



50 YEARS OF THE PMAC



LSU BASKETBALL
2021-2022
RECORD BOOK

Radio-TV Roster

0

Brandon Murray

G • 6-5 • 214 • Fr.
Baltimore, Maryland



1

Xavier Pinson

G • 6-2 • 154 • Sr.
Chicago, Illinois



2

Eric Gaines

G • 6-2 • 150 • So.
Lithonia, Georgia



3

Alex Fudge

F • 6-8 • 185 • Fr.
Jacksonville, Florida



4

Darius Days

F • 6-7 • 245 • Sr.
Raleigh, Florida



5

Mwani Wilkinson

F • 6-5 • 206 • So.
Las Vegas, Nevada



10

Brandon Egemo

G • 6-0 • 166 • So.
Los Angeles, California



11

Justice Williams

G • 6-3 • 170 • Fr.
Philadelphia, Pennsylvania



13

Tari Eason

F • 6-8 • 216 • So.
Los Angeles, California



15

Efton Reid

C • 6-11 • 238 • Fr.
Richmond, Virginia



20

Jerrell Colbert

C • 6-10 • 216 • Fr.
Houston, Texas



21

Bradley Ezewiro

F • 6-8 • 246 • Fr.
Torrance, California



22

Spencer Mays

G • 6-3 • 196 • Jr.
Baton Rouge, Louisiana



24

Shareef O'Neal

F • 6-10 • 220 • Jr.
Los Angeles, California



25

Adam Benhayoune

F • 6-5 • 230 • Fr.
Helotes, Texas



30

Parker Edwards

G • 6-2 • 214 • Jr.
Covington, Louisiana



44

Adam Miller

G • 6-2 • 185 • So.
Peoria, Illinois



Will Wade

Head Coach • 5th Season



2021-22 LSU Basketball Schedule

DATE	OPPONENT	SITE	CENTRAL TIME
Nov. 9	ULM (SECN+)	Baton Rouge, Louisiana	7 p.m.
Nov. 12	TEXAS STATE (SECN+)	Baton Rouge, Louisiana	7 p.m.
Nov. 15	LIBERTY (ESPNU)	Baton Rouge, Louisiana	6 p.m.
Nov. 18	MCNEESE (SECN+)	Baton Rouge, Louisiana	7 p.m.
Nov. 22	BELMONT (SECN+)	Baton Rouge, Louisiana	7 p.m.
EMERALD CLASSIC			
Nov. 26	vs. Penn State (CBSSN)	Niceville, Florida	6 p.m.
Nov. 27	Wake Forest/Oregon State (CBSSN)	Niceville, Florida	3:30 p.m./6 p.m.
Dec. 1	OHIO (SECN+)	Baton Rouge, Louisiana	7 p.m.
HOLIDAY HOOPSGIVING			
Dec. 11	vs. Georgia Tech (ESPN2)	Atlanta, Georgia	5 p.m.
Dec. 14	NORTHWESTERN STATE (SECN)	Baton Rouge, Louisiana	6 p.m.
Dec. 18	vs. Louisiana Tech (CBSSN)	Bossier City, Louisiana	6 p.m.
Dec. 22	LIPSCOMB (SECN)	Baton Rouge, Louisiana	7 p.m.
Dec. 29	*at Auburn (ESPNU)	Auburn, Alabama	6 p.m.
Jan. 4	*KENTUCKY (ESPN)	Baton Rouge, Louisiana	6 p.m.
Jan. 8	*TENNESSEE(ESPN2/U)	Baton Rouge, Louisiana	5 p.m.
Jan. 12	*at Florida (ESPN2/U)	Gainesville, Florida	6 p.m.
Jan. 15	*ARKANSAS (ESPN2/U)	Baton Rouge, Louisiana	1 p.m.
Jan. 19	*at Alabama (ESPN2)	Tuscaloosa, Alabama	6 p.m.
Jan. 22	*at Tennessee (ESPN)	Knoxville, Tennessee	5 p.m.
Jan. 26	*TEXAS A&M (SECN)	Baton Rouge, Louisiana	8 p.m.
SEC/Big 12 Challenge			
Jan. 29	at TCU (ESPN2)	Fort Worth, Texas	11 a.m.
Feb. 1	*OLE MISS (SECN)	Baton Rouge, Louisiana	8 p.m.
Feb. 5	*at Vanderbilt (SECN)	Nashville, Tennessee	5 p.m.
Feb. 8	*at Texas A&M (SECN)	Bryan-College Station, Texas	6 p.m.
Feb. 12	*MISSISSIPPI STATE (ESPN2/U)	Baton Rouge, Louisiana	7 p.m.
Feb. 16	*GEORGIA (SECN)	Baton Rouge, Louisiana	6 p.m.
Feb. 19	*at South Carolina (SECN)	Columbia, South Carolina	2:30 p.m.
Feb. 23	*at Kentucky (ESPN/2)	Lexington, Kentucky	8 p.m.
Feb. 26	*MISSOURI (SECN)	Baton Rouge, Louisiana	7:30 p.m.
March 2	*at Arkansas (ESPN2/U)	Fayetteville, Arkansas	8 p.m.
March 5	*ALABAMA (CBS)	Baton Rouge, Louisiana	11 a.m.
March 9-13	SEC TOURNAMENT (SECN, ESPN)	Tampa, Florida	

Home games in CAPS • Times are Central and Subject to Change

*denotes SEC Games SECN+ = Streaming Broadcast

2020-21 LSU Basketball Results

NOTE: ATTENDANCE LIMITED BECAUSE OF COVID-19 PANDEMIC

DATE	OPPONENT	SCORE	PAID ATT.
Nov. 26	SIUE (Billiken Classic at St. Louis)	W, 94-81	0
Nov. 28	at Saint Louis (Billiken Classic)	L, 81-85	0
Nov. 30	SOUTHEASTERN LOUISIANA	W, 96-43	2008
Dec. 6	LOUISIANA TECH	W, 86-55	2505
Dec. 14	SAM HOUSTON	W, 88-66	55
Dec. 26	NICHOLLS STATE	W, 86-80	2198
Dec. 29	*TEXAS A&M	W, 77-54	2212
Jan. 2	*at Florida	L, 79-83	2211
Jan. 6	*GEORGIA	W, 94-92 (ot)	2635
Jan. 9	*at Ole Miss	W, 75-61	895
Jan. 13	*ARKANSAS	W, 92-76	2540
Jan. 16	*SOUTH CAROLINA	W, 85-80	2143
Jan. 19	*ALABAMA	L, 75-105	2295
Jan. 23	*at Kentucky	L, 69-82	3075
Jan. 26	*at Texas A&M	W, 78-66	1485
Jan. 30	TEXAS TECH	L, 71-76	2808
Feb. 3	*at Alabama	L, 60-78	2055
Feb. 10	*at Mississippi	W, 94-80	1000
Feb. 13	*TENNESSEE	W, 78-65	2224
Feb. 20	*AUBURN	W, 104-80	2384
Feb. 23	*at Georgia	L, 78-91	1638
Feb. 27	*at Arkansas	L, 75-83	4400
March 2	*VANDERBILT	W, 83-68	2426
March 6	*at Missouri	W, 86-80	3112
SEC Tournament-Nashville, Tennessee			
March 12	vs. Ole Miss	W, 76-73	2155
March 13	vs. Arkansas	W, 78-71	3164
March 14	vs. Alabama	L, 79-80	2586
NCAA Tournament			
March 20	vs. St. Bonaventure (at Bloomington, Indiana)	W, 76-61	0
March 22	vs. Michigan (at Indianapolis, Indiana)	L, 78-86	5546

Table of Contents

Intro

1	2021-22 Schedule/2020-21 Results
2	Contents/Credits
3	Preseason Notes
4	Quick Facts
5	2021-22 Roster
6	Career Season Stats of Returnees
7	Career Game-by-Game Stats of Returnees

Head Coach

10	Head Coach Will Wade Stats and Facts
----	--------------------------------------

Review

12	2020-21 Stats
13	2020-21 Scores
14	Former Players Stats from 2020-21
15	2020-21 Box Scores
21	2020-21 Superlatives
22	2020-21 Team/Opp. Game-by-Game Statistics
23	2020-21 Starting Lineups

Preview

24	Series Record vs. 2021-22 Opponents
25	2022 SEC Tournament
26	LSU SEC Tournament History

Records

27	Scoring Records
28	Field Goal Records
29	3 PT Field Goal Records
30	Free Throw Records
31	Rebound Records
32	Assist Records
33	Block Records
34	Steal Records
35	Minutes, Games Played Records
36	Miscellaneous Records
39	Maravich Center Records
42	Team Single Game Records
43	Team Single Season Records
44	Opponent Team, Individual Records
45	Records by Class
46	Yearly Leaders
49	1000-Point Club
51	500-Rebound Club
52	200-Assist Club
53	100-Steal Club
54	1000-500-200-100 Club
55	30-20-10 Club
58	20-10 Games
59	Most 30-20-10 Games
60	Will Wade Era Individual Records
63	Will Wade Era Team Records
65	SEC Tournament Records

67	NCAA Tournament Records
69	NIT Records
70	Yearly Records/Milestones
71	Home/Away/Neutral Win Streaks
72	Year-by-Year, Game-by-Game

History

83	Series Records
94	Regular Season Tournaments
96	LSU in The Post-Season
100	Record vs. Conferences
101	LSU vs. Each State
102	LSU in the Polls
108	Year-by-Year Individual/Team Statistics
122	Yearly Starting Lineups
124	100-Point Games
125	Overtime Games
127	Comeback Wins
128	Buzzer Beaters/Biggest Wins

LSU

129	All-Americans, SEC POY, SEC FOY
130	Bob Pettit
131	Pete Maravich
132	Shaquille O'Neal
133	Rudy Macklin
134	Mahmoud Abdul-Rauf
135	Malcolm "Sparky" Wade/Bobby Lowther
136	Glen Davis/Ben Simmons
137	SEC First Team
138	SEC Second and Third Team
139	All-SEC Tournament/Academic/Community
140	Lettermen
144	Jersey Numbers
147	Maravich Center
149	Maravich Center Practice Facility
151	Maravich Center Won-Lost Records
152	Maravich Center Attendance
153	1935 National Champions
154	Final Four Legacy
155	Final Four Coaches
158	Coaches of the SEC Era
159	All-Time Coaches Records
160	Championship Basketball
162	Championship Teams
164	Tigers in the NBA
168	LSU/Louisiana Hall of Fame/ Louisiana Honors
170	Media Guidelines
171	LSU Radio/TV Network/Will Wade Show

LSUSPORTS.NET/MEDIA

CREDENTIALS

Credentials for LSU home games are issued to working media only. Because of severe space limitations and demand, individual game credentials must be requested one week prior to the date of the game.

GAME NOTES

Media and fans can access the current media guide, updated statistics and game notes all in one location at www.LSUsports.net/media. Each category is updated daily throughout the season.

VIDEO

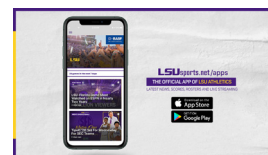
Members of the media may request video from LSU Athletics. Inquiries can be emailed to clowe@lsu.edu.

PHOTOS

Members of the media may request photos by emailing photo@lsu.edu. Digital photos on LSUsports.net, the official website, are the property of LSU Athletics and should not be used without expressed written consent of LSU Athletics Creative Services.

LOGOS

Logo requests can be submitted to creative@lsu.edu. All requests are subject to review and approval under the university's trademark licensing and multimedia rights holder guidelines. Please refer to LSUsports.net/brand.



The official LSUsports Mobile apps are available in the Apple iTunes Store and on Google Play. Follow the Tigers on your smart phone, or upgrade to the LSUsports Mobile + app to listen live and watch video highlights.



Credits

Editor

C. Kent Lowe, Christian Verde, Harrison Valentine

Layout & Design

Jason Feirman, Christian Verde, Madison Leaville

Assistant Editors

Bill Franques, Michael Bonnette

Photography

Chris Parent, Gus Stark, Philip Cancilleri, Kyle Zedaker, Madeline VeZain, Bridgette Hogan, MG Miller, Hilary Scheinuk, Martin McCallister, Jim Zeitz, Eddy Perez, Bill Feig, NBA Photos (Andrew Bernstein, Sam Forenich, Glenn James, Kim Stallknecht, Steve Waltman, Jeff Vinnick), and Getty Images.

© COPYRIGHT LOUISIANA STATE UNIVERSITY®

The 2021-22 LSU Basketball Record Book was written by the LSU Athletics Communications Office and designed by LSU Creative Services. All text and photo content is property of Louisiana State University and LSU Athletics and cannot be reproduced without permission from LSU Athletics Communications.

In recent years, some information that was once printed exclusively in LSU Athletics media guides has moved to the department's official website, LSUsports.net. Visit the basketball homepage to find such information.

LSU Basketball Preseason Notes

- The LSU men's basketball team had another good season, finishing in third in the Southeastern Conference with an 11-6 record and overall with a 19-10 record. LSU advanced to its second consecutive NCAA Tournament (2019, 2021) for the first time since 2005 and 2006.

- The Tigers have now won 39 SEC games in the last three seasons: 16 in 2019, 12 in 2020 and 11 in 2021. and 12 more in 2020 ... LSU has the most Southeastern Conference wins of any team in the league over the last three seasons.

LSU was 9-0 on the road in league play in 2019 and posted 12 consecutive road wins, opening with the first three road wins in 2020 ... LSU is 15-2 at home in the league over the last two seasons.

- The 2020-21 season proved to be very different as the pandemic, which closed down the 2020 season in March before the Tigers played in the SEC Tournament, changed the complexion of the season entirely.

The season would not tip off until Nov. 25, some 16 days later than scheduled. Most of December was disrupted by COVID-19 as LSU played just twice between the Dec. 6 win over Louisiana Tech and the start of conference play on Dec. 29.

- The Tigers advanced through the field, defeating Ole Miss and Arkansas enroute to its first SEC Tournament Championship game since 1993 ... The Tigers advanced to the NCAA Tournament round of 32, defeating St. Bonaventure, before losing to Michigan.

- LSU had four players in double figures last year led by All-SEC selection, freshman Cameron Thomas. Thomas averaged 23.0 points a game, making 68 three-pointers and a very impressive 194-of-220 free throws.

Sophomore Trendon Watford averaged 16.3 points a game, junior point guard Javonte Smart averaged 16.0 points (with a team best 70 treys and 111 assists) and Darius Days averaged 11.6 points and a team best 7.8 rebounds.

- Thomas was a first-round selection of the Brooklyn Nets, the 16th first-round selection in LSU Basketball history. Trendon

Watford signed with the Portland Trailblazers and Javonte Smart is in camp with the Miami Heat.

- Darius Days returns for his senior season and, for the first time since he arrived at LSU, he will not change numbers this season, staying with 4 ... Sophomore Mwani Wilkinson, who wore "0" as a freshman, will be No. 5 this year ... Eric Gaines, who wore "25" as a freshman, will be No. 2 this year ... Parker Edwards will wear No. 30.

- Shareef O'Neal, the son of the legendary LSU and NBA star, Shaquille O'Neal, will wear 24 this year, one of the numbers that Kobe Bryant wore during his amazing career with the Lakers. O'Neal, who was injured a good bit of the 2020-21 season, will be looking to stay healthy and be a contributing factor for this team in 2021-22.

- Shareef and his father are the latest in a line of father-son combinations that have played for the LSU Purple and Gold:

Geert and Shane Hammink
Josh and Pete Maravich.
Shaquille and Shareef O'Neal.
Al, Jr. and Al "Apple" Sanders III
Wayne and Wayde Sims.

Collis, Jr., Collis III and Garrett Temple.
Bobby and John Tudor
Rick and Paul Wolfert.

- Like other teams, the Tigers took advantage of the transfer portal to bring in three players off good years at other schools ... Headlining that group was Xavier Pinson, coming to LSU after three years at Missouri ... Pinson started all 26 games for Missouri during the 2020-21 season, averaging 13.6 points, 2.7 rebounds and 2.9 assists per game ... He had 18 games in double figures.

Tari Eason came to LSU after his freshman season at Cincinnati ... Eason averaged 7.3 points, 5.9 rebounds, 1.3 assists and 1.2 steals ... He averaged 19.5 minutes a game and was named an All-AAC freshman.

Adam Miller started every game at Illinois as a freshman ... Miller ranked fifth at Illinois in scoring with an average of 8.3 points ... He was the No. 5 scorer among

Big Ten freshman and led all league freshman with 52 three-pointers ... Miller scored in double figures 13 times and in the summer was named the U19 2021 World Cup team, helping the United States to the Gold Medal.

- LSU had the sixth ranked recruiting class for the 2021-22 season as ranked by 247sports.com composite rankings ... That class was led by five star center Efton Reid of IMG Academy, four stars Justin Williams of Montverde Academy (who reclassified from 2022 to the 2021 class) and Brandon Murray of IMG Academy; also three stars Jerrel Colbert of Houston High in Tennessee and Bradley Ezewiro of Oak Hill Academy in Virginia.

The Tigers will also have Alex Fudge who enrolled early in January 2021 and practiced with the team during the spring semester

- With just Darius Days, Mwani Wilkinson and Eric Gaines the main three returnees who played substantial minutes, the Tigers are returning just 17.7 points of the 81.8 average of a season ago. But LSU does add returning player points with the three transfer portal additions of a year ago.

- LSU has become known for its offensive ability the last few years, having averaged 81.8 points in 2021, 80.5 points in 2020 and 80.4 points in 2019. It is the first time LSU has averaged over 80 points for three straight seasons since LSU averaged 87.5 points in 1992, 90.4 in 1991 and 91.3 in 1990.

- LSU will celebrate the 50th anniversary of men's basketball playing in the Maravich Center this season ... The Tigers first played a game in the then LSU Assembly Center on Jan. 3, 1972 against Vanderbilt, losing 80-73 before picking up its first win three days later against Georgetown, 90-71.

- The Tigers have won 590 games in the first 50 years of play in the Assembly Center ... LSU is 55-10 in Coach Will Wade's four years at the Maravich Center.

Quick Facts

LSU Men's Basketball Coaching Staff

NAME	POSITION	ALMA MATER	YEAR AT LSU
Head Coach:	Will Wade	Clemson, '05	5th year at LSU
Associate Head Coach:	Bill Armstrong	UAB, '01	5th year at LSU
Assistant Coach:	Tasmin Mitchell	LSU, '10	5th year at LSU (3rd as AC)
Asst. Coach/Recruiting Coord.:	Kevin Nickelberry	Virginia Wesleyan '86	3rd year at LSU (2nd as AC)
Director of Operations:	Nelson Hernandez	Utah State, '13	5th year at LSU
Coordinator of Operations:	LeBrent Walker	Washington Adventist, '18	4th year at LSU (2nd as Coordinator)
Director Player Development:	Vernon Hamilton	Clemson, '07	2nd year at LSU
Assistant to the Head Coach:	Brandon Chambers	VCU, '11	1st year at LSU
Basketball Trainer:	Shawn Eddy	West Virginia, '94	17th year men's basketball (26th at LSU)
Strength, Conditioning Coach:	Lauren Green	St. Cloud State, '11	1st year at LSU
Director Video Operations:	Tyrone Green	VCU '19	3rd year at LSU
Administrative Assistant:	Brittany Carvalhido	Oklahoma St. '05	12th year men's basketball (14th at LSU)

Basketball Facts

Head Coach:	Will Wade
Alma Mater/Year:	Clemson, '05
Career Record:	174-85
Years as Head Coach:	Entering 9th year
Years at LSU:	Entering 5th year
LSU's 2020-21 Record:	19-10 overall, 11-6 SEC (3rd)
Associate Head Coach:	Bill Armstrong
Assistant Coach:	Tasmin Mitchell
Assistant Coach:	Kevin Nickelberry
Director of Operations:	Nelson Hernandez
Coordinator of Operations:	LeBrent Walker

University Facts

Location:	Baton Rouge, La.
Founded:	1860
Enrollment:	34,290
Nickname:	Tigers or Fighting Tigers
Colors:	Purple and Gold
Print specifications:	Purple-PMS 268, Gold-PMS 123
Mascot:	Mike VII (live Bengal tiger)
Arena:	Pete Maravich Assembly Center
Capacity:	13,215
Year Opened:	1972
All-Time Record in PMAC:	590-199 (50 years)
Conference:	Southeastern
Band:	Bengal Brass Basketball Band

University Administration

President:	Dr. William F. Tate IV (Northern Illinois)
Faculty Representative:	Dr. Lori Martin (Fordham)

Athletics Department

Athletics Director:	Scott Woodward (LSU, '85)
Chief of Staff:	Andrea Tepe (Miami, Ohio, '08)
Executive Deputy Director of Athletics	Verge Ausberry (LSU, '90)
Executive Deputy Director of Athletics/COO	Stephanie Rempe (Arizona, '93)
Deputy AD for Leadership & Strategy:	Lori Williams (Baylor, '95)
Sr. Associate AD/Facility Management:	Dan Gaston (Washington, '03)
Sr. Associate AD/Health, Wellness:	Shelly Mullenix (Florida State, '91)
Sr. Associate AD/Sr. Woman Administrator	Miriam Segar (LSU, '94)
Associate AD/Communications:	Michael Bonnette (LSU, '93)
Associate AD/Ticket Sales & Operations:	Brian Broussard (LSU, '93)
Associate AD/Diversity, Equity and Inclusion:	Ashleigh Clare-Kearney Thigpen (LSU 2010)
Associate AD/Administration	John Daniel (LSU, '10)
Associate AD/Compliance:	Matt Jakoubek (Northern Iowa, '00)
Associate AD/Chief Financial Officer	Matthew LaBorde (LSU, '08)
Associate AD/Business and Finance:	Neal Lamonica (LSU, '98)
Associate AD/Human Resources:	Wendy Nall (Southeastern, '00)
Assistant AD/Marketing	Dave Haskin (St. Olaf, '01)
Assistant AD/Compliance:	Blair Napolitano (LSU, '05)
Assistant AD/Athletics Equipment:	Greg Stringfellow (LSU, '97)

Communications

Associate AD/Communications:	Michael Bonnette (LSU, '93)
Senior Associate Director (Basketball):	Kent Lowe (LSU-Shreveport, '79)
Senior Associate Director:	Bill Franques (LSU, '85)
Assoc. Director Creative & Digital Content	Brandon Berrio (LSU, '15)
Assistant Director:	Aaron Hyder (Middle Tennessee, '14)
Assistant Director:	Grant Kauvar (LSU, '19)
Assistant Director:	Keontae' Herrera (Southeastern, '14)
Digital Media Writer:	Cody Worsham (LSU, '11)
Administrative Specialist:	Pam LeBlanc

Creative Services

Executive Director:	Emily Dixon (LSU, '09)
Director, Post-Production:	Matt Tornquist (Purdue, '17)
Director of Media Production:	David Landry (LSU, '90)
Video Production Specialist:	Sheldon Lee (Lamar, '06)
Video Production Specialist:	Garrison Floyd (Alabama, '21)

Creative Services

Executive Director:	Jason Feirman (LSU, '00)
Creative Services Coordinator:	Lindsey Thompson (Bowling Green, '15)
Creative Services Coordinator:	Madison Leavelle (Alabama, '14)
Graphic Design Coordinator:	Stephanie Lyles (LSU, '10)
Photography Director:	Chris Parent (LSU, '15)
Photography Coordinator:	Gus Stark (LSU, '18)

LSU Sports Productions

Director of Video Boards/Live Events:	Lee Scioneaux (LSU, '90)
---------------------------------------	--------------------------

LSU Network Operations/SEC Network

Director of SEC Network TV Operations:.	John Schiebe (Okla. St., '87)
Broadcast Engineer:	Larry Allen

LSU Sports Radio Network

Director of Broadcasting:	Chris Blair (Lander, '97)
---------------------------	---------------------------

Interactive

General Content Manager:	Todd Politz (LSU, '99)
--------------------------	------------------------

Media Information

Men's Basketball SID:	Kent Lowe
SID Office Phone:	225-578-8226
Lowe's Office Phone:	225-578-1864
Lowe's Cell Phone:	225-241-4360
Lowe's E-Mail Address:	clowe@lsu.edu
Lowe's Twitter:	@LSUKent
LSU website:	www.LSUsports.net
Press Row Phone:	225-578-8226
SID Mailing Address:	Athletics Administration Building Baton Rouge, LA 70803

Athletics Phone Directory (225 area code)

Athletics Department:	578-8100
Athletics Director:	578-3600
Senior Women's Administrator:	578-1888
Student Services:	578-4100
Marketing and Promotions:	578-6629
Internal Operations:	578-6603
Business Office:	578-6783
Ticket Office:	578-2184
Men's Basketball Office:	578-8217

 /LSUBasketball
 @LSUBasketball, @WWadeLSU



2021-22 LSU Men's Basketball Team

Alphabetical

NO.	NAME	POS.	HT.	WT.	YR.	EXP.	HOMETOWN (PREVIOUS SCHOOL)
25	Adam Benhayoune	F	6-5	230	Fr.	HS	Helotes, Texas (Sandra Day O'Connor HS)
20	Jerrell Colbert	C	6-10	216	Fr.	HS	Houston, Texas (Houston HS-Tenn.)
4	Darius Days	F	6-7	245	Sr.	3L	Raleigh, Florida (IMG Academy)
13	Tari Eason	F	6-8	216	So.	TR	Los Angeles, California (Cincinnati)
30	Parker Edwards	G	6-2	214	Jr.	SQ	Covington, Louisiana (Southeastern)
10	Brandon Egemo	G	6-0	166	So.	SQ	Los Angeles, California (University HS)
21	Bradley Ezewiro	F	6-8	246	Fr.	HS	Torrance, California (Oak Hill Academy)
3	Alex Fudge	F	6-8	185	Fr.	HS	Jacksonville, Florida (Robert E. Lee HS)
2	Eric Gaines	G	6-2	150	So.	1L	Lithonia, Georgia (Lithonia HS)
22	Spencer Mays	G	6-3	196	Jr.	TR	Baton Rouge, Louisiana (Baton Rouge CC)
44	Adam Miller	G	6-2	185	So.	TR	Peoria, Illinois (Illinois)
0	Brandon Murray	G	6-5	214	Fr.	HS	Baltimore, Maryland (IMG Academy)
24	Shareef O'Neal	F	6-10	220	Jr.	1L	Los Angeles, California (UCLA)
1	Xavier Pinson	G	6-2	154	Sr.	TR	Chicago, Illinois (Missouri)
15	Efton Reid	C	6-11	238	Fr.	HS	Richmond, Virginia (IMG Academy)
5	Mwani Wilkinson	F	6-5	206	So.	1L	Las Vegas, Nevada (Bishop Gorman HS)
11	Justice Williams	G	6-3	170	Fr.	HS	Philadelphia, Pennsylvania (Montverde Academy)

Numerical

NO.	NAME	POS.	HT.	WT.	YR.	EXP.	HOMETOWN (PREVIOUS SCHOOL)
0	Brandon Murray	G	6-5	214	Fr.	HS	Baltimore, Maryland (IMG Academy)
1	Xavier Pinson	G	6-2	154	Sr.	TR	Chicago, Illinois (Missouri)
2	Eric Gaines	G	6-2	150	So.	1L	Lithonia, Georgia (Lithonia HS)
3	Alex Fudge	F	6-8	185	Fr.	HS	Jacksonville, Florida (Robert E. Lee HS)
4	Darius Days	F	6-7	245	Sr.	3L	Raleigh, Florida (IMG Academy)
5	Mwani Wilkinson	F	6-5	206	So.	1L	Las Vegas, Nevada (Bishop Gorman HS)
10	Brandon Egemo	G	6-0	166	So.	SQ	Los Angeles, California (University HS)
11	Justice Williams	G	6-3	170	Fr.	HS	Philadelphia, Pennsylvania (Montverde Academy)
13	Tari Eason	F	6-8	216	So.	TR	Los Angeles, California (Cincinnati)
15	Efton Reid	C	6-11	238	Fr.	HS	Richmond, Virginia (IMG Academy)11
20	Jerrell Colbert	C	6-10	216	Fr.	HS	Houston, Texas (Houston HS-Tenn.)
21	Bradley Ezewiro	F	6-8	246	Fr.	HS	Torrance, California (Oak Hill Academy)
22	Spencer Mays	G	6-3	196	Jr.	TR	Baton Rouge, Louisiana (Baton Rouge CC)
24	Shareef O'Neal	F	6-10	220	Jr.	1L	Los Angeles, California (UCLA)
25	Adam Benhayoune	F	6-5	230	Fr.	HS	Helotes, Texas (Sandra Day O'Connor HS)
30	Parker Edwards	G	6-2	214	Jr.	SQ	Covington, Louisiana (Southeastern)
44	Adam Miller	G	6-2	185	So.	TR	Peoria, Illinois (Illinois)

Coaching Staff

Head Coach:	Will Wade	Clemson, '05	5th year at LSU
Associate Head Coach:	Bill Armstrong	UAB, '01	5th year at LSU (2nd as AHC)
Asst. Coach/Recruiting Coord.:	Kevin Nickelberry	Virginia Wesleyan, '86	3rd year at LSU (2nd as AC)
Assistant Coach:	Tasmin Mitchell	LSU, '10	5th year at LSU (3rd as AC)
Director of Operations:	Nelson Hernandez	Utah State, '13	5th year at LSU
Coordinator of Operations:	LeBrent Walker	Washington Adventist, '18	4th year at LSU
Director Player Development:	Vernon Hamilton	Clemson, '07	2nd year at LSU
Assistant to the HC:	Brandon Chambers	VCU, '11	1st year at LSU
Basketball Trainer:	Shawn Eddy	West Virginia, '94	176th year men's basketball
Strength, Conditioning Coach:	Lauren Green	St. Cloud State, '11	1st year at LSU
Director Video Operations:	Tyrone Green	VCU, '19	3rd year at LSU
Administrative Assistant:	Brittany Carvalhido	Oklahoma St. '05	12th year men's basketball

Pronunciation

Mwani -- Muh-wah-nee
Xavier -- ZAY-vyer
Egemo -- Egg-uh-moe
Tari -- TAR-ee
Efton -- F-ton
Ezewiro -- is-uh-were-oh
Shareef -- Shuh-reef
Benhayoune -- Ben-ay-yoon

Career Statistics Of Returnees

Darius Days * Raleigh, Florida * Senior

YEAR	GP-GS	MIN-AVG	FG-FGA	FG%	3FG-FGA	3FG%	FT-FTA	FT%	REB-AVG	PF-DQ	A	TO	BLK	ST	PTS-AVG
2018-19	35-3	510/14.6	66-136	.485	26-68	.382	26-35	.743	140-4.0	94-3	13	17	11	26	184-5.3
2019-20	31-30	729/23.5	125-257	.486	39-132	.295	55-70	.786	212-6.8	90-6	25	31	10	18	344-11.1
2020-21	28-28	755/27.0	123-237	.519	52-130	.400	26-37	.703	219-7.8	89-3	18	29	8	30	324-11.6
TOTALS	94-61	1995/21.2	314-630	.498	117-330	.355	107-142	.754	571-6.1	273-12	56	77	29	74	852-9.1

Parker Edwards * Bronx, New York * Junior

YEAR	GP-GS	MIN-AVG	FG-FGA	FG%	3FG-FGA	3FG%	FT-FTA	FT%	REB-AVG	PF-DQ	A	TO	BLK	ST	PTS-AVG
2020-21	5-0	15/2.9	0-3	.000	0-2	.000	0-0	.000	4-0.8	1-0	0	0	0	0	0-0.0
TOTALS	5-0	15/2.9	0-3	.000	0-2	.000	0-0	.000	4-0.8	1-0	0	0	0	0	0-0.0

Brandon Egemo * Los Angeles, California * Sophomore

YEAR	GP-GS	MIN-AVG	FG-FGA	FG%	3FG-FGA	3FG%	FT-FTA	FT%	REB-AVG	PF-DQ	A	TO	BLK	ST	PTS-AVG
2020-21	2-0	3/1.5	0-0	.000	0-0	.000	0-0	.000	0-0.0	0-0	0	0	0	0	0-0.0
TOTALS	2-0	3/1.5	0-0	.000	0-0	.000	0-0	.000	0-0.0	0-0	0	0	0	0	0-0.0

Eric Gaines * Lithonia, Georgia * Sophomore

YEAR	GP-GS	MIN-AVG	FG-FGA	FG%	3FG-FGA	3FG%	FT-FTA	FT%	REB-AVG	PF-DQ	A	TO	BLK	ST	PTS-AVG
2020-21	29-1	390/13.5	18-81	.222	5-29	.172	32-44	.727	42-1.4	48-0	35	36	6	30	73-2.5
TOTALS	29-1	390/13.5	18-81	.222	5-29	.172	32-44	.727	42-1.4	48-0	35	36	6	30	73-2.5

Shareef O'Neal * Los Angeles, California * Junior

YEAR	GP-GS	MIN-AVG	FG-FGA	FG%	3FG-FGA	3FG%	FT-FTA	FT%	REB-AVG	PF-DQ	A	TO	BLK	ST	PTS-AVG
AT UCLA															
2019-20	13-0	131/10.1	9-28	.321	2-6	.333	9-19	.474	38-2.9	18-0	3	9	3	4	29-2.2
AT LSU															
2020-21	10-0	146/14.6	9-24	.375	2-11	.182	8-16	.500	44-4.4	22-0	0	4	5	5	28-2.8
TOTALS	23-0	277/12.0	18-52	.346	6-17	.235	17-35	.486	82-3.6	40-0	3	13	8	9	57-2.5

Mwani Wilkinson * Las Vegas, Nevada * Sophomore

YEAR	GP-GS	MIN-AVG	FG-FGA	FG%	3FG-FGA	3FG%	FT-FTA	FT%	REB-AVG	PF-DQ	A	TO	BLK	ST	PTS-AVG
2020-21	27-14	460/17.0	40-51	.784	2-5	.400	14-20	.700	72-2.7	55-0	16	12	13	18	96-3.6
TOTALS	27-14	460/17.0	40-51	.784	2-5	.400	14-20	.700	72-2.7	55-0	16	12	13	18	96-3.6

Xavier Pinson * Chicago, Illinois * Senior

YEAR	GP-GS	MIN-AVG	FG-FGA	FG%	3FG-FGA	3FG%	FT-FTA	FT%	REB-AVG	PF-DQ	A	TO	BLK	ST	PTS-AVG
AT MISSOURI															
2018-19	31-12	570/18.4	63-153	.412	26-65	.400	53-68	.779	82-2.6	63-2	71	72	0	19	205-6.6
2019-20	31-11	745/24.0	106-271	.391	29-104	.279	103-126	.817	87-2.8	79-0	86	79	0	24	344-11.1
2020-21	26-26	667/25.6	112-290	.386	43-128	.336	87-104	.837	71-2.7	49-1	76	75	0	28	354-13.6
TOTALS	88-49	1982/22.5	281-714	.394	98-297	.330	243-298	.815	240-2.7	191-3	233	226	0	71	903-10.3

Tari Eason * Seattle, Washington * Sophomore

YEAR	GP-GS	MIN-AVG	FG-FGA	FG%	3FG-FGA	3FG%	FT-FTA	FT%	REB-AVG	PF-DQ	A	TO	BLK	ST	PTS-AVG
AT CINCINNATI															
2020-21	23-8	450/19.6	67-145	.462	7-29	.241	27-47	.574	136-5.9	60-2	30	50	29	27	168-7.3
TOTALS	23-8	450/19.6	67-145	.462	7-29	.241	27-47	.574	136-5.9	60-2	30	50	29	27	168-7.3

Adam Miller * Peoria, Illinois * Sophomore

YEAR	GP-GS	MIN-AVG	FG-FGA	FG%	3FG-FGA	3FG%	FT-FTA	FT%	REB-AVG	PF-DQ	A	TO	BLK	ST	PTS-AVG
AT ILLINOIS															
2020-21	31-31	792/25.5	90-230	.391	52-153	.450	26-38	.684	86-2.8	71-1	25	33	1	18	258-8.3
TOTALS	31-31	792/25.5	90-230	.391	52-153	.450	26-38	.684	86-2.8	71-1	25	33	1	18	258-8.3

COMPLETE BIOS and UPDATED STATISTICS THROUGHOUT THE YEAR FOR LSU PLAYERS CAN BE FOUND AT LSUSPORTS.NET on the BASKETBALL ROSTER PAGE.

Career Game-by-Game Statistics

Darius Days (2020-21, Jr.)

Opponent	Min.	FG	3FG	FT	REB	PF	A	TO	BLK	STL	PTS
vs. SIUE (at St. Louis)*	34	9-11	4-5	2-2	6	2	0	0	0	2	24
at Saint Louis*	33	4-9	0-5	1-3	11	2	0	2	1	0	9
SOUTHEASTERN*	24	3-9	1-7	4-4	7	2	2	1	0	3	11
LOUISIANA TECH*	20	4-5	3-4	1-2	8	4	0	3	1	0	12
SAM HOUSTON*	29	6-12	2-7	2-2	10	4	2	3	0	2	16
NICHOLLS STATE*	25	5-7	2-4	3-4	8	4	2	1	0	1	15
TEXAS A&M *	25	7-13	3-6	1-1	10	3	0	0	0	2	18
at Florida*	21	1-5	0-1	0-1	3	4	0	2	0	0	2
GEORGIA*	33	5-12	2-5	1-3	11	1	0	0	0	2	13
at Ole Miss*	27	5-9	3-6	2-2	7	3	0	2	0	1	15
ARKANSAS*	30	8-10	2-4	0-0	13	2	0	2	1	2	18
SOUTH CAROLINA*	31	3-5	1-3	4-4	9	3	0	0	0	3	11
ALABAMA*	15	2-5	0-2	0-0	4	3	1	2	0	0	4
at Kentucky*	29	2-6	0-1	0-1	4	5	0	1	1	0	4
at Texas A&M*	30	4-6	3-5	0-0	6	2	1	0	0	2	11
TEXAS TECH*	21	4-5	2-3	1-2	9	2	0	1	0	1	11
at Mississippi State*	29	6-10	4-6	0-1	11	4	0	0	1	1	16
TENNESSEE*	26	6-10	2-6	0-0	5	4	1	0	0	2	14
AUBURN*	22	6-10	4-7	1-1	4	2	0	2	0	2	17
at Georgia*	28	2-7	0-5	0-0	6	5	1	0	0	1	4
at Arkansas*	18	0-8	0-8	0-0	2	4	2	0	0	0	0
Vanderbilt*	28	5-8	3-5	0-0	10	4	4	3	1	1	13
at Missouri	25	5-9	2-4	0-1	9	5	0	1	0	0	12
vs. Ole Miss (at Nashville)*	33	8-15	3-4	1-1	12	2	0	0	0	1	20
vs. Arkansas (at Nashville)*	27	5-9	2-5	1-1	8	3	0	1	0	0	13
vs. Alabama (at Nashville)*	32	1-6	0-3	0-0	12	3	1	2	0	1	2
vs. St. Bonaventure (at Bloomington)*	32	5-10	3-6	0-0	11	3	1	0	1	0	13
vs. Michigan (at Indianapolis)*	27	2-6	1-3	1-1	3	4	0	0	1	0	6
TOTALS	755	127-237	52-130	26-37	219	89	18	29	8	30	324

Darius Days (2019-20, So.)

Opponent	Min.	FG	3FG	FT	REB	PF	A	TO	BLK	STL	PTS
BOWLING GREEN *	21	5-8	2-3	1-1	7	4	0	2	0	0	13
at VCU *	24	4-4	2-2	0-0	4	5	2	0	1	0	10
NICHOLLS STATE *	35	7-12	1-6	2-2	11	3	0	2	0	1	17
UMBC *	21	4-10	0-5	2-3	10	3	2	1	0	0	10
vs. Utah State*	32	6-8	2-4	0-2	7	4	2	0	1	0	14
vs. Rhode Island *	27	6-8	2-4	2-2	9	2	2	0	0	0	16
MISSOURI STATE *	30	7-13	2-8	4-4	10	4	0	0	0	0	20
UNO *	27	5-8	0-2	2-2	10	0	2	0	0	0	12
NORTHWESTERN STATE *	24	4-10	3-7	5-6	6	0	2	0	1	0	16
ETSU *	29	1-5	0-3	2-2	5	2	2	1	2	1	4
vs. USC *	26	5-14	0-5	2-3	11	3	0	1	0	0	12
LIBERTY *	21	6-11	1-3	1-1	3	1	1	0	0	0	14
at Tennessee *	29	3-9	1-5	0-0	11	2	2	2	0	1	7
ARKANSAS *	28	6-8	2-3	2-5	16	2	0	1	0	0	16
MISSISSIPPI STATE *	33	0-6	0-6	3-6	8	4	0	1	2	3	3
at Texas A&M *	21	6-11	2-6	2-2	6	5	1	2	0	0	16
at Ole Miss *	16	1-2	1-2	0-0	3	5	1	3	0	0	3
FLORIDA *	26	3-10	0-5	4-4	8	1	0	1	0	1	10
at Texas *	29	3-8	2-7	0-0	4	2	0	1	0	1	8
ALABAMA *	16	5-11	2-5	0-0	4	4	0	1	1	0	12
OLE MISS *	21	3-5	1-2	1-2	4	3	0	2	0	0	8
at Vanderbilt *	19	3-5	0-2	3-4	5	4	1	1	0	0	9
at Auburn *	26	7-13	3-8	2-3	7	5	1	2	0	1	19
MISSOURI *	24	5-9	1-3	9-9	10	3	1	1	2	1	20
at Alabama *	14	2-5	0-2	2-2	5	5	0	0	0	0	6
KENTUCKY *	27	5-14	1-3	2-2	11	3	0	3	0	2	13
at South Carolina *	25	6-8	4-6	2-2	9	2	1	1	0	5	18
at Florida *	17	2-8	2-6	0-0	0	2	0	1	0	0	6
TEXAS A&M *	29	3-11	2-8	0-1	5	2	2	0	0	1	8
at Arkansas *	11	2-3	0-1	0-0	3	5	0	1	0	0	4
GEORGIA	1	0-0	0-0	0-0	0	0	0	0	0	0	0
TOTALS	729	125-257	39-132	55-70	212	90	25	31	10	18	344

Darius Days (2018-19, Fr.)

Opponent	Min.	FG	3FG	FT	REB	PF	A	TO	BLK	STL	PTS
Southeastern Louisiana	21	3-7	1-4	4-4	5	3	2	0	0	1	11
UNCG	13	2-3	1-2	4-4	2	1	1	0	0	0	9
MEMPHIS	16	3-5	1-3	0-0	6	2	0	1	2	1	7
LOUISIANA TECH	19	0-2	0-1	0-0	3	1	0	0	2	0	0
vs. Charleston	12	3-3	0-0	0-0	6	4	0	1	0	0	6
vs. Florida State	16	1-4	0-1	2-2	6	1	0	1	0	0	4
vs. Oklahoma State	17	2-4	0-0	3-4	4	1	1	0	0	3	7
GRAMBLING STATE *	25	5-8	1-3	2-4	9	2	1	1	0	3	13
INCARNATE WORD*	20	3-7	1-3	2-2	8	4	0	1	2	0	9
at Houston *	15	3-6	1-3	0-0	3	5	1	0	0	0	7
vs. Saint Mary's	13	0-1	0-1	0-0	2	3	0	0	0	2	0
FURMAN	16	2-2	0-0	0-0	5	2	0	1	0	3	4
ULM	21	4-6	1-2	0-0	6	3	0	0	0	1	9
ALABAMA	20	5-10	3-4	1-2	3	4	0	1	0	0	14
at Arkansas	12	0-4	0-3	0-0	2	3	0	1	1	1	0
at Ole Miss	13	0-1	0-0	0-0	3	3	1	2	0	1	0
SOUTH CAROLINA	16	1-2	1-2	2-2	2	5	0	1	0	1	5
GEORGIA	20	1-5	0-3	1-1	4	1	0	0	1	1	3
at Mizzou	8	0-2	0-2	0-0	3	5	1	1	1	1	0
at Texas A&M	15	4-7	1-2	0-0	8	2	0	0	1	1	9
ARKANSAS	13	0-4	0-3	0-0	7	3	0	1	0	0	0
at Miss. State	8	0-1	0-0	0-0	1	1	0	1	0	0	0
AUBURN	13	3-4	2-3	0-0	1	1	0	0	0	0	8
at Kentucky	9	1-1	1-1	0-0	3	4	0	0	0	0	3
at Georgia	9	1-2	0-0	0-0	1	4	1	0	0	0	2
FLORIDA	11	4-5	0-1	1-2	4	0	0	0	0	0	9
TENNESSEE	21	3-5	2-4	1-1	4	5	0	1	0	2	9
TEXAS A&M	11	0-1	0-1	0-0	1	3	0	1	0	1	0
at Alabama	17	2-4	1-2	0-3	8	4	0	0	0	0	5
at Florida	6	1-2	0-1	0-0	3	4	0	0	0	1	2
VANDERBILT	21	5-9	5-6	0-0	4	4	2	0	1	1	15
vs. Florida (SECT)	4	0-2	0-2	0-0	2	3	0	0	0	0	0
vs. Yale (NCAAT)	9	0-1	0-1	0-0	3	0	0	0	0	1	0
vs. Maryland (NCAAT)	15	3-4	2-2	2-2	5	1	1	1	0	0	10

Career Game-by-Game Statistics

vs. Michigan State (NCAAT)	15	1-2	1-2	1-2	3	2	1	0	0	0	4
TOTALS	510	66-136	26-88	26-35	140	94	13	17	11	26	184

Parker Edwards (2020-21, So.)

Opponent	Min.	FG	3FG	FT	REB	PF	A	TO	BLK	STL	PTS
SOUTHEASTERN	6	0-1	0-1	0-0	1	0	0	0	0	0	0
LOUISIANA TECH	2	0-0	0-0	0-0	1	0	0	0	0	0	0
ALABAMA	3	0-1	0-0	0-0	1	0	0	0	0	0	0
AUBURN	2	0-1	0-1	0-0	0	0	0	0	0	0	0
vs. St. Bonaventure (at Bloomington)	1	0-0	0-0	0-0	1	0	0	0	0	0	0
TOTALS	15	0-3	0-2	0-0	4	1	0	0	0	0	0

Brandon Egemo (2020-21, Fr.)

Opponent	Min.	FG	3FG	FT	REB	PF	A	TO	BLK	STL	PTS
SOUTHEASTERN	2	0-0	0-0	0-0	0	0	0	0	0	0	0
AUBURN	1	0-0	0-0	0-0	0	0	0	0	0	0	0
TOTALS	3	0-0	0-0	0-0	0	0	0	0	0	0	0

Eric Gaines (2020-21, Fr.)

Opponent	Min.	FG	3FG	FT	REB	PF	A	TO	BLK	STL	PTS
vs. SIUE	12	1-3	0-1	5-6	0	0	1	0	0	2	7
at Saint Louis	10	0-1	0-0	0-0	1	1	1	0	0	0	0
SOUTHEASTERN	24	1-4	1-4	2-4	3	3	3	0	0	2	5
LOUISIANA TECH	15	1-4	0-2	0-0	2	2	0	2	0	1	2
SAM HOUSTON	10	0-3	0-1	2-2	2	0	1	2	0	0	2
NICHOLLS*	15	0-2	0-0	1-2	2	3	2	2	1	1	1
TEXAS A&M	9	0-0	0-0	0-1	1	2	0	1	0	0	0
at Florida	16	1-1	0-0	0-0	2	0	1	3	0	2	2
GEORGIA	8	0-5	0-2	0-0	0	0	0	0	1	1	0
at Ole Miss	28	3-7	2-3	2-4	2	3	2	2	0	4	10
ARKANSAS	14	1-2	0-1	1-3	1	3	1	4	0	1	3
SOUTH CAROLINA	4	0-1	0-0	0-0	1	2	1	0	0	0	0
ALABAMA	8	0-4	0-1	0-0	0	0	0	0	0	2	0
at Kentucky	14	1-3	0-1	4-4	1	4	1	0	1	0	6
at Texas A&M	12	0-0	0-0	0-0	2	1	3	2	0	0	0
TEXAS TECH	12	0-2	0-2	0-0	1	1	2	2	0	0	0
at Alabama	17	1-5	0-1	4-4	1	2	1	2	0	3	6
at Mississippi State	13	1-3	0-1	0-0	0	1	4	0	0	0	2
Tennessee	13	1-1	0-0	0-0	0	1	1	1	0	2	2
Auburn	12	0-2	0-0	2-2	2	4	3	2	0	2	2
at Georgia	18	0-4	0-2	2-4	4	2	1	3	0	1	2
at Arkansas	7	1-4	0-2	0-0	0	3	0	0	0	0	2
Vanderbilt	12	1-2	0-0	0-0	0	1	1	2	0	0	2
at Missouri	9	1-2	1-1	2-2	2	0	0	1	0	0	5
vs. Ole Miss	25	0-5	0-1	2-2	5	3	3	1	1	4	2
vs. Arkansas	21	3-7	1-2	3-4	5	3	1	1	1	1	10
vs. Alabama	9	0-1	0-0	0-0	1	1	0	0	1	0	0
vs. St. Bonaventure	10	0-1	0-0	0-0	1	0	1	2	0	1	0
vs. Michigan	9	0-2	0-1	0-0	0	2	0	0	0	0	0
TOTALS	390	18-81	5-29	32-44	42	48	35	36	6	30	73

Shareef O'Neal (2020-21, So.)

Opponent	Min.	FG	3FG	FT	REB	PF	A	TO	BLK	STL	PTS
vs. SIUE	13	1-3	1-2	0-0	5	4	0	1	0	0	3
at Saint Louis	12	0-0	0-0	0-0	3	3	0	1	1	0	0
SOUTHEASTERN	19	2-3	1-2	0-0	9	4	0	1	1	0	5
LOUISIANA TECH	19	1-4	0-1	2-4	4	2	0	0	1	0	4
NICHOLLS STATE	11	1-2	0-1	1-2	4	1	0	0	0	1	1
ALABAMA	15	2-4	0-2	2-6	5	1	0	1	0	2	6
at Kentucky	9	1-2	0-1	0-0	2	1	0	0	0	1	2
at Texas A&M	10	0-3	0-1	2-2	3	3	0	0	0	0	2
TEXAS TECH	21	1-2	0-0	0-0	6	2	0	0	0	1	2
at Alabama	14	0-1	0-1	1-2	3	1	0	0	2	0	1
TOTALS	146	9-24	2-11	8-16	44	22	0	4	5	5	28

Mwani Wilkinson (2020-21, Fr.)

Opponent	Min.	FG	3FG	FT	REB	PF	A	TO	BLK	STL	PTS
vs. SIUE	13	1-1	0-0	1-2	1	2	1	0	0	1	3
at Saint Louis	18	0-1	0-0	1-2	2	0	0	0	0	0	1
SOUTHEASTERN	14	5-8	0-1	2-2	6	3	0	0	1	1	12
LOUISIANA TECH*	17	0-0	0-0	0-0	1	3	1	0	1	2	0
SAM HOUSTON*	25	3-3	0-0	0-1	4	0	0	1	0	2	6
NICHOLLS*	20	0-0	0-0	0-0	1	0	0	0	0	2	0
TEXAS A&M*	19	2-2	0-0	3-3	7	1	1	1	1	1	7
at Florida*	23	1-2	0-0	2-2	5	3	2	1	1	0	4
GEORGIA*	31	2-3	0-0	1-2	5	3	0	0	0	2	5
at Ole Miss*	28	2-2	0-0	0-0	3	2	2	1	0	2	4
ARKANSAS*	28	4-4	1-1	2-2	6	3	1	0	0	2	11
SOUTH CAROLINA*	20	2-2	0-0	1-2	3	3	2	0	1	0	5
ALABAMA*	19	3-4	0-1	0-0	3	0	0	0	1	0	6
at Kentucky*	24	2-2	0-0	0-0	2	4	0	0	1	0	4
at Texas A&M*	15	1-1	0-0	0-0	4	3	0	0	1	0	2
TEXAS TECH*	21	0-0	0-0	0-0	2	2	2	2	1	0	0
at Alabama*	24	2-3	0-0	0-0	3	2	3	0	1	1	4
TENNESSEE	8	0-0	0-0	0-0	0	0	0	0	0	1	0
AUBURN	12	0-1	0-0	0-0	2	3	0	2	1	0	0
at Georgia	6	1-1	0-0	0-0	1	2	1	0	0	1	2
at Arkansas	12	3-3	1-1	1-2	2	3	0	1	1	0	8
VANDERBILT	9	1-1	0-0	0-0	4	3	0	1	1	0	2
at Missouri	24	3-4	0-1	0-0	3	4	0	0	0	0	6
vs. Ole Miss	2	0-0	0-0	0-0	0	2	0	1	0	0	0
vs. Arkansas	12	1-2	0-0	0-0	1	3	0	0	0	0	2
vs. St. Bonaventure	8	1-1	0-0	0-0	1	1	0	1	0	0	2
vs. Michigan	6	0-0	0-0	0-0	0	0	0	0	0	0	0
TOTALS	460	40-51	2-5	14-20	72	55	16	12	13	18	96

Career Game-by-Game Statistics

Last Season Game-by-Game For Transfers Xavier Pinson (2020-21, Jr., Missouri)

Opponent	Min.	FG	3FG	FT	REB	PF	A	TO	BLK	STL	PTS
Oral Roberts*	21	7-12	1-5	2-3	3	0	4	5	0	1	17
vs. Oregon*	27	5-11	3-7	9-10	4	0	3	2	0	0	22
at Wichita State*	28	1-13	0-7	1-2	5	1	6	3	0	1	3
Liberty*	24	5-11	0-3	2-2	7	3	3	6	0	2	12
Illinois*	31	6-13	1-4	4-5	2	1	5	1	0	0	17
Bradley*	25	4-13	3-7	4-4	4	4	1	4	0	0	15
Tennessee*	22	2-7	1-4	6-9	0	2	0	2	0	0	11
at Arkansas*	33	5-11	1-4	12-15	5	3	4	2	0	0	23
at Miss. State*	28	4-13	1-3	4-4	3	3	8	2	0	0	13
at Texas A&M*	18	3-6	1-3	0-0	1	1	1	4	0	0	7
South Carolina*	19	0-3	0-0	2-4	2	2	2	5	0	0	2
at Tennessee*	30	10-14	3-3	4-4	4	2	2	5	0	3	27
at Auburn*	23	2-11	0-4	3-4	6	5	4	3	0	0	7
TCU*	33	10-19	8-13	8-9	1	0	4	2	0	1	36
Kentucky*	32	5-14	2-3	2-3	0	2	4	3	0	3	14
Alabama*	24	3-6	0-2	3-3	5	3	1	3	0	4	9
at Ole Miss*	24	3-11	0-5	0-0	0	0	2	4	0	1	6
Arkansas*	29	7-13	5-8	4-5	3	4	3	1	0	1	23
at Georgia*	23	4-13	1-7	2-2	1	1	4	4	0	0	11
at South Carolina*	24	7-15	2-6	0-0	3	2	1	0	0	2	16
Ole Miss*	26	1-9	0-4	0-0	3	2	2	1	0	1	2
at Florida*	28	5-11	4-7	0-0	1	2	2	2	0	1	14
LSU*	19	3-12	2-6	6-6	0	2	1	2	0	2	14
vs. Georgia*	29	4-12	3-7	6-7	5	1	2	3	0	3	17
vs. Arkansas*	25	5-10	1-3	3-3	2	2	2	4	0	1	14
vs. Oklahoma*	18	1-7	0-3	0-0	1	1	5	2	0	1	2
TOTALS	667	112-290	43-128	87-104	71	49	76	75	0	28	354

Tari Eason (2020-21, Fr., Cincinnati)

Opponent	Min.	FG	3FG	FT	REB	PF	A	TO	BLK	STL	PTS
Lipscomb	8	1-3	0-1	0-0	3	2	1	4	2	0	2
Xavier	15	1-5	0-1	0-0	8	2	2	1	0	1	2
Furman*	24	4-7	0-1	0-0	2	2	2	1	2	1	8
at Tennessee*	26	3-10	1-5	0-1	7	3	0	1	0	0	7
South Florida*	24	4-7	1-2	4-6	9	0	3	2	1	2	13
at Georgia	26	5-7	1-1	0-1	6	1	2	3	2	2	11
at UCF*	10	1-1	0-0	3-4	4	5	1	3	0	0	5
Tulsa*	21	2-10	0-1	2-2	7	1	2	1	0	1	6
at SMU*	25	5-10	1-2	3-4	5	2	2	1	4	1	14
at Wichita State*	22	4-8	0-2	0-0	4	4	0	3	1	2	8
at Temple	12	0-1	0-1	0-0	6	2	0	2	1	2	0
at Tulane	25	6-9	0-0	1-3	9	2	3	4	1	2	13
Temple	8	2-2	0-0	0-0	3	5	0	1	1	0	4
UCF	10	2-4	0-0	0-0	4	0	2	0	0	0	4
at Houston	22	3-6	1-2	3-6	5	4	1	1	3	1	10
at Tulsa	8	1-4	0-1	0-0	2	3	0	1	0	1	2
Tulane	28	8-8	1-1	3-4	13	2	2	0	3	1	20
Memphis	15	2-7	1-3	0-0	3	5	0	2	1	1	5
Vanderbilt	21	1-2	0-0	0-1	5	5	2	6	1	2	2
at East Carolina*	29	3-7	0-2	1-2	7	2	2	4	1	3	7
vs. SMU	21	3-9	0-0	3-6	7	2	1	4	0	1	9
vs. Wichita State	28	4-12	0-2	1-3	11	3	1	4	3	3	9
vs. Houston	20	2-6	0-1	3-4	6	3	1	1	2	0	7
TOTALS	449	67-145	7-29	27-47	136	60	30	50	29	27	168

Adam Miller (2020-21, Fr., Illinois)

Opponent	Min.	FG	3FG	FT	REB	PF	A	TO	BLK	STL	PTS
NC A&T*	27	10-12	6-8	2-2	3	0	3	2	0	1	28
Chiaco State*	24	5-9	2-5	3-3	2	3	0	2	0	0	15
Ohio*	33	4-11	0-4	3-5	2	1	0	2	0	0	11
vs. Baylor*	31	2-11	0-6	0-0	2	2	1	1	0	0	4
at Duke*	29	3-5	3-3	0-0	2	1	1	1	0	2	9
at Missouri*	22	1-6	0-3	0-0	1	4	1	1	0	2	2
Minnesota*	25	5-13	4-9	0-0	3	4	1	0	0	1	14
at Rutgers*	20	0-3	0-1	0-0	0	4	1	1	0	0	0
at Penn St.*	18	2-6	1-4	0-1	2	3	1	0	0	1	5
Indiana*	18	0-4	0-4	0-0	0	1	0	2	0	0	0
Purdue*	20	2-6	2-6	4-7	3	3	0	0	0	0	10
at Northwestern*	33	5-12	4-11	0-0	4	2	0	0	0	0	14
Maryland*	31	3-6	3-5	0-0	1	1	0	3	0	1	9
Ohio State*	32	4-9	3-8	3-3	7	2	0	0	0	1	14
Penn State*	27	3-8	3-7	0-0	4	1	1	1	0	0	9
Iowa*	17	0-3	0-3	0-0	2	3	1	0	0	0	0
at Indiana*	31	1-6	1-4	1-2	2	4	0	3	0	0	4
Wisconsin*	26	2-5	2-4	0-0	0	2	1	1	0	2	6
at Nebraska*	35	4-10	2-7	0-0	7	4	1	0	1	0	10
Northwestern*	31	3-11	3-9	1-2	3	4	0	2	0	2	10
at Minnesota*	24	2-7	1-4	0-0	4	3	3	2	0	0	5
at Michigan State*	16	0-3	0-1	2-2	0	0	1	0	0	0	2
Nebraska*	28	8-15	2-8	0-2	4	5	0	0	0	0	18
at Wisconsin*	28	2-3	1-1	1-2	5	3	1	1	0	1	6
at Michigan*	32	2-7	2-4	0-0	4	2	0	3	0	0	6
at Ohio State*	24	1-6	0-3	0-0	4	1	0	1	0	0	2
vs. Rutgers*	25	5-10	2-5	0-0	5	1	2	1	0	2	12
vs. Iowa*	20	2-7	2-6	2-2	2	0	2	0	0	0	8
vs. Ohio State*	15	1-5	0-2	3-3	2	2	0	1	0	0	5
vs. Drexel*	20	4-5	1-2	1-2	4	2	2	1	0	1	10
vs. Loyola Chicago*	26	4-6	2-4	0-0	2	3	1	1	0	1	10
TOTALS	792	90-230	52-153	26-38	86	71	25	33	1	18	258

Head Coach Will Wade Stats and Facts

THE WILL WADE FILE

Year at LSU:	Fifth
Birthdate:	Nov. 26, 1982
Age:	38
Hometown:	Nashville, Tennessee
High School:	Franklin Road Academy
College:	Clemson, 2005
Wife:	Lauren Deason
Child:	Caroline Elizabeth

WADE'S COLLEGE COACHING EXPERIENCE

2005-06:	Clemson, Graduate Assistant
2006-07:	Clemson, Dir. of Operations
2007-09:	Harvard, Assistant Coach
2009-13:	VCU, Assistant Coach
2013-15:	UT-Chattanooga, Head Coach
2015-17:	VCU, Head Coach
March 22, 2017 - :	LSU, Head Coach

WILL WADE'S HEAD COACHING RECORD

YEAR	SCHOOL	RECORD	LEAGUE	FINISH	NOTES
2013-14	Chattanooga	18-15	12-4	2nd	CIT 1st Round
2014-15	Chattanooga	22-10	15-3	2nd	
2015-16	VCU	25-11	14-4	T1st	A-10 Champs; NCAA Rd. of 32
2016-17	VCU	26-9	14-4	2nd	NCAA Round of 64
2017-18	LSU	18-15	8-10	T9th	NIT Round of 16
2018-19*	LSU	25-5	15-2	1st	SEC Champs; NCAA Sweet 16
2019-20**	LSU	21-10	12-6	T2	
2020-21	LSU	19-10	11-6	3rd	NCAA Round of 32

*Did Not Coach Last Five Games of the season - LSU team final record 28-7, 16-2

**Season suspended by SEC and NCAA prior to LSU's first game of SEC Tournament by pandemic.

Chattanooga (2 years)	40-25	27-7
VCU (2 years)	51-20	28-8
LSU (4 years)	83-40	46-24
Total (8 Years)	174-85	90-33
	(.672)	(.732)

WILL WADE MONTH-BY-MONTH

Month	UTC	VCU	LSU	Totals
November	6-9	10-3	16-7	32-19
December	8-5	9-5	17-4	34-14
January	15-3	13-2	23-10	51-15
February	10-5	12-4	17-14	39-23
March	1-3	7-6	10-5	18-14
Totals	40-25	51-20	83-40	174-85

WILL WADE HOME-ROAD-NEUTRAL

	UTC	VCU	LSU	Totals
Home	27-4	30-3	54-10	111-17
Road	12-18	14-8	21-21	47-47
Neutral	1-3	7-9	8-9	16-21

WILL WADE VS. ALL OPPONENTS

Team	UTC	VCU	LSU	Totals	Team	UTC	VCU	LSU	Totals
Alabama			3-6	3-6	Missouri State			1-0	1-0
Alcorn State			1-0	1-0	Montreat	2-0			2-0
American		1-0		1-0	Morehead St.	0-1			0-1
App. State	2-0			2-0	Nevada	0-1			0-1
Arkansas			6-3	6-3	Nicholls State			2-0	2-0
Auburn			2-2	2-2	N. Kentucky	1-1			1-1
Baylor		0-1		0-1	North Florida		1-0	1-0	2-0
Binghamton		1-0		1-0	Northwestern State			1-0	1-0
Bowling Green			1-0	1-0	Notre Dame			0-1	0-1
Buffalo		1-0		1-0	Oklahoma		0-1		0-1
Butler	0-1			0-1	Oklahoma St.			0-1	0-1
California (Pa.)		1-0		1-0	Old Dominion		1-1		1-1
Charleston			1-0	1-0	Oregon State		1-0		1-0
Cincinnati		0-1		0-1	Prairie View		1-0		1-0
Coastal Carolina	1-0			1-0	Princeton		1-0		1-0
Covenant	1-0			1-0	Queens (N.C.)		0-1		0-1
Davidson	0-1	4-1		4-2	Radford	0-1	1-0		1-1
Dayton		1-2		1-2	Rhode Island		1-2	1-0	2-2
Duke		0-1		0-1	Richmond		5-0		5-0
Duquesne		2-0		2-0	Robert Morris	1-0			1-0
E. Kentucky	0-1			0-1	Samford		3-1	1-0	4-1
ETSU		2-1	0-1	2-2	Sam Houston			2-0	2-0
Elon		1-0		1-0	St. Bonaventure		2-0	1-0	3-0
Florida			2-4	2-4	St. Johns		1-0		1-0
Florida State		0-1	0-1	0-2	Saint Joseph's		3-0		3-0
Fordham		0-1		0-1	Saint Louis		3-0	0-1	3-1
Furman	4-1		1-0	5-1	Saint Mary's	0-1		1-0	1-1
George Mason		4-1		4-1	SIUE			1-0	1-0
GWU		3-1		3-1	South Carolina			3-1	3-1
Georgia		0-2	4-3	4-5	Southeastern			2-0	2-0
Georgia So.	0-2			0-2	SFA			0-1	0-1
Georgia Tech		0-2		0-2	Tennessee			3-1	3-1
Grambling			1-0	1-0	Tenn. Tech	0-1			0-1
Grand Canyon	1-0			1-0	The Citadel	3-0			3-0
Houston			1-1	1-1	Texas			1-0	1-0
Howard	1-0			1-0	Texas A&M			8-0	8-0
Hiwassee	2-0			2-0	Texas Tech			0-1	0-1
Illinois		0-1		0-1	UAB	1-1			1-1
Incarnate Word			1-0	1-0	UCLA	0-1			0-1
IUPUI	1-0			1-0	UL-Lafayette			1-0	1-0
Kennesaw St.	0-2			0-2	ULM		1-0	1-0	2-0
Kentucky			1-3	1-3	UMBC			1-0	1-0
La Salle		2-0		2-0	UNC Asheville		1-0		1-0
Louisiana Tech			2-0	2-0	UNCG	3-1		1-0	4-1
Liberty		2-0	1-0	3-0	UNCW			1-0	1-0
Lipscomb	1-0			1-0	UNO			1-0	1-0
LSU		1-0		1-0	USC			0-1	1-0
Maine	1-0			1-0	UT Martin			1-0	1-0
Marquette			0-1	0-1	Utah			0-1	0-1
UMass		2-1		2-1	Utah State			0-1	0-1
Memphis			2-0	2-0	Vanderbilt			1-2	1-2
Mercer		1-1		1-1	VCU			0-1	0-1
Michigan			1-1	1-1	VMI	2-0			2-0
Middle Tenn.	0-1	2-0		2-1	W. Carolina	3-1			3-1
Mississippi			6-0	6-0	Wisconsin	0-1	0-1		0-2
Mississippi St.			3-1	3-1	Wofford	3-1			3-1
Missouri			4-0	4-0					

2020-21 Statistics

Overall Season Statistics

Record - 19-10; SEC 11-6; Home: 11-2; Away: 4-6; Neutral: 4-2

NO. PLAYERS	GP-GS	MIN-AVG	FG-FGA	FG%	3FG-FGA	3FG%	FT-FTA	FT%	-----REBOUNDS-----			PF-DQ	A	TO	BLK	ST	PTS-AVG
									OFF	DEF	TOT-AVG						
24 THOMAS, Cameron	29-29	983-33.9	203-500	.406	68-209	.325	194-220	.882	18	80	98-3.4	40-0	42	49	6	25	668-23.0
2 WATFORD, Trendon	28-28	969-34.6	170-354	.480	18-57	.316	99-152	.651	47	160	207-7.4	70-2	82	74	17	31	457-16.3
1 SMART, Javonte	28-28	995-35.6	162-352	.460	70-174	.402	54-63	.857	8	95	103-3.7	46-0	111	73	3	35	448-16.0
4 DAYS, Darius	28-28	755-27.0	123-237	.519	52-130	.400	26-37	.703	70	149	219-7.8	89-3	18	29	8	30	324-11.6
21 MANNING, JR., Charles	6-1	107-17.8	12-29	.414	0-6	.000	1-1	1.000	6	12	18-3.0	8-0	5	4	1	3	25-4.2
15 HYATT, Aundre	24-15	383-15.9	38-85	.447	10-35	.286	14-20	.700	33	42	75-3.1	25-0	11	9	7	7	100-4.2
0 WILKINSON, Mwani	27-14	460-17.0	40-51	.784	2-5	.400	14-20	.700	37	35	72-2.7	55-0	16	12	13	18	96-3.6
11 LEBLANC, Josh	25-1	419-16.8	36-54	.667	0-0	.000	8-23	.348	45	66	111-4.4	66-2	14	9	18	25	80-3.2
3 COOK, Jalen	20-0	150-7.5	21-46	.457	7-16	.438	13-17	.765	3	13	16-0.8	24-0	16	10	0	16	62-3.1
32 O'NEAL, Shareef	10-0	146-14.6	9-24	.375	2-11	.182	8-16	.500	13	31	44-4.4	22-0	0	4	5	5	28-2.8
25 GAINES, Eric	29-1	390-13.5	18-81	.222	5-29	.172	32-44	.727	11	31	41-1.4	48-0	35	36	6	30	73-2.5
34 GRAY, Josh	10-0	33-3.3	3-6	.500	0-0	.000	2-7	.286	5	7	12-1.2	7-0	0	2	1	0	8-0.8
22 PENN-JOHNSON, Bryan	5-0	16-3.2	1-1	1.000	0-0	.000	0-0	.000	1	2	3-0.6	4-0	1	4	0	0	2-0.4
10 EGEMO, Brandon	2-0	3-1.5	0-0	.000	0-0	.000	0-0	.000	0	0	0-0.0	0-0	0	0	0	0	0-0.0
5 EDWARDS, Parker	5-0	14-2.9	0-3	.000	0-2	.000	0-0	.000	0	4	4-0.8	1-0	0	0	0	0	0-0.0
TEAM									36	53	89			14			
TOTAL	29	5825	836-1823	.459	234-674	.347	465-20	.750	333	780	1113-38.4	505-7	351	329	85	225	2371-81.8
OPPONENTS	29	5825	773-1744	.419	243-811	.300	392-549	.714	368-727	1095-37.8	526-6	400	379	106	168	2181-75.2	

Score by Periods	1st	2nd	OT	Totals
LSU	1131	1226	14	2371
Opponents	1011	1158	12	2181

SEC Statistics

Record - 11-6, Home 7-1, Away 4-5

NO. PLAYER	GP-GS	MIN-AVG	FG-FGA	FG%	3FG-FGA	3FG%	FT-FTA	FT%	-----REBOUNDS-----			PF-DQ	A	TO	BLK	ST	PTS-AVG
									OFF	DEF	TOT-AVG						
24 THOMAS, Cameron	17-17	562-33.0	119-288	.413	34-119	.286	120-137	.876	10	55	65-3.8	25-0	22	27	1	13	392-23.1
2 WATFORD, Trendon	17-17	597-35.1	102-229	.445	12-39	.308	55-82	.671	31	101	132-7.8	40-0	48	52	10	17	271-15.9
1 SMART, Javonte	17-17	612-36.0	89-208	.428	40-102	.392	38-44	.864	5	50	55-3.2	24-0	70	53	1	22	256-15.1
4 DAYS, Darius	16-16	419-26.2	67-133	.504	29-74	.392	9-15	.600	42	72	114-7.1	54-3	10	15	4	19	172-10.8
15 HYATT, Aundre	13-7	203-15.6	24-50	.480	7-23	.304	2-7	.286	15	28	43-3.3	12-0	4	4	1	2	57-4.4
0 WILKINSON, Mwani	16-10	304-19.0	29-35	.829	2-4	.500	10-13	.769	22	31	53-3.3	39-0	12	7	10	10	70-4.4
21 MANNING, JR., Charles	3-0	43-14.3	6-11	.545	0-1	.000	1-1	1.000	2	3	5-1.7	5-0	2	1	1	0	13-4.3
11 LEBLANC, Josh	17-1	310-18.2	30-43	.698	0-0	.000	4-16	.250	30	45	75-4.4	46-1	12	5	17	21	64-3.8
32 O'NEAL, Shareef	4-0	49-12.4	3-10	.300	0-5	.000	5-10	.500	6	7	13-3.3	6-0	0	1	2	3	11-2.8
25 GAINES, Eric	17-0	216-12.7	12-46	.261	3-15	.200	17-24	.708	4	15	19-1.1	29-0	20	23	2	18	44-2.6
3 COOK, Jalen	12-0	82-6.8	12-29	.414	4-11	.364	2-3	.667	2	5	7-0.6	15-0	8	5	0	9	30-2.5
34 GRAY, Josh	7-0	21-3.0	1-3	.333	0-0	.000	0-5	.000	4	2	6-0.9	4-0	0	0	1	0	2-0.3
5 EDWARDS, Parker	2-0	5-2.7	0-2	.000	0-1	.000	0-0	.000	0	1	1-0.5	1-0	0	0	0	0	0-0.0
10 EGEMO, Brandon	1-0	1-1.0	0-0	.000	0-0	.000	0-0	.000	0	0	0-0.0	0-0	0	0	0	0	0-0.0
TEAM									28	36	64			10			
TOTALS	17	3425	494-1087	.454	131-394	.332	263-357	.737	201	451	652-38.4	300-4	208	203	50	134	1382-81.3
OPPONENTS	18	3425	465-1091	.426	150-486	.309	244-335	.728	214	443	657-38.6	309-2	236	225	63	115	1324-77.9

Score by Periods	1st	2nd	OT	Totals
LSU	660	708	14	1382
Opponents	620	693	12	1324

2020-21 Scoreboard

DATE	OPPONENT	SCORE	ATTENDANCE	LOC	HIGH SCORER	HIGH REBOUNDER
Nov. 26 Nov. 28	\$vs. SIUE \$at Saint Louis	W, 94-81 L, 81-85	0 0	N A	THOMAS, Cameron 27 THOMAS, Cameron 25	WATFORD, Trendon 7 DAYS, Darius 11
Nov. 30	SOUTHEASTERN	W, 96-43	2008	H	THOMAS, Cameron 21	O'NEAL, Shareef 9 WATFORD, Trendon 9
Dec. 6	LOUISIANA TECH	W, 86-55	2505	H	WATFORD, Trendon 18	DAYS, Darius 8 WATFORD, Trendon 8
Dec. 14 Dec. 26	SAM HOUSTON NICHOLLS STATE	W, 88-66 W, 86-80	55 2198	H H	SMART, Javonte 25 THOMAS, Cameron 29	DAYS, Darius 10 WATFORD, Trendon 9
Dec. 29	*TEXAS A&M	W, 77-54	2212	H	THOMAS, Cameron 32	DAYS, Darius 10
Jan. 2	*at Florida	L, 79-83	2211	A	THOMAS, Cameron 28	WATFORD, Trendon 8
Jan. 6	*GEORGIA	W, 94-92 (OT)	2635	H	THOMAS, Cameron 26	DAYS, Darius 11
Jan. 9	*at Ole Miss	W, 75-61	895	A	WATFORD, Trendon 21	DAYS, Darius 7
Jan. 13 Jan. 16 Jan. 19	*ARKANSAS *SOUTH CAROLINA *ALABAMA	W, 92-76 W, 85-80 L, 75-105	2540 2143 2295	H H H	WATFORD, Trendon 23 THOMAS, Cameron 25 THOMAS, Cameron 21	DAYS, Darius 13 DAYS, Darius 9 WATFORD, Trendon 8
Jan. 23 Jan. 26	*at Kentucky *at Texas A&M	L, 69-82 W, 78-66	3075 1485	A A	WATFORD, Trendon 26 THOMAS, Cameron 28	WATFORD, Trendon 10 WATFORD, Trendon 8
Jan. 29	@TEXAS TECH	L, 71-76	2808	H	SMART, Javonte 29	DAYS, Darius 9
Feb. 3 Feb. 10	*at Alabama *at Miss. State	L, 60-78 W, 94-80	2055 1000	A A	THOMAS, Cameron 22 THOMAS, Cameron 25	WATFORD, Trendon 9 DAYS, Darius 11
Feb. 13 Feb. 20	*TENNESSEE *AUBURN	W, 78-65 W, 104-80	2224 2384	H H	THOMAS, Cameron 25 THOMAS, Cameron 27	HYATT, Aundre 8 WATFORD, Trendon 11
Feb. 23 Feb. 27	*at Georgia *at Arkansas	L, 78-91 L, 75-83	1638 4400	A A	THOMAS, Cameron 21 THOMAS, Cameron 25	WATFORD, Trendon 10 LEBLANC, Josh 10
March 2	*VANDERBILT	W, 83-68	2426	H	THOMAS, Cameron 23	WATFORD, Trendon 13
March 6	*at Missouri	W, 86-80	3112	A	THOMAS, CAMERON 29	DAYS, Darius 9
March 12 March 13	& vs. Ole Miss & vs. Arkansas	W, 76-73 W, 78-71	2155 3164	N N	WATFORD, Trendon 24 THOMAS, Cameron 21	DAYS, Darius 12 LEBLANC, Josh 8 DAYS, Darius 8 DAYS, Darius 12
March 14	& vs. Alabama	L, 79-80	2586	N	WATFORD, Trendon 30	DAYS, Darius 12
March 20	# vs. St. Bonaventure	W, 76-61	0	N	THOMAS, Cameron 27	DAYS, Darius 11 WATFORD, Trendon 11
March 22	%vs. Michigan	L, 78-86	5546	N	THOMAS, Cameron 30	SMART, Javonte 9

* SEC Game; \$ Billikens Classic (St. Louis); @ SEC/Big12 Challenge; & SEC Tournament (Nashville); # NCAA Tournament -- Bloomington, Indiana; % NCAA Tournament -- Indianapolis, Indiana

Former Players Stats From 2020-21

Jalen Cook * Walker, Louisiana * 2020-21

YEAR	GP-GS	MIN-AVG	FG-FGA	FG%	3FG-FGA	3FG%	FT-FTA	FT%	REB-AVG	PF-DQ	A	TO	BLK	ST	PTS-AVG
2020-21	20-0	150/7.5	21-46	.457	7-16	.438	13-17	.765	16-0.8	24-0	16	10	0	16	62-3.1
TOTALS	20-0	150/7.5	21-46	.457	7-16	.438	13-17	.765	16-0.8	24-0	16	10	0	16	62-3.1

Josh Gray * Brooklyn, New York * 2020-21

YEAR	GP-GS	MIN-AVG	FG-FGA	FG%	3FG-FGA	3FG%	FT-FTA	FT%	REB-AVG	PF-DQ	A	TO	BLK	ST	PTS-AVG
2020-21	10-0	33/3.3	3-6	.500	0-0	.000	2-7	.286	12-1.2	7-0	0	2	1	0	8-0.8
TOTALS	10-0	33/3.3	3-6	.500	0-0	.000	2-7	.286	12-1.2	7-0	0	2	1	0	8-0.8

Aundre Hyatt * Bronx, New York * 2019-21

YEAR	GP-GS	MIN-AVG	FG-FGA	FG%	3FG-FGA	3FG%	FT-FTA	FT%	REB-AVG	PF-DQ	A	TO	BLK	ST	PTS-AVG
2019-20	29-2	317/10.9	20-68	.294	12-50	.240	4-4	1.000	58-2.0	28-0	7	10	8	11	56-1.9
2020-21	24-15	383/15.9	38-85	.447	10-35	.286	14-20	.700	75-3.1	25-0	11	9	7	7	100-4.2
TOTALS	53-17	700/13.2	58-153	.379	22-85	.259	18-24	.750	133-2.5	53-0	18	19	15	18	156-2.9

Josh LeBlanc Sr. * Baton Rouge, Louisiana * 2018-20 (Georgetown), 2020-21 (LSU)

YEAR	GP-GS	MIN-AVG	FG-FGA	FG%	3FG-FGA	3FG%	FT-FTA	FT%	REB-AVG	PF-DQ	A	TO	BLK	ST	PTS-AVG
18-19 (G-TOWN)	33-22	805/24.4	114-181	.630	5-7	.714	66-95	.695	242-7.3	74-0	32	36	36	30	299-9.1
19-20 (G-TOWN)	6-0	116/19.3	16-27	.593	2-4	.500	9-15	.600	16-2.7	9-0	2	7	8	4	43-7.2
20-21 (LSU)	25-1	419/16.8	36-54	.667	0-0	.000	8-23	.348	111-4.4	66-2	14	9	18	25	80-3.2
TOTALS	64-23	1340/20.9	166-262	.634	7-11	.636	83-133	.624	369-5.8	149-2	48	52	62	59	422-6.6

Charles Manning Jr. * Riverhead, New York * 2019-21

YEAR	GP-GS	MIN-AVG	FG-FGA	FG%	3FG-FGA	3FG%	FT-FTA	FT%	REB-AVG	PF-DQ	A	TO	BLK	ST	PTS-AVG
2019-20	19-3	430/22.6	60-120	.500	13-32	.406	17-25	.680	60-3.2	33-0	20	20	20	10	150-7.9
2020-21	6-1	107/17.8	12-29	.414	0-6	.000	1-1	1.000	18-3.0	8-0	5	4	1	3	25-4.2
TOTALS	25-4	537/21.5	72-149	.483	13-38	.342	18-26	.692	78-3.1	41-0	225	24	21	13	175-7.0

Bryan Penn-Johnson * Long Beach, California * 2018-20 (Washington), 2020-21 (LSU)

YEAR	GP-GS	MIN-AVG	FG-FGA	FG%	3FG-FGA	3FG%	FT-FTA	FT%	REB-AVG	PF-DQ	A	TO	BLK	ST	PTS-AVG
2018-19 (UW)	5-0	15/3.0	0-1	.000	0-0	.000	1-4	.250	4-0.8	3-0	0	0	3	0	1-0.2
2019-20 (UW)	6-0	34/5.6	4-5	.800	0-0	.000	3-3	1.000	5-0.8	9-0	0	2	5	0	11-1.8
2020-21 (LSU)	5-0	16/3.2	1-1	1.000	0-0	.000	0-0	.000	3-0.6	-0	1	4	0	0	2-0.4
TOTALS	16-0	65/4.1	5-7	.714	0-0	.000	4-7	.571	12-0.8	16-0	1	6	8	0	14-0.9

Javonte Smart * Baton Rouge, Louisiana * 2018-21

YEAR	GP-GS	MIN-AVG	FG-FGA	FG%	3FG-FGA	3FG%	FT-FTA	FT%	REB-AVG	PF-DQ	A	TO	BLK	ST	PTS-AVG
2018-19	34-18	1015/29.9	131-356	.368	41-132	.311	73-87	.839	111-3.3	57-1	81	63	4	44	375-11.1
2019-20	31-30	1059/34.2	142-342	.415	46-141	.326	57-70	.814	109-3.5	55-1	129	70	5	33	387-12.5
2020-21	28-28	996/35.6	162-352	.460	70-174	.402	54-63	.857	103-3.7	46-0	111	73	3	35	448-16.0
TOTALS	93-76	3069/33.0	435-1050	.414	157-447	.351	184-220	.836	323-3.5	158-2	321	206	12	112	1211-13.0

Trendon Watford * Birmingham, Alabama * 2019-21

YEAR	GP-GS	MIN-AVG	FG-FGA	FG%	3FG-FGA	3FG%	FT-FTA	FT%	REB-AVG	PF-DQ	A	TO	BLK	ST	PTS-AVG
2019-20	31-30	977/31.5	157-321	.489	18-67	.269	89-132	.674	224-7.2	67-1	53	82	22	27	421-13.6
2020-21	28-28	969/34.6	170-354	.480	18-57	.316	99-152	.651	207-7.4	70-2	82	74	17	31	457-16.3
TOTALS	59-58	1946/33.0	327-675	.484	36-124	.290	188-284	.662	431-7.3	137-3	135	156	3958	878-14.9	

Box Scores



Official Basketball Box Score - Final
LSU at LSU
 11800 Chiles Ave., & Lake, Mo.
 ESPN+ NCAA Video Broadcast

Game Time 12:00 PM
 Game Duration: 1:08
 Attendance: 2,000

Officials: Ray Hill, Debra White, CJ Chivers

LSU - M **Records: 14**

NO. Name	Min	FG	3P	FT	Rebounds	Fouls	TP	AS	TO	ST	Blocks	+/-	Shooting By Period		
													pts	fg%	
0 Sidney Wilson	F 16:59	0/3	0/1	0/0	1/3	4	3	1	0	0	0	1	3	0	0
1 Philip Peoples, Jr.	F 22:16	6/11	0/0	1/1	5	4	2	13	0	0	0	2	3	17	41.3%
1 Mike Adewumi	G 25:59	7/10	3/5	6/6	0	2	4	25	0	0	0	1	4	25	50.0%
11 Courtney Carter	G 20:07	2/4	1/2	0/0	1/4	5	2	15	5	0	0	0	12	12.5%	
42 Shaner Wright	G 20:52	4/8	2/5	2/4	4	4	4	12	3	2	1	0	4	37.5%	
55 Lamar Wright	G 20:44	0/2	0/0	0/0	1/0	1	3	0	0	0	0	0	16	0.0%	
24 Cam Williams	26:22	5/7	3/5	1/2	0	2	2	5	4	4	0	0	11	48.1%	
2 Diamond Fulk	16:27	3/8	2/6	0/0	0	0	0	0	0	0	0	0	13	37.5%	
52 Josh James	14:17	2/3	2/3	0/0	0	0	0	0	0	0	0	0	1	66.7%	
Team															
Totals	29:57	13:27	10:15	9	21	30	21	16	81	18	15	1	4	13	41.3%

Technical Fouls: NONE

LSU - M **Records: 14**

NO. Name	Min	FG	3P	FT	Rebounds	Fouls	TP	AS	TO	ST	Blocks	+/-	Shooting By Period		
													pts	fg%	
2 Trendon Watford	F 25:00	2/7	0/1	6/10	4	3	7	15	13	9	1	3	1	2	7.7%
4 Darius Days	F 33:34	9/11	4/5	2/2	4	6	2	24	0	0	0	2	0	18	81.8%
15 Andre Hyatt	F 31:14	0/2	0/0	0/0	1	1	2	0	0	0	0	0	0	5	0.0%
1 Javonte Smart	G 34:09	4/8	2/5	0/0	4	4	2	10	5	2	0	0	0	14	50.0%
24 Cameron Thomas	G 33:03	10/21	4/9	3/4	0	1	2	3	27	2	2	2	0	17	47.6%
31 Javonte Smart	G 33:13	1/3	1/2	0/0	0	5	5	4	2	3	0	0	1	2	11.1%
0 Mearl Wilkerson	13:08	1/1	0/0	1/0	1	1	2	1	3	1	0	0	0	2	100.0%
5 Eric Gaines	12:17	1/3	0/1	5/6	0	0	0	0	7	1	0	0	0	12	33.3%
3 Jalen Cook	09:28	1/1	0/0	2/3	0	1	1	1	1	0	0	0	0	4	100.0%
22 Bryan Penn-Johnson	02:54	1/1	0/0	0/0	1	0	0	0	2	0	0	0	0	1	100.0%
Team															
Totals	30:50	12:28	22:28	11	21	32	17	21	94	19	10	1	4	15	41.3%

Technical Fouls: NONE

LSU	LSU	Points from	LSU	LSU	Period by Period Scoring
Shooting	Turnovers	Turnovers	1st	2nd	TOT
1 (11/25) 42.0%	22 (11/21)	Point	28	30	58
Best Shooting Run (11/25) 42.0%	1st	1st	34	47	81
Lead Changes	0	Second Chance	13	19	32
Times Tied	0	Fast Breaks	2	12	14
Time with Lead	00:00	Bench	28	20	48



Official Basketball Box Score - Final
LSU at Saint Louis
 11800 Chiles Ave., & Lake, Mo.
 ESPN+ NCAA Video Broadcast

Game Time 12:00 PM
 Game Duration: 1:08
 Attendance: 2,000

Officials: James Drury, Larry Baggett, Treva Pelt

LSU - M **Records: 14**

NO. Name	Min	FG	3P	FT	Rebounds	Fouls	TP	AS	TO	ST	Blocks	+/-	Shooting By Period		
													pts	fg%	
2 Trendon Watford	F 38:12	9/12	1/2	7/9	0	1	3	7	24	6	3	0	1	3	41.3%
4 Darius Days	F 32:54	4/9	0/5	1/3	2	11	2	3	9	0	0	0	0	5	44.4%
15 Andre Hyatt	F 15:02	0/3	0/2	4/4	0	0	1	3	4	1	0	0	0	0	0.0%
1 Javonte Smart	G 36:19	6/8	4/5	2/2	0	1	3	2	18	2	2	1	0	0	50.0%
24 Cameron Thomas	G 30:35	10/18	4/10	1/1	0	1	1	2	3	25	2	0	1	0	55.6%
25 Eric Gaines	10:03	0/1	0/0	0/0	1	1	0	0	0	1	1	0	0	0	0.0%
32 Sharrel O'Neal	12:26	0/0	0/0	0/0	1	2	3	2	5	0	0	0	0	0	0.0%
22 Bryan Penn-Johnson	04:30	0/0	0/0	0/0	0	0	0	0	0	0	0	0	0	0	0.0%
0 Mearl Wilkerson	17:42	0/1	0/0	1/2	0	1	0	1	0	0	0	0	0	0	0.0%
3 Jalen Cook	04:11	0/0	0/0	0/0	0	0	0	0	0	0	0	0	0	0	0.0%
Team															
Totals	29:52	32:24	16:21	4	18	22	18	18	81	12	5	1	3	4	44.4%

Technical Fouls: 1 (40)

Saint Louis - M **Records: 10**

NO. Name	Min	FG	3P	FT	Rebounds	Fouls	TP	AS	TO	ST	Blocks	+/-	Shooting By Period		
													pts	fg%	
3 Javonte Perkins	F 35:55	10/18	4/8	8/8	1	2	3	2	6	32	5	0	0	0	55.6%
33 Marten Linsen	F 19:23	1/2	0/0	3/4	1	2	4	4	5	0	1	0	0	0	10.0%
0 Jordan Goodwin	G 34:54	5/13	1/4	0/0	2	9	1	3	11	4	6	1	0	2	38.5%
1 Yari Collins	G 24:45	1/3	0/2	0/0	1	2	4	2	2	6	2	0	0	0	14.3%
24 Gibson Jimerson	G 35:15	6/11	4/9	0/0	3	3	2	2	16	2	2	0	0	0	54.5%
23 Jimmy Bell, Jr.	16:42	2/3	0/0	0/0	1	1	2	0	4	3	0	1	0	0	66.7%
15 Demarius Jacobs	23:01	5/5	1/2	1/2	1	3	1	1	13	0	0	0	0	0	100.0%
22 Terrance Hargrove, Jr.	08:45	1/1	0/0	0/0	0	2	1	1	2	0	0	0	0	0	100.0%
2 Mahdi Shikland	02:20	0/0	0/0	0/0	0	0	0	0	0	0	0	0	0	0	0.0%
Team															
Totals	31:58	10:24	13:14	7	23	30	19	17	65	21	10	3	2	4	44.4%

Technical Fouls: NONE

LSU	LSU	Points from	LSU	LSU	Period by Period Scoring
Shooting	Turnovers	Turnovers	1st	2nd	TOT
9 (11/24) 37.5%	12 (11)	Point	28	30	58
Best Shooting Run (11/24) 37.5%	1st	1st	34	47	81
Lead Changes	0	Second Chance	8	9	17
Times Tied	3	Fast Breaks	4	8	12
Time with Lead	10:30	Bench	1	18	19



Official Basketball Box Score - Final
Southwestern La. at LSU
 11800 Chiles Ave., & Lake, Mo.
 ESPN+ NCAA Video Broadcast

Game Time 7:00 PM
 Game Duration: 1:08
 Attendance: 2,000

Officials: Doug Stone, Steven Anderson, Don Lamb

Southwestern La. - M **Records: 9-9**

NO. Name	Min	FG	3P	FT	Rebounds	Fouls	TP	AS	TO	ST	Blocks	+/-	Shooting By Period		
													pts	fg%	
0 Elijah Hagan	F 10:53	0/1	0/0	2/4	2	3	5	5	3	2	0	1	0	0	-11
32 Gus Oshier	F 19:40	0/7	0/4	0/0	4	2	6	0	0	0	1	0	0	0	-29
2 Isiah Kirby	G 18:32	1/5	0/2	1/2	0	0	0	3	0	1	1	0	0	0	-25
4 Keon Clermont	G 28:15	5/11	1/4	6/8	0	8	3	8	17	3	2	0	1	32	45.5%
25 Joe Kasperczyk	G 22:56	4/11	3/7	2/4	0	0	1	3	13	0	3	0	1	36	40.9%
5 Byron Smith	15:14	0/5	0/2	0/0	1	1	1	1	0	0	0	0	0	0	-19
13 Papa Dip	11:17	1/2	0/0	0/0	1	1	5	0	2	0	0	0	0	0	-18
22 Nick Caldwell	09:51	1/3	0/0	0/0	1	0	1	0	2	0	0	0	0	0	-18
24 Jamon Kemp	12:35	1/2	1/2	0/0	1	1	0	0	3	0	3	0	0	0	-19
20 Brandon Gonzalez	13:28	0/4	0/3	0/0	0	0	0	0	0	0	0	0	0	0	-15
33 Max Brackmann	11:43	0/3	0/0	1/2	3	0	3	1	1	1	1	0	0	0	-15
10 JonDarius Warren	06:51	0/2	0/2	0/0	0	1	1	0	0	0	0	0	0	0	-7
3 Maxon Romanov	04:54	0/1	0/0	0/0	0	0	0	0	0	0	0	0	0	0	-5
12 Matt Strange	12:40	0/2	0/0	0/0	3	1	4	0	0	0	0	0	0	0	-17
11 McKay Howell	02:10	0/0	0/0	0/0	0	0	0	0	0	0	0	0	0	0	-1
Team															
Totals	19:59	5:29	12:21	14	19	33	20	43	6	18	4	1	3	33	33.3%

Technical Fouls: NONE

LSU - M **Records: 14**

NO. Name	Min	FG	3P	FT	Rebounds	Fouls	TP	AS	TO	ST	Blocks	+/-	Shooting By Period		
													pts	fg%	
2 Trendon Watford	F 25:03	7/8	2/3	4/5	1	8	2	4	20	3	3	1	0	41	87.5%
4 Darius Days	F 23:35	3/9	1/7	4/4	2	5	7	2	11	2	1	0	0	28	66.7%
15 Andre Hyatt	F 20:57	2/5	2/4	2/2	1	2	3	2	9	1	0	0	0	17	60.0%
1 Javonte Smart	G 28:46	4/8	2/6	2/2	0	5	5	2	10	5	0	0	0	46</	

Box Scores



Nicholls St. at LSU
07001 Nicholls Community Center, Natchez
ESPN+ Web Broadcast

Game Team ESPN+
Game Broadcast: 128
Attendance: 128

Division: Mid-South, Coach: Mike Harris, 63-0 (24-0)

NO. Name	Min	FG	3P	FT	Rebounds		Fouls	TP	AS	TO	ST	Blocks	+/-	Shooting By Period			
					OR	DR								PP	PT		
0 Napez Garvin	F 27:20	3/8	0/3	1/4	1	5	6	3	5	7	2	1	0	1	11	3PT% 51.4 21.4%	
21 Rhyde Lyons	C 13:13	2/3	0/0	1/2	2	1	3	3	2	5	0	1	0	1	0	7	PT% 67.7 47.1%
0 Ty Gordon	G 24:52	+12	2/9	2/2	3	2	5	2	1	12	4	2	1	0	0	4	3PT% 22.2 16.0%
3 Kevin Johnson	G 25:43	3/9	1/5	0/0	0	2	2	4	0	7	2	2	1	0	0	4	PT% 33.3 23.8%
11 Jeremiah Buford	G 33:36	5/12	4/11	0/0	0	3	2	3	2	14	5	2	3	0	1	4	3PT% 47.7 57.1%
10 Anquanous Pollard	06:25	3/5	1/2	0/0	1	0	1	2	0	7	0	0	0	0	2	PT% 60.0 48.7%	
13 Andre Jones	05:24	4/2	0/5	0/2	0	4	4	2	2	8	2	5	1	1	0	5	3PT% 0.0 22.9%
55 Shawn Williams	01:25	0/0	0/0	0/0	0	0	0	0	0	0	0	0	0	0	0	6	PT% 0.0 27.1%
4 Damien Sears	23:06	8/9	0/0	4/4	6	3	9	3	20	2	1	2	1	1	0	4	PT% 88.9 33.3%
25 Pierce Spencer	02:06	0/0	0/0	0/0	0	0	0	1	0	0	0	0	0	0	0	0	PT% 0.0 0.0%
Team		4	0	4	0	0	0	0	1								
Totals		32/70	8/35	8/14	17	20	37	22	15	60	17	14	9	4	2	8	

NO. Name	Min	FG	3P	FT	Rebounds		Fouls	TP	AS	TO	ST	Blocks	+/-	Shooting By Period			
					OR	DR								PP	PT		
0 Mearl Wilkinson	F 20:05	0/0	0/0	0/0	1	0	1	0	0	0	0	0	2	0	0	14	3PT% 0.0 20.0%
2 Tandon Watford	F 33:40	9/12	0/1	4/7	2	7	9	2	22	8	3	0	1	0	1	6	PT% 75.0 72.7%
4 Darius Days	F 24:25	5/7	2/4	3/4	1	7	8	4	2	15	2	1	1	0	0	15	3PT% 14.3 63.9%
24 Cameron Thomas	G 35:50	10/21	2/8	7/7	1	2	3	0	28	4	0	1	1	1	8	PT% 47.6 40.0%	
25 Eric Gaines	G 15:25	0/2	0/0	1/2	0	2	2	3	1	2	1	1	1	0	0	8	PT% 0.0 76.9%
3 Jalen Cook	20:28	2/5	0/0	4/6	1	2	3	2	9	4	1	2	0	0	0	8	3PT% 4.0 26.7%
32 Sharvel O'Neal	11:20	1/2	0/1	1/2	1	1	3	0	1	1	0	1	0	0	0	7	PT% 50.0 28.6%
21 Charles Manning, Jr.	18:28	3/5	0/1	1/1	1	1	1	1	6	0	1	0	0	0	0	8	PT% 60.0 71.4%
11 Josh LaBlanc	12:25	0/1	0/0	0/0	2	0	2	0	2	0	0	1	1	0	0	0	PT% 0.0 0.0%
15 Aundre Hyatt	03:06	1/1	0/0	0/0	0	0	0	0	2	0	1	0	0	0	2	0	PT% 100.0 0.0%
Team		0	0	0	0	0	0	0	1								
Totals		31/56	4/15	20/28	10	24	34	15	22	62	16	15	8	2	4	8	

NSU	LSU	Points from		Period by Period Scoring
		Turnovers	2PT	
11 (14 18 20)	11 (14 18 20)	20	20	1st 2nd TOT
Best Working Run 8 (14 20 26)	7 (14 18 21)	Point	42	34 41 80
Lead Changes 1	1	Second Chance	10	12
Times Tied 3	3	Fast Breaks	17	8
Time with Lead 0:00	0:11	Bench	20	19



Old Dominion Box Score - Final
Troy State A&M at LSU
07001 Nicholls Community Center, Natchez
ESPN+ Web Broadcast

Game Team ESPN+
Game Broadcast: 128
Attendance: 128

Division: Deep South, Coach: Peter Evers, 65-0 (24-0)

NO. Name	Min	FG	3P	FT	Rebounds		Fouls	TP	AS	TO	ST	Blocks	+/-	Shooting By Period			
					OR	DR								PP	PT		
5 Emanuel Miller	F 34:05	6/7	0/0	2/5	2	0	3	4	3	14	2	0	0	0	12	3PT% 0.0 33.3%	
45 Kevin Harbo	F 15:09	0/0	0/0	0/0	0	0	0	0	0	0	0	0	0	0	0	12	PT% 0.0 0.0%
3 Quenton Jackson	G 32:44	6/10	4/4	1/4	1	0	2	4	17	2	3	0	0	0	0	20	3PT% 10.0 44.0%
20 Andre Gordon	G 31:14	3/9	2/4	0/0	1	1	0	8	3	2	2	0	0	0	0	20	PT% 33.3 15.4%
24 LaDarius Bradford	G 08:43	0/2	0/0	0/2	0	1	2	0	0	0	0	0	0	0	0	9	PT% 0.0 33.3%
1 Sevin Flagg	28:34	2/14	0/0	0/0	1	1	0	0	4	2	0	0	0	0	0	20	GM FG% 21.4 38.2%
11 Hassan Dima	16:23	1/6	1/1	0/0	1	2	3	1	3	2	3	1	0	2	19	3PT% 16.7 19.2%	
15 Jonathan Aju	13:09	1/1	0/0	1/2	0	2	2	1	1	0	0	1	0	0	2	PT% 100.0 33.3%	
4 Jason Robinson	18:03	2/6	1/5	0/0	2	7	1	1	5	0	0	0	0	0	13	PT% 33.3 33.3%	
21 Zach Walker	00:50	0/0	0/0	0/0	0	0	0	0	0	0	0	0	0	0	1	PT% 0.0 0.0%	
Team		0	0	0	0	0	0	0	0								
Totals		21/55	5/28	1/13	11	20	31	15	24	13	13	4	3	2	23		

NO. Name	Min	FG	3P	FT	Rebounds		Fouls	TP	AS	TO	ST	Blocks	+/-	Shooting By Period			
					OR	DR								PP	PT		
0 Mearl Wilkinson	F 16:09	2/2	0/0	5/5	2	5	7	1	3	7	1	1	1	0	5	3PT% 0.0 47.7%	
2 Tandon Watford	F 32:22	8/9	0/0	5/5	1	4	3	0	0	0	0	0	0	0	0	12	PT% 88.9 100.0%
4 Darius Days	F 25:09	7/13	2/5	1/4	1	6	4	0	2	10	0	2	0	0	0	21	3PT% 14.3 43.2%
11 Noah Locke	G 34:01	1/4	0/5	0/0	1	3	0	0	2	6	0	0	0	0	17	PT% 25.0 0.0%	
24 Cameron Thomas	G 33:41	12/21	5/11	5/5	3	3	2	22	1	2	0	0	0	0	0	25	PT% 57.1 48.0%
21 Charles Manning, Jr.	18:34	4/7	0/1	1/1	2	4	1	9	1	1	0	1	0	0	25	GM FG% 57.1 30.4 40.0%	
11 Josh LaBlanc	19:43	1/2	0/0	0/0	3	6	3	2	2	0	1	0	0	0	10	PT% 50.0 33.3%	
3 Jalen Cook	07:52	1/2	1/0	0/0	0	1	2	0	1	0	0	0	0	0	4	PT% 50.0 88.9%	
25 Eric Gaines	05:25	0/0	0/0	1/1	2	2	0	0	0	0	0	0	0	0	1	PT% 0.0 0.0%	
Team		0	1	1	0	1	0	0	1								
Totals		30/64	9/27	6/8	15	25	40	15	17	15	7	2	3	23			

AM	LSU	Points from		Period by Period Scoring
		Turnovers	1E	
3 (14 18 20)	2 (14 18 20)	20	17	1st 2nd TOT
Best Working Run 6 (14 22)	5 (14 24)	Point	30	27 27 54
Lead Changes 3	1	Second Chance	8	21
Times Tied 4	4	Fast Breaks	12	4
Time with Lead 0:00	0:40	Bench	15	14



Old Dominion Box Score - Final
LSU at Florida
07001 Nicholls Community Center, Natchez
ESPN+ Web Broadcast

Game Team ESPN+
Game Broadcast: 128
Attendance: 128

Division: Troy State, Coach: Mike Harris, 65-0 (24-0)

NO. Name	Min	FG	3P	FT	Rebounds		Fouls	TP	AS	TO	ST	Blocks	+/-	Shooting By Period			
					OR	DR								PP	PT		
0 Mearl Wilkinson	F 22:11	1/2	0/0	2/2	4	1	5	3	4	2	1	0	1	0	6	3PT% 0.0 0.0%	
2 Tandon Watford	F 36:58	7/9	2/3	5/5	2	8	8	0	2	1	1	0	0	0	8	PT% 77.8 90.9%	
4 Darius Days	F 21:01	1/5	0/1	1/2	1	3	4	2	2	0	0	0	0	0	0	11	3PT% 20.0 38.0%
1 Javonte Smart	G 35:29	7/12	2/4	4/4	1	5	6	2	4	2	0	2	0	1	1	3	PT% 58.3 20.0%
24 Cameron Thomas	G 35:01	7/9	3/10	11/11	1	2	3	15	1	2	3	0	0	0	0	10	GM FG% 77.8 38.0%
21 Charles Manning, Jr.	15:14	1/3	0/0	0/0	1	1	1	0	0	0	0	0	0	0	0	7	PT% 33.3 0.0%
11 Josh LaBlanc	12:02	0/0	0/0	0/0	0	0	0	0	0	0	0	0	0	0	0	4	PT% 0.0 0.0%
25 Eric Gaines	16:22	1/1	0/0	0/0	2	2	0	0	2	1	3	2	0	0	0	0	PT% 100.0 88.9%
3 Jalen Cook	02:10	0/0	0/0	0/0	0	0	0	0	0	0	0	0	0	0	0	0	PT% 0.0 0.0%
Team		0	0	0	0	0	0	0	0								
Totals		25/61	7/10	22/25	14	17	31	20	15	79	9	13	5	2	2	4	

FLA	LSU	Points from		Period by Period Scoring
		Turnovers	1E	
10 (14 18 20)	10 (14 18 20)	20	20	1st 2nd TOT
Best Working Run 11 (14 20 26)	11 (14 20 26)	Point	30	34 34 68
Lead Changes 1	1	Second Chance	14	19
Times Tied 8	8	Fast Breaks	0	0
Time with Lead 18:10	18:24	Bench	4	4



Old Dominion Box Score - Final
Georgia at LSU
07001 Nicholls Community Center, Natchez
ESPN+ Web Broadcast

Game Team ESPN+
Game Broadcast: 128
Attendance: 128

Division: Deep South, Coach: Peter Evers, 65-0 (24-0)

NO. Name	Min	FG	3P	FT	Rebounds		Fouls	TP	AS	TO	ST	Blocks	+/-
----------	-----	----	----	----	----------	--	-------	----	----	----	----	--------	-----

Box Scores



Official Statistics of the
Tennessee at LSU
SEC Network Center, Nashville
ESPN+ Web Enabled

Game Time 12:37 PM
Game Duration: 1:27
Attendance: 1,291



Official Statistics of the
LSU at Mississippi State
NASC Center, Oxford, Tenn.
ESPN+ Web Enabled

Game Time 12:37 PM
Game Duration: 1:27
Attendance: 1,291



Official Statistics of the
Arkansas at LSU
SEC Network Center, Nashville
ESPN+ Web Enabled

Game Time 12:37 PM
Game Duration: 1:27
Attendance: 1,291

Tennessee - W **Records 13-9**

NO. Name	Min	FG	3P	FT	Rebounds		Fouls		TP	AS	TO	ST	Blocks	+/-	Shooting By Period		
					OR	DR	OR	DR							PP	PA	%F
14 Marcus Santos-Silva	F 20:25	3/9	0/0	0/2	7	5	12	2	3	2	1	0	1	1	2	37%	0%
0 Mike McQuay	G 35:59	7/16	5/7	2/3	5	0	4	2	0	2	0	2	0	2	2	44%	75%
5 Micah Phley	G 16:34	1/4	0/0	0/0	1	1	2	0	1	1	3	0	0	0	4	25%	0%
11 Tyler Edwards	G 31:38	3/8	2/5	0/0	0	1	1	3	1	3	8	0	0	0	4	38%	0%
15 Kevin McCullar	G 32:11	5/10	0/1	0/0	1	5	6	4	1	1	0	3	0	0	13	50%	0%
1 Terrence Shannon, Jr.	F 29:42	6/13	2/4	9/10	2	10	3	5	23	0	1	2	0	0	10	46%	90%
2 Jamaica Burton	F 16:28	1/3	0/1	1/1	1	2	0	0	3	1	2	0	0	0	4	33%	0%
3 Clarence Mackey	01:30	0/0	0/0	0/0	0	0	0	0	0	0	0	0	0	0	0	0%	0%
10 Tyreek Smith	04:23	0/1	0/0	0/0	0	0	0	0	0	0	0	0	0	0	0	0%	0%
23 Chibuzo Ago	07:40	0/3	0/3	0/2	1	0	1	0	1	0	2	0	0	0	11	0%	0%
Team					1	2	0	0	0	0	0	0	0	0	11		
Totals	28:52	27-25	17-21	18-25	41	13	19	78	10	13	4	2	3	5			

Technical Fouls: NONE

LSU - W **Records 14-9**

NO. Name	Min	FG	3P	FT	Rebounds		Fouls		TP	AS	TO	ST	Blocks	+/-	Shooting By Period		
					OR	DR	OR	DR							PP	PA	%F
0 Mervin Wilkinson	F 21:04	0/0	0/0	0/0	1	2	2	0	0	2	2	0	0	0	0	0%	0%
2 Tremon Walton	F 30:27	2/11	0/2	0/2	0	4	5	3	4	2	1	1	0	0	9	18%	0%
4 Darius Days	F 22:22	4/5	2/3	1/2	4	5	9	2	1	1	0	0	0	0	6	80%	100%
1 Javonte Smart	G 35:58	13/24	4/7	1/2	0	0	0	2	28	1	2	0	0	0	6	54%	50%
24 Cameron Thomas	G 38:28	6/20	3/8	10/11	0	0	1	5	25	0	3	1	1	4	30	30%	83%
32 Sharrel O'Neal	F 21:18	1/2	0/0	0/0	4	6	2	1	2	0	0	0	0	0	3	50%	0%
11 Josh LeBlanc	18:16	0/0	0/0	0/0	1	5	6	2	0	1	0	2	0	0	0	0%	0%
25 Eric Gaines	12:01	0/2	0/2	0/0	0	1	1	0	0	0	0	0	0	0	2	0%	0%
Team					0	1	1	0	0	0	0	0	0	0	2		
Totals	25:59	25-23	12-18	10-19	29	23	71	8	12	10	3	2	5				

Technical Fouls: NONE

LSU	MSU	Points from Turnovers	LSU	MSU	Period by Period Scoring
11	11	37	17	17	1st 2nd TOT
11	11	37	17	17	1st 2nd TOT
5	5	11	10	10	1st 2nd TOT
28:02	28:03	28	2	2	1st 2nd TOT

LSU - W **Records 14-9**

NO. Name	Min	FG	3P	FT	Rebounds		Fouls		TP	AS	TO	ST	Blocks	+/-	Shooting By Period		
					OR	DR	OR	DR							PP	PA	%F
0 Mervin Wilkinson	F 24:00	2/3	0/0	0/0	1	2	3	2	1	4	3	0	1	0	4	67%	0%
2 Tremon Walton	F 35:00	9/18	0/2	5/8	2	7	9	0	7	3	2	0	0	23	50%	75%	
11 Josh LeBlanc	F 23:00	2/5	0/0	0/0	1	2	3	0	4	1	2	1	2	22	40%	0%	
1 Javonte Smart	G 35:36	4/15	2/6	4/4	0	3	1	2	14	0	5	2	0	0	20	27%	100%
24 Cameron Thomas	G 34:11	9/19	2/4	4/4	0	5	2	3	22	0	2	0	0	2	22	47%	100%
32 Sharrel O'Neal	14:21	0/1	0/1	1/2	1	2	1	1	1	0	0	0	0	2	0	0%	50%
3 Jalen Cook	10:15	0/3	0/2	0/0	0	0	0	0	0	0	0	0	0	1	2	0%	0%
25 Eric Gaines	16:54	1/5	0/1	4/4	0	1	2	3	8	1	2	3	0	1	3	20%	75%
15 Aurde Hyatt	02:17	0/1	0/0	0/0	0	0	0	0	0	0	0	0	0	0	0	0%	0%
34 Josh Gray	02:17	0/0	0/0	0/0	1	0	1	0	0	0	0	0	0	0	0	0%	0%
Team					3	4	7	0	1	0	0	0	0	0	3		
Totals	25:05	41-77	16-22	28-35	13	16	60	8	13	14	5	5	18				

Technical Fouls: NONE

Arkansas - W **Records 14-7**

NO. Name	Min	FG	3P	FT	Rebounds		Fouls		TP	AS	TO	ST	Blocks	+/-	Shooting By Period		
					OR	DR	OR	DR							PP	PA	%F
3 Alex Reese	F 25:30	5/8	1/3	2/2	0	4	4	2	1	1	0	1	2	0	15	63%	100%
1 Herbert Jones	G 16:01	2/6	0/0	0/0	3	5	8	4	1	1	2	1	0	0	9	33%	0%
5 Jordan Stachler	G 28:47	7/16	1/7	4/4	1	2	3	1	6	2	4	0	0	15	44%	100%	
11 Joshua Pittor	G 24:01	1/3	0/0	0/0	5	5	2	1	1	2	0	0	0	1	7	33%	0%
23 John Petty, Jr.	G 14:40	0/0	0/0	0/0	1	6	7	1	6	5	2	0	0	1	14	0%	0%
4 Jwan Gary	12:59	0/0	0/0	0/0	1	6	7	3	1	1	2	0	0	0	0	0%	0%
13 Jahvon Quinerly	22:49	4/8	2/3	0/0	3	3	0	3	0	3	4	1	0	1	8	50%	0%
14 Keon Ellis	21:12	4/5	2/2	0/0	2	5	7	3	0	1	1	1	1	1	23	80%	100%
33 James Rojas	02:58	0/1	0/0	0/0	0	0	0	0	0	0	0	0	0	0	0	0%	0%
22 Keon Ambrose-Hyatt	03:47	0/1	0/0	0/0	0	0	0	0	0	0	0	0	0	0	0	0%	0%
12 Darius Miles	05:32	1/2	0/0	0/0	2	2	0	1	2	1	2	1	0	0	0	50%	0%
15 Tyler Barnes	01:04	0/0	0/0	0/0	0	0	0	0	0	0	0	0	0	0	0	0%	0%
21 Britton Johnson	01:04	0/0	0/0	0/0	0	0	0	0	0	0	0	0	0	0	0	0%	0%
25 Adam Colwell	01:04	0/0	0/0	0/0	0	0	0	0	0	0	0	0	0	0	0	0%	0%
30 Kennel Wall	00:23	0/0	0/0	0/0	0	0	0	0	0	0	0	0	0	0	0	0%	0%
Team					2	3	5	0	0	0	0	0	0	0	0		
Totals	33:09	32-64	6-10	41-51	19	13	78	15	17	5	8	18					

Technical Fouls: NONE

LSU	MSU	Points from Turnovers	LSU	MSU	Period by Period Scoring
2	2	11	10	10	1st 2nd TOT
2	2	11	10	10	1st 2nd TOT
3	3	11	10	10	1st 2nd TOT
0:40	0:40	3	4	7	1st 2nd TOT

LSU - W **Records 13-7**

NO. Name	Min	FG	3P	FT	Rebounds		Fouls		TP	AS	TO	ST	Blocks	+/-	Shooting By Period		
					OR	DR	OR	DR							PP	PA	%F
2 Tremon Walton	F 36:19	7/14	0/2	0/0	1	0	1	3	2	14	3	2	0	0	14	50%	0%
4 Darius Days	F 28:48	6/10	4/6	0/1	4	7	11	4	1	16	0	0	1	0	20	60%	75%
1 Javonte Smart	G 38:57	9/10	2/3	4/4	0	4	4	2	22	11	2	1	0	0	14	90%	100%
15 Aurde Hyatt	G 19:20	3/5	1/3	0/1	1	2	3	1	2	7	0	0	0	0	11	60%	25%
24 Cameron Thomas	G 38:44	9/16	3/7	4/5	1	3	4	0	25	4	0	0	1	13	56%	75%	
34 Josh Gray	05:51	0/0	0/0	0/0	0	0	0	0	0	0	0	0	0	0	0	0%	0%
11 Josh LeBlanc	19:03	4/4	0/0	0/0	2	2	0	2	0	0	0	0	0	0	10	100%	45%
25 Eric Gaines	12:58	1/3	0/1	0/0	0	0	0	0	1	2	4	0	0	1	2	33%	0%
Team					2	3	0	0	0	0	0	0	0	0	1		
Totals	38:42	10-22	6-11	9-19	28	15	13	94	22	7	6	1	2	14			

Technical Fouls: NONE

Mississippi State - W **Records 13-7**

NO. Name	Min	FG	3P	FT	Rebounds		Fouls		TP	AS	TO	ST	Blocks	+/-	Shooting By Period		
					OR	DR	OR	DR							PP	PA	%F
24 Abdul Ado	F 24:38	0/0	0/0	2/2	3	3	6	3	2	2	3	2	0	0	0	0%	100%
35 Toki Smith	F 35:57	10/11	0/0	4/5	5	6	11	3	6	24	2	2	0	0	14	91%	1

Box Scores



Official Basketball Box Score - Final
LSU at Georgia
 02/21 10:00 AM, Athens
 ESPN Web Broadcast

Game Team 151 71
 Game Duration 1:35
 Attendance 1,433



Official Basketball Box Score - Final
LSU at Arkansas
 02/21 10:00 AM, Fayetteville
 ESPN Web Broadcast

Game Team 129 74
 Game Duration 1:40
 Attendance 1,431



Official Basketball Box Score - Final
Yankeeville at LSU
 02/21 10:00 AM, Natchez, Miss.
 ESPN Web Broadcast

Game Team 129 74
 Game Duration 1:36
 Attendance 1,430

LSU - 78 Records: 144 (8-3)

NO. Name	Min	FG	3P	FT	Rebounds		Fouls		TP	AS	TO	ST	Blocks	+/-	Shooting By Period	
					OR	DR	OR	DR							1st	2nd
2 Trandon Watford	F 35:53	6/13	3/4	1/2	1	9	10	3	13	3	4	1	1	0	9	37%
4 Darius Days	F 26:22	3/7	0/5	0/0	3	3	6	5	2	4	1	0	0	0	6	43%
15 Andre Hyatt	F 18:41	1/3	1/2	0/0	0	1	2	0	0	0	0	0	0	0	1	0%
1 Javarone Smart	G 37:29	5/11	3/7	6/6	0	0	5	1	3	19	3	2	1	0	13	73%
24 Cameron Thomas	G 32:42	7/19	2/7	5/8	0	5	1	4	2	1	0	0	1	0	2	55%
11 Josh LaBlanc	15:30	1/3	0/0	1/5	4	4	3	3	0	0	0	0	0	0	7	33%
25 Eric Gaines	17:49	0/4	0/2	2/4	1	3	2	3	2	1	1	3	1	0	0	0%
0 Mward Wilkinson	06:22	1/1	0/0	0/0	1	1	0	2	0	2	0	1	0	0	0	0%
3 Jalen Cook	09:02	4/6	2/3	1/2	1	2	2	1	1	1	2	0	0	0	6	67%
Team					1	2	3	0	0	1	0	0	0	0	1	
Totals		27-67	8-30	16-27	12	28	40	22	17	78	11	11	7	1	3	13

Technical Fouls: NONE

LSU - 78 Records: 144 (8-3)

NO. Name	Min	FG	3P	FT	Rebounds		Fouls		TP	AS	TO	ST	Blocks	+/-	Shooting By Period	
					OR	DR	OR	DR							1st	2nd
2 Trandon Watford	F 37:55	6/15	2/2	2/3	1	6	7	3	16	2	2	0	0	0	14	40%
4 Darius Days	F 18:54	0/6	0/6	0/0	0	2	2	4	0	0	0	0	0	0	0	0%
15 Andre Hyatt	F 24:14	2/7	0/0	1/2	0	1	0	0	0	1	1	0	0	0	1	0%
1 Javarone Smart	G 37:05	6/14	3/3	0/1	1	4	5	3	15	4	2	0	0	0	4	50%
24 Cameron Thomas	G 38:31	11/19	5/15	2/4	1	6	7	1	25	1	1	0	1	1	12	52%
11 Josh LaBlanc	22:11	1/3	0/0	1/2	4	6	10	4	1	3	0	0	0	0	6	33%
0 Mward Wilkinson	11:46	3/3	1/2	1/2	1	2	1	3	1	0	0	0	0	0	1	11%
25 Eric Gaines	06:55	1/4	0/0	0/0	0	0	0	0	0	2	0	0	0	0	0	0%
3 Jalen Cook	18:15	0/1	0/0	0/0	1	0	1	0	0	0	0	0	0	0	0	0%
Team					2	0	2	0	0	0	0	0	0	0	0	
Totals		30-76	9-28	16-22	12	27	39	22	15	73	13	8	2	4	6	3

Technical Fouls: NONE

Yankeeville - 69 Records: 124 (2-6)

NO. Name	Min	FG	3P	FT	Rebounds		Fouls		TP	AS	TO	ST	Blocks	+/-	Shooting By Period	
					OR	DR	OR	DR							1st	2nd
15 Clayton Brown	F 11:18	0/1	0/0	0/2	0	0	0	0	0	0	0	0	0	0	0	0%
3 Maxwell Evans	G 36:19	6/18	0/5	4/6	0	4	4	2	6	20	3	0	1	0	0	16%
4 Jordan Wright	G 28:27	5/11	3/5	0/0	1	5	1	1	13	2	4	2	1	1	16	42%
11 Brailee Albert	G 15:12	1/2	1/2	0/0	1	2	2	0	0	0	0	0	0	0	0	0%
14 Isaiah Rice	G 04:15	0/1	0/0	0/0	0	0	0	0	0	0	0	0	0	0	0	0%
12 Tray Thomas	27:55	3/9	2/5	1/4	0	1	1	1	2	9	0	0	0	0	0	33%
5 D.J. Harvey	15:32	0/4	0/2	2/2	0	1	1	1	2	0	0	0	0	0	0	0%
10 Myles Shute	12:42	1/2	1/2	2/4	1	4	5	3	5	0	1	0	0	0	0	0%
13 Isaac McBride	24:17	2/7	1/5	2/2	0	3	3	1	7	0	0	0	0	0	0	0%
34 Akeem Odeyemi	06:00	1/2	0/0	0/0	1	0	1	0	0	0	0	0	0	0	0	0%
42 Quentin Milroy-Strain	11:39	2/3	0/0	1/1	1	2	1	1	5	1	0	0	0	0	0	22%
50 Ellis Ochina	05:04	1/2	0/0	0/0	0	2	1	1	2	0	0	0	0	0	0	0%
Team					0	2	2	0	0	0	0	0	0	0	0	
Totals		24-62	8-27	12-21	5	24	28	16	17	68	9	8	10	2	4	15

Technical Fouls: NONE

LSU - 81 Records: 144 (8-3)

NO. Name	Min	FG	3P	FT	Rebounds		Fouls		TP	AS	TO	ST	Blocks	+/-	Shooting By Period	
					OR	DR	OR	DR							1st	2nd
24 P.J. Home	F 28:59	3/6	3/5	0/0	2	1	3	0	9	0	1	0	0	0	9	50%
9 Justin Her	G 30:00	1/0	1/6	2/2	1	4	5	1	1	1	1	0	0	0	1	17%
14 Tyre Fagan	G 27:24	7/10	2/5	2/3	2	7	2	4	0	0	2	1	0	0	10	70%
2 Sahvir Wheeler	37:09	6/15	1/2	3/8	11	3	11	3	14	13	2	0	0	0	13	44%
10 Touman Camara	33:24	9/12	0/2	4/7	3	7	10	1	6	22	0	3	2	0	11	75%
4 Andrew Garcia	14:10	1/5	0/0	0/0	1	3	4	0	0	0	0	0	0	0	0	0%
0 K.D. Johnson	22:24	5/9	2/5	9/14	0	0	4	0	7	2	4	1	0	0	0	0%
11 Jason Elder	03:46	0/2	0/0	0/0	0	0	0	0	1	0	0	0	0	0	0	0%
25 Tyrone McMillan	02:44	0/0	0/0	0/0	0	0	0	0	0	0	0	0	0	0	0	0%
Team					4	3	7	0	0	1	0	0	0	0	0	
Totals		32-69	9-31	16-29	18	31	47	17	22	91	19	11	6	3	1	13

Technical Fouls: NONE

Arkansas - 81 Records: 144 (8-3)

NO. Name	Min	FG	3P	FT	Rebounds		Fouls		TP	AS	TO	ST	Blocks	+/-	Shooting By Period	
					OR	DR	OR	DR							1st	2nd
0 Justin Smith	F 30:06	1/2	2/2	3/7	2	1	0	2	19	1	2	1	1	0	0	7
2 Connor Varner	F 05:34	0/0	0/0	0/0	0	1	0	0	0	0	0	0	0	0	0	0
3 Connor Davis	G 38:23	7/12	0/2	1/2	0	5	5	3	1	15	6	0	0	0	1	11
5 Moses Moody	G 35:40	3/14	1/5	11/14	3	5	8	1	7	18	5	1	0	0	9	33%
11 Jalen Tate	G 12:22	0/2	0/1	2/2	0	6	6	4	2	2	1	0	0	0	1	2
2 Vance Jackson	01:54	0/0	0/0	0/0	0	0	0	0	0	0	0	0	0	0	0	0%
10 Jaylin Williams	29:46	3/5	1/2	1/2	0	6	6	3	4	2	1	2	4	0	15	
3 Deel Sills	12:12	0/0	0/0	0/0	0	0	0	0	1	1	0	0	0	0	0	0%
Team					1	2	3	0	0	2	0	0	0	0	0	
Totals		27-62	6-20	23-31	9	36	45	15	22	63	17	10	7	6	4	8

Technical Fouls: NONE

LSU - 89 Records: 144 (8-3)

NO. Name	Min	FG	3P	FT	Rebounds		Fouls		TP	AS	TO	ST	Blocks	+/-	Shooting By Period	
					OR	DR	OR	DR							1st	2nd
2 Trandon Watford	F 34:43	5/10	1/3	3/4	2	11	13	3	14	4	5	1	1	0	9	50%
4 Darius Days	F 28:29	5/8	3/6	0/0	2	8	10	4	1	13	4	5	1	1	12	62%
15 Andre Hyatt	F 18:40	2/3	0/1	0/0	2	4	0	0	4	0	0	0	0	0	0	0%
1 Javarone Smart	G 37:20	4/13	2/9	2/2	0	2	4	2	12	3	3	1	0	0	14	38%
24 Cameron Thomas	G 34:40	6/20	3/6	8/8	3	7	10	8	23	1	0	0	0	0	16	44%
0 Mward Wilkinson	09:32	1/1	0/0	0/0	0	4	0	0	3	0	0	0	0	0	0	0%
11 Josh LaBlanc	16:04	4/4	0/0	0/0	2	2	4	0	2	0	0	0	0	0	0	0%
25 Eric Gaines	12:04	1/2	0/0	0/0	0	0	0	0	1	2	1	2	0	0	0	0%
3 Jalen Cook	09:35	2/4	1/2	0/0	1	1	1	0	5	2	0	0	0	0	0	0%
34 Josh Gray	00:44	0/0	0/0	0/0	0	0	0	0	0	0	0	0	0	0	0	0%
Team					2	1	3	0	0	0	0	0	0	0	0	
Totals		30-65	10-26	13-18	13	38	51	17	16	83	17	16	4	4	2	15

Technical Fouls: NONE

Points from Turnovers

LSU	UGA
3 (1st 16:26)	22 (2nd 10:49)
Best Shooting Run	7 (1st 16:26)
Lead Changes	2
Times Tied	1
Times with Lead	02:01 37:25

Points from Blocks

LSU	UGA
9	11
1st	2nd

Box Scores



Official Basketball Box Score - Final
LSU at Arkansas
 NCAA Division I Men's Basketball Championship
 NCAA Division I Men's Basketball Championship

Game Time 12:00 PM
 Game Location 1ST
 Attendance 1,116

Officials Terry O'Quinn, Patrice Green, Don Lutz

LSU - 78		Records: 19-8														
NO. Name	Min	FG	3P	FT	Rebounds	Fouls	TP	AS	TO	ST	Blocks	+	-	Shooting By Period		
		BA	BA	BA	OR	DR	FF	FD	FF	FD	BB	BA	+	1st 2nd 3rd 4th		
2 Tandon Walford	F 38:15	4-11	1-1	0-1	1	6	7	1	3	9	1	5	3	0	1	8
4 Darius Days	F 27:27	5-9	2-5	1-1	1	7	8	3	3	13	0	1	0	0	0	0
15 Aundra Hyatt	F 06:22	0-1	0-0	0-0	0	0	0	0	0	0	0	0	0	0	0	0
1 Javorita Smart	G 40:00	7-18	1-5	4-4	2	2	4	1	3	19	4	4	2	0	0	7
24 Cameron Thomas	G 40:00	6-18	4-8	5-5	1	2	1	4	2	2	3	1	2	7	7	7
0 Mearl Wilkinson	G 12:00	1-2	0-0	0-0	1	1	3	1	2	0	0	0	0	1	2	0
11 Josh LeBlanc	14:40	2-2	0-0	0-0	2	6	8	2	0	4	0	1	1	0	0	8
25 Eric Gaines	21:16	3-7	1-2	3-4	2	3	5	3	2	10	1	1	1	2	15	5
Team					3	1	4			0	0					
Totals		28-68	9-19	13-15	13	28	39	14	16	79	8	14	10	2	6	7

Arkansas - 71		Records: 8-23														
NO. Name	Min	FG	3P	FT	Rebounds	Fouls	TP	AS	TO	ST	Blocks	+	-	Shooting By Period		
		BA	BA	BA	OR	DR	FF	FD	FF	FD	BB	BA	+	1st 2nd 3rd 4th		
0 Justin Smith	F 38:42	10-13	0-0	1-3	4	3	7	2	1	21	2	5	0	1	0	7
23 Connor Vanover	F 04:45	0-3	0-2	0-0	0	0	0	0	0	0	0	0	0	0	0	2
4 Davonte Davis	G 35:31	2-7	0-1	2-2	2	6	8	2	3	6	5	1	4	0	0	2
5 Moses Moody	G 38:32	8-16	4-10	6-12	3	6	9	4	7	29	1	3	2	0	0	7
11 Jalen Tate	G 24:45	1-4	0-0	0-0	5	5	4	3	3	4	1	0	1	1	2	0
1 JD Nwaei	26:32	4-14	1-7	0-0	2	1	3	1	0	8	3	3	0	0	0	0
24 Ethan Henderson	26:24	2-4	0-0	0-0	4	3	7	2	0	4	1	1	0	3	1	2
3 Drell Sills	04:29	0-2	0-2	0-0	0	1	1	0	0	0	0	0	0	0	0	0
Team					1	2				0	0					
Totals		27-65	6-28	11-19	16	28	42	16	14	71	16	16	9	6	2	7

LSU	ARK	Points from	LSU	ARK	Period by Period Scoring
Biggest Lead	12 (2nd 7:28)	6 (1st 12:48)	Turnovers	21	28
Best Shooting Run	12 (2nd 7:28)	9 (2nd 6:57)	Points	38	38
Lead Changes	7	Second Chance	17	8	LSU 40 38 78
Times Tied	2	Fast Breaks	8	8	ARK 37 39 71
Time with Lead	21:18	Bench	18	13	



Official Basketball Box Score - Final
LSU at Alabama
 NCAA Division I Men's Basketball Championship
 NCAA Division I Men's Basketball Championship

Game Time 1:00 PM
 Game Location 1ST
 Attendance 1,000

Officials Doug Brown, Phil Adams, Jon Lutz

LSU - 78		Records: 19-8														
NO. Name	Min	FG	3P	FT	Rebounds	Fouls	TP	AS	TO	ST	Blocks	+	-	Shooting By Period		
		BA	BA	BA	OR	DR	FF	FD	FF	FD	BB	BA	+	1st 2nd 3rd 4th		
2 Tandon Walford	F 39:30	13-23	1-3	3-7	5	3	6	4	9	30	2	1	2	0	3	3
4 Darius Days	F 31:44	1-6	0-0	0-0	4	8	12	3	1	2	1	2	1	0	0	7
15 Aundra Hyatt	F 33:01	3-7	0-0	2-2	4	8	1	1	8	0	0	0	0	1	2	8
1 Javorita Smart	G 38:23	7-17	5-11	2-2	7	7	1	1	21	15	2	2	0	1	1	4
24 Cameron Thomas	G 40:00	6-18	4-10	2-2	1	2	3	1	3	18	2	0	3	1	2	1
25 Eric Gaines	08:36	0-1	0-0	0-0	1	1	1	0	0	0	0	0	0	1	0	6
11 Josh LeBlanc	08:43	0-2	0-0	0-0	1	2	2	0	0	0	0	0	0	1	0	6
Team					1	2			0	0						
Totals		30-74	10-27	9-13	16	27	43	13	15	79	10	5	6	8	1	1

Alabama - 81		Records: 24-4														
NO. Name	Min	FG	3P	FT	Rebounds	Fouls	TP	AS	TO	ST	Blocks	+	-	Shooting By Period		
		BA	BA	BA	OR	DR	FF	FD	FF	FD	BB	BA	+	1st 2nd 3rd 4th		
2 Jordan Bruner	F 12:38	0-2	0-1	0-0	1	3	4	1	0	0	0	0	0	0	0	1
1 Herbert Jones	G 33:46	6-18	0-3	1-2	5	6	11	3	2	13	6	2	1	4	2	2
5 Jaden Shackelford	G 36:43	8-19	5-13	0-0	1	4	5	0	2	21	4	1	1	0	1	2
14 Keon Ellis	G 25:34	6-8	2-4	0-0	1	4	5	0	14	1	1	1	1	0	0	5
23 John Petty Jr.	G 30:41	2-8	0-3	0-0	6	6	2	2	4	0	3	0	2	0	0	12
3 Alex Reese	13:05	2-5	2-5	0-0	3	3	0	6	0	1	0	0	0	0	0	6
4 Juwan Gary	13:05	4-6	0-0	0-1	7	1	8	2	3	8	1	0	1	1	0	8
13 Jahvon Quinerly	28:11	5-11	3-7	1-2	1	4	5	0	4	14	4	1	0	0	1	5
33 James Rojas	02:29	0-1	0-0	0-0	0	0	0	0	0	0	0	0	0	0	0	1
Team					3	3			0	0						
Totals		33-76	12-36	2-5	19	31	50	15	13	80	16	9	4	8	5	1

LSU	UA	Points from	LSU	UA	Period by Period Scoring
Biggest Lead	4 (1st 3:58)	9 (1st 18:18)	Turnovers	7	8
Best Shooting Run	11 (3-40)	9 (1st 18:18)	Points	38 <td>42</td>	42
Lead Changes	16	Second Chance	10	18	LSU 37 42 79
Times Tied	6	Fast Breaks	10	18	UA 40 48 88
Time with Lead	08:57	Bench	0	28	



Official Basketball Box Score - Final
LSU at Michigan
 NCAA Division I Men's Basketball Championship
 NCAA Division I Men's Basketball Championship

Game Time 7:00 PM
 Game Location 1ST
 Attendance 1,000

Officials Jeffery Anderson, Phil D'Amico, Rob Foy

LSU - 78		Records: 19-8														
NO. Name	Min	FG	3P	FT	Rebounds	Fouls	TP	AS	TO	ST	Blocks	+	-	Shooting By Period		
		BA	BA	BA	OR	DR	FF	FD	FF	FD	BB	BA	+	1st 2nd 3rd 4th		
33 Jalen Adams	F 36:10	5-9	1-1	0-0	1	4	5	1	0	11	0	0	1	0	0	16
21 Ouan Country	C 38:43	5-7	0-0	5-6	4	5	9	3	7	15	3	1	1	3	0	15
0 Kyle Lotton	G 38:43	3-16	0-4	4-5	1	2	2	2	10	5	0	0	1	0	0	16
1 Dominick Welch	G 31:11	2-10	0-0	0-0	5	5	3	2	6	1	0	1	0	2	4	
5 Jaren Holmes	G 37:23	6-14	0-3	6-7	1	2	3	4	5	18	1	1	0	0	1	12
10 Alejandro Vasquez	10:12	0-3	0-2	1-2	1	1	3	1	1	0	0	0	0	0	0	13
2 Eddie Orod	03:50	0-2	0-0	0-0	2	1	3	1	0	0	0	0	0	0	0	1
3 Alpha Cook	01:17	0-0	0-0	0-0	0	0	0	0	0	0	0	0	0	0	0	1
11 Josh Bell	01:17	0-0	0-0	0-0	0	0	0	0	0	0	0	0	0	0	0	1
40 Jalen Shaw	01:17	0-0	0-0	0-0	0	0	0	0	0	0	0	0	0	0	0	1
Team					0	1	1			0	1					
Totals		21-63	3-20	16-20	9	21	30	17	17	81	10	4	3	5	1	15

LSU - 78		Records: 19-8														
NO. Name	Min	FG	3P	FT	Rebounds	Fouls	TP	AS	TO	ST	Blocks	+	-	Shooting By Period		
		BA	BA	BA	OR	DR	FF	FD	FF	FD	BB	BA	+	1st 2nd 3rd 4th		
2 Tandon Walford	F 31:20	4-8	1-3	2-3	0	11	11	3	4	11	3	0	0	0	0	13
4 Darius Days	F 31:33	5-10	3-6	0-0	3	8	11	3	1	13	1	0	0	1	0	14
15 Aundra Hyatt	F 32:15	5-10	1-3	2-2	7	3	10	3	2	13	2	0	1	4	1	16
1 Javorita Smart	G 30:22	2-10	1-5	2-2	0	1	1	3	1	7	1	0	0	0	0	10
24 Cameron Thomas	G 38:43	7-18	2-7	11-13	0	4	2	8	27	3	1	0	0	0	0	16
11 Josh LeBlanc	12:49	1-2	0-0	1-2	2	3	5	2	1	3	0	0	0	0	0	7
0 Mearl Wilkinson	08:28	1-1	0-0	0-0	1	1	1	0	2	0	1	0	0	0	0	4
25 Eric Gaines	10:19	0-1	0-0	0-0	1	1	0	0	0	0	0	0	0	0	0	1
3 Jalen Cook	01:17	0-1	0-1	0-0	0	0	0	0	0	0	0	0	0	0	0	1
5 Parker Edwards	01:17	0-0	0-0	0-0	1	1	0	0	0	0	0	0	0	0	0	1
34 Josh Gray	01:17	0-0	0-0	0-0	0	0	0	0	0	0	0	0	0	0	0	1
Team					1	3	4			0						

2020-21 Superlatives

Individual Superlatives

POINTS

32 -- Cameron Thomas vs. Texas A&M (12/29/2020)
30 -- Cameron Thomas vs. Michigan (N) (3/22/2021)
30 -- Trendon Watford vs. Alabama (N) (3/6/2021)
29 -- Cameron Thomas at Missouri (3/6/2021)
29 -- Javonte Smart vs. Texas Tech (1/30/2021)
29 -- Cameron Thomas vs. Nicholls St. (12/26/2020)

FIELD GOALS MADE

13 -- Trendon Watford vs. Alabama (N) (3/14/2021)
12 -- Javonte Smart vs. Texas Tech (1/30/2021)
12 -- Cameron Thomas vs. Texas A&M (12/29/2020)
11 -- Trendon Watford vs. Arkansas (N) (3/13/2021)
11 -- Cameron Thomas at Arkansas (2/27/2021)
11 -- Javonte Smart vs. LA Tech (12/6/2020)

FIELD GOAL ATTEMPTS

23 -- Javonte Smart vs. Michigan (N) (3/22/2021)
23 -- Cameron Thomas vs. Michigan (N) (3/22/2021)
23 -- Trendon Watford vs. Alabama (N) (3/14/2021)
21 -- Cameron Thomas, 3 times

FIELD GOAL PERCENTAGE (MIN. 7 MADE)

.818 (9-11) -- Darius Days vs. SIUE (11-26-2020)
.800 (8-10) -- Javonte Smart at Miss. State (2/10/2021)
.800 (8-10) -- Darius Days vs. Arkansas (2/10/2021)
.786 (11-14) -- Trendon Watford vs. Ole Miss (N) (3/12/2021)
.750 (9-12) -- Trendon Watford vs. Nicholls (12/26/2020)

3-PT FIELD GOALS MADE

5 -- Javonte Smart vs Alabama (N) (03/14/2021)
5 -- Javonte Smart vs Georgia (01/06/2021)
5 -- Cameron Thomas vs Texas A&M (12/29/2020)

3-PT FIELD GOAL ATTEMPTS

13 -- Cameron Thomas at Texas A&M (01/26/2021)
11 -- Javonte Smart vs Alabama (N) (03/14/2021)
11 -- Cameron Thomas vs Texas A&M (12/29/2020)
10 -- Javonte Smart vs. Michigan (N) (03/22/2021)
10 -- Javonte Smart vs. Georgia (01/06/2021)
10 -- Cameron Thomas 3 times

3-PT FIELD GOAL PERCENTAGE (MIN. 4 MADE)

.800 (4-5) -- Javonte Smart at Saint Louis (11/28/2020)
.800 (4-5) -- Darius Day vs. SIUE (N) (11/26/2020)
.667 (4-6) -- Javonte Smart vs. LA Tech (12/6/2021)
.667 (4-6) -- Javonte Smart vs. S. Carolina (1/16/2021)
.667 (4-6) -- Darius Days at Miss. State (2/10/2021)
.667 (4-6) -- Javonte Smart vs. Auburn (2/20/2021)
.667 (4-6) -- Cameron Thomas, vs. Arkansas (N) (3/13/2021)

FREE THROWS MADE

15 -- Cameron Thomas vs Georgia (01/06/2021)
13 -- Cameron Thomas vs St. Bonaventure (N) (03/20/2021)
11 -- Cameron Thomas vs Tennessee (02/13/2021)
11 -- Cameron Thomas at Florida (01/02/2021)
10 -- Cameron Thomas at Missouri (3/6/2021)
10 -- Cameron Thomas vs. Auburn (2/20/2021)
10 -- Cameron Thomas vs. Texas Tech (1/30/2021)
10 -- Trendon Watford vs. LA Tech (12/6/2020)

FREE THROWS ATTEMPTED

16 -- Cameron Thomas vs Georgia (01/06/2021)
13 -- Cameron Thomas vs St. Bonaventure (N) (03/20/2021)
12 -- Cameron Thomas at Missouri (3/06/2021)
12 -- Trendon Watford vs. LA Tech (12/6/2021)

FREE THROW PERCENTAGE (MIN. 7 MADE)

1.000 (11-11) -- Cameron Thomas vs Tennessee (02/13/2021)
1.000 (11-11) -- Cameron Thomas at Florida (01/02/2021)
1.000 (9-9) -- Cameron Thomas at Texas A&M (01/26/2021)
1.000 (8-8) -- Cameron Thomas vs Alabama (01/19/2021)
1.000 (7-7) -- Cameron Thomas vs Michigan (N) (03/22/2021)
1.000 (7-7) -- Cameron Thomas vs Nicholls St. (12/26/2020)

REBOUNDS

13 -- Trendon Watford vs Vanderbilt (03/02/2021)
13 -- Darius Days vs Arkansas (01/13/2021)
12 -- Darius Days vs. Alabama (N) (3/14/2021)
12 -- Darius Days vs. Ole Miss (N) (3/12/2021)
11 -- Darius Days 4 times
11 -- Trendon Watford vs. Auburn (2/13/2021)

ASSISTS

11 -- Javonte Smart at Mississippi St. (02/10/2021)
9 -- Javonte Smart at Texas A&M (01/26/2021)
9 -- Trendon Watford vs SIUE (N) (11/26/2020)
6 -- Javonte Smart, 4 times
6 -- Trendon Watford, twice

STEALS

6 -- Javonte Smart vs Georgia (01/06/2021)
5 -- Josh LeBlanc vs Georgia (01/06/2021)

BLOCKED SHOTS

4 -- Andre Hyatt vs St. Bonaventure (N) (03/20/2021)
3 -- Trendon Watford vs Michigan (N) (03/22/2021)
3 -- Josh LeBlanc vs Tennessee (02/13/2021)
3 -- Josh LeBlanc at Ole Miss (01/09/2021)

Team Superlatives

POINTS

High: 104 -- Auburn (02/20/2021)
96 -- Southeastern La. (11/30/2020)
94 -- at Mississippi St. (02/10/2021)
94 -- Georgia (01/06/2021)
94 -- vs SIUE (N) (11/26/2020) 1
Low: 60 -- at Alabama (02/03/2021)
69 -- at Kentucky (01/23/2021)
71 -- Texas Tech (01/30/2021)
75 -- at Arkansas (02/27/2021)
75 -- Alabama (01/19/2021)
75 -- at Ole Miss (01/09/2021)

FIELD GOALS MADE

High: 39 -- Auburn (02/20/2021)
38 -- at Mississippi St. (02/10/2021)at
34 -- Arkansas (1/13/2021)
33 -- Sam Houston (12/14/2020)
31 -- three times
Low: 20 -- at Alabama (02/03/2021)
25 -- vs St. Bonaventure (N) (03/20/2021)
25 -- Texas Tech (01/30/2021)
25 -- at Texas A&M (01/26/2021)
25 -- at Kentucky (01/23/2021)
25 -- at Florida (01/02/2021)

FIELD GOAL ATTEMPTS

High: 76 -- at Arkansas (02/27/2021)
74 -- vs Alabama (N) (03/14/2021)
74 -- Alabama (01/19/2021)
Low: 48 -- Louisiana Tech (12/06/2020)
52 -- Tennessee (02/13/2021)
52 -- at Saint Louis (11/28/2020)

FIELD GOAL PERCENTAGE

High: .613 (38-62) -- at Mississippi St. (02/10/2021)
.554 (31-56) -- Nicholls St. (12/26/2020)
.542 (26-48) -- Louisiana Tech (12/6/2020)
Low: .308 (20-65) -- at Alabama (02/03/2021)
.378 (28-74) -- Alabama (01/19/2021)
.385 (25-65) -- at Kentucky (1/23/2021)

3-PT FIELD GOALS MADE

High: 13 -- Southeastern La. (11/30/2020)
12 -- vs SIUE (N) (11/26/2020)
11 -- vs. Auburn (2/20/2021)

10 -- five times
Low: 4 -- at Alabama (02/03/2021)
4 -- at Kentucky (01/23/2021)
4 -- Nicholls St. (12/26/2020)

3-PT FIELD GOAL ATTEMPTS

High: 36 -- Southeastern La. (11/30/2020)
30 -- at Georgia (02/23/2021)
30 -- Georgia (01/06/2021)
Low: 15 -- Nicholls St. (12/26/2020)
17 -- at Missouri (03/06/2021)
17 -- at Alabama (02/03/2021)

3-PT FIELD GOAL PERCENTAGE

High: .500 (11-22) -- Auburn (02/20/2021)
.474 (9-19) -- vs Arkansas (N) (03/13/2021)
.462 (12-26) -- vs. SIUE (N) (11/26/2020)
Low: .174 (4-23) -- at Kentucky (01/23/2021)
.192 (5-26) -- Alabama (01/19/2021)
.235 (4-17) -- at Alabama (2/3/2021)

FREE THROWS MADE

High: 26 -- Louisiana Tech (12/6/2020)
24 -- South Carolina (1/6/2021)
23 -- Southeastern (11/30/2020)
Low: 6 -- at Arkansas (2/27/2021)
8 -- at Mississippi State (2/10/2021)
8 -- Texas A&M (12/29/2020)

FREE THROW ATTEMPTS

High: 34 -- Louisiana Tech (12/6/2020)
33 -- Georgia (1/06/2021)
27 -- at Georgia (2/23/2021)
Low: 9 -- Texas A&M (12/29/2020)
11 -- at Mississippi St. (2/10/2021)
13 -- vs. Alabama (N) (3/14/2021)

FREE THROW PERCENTAGE

High: .944 (17-18) -- Tennessee (2/13/2021)
.900 (18-20) -- at Texas A&M (1/26/2021)
.889 (8-9) -- Texas A&M (12/29/2020)
Low: .500 (6-12) -- at Arkansas (2/27/2021)
.593 (16-27) -- at Georgia (2/23/2021)
.636 (14-22) -- Alabama (1/19/2021)

REBOUNDS

High: 53 -- Southeastern (11/30/2020)
51 -- Vanderbilt (3/2/2021)
49 -- vs. St. Bonaventure (N) (3/20/2021)
48 -- vs. Arkansas, 1/13/2021)
Low: 22 -- at St. Louis (11/28/2020)
28 -- at Mississippi State (2/10/2021)
29 -- Texas Tech (1/30/2021)
30 -- vs. Michigan (N) (3/22/2021)

ASSISTS

High: 22 -- at Mississippi State (2/10/2021)
22 -- at Texas A&M (1/26/2021)
19 -- vs. SIUE (N) (11/26/2020)
Low: 5 -- at Missouri (3/06/2021)
6 -- at Kentucky (1/23/2021)
7 -- Louisiana Tech (12/6/2020)

STEALS

High: 19 -- Georgia (1/06/2021)
14 -- at Alabama (2/03/2021)
12 -- Sam Houston (12/14/2020)
Low: 2 -- vs. St. Bonaventure (N) (3/20/2021)
2 -- at Arkansas (2/27/2021)
3 -- at Kentucky (1/23/2021)

BLOCKED SHOTS

High: 6 -- at Alabama (2/03/2021)
5 -- vs. Michigan (N) (03/22/2021)
5 -- vs. St. Bonaventure (N) (03/20/2021)
5 -- vs. Alabama (N) (03/14/2021)
5 -- Auburn (02/20/2021)
Low: 0 -- at Missouri (3/06/2021)
1 -- at Georgia (2/23/2021)
1 -- at Mississippi State (2/10/2021)
1 -- Sam Houston (12/14/2020)
1 -- vs. SIUE (N) 11/26/2020)

Game-by-Game Team Statistics

TEAM	SCORE	MAR	FG	PCT.	3FG	PCT.	FT	PCT.	OFF. REB.	DEF. REB.	TOTAL REB.	MAR.	FLS	A	TO	BLKS	STLS
vs. SIUE (game in St. Louis)	81		29-57	.509	13-27	.481	10-15	.667	9	21	30		21	19	15	4	1
LSU (W 1-0)	94	+13	30-58	.517	17-28	.462	22-26	.846	11	21	32	+2	17	19	9	1	10
LSU (L 1-1)	81	-4	28-52	.538	9-24	.375	16-21	.762	4	18	22	-8	18	12	9	2	5
Saint Louis	85		31-56	.554	10-24	.417	13-14	.929	7	23	30		19	21	10	3	3
Southeastern	43		13-59	.220	5-29	.172	12-21	.571	14	19	33		20	6	18	1	4
LSU (W, 2-1)	96	+53	30-60	.500	13-36	.361	23-29	.793	13	40	53	+20	20	16	12	3	8
Louisiana Tech	55		19-66	.288	5-29	.172	12-25	.480	14	19	33		23	6	12	0	7
LSU (W, 3-1)	86	+31	26-48	.542	8-20	.400	26-34	.765	4	42	46	+13	17	7	15	4	7
Sam Houston	66		23-63	.365	8-32	.250	12-15	.800	10	23	33		19	13	20	0	4
LSU (W, 4-1)	88	+22	33-68	.485	8-24	.333	14-18	.778	15	32	47	+14	17	14	17	1	12
Nicholls	80		32-70	.457	8-35	.229	8-14	.571	17	20	37		22	17	14	4	9
LSU (W, 5-1)	86	+6	31-56	.554	4-15	.267	20-28	.714	10	24	34	-3	15	16	15	2	8
Texas A&M	54		21-55	.382	5-26	.192	7-13	.538	11	20	31		15	13	13	3	4
LSU (W, 6-1, 1-0)	77	+23	30-64	.469	9-27	.333	8-9	.889	15	25	40	+9	15	16	10	2	7
LSU (L, 6-2, 1-1)	79	-4	25-61	.410	7-18	.389	22-25	.880	14	17	31	-4	20	9	13	2	8
Florida	83		29-58	.500	5-21	.238	20-23	.870	13	22	35		15	13	13	3	4
Georgia	92		34-71	.479	12-35	.343	12-18	.667	15	28	43		23	19	22	4	10
LSU (W, 7-2, 2-1) OT	94	+2	31-70	.443	10-30	.333	22-33	.667	16	24	40	-3	18	10	16	2	19
LSU (W, 8-2, 3-1)	75	+14	27-56	.482	8-21	.381	13-16	.813	10	25	35	+3	19	15	16	3	11
Ole Miss	61		17-48	.354	8-26	.308	19-28	.679	11	21	32		14	11	20	4	11
Arkansas	76		26-76	.342	8-31	.258	16-20	.800	17	22	39		20	8	15	2	10
LSU (W, 9-2, 4-1)	92	+16	34-65	.523	7-19	.368	17-24	.708	14	34	48	+9	20	10	19	3	7
South Carolina	80		31-69	.449	8-29	.276	10-14	.714	13	26	39		22	18	15	6	9
LSU (W, 10-2, 5-1)	85	+5	27-59	.458	7-18	.389	24-32	.750	10	27	37	-2	16	10	13	2	10
Alabama	105		38-68	.559	23-43	.535	6-9	.667	9	34	43		19	20	16	4	7
LSU (L, 10-3, 5-2)	75	-30	28-74	.378	5-26	.192	14-22	.636	17	23	40	-3	9	10	12	4	11
LSU (L, 10-4, 5-3)	69	-13	25-65	.385	4-23	.174	15-22	.682	9	22	31	-15	23	6	5	4	3
Kentucky	82		27-64	.422	7-26	.269	21-26	.808	13	33	46		20	15	9	4	3
LSU (W, 11-4, 6-3)	78	+12	25-53	.472	10-29	.345	18-20	.900	8	31	39	+2	15	22	10	3	5
Texas A&M	66		24-67	.358	12-38	.316	6-9	.667	15	22	37		19	12	8	2	3
Texas Tech (W, 11-5)	76		26-62	.419	7-23	.304	17-21	.810	16	25	41		13	10	13	2	4
LSU	71	-5	25-58	.431	9-23	.391	12-18	.667	10	19	29	-12	20	8	12	3	10
LSU (W, 11-6, 6-4)	60	-18	20-65	.308	4-17	.235	16-22	.727	9	26	35	-16	13	8	13	6	14
Alabama	78		33-69	.478	6-24	.250	6-6	1.000	10	41	51		18	15	17	5	9
LSU (W, 12-6, 7-4)	94	+14	38-62	.613	10-22	.455	8-11	.727	9	19	28	0	14	22	7	1	6
Mississippi State	80		30-56	.536	9-24	.375	11-16	.688	10	18	28		13	18	15	2	3
Tennessee	65		22-62	.355	8-27	.296	13-17	.765	14	22	36		15	13	11	3	6
LSU (W, 13-6, 8-4)	78	+13	27-52	.519	7-21	.333	17-18	.944	4	28	32	-4	15	11	11	4	7
Auburn	80		27-73	.370	7-28	.250	19-22	.864	18	21	39		19	8	12	9	6
LSU (W, 14-6, 9-4)	104	+24	39-73	.534	11-22	.500	15-22	.682	18	29	47	+8	19	13	12	5	6
LSU (L, 14-7, 9-5)	78	-13	27-67	.403	8-30	.267	16-27	.593	12	28	40	-7	22	11	11	1	7
Georgia	91		32-69	.464	9-31	.290	18-28	.643	16	31	47		17	19	11	3	6
LSU (L, 14-8, 9-6)	75	-8	30-76	.395	9-28	.321	6-12	.500	12	27	39	-6	22	13	8	4	2
Arkansas	83		27-62	.435	6-20	.300	23-31	.742	9	36	45		15	17	10	6	7
Vanderbilt	68		24-62	.387	8-27	.296	12-21	.571	5	24	29		16	9	8	2	10
LSU (W, 15-8, 10-6)	83	+15	30-65	.462	10-26	.385	13-16	.813	13	38	51	+22	17	17	16	4	4
LSU (W, 16-8, 11-6)	86	+6	31-60	.517	5-17	.294	19-26	.731	11	28	39	+2	23	5	11	0	7
Missouri	80		23-62	.371	9-30	.300	25-34	.735	15	22	37		24	12	10	2	6
SEC TOURNAMENT -- NASHVILLE, TENNESSEE																	
Ole Miss	73		26-64	.406	6-19	.316	15-20	.750	18	24	42		15	8	11	6	4
LSU (W, 17-8)	76	+3	29-65	.446	7-20	.350	11-16	.688	13	24	37	-5	16	14	6	2	8
Arkansas	71		27-65	.415	6-26	.231	11-19	.579	16	26	42		16	16	16	6	9
LSU (W, 18-8)	78	+7	28-66	.424	9-19	.474	13-15	.867	13	26	39	-3	14	8	14	2	10
LSU (L, 18-9)	79	-1	30-74	.405	10-27	.370	9-13	.692	16	27	43	-7	13	10	5	5	6
Alabama	80		33-76	.434	12-36	.333	2-5	.400	19	31	50		15	16	9	8	4
NCAA TOURNAMENT -- BLOOMINGTON, INDIANA																	
St. Bonaventure	61		21-63	.333	3-20	.150	16-20	.800	9	21	30		17	10	4	5	3
LSU (W, 19-9)	76	+15	25-62	.403	8-25	.320	18-22	.818	14	35	49	+19	18	11	9	5	2
NCAA TOURNAMENT -- INDIANAPOLIS, INDIANA																	
LSU (L, 19-10)	78	-8	27-69	.391	6-21	.286	18-23	.783	9	21	30	-7	20	8	3	5	5
Michigan	86		28-52	.538	10-25	.400	20-25	.800	5	32	37		17	22	12	4	1

2020-21 Starting Lineups

SIUE (N-W)

F - Trendon Watford
F - Darius Days
F - Aundre Hyatt
G - Javonte Smart
G - Cameron Thomas

Saint Louis (A-L)

F - Trendon Watford
F - Darius Days
F - Aundre Hyatt
G - Javonte Smart
G - Cameron Thomas

Southeastern (H-W)

F - Trendon Watford
F - Darius Days
F - Aundre Hyatt
G - Javonte Smart
G - Cameron Thomas

Louisiana Tech (H-W)

F - Trendon Watford
F - Darius Days
F - Mwani Wilkinson
G - Javonte Smart
G - Cameron Thomas

Sam Houston (H-W)

F - Darius Days
F - Mwani Wilkinson
G - Javonte Smart
G - Charles Manning Jr.
G - Cameron Thomas

Nicholls (H-W)

F - Darius Days
F - Trendon Watford
F - Mwani Wilkinson
G - Eric Gaines
G - Cameron Thomas

Texas A&M (H-W)

F - Darius Days
F - Trendon Watford
F - Mwani Wilkinson
G - Javonte Smart
G - Cameron Thomas

Florida (A-L)

F - Darius Days
F - Emmitt Williams
F - Mwani Wilkinson
G - Javonte Smart
G - Cameron Thomas

Georgia (H-W-OT)

F - Darius Days
F - Trendon Watford
F - Mwani Wilkinson
G - Javonte Smart
G - Cameron Thomas

Ole Miss (A-W)

F - Darius Days
F - Trendon Watford
F - Mwani Wilkinson
G - Javonte Smart
G - Cameron Thomas

Arkansas (H-W)

F - Darius Days
F - Trendon Watford
F - Mwani Wilkinson
G - Javonte Smart
G - Cameron Thomas

South Carolina (H-W)

F - Darius Days
F - Trendon Watford
F - Mwani Wilkinson
G - Javonte Smart
G - Cameron Thomas

Alabama (H-L)

F - Darius Days
F - Trendon Watford
F - Mwani Wilkinson
G - Javonte Smart
G - Cameron Thomas

Kentucky (A-L)

F - Darius Days
F - Trendon Watford
F - Mwani Wilkinson
G - Javonte Smart
G - Cameron Thomas

Texas A&M (A-W)

F - Darius Days
F - Trendon Watford
F - Mwani Wilkinson
G - Javonte Smart
G - Cameron Thomas

Texas Tech (H-L)

F - Darius Days
F - Trendon Watford
F - Mwani Wilkinson
G - Javonte Smart
G - Cameron Thomas

Alabama (A-L)

F - Josh LeBlanc
F - Trendon Watford
F - Mwani Wilkinson
G - Javonte Smart
G - Cameron Thomas

Mississippi State (A-W)

F - Darius Days
F - Trendon Watford
F - Aundre Hyatt
G - Javonte Smart
G - Cameron Thomas

Tennessee (H-W)

F - Darius Days
F - Trendon Watford
F - Aundre Hyatt
G - Javonte Smart
G - Cameron Thomas

Auburn (H-W)

F - Darius Days
F - Trendon Watford
F - Aundre Hyatt
G - Javonte Smart
G - Cameron Thomas

Georgia (A-L)

F - Darius Days
F - Trendon Watford
F - Aundre Hyatt
G - Javonte Smart
G - Cameron Thomas

Arkansas (A-L)

F - Darius Days
F - Trendon Watford
F - Aundre Hyatt
G - Javonte Smart
G - Cameron Thomas

Vanderbilt (H-W)

F - Darius Days
F - Trendon Watford
F - Aundre Hyatt
G - Javonte Smart
G - Cameron Thomas

Missouri (A-W)

F - Darius Days
F - Trendon Watford
F - Aundre Hyatt
G - Javonte Smart
G - Cameron Thomas

Ole Miss (SECT-W)

F - Darius Days
F - Trendon Watford
F - Aundre Hyatt
G - Javonte Smart
G - Cameron Thomas

Arkansas (SECT-W)

F - Darius Days
F - Trendon Watford
F - Aundre Hyatt
G - Javonte Smart
G - Cameron Thomas

Alabama (SECT-L)

F - Darius Days
F - Trendon Watford
F - Aundre Hyatt
G - Javonte Smart
G - Cameron Thomas

St. Bonaventure (NCAA-W)

F - Darius Days
F - Trendon Watford
F - Aundre Hyatt
G - Javonte Smart
G - Cameron Thomas

Michigan (NCAA-L)

F - Darius Days
F - Trendon Watford
F - Aundre Hyatt
G - Javonte Smart
G - Cameron Thomas

Lineup Records

Record: 10-5

F - Darius Days
F - Trendon Watford
F - Aundre Hyatt
G - Javonte Smart
G - Cameron Thomas

Record: 7-5

F - Darius Days
F - Trendon Watford
F - Mwani Wilkinson
G - Javonte Smart
G - Cameron Thomas

Record: 1-0

F - Darius Days
F - Trendon Watford
F - Mwani Wilkinson
G - Charles Manning Jr.
G - Cameron Thomas

Record: 1-0

F - Darius Days
F - Trendon Watford
G - Mwani Wilkinson
G - Eric Gaines
G - Cameron Thomas

Series Record vs. 2021-22 SEC Opponents

ALABAMA

Alabama leads: 112-74
Last Meeting: March 14, 2021
Score: Alabama 80, LSU 79 (at Nashville, Tenn.)
At Baton Rouge: LSU leads, 50-34
At Tuscaloosa: Alabama leads, 69-19
At Neutral Sites: Alabama leads, 7-5
Present Streak: Alabama 4 wins

ARKANSAS

Arkansas leads: 38-34
Last Meeting: March 13, 2021
Score: LSU 78, Arkansas 71 (at Nashville, Tenn.)
At Baton Rouge: LSU leads, 19-12
At Fayetteville: Arkansas leads, 21-8
At Neutral Sites: LSU leads, 7-5
Present Streak: LSU 1 win

AUBURN

LSU leads: 87-70
Last meeting: Feb. 20, 2021
Score: LSU 104, Auburn 80 (BR)
At Baton Rouge: LSU leads, 48-25
At Auburn: Auburn leads, 39-35
At Neutral Sites: Auburn leads, 6-4
Present Streak: LSU 1 win

FLORIDA

LSU leads: 65-50
Last meeting: Jan. 2, 2021
Score: Florida 83, LSU 79 (Gainesville)
At Baton Rouge: LSU leads, 37-15
At Gainesville: Florida leads, 32-19
At Neutral Sites: LSU leads, 8-4
Present Streak: Florida 2 wins

GEORGIA

LSU leads: 68-49
Last meeting: Feb. 23, 2021
Score: Georgia 91, LSU 78 (Athens)
At Baton Rouge: LSU leads, 39-15
At Athens: Georgia leads, 29-22
At Neutral Sites: LSU leads, 8-4
Present Streak: Georgia 1 win

KENTUCKY

Kentucky leads: 91-27
Last meeting: Jan. 23, 2021
Score: Kentucky 82, LSU 69 (Lexington)
At Baton Rouge: Kentucky leads, 31-18
At Lexington: Kentucky leads, 45-6
At Neutral Sites: Kentucky leads, 15-3
Present Streak: Kentucky 2 win

MISSISSIPPI

LSU leads: 126-88
Last meeting: March 12, 2021
Score: LSU 76, Ole Miss 73 (Oxford)
At Baton Rouge: LSU leads, 78-30
At Oxford: Ole Miss leads, 55-41
At Neutral Sites: LSU leads, 7-3
Present Streak: LSU 6 wins

MISSISSIPPI STATE

LSU leads: 113-102
Last meeting: February 10, 2021
Score: LSU 94, Mississippi State 80 (Starkville)
At Baton Rouge: LSU leads, 70-36
At Starkville: Mississippi State leads, 60-40
At Neutral Sites: Mississippi State leads, 6-3
Present Streak: LSU 3 wins

MISSOURI

LSU leads: 9-2
Last meeting: March 6, 2021
Score: LSU 86, Missouri 80 (Columbia)
At Baton Rouge: LSU leads, 5-0
At Columbia: LSU leads, 3-2
At Neutral Site: LSU leads, 1-0
Present Streak: LSU 6 wins

SOUTH CAROLINA

Tied: 18-18
Last meeting: Jan. 16, 2021
Score: LSU 85, South Carolina 80 (BR)
At Baton Rouge: LSU leads, 9-6
At Columbia: LSU leads, 9-8
At Neutral Sites: USC leads, 4-0
Present Streak: LSU 3 wins

TENNESSEE

Tennessee leads: 65-49
Last meeting: Feb. 13, 2021
Score: LSU 78, Tennessee 65 (BR)
At Baton Rouge: LSU leads, 28-25
At Knoxville: Tennessee leads, 33-17
At Neutral Sites: Tennessee leads, 7-4
Present Streak: LSU 3 wins

TEXAS A&M

LSU leads: 26-18
Last meeting: Jan. 26, 2021
Score: LSU 78, A&M 66 (Bryan-College Station)
At Baton Rouge: LSU leads, 17-3
At College Station: Texas A&M leads, 10-6
At Neutral Sites: Texas A&M leads, 4-3
Present Streak: LSU 8 wins

VANDERBILT

Vandy leads: 64-55
Last meeting: March 2, 2021
Score: LSU 83, Vanderbilt 68 (BR)
At Baton Rouge: LSU leads, 33-20
At Nashville: Vanderbilt leads, 39-16
At Neutral Sites: LSU leads, 6-5
Present Streak: LSU 1 win

2022 SEC Tournament



The Southeastern Conference Men's Basketball Tournament makes a return trip to Tampa as it takes a one-year break from its long-running spot at Bridgestone Arena in Nashville.

The March 2022 event will be held at the AMALIE Arena, the home of the Tampa Bay Lightning of the NHL.

It will be the second time the event has been held in Tampa with the tournament last held at what was then the St. Pete Times Forum in 2009. Mississippi State defeated Tennessee, 64-61, to win the league championship. LSU lost to State in the semifinals that year.

Since the tournament's last appearance, AMALIE Arena has had more than \$62 million in improvements that have made it the premier entertainment venue in the state of Florida. The Lightning are also the 2004, 2020 and 2021 Stanley Cup Champions. The building was originally called the Ice Palace when it first opened in Oct. 12, 1996. The Arena hosts more than 150 events per year, which ranks among the top venues in North America.

The winner of the 13-game tournament receives the SEC's automatic bid to the NCAA Tournament. The tournament seeds are determined by the 18-game conference schedule during the regular season. Teams are seeded 1-14 based on their regular season conference finish.

Atlanta served as host of the inaugural SEC Tournament played following the 1932-33 season and did so again after the 1933-34 season. The event was held every year through 1952, with the exception of 1935. After a 26-year layoff (1953-78), the tournament was renewed in 1979. The 2021 tournament will be the 62nd in league history and the 43rd since the renewal.

The event has helped set the stage for SEC teams in the NCAA Tournament, as 24 of the tournament champions since the tournament resumed in 1979 have advanced to at least the Sweet 16. Three of the last 13 SEC Tournament champions have gone on to win the national championship. Kentucky leads the league with 31 SEC Tournament titles. Alabama is second with seven, while Tennessee and Florida are tied for third with four. Mississippi State has three championship trophies while Auburn, Georgia, Ole Miss and Vanderbilt have two. Arkansas, LSU and former league member Georgia Tech have each won one SEC Tournament championship.

Future SEC Tournament Dates & Sites

March 2023-2035
Nashville, Tennessee
(Bridgestone Arena)

2022 SEC Tournament

March 9-13 • AMALIE Arena • Tampa, Florida

First Round - March 9 (Wednesday)

Game 1 Seed #12 vs. Seed #13 (SEC Network) 7 p.m. ET
Game 2 Seed #11 vs. Seed #14 (SEC Network), 25 minutes after

Second Round - March 10 (Thursday)

Game 3 Seed #8 vs. Seed #9 (SEC Network) 1 p.m. ET
Game 4 Seed #5 vs. Winner of Game 1 (SEC Network) 25 minutes after

Game 5 Seed #7 vs. Seed #10 (SEC Network) 7 p.m. ET
Game 6 Seed #6 vs. Winner of Game 2 (SEC Network) 25 minutes after

Quarterfinals - March 11 (Friday)

Game 7 Game 3 Winner vs. Seed #1 (ESPN) 1 p.m. ET
Game 8 Game 4 Winner vs. Seed #4 (ESPN) 25 minutes after

Game 9 Game 5 Winner vs. Seed #2 (SEC Network) 7 p.m. ET
Game 10 Game 6 Winner vs. Seed #3 (SEC Network) 25 minutes after

Semifinals - March 12 (Saturday)

Game 11 Game 7 Winner vs. Game 8 Winner (ESPN), 1 p.m. ET

Game 12 Game 9 Winner vs. Game 10 Winner (ESPN), 25 minutes after

Championship - March 13 (Sunday)

Game 13 Gm 11 Winner vs. Gm 12 Winner (ESPN), 1 p.m. ET

LSU's SEC Tournament History

1933 - Atlanta Athletic Club, Atlanta, Ga.

First Round - LSU 57, Auburn 33
Quarterfinals - LSU 55, Tennessee 43
Semifinals - Kentucky 51, LSU 38

1934 - Atlanta Athletic Club, Atlanta, Ga.

Quarterfinals - Tennessee 42, LSU 35

1936 - Alumni Memorial Gym, Knoxville, Tenn.

Quarterfinals - Alabama 52, LSU 30

1937 - Alumni Memorial Gym, Knoxville, Tenn.

Quarterfinals - Kentucky 57, LSU 37

1938 - Huey Long Field House, Baton Rouge, La.

Quarterfinals - LSU 60, Auburn 34
Semifinals - Ole Miss 68, LSU 40

1939 - Alumni Memorial Gym, Knoxville, Tenn.

First Round - LSU 55, Sewanee 35
Quarterfinals - LSU 50, Georgia 28
Semifinals - Kentucky 53, LSU 34

1940 - Alumni Memorial Gym, Knoxville, Tenn.

First Round - LSU 57, Tulane 44
Quarterfinals - Alabama 51, LSU 25

1941 - Jefferson County Armory, Louisville, Ky.

First Round - Vanderbilt 63, LSU 49

1942 - Jefferson County Armory, Louisville, Ky.

Quarterfinals - Alabama 45, LSU 31 (OT)

1943 - Jefferson County Armory, Louisville, Ky.

First Round - LSU 67, Auburn 38
Quarterfinals - LSU 46, Alabama 41
Semifinals - Tennessee 52, LSU 34

1944 - Jefferson County Armory, Louisville, Ky.

Semifinals - Kentucky 55, LSU 28

1945 - Jefferson County Armory, Louisville, Ky.

Quarterfinals - Kentucky 68, LSU 37

1946 - Jefferson County Armory, Louisville, Ky.

First Round - LSU 74, Tulane 29
Quarterfinals - LSU 69, Ole Miss 34
Semifinals - LSU 60, Georgia 41
Finals - Kentucky 59, LSU 36

1947 - Jefferson County Armory, Louisville, Ky.

First Round - LSU 61, Ole Miss 36
Quarterfinals - LSU 60, Florida 45
Semifinals - Tulane 63, LSU 50

1948 - Jefferson County Armory, Louisville, Ky.

Quarterfinals - Kentucky 63, LSU 47

1949 - Jefferson County Armory, Louisville, Ky.

First Round - LSU 55, Georgia Tech 53
Quarterfinals - LSU 60, Vanderbilt 56
Semifinals - Tulane 72, LSU 63

1950 - Jefferson County Armory, Louisville, Ky.

First Round - LSU 66, Florida 57
Quarterfinals - LSU 73, Auburn 45
Semifinals - Tennessee 81, LSU 79 (OT)

1951 - Jefferson County Armory, Louisville, Ky.

Quarterfinals - LSU 62, Ole Miss 57
Semifinals - Vanderbilt 75, LSU 63

1952 - Jefferson County Armory, Louisville, Ky.

First Round - LSU 77, Mississippi State 44
Quarterfinals - LSU 75, Ole Miss 60
Semifinals - LSU 77, Florida 69
Finals - Kentucky 44, LSU 43

1979 - Birmingham Coliseum, Birmingham, Ala.

Semifinals - (6) Kentucky 80, (1) LSU 67

1980 - Birmingham Coliseum, Birmingham, Ala.

Quarterfinals - (2) LSU 95, (10) Florida 82
Semifinals - (2) LSU 73, (3) Alabama 66
Finals - (2) LSU 80, (1) Kentucky 78

1981 - Birmingham Coliseum, Birmingham, Ala.

Quarterfinals - (1) LSU 85, (8) Florida 73
Semifinals - (5) Georgia 68, (1) LSU 60

1982 - Rupp Arena, Lexington, Ky.

Quarterfinals - (4) Ole Miss 59, (5) LSU 52

1983 - Birmingham Coliseum, Birmingham, Ala.

Quarterfinals - (7) Tennessee 74, (2) LSU 71

1984 - Memorial Gymnasium, Nashville, Tenn.

Quarterfinals - (5) Alabama 72, (4) LSU 70 (OT)

1985 - Birmingham Coliseum, Birmingham, Ala.

Quarterfinals - (8) Auburn 58, (1) LSU 55

1986 - Rupp Arena, Lexington, Ky.

Quarterfinals - (5) LSU 72, (4) Florida 66
Semifinals - (1) Kentucky 61, (5) LSU 58

1987 - The Omni, Atlanta, Ga.

First Round - (7) LSU 68, (10) Mississippi St. 54
Quarterfinals - (7) LSU 72, (2) Florida 66
Semifinals - (7) LSU 89, (3) Georgia 88 (2OT)
Finals - (1) Alabama 69, (7) LSU 62

1988 - Maravich Center, Baton Rouge, La.

Quarterfinals - (4) LSU 87, (5) Vanderbilt 80
Semifinals - (1) Kentucky 86, (4) LSU 80

1989 - Thompson-Boling Arena, Knoxville, Tenn.

Quarterfinals - (5) Tennessee 95, (4) LSU 77

1990 - Orlando Arena, Orlando, Fla.

Quarterfinals - (6) Auburn 78, (3) LSU 76

1991 - Memorial Gym, Nashville, Tenn.

Quarterfinals - (7) Auburn 92, (2) LSU 77

1992 - BJCC, Birmingham, Ala.

Quarterfinals - (W2) LSU 99, (E3) Tennessee 89
Semifinals - (E1) Kentucky 80, (W2) LSU 74

1993 - Rupp Arena, Lexington, Ky.

Quarterfinals - (W2) LSU 89, (W5) Ole Miss 70
Semifinals - (W2) LSU 72, (E1) Vanderbilt 62
Finals - (E2) Kentucky 82, (W2) LSU 65

1994 - The Pyramid, Memphis, Tenn.

First Round - (E4) Georgia 83, (W5) LSU 70

1995 - Georgia Dome, Atlanta, Ga.

First Round - (E4) Vanderbilt 85, (W5) LSU 61

1996 - Louisiana Superdome, New Orleans, La.

First Round - (E3) South Carolina 85, (W6) LSU 76

1997 - The Pyramid, Memphis, Tenn.

First Round - (E3) Georgia 75, (W6) LSU 54

1998 - Georgia Dome, Atlanta, Ga.

First Round - (E3) Tennessee 73, (W6) LSU 62

1999 - Georgia Dome, Atlanta, Ga.

First Round - (E3) Florida 97, (W6) LSU 75

2000 - Georgia Dome, Atlanta, Ga.

Quarterfinals - (W1) LSU 71, (E4) Vanderbilt 60
Semifinals - (W2) Arkansas 69, (W1) LSU 67

2001 - Gaylord Center, Nashville, Tenn.

First Round - (W6) LSU 63, (E3) Georgia 62
Quarterfinals - (W2) Arkansas 77, (W6) LSU 72

2002 - Georgia Dome, Atlanta, Ga.

First Round - (W4) LSU 69, (E5) Vanderbilt 62
Quarterfinals - (W4) LSU 78, (E3) Georgia 76
Semifinals - (W2) Mississippi St. 57, (W4) LSU 51

2003 - Louisiana Superdome, New Orleans, La.

First Round - (W3) LSU 85, (W6) Arkansas 56
Quarterfinals - (W3) LSU 65, (E2) Florida 61
Semifinals - (W1) Mississippi St. 76, (W3) LSU 61

2004 - Georgia Dome, Atlanta, Ga.

Quarterfinals - (E3) S. Carolina 85, (W2) LSU 64

2005 - Georgia Dome, Atlanta, Ga.

Quarterfinals - (W2) LSU 89, (W6) Auburn 58
Semifinals - (E1) Kentucky 79, (W2) LSU 78 (ot)

2006 - Gaylord Center, Nashville, Tenn.

Quarterfinals - (W1) LSU 92, (E4) Vanderbilt 73
Semifinals - (E2) Florida 81, (W1) LSU 65

2007 - Georgia Dome, Atlanta, Ga.

First Round -- (W6) LSU 76, (E3) Tenn. 67 (ot)
Quarterfinals -- (W2) Ole Miss 80, (W6) LSU 60

2008 - Georgia Dome, Atlanta, Ga.

First Round -- (E5) South Carolina 77, (W4) LSU 73

2009 -- St. Pete Times Forum, Tampa, Fla.

Quarterfinals -- (W1) LSU 67, (E4) Kentucky 58
Semifinals -- (W3) Mississippi St. 67, (W1) LSU 57

2010 -- Bridgestone Arena, Nashville, Tenn.

First Round -- (E3) Tennessee 59, (W6) LSU 49

2011 -- Georgia Dome, Atlanta, Ga.

First Round -- (E3) Vanderbilt 62, (W6) LSU 50

2012 -- New Orleans Arena, New Orleans, La.

First Round - (8) LSU 70, (9) Arkansas 54
Quarterfinals - [1] Kentucky 60, [8] LSU 51

2013 -- Bridgestone Arena, Nashville, Tenn.

Second Round - (9) LSU 68, (8) Georgia 63
Quarterfinals -- (1) Florida 80, (9) LSU 58

2014 -- Georgia Dome, Atlanta, Ga.

Second Round - (7) LSU 68, (10) Alabama 56
Quarterfinals - (2) Kentucky 85, (7) LSU 67

2015 -- Bridgestone Arena, Nashville, Tenn.

Quarterfinals -- (13) Auburn 73, (4) Auburn 70 (ot)

2016 -- Bridgestone Arena, Nashville, Tenn.

Quarterfinals -- (4) LSU 75, Tennessee (12) 64
Semifinals -- (1) Texas A&M 71, LSU (4) 38

2017 -- Bridgestone Arena, Nashville, Tenn.

First Round -- (11) Miss. State 79, LSU (14) 52

2018 -- Scottrade Arena * St. Louis, Missouri

Second Round -- (7) Miss. State 80, LSU (10) 77

2019 -- Bridgestone Arena * Nashville, Tennessee

Quarterfinals -- (8) Florida 76, LSU (1) 73

2020 -- Bridgestone Arena * Nashville, Tennessee

LSU the 3rd seed. Canceled after day 1 -- national pandemic.

2021 -- Bridgestone Arena * Nashville, Tennessee

Quarterfinals -- (3) LSU 76, Ole Miss (6) 73
Semifinals -- (3) LSU 78, Arkansas (2) 71
Finals -- (1) Alabama 80, LSU (3) 79

Scoring Records

CAREER LEADERS

Average (Min. 1,000 Points)

Name	Year	G	Pts	Average
1. Pete Maravich	1967-70	83	3,667	44.18
2. ** Mahmoud Abdul-Rauf	1988-90	64	1,854	28.97
3. Bob Pettit	1951-54	70	1,916	27.37
4. Shaquille O'Neal	1989-92	90	1,941	21.57
5. Glenn Hansen	1973-75	50	1,027	20.54
6. Marcus Thornton	2007-09	66	1,347	20.41
7. Ronnie Henderson	1993-96	77	1,561	20.27
8. Kenny Higgs	1974-78	106	1,896	17.89
9. Roger Sigler	1953-57	77	1,338	17.38
10. Dick Maile	1962-65	74	1,284	17.35
11. Rudy Macklin	1976-81	123	2,080	16.91
12. Glen Davis	2004-07	95	1,587	16.71
13. Al Sanders	1969-72	83	1,383	16.66
14. DeWayne Scales	1977-80	84	1,357	16.15
15. Bill Newton	1969-72	84	1,339	15.94
16. John Williams	1984-86	66	1,046	15.85
17. Tremont Waters	2017-19	66	1,029	15.59
18. Joe Dean	1949-52	72	1,116	15.50
19. Howard Carter	1979-83	128	1,942	15.17
20. Tasmin Mitchell	2005-10	137	1,989	14.52

Points

Name	Year	G	Points
1. Pete Maravich	1967-70	83	3,667
2. Rudy Macklin	1976-81	123	2,080
3. Tasmin Mitchell	2005-10	137	1,989
4. Howard Carter	1979-83	128	1,942
5. Shaquille O'Neal	1989-92	90	1,941
6. Bob Pettit	1951-54	70	1,916
7. Kenny Higgs	1974-78	106	1,896
8. Mahmoud Abdul-Rauf	1988-90	64	1,854
9. Ronald Dupree	1999-03	129	1,726
10. Skylar Mays	2016-20	130	1,617
11. Derrick Taylor	1981-82; 83-86	124	1,590
12. Glen Davis	2004-07	95	1,587
13. Darrel Mitchell	2002-06	127	1,569
14. Ronnie Henderson	1993-96	77	1,561
15. Vernel Singleton	1988-92	125	1,513
16. Leonard Mitchell	1980-84	118	1,508
17. Ricky Blanton	1984-86; 87-89	129	1,501
18. Torris Bright	2000-03	129	1,463
19. Nikita Wilson	1983-87	110	1,384
20. Al Sanders	1969-72	83	1,383

SEASON LEADERS

Average (Minimum 20 Games)

Name	Year	G	Pts	Average
1. Pete Maravich	1969-70	31	1381	44.55
2. Pete Maravich	1968-69	26	1148	44.15
3. Pete Maravich	1967-68	26	1138	43.77
4. Bob Pettit	1953-54	25	785	31.40
5. Mahmoud Abdul-Rauf	1988-89	32	965	30.16
6. Mahmoud Abdul-Rauf	1989-90	32	889	27.78
7. Shaquille O'Neal	1990-91	28	774	27.64
8. Bob Pettit	1951-52	24	612	25.50
9. Roger Sigler	1955-56	20	501	25.05
10. Bob Pettit	1952-53	21	519	24.71
11. Shaquille O'Neal	1991-92	30	722	24.07
12. Ronnie Henderson	1994-95	27	630	23.32
13. Cameron Thomas	2020-21	29	668	23.03
14. Kenny Higgs	1975-76	26	577	22.19
15. Ronnie Henderson	1995-96	23	502	21.83
16. Glenn Hansen	1974-75	25	542	21.68
17. Marcus Thornton	2008-09	35	739	21.11
18. Al Sanders	1970-71	25	523	20.92
19. Dick Maile	1963-64	25	518	20.72
20. Ricky Blanton	1988-89	32	648	20.25

Points

Name	Year	G	Pts
1. Pete Maravich	1969-70	31	1,381
2. Pete Maravich	1968-69	26	1,148
3. Pete Maravich	1967-68	26	1,138
4. Mahmoud Abdul-Rauf	1988-89	32	965
5. Mahmoud Abdul-Rauf	1989-90	32	889
6. Bob Pettit	1953-54	25	785
7. Shaquille O'Neal	1990-91	28	774
8. Marcus Thornton	2008-09	35	739
9. Shaquille O'Neal	1991-92	30	722
10. Glen Davis	2005-06	36	669
11. Cameron Thomas	2020-21	29	668
12. John Williams	1985-86	37	658
13. Ricky Blanton	1988-89	32	648
14. Ben Simmons	2015-16	33	632
Anthony Wison	1986-87	39	632
16. Ronnie Henderson	1994-95	27	630
17. Marcus Thornton	2007-08	31	608
18. Darrel Mitchell	2005-06	36	604
19. Kenny Higgs	1975-76	26	577
20. Howard Carter	1980-81	36	576

SINGLE GAME

Name	Date	Opponent	Pts
1. Pete Maravich	Feb. 7, 1970	Alabama	69
2. Pete Maravich	Feb. 10, 1969	Tulane	66
3. Pete Maravich	Feb. 21, 1970	Kentucky	64
4. Pete Maravich	Dec. 11, 1969	Vanderbilt	61
5. Bob Pettit	Dec. 7, 1953	Louisiana College	60
6. Pete Maravich	Feb. 17, 1968	Alabama	59
7. Pete Maravich	March 8, 1969	Georgia	58
Pete Maravich	Dec. 22, 1967	Miss. State	58
9. Bob Pettit	Dec. 22, 1967	Georgia	57
10. Mahmoud Abdul-Rauf	March 4, 1989	Ole Miss	55
Pete Maravich	March 2, 1970	Miss. State	55
Pete Maravich	Jan. 24, 1970	Kentucky	55
Pete Maravich	Jan. 3, 1970	Alabama	55
Pete Maravich	March 3, 1969	Miss. State	55
Pete Maravich	Dec. 14, 1968	Tulane	55
Pete Maravich	Feb. 21, 1968	Tulane	55
Pete Maravich	Jan. 3, 1968	Auburn	55

Single-Game Scoring In First Varsity Game

(based on box scores through 1976-77 & Pete Maravich's first game in 1967.)

Name	Date	Opponent	Pts
1. Pete Maravich	Dec. 2, 1967	Tampa	48
2. Cameron Thomas	Nov. 26, 2020	SIUE	27
Tremont Waters	Nov. 10, 2017	Alcorn State	27
Marcus Thornton	Nov. 12, 2007	Southeastern	27
5. Lester Earl	April 22, 1996	Troy	25
6. Duop Reath	Nov. 12, 2016	Wofford	23
7. Antonio Blakeney	Nov. 13, 2015	McNeese	22
Randy Livingston	Nov. 25, 1994	Southeastern	22
Jose Vargas	Nov. 28, 1986	Loyola Chicago	22
10. Jarell Martin	Nov. 15, 2014	Gardner Webb	21
Jordan Mickey	Nov. 15, 2014	Gardner Webb	21
Ralston Turner	Nov. 12, 2010	Northwestern State	21
Andre Stringer	Nov. 12, 2010	Northwestern State	21
Ronald Dupree	Nov. 20, 1999	Grambling State	21
Ronnie Henderson	Nov. 26, 1993	Texas	21
John Williams	Nov. 28, 1984	Loyola (Chicago)	21

-- ** Mahmoud Abdul-Rauf played as Chris Jackson at LSU

Field Goal Records

CAREER LEADERS

Field Goals Made

Name	Year	G	FGM
1. Pete Maravich	1967-70	83	1,387
2. Rudy Macklin	1976-81	123	852
3. Howard Carter	1979-83	128	806
4. Shaquille O'Neal	1989-92	90	786
5. Tasmin Mitchell	2006-10	137	762
6. Bob Pettit	1951-54	70	721
7. Kenny Higgs	1974-78	106	687
8. Ronald Dupree	2000-03	129	665
9. ** Mahmoud Abdul-Rauf	1988-90	64	664
10. Leonard Mitchell	1980-84	118	630
11. Derrick Taylor	1981-82; 83-86	124	622
12. DeWayne Scales	1977-80	84	610
13. Ricky Blanton	1984-86; 87-89	129	581
14. Glen Davis	2004-07	95	566
15. Nikita Wilson	1983-87	110	563

Field Goals Attempted

Name	Year	G	FGA
1. Pete Maravich	1967-70	83	3,175
2. Tasmin Mitchell	2005-10	137	1,639
3. Howard Carter	1979-83	128	1,629
4. Kenny Higgs	1974-78	106	1,566
5. Bob Pettit	1951-54	70	1,530
6. Rudy Macklin	1976-81	123	1,431
7. Mahmoud Abdul-Rauf	1988-90	64	1,401
8. Ronald Dupree	2000-03	129	1,376
9. Dick Maile	1962-65	74	1,314
10. Derrick Taylor	1981-82; 83-86	124	1,302
11. Shaquille O'Neal	1989-92	90	1,289
Ronnie Henderson	1993-96	77	1,289
13. Clarence Ceasar	1991-95	112	1,286
14. Roger Sigler	1953-57	77	1,258
15. Darrel Mitchell	2002-06	127	1,222

Field Goal Percentage (Min. 250 Attempts)

Name	Year	PCT.
1. Dave Ramsden (164-255)	1967-69	.6431
2. Shaquille O'Neal (786-1,289)	1989-92	.6098
3. Tyrus Thomas (152-250)	2005-06	.6080
4. Rudy Macklin (852-1,431)	1976-81	.5954
5. Al Sanders (525-897)	1969-72	.5853
6. Emmitt Williams (234-404)	2018-20	.5792
7. Stanley Roberts (200-347)	1989-90	.5764
8. Jaime Lloreda (284-497)	2002-04	.5714
9. Vernel Singleton (540-964)	1988-92	.5602
10. Stromile Swift (253-452)	1998-2000	.5597
11. Ben Simmons (216-386)	2015-16	.5596
12. Floyd Bailey (257-461)	1974-78	.5575
13. Bill Newton (558-1,025)	1969-72	.5444
14. Nikita Wilson (563-1,037)	1983-87	.5429
15. Collis Temple, Jr., (317-586)	1971-74	.5410

SEASON LEADERS

Field Goals Made

Name	Year	G	FGM
1. Pete Maravich	1969-70	31	522
2. Pete Maravich	1968-69	26	433
3. Pete Maravich	1967-68	26	432
4. Mahmoud Abdul-Rauf	1988-89	32	359
5. Shaquille O'Neal	1990-91	28	312
6. Mahmoud Abdul-Rauf	1989-90	32	305
7. Shaquille O'Neal	1991-92	32	294
8. Bob Pettit	1953-54	25	281
9. John Williams	1985-86	37	269
10. Marcus Thornton	2008-09	35	256
11. Glen Davis	2005-06	36	250
Ricky Blanton	1988-89	32	250
13. Bob Pettit	1951-52	24	247

14. Howard Carter	1982-83	32	234
15. Anthony Wilson	1986-87	39	233
Howard Carter	1980-81	36	233

Field Goals Attempted

Name	Year	G	FGM
1. Pete Maravich	1969-70	31	1,168
2. Pete Maravich	1967-68	26	1,031
3. Pete Maravich	1968-69	26	976
4. Mahmoud Abdul-Rauf	1988-89	32	739
5. Mahmoud Abdul-Rauf	1989-90	32	662
6. Bob Pettit	1953-54	25	573
7. Bob Pettit	1951-52	24	563
8. Marcus Thornton	2008-09	35	542
9. John Williams	1985-86	37	540
10. Anthony Wilson	1986-87	39	517
11. Ronnie Henderson	1994-95	27	511
12. Dick Maile	1963-64	25	507
13. Glen Davis	2005-06	36	505
14. Cameron Thomas	2020-21	29	500
15. Shaquille O'Neal	1990-91	28	497

Field Goal Percentage (Min. 100 Attempts)

Name	Year	PCT.
1. David Ramsden (112-166)	1968-69	.6747
2. Ralph Jukkola (125-196)	1967-68	.6378
3. Shaquille O'Neal (312-497)	1990-91	.6278
4. Rudy Macklin (223-357)	1980-81	.6246
5. Rudy Macklin (217-349)	1977-78	.6218
6. Kavell Bigby-Williams (111-180)	2018-19	.6167
7. Shaquille O'Neal (294-478)	1991-92	.6151
8. Emmitt Williams (89-145)	2018-19	.6138
9. Stromile Swift (208-342)	1999-00	.6082
10. Tyrus Thomas (152-250)	2005-06	.6080
11. Rudy Macklin (232-383)	1979-80	.6057
12. Al Sanders (171-287)	1971-72	.5958
13. Ricky Blanton (94-159)	1985-86	.5912
14. Bill Newton (143-242)	1969-70	.5909
15. Vernel Singleton (98-166)	1989-90	.5904

SINGLE GAME

Field Goals Made

Name	Date	Opponent	FGM
1. Pete Maravich	Feb. 7, 1970	Alabama	26
Pete Maravich	Dec. 11, 1969	Vanderbilt	26
3. Pete Maravich	Feb. 10, 1969	Tulane	25
4. Pete Maravich	Feb. 17, 1968	Alabama	24
5. Pete Maravich	Feb. 21, 1970	Kentucky	23
Bob Pettit	Jan. 9, 1954	Georgia	23

Field Goals Attempted

Name	Date	Opponent	FGA
1. Pete Maravich	Feb. 7, 1970	Alabama	57
Pete Maravich	Jan. 29, 1969	Vanderbilt	57
3. Pete Maravich	Dec. 11, 1969	Vanderbilt	54
4. Pete Maravich	Feb. 22, 1969	Kentucky	53
5. Pete Maravich	Feb. 17, 1968	Alabama	52

Field Goal Percentage (Min. 10 Attempts)

Name	Date	Opponent	FG Pct.
1. Rudy Macklin (12-12)	Jan. 5, 1980	Miss. State	1.000
Stanley Roberts (10-10)	Feb. 3, 1990	Loyola Marymount	1.000
Bill Wilson (10-10)	Jan. 4, 1964	Georgia	1.000
4. Brandon Bass (11-12)	Nov. 21, 2004	UL-Lafayette	.917
Nikita Wilson (11-12)	Nov. 22, 1985	Montana State	.917
Rudy Macklin (11-12)	Jan. 18, 1977	Ole Miss	.917
Ray Lewis (11-12)	Feb. 20, 1962	Alabama	.917

-- ** Mahmoud Abdul-Rauf played as Chris Jackson at LSU.

Three-Point Field Goal Records

CAREER LEADERS

Three-Point Field Goals Made

Name	Year	G	FGM
1. Darrel Mitchell	2002-06	127	258
2. Andre Stringer	2010-14	125	242
3. Torris Bright	2000-03	129	237
4. Ronnie Henderson	1993-96	77	189
5. Clarence Ceasar	1991-95	112	175
6. Antonio Hudson	2001-05	124	174
7. Skylar Mays	2016-20	130	173
8. ** Mahmoud Abdul-Rauf	1988-90	64	172
9. Collis Temple III	2000-03	119	171
10. Marcus Thornton	2007-09	66	168
11. Anthony Hickey	2011-14	96	166
12. Javonte Smart	2018-21	93	157
Maurice Carter	1995-99	108	157
14. Bo Spencer	2007-10	93	141
15. Tremont Waters	2017-19	66	128

Three-Point Field Goals Attempted

Name	Year	G	FGA
1. Andre Stringer	2010-14	125	680
2. Darrel Mitchell	2002-06	127	651
3. Torris Bright	2000-03	129	605
4. Ronnie Henderson	1993-96	77	586
5. Clarence Ceasar	1991-95	112	527
6. Anthony Hickey	2011-14	124	503
7. Skylar Mays	2016-20	130	501
8. Antonio Hudson	2001-05	124	477
9. ** Mahmoud Abdul-Rauf	1988-90	64	462
10. Collis Temple III	2000-03	119	460
11. Javonte Smart	2011-14	93	447
12. Maurice Carter	1995-99	108	443
13. Marcus Thornton	2007-09	66	440
14. Bo Spencer	2007-10	93	426
15. Garrett Temple	2005-09	134	406
15. Tremont Waters	2017-19	66	376

Three-Point FG Percentage (Min. 75 Attempts)

Name	Year	PCT.
1. Justin Anderson (45-92)	1991-92	.4891
2. Anthony Wilson (95-224)	1986-87	.4241
3. Ricky Blanton (46-112)	1984-86; 87-89	.4107
4. Keith Hornsby (111-277)	2014-16	.4007
5. Mike Hansen (113-285)	1990-93	.3965
6. Darrel Mitchell (258-651)	2002-06	.3963
7. Torris Bright (237-605)	2000-03	.3917
8. Landers Nolley (59-154)	1994-96	.3831
9. Jamie Brandon (72-188)	1991-94	.3830
10. Marcus Thornton (168-440)	2007-09	.3818
11. Duop Reath (30-80)	2016-18	.3750
12. Mahmoud Abdul-Rauf (172-462)	1988-90	.3723
13. Brian Beshara (122-328)	1998-01	.3720
14. Collis Temple III (171-460)	2000-03	.3717
15. Charles Carmouche (49-132)	2012-13	.3712

SEASON LEADERS

Three-Point Field Goals Made

Name	Year	G	FGA
1. Anthony Wilson	1986-87	39	95
2. Marcus Thornton	2007-08	35	90
3. Mahmoud Abdul-Rauf	1989-90	32	88
4. Mahmoud Abdul-Rauf	1988-89	32	84
5. Darrel Mitchell	2005-06	36	82
6. Marcus Thornton	2008-09	35	78
7. Torris Bright	2001-02	34	76
8. Andre Stringer	2013-14	34	74
9. Tremont Waters	2017-18	33	72
Keith Hornsby	2014-15	33	72
Ronnie Henderson	1993-94	27	72
12. Maurice Carter	1998-99	27	71
13. Javonte Smart	2020-21	28	70

14. Cameron Thomas	2020-21	29	68
Ronnie Henderson	1994-95	27	68

Three-Point FGs Attempted

Name	Year	G	FGM
1. Mahmoud Abdul-Rauf	1989-90	32	246
2. Marcus Thornton	2007-08	35	239
3. Ronnie Henderson	1993-94	27	228
4. Anthony Wilson	1986-87	39	224
5. Mahmoud Abdul-Rauf	1988-89	32	216
6. Bo Spencer	2009-10	30	215
7. Ronnie Henderson	1994-95	27	212
8. Cameron Thomas	2020-21	29	209
9. Darrel Mitchell	2005-06	36	208
10. Tremont Waters	2017-18	33	205
11. Marcus Thornton	2008-09	35	201
12. Torris Bright	2001-02	34	193
Andre Stringer	2010-11	32	193
14. Clarence Ceasar	1991-92	31	190
15. Andre Stringer	2013-14	30	184
Darrel Mitchell	2004-05	30	184

Three-Point FG Percentage (Min. 50 Attempts)

Name	Year	PCT.
1. Jamie Brandon (27-53)	1992-93	.5094
2. Justin Anderson (45-92)	1991-92	.4891
3. Fess Irvin (25-54)	1986-87	.4630
4. Mike Hansen (38-84)	1992-93	.4524
5. Brian Beshara (28-65)	1998-99	.4308
6. Darrel Mitchell (42-99)	2002-03	.4242
7. Anthony Wilson (95-224)	1986-87	.4241
8. Landers Nolley (37-88)	1994-95	.4205
9. Darrel Mitchell (67-160)	2003-04	.4188
10. Maurice Carter (71-171)	1998-99	.4152
11. Keith Hornsby (39-94)	2015-16	.4149
12. Andre Stringer (67-164)	2012-13	.4085
13. Torris Bright (62-152)	2002-03	.4079
14. Ricky Blanton (40-99)	1998-99	.4040
15. Bo Spencer (60-149)	2008-09	.4027

SINGLE GAME

Three-Point Field Goals Made

Name	Date	Opponent	FGM
1. Mahmoud Abdul-Rauf	Feb. 10, 1990	Tennessee	10
2. Mahmoud Abdul-Rauf	March 4, 1989	at Ole Miss	9
3. Marcus Thornton	Jan. 30, 2008	at Auburn	8
Maurice Carter	Jan. 2, 1999	Arkansas	8
Ronnie Henderson	Feb. 15, 1994	Kentucky	8
6. Maurice Carter	Dec. 19, 1998	Texas	7
Ronnie Henderson	Dec. 30, 1994	UMBC	7
Mike Hansen	Jan. 22, 1991	Tennessee	7
Mahmoud Abdul-Rauf	Feb. 18, 1990	Vanderbilt	7
Mahmoud Abdul-Rauf	Feb. 15, 1990	Kentucky	7
Mahmoud Abdul-Rauf	Jan. 4, 1990	Miss. State	7

Three-Point Field Goals Attempted

Name	Date	Opponent	FGA
1. Mahmoud Abdul-Rauf	Feb. 10, 1990	Tennessee	20
Mahmoud Abdul-Rauf	March 4, 1989	at Ole Miss	20
3. Mahmoud Abdul-Rauf	Feb. 15, 1990	Kentucky	17
4. Marcus Thornton	Jan. 16, 2008	Auburn	16
5. Marcus Thornton	Jan. 30, 2008	at Auburn	15
Maurice Carter	Jan. 2, 1999	Arkansas	15
Ronnie Henderson	Feb. 11, 1995	Alabama	15

Three-Point Field Goal Percentage (Min. 5 Attempts)

Name	Date	Opponent	FG Pct.
1. Antonio Hudson (6-6)	Nov. 21, 2004	UL-Lafayette	1.000
Tim Quarterman (5-5)	Jan. 30, 2016	Oklahoma	1.000
Collis Temple III (5-5)	Dec. 22, 2000	Nicholls	1.000
Torris Bright (5-5)	Dec. 20, 2000	Arizona	1.000
Darrel Mitchell (5-5)	Feb. 26, 2003	Auburn	1.000

Free Throw Records

CAREER LEADERS

Free Throws Made

Name	Year	G	FTM
1. Pete Maravich	1967-70	83	893
2. Kenny Higgs	1974-78	106	522
3. Bob Pettit	1951-54	70	474
4. Vernel Singleton	1988-92	125	432
5. Glen Davis	2004-07	95	429
6. Skylar Mays	2016-20	130	404
7. Ethan Martin	1977-81	123	390
8. Roger Sigler	1954-57	77	378
9. Rudy Macklin	1976-81	123	376
10. Shaquille O'Neal	1989-92	90	369
11. Tasmin Mitchell	2005-10	137	354
** Mahmoud Abdul-Rauf	1988-90	64	354
13. Derrick Taylor	1981-82; 83-86	124	346
14. Al Sanders	1969-72	83	333
15. Howard Carter	1979-83	128	330

Free Throws Attempted

Name	Year	G	FTA
1. Pete Maravich	1969-70	83	1,152
2. Bob Pettit	1951-54	83	722
3. Kenny Higgs	1974-78	106	683
4. Shaquille O'Neal	1989-92	90	642
5. Glen Davis	2004-07	95	618
6. Vernel Singleton	1988-92	125	610
7. Rudy Macklin	1976-81	123	556
8. Al Sanders	1969-72	83	540
9. Ethan Martin	1977-81	121	537
10. Roger Sigler	1953-57	77	534
11. Ronald Dupree	2000-03	129	516
12. Tasmin Mitchell	2005-10	137	481
13. Skylar Mays	2016-20	130	478
14. Derrick Taylor	1981-82; 83-86	124	432
15. Howard Carter	1979-83	128	418

Free Throw Percentage (Min. 200 Attempts)

Name	Year	PCT.
1. Cameron Thomas (194-220)	2020-21	.8819
2. Eddie Palubinskas (258-295)	1972-74	.8746
3. Mahmoud Abdul-Rauf (354-410)	1988-90	.8634
4. Skylar Mays (404-478)	2016-20	.8452
5. Don Redden (273-325)	1982-86	.8400
6. Kenny Drost (229-273)	1964-67	.8388
7. Javonte Smart (184-220)	2018-21	.8364
8. Bo Spencer (183-221)	2007-10	.8281
9. Harry Heroman (284-347)	1963-66	.8184
10. Tremont Waters (221-274)	2017-19	.8065
11. Derrick Taylor (346-432)	1981-82; 83-86	.8009
12. George Nattin (206-259)	1959-62	.7915
13. Howard Carter (330-418)	1979-83	.7895
14. Andre Stringer (281-357)	2010-14	.7871
15. Garrett Temple (203-259)	2005-09	.7838

SEASON LEADERS

Free Throws Made

Name	Year	G	FTM
1. Pete Maravich	1969-70	31	337
2. Pete Maravich	1968-69	26	282
3. Pete Maravich	1967-68	26	274
4. Bob Pettit	1953-54	25	223
5. Ben Simmons	2015-16	33	199
6. Cameron Thomas	2020-21	29	194
7. Mahmoud Abdul-Rauf	1989-90	32	191
8. Glen Davis	2005-06	36	163
Mahmoud Abdul-Rauf	1988-89	32	163
Kenny Higgs	1976-77	27	163
11. Roger Sigler	1955-56	20	151
12. Shaquille O'Neal	1990-91	28	150
13. Marcus Thornton	2008-09	35	149
14. Branton Bass	2004-05	30	146
15. Kenny Higgs	1975-76	26	145

Free Throws Attempted

Name	Year	G	FTA
1. Pete Maravich	1969-70	31	436
2. Pete Maravich	1968-69	26	378
3. Pete Maravich	1967-68	26	338
4. Bob Pettit	1953-54	25	308
5. Ben Simmons	2015-16	33	297
6. Shaquille O'Neal	1991-92	32	254
7. Glen Davis	2005-06	36	241
8. Shaquille O'Neal	1990-91	28	235
9. Cameron Thomas	2020-21	29	220
10. Bob Pettit	1952-53	21	215
11. Roger Sigler	1955-56	20	212
12. Mahmoud Abdul-Rauf	1989-90	32	210
Al Sanders	1971-72	26	210
14. Kenny Higgs	1976-77	27	209
15. Stromile Swift	1999-00	34	206

Free Throw Pct. (Min. 75 Attempts)

Name	Year	Pct.
1. Mahmoud Abdul-Rauf (191-210)	1989-90	.9095
2. Kenny Drost (74-82)	1965-66	.9024
3. Eddie Palubinskas (137-153)	1972-73	.8954
4. Cameron Thomas (194-220)	2020-21	.8819
5. Derrick Taylor (81-92)	1985-86	.8804
6. Harry Heroman (132-153)	1965-66	.8627
7. Skylar Mays (129-150)	2018-19	.8600
8. Skylar Mays (129-151)	2019-20	.8543
9. Jermaine Williams (70-82)	2001-02	.8537
10. Eddie Palubinskas (121-142)	1973-74	.8521
11. Darrel Mitchell (77-91)	2004-05	.8462
Don Redden (99-117)	1985-86	.8462
13. Howard Carter (96-114)	1982-83	.8421
14. Bo Spencer (68-81)	2008-09	.8395
15. Javonte Smart (73-87)	2018-19	.8391

SINGLE GAME

Free Throws Made

Name	Date	Opponent	FTM
1. Pete Maravich	Dec. 22, 1969	Oregon State	30
2. Pete Maravich	Feb. 12, 1969	Florida	22
3. Kenny Higgs	Jan. 2, 1978	Miss. State	18
4. Shaquille O'Neal	Dec. 18, 1990	Arkansas State	17
5. Ben Simmons	Jan. 2, 2016	at Vanderbilt	16
Mahmoud Abdul-Rauf	Dec. 10, 1988	at Florida	16
Eddie Palubinskas	March 1, 1973	Miss. State	16
Bob Pettit	Dec. 1, 1954	Louisiana College	16

Free Throws Attempted

Name	Date	Opponent	FTA
1. Pete Maravich	Dec. 22, 1969	Oregon State	31
2. Pete Maravich	Feb. 12, 1969	Florida	27
3. Shaquille O'Neal	Dec. 18, 1990	Arkansas State	21
4. Kenny Higgs	Jan. 2, 1978	Miss. State	20
5. Ben Simmons	Feb. 17, 2016	Alabama	19
Tim Quarterman	Jan. 26, 2016	Georgia	19
Ben Simmons	Jan. 2, 2016	at Vanderbilt	19

Free-Throw Percentage (Min. 15 Attempts)

Name	Date	Opponent	FT PCT
1. Eddie Palubinskas (16-16)	March 1, 1973	Miss. State	1.000
2. Pete Maravich (30-31)	Dec. 22, 1969	Oregon State	.968
3. Mahmoud Abdul-Rauf (16-17)	Dec. 10, 1988	at Florida	.941
4. Cameron Thomas (15-16)	Jan. 6, 2021	Georgia	.938
4. Anthony Wilson (14-15)	March 7, 1987	Georgia	.933
5. Mahmoud Abdul-Rauf (13-15)	Feb. 10, 1989	Tennessee	.866
Ricky Blanton (13-15)	Feb. 10, 1988	Ole Miss	.866

Consecutive Free Throws

GAME: Pete Maravich	Dec. 22, 1969	Oregon State	21
SEASON: Cameron Thomas	2020-21		42
OVER TWO SEASONS: Eddie Palubinskas	1972-73; 1973-74		31

-- ** Mahmoud Abdul-Rauf played as Chris Jackson at LSU

Rebound Records

CAREER LEADERS

Career Total Rebounds

Name	Year	G	Rebs.
1. Rudy Macklin	1976-81	123	1,276
2. Shaquille O'Neal	1989-92	90	1,217
3. Al Sanders	1969-72	83	1,168
4. Bob Pettit	1951-54	70	1,010
5. Ned Clark	1951-55	98	988
6. Tasmin Mitchell	2005-10	137	950
7. Leonard Mitchell	1980-84	118	922
8. Glen Davis	2004-07	95	916
9. Ronald Dupree	2000-03	129	907
10. Lionel Green	1975-79	107	809
11. Bill Newton	1969-72	84	802
12. Vernel Singleton	1988-92	125	784
13. Greg Cook	1976-77; '78-81	119	780
14. Dick Maile	1962-65	74	772
15. Ricky Blanton	1984-86; '87-89	129	766
16. Ed LeBlanc	1972-76	98	765
17. Maury Drummond	1960-63	72	736
18. DeWayne Scales	1977-80	84	733
19. Roger Sigler	1954-57	77	713
20. Johnny O'Bryant III	2011-14	91	702

Career Rebound Average (Minimum 50 Games Played)

Name	Year	G	Reb. Avg.
1. Bob Pettit	1951-54	70	14.43
2. Al Sanders	1969-72	83	14.07
3. Shaquille O'Neal	1989-92	90	13.52
4. Dick Maile	1962-65	74	10.43
5. Rudy Macklin	1976-81	123	10.37
6. Maury Drummond	1960-63	72	10.22
7. Jaime Lloreeda	2002-04	52	10.10
8. Ned Clark	1951-55	98	10.08
9. Danny Hester	1968-70	54	10.04
10. Glen Davis	2004-07	95	9.64
11. Bill Newton	1969-72	84	9.55
12. Glenn Hansen	1973-75	50	9.50
13. Roger Sigler	1954-57	77	9.26
14. Jordan Mickey	2013-15	65	8.85
15. Bill Wilson	1962-65	62	8.76

SEASON LEADERS

Single Season Rebound Totals

Name	Year	G	Rebs.
1. Al Sanders	1969-70	25	474
2. Bob Pettit	1953-54	25	432
3. Shaquille O'Neal	1991-92	30	421
4. Shaquille O'Neal	1990-91	28	411
5. Ben Simmons	2015-16	33	388
6. Shaquille O'Neal	1989-90	32	385
7. Ned Clark	1954-55	24	380
8. Al Sanders	1970-71	32	369
9. Rudy Macklin	1980-81	36	351
10. Glen Davis	2005-06	36	350
11. Danny Hester	1969-70	32	345
12. Geert Hammink	1992-93	32	325
Al Sanders	1971-72	26	325
14. Lionel Green	1978-79	29	321
15. Stanley Roberts	1989-90	32	315
Bob Pettit	1951-52	24	315

Rebound Average (Minimum 20 games)

Name	Year	G	Reb. Avg.
1. Bob Pettit	1953-54	25	17.28
2. Ned Clark	1954-55	24	15.83
3. Al Sanders	1970-71	32	14.81
4. Al Sanders	1969-70	25	14.76
5. Shaquille O'Neal	1990-91	28	14.68
6. Shaquille O'Neal	1991-92	30	14.03
7. Roger Sigler	1955-56	20	13.80
8. Bob Pettit	1951-52	24	13.13
9. Maury Drummond	1960-61	24	12.54
10. Bob Pettit	1952-53	21	12.52
11. Al Sanders	1971-72	26	12.50
12. Bill Newton	1970-71	26	12.08
13. Shaquille O'Neal	1989-90	32	12.03
14. Rudy Macklin	1976-77	26	11.77
15. Ben Simmons	2015-16	33	11.76
16. Jaime Lloreeda	2003-04	22	11.64
17. Lionel Green	1978-79	29	11.07
18. Dick Maile	1962-63	24	10.96
19. Ned Clark	1952-53	25	10.88
20. Dave Ramsden	1968-69	26	10.81

SINGLE GAME

Rebounds

Name	Date	Opponent	REBS
1. Durand Macklin	Nov. 26, 1976	Tulane	32
2. Al Sanders	Feb. 7, 1972	Miss. State	26
Al Sanders	Feb. 1, 1971	Miss. State	26
4. Danny Hester	Jan. 31, 1970	Ole Miss	25
Al Sanders	Dec. 18, 1970	Florida	25
Bob Pettit	Dec. 29, 1953	Holy Cross	25
7. Shaquille O'Neal	Feb. 3, 1990	Loyola Marymount	24
8. Rudy Macklin	Jan. 16, 1980	Auburn	22
9. Shaquille O'Neal	Jan. 26, 1991	Florida	21
Shaquille O'Neal	Feb. 15, 1990	Kentucky	21
Ed LeBlanc	Dec. 3, 1975	Tulane	21

Assist Records

CAREER LEADERS

Career Total Assists

Name	Year	G	Assists
1. Kenny Higgs	1974-78	106	645
2. Ethan Martin	1977-81	121	638
3. Torris Bright	2000-03	129	544
4. Garrett Temple	2005-09	134	482
5. Pete Maravich	1967-70	83	425
6. Derrick Taylor	1981-82; 83-86	124	404
7. Tremont Waters	2017-19	66	390
8. Skylar Mays	2016-20	130	382
9. Darrel Mitchell	2002-06	127	367
10. Anthony Hickey	2011-14	96	360
11. Javonte Smart	2018-21	93	321
12. Andre Stringer	2010-14	125	314
Ricky Blanton	1984-86; 87-89	129	314
14. Tim Quarterman	2013-16	99	302
15. Mike Darnall	1972-75	66	299
16. Tasmin Mitchell	2005-10	137	291
17. Johnny Jones	1980-84	121	269
18. Chris Bass	2008-12	123	267
Tommy Hess	1969-72	67	267
20. Bernard Woodside	1985-87	99	266

Assists Average (Minimum 50 Games Played)

Name	Year	G	Asts. Avg.
1. Kenny Higgs	1974-78	106	6.08
2. Tremont Waters	2017-19	66	5.91
3. Ethan Martin	1977-81	121	5.27
4. Pete Maravich	1967-70	83	5.12
5. Mike Darnall	1972-75	66	4.53
6. T. J. Pugh	1991-93	58	4.36
7. Torris Bright	2000-03	129	4.22
8. Tommy Hess	1969-72	67	3.99
9. Glenn Hansen	1973-75	50	3.98
10. Eddie Palubinskas	1972-74	50	3.92
11. Anthony Hickey	2011-14	96	3.75
12. ** Mahmoud Abdul-Rauf	1988-90	64	3.63
13. Garrett Temple	2005-09	134	3.59
14. Javonte Smart	2018-21	93	3.45
15. Andre Owens	1992-94	57	3.26
16. Derrick Taylor	1981-82; 83-86	124	3.25
17. John Williams	1984-86	66	3.14
18. Tim Quarterman	2013-16	99	3.05
19. Dennis Wolff	1973-75	50	2.96
20. Skylar Mays	2016-20	130	2.94

SEASON LEADERS

Assist Totals

Name	Year	G	Asts.
1. Kenny Higgs	1976-77	27	239
2. Tremont Waters	2017-18	33	198
3. T. J. Pugh	1990-91	30	196
4. Pete Maravich	1969-70	31	192
Tremont Waters	2018-19	33	192
6. Ethan Martin	1980-81	34	190
7. Ethan Martin	1979-80	29	174
8. Kenny Higgs	1975-76	26	173
9. Darrel Mitchell	2005-06	36	160
10. Ben Simmons	2015-16	33	158
11. Ethan Martin	1978-79	29	156
12. Randy Livingston	1994-95	16	151
13. Torris Bright	2002-03	32	150
14. Derrick Taylor	1985-86	38	149
15. Torris Bright	1999-00	34	147
Ricky Blanton	1988-89	32	147
17. Garrett Temple	2006-07	32	138
18. Tack Minor	2004-05	30	137
19. Bernard Woodside	1987-88	30	136
20. Garrett Temple	2008-09	35	134

Assists Average (Min. 20 games played)

Name	Year	G	Asts. Avg.
1. Kenny Higgs	1976-77	27	8.85
2. Kenny Higgs	1975-76	26	6.654
3. Mike Darnell	1974-75	20	6.650
4. T. J. Pugh	1990-91	30	6.53
5. Pete Maravich	1969-70	31	6.19
6. Tremont Waters	2017-18	33	6.00
7. Tremont Waters	2018-19	33	5.82
8. Ethan Martin	1980-81	34	5.59
9. Ethan Martin	1979-80	32	5.44
10. Ethan Martin	1978-79	29	5.38
11. Ellis Cooper	1962-63	24	5.29
12. Tommy Hess	1971-72	24	5.04
13. Tommy Hess	1970-71	26	5.00
14. Pete Maravich	1968-69	26	4.92
15. Kenny Higgs	1974-75	26	4.81

Assist-To-Turnover Ratio (Min. 20 games played)

Name	Year	G	A-T Ratio
1. Chris Bass	2008-09	28	3.07
2. Anthony Hickey	2013-14	34	2.80
3. Jalyn Patterson	2014-15	31	2.62
4. Chris Bass	2009-10	31	2.55
5. Mike Hansen	1992-93	28	2.44
6. T. J. Pugh	1991-92	28	2.28
7. Tim Quarterman	2015-16	33	2.26
8. T. J. Pugh	1990-91	30	2.25
9. Andre Owens	1993-94	24	2.23
10. Paul Johnson	1992-93	33	2.21

SINGLE GAME

Assists

Name	Date	Opponent	Assists
1. Kenny Higgs	Jan. 17, 1977	Georgia	19
2. Randy Livingston	Dec. 3, 1994	George Mason	18
Ethan Martin	Dec. 6, 1980	Tulane	18
Kenny Higgs	Jan. 15, 1977	Tennessee	18
5. Kenny Higgs	Feb. 16, 1976	Miss. State	17
6. Ethan Martin	Dec. 6, 1980	Tulane	16
Kenny Higgs	Feb. 28, 1976	Vanderbilt	16

-- ** Mahmoud Abdul-Rauf played as Chris Jackson at LSU

Block Records (since 1978-79)

CAREER LEADERS

Total Blocks

Name	Year	G	Blocks
1. Shaquille O'Neal	1989-92	90	412
2. Jordan Mickey	2013-15	65	219
3. Chris Johnson	2005-09	89	176
4. Stromile Swift	1998-00	50	130
5. Storm Warren	2008-12	123	121
6. Garrett Temple	2005-09	134	113
7. Glen Davis	2004-07	95	110
8. Brandon Bass	2003-05	59	104
9. Jose Vargas	1984-88	130	100
10. Tyrus Thomas	2005-06	32	99
11. Jaime Lloreda	2004-05	52	89
12. Tasmin Mitchell	2005-10	137	83
13. Leonard Mitchell	1980-84	118	82
14. Duop Reath	2016-18	64	78
15. Nikita Wilson	1983-87	110	77

Blocks Average (Minimum 50 Blocks)

Name	Year	Blk	Blks. Avg.
1. Shaquille O'Neal	1989-92	412	4.58
2. Jordan Mickey	2013-15	219	3.37
3. Tyrus Thomas	2005-06	99	3.09
4. Stromile Swift	1998-00	130	2.60
5. Anthony Randolph	2007-08	70	2.26
6. Chris Johnson	2005-09	176	1.98
7. Kavell Bigby-Williams	2018-19	67	1.91
8. Stanley Roberts	1989-90	60	1.88
9. Brandon Bass	2003-05	104	1.76
10. Jaime Lloreda	2002-04	89	1.71

SEASON LEADERS

Single Season Block Totals

Name	Year	G	Blks.
1. Shaquille O'Neal	1991-92	30	157
2. Shaquille O'Neal	1990-91	28	140
3. Shaquille O'Neal	1989-90	32	115
4. Jordan Mickey	2014-15	31	113
5. Jordan Mickey	2013-14	34	106
6. Tyrus Thomas	2005-06	32	99
7. Stromile Swift	1999-00	34	95
Chris Johnson	2008-09	35	95
9. Anthony Randolph	2007-08	31	70
10. Kavell Bigby-Williams	2018-19	35	67
11. Chris Johnson	2007-08	26	66
12. Jaime Lloreda	2002-03	30	61
Lionel Green	1978-79	29	61
14. Stanley Roberts	1989-90	32	60
15. Brandon Bass	2003-04	29	56

Blocks Average (Min. 20 blocks)

Name	Year	Blks	Avg.
1. Shaquille O'Neal	1991-92	157	5.23
2. Shaquille O'Neal	1990-91	140	5.00
3. Jordan Mickey	2014-15	113	3.65
4. Shaquille O'Neal	1989-90	115	3.59
5. Jordan Mickey	2013-14	106	3.12
6. Tyrus Thomas	2005-06	99	3.09
7. Stromile Swift	1999-00	95	2.79
8. Chris Johnson	2008-09	95	2.71
9. Chris Johnson	2007-08	66	2.54
10. Anthony Randolph	2007-08	70	2.26
11. Stromile Swift	1998-99	35	2.19
12. Lionel Green	1978-79	61	2.10
13. Jaime Lloreda	2002-03	61	2.03
14. Brandon Bass	2003-04	56	1.93
15. Kavell Bigby-Williams	2018-19	67	1.91

SINGLE GAME

Blocks

Name	Date	Opponent	Blocks
1. Shaquille O'Neal	Feb. 3, 1990	Loyola Marymount	12
2. Stromile Swift	Feb. 10, 1999	Alabama	11
Shaquille O'Neal	March 19, 1992	BYU	11
Shaquille O'Neal	Feb. 22, 1992	Auburn	11
Shaquille O'Neal	Feb. 18, 1992	South Carolina	11
6. Shaquille O'Neal	Jan. 26, 1991	Florida	10
Shaquille O'Neal	Jan. 3, 1990	Texas	10
8. Kavell Bigby-Williams	Dec. 1, 2018	Grambling	9
Tyrus Thomas	Jan. 14, 2006	Tennessee	9

Steals Records (since 1977-78)

CAREER LEADERS

Total Steals

Name	Year	G	Steals
1. Clarence Ceasar	1991-95	112	310
2. Ethan Martin	1977-81	121	279
3. Torris Bright	2000-03	129	246
4. Darrel Mitchell	2002-06	127	219
5. Anthony Hickey	2011-14	96	216
6. Skylar Mays	2016-20	130	213
7. Derrick Taylor	1981-82; 83-86	124	207
8. Jerry Reynolds	1982-85	90	194
9. Garrett Temple	2005-09	134	191
10. Tasmin Mitchell	2005-10	137	190
11. Darryl Joe	1986-88	67	173
12. Tremont Waters	2017-19	66	163
13. Jermaine Williams	1998-02	120	154
14. Leonard Mitchell	1980-84	118	151
15. Antonio Hudson	2001-05	124	139

Steals Average (Minimum 50 Steals)

Name	Year	Stls	Avg.
1. Shawn Griggs	1990-91	81	2.79
2. Clarence Ceasar	1991-95	310	2.77
3. Darryl Joe	1986-88	173	2.58
4. Tremont Waters	2017-19	163	2.47
5. Randy Livingston	1994-96	67	2.31
6. Ethan Martin	1977-81	279	2.30
7. Anthony Hickey	2011-14	216	2.25
8. Jerry Reynolds	1982-85	194	2.16
9. Ben Simmons	2015-16	65	1.97
10. Torris Bright	2000-03	246	1.91

SEASON LEADERS

Steals Totals

Name	Year	G	Steals
1. Tremont Waters	2018-19	33	96
2. Darryl Joe	1986-87	37	93
3. Clarence Ceasar	1991-92	31	90
4. Anthony Hickey	2012-13	29	85
5. Derrick Taylor	1985-86	38	84
6. Ethan Martin	1980-81	34	83
7. Shawn Griggs	1990-91	29	81
Jerry Reynolds	1983-84	29	81
9. Darryl Joe	1987-88	30	80
Clarence Ceasar	1993-94	27	80
11. Jermaine Williams	2001-02	34	76
12. Clarence Ceasar	1992-93	32	74
13. Ethan Martin	1979-80	32	73
14. Darrel Mitchell	2005-06	36	70
Torris Bright	1999-2000	34	70
16. Anthony Hickey	2011-12	33	69
17. Tremont Waters	2017-18	33	67
18. Oliver Brown	1986-87	38	66
Clarence Ceasar	1994-95	22	66
Skylar Mays	2018-19	35	66

Steals Average (Min. 25 Steals)

Name	Year	Stls	Avg.
1. Clarence Ceasar	1994-95	66	3.00
2. Clarence Ceasar	1993-94	80	2.96
3. Anthony Hickey	2012-13	85	2.93
4. Tremont Waters	2018-19	96	2.91
5. Clarence Ceasar	1991-92	90	2.90
6. Shawn Griggs	1990-91	81	2.79
Jerry Reynolds	1983-84	81	2.79
8. Darryl Joe	1987-88	80	2.67
9. Darryl Joe	1986-87	93	2.51
10. Randy Livingston	1994-95	40	2.50
11. Ethan Martin	1980-81	83	2.44
12. Clarence Ceasar	1992-93	74	2.31
13. Ethan Martin	1979-80	73	2.28
14. Ethan Martin	1977-78	59	2.27
15. Jermaine Williams	2001-02	76	2.24

SINGLE GAME

Steals

Name	Date	Opponent	Steals
1. Shawn Griggs	Feb. 23, 1991	Tennessee	10
2. Tremont Waters	Dec. 28, 2018	ULM	8
Tremont Waters	Jan. 23, 2018	Texas A&M	8
Anthony Hickey	Jan. 23, 2013	Texas A&M	8
Clarence Ceasar	Jan. 8, 1994	Auburn	8
Shawn Griggs	Dec. 20, 1990	Loyola Marymount	8
Shawn Griggs	Dec. 8, 1990	Arizona	8
Derrick Taylor	Dec. 2, 1985	Hawaii-Loa	8

Games, Minutes Records

CAREER LEADERS

Games Played

Name	Year	Games
1. Tasmin Mitchell	2005-10	137
2. Garrett Temple	2005-09	134
3. Skylar Mays	2016-20	130
Jose Vargas	1984-88	130
5. Ricky Blanton	1984-86; 87-89	129
Torris Bright	2000-03	129
Ronald Dupree	2000-03	129
8. Howard Carter	1979-83	128
9. Darrel Mitchell	2002-06	127
10. Vernel Singleton	1998-92	125
Andre Stringer	2011-14	125
12. Antonio Hudson	2001-05	124
Derrick Taylor	1981-82; 83-86	124
14. Chris Bass	2008-12	123
Oliver Brown	1983-87	123
Rudy Macklin	1976-81	123
Storm Warren	2008-12	123

Games Started

Name	Year	Starts
1. Tasmin Mitchell	2005-10	136
2. Garrett Temple	2005-09	131
3. Torris Bright	2000-03	128
4. Skylar Mays	2016-20	121
Rudy Macklin	1976-81	121
6. Howard Carter	1979-83	118
7. Leonard Mitchell	1980-84	113
8. Greg Cook	1976-77; 78-81	111
9. Ethan Martin	1977-81	105
10. Vernel Singleton	1988-92	102
Derrick Taylor	1981-82; 83-86	102

Minutes Played

Name	Year	Min. Played
1. Tasmin Mitchell	2015-10	4,692
2. Garrett Temple	2005-09	4,432
3. Howard Carter	1979-83	4,312
4. Torris Bright	2000-03	4,250
5. Skylar Mays	2016-20	3,966
6. Rudy Macklin	1976-81	3,965
7. Darrel Mitchell	2002-06	3,891
8. Derrick Taylor	1981-82; 83-86	3,868
9. Leonard Mitchell	1980-84	3,832
10. Antonio Hudson	2001-05	3,734
11. Ronald Dupree	2000-03	3,710
12. Andre Stringer	2011-14	3,709
13. Ethan Martin	1977-81	3,596
14. Ricky Blanton	1984-86; 87-89	3,555
15. Vernel Singleton	1988-92	3,503
16. Kenny Higgs	1974-78	3,467
17. Greg Cook	1976-77; 78-81	3,386
18. Nikita Wilson	1983-87	3,192
19. Clarence Ceasar	1991-95	3,191
20. Wayne Sims	1987-91	3,122

SEASON LEADERS

Games Played

Name	Year	Starts
1. Anthony Wilson	1986-87	38
Derrick Taylor	1985-86	38
Don Redden	1985-86	38
4. Darrel Mitchell	2005-06	36
Tasmin Mitchell	2005-06	36
Glen Davis	2005-06	36
John Williams	1985-86	36
Howard Carter	1980-81	36
Leonard Mitchell	1980-81	36
Durand (Rudy) Maclin	1980-81	36

Games Started

Name	Year	Starts
1. Bernard Woodside	1986-87	39
2. Anthony Wilson	1986-87	38
Derrick Taylor	1985-86	38
Don Redden	1985-86	38
Oliver Brown	1986-87	38
Ricky Blanton	1985-86	38
Jose Vargas	1986-87	38
Anthony Wilson	1985-86	38
9. John Williams	1985-86	37
Darryl Joe	1986-87	37
Jose Vargas	1985-86	37
Fess Irvin	1986-87	37
Oliver Brown	1985-86	37

Minutes Played

Name	Year	Minutes
1. Derrick Taylor	1985-86	1,342
2. Anthony Wilson	1986-87	1,338
3. Darrel Mitchell	2005-06	1,322
4. John Williams	1985-86	1,277
5. Tasmin Mitchell	2005-06	1,240
6. Ricky Blanton	1988-89	1,231
7. Nikita Wilson	1986-87	1,219
8. Howard Carter	1980-81	1,209
9. Garrett Temple	2005-06	1,207
10. Ronald Dupree	2001-02	1,202
Mahmoud Abdul-Rauf	1989-90	1,202
12. Mahmoud Abdul-Rauf	1988-89	1,180
13. Keith Hornsby	2014-15	1,172
14. Torris Bright	2001-02	1,161
15. Jarell Martin	2014-15	1,159
Skylar Mays	2018-19	1,159
17. Tasmin Mitchell	2009-10	1,157
18. Ben Simmons	2015-16	1,151
19. Rudy Macklin	1980-81	1,147
20. Glen Davis	2005-06	1,144

Miscellaneous Records

LONGEST OVERALL WINNING STREAK

- 26 - Nov. 30, 1980 to Feb. 28, 1981
- 19 - Dec. 29, 1952 to March 14, 1953
- 18 - Feb. 14, 1920 to Feb. 11, 1921
- 17 - Feb. 1917 to Feb. 6, 1918
- 15 - Feb. 1921 to March 16, 1922
- 14 - Nov. 22, 1985 to Jan. 4, 1986
- 13 - Nov. 20, 1999 to Jan. 5, 2000
- 10 - Dec. 29, 2019 to Feb. 1, 2020
- 10 - Dec. 15, 2018 to Jan. 30, 2019
- 10 - Jan. 28, 2009 to Feb. 28, 2009
- 10 - Feb. 5, 2000 to March 10, 2000
- 10 - Jan. 23, 1980 to Feb. 21, 1980
- 10 - Nov. 24, 1978 to Jan. 6, 1979

LONGEST SEC WINNING STREAK

- 32 - Feb. 4, 1952 to March 6, 1954
- 23 - Jan. 1, 1934 to Dec. 23, 1935
- 17 - Jan. 3, 1981 to Feb. 25, 1981
- 13 - Jan. 14, 2009 to Feb. 28, 2009
- 13 - Feb. 16, 2005 to Feb. 1, 2006

SEC HOME WINNING STREAK

- 26 - Feb. 13, 1933 to Jan. 31, 1936
- 20 - Jan. 14, 1952 to Feb. 22, 1954
- 19 - March 3, 2004 to Jan. 17, 2007
- 15 - Jan. 3, 1981 to Feb. 10, 1982
- 12 - Jan. 14, 1984 to Jan. 26, 1985

SEC ROAD WINNING STREAK

- 14 - Feb. 4, 1952 to March 6, 1954
- 14 - Jan. 19, 1980 to Feb. 21, 1981
- 12 - Jan. 12, 2019 to Jan. 18, 2020
- 10 - Feb. 19, 1942 to Feb. 20, 1943
- 6 - Jan. 17, 2009 to Feb. 28, 2009
- 6 - Feb. 16, 2005 to Jan. 28, 2006
- 6 - Jan. 11, 1946 to Jan. 11, 1947

CONSECUTIVE WINNING SEASONS

- 11 - 1982-83 - 1992-93
- 9 - 1913-14 - 1921-22
- 6 - 2001-02 - 2006-07
- 5 - 2011-12 - 2015-16
- 5 - 1976-77 - 1980-81

CONSECUTIVE NON-LOSING SEASONS

- 17 - 1976-77 - 1992-93
- 12 - 1931-32 - 1942-43

3. 10 - 1913-14 - 1922-23

30-WIN SEASONS

1 - 1980-81

25-WIN SEASONS

7 - 1979-80, 1980-81, 1985-86, 1999-2000,
2005-06, 2008-09, 2018-19

20-WIN SEASONS

23 - Last in 2019-20

RECORD IN SEASON OPENERS

Overall - 93-20 (.823)

SEC Openers - 51-38 (.573)

MOST VICTORIES - TWO YEAR PERIOD

- 57 - 1980-1981
- 50 - 1986-1987
- 49 - 2019-2020
- 49 - 1979-1980
- 47 - 2005-2006

MOST VICTORIES - THREE YEAR PERIOD

- 80 - 1979-1981
- 71 - 1980-1982
- 69 - 2019-2021
- 69 - 1985-1987
- 68 - 1986-1988

MOST VICTORIES - FOUR YEAR PERIOD

- 98 - 1978-1981
- 94 - 1979-1982
- 90 - 1980-1983
- 87 - 1918-2021
- 87 - 1984-1987

MOST LSU POINTS FIRST HALF

- | | | |
|-------|----------------------|----------|
| 1. 80 | vs. Northern Arizona | 12/28/91 |
| 2. 72 | vs. Loyola-Marymount | 2/3/90 |
| 3. 70 | vs. George Mason | 12/3/94 |
| 4. 69 | vs. Tennessee | 1/9/78 |
| 5. 65 | vs. Vanderbilt | 2/18/79 |
| 65 | vs. Tennessee-Martin | 12/20/88 |
| 7. 63 | vs. Texas | 1/2/90 |
| 8. 61 | vs. Nicholls State | 12/30/91 |
| 61 | vs. Illinois-Chicago | 12/30/87 |
| 61 | vs. Cleveland State | 12/18/82 |

MOST LSU POINTS SECOND HALF

- | | | |
|--------|----------------------|----------|
| 1. 79 | vs. Northern Arizona | 12/29/91 |
| 2. 71 | vs. North Florida | 12/2/15 |
| 3. 70 | vs. Tulane | 10/4/78 |
| 4. 68 | vs. Tulane | 12/6/80 |
| 5. 65 | vs. Loyola-Marymount | 12/20/90 |
| 65 | vs. Nicholls State | 12/29/90 |
| 65 | vs. Georgia State | 12/28/94 |
| 8. 64 | vs. Troy | 12/6/94 |
| 9. 63 | vs. Tennessee-Martin | 12/20/88 |
| 10. 62 | twice | |

MOST OPPONENT POINTS FIRST HALF

- | | | |
|-------|-------------|----------|
| 1. 86 | by Kentucky | 1/16/96 |
| 2. 63 | by Kentucky | 3/4/95 |
| 3. 61 | by Illinois | 12/22/88 |
| 4. 60 | by Alabama | 1/19/21 |

MOST OPPONENT POINTS SECOND HALF

- | | | |
|-------|---------------------|----------|
| 1. 76 | by Loyola-Marymount | 2/3/90 |
| 2. 67 | by Wake Forest | 12/22/16 |
| 67 | by Kentucky | 2/15/94 |
| 67 | by Vanderbilt | 2/6/88 |
| 5. 66 | by Illinois | 12/22/88 |
| 6. 64 | by Kentucky | 3/4/95 |
| 64 | by Texas | 2/2/90 |
| 64 | by Florida | 12/10/88 |
| 9. 63 | by Southern | 11/29/95 |
| 63 | by Vanderbilt | 2/18/90 |

FEWEST LSU POINTS FIRST HALF

- | | | |
|--------|-----------------------|---------|
| 1. 10 | vs. Ole Miss | 3/3/04 |
| 2. 13 | vs. Texas A&M | 3/12/16 |
| 13 | vs. Ole Miss | 2/28/96 |
| 4. 14 | vs. Kentucky | 2/6/10 |
| 14 | vs. Wisconsin | 3/23/00 |
| 6. 15 | vs. Mississippi State | 1/30/10 |
| 15 | vs. Ole Miss | 2/7/01 |
| 15 | vs. Mississippi State | 1/17/04 |
| 15 | vs. Mississippi State | 2/11/98 |
| 10. 16 | three times | |



PMAC Miscellaneous Numbers

- First Game: Vanderbilt 80, LSU 73 (Jan. 3, 1972)
- First Win: LSU 90, Georgetown 71 (Jan. 6, 1972)
- 100th Win: LSU 92, Florida 75 (Jan. 31, 1981)
- 200th Win: LSU 111, Tennessee 94 (Jan. 8, 1990)
- 300th Win: LSU 72, Jackson State 53 (Dec. 12, 1998)
- 400th Win: LSU 55, Ole Miss 52 (March 4, 2006)
- 450th Win: LSU 65, Rice 61 (Dec. 19, 2009)
- 500th Win: LSU 93, Gardner-Webb 82 (Nov. 15, 2015)
- 550th Win: LSU 94, Southeastern 63 (Nov. 6, 2018)

- On-Court Record in Assembly Center: 590-199 (.748)
- SEC Record in Assembly Center: 275-155 (.639)
- Non-Conference Record in Assembly Center: 315-44 (.877)
- Game (Paid): 68,112, vs. Notre Dame, Jan. 20, 1990 Superdome
- Game (Turnstile): 54,321 vs. Georgetown, Jan. 28, 1989, Superdome
- Largest Single-Game PMAC Crowd: 15,694 vs. Ole Miss, 2-25-81
- Largest Paid Attendance Post-2006 Configuration: 13,997 vs. UK, 2-10-15
- Single-Season Attendance: 246,257 (18 games) 1989-90 (13,681 avg.)
- Single-Season Post 2006: 217,834 (21 games) 2008-09 (10,373 avg.)
- Single-Season Average: 13,708, 1980-81
- Single-Season Post 2006: 11,383, 2015-16
- Maravich Center Totals: 7,838,394 (789 games)
50 seasons (9,934 avg)

Miscellaneous Records

FEWEST LSU POINTS SECOND HALF

1.	13	vs. Alabama	1/27/10
2.	18	vs. Arizona State	11/27/09
	18	vs. Ole Miss	2/7/01
	18	vs. Mississippi State	1/30/88
5.	19	vs. Ole Miss	1/22/11
	19	vs. Mississippi State	1/16/99
7.	20	vs. Mississippi State	1/9/08
	20	vs. Ole Miss	3/4/82
9.	21	vs. Utah	1/3/05
	21	vs. UCLA	4/1/06
	21	vs. Tennessee	2/9/08

FEWEST OPPONENT POINTS FIRST HALF

1.	6	by Auburn	1/8/11
2.	9	by North Carolina	12/4/82
3.	12	by Southern	12/27/10
4.	12	by Nicholls State	11/22/02
5.	14	by Alabama	1/20/88
6.	15	by Charleston	12/22/14
	15	by Alabama	2/11/12
	15	by Grambling State	12/13/08
9.	16	by UC Irvine	12/15/11
	16	by Delaware	12/3/03
	16	by Vanderbilt	1/6/88
	16	by Mississippi State	2/6/82

FEWEST OPPONENT POINTS SECOND HALF

1.	10	by Nicholls State	12/30/01
2.	11	by Grambling State	11/20/99
3.	12	by Nicholls State	11/22/03
4.	15	by Centenary	1/24/10
5.	17	by Grambling State	12/29/11
	17	by Wright State	12/27/06
	17	by Southeastern Louisiana	11/22/99
	17	by Mississippi State	2/25/87
9.	18	by South Carolina	1/30/93
10.	19	by Vanderbilt	3/6/14
	19	by Western Kentucky	11/18/11
	19	by Auburn	2/13/80

MOST LSU OVERTIME POINTS

1.	33	vs. Ohio State (2 ot, 13-20)	1/15/05
2.	28	vs. Alabama (3 ot, 7-12-6)	2/23/13
3.	26	vs. Georgia (2 ot; 10-16)	3/7/87
4.	25	vs. Mississippi State (2 ot; 10-15)	2/11/09
	25	vs. Purdue (2 ot; 4-21)	3/13/86
6.	23	vs. Mississippi State	1/4/90
7.	22	vs. Florida	2/10/79
8.	20	vs. Georgia (2 ot; 13-7)	1/10/15
9.	19	vs. Louisiana Tech	12/6/88
10.	18	vs. McNeese State	12/16/10
	18	vs. Mississippi State	1/13/93

FEWEST LSU OVERTIME POINTS

1.	0	vs. Kentucky	2/24/80
	0	vs. Alabama	2/17/84
3.	2	at South Carolina	2/28/18
	2	at Missouri	1/8/15
	2	vs. Georgia	2/4/84
6.	4	vs. Alabama	2/5/77
	4	vs. UNLV	11/28/81
	4	vs. South Carolina	1/16/13
9.	5	vs. Ole Miss	1/15/14
	5	vs. Coastal Carolina	12/13/10

MOST OPPONENT OVERTIME POINTS

1.	25	by Georgia (2 ot; 10-15)	3/7/87
	25	by Alabama (3 ot; 7-12-6)	2/23/13
3.	22	by Mississippi State (2 ot; 10-12)	2/11/09
4.	21	by Houston	12/13/15
	21	by Louisiana Tech	12/6/88
	21	by Ohio State (2 ot; 13-8)	11/15/05
7.	19	by Ole Miss	1/15/14
	19	by Florida	2/13/01
	19	by Arkansas	3/4/92
10.	18	by NC State	11/24/15

FEWEST OPPONENT OVERTIME POINTS

1.	1	by Georgia	2/4/84
2.	2	by Auburn	1/17/12
	2	by Alabama	2/17/84
	2	by Kentucky	2/24/80
5.	3	by Tennessee	3/8/07
	3	by Mississippi State	2/3/02
7.	5	by Texas Tech	11/18/14
	5	by Arkansas	1/19/05
	5	by Tennessee	02/6/84
	5	by Ole Miss	1/20/79

Top LSU Scoring Tandems

	Name	Name	Year	Total
1.	Pete Maravich (44.5)	Danny Hester (16.1)	1970	60.6
2.	Pete Maravich (43.8)	Rich Hickman (13.2)	1967	54.5
3.	Pete Maravich (44.2)	Dave Ramsden (10.3)	1968	54.5
4.	** Mahmoud Abdul-Rauf (30.2)	Ricky Blanton (20.3)	1989	50.5
5.	Bob Pettit (25.5)	Joe Dean (18.3)	1952	43.8
6.	Shaquille O'Neal (27.6)	Vernel Singleton (15.2)	1991	42.8
7.	** Mahmoud Abdul-Rauf (27.8)	Stanley Roberts (14.1)	1990	41.9
8.	Bob Pettit (31.4)	Norman Magee (10.0)	1954	41.4
9.	Glenn Hansen (21.7)	Kenny Higgs (18.1)	1975	39.8
10.	Al Sanders (20.9)	Bill Newton (18.8)	1971	39.7
11.	Cameron Thomas (23.0)	Trendon Watford (16.3)	2021	39.3
12.	Roger Sigler (25.1)	Dom Merle (13.6)	1956	38.7
13.	Shaquille O'Neal (24.1)	Vernel Singleton (14.3)	1992	38.4
14.	Bob Pettit (24.7)	Norman Magee (13.2)	1953	37.9
15.	Glenn Hansen (19.4)	Ed Palubinskas (18.4)	1974	37.8
16.	Marcus Thornton (21.1)	Tasmin Mitchell (16.3)	2009	37.4
17.	Bill Newton (18.9)	Al Sanders (18.3)	1972	37.2
18.	DeWayne Scales (19.4)	Al Green (17.7)	1979	37.1
19.	Ronnie Henderson (23.3)	Clarence Caesar (12.6)	1995	38.4
20.	Glen Davis (18.6)	Darrel Mitchell (16.8)	2006	35.4

Fastest LSU Players to 1,000 Career Points

	Name	Class	Yrs.	Game No.
1.	Pete Maravich	So.	1	23
2.**	Mahmoud Abdul-Rauf	So.	2	33
3.	Bob Pettit	So.	2	40
4.	Glenn Hansen	Sr.	2	49
5.	Kenny Higgs	So.	2	50
6.	Ronnie Henderson	So.	2	51
7.	Shaquille O'Neal	So.	2	52
	Roger Sigler	Sr.	3	52
	Marcus Thornton	Sr.	2	52
10.	Rudy Macklin	Jr.	3	58
	Dick Maile	Sr.	3	58
12.	Dewayne Scales	Jr.	3	61
13.	Glen Davis	So.	2	62
14.	Al Sanders	Sr.	3	63
	John Williams	So.	2	63
16.	Tremont Waters	So.	2	65
17.	Bill Newton	Sr.	3	67
18.	Joe Dean	Sr.	3	70
19.	Howard Carter	Jr.	3	74
20.	Ronald Dupree	Jr.	3	77
21.	Tasmin Mitchell	Jr.	3	79
	Derrick Taylor	Jr.	3	79

--** Mahmoud Abdul-Rauf played as Chris Jackson at LSU

Miscellaneous Team Records

GAME SCORING: 159	vs. Northern Ariz., 12/28/91 (LSU, 159-86)
HOME COURT: 159	vs. Northern Ariz. 12/28/91 (LSU, 159-86)
ROAD/NEUTRAL: 124	vs. Texas, 1/2/90 (LSU, 124-113) at Superdome
FIRST HALF: 80	vs. Northern Ariz., 12/28/91 (LSU, 159-86)
SECOND HALF: 79	vs. Northern Ariz., 12/28/91 (LSU, 159-86)
IN A LOSS: 112	vs. Ole Miss, 3/4/89 (Ole Miss, 113-112-OT)
BY OPPONENT: 141	by Loyola Marymount, 2/3/90 (LSU 148-141-OT)
TWO TEAMS: 289	LSU (148), Loyola Marymount (141), 2/3/90
SEASON: 2,985	in 1969-70 (32 games)
AVERAGE: 93.3	in 1969-70 (2,985 in 32 games)
BY OPPONENT: 2,861	in 1988-89 (32 games)

Miscellaneous Foul Records

INDIVIDUAL SEASON: 125	by Al Sanders, 1969-70
INDIVIDUAL CAREER: 407	by Greg Cook, 1976-77; 1978-81
TEAM SEASON: 747	in 1986-87
TEAM SEASON FOUL OUT: 37	in 1952-53; 1973-74

Miscellaneous Records

THE LAST TIME ...

Scoring

Less than 50 points	47 - vs. Wichita State (47-82), 11/23/17
90 or more points	104 - vs. Auburn (104-80), 2/20/21
100 or more points	104 - vs. Auburn (104-80), 2/20/21

Opponents Scoring

Less than 50 points	43 - by Southeastern (43-95), 11/30/20
90 or more points	91 - at Georgia (91-78), 2/23/21
100 or more points	105 - by Alabama (75-105), 1/19/21

Field Goal Percentage

Shot 29 percent or less	28.1 - vs. Wichita St. (18-64), 11/23/16
Shot 50 percent or more	51.7 - at Missouri (31-60), 3/6/21
Shot 60 percent or more	61.3 - at Miss. State (38-62), 2/10/21
Shot 70 percent or more	70.3 - vs. Centenary (45-64), 01/15/03

Opponents Field Goal Percentage

Shot 29 percent or less	28.8 - by LA Tech (19-66), 12/6/20
Shot 50 percent or more	53.8 - vs. Michigan (28-52), 3/22/21
Shot 60 percent or more	60.0 - by Georgia (27-45), 2/6/14

3 PT FG Percentage

Shot less than 10 pct	9.5 - vs. Miss. State (2-21), 1/11/20
Shot 50 percent or more	50.0 - vs. Auburn (11-22), 2/20/21
Shot 60 percent or more	66.7 - vs. Alabama (10-15), 1/8/19

Opponents 3 PT FG Percentage

Shot less than 10 pct	6.3 - by UAB (1-16), 12/21/13
Shot 50 percent or more	53.5 - by Alabama (23-43), 1/19/21
Shot 60 percent or more	71.4 - by Grambling (5-7), 12/1/18

Free Throw Percentage

Shot less than 50 pct.	46.7 - at Florida (7-5), 2/7/18
Shot 80 percent or more	81.8 -- by St. Bonaventure (18-22), 3/20/21
Shot 90 percent or more	94.4 - vs. Tennessee (17-18), 3/13/21
Shot 100 percent	100.0 - vs. Texas A&M (13-13), 2/4/17

Rebounds

Had less than 20	19 - vs. Ole Miss, 01/22/11
Had 50 or more	51 - vs. Vanderbilt, 3/2/21
Had 60 or more	64 - vs. Northwestern State, 11/16/13

Opponent Rebounds

Had Less than 20	18 - by UNCG, 11/9/18
Had 50 or more	50 - by Alabama, 3/14/21

Assists

Had less than 5	4 - vs. Texas A&M, 3/12/16
Had 15 or more	17 - vs. Vanderbilt, 3/2/21
Had 20 or more	22 - at Miss. State, 2/10/21
Had 25 or more	26 - vs. UNF, 12/22/17
Had 30 or more	33 - vs. Georgia State, 12/28/94

Opponent Assists

Had less than 5	4 - by SHS, 12/19/17
Had 15 or more	22 - by Michigan, 3/22/21
Had 20 or more	22 - by Michigan, 3/22/21
Had 25 or more	26 - at Kentucky, 3/5/16
Had 30 or more	33 - by Kentucky, 1/16/96

Blocks

Had 0	0 - at Missouri, 3/6/21
Had 10 or more	10 - vs. Grambling, 12/1/18
Had 15 or more	16 - vs. Alcorn State, 11/20/08

Opponent Blocks

Had 0	0 - by Sam Houston, 12/14/20
Had 10 or more	11 - by Kentucky, 2/18/20

Steals

Had 0	0 - vs Georgia Tech, 3/17/90
Had 10 or more	10 - vs. Arkansas, 3/13/21
Had 15 or more	15 - vs. Georgia, 1/6/21

Opponent Steals

Had 0	0 - by Washington State, 12/27/08
Had 10 or more	10 - by Vanderbilt, 3/2/21
Had 15 or more	19 - by West Virginia, 12/4/14

Career Double Doubles

Shaquille O'Neal -- 66
Durand "Rudy" Macklin - 50
Glen Davis - 45
Leonard Mitchell - 33
Tasmin Mitchell - 27
Jordan Mickey - 25
Johnny O'Bryant III - 25
Ben Simmons - 22
Brandon Bass - 19
Pete Maravich - 17
Darius Days - 16
Jarell Martin - 16
Trendon Watford - 13
Emmitt Williams - 11
Kavell Bigby-Williams 10
Duop Reath -- 10

LSU Career Triple Doubles

SHAQUILLE O'NEAL - 6

LSU vs. BYU (3/19/92)	26 points, 13 rebounds, 11 blocks
LSU vs. Auburn (2/22/92)	30 points, 20 rebounds, 11 blocks
LSU at SC (2/19/92)	19 points, 14 rebounds, 11 blocks
LSU vs. Florida (1/26/91)	31 points, 21 rebounds, 10 blocks
LSU vs. LMU (2/3/90)	20 points, 24, rebounds, 12 blocks
LSU vs. Texas (2/2/90)	16 points, 19 rebounds, 10 blocks

TIM QUARTERMAN - 1

LSU vs. Ole Miss (2/28/15)	18 points, 10 rebounds, 10 assists
----------------------------	------------------------------------

PETE MARAVICH - 1

LSU vs. Miss. State (2/3/69)	33 points, 11 rebounds, 10 assists
------------------------------	------------------------------------

Maravich Center Records

Individual Records

POINTS

LSU:	53	by Shaquille O'Neal, vs. Arkansas State, 12/18/90
**	50	by Mahmoud Abdul-Rauf, vs. Tennessee, 2/11/99
	49	by Mahmoud Abdul-Rauf, vs. Florida, 3/01/89
	48	by Mahmoud Abdul-Rauf, vs. Louisiana Tech, 12/06/88
	45	by Mahmoud Abdul-Rauf, vs. Georgia, 1/24/90
	43	by Ben Simmons, vs. North Florida, 12/2/15
	43	by Shaquille O'Neal, vs. Northern Arizona, 12/28/91
	40	by Ronnie Henderson, vs. Alabama, 2/11/95
	40	by Rudy Macklin, vs. Tennessee, 1/15/77
	38	by Tasmin Mitchell, vs. Auburn, 1/20/10
	38	by Kenny Higgs, vs. Tennessee, 3/1/75
Opp:	48	by Hank Gathers, Loyola Marymount, 2/03/90
	43	by Todd Day, Arkansas, 1/11/92
	41	by Derrick Kidd, Southern, 11/29/95
	40	by Terrell Lowery, LMU, 12/20/90
	40	by Mike Hansen, UT-Martin, 12/20/88
	37	by Dave Shepherd, Ole Miss, 2/1/75
	36	by Trevor Releford, Alabama, 2/23/13
	36	by Alfred Hughes, Loyola Chicago, 11/28/84
	35	by Melvin Turpin, Kentucky, 1/7/84
	34	by Allen Houston, Tennessee, 1/8/90fd

FIELD GOALS MADE

LSU:	19	by Mahmoud Abdul-Rauf, vs. Florida, 3/01/89
	18	by Bill "Fig" Newton, vs. Georgetown, 1/06/72
	18	by Mahmoud Abdul-Rauf, vs. Louisiana Tech, 12/06/88
	18	by Mahmoud Abdul-Rauf, vs. Southern Miss, 11/19/89
	18	by Shaquille O'Neal, vs. Arkansas State, 12/18/90
	18	by Shaquille O'Neal, vs. Northern Arizona, 12/28/91
Opp:	20	by Hank Gathers, Loyola Marymount, 2/3/90
	17	by Terrell Lowery, Loyola Marymount, 12/20/90
	17	by Alfred Hughes, Loyola Chicago, 11/28/84
	16	by Antonie Walker, Kentucky, 1/16/96
	16	by Derrick Kidd, Southern, 11/29/95
	16	by Todd Day, Arkansas, 1/11/92
	16	by Mike Hansen, UT-Martin, 12/20/88

FIELD GOAL ATTEMPTS

LSU:	39	by Mahmoud Abdul-Rauf, vs. Florida, 3/1/89
	30	by Mahmoud Abdul-Rauf, vs. Miss. State, XX/XX/89
	30	by Mahmoud Abdul-Rauf, vs. Kansas, 11/17/89
	29	by Mahmoud Abdul-Rauf, vs. Louisiana Tech, 12/6/88
	29	by Mahmoud Abdul-Rauf, vs. Kentucky, xx/xx/89
	29	by Mahmoud Abdul-Rauf, vs. Southern Miss, 11/15/89
	29	by Mahmoud Abdul-Rauf, vs. UGA, xx/xx/90
Opp:	37	by Gerald Glass, Ole Miss, 3/3/90
	35	by Hank Gathers, Loyola Marymount, 2/3/90
	29	by Derrick Kidd, Southern, 11/29/95
	27	by Brian Johnson, Southern, 11/19/01
	27	by Bobby Gros, Arkansas State, 12/18/90
	27	by Mike Hansen, UT-Martin, 12/20/88
	27	by Alfred Hughes, Loyola Chicago, 11/28/84

FIELD GOAL PERCENTAGE (MINIMUM 10 ATTEMPTS)

LSU:	1.000	by Stanley Roberts, 10-10, vs. Loyola Marymount, 2/03/90;
	1.000	by Durand Macklin, 12-12, vs. Mississippi State, 1/05/80
	90.9	by Tyrus Thomas, 10-11, vs. Nicholls, 11/21/05
Opp:	90.9	by Ronnie Williams, 10-11, Florida, 1/2/82
	90.9	by Bob Guyette, 10-11, Kentucky, 1/5/74
	86.2	by Melvin Turpin, 15-17, Kentucky, 1/7/84

THREE POINT FIELD GOALS MADE

LSU:	10	by Mahmoud Abdul-Rauf, vs. Tennessee, 2/10/90
	9	by Mahmoud Abdul-Rauf, vs. Ole Miss, 1989
	8	by Mahmoud Abdul-Rauf, vs. Arkansas, 1/02/99
	8	by Ronnie Henderson, vs. Kentucky, 2/15/94
Opp:	9	by Anderson Hunt, UNLV, 1/28/90
	9	by Allen Houston, Tennessee, 1/8/90
	8	six times; Last: by John Petty Jr., Alabama, 1/19/21

-- ** Mahmoud Abdul Rauf played as Chris Jackson at LSU

THREE POINT FIELD GOALS ATTEMPTS

LSU:	20	by Mahmoud Abdul-Rauf, Ole Miss, 1989
	20	by Mahmoud Abdul-Rauf, Tennessee, 2/10/90
	16	by Marcus Thornton, vs. Auburn, 1/16/08
	13	by Mahmoud Abdul-Rauf, vs. Florida, 3/1/89
Opp:	18	by Damon Wordlaw, McNeese, 11/29/94
	17	by Danny Basile, Marist, 12/28/95
	16	by Derrick Kidd, Southern, 11/29/95
	16	by DeWayne Powell, UT-Martin, 12/16/95

THREE POINT FG PERCENTAGE (MINIMUM 5 ATTEMPTS)

LSU:	1.000	by Tim Quarterman, 5-5, vs. Oklahoma, 1/30/16
	1.000	by Antonio Hudson, 6-6, vs. Louisiana-Lafayette, 11/21/04
	1.000	by Collis Temple, 5-5, vs. Nicholls State, 12/22/00
	1.000	by Darrel Mitchell, 5-5, vs. Auburn, 2/26/03
	83.3	four times, 5-6. Last: Darius Days, vs. Vanderbilt, 3/9/19
Opp:	1.000	by Eric Hester, 5-5, Florida, 1/25/17
	1.000	by Sonny Weems, 5-5, Arkansas, 1/26/08
	83.3	by John Ford, 5-6, McNeese, 11/14/07
	80.0	by John Petty Jr, 8-10, Alabama, 1/19/21
	80.0	by Kyryn Galloway, 8-10, UNCG, 11/9/18

FREE THROWS MADE

LSU:	17	by Shaquille O'Neal, vs. Arkansas State, 12/18/90
	16	by Eddie Palubinskas, vs. Miss. State, 3/1/73
	15	by Cameron Thomas, vs. Georgia, 1/6/21
	14	by Al Sanders, vs Auburn, 1/15/72
Opp:	16	by Anthony Rosser, US International, 1/16/84
	15	by Ernie Grunfeld, Tennessee, 1/15/77
	14	by Anthony Richardson, Tennessee, 1/12/83
	13	by Corliss Williamson, Arkansas, 2/22/95
	13	by Greg Sutton, Oral Roberts, 11/30/88

FREE THROWS ATTEMPTED

LSU:	21	by Shaquille O'Neal, vs. Arkansas State, 12/18/90
	19	by Brandon Sampson, vs. Georgia, 1/26/16
	18	by Jarell Martin, vs. Auburn, 3/13/15
Opp:	20	by Anthony Rosser, US International, 1/16/84
	18	by Leon Douglas, Alabama, 2/17/75
	17	by Corliss Williamson, Arkansas, 2/22/95
	17	by Ernie Grunfeld, Tennessee, 1/15/77

FREE THROW PERCENTAGE (MIN. 10 MADE)

LSU:	100.0	by Eddie Palubinskas, 16-16, vs. Miss. State, 03/01/73
	100.0	by Al Sanders, 10-10, vs. Tulane, 1/11/72
	100.0	by Chris Jackson, 12-12, vs. Kentucky, 1/13/90
	100.0	by Vernel Singleton, 12-12, vs. Florida, 1/26/91
	93.7	by Cameron Thomas, 15-16, vs. Georgia, 1/6/21
Opp:	100.0	by Dazan Ingram, 10-10, Alabama, 1/13/18
	100.0	by Anthony Richardson, 14-14, Tennessee, 1/12/85
	100.0	by Retin Obasohan, 11-11, Alabama, 2/17/16
	100.0	by Carlos Zuniga, 10-10, Tulane, 12/04/78
	100.0	by Sidney Moncrief, 10-10, Arkansas, 12/29/77
	100.0	by Darryl Wilson, 10-10, Miss. State, 2/8/95
	100.0	by Tony White, 10-10, Tennessee, 2/7/87
	100.0	by Joe Rogers, 10-10, Villanova, 12/28/76

REBOUNDS

LSU:	32	by Durand Macklin, vs. Tulane, 11/26/76
	26	by Al Sanders, vs. Miss. State, 2/7/72
	24	by Shaquille O'Neal vs. Loyola Marymount, 2/3/90
	23	by Lionel Green, vs. Vandy, 2/5/79
	22	by Rudy Macklin, vs. Auburn, 1/16/80
	21	by Jaime Lloreda, vs. McNeese, 11/24/03
	21	by Shaquille O'Neal, vs. Florida, 1/26/91
	21	by Lionel Green, vs. Montana State, 12/18/78
Opp:	23	by Larry Fry, Mississippi State, 1/16/75
	21	by Larry Richard, TCU, 11/21/86
	20	by Mike Mitchell, Auburn, 1/3/76
	18	by Rich Parson, Texas, 12/28/74
	18	by Josh Davis, Wyoming, 1/3/01
	18	by Miraslay Pecarski, Marist, 11/25/88
	17	Four times. Last: Jarvis Varnado, Miss. St., 1/9/08

Maravich Center Records

ASSISTS

LSU:	19	by Kenny Higgs, vs. Georgia, 1/17/77
	18	by Randy Livingston, vs. George Mason, 12/03/94
	18	by Ethan Martin, vs. Tulane, 12/6/80
	18	by Kenny Higgs, vs. Tennessee, 1/15/77
	17	by Kenny Higgs, vs. Mississippi State, 2/16/76
Opp:	15	by Eddie Johnson, Auburn, 1/3/76
	14	by Kareem Reid, Arkansas, 3/2/96
	14	by Terrell Lowery, Loyola Marymount, 12/20/90
	12	by Travid Ford, Kentucky, 2/15/94
	12	by Greg Anthony, UNLV, 2/25/89

BLOCKED SHOTS

LSU:	12	by Shaquille O'Neal, vs. Loyola Marymount, 2/03/90
	11	by Shaquille O'Neal vs. Auburn, 2/22/92
	10	by Shaquille O'Neal vs. Florida, x/xx/91
	9	by Kavell Bigby-Williams, vs. Grambling, 12/1/18
	9	by Tyrus Thomas, vs. Tennessee, 1/14/06
Opp:	10	by Leon Douglas, Alabama, 2/17/95
	7	by Alex Smith, Bethune Cookman, 1/15/13
	7	by Jarvis Varnado, Miss. State, 1/9/08
	6	by Nick Richards, Kentucky, 2/18/20
	6	by Festus Ezeli, Vandy, 2/25/11
	6	by Reginald Buckner, Ole Miss, 1/22/11

STEALS

LSU:	10	by Shawn Griggs, vs. Tennessee, 2/23/91
	8	by Tremont Waters, vs. ULM, 12/28/18
	8	by Tremont Waters, vs. Texas A&M, 1/23/18
	8	by Anthony Hickey, vs. Texas A&M, 1/23/13
	8	by Clarence Ceasar, vs. Auburn, 1/8/94
	8	by Shawn Griggs, vs. Loyola Marymount, 12/20/90
	8	by Shawn Griggs, vs. Arizona, 12/8/90
Opp:	9	by Mike Varos, Cal State Los Angeles, 12/18/89
	7	by Eddie Shannon, Florida, 1/20/99
	6	by Marcus Hicks, Ole Miss, 2/3/99
	6	by Nekolus Daniels, Troy, 12/22/98

Team Records

POINTS

LSU:	159	vs. Northern Arizona, 159-86, 12/28/91
	148	vs. Loyola Marymount, 148-141, 02/03/90
	128	vs. Tennessee Martin, 128-89, 12/20/88
	127	vs. George Mason, 127-104, 12/03/94
	123	vs. Nicholls State, 123-61, 12/30/91
Opp:	141	by Loyola Marymount, 148-141 (OT), 02/03/90
	129	by Kentucky, 97-129, 01/16/96
	127	by Illinois, 100-127, 12/22/88
	114	by Loyola Marymount, 122-114, 12/20/90
	113	by Tennessee, 119-113, 02/10/90

MOST POINTS IN FIRST HALF

LSU:	80	vs. North Arizona, 159-86, 12/28/91
	72	vs. Loyola Marymount, 148-141 (OT), 2/3/90
	70	vs. George Mason, 127-104, 12/3/94
	69	vs. Tennessee, 121-87, 1/9/78
	65	vs. Tennessee-Martin, 128-89, 12/20/88
Opp:	86	by Kentucky, 86-129, 1/16/96
	61	by Illinois, 100-127, 12/22/88
	60	by Alabama, 105-75, 1/19/21
	58	by Tennessee, 102-108, 1/15/77
	58	by Loyola-Marymount, 148-141 (OT), 2/3/90
	58	by Florida, 71-106, 1/25/17

MOST POINTS IN SECOND HALF

LSU:	79	vs. North Arizona, 159-86, 12/28/91
	78	vs. Tennessee, 111-94, 1/8/90
	71	vs. North Florida, 119-108, 12/2/15
	70	vs. Tulane, 109-85, 12/4/78

	68	vs. Tulane, 119-81, 12/6/80
Opp:	76	by Loyola-Marymount, 148-141 (OT), 2/3/90
	67	by Tulane, 120-88, 12/7/77
	67	by Kentucky, 95-99, 2/15/94
	66	by Illinois, 100-127, 12/22/88
	63	by Southern, 109-100, 11/29/95

FEWEST POINTS IN FIRST HALF

LSU:	10	vs. Ole Miss, 58-45, 3/3/04
	14	vs. Kentucky, 55-81, 2/6/10
	15	vs. Miss. State, 54-64, 1/17/04
	16	vs. Tennessee, 54-59, 2/4/10
	18	vs. Alabama, 49-66, 1/9/10
Opp:	12	by Nicholls, 68-24, 11/22/02
	12	by Southern, 62-41, 12/27/10
	14	by Alabama, 67-52, 1/20/88
	15	by Grambling, 87-41, 12/13/08
	15	by Alabama, 67-58, 2/11/12
	15	by Charleston, 71-47, 12/22/14

FEWEST POINTS IN SECOND HALF

LSU:	18	vs. Mississippi State, 47-49, 1/30/88
	19	vs. Ole Miss, 51-78, 1/22/11
	20	vs. Mississippi State, 39-61, 1/9/08
	20	vs. Utah, 59-61, 1/2/10
	20	vs. Arkansas, 65-60, 2/27/13
Opp:	10	by Nicholls, 71-35, 12/30/01
	11	by Grambling, 112-37, 11/20/99
	12	by Nicholls, 68-24, 11/22/02
	15	by Centenary, 78-36, 11/24/10
	17	four times

FIELD GOALS MADE

LSU:	61	vs. Loyola Marymount, 148-141 (OT), 2/3/90
	61	vs. Northern Arizona, 159-86, 12/28/91
	56	vs. Tennessee-Martin, 128-89, 12/20/88
	53	vs. Saint Peter's, 113-101, 12/27/74
	53	vs. Tennessee, 121-87, 1/9/78
Opp:	53	by Illinois, 100-127, 12/22/88
	52	by Loyola Marymount, 148-141 (OT), 2/3/90
	47	by Loyola Marymount, 122-114, 12/20/90
	47	by Kentucky, 97-129, 1/16/96
	44	by Auburn, 86-102, 1/3/76

FIELD GOAL ATTEMPTS

LSU:	105	vs. Montana State, 101-81, 12/27/76
	103	vs. Northern Arizona, 159-86, 12/28/91
	100	vs. Tennessee-Martin, 128-89, 12/20/88
	95	vs. Loyola Marymount, 148-141 (OT), 2/3/90
	92	twice
Opp:	116	by Loyola-Marymount, 148-141 (OT), 2/3/90
	96	by Kentucky, 107-88, 2/5/91
	92	by Troy State, 113-78, 12/6/94
	90	by Ole Miss, 100-75, 1/10/76
	90	by Tennessee, 111/94, 1/8/90

FIELD GOAL PERCENTAGE

LSU:	70.3	vs. Centenary, (45-64) 112-65, 1/15/03
	67.2	vs. Kentucky, (39-58) 107-88, 2/5/91
	66.7	vs. Ole Miss, (34-51) 86-68, 1/13/86
	65.8	vs. Tulane, (48-73) 119-81, 12/6/80
	65.3	vs. Miss. State, (32-49) 86-73, 2/21/83
Opp:	68.4	by Tulane, (26-38) 72-83, 3/12/82
	67.9	by Illinois, (53-78) 100-127, 12/22/88
	66.1	by Tennessee, (39-59) 102-108, 1/15/77
	65.0	by Auburn (39-60) 86-92, 2/26/86
	62.5	by Lamar (30-48) 64-70, 12/1/97

Maravich Center Records

FREE THROWS MADE

LSU:	41	vs. Tulane, 95-85, 12/22/79
	38	vs. Miss. State, 94-82, 3/1/73
	38	vs. Florida, 85-81, 1/16/93
	37	vs. Vanderbilt, 94-79, 2/6/88
	37	vs. Georgia, 89-85, 1/26/16
Opp:	35	by Tulane, 109-85, 12/4/78
	34	by Houston, 91-100, 12/6/83
	32	by Kentucky, 80-96, 1/7/84
	31	by Tulane, 72-83, 3/12/82
	30	five times

FREE THROW ATTEMPTS

LSU:	55	vs. Tulane, 95-85, 12/22/79
	55	vs. Georgia, 89-85, 1/26/16
	54	vs. Loyola (Chicago), 97-80, 12/6/82
	52	vs. Vanderbilt, 94-79, 2/6/88
	52	vs. Tennessee, 119-87, 2/23/91
Opp:	47	by Ole Miss, 93-70, 1/14/84
	46	by Tulane, 109-85, 12/4/78
	45	by Houston, 91-100, 12/6/83
	44	by Georgia State, 105-70, 12/28/94
	43	by Kentucky, 80-96, 1/7/84

FREE THROW PERCENTAGE (MIN. 10 ATTEMPTS)

LSU:	1.000	vs. Kentucky (17-17), 64-70, 2/29/2004
	1.000	vs. Texas A&M (13-13), 73-85, 2/4/17
	95.5	vs. Auburn (21-22), 79-72, 2/21/09
	95.0	vs. Samford (19-20), 105-86, 11/16/17
	94.4	vs. Tennessee (17-18), 78-65, 2/13/21
Opp:	1.000	by Alabmaa (18-18), 66-74, 1/13/18
	1.000	by Wofford (13-13), 91-69, 11/12/16
	1.000	by Centenary (10-10), 112-65, 1/15/03
	93.3	by North Texas (14-15), 55-75, 12/22/10
	92.6	by Arkansas (25-27), 88-74, 2/1/14

THREE POINT FIELD GOALS MADE

LSU:	17	vs. Vanderbilt, 89-96, 12/29/16
	16	vs. Auburn, 94-63, 2/26/03
	15	vs. Arkansas, 94-86, 2/3/18
	13	five times
Opp:	23	by Alabama, 1/19/21
	19	by North Florida, 119-108, 12/2/15
	19	by Florida, 71-106, 1/25/17
	19	by UNC Greensboro, 97-91, 11/9/18
	18	by Ohio State, 113-101 (2OT), 1/15/05

THREE POINT FG ATTEMPTED

LSU:	36	vs. Southeastern, 96-43, 11/30/21
	32	vs. Sam Houston State, 80-58, 12/19/17
	31	vs. Miss. State, 52-66, 1/26/94
	30	vs. Arkansas, 79-94, 3/2/96
	30	vs. Tennessee-Martin, 84-60, 11/29/17
	30	vs. Arkansas, 94-86, 2/3/18
Opp:	52	vs. Troy State, 113-78, 12/6/94
	46	vs. Kentucky, 94-81, 1/13/90
	45	vs. Loyola Marymount, 148-141 OT, 2/3/90
	44	vs. Kentucky, 74-53, 2/2/92
	43	vs. Alabama, 75-105, 1/19/21

THREE POINT FIELD GOAL PERCENTAGE (MIN. 10 ATTEMPTS)

LSU:	66.7	vs. Alabama (10-15), 88-79, 1/8/19
	66.7	vs. Vanderbilt (10-15), 79-60, 2/12/03
	64.0	vs. Auburn (16-25), 94-63, 2/26/03
	63.6	vs. Marquette (7-11), 67-59, 12/19/11
	63.6	vs. Georgia (7-11), 81-52, 1/25/06
	63.6	vs. ULM (7-11), 96-65, 11/29/03
	63.6	vs. Nicholls (7-11), 91-74, 12/23/99

	63.6	vs. Auburn, (7-11), 70-73, 1/9/99
Opp:	66.7	by Arkansas (10-15), 52-68, 1/26/08
	61.5	by Illinois (8-13), 100-127, 12/22/88
	60.0	by Georgia (9-15), 61-69, 3/8/14
	60.0	by McNeese (9-15), 62-59, 12/22/08
	60.0	by Virginia (6-10), 52-57, 1/2/12
	60.0	by Miss. State (6-10), 79-82, 1/29/91

REBOUNDS

LSU:	80	vs. Montana State, 12/27/76
	65	vs. Loyola Marymount, 2/3/90
	64	vs. Northwestern State, 11/16/13
	64	vs. CCONY, 11/28/75
	63	vs. Nicholls State, 12/30/91
Opp:	59	by Memphis, 12/5/72
	55	by Auburn, 1/3/76
	54	by Oral Roberts, 11/30/88
	53	by Florida, 1/12/13
	53	by Kentucky, 2/6/10

ASSISTS

LSU:	38	vs. George Mason, 12/3/94
	33	vs. Loyola Marymount, 2/3/90
	33	vs. Georgia State, 12/28/94
	33	vs. Vandy, 2/10/75
	32	vs. Loyola, 1/8/72
Opp:	26	by Miss. State, 1/16/75
	26	by Auburn, 1/3/76
	26	by UNLV, 2/x/89
	25	by Illinois, 12/12/88
	23	by Arkansas, xx/xx/92
	23	by Alabama, 1/10/72

STEALS

LSU:	23	vs. Tennessee, 2/23/91
	20	vs. Southeastern, 11/26/90
	20	vs. Nicholls, 12/29/90
	19	vs. Georgia, 1/6/21
	19	vs. Texas A&M, 1/23/13
	18	vs. Marist, 11/25/88
	18	vs. Central Connecticut State, 1/19/93
Opp:	25	by Kentucky, 2/15/94
	23	by UGA, 2/19/94
	23	by Arkansas, 3/2/94
	20	by Loyola Marymount, 2/3/90
	17	by Vandy, 1/28/95

BLOCKS

LSU:	16	vs. Alcorn State, 11/20/08
	14	vs. Alabama, 3/5/08
	14	vs. UGA, 1/25/06
	14	vs. Loyola Marymount, 2/3/90
	13	Six times. Last: vs. South Carolina, 1/28/15
Opp:	15	by Alabama, 2/17/75
	10	by Tennessee, 3/10/89

Team Single-Game Records

MOST POINTS SCORED

1.	159 — Northern Arizona (159-86)	Dec. 28, 1991
2.	148 — vs. Loyola Marymount (148-141)	Feb. 3, 1990
3.	128 — vs. Louisiana College (128-74)	Dec. 7, 1953
3.	128 -- vs. Tennessee Martin (128-89)	Dec. 20, 1988
5.	127 — vs. Tulane (127-114)	Feb. 9, 1970

HIGHEST VICTORY MARGIN

1.	94 — LSU 124, Southwestern (TN) 33	Dec. 8, 1952
2.	75 — LSU 112, Grambling State 37	Nov. 20, 1999
3.	73 — LSU 159, Northern Arizona 86	Dec. 28, 1991
4.	62 — LSU 123, Nicholls State 61	Dec. 30, 1991
5.	60 — LSU 80, Sewanee 20	Jan. 5, 1934
6.	56 — LSU 69, Louisiana-Lafayette 13	Dec. 1915
	56 — LSU 66, Millsaps 10	Feb. 6, 1918

OPPONENT MOST POINTS SCORED

1.	130 — by Florida State (FSU 130-100)	Dec. 16, 1967
2.	141 — by Loyola Marymount (LSU 148-141)	Feb. 3, 1990
3.	129 — by Kentucky (UK 129-97)	Jan. 16, 1996
4.	127 — by Kentucky (UK 127-80)	March 4, 1995
5.	121 — by Kentucky (UK 121-95)	Jan. 27, 1968
	121 — by Kentucky (UK 121-105)	Feb. 21, 1970

OPPONENTS MARGIN OF VICTORY

1.	49 — UCLA 133, LSU 84	Dec. 23, 1969
2.	47 — Kentucky 127, LSU 80	March 4, 1995
3.	46 — Vanderbilt 106, LSU 60	March 8, 1965
4.	44 — Oklahoma State 111, LSU 67	Dec. 20, 1994
5.	41 — Auburn 101, LSU 60	Feb. 13, 1965
6.	40 — Florida 102, LSU 62	Jan. 4, 1965
	40 — St. John's 102, LSU 62	Dec. 29, 1965

MOST FIELD GOALS MADE

1.	61 — vs. Northern Arizona	Dec. 28 1991
1.	61 — vs. Loyola Marymount	Feb. 3, 1990
3.	48 — vs. Loyola Marymount	Dec. 20, 1990
4.	47 — vs. McNeese State	Jan. 20, 1992
	47 — vs. Southeastern Louisiana	Nov. 26, 1990
	47 — vs. Nicholls State	Dec. 29, 1990

MOST THREE-POINT FIELD GOALS MADE

1.	17 -- vs. Vanderbilt	Dec. 29, 2016
	17 — vs. Tennessee	March 1, 2003
3.	16 — vs. Auburn	Feb. 26, 2003
4.	15 -- vs. Arkansas	Feb. 3, 2018
5.	14 -- at Texas A&M	Jan. 14, 2020
6.	13 -- vs. Southeastern	Jan. 30, 2020
	13 -- at Florida	March 1, 2014
	13 -- vs. Grambling State	Dec. 13, 2008
	13 — vs. Chaminade	Nov. 20, 2007
	13 — vs. Texas A&M	Nov. 30, 2002
	13 — vs. Northwestern State	Dec. 2, 2001
	13 — vs. Maryland Baltimore County	Dec. 30, 1994
	13 — vs. Ole Miss	March 10, 1989

MOST FREE THROWS MADE

1.	41 — vs. Tulane	Dec. 22, 1979
2.	38 — vs. Florida	Jan. 16, 1993
3.	37 -- vs. Georgia	Jan. 26, 2016
	37 — vs. Vanderbilt	Feb. 6, 1988
5.	36 — vs. Tennessee	Feb. 23, 1991
6.	33 — vs. Ole Miss	Jan. 14, 1984
	33 — vs. Loyola (Chicago)	Dec. 6, 1982
8.	32 -- vs. Arkansas	Feb. 2, 2019
	32 -- vs. South Carolina	Jan. 19, 2019
	32 -- vs. Northwestern State	Nov. 12, 2010
	32 — vs. Texas A&M	Dec. 8, 1982
	32 — vs. Arkansas	Jan. 11, 1992

MOST REBOUNDS

1.	80 — vs. Montana State	Dec. 27, 1976
2.	65 — vs. Loyola Marymount	Feb. 3, 1990
3.	63 — vs. Nicholls State	Dec. 30, 1991
4.	62 — vs. Hawaii Pacific	Nov. 27, 1982
5.	61 — vs. Northern Arizona	Dec. 28, 1991
6.	60 — vs. McNeese State	Dec. 20, 1992
	60 — vs. Troy	Dec. 6, 1994
	60 — vs. Troy	Dec. 22, 1999

ASSISTS

1.	38 — vs. George Mason	Dec. 3, 1994
2.	33 — vs. Loyola Marymount	Feb. 3, 1990
	33 — vs. Georgia State	Dec. 28, 1994
4.	30 — vs. Southern	Nov. 29, 1995
	30 — vs. Texas A&M Corpus Christi	Dec. 14, 2002
6.	29 -- vs. Samford	Nov. 16, 2017
	29 — vs. Northern Arizona	Dec. 28, 1991
	29 — vs. Troy	Dec. 6, 1994
	29 — vs. Grambling State	Nov. 28, 1999

STEALS

1.	23 — vs. Tennessee	Feb. 23, 1991
2.	20 — vs. Southeastern Louisiana	Nov. 26, 1990
	20 — vs. Nicholls State	Dec. 29, 1990
4.	19 -- vs. Georgia	Jan. 6, 2021
	19 -- vs. Texas A&M	Jan. 23, 2013
6.	18 — vs. Marist	Nov. 25, 1988
	18 — vs. Central Connecticut State	Jan. 19, 1993
8.	17 — vs. Auburn	Jan. 9, 1993
	17 — vs. Cornell	Dec. 30, 1995
	17 — vs. Loyola Marymount	Dec. 20, 1990

BLOCKS

1.	16 — vs. Texas	Jan. 2, 1990
	16 -- vs. Alcorn State	Nov. 20, 2008
3.	14 — vs. Alabama	March 5, 2008
	14 — vs. Georgia	Jan. 25, 2006
	14 — vs. Loyola Marymount	Feb. 3, 1990
6.	13 -- vs. South Carolina	Jan. 28, 2015
	13 -- vs. Houston Baptist	Dec. 28, 2012
	13 — vs. Tennessee	Jan. 14, 2006
	13 — vs. Louisiana-Lafayette	Nov. 21, 2004
	13 — vs. Texas A&M Corpus Christi	Dec. 14, 2002
	13 — vs. Auburn	March 1, 1980
	13 — vs. Georgia	Jan. 7, 1991

Team Season Records

WINS

1.	31	1980-81
2.	28	2018-19
	28	1999-00
4.	27	2008-09
	27	2005-06
6.	26	1985-86
	26	1979-80
8.	24	1986-87
9.	23	1989-90
	23	1978-79
11.	22	2014-15
	22	1992-93
	22	1969-70
	22	1952-53
15.	21	2019-20
	21	2002-03
	21	1991-92

WINNING PCT. (MIN. 10 WINS)

1.	.938 (15-1)	1921-22
2.	.933 (14-1)	1934-35
3.	.923 (12-1)	1917-18
4.	.909 (10-1)	1916-17
	.909 (10-1)	1914-15
6.	.905 (19-2)	1919-20
7.	.880 (22-3)	1952-53
8.	.861 (31-5)	1980-81
9.	.857 (18-3)	1945-46
10.	.826 (19-4)	1920-21

GAMES PLAYED

1.	39	1986-87
2.	38	1985-86
3.	36	2005-06
	36	1980-81
5.	35	2018-19
	35	2008-09
7.	34	2013-14
	34	2001-02
	34	1999-00
10.	33	2017-18
	33	2015-16
	33	2014-15
	33	2011-12
	33	1992-93

FIELD GOALS ATTEMPTS

1.	2403	1969-70
2.	2327	1985-86
3.	2303	1988-89
4.	2261	1986-87
5.	2194	1989-90
6.	2162	2018-19
7.	2155	1992-93
8.	2144	1980-81
9.	2093	2008-09
10.	2092	2005-06
11.	2067	2013-14

FIELD GOALS MADE

1.	1170	1985-86
2.	1159	1969-70
3.	1116	1989-90
4.	1115	1988-89
5.	1098	1980-81
6.	1047	1986-87
7.	1019	1979-80
8.	1010	1990-91
9.	1000	1991-92
10.	988	2018-19
11.	972	2005-06

3-POINT FG ATTEMPTED

1.	774	2017-18
2.	740	2018-19
3.	675	2013-14
4.	674	2020-21
5.	658	2012-13
6.	624	2007-08
7.	620	2015-16
8.	614	1995-96
9.	584	2016-17
10.	572	2008-09

3-POINT FG MADE

1.	268	2017-18
2.	236	2018-19
3.	234	2020-21
	234	2012-13
5.	231	2013-14
6.	215	2002-03
7.	213	2008-09
8.	211	2019-20
9.	205	2004-05
10.	204	2001-02

3-POINT FG PERCENTAGE

1.	.401	1986-87
2.	.388	1988-89
3.	.377	2002-03
4.	.372	2008-09
5.	.368	1992-93
6.	.367	1991-92
7.	.364	2001-02
8.	.359	2004-05
	.359	1989-90
10.	.357	2000-01

FIELD GOAL PERCENTAGE

1.	.521	1978-79
2.	.520	1970-71
3.	.512	1980-81
4.	.509	1989-90
	.509	1979-80
6.	.503	1985-86
7.	.501	1984-85
8.	.495	1990-91
9.	.490	1991-92
10.	.488	1973-74

FREE THROWS MADE

1.	667	1969-70
2.	653	1980-81
3.	603	2018-19
4.	573	1990-91
5.	569	2015-16
6.	557	1988-89
7.	552	1999-00
8.	542	2005-06
9.	537	1985-86
10.	536	1989-90
11.	530	2008-09

FREE THROWS ATTEMPTS

1.	944	1980-81
2.	917	1969-70
3.	858	1999-00
4.	856	2015-16
5.	840	1990-91
6.	820	1991-92
7.	804	1988-89
8.	802	2018-19
9.	786	2005-06
10.	782	1986-87

FREE THROW PERCENTAGE

1.	.770	1988-89
2.	.769	2019-20
3.	.752	2018-19
4.	.750	2020-21
	.750	1985-86
6.	.741	2007-08
7.	.737	1963-64
8.	.731	2017-18
9.	.730	2004-05
10.	.727	1969-70

REBOUNDS

1.	1691	1969-70
2.	1457	1989-90
3.	1447	2005-06
4.	1401	1986-87
5.	1373	1999-00
6.	1365	2008-09
7.	1355	2018-19
8.	1334	2013-14
9.	1316	1990-91
10.	1308	1991-92
11.	1298	1985-86
	1298	1964-65

REBOUND AVERAGE

1.	52.8	1969-70
2.	49.9	1964-65
3.	47.1	1962-63
4.	47.0	1963-64
	47.0	1961-62
6.	46.5	1954-55
7.	46.2	1977-78
8.	46.0	1970-71
	46.0	1968-69
10.	45.5	1989-90
	45.5	1976-77

PERSONAL FOULS

1.	747	1986-87
2.	727	1980-81
3.	697	1978-79
4.	675	1977-78
5.	669	1979-80
6.	663	1982-83
7.	661	1989-90
8.	660	1969-70
9.	657	1985-86
10.	639	1973-74

FOULED OUT

1.	37	1973-74
	37	1952-53
3.	33	1978-79
	33	1977-78
5.	32	1976-77
6.	30	1957-58
7.	29	1974-75
8.	28	1989-90
	28	1969-70
10.	27	1988-89
	27	1972-73
	27	1971-72

ASSISTS

1.	616	1974-75
2.	577	1985-86
3.	566	1990-91
4.	547	2005-06
5.	538	1975-76
6.	529	2008-09
7.	527	1986-87

7.	527	1980-81
9.	526	1989-90
10.	525	1988-89

BLOCKED SHOTS

1.	236	2005-06
2.	225	1989-90
3.	212	2008-09
4.	206	1991-92
5.	204	2014-15
6.	199	2013-14
7.	198	1990-91
8.	196	2007-08
9.	180	1999-00
10.	155	2006-07

STEALS

1.	352	1986-87
2.	316	1990-91
2.	316	1992-93
4.	313	1999-00
5.	311	1991-92
6.	308	2018-19
7.	306	1985-86
8.	298	2005-06
9.	297	1980-81
10.	282	2012-13
11.	280	2001-02

POINTS

1.	2985	1969-70
2.	2966	1988-89
3.	2921	1989-90
4.	2877	1985-86
5.	2851	1980-81
6.	2785	1986-87
7.	2713	1991-92
	2713	1990-91
9.	2633	2005-06
10.	2617	2008-09

SCORING AVERAGE

1.	93.3	1969-70
2.	92.7	1988-89
3.	91.3	1989-90
4.	90.4	1990-91
5.	89.1	1968-69
6.	88.7	1967-68
7.	87.5	1991-92
8.	85.6	1970-71
9.	84.1	1977-78
10.	83.5	1974-75
11.	82.8	1978-79
12.	82.5	1975-76
13.	81.9	1973-74
14.	81.8	2020-21
15.	80.5	2019-20
	80.5	1952-53

FEWEST OPPONENTS PTS AVG.

1.	47.2	1947-48
2.	54.9	1948-49
3.	60.4	1951-52
4.	60.6	1953-54
5.	62.1	1950-51
6.	62.7	2006-07
	62.7	1999-00
8.	63.4	2002-03
9.	63.7	1952-53
10.	63.8	2003-04

Opponent Team, Individual Season Records

POINTS

1.	2861	1988-89
2.	2860	1969-70
3.	2679	1985-86
4.	2658	1986-87
5.	2620	1989-90
6.	2572	2016-17
7.	2558	2018-19
8.	2543	2015-16
9.	2463	2017-18
10.	2449	1980-81

FIELD GOALS MADE

1.	1117	1969-70
2.	1113	1985-86
3.	1096	1988-89
4.	973	1986-87
5.	971	1980-81
6.	919	1992-93
7.	918	2013-14
8.	915	2015-16
9.	903	1990-91
10.	901	1989-90

FIELD GOALS ATTEMPTED

1.	2497	1969-70
2.	2263	1988-89
3.	2257	1985-86
4.	2240	1986-87
5.	2222	1989-90
6.	2137	2005-06
7.	2129	1990-91

FIELD GOAL PERCENTAGE

1.	.511	1981-82
2.	.493	1985-86
3.	.492	1966-67
4.	.489	1993-94
5.	.484	1974-75
	.484	1988-89
7.	.472	2016-17
	.472	1984-85
9.	.471	1983-84
	.471	1980-81

FREE THROWS MADE

1.	626	1969-70
2.	603	1956-57
3.	569	1986-87
4.	565	1955-56
5.	561	1989-90
6.	545	2013-14
7.	533	1983-84
8.	529	1994-95

FREE THROW ATTEMPTS

1.	928	1969-70
2.	881	1955-56
3.	863	1956-57
4.	800	1989-90
5.	789	1954-55
6.	784	1994-95
7.	778	2013-14
8.	758	1995-96
9.	747	1983-84

FREE THROW PERCENTAGE

1.	.744	1962-63
2.	.737	1984-85
3.	.733	1986-87
4.	.729	1974-75
5.	.725	1970-71
6.	.719	1980-81
7.	.718	2016-17
8.	.714	2020-21
	.714	1983-84

3-POINT FG MADE

1.	281	2018-19
2.	277	2019-20
	277	2017-18
	277	2016-17
5.	262	2015-16
6.	257	1989-90
7.	243	2020-21
8.	233	2005-06
	233	1999-00
10.	226	2001-02
	226	1994-95

3-POINT FG ATTEMPTS

1.	833	2018-19
2.	811	2020-21
3.	804	2019-20
4.	785	2017-18
5.	749	2015-16
6.	745	1999-00
7.	734	1989-90
8.	724	2016-17
9.	684	2001-02
10.	677	2005-06

3-POINT FG PERCENTAGE

1.	.390	1986-87
2.	.383	2016-17
3.	.379	2004-05
4.	.369	2000-01
5.	.365	1996-97
6.	.361	1988-89
7.	.358	2013-14
8.	.354	2002-03
	.354	1990-91
10.	.353	2017-18

REBOUNDS

1.	1485	1969-70
2.	1417	1986-87
3.	1346	1967-68
4.	1344	1988-89
5.	1332	1965-66

REBOUND AVERAGE

1.	52.5	1955-56
2.	52.2	1957-58
2.	52.2	1956-57
4.	51.7	1967-68
5.	51.2	1965-66

PERSONAL FOULS

1.	848	1980-81
2.	780	1986-87
3.	764	1979-80
4.	743	1999-00
5.	710	1985-86

ASSISTS

1.	560	1985-86
2.	545	1988-89
3.	530	1992-93
4.	499	1974-75
5.	491	1993-94

BLOCKED SHOTS

1.	158	1992-93
2.	150	2005-06
3.	133	2010-11
4.	132	2011-12
5.	129	2012-13
6.	126	2013-14
7.	123	2014-15
8.	119	1997-98
	119	1993-94
	119	1985-86

STEALS

1.	301	1996-97
2.	290	1998-99
3.	274	1989-90
4.	269	1994-95
5.	265	1999-00

SCORING AVERAGE

1.	89.7	1974-75
2.	89.4	1988-89
2.	89.4	1969-70
4.	87.5	1968-69
5.	86.1	1967-68
6.	83.0	2016-17
7.	81.9	1989-90
8.	81.2	1994-95
9.	81.3	1993-94

Opponent single game records

POINTS

1.	Johnny Neumann, Ole Miss	Jan. 30, 1971	63
2.	Gerald Glass, Ole Miss	March 4, 1989	53
3.	Dan Issel, Kentucky	Feb. 21, 1970	51
4.	Bob Burrow, Kentucky	Jan. 14, 1956	50
5.	Ron Widby, Tennessee	1967	50

FIELD GOALS MADE

1.	Johnny Neumann, Ole Miss	Jan. 30, 1971	26
2.	Gerald Glass, Ole Miss	March 4, 1989	20
3.	Hank Gathers, Loyola-Marymount	Feb. 3, 1990	20

FIELD GOALS ATTEMPTS

1.	Johnny Neumann, Ole Miss	Jan. 30, 1971	40
2.	Gerald Glass, Ole Miss	March 3, 1990	37
3.	Gerald Glass, Ole Miss	March 4, 1989	36

FREE THROWS MADE

1.	Neal Walk, Florida	Feb. 10, 1968	18
2.	Carlos Clark, Ole Miss	Jan. 15, 1983	17
3.	Anthony Rosser, U.S. International	Jan. 16, 1984	16
	Andrew Rowsey, Marquette	Nov. 11, 2017	16

FREE THROW ATTEMPTS

1.	Neal Walk, Florida	Feb. 10, 1968	21
1.	Carlos Clark, Ole Miss	Feb. 15, 1983	21
3.	Anthony Rosser, U.S. International	Jan. 16, 1984	20

FREE THROW PERCENTAGE (MIN. 15 ATTEMPTS)

1.	Andrew Rowsey, Marquette	Nov. 22, 2018	1.000 (16-16)
2.	Reggie Johnson, Tennessee	Feb. 5, 1978	.933 (14-15)
3.	Earvin Johnson, Mich. St.	March 16, 1979	.933 (14-15)

THREE-POINT FIELD GOALS MADE

1.	Anderson Hunt, UNLV	Jan. 28, 1990	9
	Scott Draud, Vanderbilt	Feb. 18, 1990	9
	Lee Mayberry, Arkansas	March 4, 1992	9
4.	Seven times		8

THREE-POINT FIELD GOAL ATTEMPTS

1.	Chris Walker, Villanova	March 15, 1990	20
2.	Damon Rowdlaw, McNeese	Nov. 29, 1994	18
3.	Scott Draud, Vanderbilt	Feb. 2, 1991	17
	Danny Basile, Marist	Dec. 25, 1995	17

THREE-POINT FG PERCENTAGE (MIN. 5 ATTEMPTS)

1.	Eric Hester, Florida	Jan. 25, 2017	1.000 (5-5)
	Jordan McRae, Tennessee	Feb. 19, 2013	1.000 (6-6)
	Dawid Przbyszeski, Vandy	Feb. 21, 2004	1.000 (5-5)
	Ezra Williams, Georgia	Jan. 5, 2003	1.000 (7-7)
	Troy Gaines, Auburn	Feb. 26, 2003	1.000 (5-5)
	Andrew Moten, Florida	Jan. 21, 1987	1.000 (5-5)

REBOUNDS

1.	Bailey Howell, Mississippi St.	1957	34
2.	Bob Lienhard, Georgia	1969	29
	Dan Issel, Kentucky	Feb. 22, 1969	29

ASSISTS

1.	Eddie Johnson, Auburn	Jan. 3, 1976	15
2.	Tyler Ullis, Kentucky	March 5, 2016	14
	Kareem Reid, Arkansas	March 2, 1996	14
	Terrell Lowery, Loyola-Marymount	Dec. 20, 1990	14
	Bobby Hurley, Duke	Feb. 10, 1991	14

BLOCKED SHOTS

1.	Roy Rogers, Alabama	Feb. 17, 1996	10
2.	Andre Riddick, Kentucky	March 14, 1993	9
3.	Charles Barkley, Auburn	1984	8


STEALS

1.	Mike Varos, Cal State Los Angeles	Dec. 8, 1989	9
2.	Pointer Williams, McNeese State	Dec. 1, 1995	8
3.	Six times		7

Records by Class



Kenny Higgs



Mahmoud Abdul-Rauf

GAMES

Fr.	Tasmin Mitchell (36), 2005-06
	Garrett Temple (36), 2005-06
	Ben Voogd (36), 2005-06
	Johnny Jones (36), 1980-81
	Leonard Mitchell (36), 1980-81
So.	Fess Irvin (37), 1986-87
Jr.	Bernard Woodside (39), 1986-87
Sr.	Oliver Brown (38), 1986-87
	Anthony Wilson (38), 1986-87

FIELD GOAL ATTEMPTS

Fr. **	Mahmoud Abdul-Rauf (739), 1988-89
So.	Pete Maravich (1022), 1967-68
Jr.	Pete Maravich (976), 1968-69
Sr.	Pete Maravich (1168), 1969-70

FIELD GOALS MADE

Fr.	Mahmoud Abdul-Rauf (359), 1988-89
So.	Pete Maravich (432), 1967-68
Jr.	Pete Maravich (433), 1968-69
Sr.	Pete Maravich (522), 1969-70

FIELD GOAL PERCENTAGE

Fr.	Emmitt Williams (.614), 2018-19
So.	Rudy Macklin (.622), 1977-78
Jr.	Ralph Jukkola (.638), 1967-68
Sr.	Dave Ramsden (.675), 1968-69

3-POINT FIELD GOALS MADE

Fr.	Mahmoud Abdul-Rauf (84), 1988-89
So.	Mahmoud Abdul-Rauf (88), 1989-90
Jr.	Marcus Thornton (90), 2007-08
Sr.	Anthony Wilson (95), 1986-87

3-POINT FIELD GOAL PERCENTAGE

Fr.	Fess Irvin (.463), 1986-87
So.	Jamie Brandon (.509), 1992-93
Jr.	Landers Nolley (.421), 1994-95
Sr.	Justin Anderson (.489), 1991-92

FREE THROW ATTEMPTS

Fr.	Ben Simmons (297), 2015-16
So.	Pete Maravich (338), 1967-68
Jr.	Pete Maravich (378), 1968-69
Sr.	Pete Maravich (436), 1969-70

FREE THROWS MADE

Fr.	Ben Simmons (199), 2015-16
So.	Pete Maravich (274), 1967-68
Jr.	Pete Maravich (282), 1968-69
Sr.	Pete Maravich (337), 1969-70

FREE THROW PERCENTAGE

Fr.	Jordy Hultberg (.867), 1976-77
So.	Chris Jackson (.909), 1989-90
Jr.	Kenny Drost (.902), 1965-66
Sr.	Derrick Taylor (.880), 1985-86

REBOUNDS

Fr.	Ben Simmons (368), 2015-16
So.	Al Sanders (474), 1969-70
Jr.	Shaquille O'Neal (421), 1991-92
Sr.	Bob Pettit (432), 1953-54

REBOUND AVERAGE

Fr.	Ben Simmons (11.8), 2015-16
	Rudy Macklin (11.8), 1976-77
So.	Al Sanders (14.8), 1969-70
Jr.	Al Sanders (14.8), 1970-71
Sr.	Bob Pettit (17.3), 1953-54

ASSISTS

Fr.	Tremont Waters (198), 2017-18
So.	Tremont Waters (192), 2018-19
Jr.	Kenny Higgs (239), 1976-77
Sr.	Pete Maravich (192), 1969-70

STEALS

Fr.	Clarence Ceasar (90), 1991-92
So.	Tremont Waters (96), 2018-19
Jr.	Darryl Joe (93), 1986-87
Sr.	Derrick Taylor (86), 1985-86

POINTS

Fr.	Mahmoud Abdul-Rauf (965), 1988-89
So.	Pete Maravich (1138), 1967-68
Jr.	Pete Maravich (1148), 1968-69
Sr.	Pete Maravich (1381), 1969-70

SCORING AVERAGE

Fr.	Mahmoud Abdul-Rauf (30.2), 1988-89
So.	Pete Maravich (43.8), 1967-68
Jr.	Pete Maravich (44.2), 1968-69
Sr.	Pete Maravich (44.5), 1969-70

BLOCKED SHOTS

Fr.	Shaquille O'Neal (115), 1989-90
So.	Shaquille O'Neal (140), 1990-91
Jr.	Shaquille O'Neal (157), 1991-92
Sr.	Chris Johnson (95), 2008-09

MOST SINGLE GAME PTS (SINCE 1967)

Fr.	Mahmoud Abdul-Rauf (55), Ole Miss, 3-4-89
	Mahmoud Abdul-Rauf (53), Florida, 2-10-88
	Mahmoud Abdul-Rauf (48), vs. Florida, 3-1-89
	Mahmoud Abdul-Rauf (48), LA Tech, 12-6-88
	Ben Simmons (43), vs. N. Florida, 12-2-15
So.	Pete Maravich (59), vs. Alabama, 2-17-68
	Pete Maravich (58), vs. Miss. St., 12-22-67
	Pete Maravich (55), vs. Tulane, 2-21-68
	Pete Maravich (55), vs. Auburn, 1-3-68
Jr.	Pete Maravich (66), vs. Tulane, 2-10-69
	Pete Maravich (58), vs. Georgia, 3-8-69
	Pete Maravich (55), vs. Miss. St., 3-3-69
	Pete Maravich (55), vs. Tulane, 12-14-68
Sr.	Pete Maravich (69), vs. Alabama, 2-7-70
	Pete Maravich (64), vs. Kentucky, 2-21-70
	Pete Maravich (61), vs. Vandy, 12-11-69
	(Note: Bob Pettit in 1953-54 had games of 60 vs. La. College and 57 vs. Georgia.)

-- ** Mahmoud Abdul-Rauf played as Chris Jackson at LSU.

Yearly Leaders

SCORING LEADERS

YEAR	PLAYER	GMS.	PTS.	AVG.
1945	Clyde Lindsey	24	377	15.7
1946	Joe Bill Adcock	21	391	18.6
1947	Frank Brian	21	340	16.2
1948	Bob Meador	25	244	9.8
1949	Bob Meador	25	306	12.2
1950	Joe Dean	24	315	13.1
1951	Joe Dean	24	362	15.1
1952	Bob Pettit	24	612	25.5
1953	Bob Pettit	21	519	24.7
1954	Bob Pettit	25	785	31.4
1955	Roger Sigler	24	360	15.0
1956	Roger Sigler	20	501	25.1
1957	Roger Sigler	25	459	18.4
1958	Dom Merle	25	308	12.3
1959	Jim Crisco	25	305	12.2
1960	George Nattin	16	217	13.5
1961	George Nattin	25	413	16.5
1962	George Nattin	24	306	12.7
1963	Dick Maile	24	337	14.0
1964	Dick Maile	25	518	20.7
1965	Dick Maile	25	429	17.1
1966	Harry Heroman	26	458	17.6
1967	Kenny Drost	26	430	16.5
1968	Pete Maravich	26	1138	43.8
1969	Pete Maravich	26	1148	44.2
1970	Pete Maravich	31	1381	44.5
1971	Al Sanders	25	523	20.9
1972	Bill Newton	26	492	18.9
1973	Eddie Palubinskas	24	447	18.6
1974	Glenn Hansen	25	485	19.4
1975	Glenn Hansen	25	542	21.7
1976	Kenny Higgs	26	577	22.2
1977	Kenny Higgs	27	479	17.7
1978	Durand Macklin	27	513	19.0
1979	Al Green	29	512	17.7
1980	Durand Macklin	32	563	17.6
1981	Howard Carter	36	576	16.0
1982	Howard Carter	28	467	16.7
1983	Howard Carter	32	564	17.6
1984	Jerry Reynolds	29	411	14.2
1985	Nikita Wilson	29	436	15.0
1986	John Williams	37	658	17.8
1987	Anthony Wilson	38	632	16.6
1988	Ricky Blanton	30	511	17.0
1989	Mahmoud Abdul-Rauf	32	965	30.2
1990	Mahmoud Abdul-Rauf	32	889	27.8
1991	Shaquille O'Neal	28	774	27.6
1992	Shaquille O'Neal	30	722	24.1
1993	Geert Hammink	32	488	15.2
1994	Jamie Brandon	27	445	16.5
1995	Ronnie Henderson	27	630	23.3
1996	Ronnie Henderson	23	502	21.8
1997	Duane Spencer	30	452	15.1
1998	Maurice Carter	27	388	14.4
1999	Maurice Carter	27	466	17.3
2000	Stromile Swift	34	550	16.2
2001	Ronald Dupree	29	503	17.3
2002	Ronald Dupree	34	552	16.2
2003	Ronald Dupree	32	504	15.8
2004	Jaime Lloreda	22	372	16.9
2005	Brandon Bass	30	520	17.3
2006	Glen Davis	36	669	18.6
2007	Glen Davis	29	512	17.7
2008	Marcus Thornton	31	608	19.6
2009	Marcus Thornton	35	739	21.1
2010	Tasmin Mitchell	31	521	16.8
2011	Ralston Turner	27	332	12.3
2012	Justin Hamilton	33	426	12.9
2013	Johnny O'Bryant III	29	393	13.6
2014	Johnny O'Bryant III	34	525	15.4
2015	Jarell Martin	33	558	16.9
2016	Ben Simmons	33	632	19.2
2017	Antonio Blakeney	31	533	17.2
2018	Tremont Waters	33	525	15.9
2019	Tremont Waters	33	506	15.3
2020	Skylar Mays	31	517	16.7
2021	Cameron Thomas	29	668	23.0

3-PT FG LEADERS

YEAR	PLAYER	NO.
1987	Anthony Wilson	95
1988	Darryl Joe	38

1989	Mahmoud Abdul-Rauf	84
1990	Mahmoud Abdul-Rauf	88
1991	Mike Hansen	58
1992	Clarence Ceasar	63
1993	Maurice Williamson	24
1994	Ronnie Henderson	72
1995	Ronnie Henderson	68
1996	Ronnie Henderson	49
1997	Terrance Simmons	21
1998	Maurice Carter	44
1999	Maurice Carter	71
2000	Torris Bright	55
2001	Collis Temple III	53
2002	Torris Bright	76
2003	Torris Bright	62
2004	Darrel Mitchell	67
2005	Darrel Mitchell	67
2006	Darrel Mitchell	82
2007	Terry Martin	52
2008	Marcus Thornton	90
2009	Marcus Thornton	78
2010	Bo Spencer	61
2011	Andre Stringer	57
2012	Ralston Turner	51
2013	Andre Stringer	67
2014	Andre Stringer	74
2015	Keith Hornsby	72
2016	Antonio Blakeney	52
2017	Antonio Blakeney	53
2018	Tremont Waters	72
2019	Tremont Waters	56
2020	Skylar Mays	50
2021	Javonte Smart	70

REBOUND LEADERS

YEAR	PLAYER	GMS.	REB.	AVG.
1952	Bob Pettit	24	328	13.7
1953	Bob Pettit	25	298	11.9
1954	Bob Pettit	25	432	17.3
1955	Ned Clark	24	380	15.8
1956	Roger Sigler	20	276	13.8
1957	Troy Rushing	25	258	10.3
1958	Jim Crisco	25	225	9.0
1959	Jim Crisco	25	192	7.6
1960	Tom Conklin	23	143	6.2
1961	Tom Conklin	25	227	9.0
1962	Maurie Drummond	24	301	12.5
1963	Dick Maile	24	263	10.9
1964	Dick Maile	25	263	10.5
1965	Dick Maile	25	246	9.8
	Bill Wilson	26	246	9.4
1966	Harry Heroman	26	202	7.7
1967	Ralph Jukkola	26	187	7.2
1968	Ralph Jukkola	26	226	8.6
1969	Dave Ramsden	26	281	10.8
1970	Al Sanders	32	474	14.8
1971	Al Sanders	25	369	14.7
1972	Al Sanders	26	325	12.5
1973	Collis Temple	24	160	6.9
1974	Collis Temple	26	273	10.5
1975	Glenn Hansen	26	250	10.0
1976	Ed LeBlanc	26	271	10.4
1977	Durand Macklin	26	306	11.8
1978	Durand Macklin	27	286	10.6
1979	Lionel Green	29	321	11.1
1980	Durand Macklin	32	309	9.7
1981	Durand Macklin	36	351	9.8
1982	Leonard Mitchell	27	206	7.6
1983	Leonard Mitchell	31	282	9.1
1984	Jerry Reynolds	29	239	8.2
1985	Nikita Wilson	29	201	6.9
1986	John Williams	37	313	8.5
1987	Oliver Brown	38	278	7.3
1988	Ricky Blanton	30	265	8.8
1989	Ricky Blanton	32	261	8.2
1990	Shaquille O'Neal	32	285	12.0
1991	Shaquille O'Neal	28	411	14.7
1992	Shaquille O'Neal	30	421	14.0
1993	Geert Hammink	32	325	10.2
1994	Clarence Ceasar	27	169	6.3
1995	Clarence Ceasar	22	153	7.0
1996	Roman Rubchenko	29	201	6.9
1997	Duane Spencer	30	230	7.7
1998	Cedric Carter	27	164	6.1

1999	Jabari Smith	27	262	9.7
2000	Stromile Swift	34	279	8.2
2001	Ronald Dupree	29	256	8.8
2002	Ronald Dupree	34	290	8.5
2003	Jaime Lloreda	30	269	9.0
2004	Jaime Lloreda	22	256	11.6
2005	Brandon Bass	30	272	9.1
2006	Glen Davis	36	350	9.7
2007	Glen Davis	29	303	10.4
2008	Anthony Randolph	31	263	8.5
2009	Chris Johnson	35	253	7.23
2010	Tasmin Mitchell	31	292	9.4
2011	Storm Warren	29	165	5.7
2012	Justin Hamilton	33	238	7.2
2013	Johnny O'Bryant III	29	253	8.7
2014	Johnny O'Bryant III	34	262	7.7
2015	Jordan Mickey	33	308	9.9
2016	Ben Simmons	33	388	11.8
2017	Duop Reath	31	193	6.2
2018	Aaron Epps	32	177	5.5
2019	Naz Reid	34	245	7.2
2020	Trendon Watford	31	224	7.2
2021	Darius Days	28	219	7.8

ASSIST LEADERS

YEAR	PLAYER	GMS.	ASST.	AVG.
1968	Pete Maravich	26	105	4.0
1969	Pete Maravich	26	128	4.9
1970	Pete Maravich	31	192	6.1
1971	Tommy Hess	26	130	5.0
1972	Tommy Hess	24	121	5.0
1973	Eddie Palubinskas	24	99	4.1
1974	Eddie Palubinskas	24	97	3.7
1975	Mike Darnall	20	133	6.6
1976	Kenny Higgs	26	173	6.6
1977	Kenny Higgs	27	239	8.8
1978	Ethan Martin	26	118	4.5
1979	Ethan Martin	29	156	5.3
1980	Ethan Martin	32	174	5.4
1981	Ethan Martin	34	190	5.5
1982	Derrick Taylor	28	90	3.2
1983	Johnny Jones	31	124	4.0
1984	John Tudor	29	104	3.5
1985	Jerry Reynolds	29	105	3.6
1986	Derrick Taylor	38	146	3.8
1987	Bernard Woodside	39	115	2.9
1988	Bernard Woodside	30	136	4.5
1989	Ricky Blanton	32	147	4.6
1990	Maurice Williamson	32	118	3.8
1991	T.J. Pugh	30	196	6.5
1992	Jamie Brandon	29	103	3.6
1993	Andre Owens	33	90	2.7
1994	Andre Owens	24	96	4.0
1995	Randy Livingston	16	151	9.4
1996	Gene Nabors	29	95	3.3
1997	Gene Nabors	30	72	2.4
1998	DeJuan Collins	23	79	3.4
1999	Jamaal Wolfe	24	60	2.5
2000	Torris Bright	34	147	4.3
2001	Torris Bright	29	118	4.1
2002	Torris Bright	34	129	3.8
2003	Torris Bright	32	150	4.7
2004	Xavier Whipple	29	88	3.0
2005	Tack Minor	30	137	4.6
2006	Darrel Mitchell	36	160	4.4
2007	Garrett Temple	32	138	4.3
2008	Garrett Temple	31	111	3.6
2009	Garrett Temple	35	134	3.8
2010	Chris Bass	31	97	3.1
2011	Andre Stringer	32	85	2.6
2012	Anthony Hickey	33	125	3.8
2013	Anthony Hickey	29	109	3.7
2014	Anthony Hickey	34	125	3.7
2015	Tim Quarterman	33	133	4.0
2016	Ben Simmons	33	158	4.8
2017	Skylar Mays	31	113	3.6
2018	Tremont Waters	33	198	6.0
2019	Tremont Waters	33	192	5.8
2020	Javonte Smart	31	129	3.2
2021	Javonte Smart	28	111	3.9

BLOCK LEADERS

YEAR	PLAYERS	GMS.	BLKS.	AVG.
1979	Lionel Green	29	61	2.1

Yearly Leaders

1980	Durand Macklin	32	19	0.6
1981	Leonard Mitchell	36	20	0.6
1982	Leonard Mitchell	27	11	0.4
1983	Leonard Mitchell	31	31	1.0
1984	Leonard Mitchell	24	20	0.8
1985	Nikita Wilson	29	25	0.9
1986	John Williams	37	22	0.6
1987	Jose Vargas	38	44	1.2
1988	Jose Vargas	30	31	1.0
1989	Wayne Sims	32	41	1.3
1990	Shaquille O'Neal	32	115	3.6
1991	Shaquille O'Neal	28	140	5.0
1992	Shaquille O'Neal	30	157	5.2
1993	Geert Hammink	32	30	0.9
1994	Glover Jackson	23	15	0.7
1995	Misha Mutavdzic	26	24	0.9
1996	Roman Rubchenko	29	18	0.6
1997	Bob Hall	23	23	1.0
1998	Cedric Carter	27	16	0.6
1999	Stromile Swift	16	35	2.2
2000	Stromile Swift	34	95	2.8
2001	Ronald Dupree	29	17	0.6
2002	Ronald Dupree	34	22	0.6
2003	Jaime Lloreda	30	61	2.0
2004	Brandon Bass	29	56	1.9
2005	Brandon Bass	30	48	1.6
2006	Tyrus Thomas	32	99	3.1
2007	Garrett Temple	32	34	1.1
2008	Chris Johnson	25	66	2.6
2009	Chris Johnson	35	95	2.7
2010	Storm Warren	31	44	1.4
2011	Malcom White	32	36	1.1
2011	Storm Warren	29	34	1.17
2012	Justin Hamilton	33	43	1.3
2013	Andrew Del Piero	31	34	1.1
2014	Jordan Mickey	34	106	3.1
2015	Jordan Mickey	33	113	3.6
2016	Ben Simmons	33	27	0.8
2017	Duop Reath	31	46	1.5
2018	Duop Reath	33	32	0.9
2019	Kavell Bigby-Williams	35	67	1.9
2020	Emmitt Williams	31	38	1.2
2021	Josh LeBlanc	25	18	0.7

STEAL LEADERS

YEAR	PLAYER	GMS.	STLS.	AVG.
1979	Ethan Martin	29	64	2.2
1980	Ethan Martin	32	73	2.2
1981	Ethan Martin	34	83	2.4
1982	Derrick Taylor	28	51	1.8
1983	Jerry Reynolds	32	65	2.0
1984	Jerry Reynolds	29	81	2.8
1985	Jerry Reynolds	29	48	1.6
1986	Derrick Taylor	38	84	2.2
1987	Darryl Joe	37	93	2.5
1988	Darryl Joe	30	80	2.7
1989	Mahmoud Abdul-Rauf	32	57	1.7
1990	Maurice Williamson	31	55	1.8
1991	Shawn Griggs	29	81	2.8
1992	Clarence Ceasar	31	90	2.9
1993	Clarence Ceasar	32	74	2.3
1994	Clarence Ceasar	27	80	3.0
1995	Clarence Ceasar	22	66	3.0
1996	Ronnie Henderson	23	40	1.7
1997	Gene Nabors	30	39	1.3
1998	DeJuan Collins	23	34	1.5
1999	Jabari Smith	27	32	1.2
2000	Stromile Swift	34	70	2.1
2001	Torris Bright	29	57	2.0
2002	Jermaine Williams	34	76	2.2
2003	Torris Bright	32	59	1.8
2004	Darrel Mitchell	29	50	1.7
2005	Darrel Mitchell	30	54	1.8
2006	Darrel Mitchell	36	70	1.9
2008	Marcus Thornton	31	43	1.4
2009	Garrett Temple	35	60	1.7
2010	Tasmin Mitchell	31	41	1.3
2011	Storm Warren	29	38	1.3
2012	Anthony Hickey	33	69	2.1
2013	Anthony Hickey	29	85	2.9
2014	Anthony Hickey	34	62	1.8
2015	Tim Quarterman	33	47	1.4

2016	Ben Simmons	33	65	1.9
2017	Skylar Mays	31	40	1.3
2018	Tremont Waters	33	67	2.0
2019	Tremont Waters	33	96	2.9
2020	Skylar Mays	31	55	1.8
2021	Javonte Smart	28	35	1.2

FIELD GOALS MADE

YEAR	PLAYERS	FG.
1952	Bob Pettit	247
1953	Bob Pettit	193
1954	Bob Pettit	281
1955	Roger Sigler	125
1956	Roger Sigler	175
1957	Roger Sigler	174
1958	Dom Merle	129
1959	Jim Crisco	118
1960	Dick Davies	91
1961	George Nattin	165
1962	George Nattin	122
1963	George Nattin	125
1964	Dick Maile	214
1965	Dick Maile	168
1966	Harry Heroman	166
1967	Kenny Drost	168
1968	Pete Maravich	432
1969	Pete Maravich	433
1970	Pete Maravich	522
1971	Al Sanders	209
1972	Bill Newton	210
1973	Ed Palubinskas	155
1974	Glenn Hansen	202
1975	Glenn Hansen	225
1976	Kenny Higgs	216
1977	Durand Macklin	161
1978	Durand Macklin	217
1979	DeWayne Scales	227
1980	Durand Macklin	232
1981	Howard Carter	233
1982	Howard Carter	199
1983	Howard Carter	234
1984	Jerry Reynolds	162
1985	Nikita Wilson	183
1986	John Williams	269
1987	Anthony Wilson	233
1988	Ricky Blanton	196
1989	Mahmoud Abdul-Rauf	359
1990	Mahmoud Abdul-Rauf	305
1991	Shaquille O'Neal	312
1992	Shaquille O'Neal	294
1993	Geert Hammink	190
1994	Clarence Ceasar	152
1995	Ronnie Henderson	219
1996	Ronnie Henderson	183
1997	Duane Spencer	157
1998	Maurice Carter	131
1999	Maurice Carter	159
2000	Stromile Swift	202
2001	Ronald Dupree	183
2002	Ronald Dupree	220
2003	Ronald Dupree	199
2004	Jaime Lloreda	140
2005	Brandon Bass	181
2006	Glen Davis	250
2007	Glen Davis	178
2008	Marcus Thornton	212
2009	Marcus Thornton	256
2010	Tasmin Mitchell	196
2011	Ralston Turner	110
2012	Justin Hamilton	158
2013	Johnny O'Bryant III	153
2014	Johnny O'Bryant III	203
2015	Jarell Martin	202
2016	Ben Simmons	216
2017	Antonio Blakeney	194
2018	Tremont Waters	168
2019	Tremont Waters	172
2020	Skylar Mays	169
2021	Cameron Thomas	203

FREE THROWS MADE

YEAR	PLAYERS	FT.
1952	Bob Pettit	118
1953	Bob Pettit	133
1954	Bob Pettit	223
1955	Roger Sigler	110
1956	Roger Sigler	151
1957	Roger Sigler	111
1958	Jim Crisco	120
1959	Carey Guglielmo	74
1960	Dick Davies	66
	Joe Clune	66
1961	Ellis Cooper	98
1962	George Nattin	62
1963	Ellis Cooper	93
1964	Sam Chase	122
1965	Harry Heroman	138
1966	Harry Heroman	132
1967	Kenny Drost	94
1968	Pete Maravich	274
1969	Pete Maravich	282
1970	Pete Maravich	337
1971	Al Sanders	105
1972	Al Sanders	135
1973	Ed Palubinskas	155
1974	Ed Palubinskas	121
1975	Kenny Higgs	102
1976	Kenny Higgs	145
1977	Kenny Higgs	163
1978	Kenny Higgs	112
1979	Al Green	136
1980	Ethan Martin	108
1981	Ethan Martin	129
1982	Derrick Taylor	113
1983	Howard Carter	96
1984	Derrick Taylor	104
1985	Nikita Wilson	70
1986	John Williams	120
1987	Nikita Wilson	105
1988	Ricky Blanton	113
1989	Mahmoud Abdul-Rauf	163
1990	Mahmoud Abdul-Rauf	191
1991	Shaquille O'Neal	150
1992	Shaquille O'Neal	134
1993	Geert Hammink	108
1994	Jamie Brandon	117
1995	Ronnie Henderson	124
1996	Ronnie Henderson	87
1997	Duane Spencer	116
1998	Willie Anderson	84
1999	Jabari Smith	100
2000	Stromile Swift	127
2001	Ronald Dupree	116
2002	Ronald Dupree	81
2003	Ronald Dupree	93
2004	Brandon Bass	123
2005	Brandon Bass	146
2006	Glen Davis	163
2007	Glen Davis	139
2008	Anthony Randolph	115
2009	Marcus Thornton	149
2010	Bo Spencer	99
2011	Andre Stringer	98
2012	Justin Hamilton	107
2013	Johnny O'Bryant III	84
2014	Johnny O'Bryant III	118
2015	Jarell Martin	140
2016	Ben Simmons	199
2017	Antonio Blakeney	92
2018	Tremont Waters	117
2019	Skylar Mays	129
2020	Skylar Mays	129
2021	Cameron Thomas	194

MINUTES PLAYED

YEAR	PLAYERS	MIN.
1984	John Tudor	919
1985	John Williams	935
1986	Derrick Taylor	1342
1987	Anthony Wilson	1338
1988	Ricky Blanton	1122
1989	Ricky Blanton	1231

Yearly Leaders

1990	Mahmoud Abdul-Rauf	1202
1991	T.J. Pugh	945
1992	Vernel Singleton	998
1993	Geert Hammink	970
1994	Jamie Brandon	873
1995	Ronnie Henderson	977
1996	Roman Rubchenko	740
1997	Duane Spencer	992
1998	Willie Anderson	903
1999	Maurice Carter	950
2000	Torris Bright	1137
2001	Ronald Dupree	1012
2002	Ronald Dupree	1202
2003	Ronald Dupree	1063
2004	Brandon Bass	1013
2005	Antonio Hudson	1086
2006	Darrel Mitchell	1322
2007	Garrett Temple	1099
2008	Garrett Temple	1066
2009	Tasmin Mitchell	1137
2010	Tasmin Mitchell	1157
2011	Andre Stringer	981
2012	Anthony Hickey	1030
2013	Anthony Hickey	957
2014	Jordan Mickey	1116
2015	Keith Hornsby	1172
2016	Ben Simmons	1151
2017	Antonio Blakeney	1019
2018	Tremont Waters	1089
2019	Skylar Mays	1159
2020	Skylar Mays	1069
2021	Javonte Smart	995

FIELD GOAL PCT (MIN. 100 ATTEMPTS)

YEAR	NAME	FG	FGA	PCT
1948-49	Gene Murphy, F	67	161	.416
1949-50	N/A			
1950-51	N/A			
1951-52	Bob Pettit, C	247	563	.439
1952-53	N/A			
1953-54	Bob Pettit, C	281	573	.490
1954-55	Roger Sigler, F	125	340	.368
1955-56	Roger Sigler, F	175	440	.398
1956-57	Troy Rushing, F	143	358	.399
1957-58	Joe Combs, C	96	257	.374
1958-59	Phil Raisor, G	48	115	.417
1959-60	Carey Guglielmo, F	41	100	.410
1960-61	George Nattin, G	165	395	.418
1961-62	Maury Drummond, C	113	271	.416
1962-63	Maury Drummond, C	98	226	.438
1963-64	Bill Wilson, C	108	230	.469
1964-65	Bill Wilson, C	114	248	.454
1965-66	Tommy Thigpen, C	117	236	.491
1966-67	Tommy Thigpen, C	118	251	.470
1967-68	Ralph Jukkola, F	125	196	.637
1968-69	Dave Ramsden, C	112	166	.675
1969-70	Bill Newton, F	143	242	.591
1970-71	Al Sanders, C	209	355	.588
1971-72	Al Sanders, C	171	287	.596
1972-73	Collis Temple Jr., C	85	150	.567
1973-74	Collis Temple Jr., C	169	292	.579
1974-75	Floyd Bailey, C	82	151	.543
1975-76	Floyd Bailey, C	127	224	.567
1976-77	Durand Macklin, F	161	310	.519
1977-78	Durand Macklin, F	217	349	.620
1978-79	Al Green, G	188	392	.622
1979-80	Durand Macklin, F	232	383	.606
1980-81	Durand Macklin, F	223	357	.625
1981-82	Leonard Mitchell, F	160	293	.546
1982-83	Leonard Mitchell, F	186	346	.538
1983-84	Nikita Wilson, F	70	130	.538
1984-85	Nikita Wilson, F	183	313	.585
1985-86	Ricky Blanton, G/F	94	159	.591
1986-87	Jose Vargas, C	120	231	.519
1987-88	Wayne Sims, F	122	235	.519
1988-89	Vernel Singleton, F	121	212	.571
1989-90	Vernel Singleton, F	98	166	.590
1990-91	Shaquille O'Neal, C	312	497	.628
1991-92	Shaquille O'Neal, C	294	478	.615
1992-93	Geert Hammink, C	190	382	.497
1993-94	Lenear Burns, F	92	170	.541
1994-95	Misha Mutavdzic, C	75	141	.532
1995-96	Misha Mutavdzic, C	81	153	.529

1996-97	Duane Spencer, F	158	324	.488
1997-98	Cedric Carter, F	86	153	.562
1998-99	Jabari Smith, C	115	227	.507
1999-00	Stromile Swift, G	208	342	.608
2000-01	Jermaine Williams, F	76	153	.497
2001-02	Brad Bridgewater, F	104	190	.547
2002-03	Jaime Lloreda, F	144	256	.563
2003-04	Jaime Lloreda, F	140	241	.581
2004-05	Brandon Bass, F	181	319	.567
2005-06	Tyrus Thomas, F	152	250	.608
2006-07	Darnell Lazare, F	90	162	.556
2007-08	Anthony Randolph, F	102	225	.453
2008-09	Quintin Thornton, F	33	63	.532
2009-10	Storm Warren, F	141	263	.536
2010-11	Storm Warren, F	103	208	.495
2011-12	Justin Hamilton, C	158	320	.494
2012-13	Johnny O'Bryant III, F	153	319	.480
2013-14	Jordan Mickey, F	171	321	.533
2014-15	Jarell Martin, F	202	397	.509
2015-16	Ben Simmons, F	216	386	.560
2016-17	Duop Reath, F	157	308	.510
2017-18	Duop Reath, F	167	307	.544
2018-19	K. Bigby-Williams, F	111	180	.617
2019-20	Ermiitt Williams, F	145	259	.560
2020-21	Darius Days, F	123	237	.516

FREE THROW PCT (MIN. 30 ATTEMPTS)

YEAR	NAME	FT	FTA	PCT
1947-48	Bob Yates, G	28	42	.667
1948-49	Dick Thompson, G	57	81	.704
1949-50	Bob Boggess, G	72	93	.774
1950-51	Bob Boggess, G	32	44	.727
1951-52	Joe Dean, G	99	139	.712
1952-53	Don Sebastian, G	23	30	.767
1953-54	Benny McArdle, G	44	53	.830
1954-55	Roger Sigler, F	110	143	.769
1955-56	Don Sebastian, G	67	84	.798
1956-57	Don Merle, G	87	116	.750
1957-58	Carey Guglielmo, G	54	72	.750
1958-59	Dick Davies, G	62	82	.756
1959-60	Dick Davies, G	66	82	.805
1960-61	George Nattin, G	86	108	.796
1961-62	George Nattin, G	62	79	.784
1962-63	Howard Keene, F	66	83	.795
1963-64	Sam Chase, G	122	148	.824
1964-65	Dick Maile, F	93	115	.808
1965-66	Kenny Drost, G	74	82	.902
1966-67	Kenny Drost, G	94	114	.825
1967-68	Pete Maravich, G	274	338	.810
1968-69	Pete Maravich, G	282	378	.746
1969-70	Danny Hester, F	114	138	.826
1970-71	Jeff Taylor, G	27	33	.818
1972-73	Eddie Palubinskas, G	137	153	.895
1973-74	Eddie Palubinskas, G	121	142	.852
1974-75	Kenny Higgs, G	102	131	.779
1975-76	Kenny Higgs, G	145	191	.759
1976-77	Jordy Hultberg, G	52	60	.867
1977-78	Ethan Martin, G	66	84	.790
1978-79	Al Green, G	136	180	.756
1979-80	Willie Sims, G	67	85	.788
1980-81	Howard Carter, G/F	110	137	.803
1981-82	Derrick Taylor, G	113	153	.739
1982-83	Howard Carter, G/F	96	114	.842
1983-84	Don Redden, G/F	93	112	.830
1984-85	Don Redden, G/F	62	71	.873
1985-86	Derrick Taylor, G	81	92	.880
	Anthony Wilson, G	44	50	.880
1986-87	Anthony Wilson, G	71	87	.816
1987-88	Fess Irvin, G	36	42	.857
1988-89	Mahmoud Abdul-Rauf, G	163	200	.815
1989-90	Mahmoud Abdul-Rauf, G	191	210	.910
1990-91	Mike Hansen, G	36	42	.857
1991-92	Harold Boudreaux, F	29	37	.784
1992-93	Geert Hammink, C	108	148	.730
1993-94	Jamie Brandon, G/F	117	162	.722
1994-95	Landers Nolley, G/F	40	53	.755
1995-96	Randy Livingston, G	30	38	.790
1996-97	Maurice Carter, G	52	69	.754
1997-98	Maurice Carter, G	82	111	.739
1998-99	Jermaine Williams, F	25	32	.781
1999-00	Jermaine Williams, F	43	56	.768
2000-01	Collis Temple III, G	88	120	.733
2001-02	Jermaine Williams, F	70	82	.854
2002-03	Collis Temple III, G	55	71	.775
2003-04	Brandon Bass, F	123	157	.783
2004-05	Darrel Mitchell, G	77	91	.846
2005-06	Darrel Mitchell, G	122	161	.758
2006-07	Tasmin Mitchell, F	78	109	.750
2007-08	Garrett Temple, G	29	36	.806
2008-09	Bo Spencer, G	68	81	.840
2009-10	Eddie Ludwig, F	26	30	.867
2010-11	Andre Stringer, G	98	127	.772

2011-12	Andre Stringer, G	60	73	.822
2012-13	Andre Stringer, G	42	57	.737
2013-14	Andre Stringer, G	81	100	.810
2014-15	Keith Hornsby, G	89	124	.784
2015-16	Keith Hornsby, G	45	55	.818
2016-17	Skylar Mays, G	69	85	.814
2017-18	Skylar Mays, G	77	92	.837
2018-19	Skylar Mays, G	129	150	.860
2019-20	Skylar Mays, G	129	151	.854
2020-21	Cameron Thomas	194	220	.882


THREE-POINT FIELD GOALS PER GAME

1986-87	Anthony Wilson, G	2.5
1987-88	Darryl Joe, G	1.3
1988-89	Mahmoud Abdul-Rauf, G	2.6
1989-90	Mahmoud Abdul-Rauf, G	2.8
1990-91	Mike Hansen, G	2.2
1991-92	Clarence Ceasar, F	2.0
1992-93	Mike Hansen, G	1.4
1993-94	Ronnie Henderson, G	2.7
1994-95	Ronnie Henderson, G	2.5
1995-96	Ronnie Henderson, G	2.1
1996-97	Terrance Simmons, G	0.7
1997-98	Maurice Carter, G	1.6
1998-99	Maurice Carter, G	2.6
1999-00	Torris Bright, G	1.6
2000-01	Collis Temple III	1.8
2001-02	Torris Bright, G	2.2
2002-03	Torris Bright, G	1.9
2003-04	Darrel Mitchell, G	2.3
2004-05	Darrel Mitchell, G	2.2
2005-06	Darrel Mitchell, G	2.3
2006-07	Terry Martin, G	2.2
2007-08	Marcus Thornton, G	3.5
2008-09	Marcus Thornton, G	2.3
2009-10	Bo Spencer, G	2.0
2010-11	Andre Stringer, G	1.8
2011-12	Ralston Turner, G	1.5
2012-13	Andre Stringer, G	2.2
2013-14	Andre Stringer, G	2.2
2014-15	Keith Hornsby, G	2.2
2015-16	Keith Hornsby, G	1.9
2016-17	Antonio Blakeney, G	1.7
2017-18	Tremont Waters, G	2.2
2018-19	Tremont Waters, G	1.7
2019-20	Skylar Mays, G	1.6
2020-21	Javonte Smart, G	2.5


3-POINT FG ACCURACY (MIN. 30 ATTEMPTS)

1986-87	Fess Irvin, G	.463
1987-88	Darryl Joe, G	.365
1988-89	Russell Grant, G	.487
1989-90	Maurice Williamson, G	.381
1990-91	Mike Hansen, G	.377
1991-92	Justin Anderson, F	.489
1992-93	Jamie Brandon, G	.509
1993-94	Andre Owens, G	.365
1994-95	Landers Nolley, G/F	.421
1995-96	Roman Rubchenko, F	.354
1996-97	Duane Spencer, F	.488
1997-98	DeJuan Collins, G	.359
1998-99	Brian Beshara, F	.431
1999-00	Torris Bright, G	.399
2000-01	Lamont Roland, G	.406
2001-02	Torris Bright, G	.394
2002-03	Darrel Mitchell, G	.424
2003-04	Darrel Mitchell, G	.419
2004-05	Antonio Hudson, G	.395
2005-06	Darrel Mitchell, G	.394
2006-07	Terry Martin, G	.388
2007-08	Marcus Thornton, G	.421
2008-09	Bo Spencer, G	.403
2009-10	Zach Kinsley, G/F	.395
2010-11	Aaron Dotson, G	.375
2011-12	Ralston Turner, G	.372
2012-13	Andre Stringer, G	.409
2013-14	Andre Stringer, G	.402
2014-15	Keith Hornsby, G	.393
2015-16	Keith Hornsby, G	.415
2016-17	Aaron Epps, F	.438
2017-18	Duop Reath, F	.422
2018-19	Darius Days, F	.382
2019-20	Charles Manning, Jr., G	.406
2020-21	Javonte Smart, G	.402

1,000 Point Club




1. Pete Maravich




2. Durand Macklin



3. Tasmin Mitchell



4. Howard Carter



5. Shaquille O'Neal

1. Pete Maravich

3,667 • 1967-70

YEAR	G	FGM	FTM	TP	AVG.
67-68	26	432	274	1138	43.8
68-69	26	433	282	1148	44.2
69-70	31	522	337	1381	44.5
Totals	83	1387	893	3667	44.2

2. Durand Macklin

2,080 • 1976-81

YEAR	G	FGM	FTM	TP	AVG.
76-77	26	161	63	385	14.8
77-78	27	217	79	513	19.0
78-79*	2	19	8	46	23.0
79-80	32	232	99	563	17.6
80-81	36	223	127	573	15.9
Totals	123	852	376	2080	16.9

*Redshirted after knee injury

3. Tasmin Mitchell

1,989 • 2005-10

YEAR	G	FGM	3FGM	FTM	TP	AVG.
05-06	36	162	38	60	412	11.4
06-07	32	173	41	78	465	14.5
07-08*	3	7	0	8	22	7.3
08-09	35	224	10	111	569	16.3
09-10	31	196	32	97	521	16.8
Totals	137	762	121	354	1989	14.5

*Redshirted after knee injury

4. Howard Carter

1,942 • 1979-83

YEAR	G	FGM	FTM	TP	AVG.
79-80	32	140	55	335	10.5
80-81	36	233	110	576	16.0
81-82	28	199	69	467	16.7
82-83	32	234	96	564	17.6
Totals	128	806	330	1942	15.2

5. Shaquille O'Neal

1,941 • 1989-92

YEAR	G	FGM	FTM	TP	AVG.
89-90	32	180	85	445	13.9
90-91	28	312	150	774	27.6
91-92	30	294	134	722	24.1
Totals	90	786	369	1941	21.6

6. Bob Pettit

1,916 • 1951-54

YEAR	G	FGM	FTM	TP	AVG.
51-52	24	247	118	612	25.5
52-53	21	193	133	519	24.7
53-54	25	281	223	785	31.4
Totals	70	721	474	1916	27.4

7. Kenny Higgs

1,896 • 1974-78

YEAR	G	FGM	FTM	TP	AVG.
74-75	26	184	102	470	18.1
75-76	26	216	145	577	22.2

76-77	27	158	163	479	17.7
77-78	27	129	112	370	13.7
Totals	106	687	522	1896	17.9

8. Mahmoud Abdul-Rauf

1,854 • 1988-90

YEAR	G	FGM	3FGM	FTM	TP	AVG.
88-89	32	359	84	163	965	30.2
89-90	32	305	88	191	889	27.8
Totals	64	664	172	354	1854	29.0

9. Ronald Dupree

1,726 • 1999-03

YEAR	G	FGM	3FGM	FTM	TP	AVG.
99-00	34	63	2	39	167	4.9
00-01	29	183	21	116	503	17.3
01-02	34	220	31	81	552	16.2
02-03	32	199	13	93	504	15.8
Totals	129	65	67	329	1726	13.4

10. Skylar Mays

1,617 • 2016-2020

YEAR	G	FGM	3FGM	FTM	TP	AVG.
16-17	31	83	21	69	256	8.3
17-18	33	125	47	77	374	11.3
18-19	35	143	55	129	470	13.4
19-20	31	169	50	129	517	16.7
Totals	130	520	173	404	1617	12.4

11. Derrick Taylor

1,590 • 1981-82, 1983-86

YEAR	G	FGM	FTM	TP	AVG.
81-82	28	151	113	415	14.8
83-84	29	142	104	388	13.4
84-85	29	108	48	264	9.1
85-86	38	221	81	523	13.8
Totals	124	622	346	1590	12.8

12. Glen Davis

1,587 • 2004-2007

YEAR	G	FGM	3FGM	FTM	TP	AVG.
04-05	30	138	3	127	406	13.5
05-06	36	250	6	163	669	18.6
06-07	29	178	17	139	512	17.7
Totals	95	566	26	429	1587	16.7

13. Darrel Mitchell

1,569 • 2002-06

YEAR	G	FGM	3FGM	FTM	TP	AVG.
02-03	32	71	42	41	225	7.0
03-04	29	115	67	49	346	11.9
04-05	30	125	67	77	394	13.1
05-06	36	200	82	122	604	16.8
Totals	127	511	258	289	1569	12.4

14. Ronnie Henderson

1,561 • 1993-96

YEAR	G	FGM	3FGM	FTM	TP	AVG.
93-94	27	144	72	69	429	15.9
94-95	27	219	68	124	630	23.3
95-96	23	183	49	87	502	21.8
Totals	77	546	189	280	1561	20.3

15. Vernel Singleton

1,513 • 1988-92

YEAR	G	FGM	3FGM	FTM	TP	AVG.
88-89	32	121	0	103	345	10.8
89-90	32	98	0	73	269	8.4
90-91	30	159	0	137	455	15.2
91-92	31	162	1	119	444	14.3
Totals	125	540	1	432	1513	12.1

16. Leonard Mitchell

1,508 • 1980-84

YEAR	G	FGM	FTM	TP	AVG.
80-81	36	170	50	390	10.8
81-82	27	160	57	377	14.0
82-83	31	186	83	455	14.7
83-84	24	114	58	286	11.9
Totals	118	630	248	1508	12.8

17. Ricky Blanton

1,501 • 1984-86, 1987-89

YEAR	G	FGM	3FGM	FTM	TP	AVG.
84-85	29	41		20	102	3.5
85-86	38	94		52	240	6.3
87-88	30	196	6	113	511	17.0
88-89	32	250	40	108	648	20.3
Totals	129	581	46	293	1501	11.6

18. Torris Bright

1,463 • 1999-03

YEAR	G	FGM	3FGM	FTM	TP	AVG.
99-00	34	112	55	60	339	10.0
00-01	29	104	44	62	314	10.8
01-02	34	150	76	78	454	13.4
02-03	32	119	62	56	356	11.1
Totals	129	485	237	256	1463	11.3

19. Nikita Wilson

1,384 • 1983-87

YEAR	G	FGM	FTM	TP	AVG.
83-84	28	70	27	167	6.0
84-85	29	183	70	436	15.0
85-86	18	90	56	236	13.1
86-87	35	220	105	545	15.6
Totals	110	563	258	1384	12.6

20. Al Sanders

1,383 • 1969-72


YEAR	G	FGM	FTM	TP	AVG.
69-70	32	145	93	383	12.0
70-71	25	209	105	523	20.9
71-72	26	171	135	477	18.3
Totals	83	525	333	1383	16.7

21. Andre Stringer


1,365 • 2010-14

YEAR	G	FGM	3FGM	FTM	TP	AVG.
10-11	32	101	57	98	357	11.2
11-12	28	90	44	60	284	10.1
12-13	31	107	67	42	323	10.4
13-14	34	123	74	81	401	11.8
Totals	125	525	333	13	1365	10.9


1,000 Point Club




6. Bob Pettit



7. Kenny Higgs



8. Mahmoud Abdul-Rauf



9. Ronald Dupree



10. Skylar Mays

22. Dewayne Scales

1,357 • 1977-80

YEAR	G	FGM	FTM	TP	AVG.
77-78	26	153	27	333	12.8
78-79	26	227	50	503	19.4
79-80	32	230	61	521	16.3
Totals	84	610	138	1357	16.2

23. Marcus Thornton

1,347 • 2007-09

YEAR	G	FGM	3FG	FTM	TP	AVG.
07-08	31	212	90	94	608	19.6
08-09	35	256	78	149	739	21.1
Totals	66	468	168	243	1347	20.4

24. Clarence Ceasar

1,343 • 1991-95

YEAR	G	FGM	3FG	FTM	TP	AVG.
91-92	31	130	63	32	355	11.5
92-93	32	126	38	25	315	9.8
93-94	27	152	47	44	395	14.6
94-95	22	111	27	29	278	12.6
Totals	112	519	175	130	1343	12.0

25. Bill Newton

1,339 • 1969-72

YEAR	G	FGM	FTM	TP	AVG.
69-70	32	143	71	357	11.2
70-71	26	205	80	490	18.8
71-72	26	210	72	492	18.9
Totals	84	558	223	1339	15.9

26. Roger Sigler

1,318 • 1953-57

YEAR	G	FGM	FTM	TP	AVG.
53-54	8	6	6	18	2.2
54-55	24	125	110	360	15.0
55-56	20	175	151	501	25.1
56-57	25	174	111	459	18.4
Totals	77	480	378	1338	17.4

27. Maurice Carter

1,299 • 1995-99

YEAR	G	FGM	3FGM	FTM	TP	AVG.
95-96	26	62	27	21	172	6.6
96-97	28	103	15	52	273	9.8
97-98	27	131	44	82	388	14.4
98-99	27	159	71	79	468	17.3
TOTALS	108	455	157	232	1299	12.0

28. Dick Maile

1,284 • 1962-65

YEAR	G	FGM	FTM	TP	AVG.
62-63	24	125	87	337	14.0
63-64	25	214	90	518	20.7
64-65	25	168	93	429	17.1
Totals	74	507	270	1284	17.4

29. Ethan Martin

1,276 • 1977-81

YEAR	G	FGM	FTM	TP	AVG.
77-78	26	79	66	224	8.6
78-79	29	97	87	281	9.7
79-80	32	136	108	380	11.9
80-81	34	131	129	391	11.5
Totals	121	443	390	1276	10.5

30. Antonio Hudson

1,269 • 2001-05

Year	G	FGM	3FG	FTM	TP	AVG.
01-02	34	124	43	60	351	10.3
02-03	32	86	27	40	239	7.5
03-04	28	95	40	56	286	10.2
04-05	30	138	64	53	393	13.1
Totals	124	443	174	209	1269	10.2

31. Javonte Smart

1,211 • 2018-21

Year	G	FGM	3FG	FTM	TP	AVG.
18-19	34	131	41	73	376	11.1
19-20	31	142	46	57	387	12.5
20-21	28	162	70	54	448	16.0
Totals	93	435	157	184	1211	13.0

32. Collis Temple III

1,173 • 1999-03

YEAR	G	FGM	3FG	FTM	TP	AVG.
99-00	33	37	22	35	131	4.0
00-01	29	137	53	88	415	14.3
01-02	21	92	39	58	281	13.4
02-03	32	117	57	55	346	10.8
Totals	115	383	171	236	1173	10.2

33. Johnny O'Bryant III

1,157 • 2011-14

YEAR	G	FGM	3FG	FTM	TP	AVG.
11-12	28	91	2	55	239	8.5
12-13	29	153	3	84	393	13.6
13-14	34	203	1	118	525	15.4
Totals	91	447	6	257	1157	12.7

34. Bob Meador

1,146 • 1947-51

YEAR	G	FGM	FTM	TP	AVG.
47-48	25	94	56	244	9.8
48-49	25	124	58	306	12.2
49-50	25	126	46	298	11.9
50-51	24	128	42	298	12.4
Totals	99	472	202	1146	11.6

35. Don Redden

1,119 • 1982-86

YEAR	G	FGM	FTM	TP	AVG.
82-83	8	19	19	57	7.1
83-84	28	97	93	287	10.3
84-85	29	110	62	282	9.7
85-86	38	197	99	493	13.0
Totals	103	423	273	1119	10.9

36. Joe Dean

1,116 • 1949-52

YEAR	G	FGM	FTM	TP	AVG.
49-50	24	126	63	315	13.1
50-51	24	154	54	362	15.1
51-52	24	170	99	439	18.3
Totals	72	450	216	1116	14.7

37. Wayne Sims

1,107 • 1987-91

YEAR	G	FGM	3FGM	FTM	TP	AVG.
87-88	30	122	0	45	289	9.6
88-89	32	183	1	57	424	13.3
89-90	32	108	2	31	249	7.8
90-91	23	59	4	23	145	6.3
Totals	117	472	7	156	1107	9.5

38. Anthony Wilson

1,089 • 1983-87

YEAR	G	FGM	3FG	FTM	TP	AVG.
83-84	24	29		5	63	2.6
84-85	19	11		6	28	1.5
85-86	38	161		44	366	9.6
86-87	38	233	95	71	632	16.6
Totals	119	434	95	126	1089	9.2

39. Jerry Reynolds

1,069 • 1982-85

YEAR	G	FGM	FTM	TP	AVG.
82-83	32	126	88	340	10.6
83-84	29	162	85	409	14.2
84-85	29	128	64	320	11.0
Totals	90	416	237	1069	11.9

40. Jordy Hultberg

1,067 • 1976-80

YEAR	G	FGM	FTM	TP	AVG.
76-77	27	147	52	346	12.8
77-78	27	115	32	262	9.7
78-79	29	119	41	279	9.6
79-80	31	77	26	180	5.8
Totals	114	458	151	1067	9.3

41. John Williams

1,046 • 1984-86

YEAR	G	FGM	FTM	TP	AVG.
84-85	29	163	62	388	13.4
85-86	37	269	120	658	17.8
Totals	66	432	182	1046	15.8

42. Tremont Waters

1,029 • 2017-19

YEAR	G	FGM	3FGM	FTM	TP	AVG.
17-18	33	168	72	117	525	15.9
18-19	33	172	56	104	504	15.3
Totals	66	340	128	221	1029	15.6

43. Glenn Hansen

1,027 • 1973-75

YEAR	G	FGM	FTM	TP	AVG.
73-74	25	202	82	485	19.4
74-75	25	225	92	542	21.7
Totals	50	427	173	1027	20.5

500 Rebound Club

1. Rudy Macklin - 1,276

YEAR	G	TOTAL	AVG
1976-77	26	306	11.8
1977-78	27	286	10.6
1978-79	2	24	12.0
1979-80	32	309	9.7
1980-81	46	351	9.8
Totals	123	1276	10.4

2. Shaquille O'Neal - 1,217

YEAR	G	TOTAL	AVG
1989-90	32	385	12.0
1990-91	28	411	14.7
1991-92	30	421	14.0
Totals	90	1217	13.5

3. Al Sanders - 1,168

YEAR	G	TOTAL	AVG
1969-70	32	474	14.8
1970-71	25	369	14.7
1971-72	26	325	12.5
Totals	83	1168	14.1

4. Bob Pettit - 1,010

YEAR	G	TOTAL	AVG
1951-52	24	315	13.1
1952-53	21	263	12.5
1953-54	25	432	17.3
Totals	70	1010	14.4

5. Ned Clark - 988

YEAR	G	TOTAL	AVG
1951-52	24	118	4.9
1952-53	25	272	10.8
1953-54	25	218	8.7
1954-55	24	380	15.8
Totals	98	988	10.2

6. Tasmin Mitchell - 950

YEAR	G	TOTAL	AVG
2005-06	36	201	5.6
2006-07	32	129	4.0
2007-08	3	17	5.7
2008-09	35	251	7.2
2009-10	31	292	9.4
Totals	137	950	6.9

7. Leonard Mitchell - 922

YEAR	G	TOTAL	AVG
1980-81	36	258	7.2
1981-82	27	206	7.6
1982-83	31	282	9.1
1983-84	24	176	7.3
Totals	118	922	7.8

8. Glen Davis - 916

YEAR	G	TOTAL	AVG
2004-05	30	160	5.3
2005-06	36	350	9.7
2006-07	29	303	10.4
Totals	97	916	9.4

9. Ronald Dupree - 907

YEAR	G	TOTAL	AVG
1999-00	34	112	3.3
2000-01	29	256	8.8
2001-02	34	290	8.5
2002-03	32	249	7.8
Totals	129	907	7.0

10. Lionel Green - 809

YEAR	G	TOTAL	AVG
1975-76	24	151	6.3
1976-77	27	146	5.4
1977-78	27	191	7.1
1978-79	29	321	11.1
Totals	107	809	7.6

11. Bill Newton - 802

YEAR	G	TOTAL	AVG
1969-70	32	309	9.7
1970-71	26	314	12.0
1971-72	26	179	6.9
Totals	84	802	9.5

12. Vernel Singleton - 784

YEAR	G	TOTAL	AVG
1988-89	32	250	7.8
1989-90	32	152	4.8

1990-91	30	177	5.9
1991-92	31	205	6.6
Totals	125	784	6.3

13. Greg Cook - 780

YEAR	G	TOTAL	AVG
1976-77	27	249	9.2
1978-79	28	176	6.3
1979-80	31	180	5.8
1980-81	33	175	5.3
Totals	119	780	6.6

14. Dick Maile - 772

YEAR	G	TOTAL	AVG
1962-63	24	263	10.9
1963-64	25	263	10.5
1964-65	25	246	9.8
Totals	74	772	10.4

15. Ricky Blanton - 766

YEAR	G	TOTAL	AVG
1984-85	29	52	1.8
1985-86	38	188	4.9
1987-88	30	265	8.8
1988-89	32	261	8.2
Totals	129	766	5.9

16. Ed LeBlanc - 765

YEAR	G	TOTAL	AVG
1972-73	21	110	5.2
1973-74	25	127	5.1
1974-75	26	257	9.9
1975-76	26	271	10.4
Totals	98	765	7.8

17. Maury Drummond - 736

YEAR	G	TOTAL	AVG
1960-61	25	208	8.3
1961-62	24	301	12.5
1962-63	23	227	9.8
Totals	72	736	10.2

18. Dewayne Scales - 733

YEAR	G	TOTAL	AVG
1977-78	26	244	9.4
1978-79	26	236	9.1
1979-80	32	253	7.9
Totals	84	733	8.7

19. Roger Sigler - 713

YEAR	G	TOTAL	AVG
1953-54	8	--	0.0
1954-55	24	214	8.9
1955-56	20	276	13.8
1956-57	25	223	8.9
Totals	77	713	10.8

*Rebound stats not available for Sigler in 1953-54

20. Johnny O'Bryant III - 702

YEAR	G	TOTAL	AVG
2011-12	28	187	6.7
2012-13	29	253	8.7
2013-14	34	262	7.7
Totals	91	702	7.7

21. Nikita Wilson - 699

YEAR	G	TOTAL	AVG
1983-84	28	146	5.2
1984-85	29	201	6.9
1985-86	18	108	6.0
1986-87	35	244	7.0
Totals	110	699	6.4

22. Clarence Ceasar - 670

YEAR	G	TOTAL	AVG
1991-92	31	149	4.8
1992-93	32	199	6.2
1993-94	27	169	6.3
1994-95	22	153	7.0
Totals	112	670	6.0

23. Jerry Reynolds - 613

YEAR	G	TOTAL	AVG
1982-83	32	198	6.2
1983-84	29	239	8.2
1984-85	29	176	6.1
Totals	90	613	6.8

24. Storm Warren - 608

YEAR	G	TOTAL	AVG
2008-09	30	53	1.8
2009-10	31	223	7.2
2010-11	29	165	5.7
2011-12	33	167	5.1
Totals	123	608	4.9

25. Collis Temple, Jr. - 607

YEAR	G	TOTAL	AVG
1971-72	26	174	6.7
1972-73	23	160	6.9
1973-74	26	273	10.5
Totals	75	607	8.1

26. Wayne Sims - 603

YEAR	G	TOTAL	AVG
1987-88	30	128	4.3
1988-89	32	244	7.6
1989-1990	32	154	4.8
Totals	117	603	5.2

27. Ralph Jukkola - 601

YEAR	G	TOTAL	AVG
1966-67	26	187	7.2
1967-68	26	226	8.6
1968-69	26	188	7.2
Totals	78	601	7.7

28. Jose Vargas - 576

YEAR	G	TOTAL	AVG
Totals (4Y)	130	576	4.4

29. Jordan Mickey - 575

YEAR	G	TOTAL	AVG
Totals (2Y)	65	575	8.9

30. Darius Days -- 571

YEAR	G	TOTAL	AVG
Totals (3Y)	94	571	6.1

31. Troy Rushing - 560

YEAR	G	TOTAL	AVG
Totals (3Y)	71	560	7.9

32. Jim Crisco - 544

YEAR	G	TOTAL	AVG
Totals (3Y)	75	544	7.3

33. Bill Wilson - 543

YEAR	G	TOTAL	AVG
Totals (3Y)	62	543	8.7

34. Danny Hester - 542

YEAR	G	TOTAL	AVG
Totals (2Y)	54	542	10.0

35. Geert Hammink - 536

YEAR	G	TOTAL	AVG
Totals (4Y)	113	536	4.7

36. Jaime Lloreda - 525

YEAR	G	TOTAL	AVG
Totals (2Y)	52	525	10.1

37. Pete Maravich - 513

YEAR	G	TOTAL	AVG
Totals (3Y)	82	513	6.2

38. John Williams - 503

YEAR	G	TOTAL	AVG
Totals (2Y)	66	503	7.6

39. Garrett Temple - 502

YEAR	G	TOTAL	AVG
Totals (4Y)	134		

200 Assists Club

NOTE: From: 1966-PRESENT

1. Kenny Higgs - 645

YEAR	G	TOTAL	AVG.
1974-75	26	125	4.8
1975-76	26	173	6.7
1976-77	27	239	8.9
1977-78	27	108	4.0
Totals	106	645	6.1

2. Ethan Martin - 638

YEAR	G	TOTAL	AVG.
1977-78	26	118	4.5
1978-79	29	156	5.4
1979-80	32	174	5.4
1980-81	34	190	5.6
Totals	121	638	5.3

3. Torris Bright - 544

YEAR	G	TOTAL	AVG.
1999-2000	34	147	4.3
2000-01	29	118	4.1
2001-02	34	129	3.8
2002-03	32	150	4.7
Totals	129	544	4.2

4. Garrett Temple - 482

YEAR	G	TOTAL	AVG.
2005-06	36	99	2.8
2006-07	32	138	4.3
2007-08	31	111	3.6
2008-09	35	134	3.7
Totals	134	482	3.6

5. Pete Maravich - 425

YEAR	G	TOTAL	AVG.
1967-68	26	105	4.0
1968-69	26	128	4.9
1969-70	31	192	6.0
Totals	83	425	5.1

6. Derrick Taylor - 404

YEAR	G	TOTAL	AVG.
1981-82	28	90	3.2
1983-84	29	99	3.4
1984-85	29	66	2.3
1985-86	38	149	3.8
Totals	124	404	3.2

7. Tremont Waters - 390

YEAR	G	TOTAL	AVG.
2017-18	33	198	6.0
2018-19	33	192	5.8
Totals	66	390	5.9

8. Skylar Mays - 382

YEAR	G	TOTAL	AVG.
2016-17	31	113	3.6
2017-18	33	97	2.9
2018-19	35	72	2.1
2019-20	31	100	3.2
Totals	130	382	2.9

9. Darrel Mitchell - 367

YEAR	G	TOTAL	AVG.
2002-03	32	56	1.7
2003-04	29	63	2.2
2004-05	30	88	2.9
2005-06	36	160	4.4
Totals	127	367	2.9

10. Anthony Hickey - 360

YEAR	G	TOTAL	AVG.
2011-12	33	125	3.8
2012-13	29	109	3.7
2013-14	34	126	3.7
Totals	96	360	3.7

11. Javonte Smart - 321

YEAR	G	TOTAL	AVG.
2018-19	34	81	2.4
2019-20	31	129	4.2
2020-21	28	111	4.0
Totals	93	321	3.4

12. Andre Stringer - 314

YEAR	G	TOTAL	AVG.
2010-11	32	85	2.6
2011-12	28	76	2.7
2012-13	31	65	2.1
2013-14	34	88	2.6
Totals	125	314	2.5

12. Ricky Blanton - 314

YEAR	G	TOTAL	AVG.
1984-85	29	23	0.8
1985-86	38	37	1.0
1987-88	30	107	3.6
1988-89	32	147	4.6
Totals	129	314	2.4

14. Tim Quarterman - 302

YEAR	G	TOTAL	AVG.
2013-14	33	49	1.5
2014-15	33	133	4.0
2015-16	33	120	3.6
Totals	99	302	3.0

15. Mike Darnall - 299

YEAR	G	TOTAL	AVG.
1972-73	24	98	4.1
1973-74	22	68	3.1
1974-75	20	133	6.7
Totals	66	299	4.5

16. Tasmin Mitchell - 291

YEAR	G	TOTAL	AVG.
2005-06	36	100	2.8
2006-07	32	59	1.8
2007-08	3	6	2.0
2008-09	35	68	1.9
2009-10	31	58	1.9
Totals	137	291	2.1

17. Johnny Jones - 269

YEAR	G	TOTAL	AVG.
1980-81	36	61	1.7
1981-82	28	48	1.7
1982-83	31	124	4.0
1983-84	26	36	1.4
Totals	121	269	2.2

18. Chris Bass - 267

YEAR	G	TOTAL	AVG.
2008-09	28	43	1.5
2009-10	31	97	3.1
2010-11	32	78	2.4
2011-12	32	49	1.5
Totals	123	267	2.2

18. Tommy Hess - 267

YEAR	G	TOTAL	AVG.
1969-70	17	16	0.9
1970-71	26	130	5.0
1971-72	24	121	5.0
Totals	67	267	5.3

20. Bernard Woodside - 266

YEAR	G	TOTAL	AVG.
1985-86	31	15	0.5
1986-87	39	115	2.9
1987-88	30	136	4.5
Totals	100	266	2.7

21. John Tudor - 261

YEAR	G	TOTAL	AVG.
1980-81	33	13	0.4
1981-82	28	55	1.9
1982-83	32	89	2.8
1983-84	29	104	3.6
Totals	122	261	2.0

22. Jordy Hultberg - 256

YEAR	G	TOTAL	AVG.
1976-77	27	108	4.0
1977-78	27	49	1.9
1978-79	29	43	1.5
1979-80	31	46	1.5
Totals	114	256	2.2

23. T. J. Pugh - 253

YEAR	G	TOTAL	AVG.
1990-91	30	196	6.5
1991-92	28	57	2.0
Totals	58	253	4.4

24. Greg Cook - 246

YEAR	G	TOTAL	AVG.
1976-77	27	51	1.9
1978-79	28	59	2.1
1979-80	31	83	2.7
1980-81	33	53	1.6
Totals	119	246	2.1

25. Clarence Ceasar 234

YEAR	G	TOTAL	AVG.
1991-92	31	74	2.4
1992-93	32	54	1.7
1993-94	27	49	1.8
1994-95	22	57	2.6
Totals	112	234	2.1

26. Jermaine Williams - 232

YEAR	G	TOTAL	AVG.
1998-99	26	33	1.3
1999-2000	31	56	1.8
2000-01	29	55	1.9
2001-02	34	88	2.6
Totals	120	232	1.9

27. Mahmoud Abdul-Rauf - 232

YEAR	G	TOTAL	AVG.
1988-89	32	130	4.1
1989-90	32	102	3.2
Totals	64	232	3.6

28. Antonio Hudson - 226

YEAR	G	TOTAL	AVG.
2001-02	34	53	1.5
2002-03	32	62	1.9
2003-04	28	53	1.9
2004-05	30	58	2.7
Totals	124	226	1.8

29. Howard Carter - 225

YEAR	G	TOTAL	AVG.
1979-80	32	50	1.6
1980-81	36	75	2.1
1981-82	28	44	1.5
1982-83	32	56	1.8
Totals	128	225	1.7

29. Tack Minor - 225

YEAR	G	TOTAL	AVG.
2003-04	29	49	1.7
2004-05	30	137	4.6
2005-06	3	4	1.3
2006-07	16	35	2.2
Totals	78	225	2.9

31. Randy Livingston - 220

YEAR	G	TOTAL	AVG.
1994-95	16	151	9.4
1995-96	13	69	5.3
Totals	29	220	7.6

32. Don Redden - 215

YEAR	G	TOTAL	AVG.
1982-83	8	4	0.5
1983-84	28	26	0.9
1984-85	29	83	2.9
1985-86	38	102	2.7
Totals	103	215	2.1

33. Maurice Williamson - 212

YEAR	G	TOTAL	AVG.
1989-90	31	118	3.8
1991-92	31	60	1.9
1992-93	25	34	1.4
Totals	87	212	2.4

34. Jerry Reynolds - 211

YEAR	G	TOTAL	AVG.
1982-83	32	61	1.9
1983-84	29	45	1.6
1984-85	29	105	3.6
Totals	90	211	2.3

35. Bo Spencer - 210

YEAR	G
------	---

100 Steals Club

1. Clarence Ceasar - 310

YEAR	G	TOTAL	AVG.
1991-92	31	90	2.9
1992-93	32	74	2.3
1993-94	27	80	3.0
1994-95	22	66	3.0
Totals	112	310	2.8

2. Ethan Martin - 279

YEAR	G	TOTAL	AVG.
1977-78	26	59	2.3
1978-79	29	64	2.2
1979-80	32	73	2.3
1980-81	34	83	2.4
Totals	121	279	2.3

3. Torris Bright - 246

YEAR	G	TOTAL	AVG.
1999-2000	34	70	2.0
2000-01	29	57	2.0
2001-02	34	60	1.8
2002-03	32	59	1.8
Totals	129	246	1.9

4. Darrel Mitchell - 219

YEAR	G	TOTAL	AVG.
2002-03	32	45	1.4
2003-04	29	50	1.7
2004-05	30	54	1.8
2005-06	36	70	1.9
Totals	127	219	1.7

5. Anthony Hickey - 216

YEAR	G	TOTAL	AVG.
2011-12	33	69	2.1
2012-13	29	85	2.9
2013-14	34	62	1.8
Totals	96	216	2.2

6. Skylar Mays - 213

YEAR	G	TOTAL	AVG.
2016-17	31	40	1.3
2017-18	33	52	1.6
2018-19	35	66	1.9
2019-20	31	55	1.8
Totals	130	213	1.6

7. Derrick Taylor - 207

YEAR	G	TOTAL	AVG.
1981-82	28	51	1.8
1983-84	29	45	1.5
1984-85	29	27	0.9
1985-86	38	84	2.2
Totals	124	207	1.7

8. Jerry Reynolds -194

YEAR	G	TOTAL	AVG.
1982-83	32	65	2.0
1983-84	29	81	2.8
1984-85	29	48	1.6
Totals	90	194	2.1

9. Garrett Temple - 191

YEAR	G	TOTAL	AVG.
2005-06	36	38	1.1
2006-07	32	52	1.6
2007-08	31	41	1.3
2008-09	35	60	1.7
Totals	134	191	1.4

10. Tasmin Mitchell - 190

YEAR	G	TOTAL	AVG.
2005-06	36	53	1.5
2006-07	32	34	1.1
2007-08	3	7	2.3
2008-09	35	55	1.6
2009-10	31	41	1.3
Totals	137	190	1.4

11. Darryl Joe - 173

YEAR	G	TOTAL	AVG.
1986-87	37	93	2.5
1987-88	30	80	2.7
Totals	67	173	2.6

12. Tremont Waters - 163

YEAR	G	TOTAL	AVG.
2017-18	33	67	2.0

2018-19	33	96	2.9
Totals	66	163	2.5

13. Jermaine Williams - 154

YEAR	G	TOTAL	AVG.
1998-99	26	13	0.5
1999-00	31	23	0.7
2000-01	29	42	1.4
2001-02	34	76	2.2
Totals	120	154	1.3

14. Leonard Mitchell - 151

YEAR	G	TOTAL	AVG.
1980-81	36	35	0.9
1981-82	27	44	1.6
1982-83	31	47	1.5
1983-84	24	25	1.0
Totals	118	151	1.3

15. Antonio Hudson - 139

YEAR	G	TOTAL	AVG.
2001-02	34	42	1.2
2002-03	32	42	1.3
2003-04	28	25	0.9
2004-05	30	30	1.0
Totals	124	139	1.1

16. Vernel Singleton - 136

YEAR	G	TOTAL	AVG.
1988-89	32	37	1.1
1989-90	32	26	0.8
1990-91	30	41	1.4
1991-92	31	32	1.0
Totals	125	136	1.1

16. Johnny Jones - 136

YEAR	G	TOTAL	AVG.
1980-81	36	27	0.7
1981-82	28	33	1.2
1982-83	31	55	1.8
1983-84	26	21	0.8
Totals	121	136	1.1

18. Andre Stringer - 130

YEAR	G	TOTAL	AVG.
2010-11	32	34	1.1
2011-12	28	37	1.3
2012-13	31	25	0.8
2013-14	34	34	1.0
Totals	130	130	1.0

19. Brian Beshara - 126

YEAR	G	TOTAL	AVG.
1998-99	26	30	1.1
1999-00	34	49	1.4
2000-01	20	47	2.3
Totals	89	126	1.4

20. Howard Carter - 124

YEAR	G	TOTAL	AVG.
1979-80	32	24	0.8
1980-81	36	40	1.1
1981-82	28	29	1.0
1982-83	32	31	1.0
Totals	128	124	0.9

21. Maurice Williamson - 121

YEAR	G	TOTAL	AVG.
1989-90	31	55	1.8
1991-92	31	40	1.3
1992-93	25	26	1.0
Totals	87	121	1.3

22. Storm Warren - 113

YEAR	G	TOTAL	AVG.
2008-09	30	12	0.4
2009-10	31	33	1.1
2010-11	29	38	1.3
2011-12	33	30	0.9
Totals	123	113	0.9

23. Javonte Smart -- 112

YEAR	G	TOTAL	AVG.
2018-19	34	44	1.3
2019-20	31	33	1.1
2020-21	28	35	1.2
Totals	93	112	1.2

24. John Tudor - 111

YEAR	G	TOTAL	AVG.
1980-81	33	13	0.4
1981-82	28	23	0.8
1982-83	32	40	1.2
1983-84	29	35	1.2
Totals	122	111	0.9

25. Oliver Brown - 110

YEAR	G	TOTAL	AVG.
1983-84	20	2	0.1
1984-85	28	20	0.7
1985-86	37	22	0.6
1986-87	38	66	1.7
Totals	123	110	0.9

25. Collis Temple III - 110

YEAR	G	TOTAL	AVG.
1999-00	33	21	0.6
2000-01	29	40	1.4
2001-02	21	21	1.0
2002-03	32	28	0.9
Totals	115	110	0.9

27. Ronald Dupree - 109

YEAR	G	TOTAL	AVG.
1999-00	34	15	0.4
2000-01	29	37	1.3
2001-02	34	35	1.0
2002-03	32	22	0.7
Totals	129	109	0.8

27. Jamie Brandon - 109

YEAR	G	TOTAL	AVG.
1991-92	29	41	1.4
1992-93	26	29	1.1
1993-94	27	39	1.4
Totals	82	109	1.3

27. Jalyn Patterson - 109

YEAR	G	TOTAL	AVG.
2014-15	31	37	1.2
2015-16	28	34	1.2
2016-17	31	38	1.2
Totals	90	109	1.2

30. Shaquille O'Neal - 108

YEAR	G	TOTAL	AVG.
1989-90	32	38	1.2
1990-91	28	41	1.5
1992-93	30	29	0.9
Totals	90	108	1.2

30. Glen Davis - 108

YEAR	G	TOTAL	AVG.
2004-05	30	29	1.0
2005-06	36	47	1.3
2006-07	29	32	1.1
Totals	95	108	1.1

32. Mahmoud Abdul-Rauf - 107

YEAR	G	TOTAL	AVG.
1988-89	32	55	1.7
1989-90	32	52	1.6
Totals	64	107	1.7

33. Anthony Wilson - 106

YEAR	G	TOTAL	AVG.
1983-84	24	4	0.2
1984-85	19	4	0.2
1985-86	38	39	1.0
1986-87	38	59	1.6
Totals	119	106	0.9

34. Ronnie Henderson - 104

YEAR	G	TOTAL	AVG.
1993-94	27	29	1.1
1994-95	27	35	1.3
1995-96	23	40	1.7
Totals	77	104	1.3

35. Tim Quarterman - 103

YEAR	G	TOTAL
------	---	-------

1000-500-200-100; Double Figure Lists

LSU Players With:

**1,000 Points; 500 Rebounds;
200 Assists; 100 Steals (3)**

Tasmin Mitchell	1989-950-291-190
Clarence Ceasar	1343-670-234-310
Jerry Reynolds	1069-613-211-194

LSU Players with:

**1,000 Points; 500 Rebounds-
200 Assists (5)**

Ricky Blanton	1501-766-314
Clarence Ceasar	1343-670-234
Pete Maravich	3667-513-425
Tasmin Mitchell	1989-950-291
Jerry Reynolds	1069-613-211

LSU Players with:

1,000 Pts-500 Rebounds (21)

Pete Maravich	3667-513
Durand Macklin	2080-1276
Tasmin Mitchell	1989-950
Shaquille O'Neal	1941-1217
Bob Pettit	1916-1039
Ronald Dupree	1726-907
Glen Davis	1587-916
Vernel Singleton	1513-784
Leonard Mitchell	1508-922
Ricky Blanton	1501-766
Nikita Wilson	1384-699
Al Sanders	1383-1168
Dewayne Scales	1357-733
Clarence Ceasar	1343-670
Bill Newton	1339-802
Roger Sigler	1318-713
Dick Maile	1284-772
Johnny O'Bryant III	1157-702
Wayne Sims	1107-603
Jerry Reynolds	1069-613
John Williams	1046-503

LSU Players with:

1,000 Pts-200 Assists-100 Steals (13)

Tasmin Mitchell	1989-291-190
Clarence Ceasar	1343-234-310
Jerry Reynolds	1069-211-194
Ronald Dupree	1726-205-109
Derrick Taylor	1590-404-207
Darrel Mitchell	1569-367-219
Torris Bright	1463-544-246
Andre Stringer	1365-314-246
Ethan Martin	1276-638-279
Antonio Hudson	1089-226-139
Skylar Mays	1617-382-213
Tremont Waters	1029-390-163
Javonte Smart	1211-321-112

Season Double Figures Scores (1977-2021)

36	Glen Davis	2005-06
34	John Williams	1985-86
33	Darrel Mitchell	2005-06
32	Mahmoud Abdul-Rauf	1988-89
31	Tasmin Mitchell	2008-09
31	Marcus Thornton	2008-09
31	Mahmoud Abdul-Rauf	1989-90
31	Derrick Taylor	1985-86
30	Jabari Smith	1999-2000
29	Ronald Dupree	2002-03
29	Stromile Swift	1999-2000
29	Shaquille O'Neal	1991-92
29	Ricky Blanton	1988-89
29	Anthony Wilson	1986-87
29	Leonard Mitchell	1982-83
29	Howard Carter	1982-83
28	Cameron Thomas	2020-21
28	Jarell Martin	2014-15
28	Johnny O'Bryant III	2013-14
28	Ronald Dupree	2001-02
28	Ronald Dupree	2000-01
27	Skylar Mays	2019-20
27	Tasmin Mitchell	2009-10
27	Marcus Thornton	2007-08
27	Anthony Randolph	2007-08
27	Brandon Bass	2004-05
27	Geert Hammink	1992-93
27	Shaquille O'Neal	1990-91
27	Nikita Wilson	1986-87
26	Tremont Waters	2018-19
26	Skylar Mays	2018-19
26	Keith Hornsby	2014-15
26	Jordan Mickey	2013-14
26	Tasmin Mitchell	2006-07
26	Glen Davis	2006-07
26	Ronnie Henderson	1994-95
26	Vernel Singleton	1991-92
25	Javonte Smart	2020-21
25	Antonio Blakeney	2016-17
25	Jordan Mickey	2014-15
25	Torris Bright	2001-02
25	Maurice Carter	1999-2000
25	Duane Spencer	1996-97
25	Ricky Blanton	1987-88
25	Nikita Wilson	1984-85
25	Howard Carter	1981-82

Career Double Figures Scores (1977-2021)

107	Tasmin Mitchell	2005-10
92	Leonard Mitchell	1980-84
92	Howard Carter	1979-83
90	Derrick Taylor	1981-86
88	Skylar Mays	2016-20
88	Ronald Dupree	1999-03
85	Darrel Mitchell	2002-06
85	Rudy Macklin	1976-81
84	Glen Davis	2004-07
82	Torris Bright	1999-03
80	Shaquille O'Neal	1989-92
77	Vernel Singleton	1988-92
74	Andre Stringer	2010-14
72	Nikita Wilson	1983-87
68	Clarence Ceasar	1991-95
66	Javonte Smart	2018-21
65	Ronnie Henderson	1993-96
65	Ricky Blanton	1984-89
64	Maurice Carter	1995-99
63	Mahmoud Abdul-Rauf	1988-89
62	Johnny O'Bryant III	2011-14
62	Antonio Hudson	2001-05
62	Wayne Sims	1987-91

Consecutive double figure scoring games (1988-89 through 2021 with the exception of Pete Maravich)

Pete Maravich	83
12/2/67-3/19/70	
Shaquille O'Neal	62
3/3/90-3/21/92	
Mahmoud Abdul-Rauf	53
11/25/88-3/5/90	
Glen Davis	48
3/5/05-12/17/06	
Ronald Dupree	29
11/11/02-3/14/03	
Ben Simmons	28
11/30/15-3/12/16	
Cameron Thomas	19
1/13/21-3/22/21	
Tasmin Mitchell	19
12/31/08-3/4/09	
Marcus Thornton	19
1/17/09-3/21/09	
Brandon Bass	18
1/3/05-3/5/05	
Tremont Waters	17
12/12/18-2/20/19	

30 Points, 20 Rebounds, 10 Assists

Games in Bold Mark Last Time In The Category

60-Point Club (5 by 2 players all-time)

69	Pete Maravich vs. Alabama	Feb. 7, 1970
66	Pete Maravich vs. Tulane	Feb. 10, 1969
64	Pete Maravich vs. Kentucky	Feb. 21, 1970
61	Pete Maravich vs. Vanderbilt	Dec. 11, 1969
60	Bob Pettit vs. Louisiana College	Dec. 7, 1953

50-Point Club (30 by 4 players all-time)

59	Pete Maravich vs. Alabama	Feb. 17, 1968
58	Pete Maravich vs. Georgia	March 8, 1969
58	Pete Maravich vs. Mississippi State	Dec. 22, 1967
57	Bob Pettit vs. Georgia	Jan. 9, 1954
55**	Mahmoud Abdul-Rauf vs. Ole Miss	March 4, 1989
55	Pete Maravich vs. Mississippi State	March 2, 1970
55	Pete Maravich vs. Kentucky	Jan. 24, 1970
55	Pete Maravich vs. Alabama	Jan. 3, 1970
55	Pete Maravich vs. Mississippi State	March 3, 1969
55	Pete Maravich vs. Tulane	Dec. 14, 1968
55	Pete Maravich vs. Tulane	Feb. 21, 1968
55	Pete Maravich vs. Auburn	Jan. 3, 1968
54	Pete Maravich vs. Auburn	Feb. 15, 1969
54	Pete Maravich vs. Vanderbilt	Jan. 29, 1968
53	Shaquille O'Neal vs. Arkansas State	Dec. 18, 1990
53	Mahmoud Abdul-Rauf vs. Florida	Dec. 10, 1988
53	Pete Maravich vs. Ole Miss	Jan. 31, 1970
53	Pete Maravich vs. St. John's	Dec. 29, 1969
53	Pete Maravich vs. Duquesne	Dec. 30, 1968
52	Pete Maravich vs. Florida	Feb. 4, 1970
52	Pete Maravich vs. Kentucky	Jan. 25, 1969
52	Pete Maravich vs. Loyola	Dec. 2, 1968
52	Pete Maravich vs. Kentucky	Jan. 27, 1968
52	Pete Maravich vs. Tulane	Jan. 11, 1968
51	Mahmoud Abdul-Rauf vs. Texas	Jan. 2, 1990
51	Pete Maravich vs. Georgia	Feb. 12, 1968
51	Pete Maravich vs. Loyola	Dec. 9, 1967
50	Mahmoud Abdul-Rauf vs. Tennessee	Feb. 11, 1989
50	Pete Maravich vs. Southern California	Dec. 18, 1969
50	Pete Maravich vs. Florida	Feb. 12, 1969

40-Point Club (43 by 9 players since 1967)

49	Mahmoud Abdul-Rauf vs. Tennessee	Feb. 10, 1990
49	Pete Maravich vs. Tulane	Feb. 9, 1970
49	Pete Maravich vs. Mississippi State	Feb. 2, 1970
49	Pete Maravich vs. Clemson	Dec. 20, 1969
49	Pete Maravich vs. Ole Miss	March 1, 1969
49	Pete Maravich vs. Auburn	Feb. 7, 1968
48	Mahmoud Abdul-Rauf vs. Florida	March 1, 1989
48	Mahmoud Abdul-Rauf vs. Louisiana Tech	Dec. 6, 1988
48	Pete Maravich vs. Tampa	Dec. 2, 1967
47	Pete Maravich vs. Georgia	Dec. 21, 1968
47	Pete Maravich vs. Florida	Feb. 10, 1968
46	Mahmoud Abdul-Rauf vs. Vanderbilt	Feb. 18, 1990
46	Pete Maravich vs. Auburn	Feb. 16, 1970
46	Pete Maravich vs. Oregon State	Dec. 22, 1969
46	Pete Maravich vs. Tulane	Dec. 13, 1969
46	Pete Maravich vs. Auburn	Jan. 11, 1969
46	Pete Maravich vs. Ole Miss	Dec. 19, 1967
45	Mahmoud Abdul-Rauf vs. Georgia	Jan. 24, 1990
45	Pete Maravich vs. Loyola	Dec. 9, 1969
45	Pete Maravich vs. Kentucky	Feb. 22, 1969
45	Pete Maravich vs. Wyoming	Dec. 26, 1968
45	Pete Maravich vs. Florida	Dec. 18, 1968
44	Kenny Higgs vs. Duke	Dec. 20, 1974
44	Pete Maravich vs. Auburn	Jan. 10, 1970
44	Pete Maravich vs. Kentucky	Feb. 3, 1968
43	Ben Simmons vs. North Florida	Dec. 2, 2015
43	Shaquille O'Neal vs. Northern Arizona	Dec. 28, 1991
43	Pete Maravich vs. Oregon State	Dec. 4, 1969
42	Al Sanders vs. Auburn	Feb. 14, 1972
42	Pete Maravich vs. Alabama	Jan. 4, 1969
42	Pete Maravich vs. Vanderbilt	March 4, 1968
42	Pete Maravich vs. Florida State	Dec. 16, 1967
42	Pete Maravich vs. Wisconsin	Dec. 15, 1967
42	Pete Maravich vs. Texas	Dec. 4, 1967
41	Tasmin Mitchell vs. Mississippi State	Feb. 11, 2009
41	Mahmoud Abdul-Rauf vs. Kentucky	Feb. 15, 1990
41	Pete Maravich vs. Georgia	March 7, 1970
40	Ronnie Henderson vs. Alabama	Feb. 11, 1995
40	Mahmoud Abdul-Rauf vs. Mississippi State	Jan. 4, 1990

40	Durand Macklin vs. Tennessee	Jan. 15, 1977
40	Pete Maravich vs. Pittsburgh	Jan. 31, 1969
40	Pete Maravich vs. Oklahoma City Univ.	Dec. 28, 1968
40	Pete Maravich vs. Ole Miss	Feb. 24, 1968

35-Point Club (38 by 14 players since 1967)

39	Tremont Waters, vs. Marquette	Nov. 22, 2017
39	Al Sanders vs. Loyola	Dec. 1, 1970
38	Tasmin Mitchell vs. Auburn	Jan. 20, 2010
38	Marcus Thornton vs. Mississippi State	March 8, 2008
38	Marcus Thornton vs. Auburn	Jan. 30, 2008
38	Shaquille O'Neal vs. Ole Miss	Feb. 20, 1991
38	Shaquille O'Neal vs. Georgia	Feb. 8, 1991
38	Mahmoud Abdul-Rauf vs. Vanderbilt	Feb. 18, 1989
38	Kenny Higgs vs. Tennessee	March 1, 1975
38	Pete Maravich vs. Vanderbilt	Feb. 14, 1970
38	Pete Maravich vs. Florida	Feb. 11, 1970
38	Pete Maravich vs. UCLA	Dec. 23, 1969
38	Pete Maravich vs. Alabama	Feb. 8, 1969
38	Pete Maravich vs. Vanderbilt	Jan. 9, 1969
38	Pete Maravich vs. Clemson	Dec. 7, 1968
37	Mahmoud Abdul-Rauf vs. Ole Miss	March 3, 1990
37	Mahmoud Abdul-Rauf vs. Southern Miss	Nov. 15, 1989
37	Mahmoud Abdul-Rauf vs. Tennessee	March 10, 1989
37	Ricky Blanton vs. Tennessee-Martin	Dec. 20, 1988
37	Bill Newton vs. Georgetown	Jan. 6, 1972
37	Al Sanders vs. Ole Miss	Jan. 30, 1971
37	Pete Maravich vs. Georgia	Feb. 18, 1970
36	Tremont Waters at Texas A&M	Jan. 30, 2019
36	Ben Simmons at Vanderbilt	Jan. 2, 2016
36	Marcus Thornton vs. Georgia	March 2, 2008
36	Ronnie Henderson vs. Oklahoma State	Dec. 20, 1994
36	Ronnie Henderson vs. Kentucky	Feb. 15, 1994
36	Shaquille O'Neal vs. Indiana	March 21, 1992
36	Shaquille O'Neal vs. Alabama	Feb. 17, 1991
36	Glenn Hansen vs. Florida	Feb. 8, 1975
35	Maurice Carter vs. Arkansas	Jan. 2, 1999
35	Duane Spencer vs. Alabama	Feb. 15, 1997
35	Mahmoud Abdul-Rauf vs. UNLV	Jan. 28, 1990
35	Glenn Hansen vs. Auburn	Jan. 25, 1975
35	Glenn Hansen vs. Vanderbilt	Feb. 11, 1974
35	Bill Newton vs. Loyola	Jan. 8, 1972
35	Pete Maravich vs. Ole Miss	Feb. 28, 1970
35	Pete Maravich vs. Vanderbilt	Feb. 17, 1969

30-Point Club (118 by 41 players since 1967)

34	Ronnie Henderson vs. Maryland-Baltimore County	Dec. 30, 1994
34	Roman Rubchenko vs. Georgia State	Dec. 28, 1994
34	Ronnie Henderson vs. Troy State	Dec. 6, 1994
34	Roman Rubchenko vs. George Mason	Dec. 3, 1994
34	Shaquille O'Neal vs. Georgia	Jan. 7, 1991
34	Shaquille O'Neal vs. Vanderbilt	Jan. 2, 1991
34	Mahmoud Abdul-Rauf vs. Loyola Marymount	Feb. 3, 1990
34	Mahmoud Abdul-Rauf vs. Kentucky	Feb. 15, 1989
34	Mahmoud Abdul-Rauf vs. Vanderbilt	Jan. 18, 1989
34	Ricky Blanton vs. Chaminade	Dec. 29, 1988
34	DeWayne Scales vs. Montana State	Dec. 18, 1987
34	Kenny Higgs vs. Mississippi State	Jan. 2, 1978
34	Pete Maravich vs. Yale	Dec. 30, 1969
34	Pete Maravich vs. Mississippi State	Feb. 19, 1968
33	Marcus Thornton vs. Southeastern Louisiana	Jan. 3, 2009
33	Stromile Swift vs. Wyoming	Nov. 27, 1999
33	Roger Washington vs. Louisville	Dec. 7, 1996
33	Ronnie Henderson vs. Georgia	Feb. 18, 1995
33	Clarence Ceasar vs. Arkansas	March 2, 1994
33	Shaquille O'Neal vs. Tennessee	Feb. 23, 1991
33	Shaquille O'Neal vs. Kentucky	Feb. 5, 1991
33	Mahmoud Abdul-Rauf vs. Tennessee	Jan. 8, 1990
33	Mahmoud Abdul-Rauf vs. UTEP	March 17, 1989
33	Mahmoud Abdul-Rauf vs. Auburn	Jan. 7, 1989
33	Jose Vargas vs. Florida	Dec. 16, 1986
33	Howard Carter vs. Auburn	Jan. 21, 1981
33	DeWayne Scales vs. Boston	Dec. 28, 1979
33	Kenny Higgs vs. Tennessee	Jan. 26, 1976
33	Glenn Hansen vs. Tennessee	Jan. 27, 1975
33	Pete Maravich vs. Mississippi State	Feb. 3, 1969
33	Pete Maravich vs. Clemson	Jan. 24, 1968
32	Cameron Thomas vs. Texas A&M	Dec. 29, 2020
32	Antonio Blakeney vs. Florida	Feb. 27, 2016
32	Keith Hornsby at Houston	Dec. 13, 2015

30 Points, 20 Rebounds, 10 Assists

32	Marcus Thornton vs Florida	Feb. 24, 2009
32	Marcus Thornton vs. Troy	Nov. 30, 2008
32	Darrel Mitchell vs. Ohio State	Jan. 15, 2005
32	Ronnie Henderson vs. Auburn	Feb. 25, 1995
32	Shaquille O'Neal vs. Ole Miss	Jan. 19, 1991
32	Mahmoud Abdul-Rauf vs. Kansas	Nov. 17, 1989
32	DeWayne Scales vs. Ole Miss	Feb. 21, 1980
32	Durand Macklin vs. Delaware	Dec. 29, 1979
32	Kenny Higgs vs. Kentucky	Feb. 2, 1976
32	Kenny Higgs vs. Tulane	Dec. 3, 1975
32	Glenn Hansen vs. Auburn	Feb. 24, 1975
32	Eddie Palubinskas vs. Florida	Feb. 9, 1974
32	Eddie Palubinskas vs. Memphis State	Dec. 5, 1972
32	Pete Maravich vs. Florida	Jan. 6, 1968
31	Duop Reath at Vanderbilt	Jan. 20, 2018
31	Antonio Blakeney at Kentucky	Feb. 7, 2017
31	Antonio Blakeney vs. Mississippi State	Feb. 6, 2016
31	Marcus Thornton vs. Mississippi State	Jan. 21, 2009
31	Duane Spencer vs. North Carolina A&T	Nov. 30, 1996
31	Ronnie Henderson vs. Ole Miss	Feb. 3, 1996
31	Ronnie Henderson vs. Nicholls State	Jan. 23, 1996
31	Ronnie Henderson vs. Alabama	Jan. 6, 1996
31	Shaquille O'Neal vs. Mississippi State	March 7, 1992
31	Shaquille O'Neal vs. Florida	Jan. 26, 1991
31	Mike Hansen vs. Tennessee	Jan. 22, 1991
31	Mahmoud Abdul-Rauf vs. Georgia	Feb. 25, 1990
31	Maurice Williamson vs. Vanderbilt	Feb. 18, 1990
31	Ricky Blanton vs. Auburn	Jan. 7, 1989
31	Ricky Blanton vs. Southern	Dec. 5, 1987
31	Anthony Wilson vs. Georgia	March 7, 1987
31	Don Redden vs. Hawaii Pacific	Dec. 1, 1985
31	Don Redden vs. Mississippi State	Feb. 20, 1984
31	Durand Macklin vs. Lamar	March 14, 1981
31	Durand Macklin vs. Alcorn State	March 8, 1980
31	DeWayne Scales vs. Georgia	Feb. 9, 1980
31	Kenny Higgs vs. Auburn	Feb. 20, 1978
31	Glenn Hansen vs. Tennessee	March 1, 1975
31	Bill Newton vs. Kentucky	Feb. 26, 1972
31	Pete Maravich vs. Ole Miss	Feb. 1, 1969
30	Cameron Thomas vs. Michigan	March 22, 2021
30	Trendon Watford vs. Alabama	March 14, 2021
30	Marlon Taylor vs. Georgia	March 7, 2020
30	Skylar Mays at Auburn	Feb. 8, 2020
30	Skylar Mays vs. Utah State	Nov. 22, 2019
30	Duop Reath vs. UNCW	Dec. 10, 2017
30	Johnny O'Bryant III at South Carolina	Feb. 14, 2013
30	Marcus Thornton vs. Butler	March 19, 2009
30	Marcus Thornton vs. Xavier	Jan. 24, 2009
30	Tasmin Mitchell vs. South Carolina	Jan. 14, 2009
30	Brandon Bass vs. Louisiana-Lafayette	Nov. 21, 2004
30	Jaime Lloreda vs. McNeese State	Nov. 24, 2003
30	Ronald Dupree at Arkansas	Feb. 16, 2002
30	Collis Temple III at Tennessee	March 3, 2001
30	Jabari Smith vs. Alabama	Feb. 10, 1999
30	Ronnie Henderson vs. Georgia	Feb. 7, 1996
30	Ronnie Henderson vs. Auburn	Jan. 21, 1996
30	Ronnie Henderson vs. Ole Miss	Feb. 15, 1995
30	Jamie Brandon vs. Auburn	Jan. 8, 1994
30	Maurice Williamson vs. BYU	March 19, 1992
30	Shaquille O'Neal vs. Auburn	Feb. 22, 1992
30	Shaquille O'Neal vs. Tennessee	Jan. 29, 1992
30	Mahmoud Abdul-Rauf vs. Alabama	Jan. 21, 1989
30	Mahmoud Abdul-Rauf vs. Maryland	Jan. 2, 1989
30	Mahmoud Abdul-Rauf vs. Morehead State	Dec. 28, 1988
30	Ricky Blanton vs. Vanderbilt	March 11, 1988
30	Jose Vargas vs. Oklahoma	Jan. 11, 1988
30	Ricky Blanton vs. Northern Iowa	Dec. 28, 1987
30	Jose Vargas vs. Southwestern Texas	Dec. 22, 1987
30	Durand Macklin vs. Vanderbilt	Jan. 30, 1980
30	Durand Macklin vs. Vanderbilt	Jan. 2, 1980
30	Al Green vs. Tulane	Dec. 9, 1978
30	Durand Macklin vs. Georgia	Feb. 4, 1978
30	Durand Macklin vs. Vanderbilt	Jan. 16, 1978
30	Kenny Higgs vs. Auburn	Feb. 26, 1977
30	Kenny Higgs vs. California	Nov. 29, 1975
30	Glenn Hansen vs. Kentucky	Jan. 5, 1974
30	Eddie Palubinskas vs. Nevada	Dec. 3, 1973
30	Al Sanders vs. Ole Miss	March 4, 1972
30	Bill Newton vs. Vanderbilt	Feb. 13, 1971
30	Al Sanders vs. Florida	Feb. 10, 1971
30	Bill Newton vs. Utah State	Dec. 27, 1970
30	Pete Maravich vs. Tennessee	Feb. 23, 1970
30	Pete Maravich vs. Alabama	Dec. 30, 1967
30	Danny Hester vs. Georgetown	March 15, 1970

20 Rebound Club (20 by 10 players)

32	Durand Macklin vs. Tulane	Nov. 26, 1976
26	Al Sanders vs. Mississippi State	Feb. 7, 1972
26	Al Sanders vs. Mississippi State	Feb. 1, 1971
25	Danny Hester vs. Ole Miss	Jan. 31, 1970
25	Al Sanders vs. Florida	Dec. 18, 1970
25	Bob Pettit vs. Holy Cross	Dec. 29, 1953
24	Shaquille O'Neal vs. Loyola Marymount (20 pts)	Feb. 3, 1990
23	Lionel Green vs. Vanderbilt	Feb. 5, 1979
22	Durand Macklin vs. Auburn (26 pts)	Jan. 16, 1980
21	Shaquille O'Neal vs. Kentucky	Feb. 15, 1990
21	Jaime Lloreda vs. McNeese State	Nov. 24, 2003
21	Shaquille O'Neal vs. Florida (31 pts)	Jan. 26, 1991
21	Lionel Green vs. Montana State	Dec. 18, 1978
20	Ben Simmons vs. Marquette	Nov. 23, 2015
20	Jordan Mickey, vs. Mississippi State	Jan. 31, 2015
20	Geert Hammink vs Campbell (20 pts)	Dec. 16, 1992
20	Shaquille O'Neal vs. Kentucky (20 pts)	Feb. 2, 1992
20	Shaquille O'Neal vs. Auburn (30 pts)	Feb. 22, 1992
20	Shaquille O'Neal vs. Nicholls (24 pts)	Dec. 29, 1990
20	Lionel Green vs. Tulane	Dec. 9, 1978

15 Rebound Club (113 by 35 players)

19	Anthony Randolph vs. Vanderbilt	Jan. 19, 2009
19	Misha Mutavdzic vs. McNeese State	Nov. 29, 1994
19	Shaquille O'Neal vs. North Arizona	Dec. 28, 1991
19	Shaquille O'Neal vs. Texas	Jan. 3, 1992
19	Shaquille O'Neal vs Auburn	Jan. 8, 1992
19	Shaquille O'Neal vs. Arkansas State	Dec. 18, 1990
19	Shaquille O'Neal vs. Alabama	Feb. 17, 1991
19	Shaquille O'Neal vs. Florida	Feb. 27, 1991
19	Shaquille O'Neal vs. Texas	Jan. 2, 1990
18	Ben Simmons vs. Arkansas	Jan. 16, 2016
18	Ben Simmons vs. Col. Of Charleston	Nov. 30, 2015
18	Tasmin Mitchell vs. Southeastern Louisiana	Dec. 14, 2009
18	Glen Davis vs. Arkansas	Feb. 10, 2007
18	Glen Davis vs. Arkansas	Jan. 19, 2005
18	Geert Hammink vs. Ole Miss	March 6, 1993
18	Shaquille O'Neal vs. Alabama	Feb. 29, 1992
18	Shaquille O'Neal vs. Alabama	Jan. 16, 1991
18	Shaquille O'Neal vs. Mississippi State	Jan. 29, 1991
18	Stanley Roberts vs. Cal State Los Angeles	Dec. 8, 1989
18	Jose Vargas vs. Florida	Dec. 16, 1986
18	Durand Macklin vs. Villanova	Dec. 28, 1976
17	Ben Simmons at Florida	Jan. 9, 2016
17	Jordan Mickey, vs. Missouri	Jan. 8, 2015
17	Tasmin Mitchell vs. Tennessee	Feb. 4, 2010
17	Glen Davis vs. Alabama	Jan. 9, 2007
17	Brandon Bass vs. Mississippi State	Feb. 16, 2005
17	Jaime Lloreda vs. Arkansas	Feb. 7, 2004
17	Jabari Smith vs. Texas Pan-American	Nov. 16, 1998
17	Geert Hammink vs. Tennessee	Feb. 20, 1993
17	Shaquille O'Neal vs. Tennessee	Jan. 29, 1992
17	Shaquille O'Neal vs. Kentucky	Jan. 5, 1991
17	Shaquille O'Neal vs. Georgia	Feb. 8, 1991
17	Ricky Blanton vs. Vanderbilt	Feb. 8, 1988
17	Leonard Mitchell vs. Chaminade	Nov. 25, 1982
17	Lionel Green vs. Colgate	Dec. 29, 1977
17	DeWayne Scales vs. Vanderbilt	Feb. 13, 1978
17	DeWayne Scales vs. Kentucky	Feb. 11, 1978
17	Greg Cook at Pacific	Dec. 20, 1986
17	Rick Mattick vs. Vanderbilt	Feb. 21, 1977
16	Aaron Epps, vs. Houston	Dec. 13, 2017
16	Duop Reath, vs. Texas A&M	Feb. 4, 2017
16	Ben Simmons vs. South Alabama	Nov. 19, 2015
16	Jarell Martin vs. Auburn	March 13, 2015
16	Jarell Martin, vs. Auburn	Feb. 5, 2015
16	Johnny O'Bryant III at Arkansas	Feb. 15, 2014
16	Justin Hamilton vs. Ole Miss	Jan. 7, 2012
16	Storm Warren vs. Northwestern State	Dec. 12, 2009
16	Storm Warren vs Louisiana-Lafayette	Dec. 1, 2009
16	Glen Davis vs Arkansas	Feb. 8, 2006
16	Glen Davis vs New Orleans	Dec. 13, 2005
16	Jaime Lloreda vs. South Carolina	Jan. 24, 2004
16	Jaime Lloreda vs. Southern Miss	Dec. 20, 2003
16	Ronald Dupree vs. Nicholls	Dec. 30, 2001
16	Ronald Dupree vs. Campbell	Nov. 17, 2001
16	Ronald Dupree vs. Arkansas	Nov. 26, 2000
16	Shaquille O'Neal vs. Arkansas	Jan. 11, 1992
16	Shaquille O'Neal vs. Tennessee	March 13, 1992
16	Shaquille O'Neal vs. Chapman	Dec. 7, 1990
16	Shaquille O'Neal vs. Georgia	Jan. 7, 1991
16	Shaquille O'Neal vs. Kentucky	Feb. 5, 1991

30 Points, 20 Rebounds, 10 Assists

16	Shaquille O'Neal vs. Connecticut	March 14, 1991
16	Stanley Roberts vs. Texas	Jan. 2, 1990
16	Ricky Blanton vs. Southern	Dec. 4, 1987
16	Leonard Mitchell vs. Washington	Dec. 1, 1983
16	Durand Macklin vs. Lamar	March 14, 1981
16	Durand Macklin vs. Mississippi State	Feb. 7, 1981
16	DeWayne Scales vs. Boston	Dec. 28, 1979
16	Durand Macklin vs. St. Francis	Nov. 24, 1978
16	Durand Macklin vs. Arkansas	Dec. 29, 1977
16	DeWayne Scales vs. Auburn	Feb. 20, 1978
16	DeWayne Scales vs. Kentucky	Jan. 14, 1978
16	Durand Macklin vs. Auburn	Jan. 29, 1977
16	Durand Macklin vs. Georgia	Jan. 17, 1977
15	Naz Reid, vs. Florida	Feb. 20, 2019
15	Jordan Mickey vs. Sam Houston	Dec. 13, 2014
15	Malcolm White vs. Tennessee-Martin	Nov. 18, 2010
15	Tasmin Mitchell vs. Cal State Fullerton	Dec. 2, 2008
15	Chris Johnson vs. Georgia	March 2, 2008
15	Chris Johnson vs. Ole Miss	Feb. 23, 2008
15	Glen Davis vs. Tennessee	March 8, 2007
15	Glen Davis vs. Florida	Feb. 11, 2006
15	Glen Davis vs. Kentucky	Feb. 25, 2006
15	Brandon Bass vs. Houston	Dec. 21, 2004
15	Jaime Lloreda vs. Arkansas	Jan. 6, 2004
15	Jaime Lloreda vs. South Carolina	March 14, 2003
15	Jaime Lloreda vs. Florida	Feb. 5, 2003
15	Ronald Dupree vs. Centenary	Jan. 17, 2001
15	Brian Beshara vs. Troy	Dec. 22, 1998
15	Jabari Smith vs. Alabama	Feb. 10, 1999
15	Geert Hammink vs. Mississippi State	Feb. 10, 1993
15	Jamie Brandon vs. South Carolina	Jan. 30, 1993
15	Shaquille O'Neal vs. Ole Miss	Feb. 25, 1992
15	Shaquille O'Neal vs. Florida	Feb. 5, 1992
15	Shaquille O'Neal vs. Ole Miss	Jan. 25, 1992
15	Shaquille O'Neal vs. Louisiana-Monroe	Nov. 22, 1991
15	Shaquille O'Neal vs. Southeastern Louisiana	Nov. 26, 1990
15	Stanley Roberts vs. Georgia Tech	March 17, 1990
15	Shaquille O'Neal vs. Florida	Feb. 27, 1990
15	Shaquille O'Neal vs. Vanderbilt	Feb. 18, 1990
15	Shaquille O'Neal vs. Georgia	Jan. 24, 1990
15	Shaquille O'Neal vs. Kentucky	Jan. 13, 1990
15	Vernel Singleton at Tennessee	Jan. 11, 1989
15	Nikita Wilson vs. BYU Hawaii	Dec. 31, 1986
15	Oliver Brown vs. Denison	Jan. 1, 1987
15	John Williams vs. UNC-Wilmington	Dec. 22, 1984
15	Steffond Johnson vs. Ole Miss	Feb. 12, 1984
15	Jerry Reynolds vs. Vanderbilt	Jan. 1, 1984
15	Howard Carter vs. Florida	Jan. 3, 1981
15	Durand Macklin vs. Tennessee	Feb. 21, 1981
15	Leonard Mitchell vs. Colgate	Nov. 28, 1980
15	DeWayne Scales vs. DePaul	Jan. 20, 1980
15	Lionel Green vs. Michigan State	March 16, 1979
15	Durand Macklin vs. Alabama	March 6, 1978
15	DeWayne Scales vs. Ole Miss	Feb. 25, 1978
15	DeWayne Scales vs. Tennessee	Feb. 5, 1978
15	DeWayne Scales vs. Oral Roberts	Dec. 1, 1978
15	Durand Macklin vs. Oral Roberts	Dec. 3, 1977
15	Greg Cook vs. Florida	Jan. 31, 1977
15	Greg Cook vs. Montana State	Dec. 27, 1976
15	Durand Macklin vs. Montana State	Dec. 27, 1976

15 Assists Club (8 by 3 players)

19	Kenny Higgs, vs. Georgia	Jan. 17, 1977
18	Randy Livingston, vs. George Mason	Dec. 3, 1994
18	Ethan Martin, vs. Tulane	Dec. 6, 1980
18	Kenny Higgs, vs. Tennessee	Jan. 15, 1977
17	Kenny Higgs, vs. Miss. State	Feb. 16, 1976
16	Kenny Higgs, vs. Vanderbilt	Feb. 28, 1976
15	Randy Livingston, vs. Troy	Dec. 6, 1994
15	Randy Livingston, vs. Mcneese	Nov. 29, 2994

10 Assists Club (49 by 20 players)

14	Derrick Taylor vs. Kentucky	Feb. 27, 1982
13	Kenny Higgs vs. Niagara	Dec. 8, 1976
12	Torris Bright vs. McNeese State	Dec. 7, 2002
12	Randy Livingston vs. Maryland Baltimore County	Dec. 30, 1994
12	Randy Livingston vs. Georgia State	Dec. 28, 1994
12	Ethan Martin vs. Lamar	March 14, 1981
12	Ethan Martin vs. Alabama	March 6, 1978
11	Tremont Waters, at Arkansas	Jan. 12, 2019
11	Tremont Waters, vs. Charleston	Nov. 22, 2018

11	Tremont Waters, vs. Arkansas	Feb. 3, 2018
11	Lamont Roland vs. New Orleans	Dec. 16, 2000
11	DeJuan Collins vs. New Orleans	Nov. 20, 1997
11	Randy Livingston vs. Auburn	Jan. 11, 1995
11	Randy Livingston vs. Florida	Jan. 3, 1995
11	Randy Devall vs. Louisiana-Monroe	Feb. 3, 1990
11	Don Redden vs. Florida	Jan. 23, 1985
11	Jerry Reynolds vs. UNC-Ashville	Dec. 22, 1984
11	Ethan Martin vs. DePaul	Jan. 20, 1980
11	Willie Sims vs. Auburn	Feb. 12, 1979
11	Ethan Martin vs. Army	Dec. 29, 1978
11	Ethan Martin vs. Tulane	Dec. 4, 1978
11	Kenny Higgs vs. Vanderbilt	Feb. 21, 1977
11	Kenny Higgs vs. Oklahoma City Univ.	Dec. 17, 1976
10	Tremont Waters, vs. Auburn	Feb. 9, 2019
10	Tremont Waters, vs. ULM	Dec. 28, 2018
10	Tremont Waters, vs. UNCG	Nov. 9, 2018
10	Tremont Waters vs. Mississippi State	March 3, 2018
10	Tremont Waters vs. North Florida	Dec. 22, 2017
10	Tremont Waters vs. UNCW	Dec. 10, 2017
10	Tremont Waters vs. UT-Martin	Nov. 29, 2017
10	Ben Simmons vs. NC State	Nov. 24, 2015
10	Garrett Temple vs. Troy	Nov. 30, 2008
10	Tack Minor vs. New Orleans	Nov. 24, 2004
10	Torris Bright vs. Mississippi State	Jan. 11, 2003
10	Torris Bright vs. Houston	Jan. 8, 2003
10	Torris Bright vs. Mercer	Nov. 25, 2001
10	Torris Bright vs. Alabama	Jan. 5, 2000
10	DeJuan Collins vs. Arkansas	Jan. 4, 1998
10	Randy Livingston vs. Alabama	Jan. 6, 1996
10	Maurice Williamson vs. Vanderbilt	Feb. 18, 1990
10	Dennis Brown vs. Ole Miss	Dec. 5, 1984
10	John Tudor vs. Auburn	Feb. 25, 1984
10	Ethan Martin vs. Wichita State	March 22, 1981
10	Ethan Martin vs. Kentucky	Jan. 19, 1981
10	Greg Cook vs. Kentucky	March 1, 1980
10	Ethan Martin vs. Georgia	Jan. 3, 1979
10	Ethan Martin vs. Georgia	Feb. 4, 1978
10	Ethan Martin vs. Mississippi State	Jan. 2, 1978

20-point, 20 rebound games (since 1973-74)

Ben Simmons	21-20, vs. Marquette, 11/23/15
Jordan Mickey	(2) Last: 25-20, at Mississippi State, 1/31/15
Jaime Lloreda	30-21, vs. McNeese State, 11/24/03
Geert Hammink	20-20, vs. Campbell, 12/16/92
Shaquille O'Neal	(5) Last: 30-20, vs. Auburn, 2/22/92
John Williams	20-20, vs. Florida, 3/6/86
Rudy Macklin	26-22, vs. Auburn, 1/16/80
Ed LeBlanc	20-21, vs. Tulane, 12/3/75

20-point, 15 rebound games (since 1973-74)

Ben Simmons	(2) Last: 28-17, at Florida, 01/09/16
Jordan Mickey	21-15, vs. Sam Houston, 12/13/14
Johnny O' Bryant III	20-16, at Arkansas, 2/15/14
Justin Hamilton	23-16, vs. Ole Miss, 1/7/12
Tasmin Mitchell	24-18, vs. Southeastern Louisiana, 12/14/09
Storm Warren	21-16, vs. Northwestern State, 12/12/09
Glen Davis	(5) Last: 25-15, vs. Tennessee, 3/8/07
Brandon Davis	(2) Last: 21-17, vs. Mississippi State, 2/16/05
Jaime Lloreda	(2) Last: 21-15, vs. Florida, 3/14/03
Ronald Dupree	21-15, vs. Centenary, 1/17/01
Jabari Smith	30-15, vs. Alabama, 2/10/99
Misha Mutavdzic	25-19, vs. McNeese, 11/29/94
Jamie Brandon	21-15, vs. South Carolina, 1/30/93
Geert Hammink	(3) Last: 22-18, vs. Ole Miss, 3/6/93
Shaquille O'Neal	(24) Last: 28-18, vs. Alabama, 2/29/92
Stanley Roberts	(3) Last: 21-15, vs. Georgia Tech, 3/17/90
Ricky Blanton	(2) Last: 23-17, vs. Vanderbilt, 2/6/88
Jose Vargas	33-18, vs. Florida, 12/16/86
John Williams	(2) Last: 20-20, vs. Florida, 3/6/86
Steffond Johnson	20-15, vs. Ole Miss, 2/12/84
Leonard Mitchell	23-17, vs. Chaminade, 11/26/82
Howard Carter	25-15, vs. Florida, 1/3/81
DeWayne Scales	(2) Last: 26-15, vs. DePaul, 1/20/80
Rudy Macklin	(12) Last: 31-16, vs. Lamar, 3/14/81
Greg Cook	(2) Last: 20-18, vs. Alabama, 2/5/77
Glenn Hansen	(5) Last: 29-17, vs. Ole Miss, 3/8/75
Ed LeBlanc	20-21, vs. Tulane, 12/3/75
Collis Temple	23-16, vs. Auburn, 1/26/74

20-10 Games

20-point, 10-rebound games (since 1973-74)

2020-21

Trendon Watford	(2) Last: 26-10, at Kentucky, 1/23/21
Darius Days	20-12, vs. Ole Miss, 3/12/21

2019-20

Darius Days	(2) Last: 20-10, vs. Missouri, 2/13/20
Emmitt Williams	(2) Last: 24-11, at Vandy, 2/5/19

2018-19

Naz Reid	26-14, vs. Florida, 3/15/19
----------	-----------------------------

2017-18

Duop Reath	(2) Last: 31-13 at Vandy, 1/20/18
Aaron Epps	26-16 vs. Houston, 12/13/17

2016-17

Duop Reath	23-14, vs. Wofford, 11/12/16
Antonio Blakeney	21-12, vs. Arkansas, 2/11/17

2015-16

Ben Simmons	(3) Last: 28-17, at Florida, 01/09/16
-------------	---------------------------------------

2014-15

Jordan Mickey	(8) Last: 20-11, at Tennessee, 2/14/15
Jarell Martin	(5) Last: 25-12, at Auburn, 2/24/15

2013-14

Johnny O'Bryant III	20-16, at Alabama, 2/15/14
---------------------	----------------------------

2012-13

Johnny O'Bryant III	(4) Last: 24-10, vs. Alabama, 2/23/13
Shavon Coleman	25-10, vs. McNeese, 11/13/12

2011-12

Justin Hamilton	23-16, vs. Ole Miss, 1/7/12
-----------------	-----------------------------

2009-10

Tasmin Mitchell	(4) Last: 26-10, vs. Mississippi State, 1/30/10
Storm Warren	(2) Last: 21-16, vs. Northwestern State, 12/12/09

2008-09

Tasmin Mitchell	(3) Last: 20-13, vs. Arkansas, 2/18/09
-----------------	--

2007-08

Anthony Randolph	(3) Last: 20-10, vs. South Carolina, 2/27/08
Marcus Thornton	36-10, vs. Georgia, 3/2/08

2006-07

Glen Davis	(10) Last: 25-15, vs. Tennessee, 3/8/07
Tasmin Mitchell	23-10, vs. Texas, 12/10/06

2005-06

Glen Davis	(10) Last: 22-13, vs. Iona, 3/15/06
Tyrus Thomas	(3) Last: 21-13, vs. Texas, 3/25/06

2004-05

Brandon Bass	(7) Last: 25-12, vs. UAB, 3/17/05
Glen Davis	(2) Last: 26-18, vs. Arkansas, 1/19/05

2003-04

Jaime Lloreda	(4) Last: 22-11, vs. UAB, 12/27/03
Brandon Bass	22-10, vs. UAB, 12/27/03

2002-03

Jaime Lloreda	(3) Last: 21-14, vs. Purdue, 3/24/03
Ronald Dupree	25-13, vs. Arkansas, 2/22/03

2001-02

Collis Temple III	(3) Last: 20-11, vs. Louisiana-Lafayette, 12/4/01
Ronald Dupree	(3) Last: 22-13, vs. Kentucky, 2/9/02
Torris Bright	25-10, vs. Ball State, 3/19/02

2000-01

Ronald Dupree	(5) Last: 22-10, vs. Arkansas, 3/9/01
Collis Temple III	20-10, vs. Nicholls State, 12/22/00

1998-99

Jabari Smith	(3) Last: 30-15, vs. Alabama, 2/10/99
Brian Beshara	24-13, vs. Belmont, 12/29/98

1996-97

Duane Spencer	(2) Last: 26-13, vs. Auburn, 2/8/97
---------------	-------------------------------------

1995-96

Roman Rubchenko	29-10, vs. Dayton, 11/26/95
Misha Mutavdzic	22-12, vs. Jackson State, 12/22/95
Ronnie Henderson	30-10, vs. Auburn, 1/21/96

1994-95

Misha Mutavdzic	(2) Last: 25-19, vs. McNeese State, 11/29/94
Ronnie Henderson	34-10, vs. Troy, 12/6/94
Clarence Ceasar	20-13, vs. Vanderbilt, 1/28/95
Roman Rubchenko	20-11, vs. South Carolina, 3/1/95

1993-94

Clarence Ceasar	(3) Last: 33-12, vs. Arkansas, 3/2/94
Jaime Brandon	21-11, vs. McNeese State, 12/16/93

1992-93

Geert Hammink	(6) Last: 22-18, vs. Ole Miss, 3/6/93
Jaime Brandon	(3) Last: 24-11, vs. Texas, 2/7/93
Sean Gipson	23-10, vs. McNeese State, 12/1/92

1991-92

Shaquille O'Neal	(22) Last: 36-12, vs. Indiana, 3/21/92
------------------	--

1990-91

Shaquille O'Neal	(19) Last: 27-16, vs. Connecticut, 3/14/91
Vernel Singleton	(2) Last: 25-10, vs. Nicholls State, 12/29/90
Geert Hammink	20-10, vs. Mississippi State, 3/2/91

1989-90

Stanley Roberts	(6) Last: 21-15, vs. Georgia Tech, 3/17/90
Shaquille O'Neal	(5) Last: 20-14, vs. Ole Miss, 3/3/90

1988-89

Ricky Blanton	(5) Last: 21-10, vs. Florida, 3/1/89
Vernel Singleton	(2) Last: 21-12, vs. Georgia, 2/20/89
Wayne Sims	20-10, vs. Oral Roberts, 11/30/88

1987-88

Jose Vargas	(5) Last: 28-10, vs. Tennessee, 2/13/88
Ricky Blanton	(5) Last: 27-10, vs. Florida, 3/6/88
Wayne Sims	25-12, vs. Vanderbilt, 2/6/88

1986-87

Jose Vargas	33-18, vs. Florida, 12/16/86
Anthony Wilson	22-10, vs. BYU-Hawaii, 12/31/86
Bernard Woodside	26-10, vs. Denison, 1/1/87
Nikita Wilson	24-10, vs. Tennessee, 1/8/87

1985-86

John Williams	(9) Last: 28-10, vs. Kentucky, 3/7/86
Don Redden	(2) Last: 31-10, vs. Hawaii Pacific, 12/1/85

1984-85

John Williams	(2) Last: 29-15, vs. UNC-Wilmington, 12/22/84
Nikita Wilson	(3) Last: 22-10, vs. Auburn, 2/27/85
Jose Vargas	22-10, vs. Loyola (Ill.), 11/28/84
Jerry Reynolds	20-10, vs. Vanderbilt, 1/19/85

1983-84

Jerry Reynolds	(5) Last: 21-10, vs. Florida, 2/27/84
Steffond Johnson	20-15, vs. Ole Miss, 2/12/84

1982-83

Leonard Mitchell	(2) Last: 25-13, vs. Mississippi State, 2/21/83
Howard Carter	20-14, vs. Alabama, 2/19/83
Jerry Reynolds	20-14, vs. Loyola (Ill.), 12/6/82

1981-82

Derrick Taylor	23-10, vs. UCLA, 12/23/81
Tyrone Black	23-11, vs. Houston, 12/29/81

1980-81

Rudy Macklin	(8) Last: 21-10, vs. Wichita State, 3/22/81
Howard Carter	25-15, vs. Florida, 1/3/81
Leonard Mitchell	27-12, vs. Florida, 3/3/81

1979-80

Rudy Macklin	(6) Last: 31-19, vs. Alcorn State, 3/9/80
DeWayne Scales	(6) Last: 27-11, vs. Alabama, 2/28/80

1978-79

DeWayne Scales	(3) Last: 22-11, vs. Alabama, 1/10/79
Rudy Macklin	25-16, vs. St. Francis, 11/24/78

1977-78

Rudy Macklin	(10) Last: 25-15, vs. Alabama, 3/6/78
--------------	---------------------------------------

1976-77

Rudy Macklin	(6) Last: 25-14, vs. Vanderbilt, 2/21/77
Greg Cook	(3) Last: 24-12, vs. Auburn, 2/26/77

1975-76

Floyd Bailey	(4) Last: 23-13, vs. Alabama, 2/14/76
Ed LeBlanc	(2) Last: 23-12, vs. Georgia, 2/21/76

1974-75

Glenn Hansen	(7) Last: 29-17, vs. Ole Miss, 3/8/75
Ed LeBlanc	(3) Last: 24-14, vs. St. Peter's, 12/27/74
Floyd Bailey	20-11, vs. Alabama, 1/18/75

1973-74

Glenn Hansen	(6) Last: 24-14, vs. Ole Miss, 3/4/74
Collis Temple	(5) Last: 20-14, vs. Tennessee, 3/2/74

Most Games of 30-20-10

Most Games of 30 or More Points (Since 1967)

Pete Maravich	74
Mahmoud Abdul-Rauf	27
Shaquille O'Neal	15
Ronnie Henderson	13
Marcus Thornton	8
Kenny Higgs	7
Rudy Macklin	7
Glenn Hansen	6
Ricky Blanton	6
Al Sanders	5
DeWayne Scales	5
Bill Newton	4
Jose Vargas	3
Tasmin Mitchell	3
Antonio Blakeney	3
Cameron Thomas	2
Tremont Waters	2
Duop Reath	2
Ben Simmons	2
Skylar Mays	2

Most Games of 20 or More Pts--Season (Since 1988)

Mahmoud Abdul-Rauf (1988-89)	27
Mahmoud Abdul-Rauf (1989-90)	24
Cameron Thomas (2020-21)	24
Shaquille O'Neal (1992-92)	23
Shaquille O'Neal (1990-91)	21
Marcus Thornton (2008-09)	20
Ronnie Henderson (1994-95)	19
Ben Simmons (2015-16)	18
Ronnie Henderson (1995-96)	17
Marcus Thornton (2007-08)	17
Ricky Blanton (1988-89)	17
Glen Davis (2005-06)	14
Brandon Bass (2004-05)	13
Antonio Blakeney (2016-17)	13
Jamie Brandon (1993-94)	11
Glen Davis (2006-07)	11
Bo Spencer (2009-10)	11
Geert Hammink (1992-93)	10
Stromile Swift (1999-00)	10
Darrel Mitchell (2005-06)	10
Tremont Waters (2017-18)	10
Ricky Blanton (1987-88)	10

Most Games of 20 or More Pts--Career (Since 1988)

Mahmoud Abdul-Rauf (1988-90)	51
Shaquille O'Neal (1989-92)	49
Marcus Thornton (2007-09)	37
Ronnie Henderson (1993-96)	34
Ronnie Dupree (1999-03)	26
Glen Davis (2004-07)	25
Cameron Thomas (2020-21)	24

Most Games 20 or More Pts -- Team Totals (Since 1988)

1988-89	51
2020-21	39
1994-95	38
2015-16	37
1989-90	37
1990-91	36
2008-09	33
1991-92	32
2005-06	31
2018-19	30
1993-94	27
2007-08	27
2014-15	26
1999-00	24
1995-96	24
2009-10	23
1992-93	23
2016-17	22
2017-18	22
2001-02	22
1987-88	22

Most Games 15+ Rebounds (Since 1967)

Shaquille O'Neal	34
Durand Macklin	12
DeWayne Scales	8
Glen Davis	8
Jaime Lloreda	6
Ben Simmons	5
Lionel Green	5
Ronald Dupree	4
Jordan Mickey	3
Al Sanders	3
Greg Cook	3
Leonard Mitchell	3
Tasmin Mitchell	3
Geert Hammink	3
Stanley Roberts	3
Duop Reath	3
Jarell Martin	2

Most Games 10 Assists or More

Ethan Martin	11
Tremont Waters	10
Randy Livingston	8
Kenny Higgs	7
Torris Bright	5
DeJuan Collins	2
Ben Simmons	1
Tim Quarterman	1
Josh Gray	1
Skylar Mays	1
Javonte Smart	1

Most 20-point 10 Rebound Games

Shaquille O'Neal	46
Rudy Macklin	31
Glen Davis	20
Glenn Hansen	13
Ben Simmons	12
John Williams	11
Johnny O'Bryant III	10
Ricky Blanton	10
Jordan Mickey	9
Ronald Dupree	9
DeWayne Scales	9
Tasmin Mitchell	8
Brandon Bass	8
Jaime Lloreda	7
Geert Hammink	7
Jose Vargas	7
Stanley Roberts	6
Jerry Reynolds	6
Jarell Martin	5
Floyd Bailey	5
Ed LeBlanc	5
Collis Temple, Jr.,	5
Tyrus Thomas	4
Collis Temple III	4
Clarence Ceasar	4
Jamie Brandon	4
Vernel Singleton	4
Nikita Wilson	4
Darius Days	3
Duop Reath	3
Jabari Smith	3
Leonard Mitchell	3
Greg Cook	3

Most 20 point 15 Rebound games

Shaquille O'Neal	19
Rudy Macklin	11
Glen Davis	5
Glenn Hansen	5
Ben Simmons	3
Stanley Roberts	3
Greg Cook	2
DeWayne Scales	2
Ricky Blanton	2
Geert Hammink	2
Brandon Bass	2
Jordan Mickey	2

Most 20 point 20 Rebound Games

Shaquille O'Neal	5
8 other players	1

Will Wade Single Game Individual Superlatives

MOST POINTS

- 39 -- Tremont Waters vs. Marquette, Nov. 22, 2017
- 36 -- Tremont Waters at Texas A&M, Jan. 30, 2019
- 32 -- Cameron Thomas vs. Texas A&M, Dec. 29, 2020
- 31 -- Duop Reath at Vanderbilt, Jan. 20, 2018
- 30 -- Cameron Thomas vs. Michigan, March 22, 2021
- 30 -- Trendon Watford vs. Alabama, March 14, 2021
- 30 -- Marlon Taylor vs. Georgia, March 7, 2020
- 30 -- Skylar Mays at Auburn, Feb. 8, 2020
- 30 -- Skylar Mays vs. Utah State, Nov. 22, 2019
- 30 -- Duop Reath vs. UNCW, Dec. 10, 2017
- 29 -- Cameron Thomas at Missouri, March 6, 2021
- 29 -- Javonte Smart vs. Texas Tech, Jan. 30, 2021
- 29 -- Cameron Thomas vs. Nicholls, Dec. 26, 2021
- 29 -- Javonte Smart vs. Tennessee, Feb. 23, 2019
- 29 -- Naz Reid at Mississippi State, Feb. 6, 2019
- 29 -- Naz Reid vs. UNCG, Nov. 9, 2018
- 28 -- Cameron Thomas at Texas A&M, Jan. 26, 2021
- 28 -- Cameron Thomas at Florida, Jan. 2, 2021
- 28 -- Skylar Mays at Arkansas, March 4, 2020
- 28 -- Tremont Waters vs. Miss. State, March 8, 2018
- 28 -- Tremont Waters vs. Vanderbilt, Feb. 20, 2018

MOST FIELD GOALS MADE

- 13 -- Trendon Watford vs. Alabama, March 14, 2021
- 13 -- Duop Reath at Vanderbilt, Jan. 20, 2018
- 13 -- Duop Reath vs. UNCW, Dec. 20, 2017
- 13 -- Tremont Waters vs. Marquette, Nov. 22, 2017
- 12 -- Javonte Smart vs. Texas Tech, Jan. 30, 2021
- 12 -- Cameron Thomas vs. Texas A&M, Dec. 29, 2020
- 12 -- Emmitt Williams vs. Rhode Island, Nov., 24, 2019
- 11 -- Trendon Watford vs. Ole Miss, March 12, 2021
- 11 -- Cameron Thomas at Arkansas, Feb. 27, 2021
- 11 -- Javonte Smart vs. Sam Houston, Dec. 14, 2020
- 11 -- Naz Reid vs. Florida, March 15, 2019
- 11 -- Tremont Waters at Mississippi State, Feb. 6, 2019
- 11 -- Tremont Waters at Texas A&M, Jan. 30, 2019
- 11 -- Naz Reid vs. UNCG, Nov. 9, 2018
- 11 -- Duop Reath vs. Kentucky, Jan. 3, 2018

MOST FIELD GOALS ATTEMPTED

- 23 -- Javonte Smart vs. Michigan, March 22, 2021
- 23 -- Cameron Thomas vs. Michigan, March 22, 2021
- 23 -- Trendon Watford vs. Alabama, March 14, 2021
- 22 -- Javonte Smart vs. Tennessee, Feb. 23, 2019
- 22 -- Tremont Waters vs. Marquette, Nov. 22, 2017
- 21 -- Cameron Thomas at Texas A&M, Jan. 26, 2021
- 21 -- Cameron Thomas vs. Texas A&M, Dec. 29, 2020
- 21 -- Cameron Thomas vs. Nicholls, Dec. 26, 2020
- 21 -- Cameron Thomas vs SIUE, Nov. 26, 2020
- 20 -- Naz Reid vs. Florida, March 15, 2019
- 20 -- Tremont Waters vs. Miss. State, March 8, 2018
- 20 -- Tremont Waters at Georgia, Feb. 24, 2018
- 20 -- Duop Reath at Vanderbilt, Jan. 20, 2018

FIELD GOAL PERCENTAGE (MIN. 7 MADE)

- 100.0 (7-7) -- Kavell Bigby-Williams vs. Memphis, Nov. 13, 2018
- 87.5 (7-8) -- Marlon Taylor vs. Arkansas, Jan. 12, 2019

- 87.5 (7-8) -- Naz Reid vs. UIW, Dec. 9, 2018
- 83.3 (10-12) -- Emmitt Williams at Florida, Feb. 26, 2020
- 83.3 (10-12) -- Naz Reid at Arkansas, Jan. 12, 2019
- 83.3 (10-12) -- Duop Reath vs. Ole Miss, Feb. 20, 2018
- 81.8 (9-11) -- Darius Day vs. SIUE, Nov. 26, 2020
- 80.0 (8-10) -- Javonte Smart vs. Miss. St., Feb. 10, 2021
- 80.0 (8-10) -- Darius Days vs. Arkansas, Jan. 13, 2021
- 80.0 (8-10) -- Daryl Edwards at Alabama, Feb. 13, 2018
- 78.6 (11-14) -- Trendon Watford vs. Ole Miss, March 12, 2021
- 78.6 (11-14) -- Naz Reid vs. UNCG, Nov. 9, 2018
- 77.8 (7-9) -- Skylar Mays vs. Florida State, Nov. 23, 2018
- 76.9 (10-13) -- Skylar Mays vs. Utah State, Nov. 22, 2019
- 76.5 (13-17) -- Duop Reath vs. UNCW, Dec. 10, 2017
- 75.0 (9-12) -- Trendon Watford vs. Nicholls, Dec. 26, 2020
- 73.3 (11-15) -- Javonte Smart vs. Sam Houston, Dec. 14, 2020
- 72.7 (8-11) -- Skylar Mays vs. Okla. State, Nov. 25, 2018
- 71.4 (10-14) -- Duop Reath vs. UL-Lafayette, March 14, 2018
- 70.6 (12-17) -- Emmitt Williams vs. Rhode Island, Nov. 24, 2019

MOST THREE-POINT FIELD GOALS MADE

- 6 -- Tremont Waters at Texas A&M, Jan. 30, 2019
- 5 -- Javonte Smart vs. Alabama, March 14, 2021
- 5 -- Javonte Smart vs. Georgia, Jan. 6, 2021
- 5 -- Cameron Thomas vs. Texas A&M, Dec. 29, 2020
- 5 -- Javonte Smart at Tennessee, Jan. 5, 2020
- 5 -- Skylar Mays vs. Utah State, Nov. 22, 2019
- 5 -- Darius Days, vs. Vanderbilt, March 9, 2019
- 5 -- Tremont Waters vs. Mississippi State, March 8, 2018
- 5 -- Tremont Waters at Georgia, Feb. 24, 2018
- 5 -- Tremont Waters at Texas A&M, Jan. 6, 2018
- 5 -- Tremont Waters vs. Marquette, Nov. 22, 2017

MOST THREE-POINT FIELD GOALS ATTEMPTED

- 13 -- Cameron Thomas at Texas A&M, Jan. 26, 2021
- 13 -- Tremont Waters at Georgia, Feb. 24, 2018
- 11 -- Javonte Smart vs. Alabama, March 14, 2021
- 11 -- Cameron Thomas vs. Texas A&M, Dec. 29, 2020
- 11 -- Tremont Waters vs. Marquette, Nov. 22, 2017
- 10 -- Javonte Smart vs. Michigan, March 22, 2021
- 10 -- Cameron Thomas vs. Alabama, March 14, 2021
- 10 -- Javonte Smart vs. Georgia, Jan. 6, 2021
- 10 -- Cameron Thomas at Florida, Jan. 2, 2021
- 10 -- Cameron Thomas at Saint Louis, Nov. 28, 2020
- 10 -- Skylar Mays at Auburn, Feb. 8, 2020
- 10 -- Javonte Smart at Texas A&M, Jan. 14, 2020
- 10 -- Skylar Mays at Texas A&M, Jan. 14, 2020
- 10 -- Tremont Waters vs. Auburn, Feb. 9, 2019
- 10 -- Tremont Waters at Texas A&M, Jan. 30, 2019
- 10 -- Tremont Waters vs. Miss. State, March 8, 2018
- 10 -- Skylar Mays at South Carolina, Feb. 28, 2018
- 10 -- SKylar Mays vs. UT-Martin, Nov. 29, 2017

THREE-POINT FIELD GOAL PERCENTAGE (MIN. 4 MADE)

- 100.0 (4-4) -- Naz Reid at Arkansas, Jan. 12, 2019
- 83.3 (5-6) -- Skylar Mays vs. Utah State, Nov. 22, 2019
- 83.3 (5-6) -- Darius Days vs. Vanderbilt, March 9, 2019
- 80.0 (4-5) -- Javonte Smart at Saint Louis, Nov. 28, 2021
- 80.0 (4-5) -- Darius Days vs. SIUE, Nov. 26, 2021

Will Wade Single Game Individual Superlatives

- 80.0 (4-5) -- Skylar Mays vs. Florida State, Nov. 23, 2018
- 66.7 (4-6) -- Cameron Thomas vs. Ark., March 13, 2021
 - 66.7 (4-6) -- Darius Days at Miss. State, Feb. 10, 2021
 - 66.7 (4-6) -- Javonte Smart vs. Auburn, Feb. 20, 2021
 - 66.7 (4-6) -- Javonte Smart vs. S. Carolina, Jan. 16, 2021
 - 66.7 (4-6) -- Darius Days at S. Carolina, Feb. 22, 2020
 - 66.7 (4-6) -- Javonte Smart at Alabama, Feb. 15, 2020
 - 66.7 (4-6) -- Naz Reid vs. UNCG, Nov. 9, 2028
 - 66.7 (4-6) -- Tremont Waters vs. Alcorn St., Nov. 10, 2017

MOST FREE THROWS MADE

- 15 -- Cameron Thomas vs. Georgia, Jan. 6, 2021
- 11 -- Cameron Thomas vs. St. Bonaventure, March 20, 2021
- 11 -- Cameron Thomas vs. Tennessee, Feb. 13, 2021
- 11 -- Cameron Thomas at Florida, Jan. 2, 2021
- 10 -- Trendon Watford vs. LA Tech, Dec. 6, 2020
- 10 -- Cameron Thomas at Missouri, March 6, 2021
- 10 -- Cameron Thomas vs. Auburn, Feb. 20, 2021
- 10 -- Cameron Thomas vs. Texas Tech, Jan. 30, 2021
- 10 -- Skylar Mays at Arkansas, March 4, 2020
- 10 -- Skylar Mays at Auburn, Feb. 8, 2020
- 10 -- Emmitt Williams at Vanderbilt, Feb. 5, 2020
- 10 -- Emmitt Williams vs. Bowling Green, Nov. 8, 2019
- 10 -- Skylar Mays vs. Tennessee, Feb. 23, 2019
- 10 -- Skylar Mays at Missouri, Jan. 26, 2019
- 9 -- Trendon Watford vs. Arkansas, Jan. 13, 2021
- 9 -- Trendon Watford vs. SIUE, Nov. 26, 2020
- 9 -- Cameron Thomas vs. S. Carolina, Jan. 16, 2021
- 9 -- Cameron Thomas vs. Southeastern, Nov. 30, 2020
- 9 -- Darius Days vs. Missouri, Feb. 11, 2020
- 9 -- Trendon Watford at Vanderbilt, Feb. 5, 2020
- 9 -- Javonte Smart vs. Tennessee, Feb. 23, 2019
- 9 -- Naz Reid at Missouri, Jan. 26, 2019
- 9 -- Emmitt Williams vs. South Carolina, Jan. 19, 2019
- 9 -- Marlon Taylor at Houston, Dec. 12, 2018
- 9 -- Tremont Waters vs. Arkansas, Feb. 3, 2018

MOST FREE THROW ATTEMPTS

- 16 -- Cameron Thomas vs. Georgia, Jan. 6, 2021
- 13 -- Cameron Thomas vs. St. Bonaventure, March 20, 2021
- 12 -- Cameron Thomas at Missouri, March 6, 2021
- 12 -- Trendon Watford vs. LA Tech, Dec. 6, 2020
- 12 -- Emmitt Williams at Vanderbilt, Feb. 5, 2020
- 12 -- Emmitt Williams vs. Bowling Green, Nov. 8, 2019
- 12 -- Skylar Mays vs. Tennessee, Feb. 23, 2019
- 12 -- Skylar Mays vs. Missouri, Jan. 26, 2019
- 11 -- Cameron Thomas vs. Auburn, Feb. 20, 2021
- 11 -- Cameron Thomas vs. Tennessee, Feb. 13, 2021
- 11 -- Cameron Thomas vs. Texas Tech, Jan. 30, 2021
- 11 -- Cameron Thomas at Florida, Jan. 2, 2021
- 11 -- Skylar Mays at Arkansas, March 4, 2020
- 11 -- Trendon Watford vs. Ole Miss, Feb. 1, 2020
- 11 -- Emmitt Williams vs. Miss. State, Jan. 11, 2020
- 11 -- Tremont Waters vs. Georgia, Jan. 23, 2019
- 11 -- Marlon Taylor at Houston, Dec. 12, 2018
- 11 -- Tremont Waters at Georgia, Feb. 24, 2018

FREE THROW PERCENTAGE (MINIMUM 8 MADE)

- 100.0 (11-11) -- Cameron Thomas vs. Tenn, Feb. 13, 2021
- 100.0 (11-11) -- Cameron Thomas, at Florida, Jan. 2, 2021
- 100.0 (10-10) -- Skylar Mays at Auburn, Feb. 8, 2020
- 100.0 (9-9) -- Cameron Thomas at A&M, Jan. 26, 2021
- 100.0 (9-9) -- Darius Days vs. Missouri, Feb. 12, 2020
- 100.0 (9-9) -- Naz Reid at Missouri, Jan. 26, 2019
- 100.0 (8-8) -- Cameron Thomas vs. Alabama, Jan. 19, 2021
- 100.0 (8-8) -- Skylar Mays vs. Alabama, Jan. 29, 2020
- 100.0 (8-8) -- Skylar Mays at Alabama, March 2, 2019
- 100.0 (8-8) -- Tremont Waters at Kentucky, Feb. 12, 2019
- 100.0 (8-8) -- Tremont Waters at A&M, Jan. 30, 2019
- 100.0 (8-8) -- Skylar Mays vs. Georgia, Jan. 23, 2019
- 100.0 (8-8) -- Javonte Smart vs. UNCG, Nov. 9, 2018
- 100.0 (8-8) -- Skylar Mays vs. Marquette, Nov. 22, 2017
- 93.8 (15-16) -- Cameron Thomas vs. Georgia, Jan. 6, 2021

REBOUNDS

- 16 -- Darius Days vs. Arkansas, Jan. 8, 2020
- 16 -- Aaron Epps vs. Houston, Dec. 13, 2017
- 15 -- Trendon Watford vs. Alabama, Jan. 29, 2020
- 15 -- Naz Reid vs. Florida, Feb. 20, 2019
- 14 -- Naz Reid vs. Florida, March 15, 2019
- 14 -- Emmitt Williams at Florida, March 6, 2019
- 13 -- Trendon Watford vs. Vandy, March 2, 2021
- 13 -- Darius Days vs. Arkansas, Jan. 13, 2021
- 13 -- Naz Reid at Alabama, March 2, 2019
- 13 -- Kavell Bigby-Williams at Miss. State, Feb. 6, 2019
- 13 -- Emmitt Williams vs. South Carolina, Jan. 19, 2019
- 13 -- Kavell Bigby-Williams vs. Alabama, Jan. 8, 2019
- 13 -- Brandon Rachal at South Carolina, Feb. 28, 2018
- 13 -- Duop Reath at Vanderbilt, Jan. 20, 2018
- 12 -- Darius Days vs. Alabama, March 14, 2021
- 12 -- Darius Days vs. Ole Miss, March 12, 2021
- 12 -- Trendon Watford vs. UMBC, Nov. 19, 2019
- 12 -- Emmitt Williams vs. Nicholls, Nov. 16, 2019
- 12 -- Naz Reid vs. ULM, Dec. 28, 2018

ASSISTS

- 11 -- Javonte Smart at Miss. State, Feb. 10, 2021
- 11 -- Tremont Waters at Arkansas, Jan. 12, 2019
- 11 -- Tremont Waters vs. Charleston, Nov. 22, 2018
- 11 -- Tremont Waters vs. Arkansas, Feb. 3, 2018
- 10 -- Javonte Smart vs. Georgia, March 7, 2020
- 10 -- Tremont Waters vs. Auburn, Feb. 9, 2019
- 10 -- Tremont Waters vs. ULM, Dec. 28, 2018
- 10 -- Tremont Waters vs. UNCG, Nov. 9, 2018
- 10 -- Tremont Waters vs. Miss. State, March 3, 2018
- 10 -- Tremont Waters vs. North Florida, Dec. 22, 2017
- 10 -- Tremont Waters vs. UNCW, Dec. 10, 2017
- 10 -- Tremont Waters vs. UT-Martin, Nov. 29, 2017
- 9 -- Javonte Smart vs. Missouri State, Nov. 29, 2019
- 9 -- Tremont Waters at Missouri, Jan. 26, 2019
- 9 -- Tremont Waters at Ole Miss, Jan. 15, 2019
- 9 -- Tremont Waters vs. Vanderbilt, Feb. 20, 2019
- 9 -- Tremont Waters vs. Texas A&M, Jan. 23, 2018

Will Wade Era Single Game/Season Superlatives

BLOCKED SHOTS

1. 9 -- Kavell Bigby-Williams vs. Grambling, Dec. 1, 2018
2. 5 -- Kavell Bigby-Williams at Ole Miss, Jan. 15, 2019
5 -- Kavell Bigby-Williams vs. Alabama, Jan. 8, 2019
4. 4 -- Emmitt Williams vs. Ole Miss, Feb. 1, 2020
4 -- Emmitt Williams vs. Utah State, Nov. 22, 2019
4 -- Charles Manning vs. Bowling Green, Nov. 8, 2019
4 -- Kavell Bigby-Williams vs. Yale, March 21, 2019
4 -- Naz Reid, vs. ULM, Dec. 28, 2018
4 -- Duop Reath, vs. UL-Lafayette, March 14, 2018
10. 3 -- 16 times

STEALS

1. 8 -- Tremont Waters vs ULM, Dec. 28, 2018
8 -- Tremont Waters vs. Texas A&M, Jan. 23, 2018
3. 6 -- Tremont Waters vs. UNCG, Nov. 19, 2018
6 -- Skylar Mays at Georgia, Feb. 24, 2018
5. 5 -- Darius Days at South Carolina, Feb. 22, 2020
5 -- Tremont Waters vs. Auburn, Feb. 9, 2019
5 -- Tremont Waters at Miss. State, Feb. 6, 2019
5 -- Skylar Mays vs. South Carolina, Jan. 19, 2019
5 -- Tremont Waters vs. Southeastern, Nov. 6, 2018
5 -- Tremont Waters vs. Marquette, Nov. 22, 2017
5 -- Tremont Waters vs. Alcorn State, Nov. 10, 2017

MINUTES PLAYED

1. 45 -- Skylar Mays vs. Tennessee, Feb. 23, 2019
2. 44 -- Javonte Smart at Texas A&M, Jan. 14, 2020
44 -- Javonte Smart vs. Tennessee, Feb. 23, 2019
4. 43 -- Skylar Mays at Florida, March 6, 2019
5. 42 -- Skylar Mays at Auburn, Feb. 8, 2020
42 -- Skylar Mays at Texas A&M, Jan. 14, 2020
42 -- Tremont Waters at Arkansas, Jan. 12, 2019
8. 41 -- Trendon Watford at Texas A&M, Jan. 14, 2020
41 -- Skylar Mays at Arkansas, Jan. 12, 2019
41 -- Naz Reid vs Florida State, Nov. 23, 2018
11. 40 -- Javonte Smart vs. Michigan, March 22, 2021
40 -- Cameron Thomas vs. Alabama, March 14, 2021
40 -- Cameron Thomas vs. Arkansas, March 13, 2021
40 -- Javonte Smart vs. Arkansas, March 13, 2021
40 -- Javonte Smart at Alabama, Feb. 15, 2020
40 -- Javonte Smart at Auburn, Feb. 8, 2020
40 -- Trendon Watford at Auburn, Feb. 8, 2020
40 -- Javonte Smart at Florida, Feb. 20, 2019
40 -- Skylar Mays vs. Florida, Feb. 20, 2019
40 -- Skylar Mays at Miss. State, Feb. 6, 2019
40 -- Tremont Waters vs. Marquette, Nov. 22, 2017

SEASON INDIVIDUAL TOTALS

TOTAL POINTS

1. 668 -- Tremont Waters, 2020-21
2. 525 -- Tremont Waters, 2017-18
3. 517 -- Skylar Mays, 2019-20
4. 504 -- Tremont Waters, 2018-19
5. 470 -- Skylar Mays, 2018-19

POINTS AVERAGE

1. 23.0 -- Cameron Thomas, 2020-21

2. 16.7 -- Skylar Mays, 2019-20
3. 16.3 -- Trendon Watford, 2020-21
4. 16.0 -- Javonte Smart, 2020-21
5. 15.9 -- Tremont Waters, 2017-18

FIELD GOALS MADE

1. 203 -- Cameron Thomas, 2020-21
2. 172 -- Tremont Waters, 2018-19
3. 171 -- Naz Reid, 2018-19
4. 170 -- Trendon Watford, 2020-21
5. 169 -- Skylar Mays, 2019-20

FIELD GOAL PERCENTAGE (MINIMUM 100 ATTEMPTS)

1. 61.7 (111-180) -- Kavell Bigby-Williams, 2018-19
2. 61.4 (89-145) -- Emmitt Williams, 2018-19
3. 56.0 (145-259) -- Emmitt Williams, 2019-20
4. 54.4 (167-307) -- Duop Reath, 2017-18
5. 52.3 (115-220) -- Aaron Epps, 2017-18

THREE-POINT FIELD GOALS MADE

1. 72 -- Tremont Waters, 2017-18
2. 70 -- Javonte Smart, 2020-21
3. 68 -- Cameron Thomas, 2020-21
4. 56 -- Tremont Waters, 2018-19
5. 55 -- Skylar Mays, 2018-19

THREE-POINT FG PCT (MINIMUM 50 ATTEMPTS)

1. 40.2 (70-174) -- Javonte Smart, 2020-21
2. 40.0 (52-130) -- Darius Days, 2020-21
3. 39.4 (50-127) -- Skylar Mays, 2019-20
4. 38.2 (26-68) -- Darius Days, 2018-19
5. 35.1 (72-205) -- Tremont Waters, 2017-18

FREE THROWS MADE

1. 194 -- Cameron Thomas, 2020-21
2. 129 -- Skylar Mays, 2018-19
129 -- Skylar Mays, 2019-20
4. 117 -- Tremont Waters, 2017-18
5. 113 -- Javonte Smart, 2019-20

FREE THROW PERCENTAGE (MINIMUM 75 ATTEMPTS)

1. 88.2 (194-220) -- Cameron Thomas, 2020-21
2. 86.0 (129-150) -- Skylar Mays, 2018-19
3. 85.4 (129-151) -- Skylar Mays, 2019-20
4. 83.9 (73-87) -- Javonte Smart, 2018-19
5. 83.7 (77-92) -- Skylar Mays, 2017-18

REBOUNDS

1. 245 -- Naz Reid, 2018-19
2. 234 -- Kavell Bigby-Williams, 2018-19
3. 224 -- Trendon Watford, 2019-20
4. 219 -- Darius Days, 2020-21
5. 212 -- Darius Days, 2019-20

REBOUND AVERAGE

1. 7.8 -- Darius Days, 2020-21
2. 7.4 -- Trendon Watford, 2020-21
3. 7.2 -- Trendon Watford, 2019-20
7.2 -- Naz Reid, 2018-19
5. 6.8 -- Darius Day, 2019-20

Will Wade Era Single Game Team Superlatives

SCORING

- 109 -- vs. Northwestern State, Dec. 8, 2019
- 105 -- vs. Samford, Nov. 16, 2017
- 104 -- vs. Auburn, Feb. 20, 2021
104 -- vs. North Florida, Dec. 22, 2017
- 99 -- vs. Alcorn State, Nov. 10, 2017
- 97 -- vs. UNCG, Nov. 9, 2018
97 -- vs. UNCW, Dec. 10, 2017
- 96 -- vs. Southeastern, Nov. 30, 2020
96 -- vs. Rhode Island, Nov. 24, 2019
- 94 -- at Mississippi State, Feb. 10, 2021
94 -- vs. Georgia, Jan. 6, 2021
94 -- vs. SIUE, Nov. 26, 2020
94 -- vs. Georgia, March 7, 2020
94 -- at Arkansas, Jan. 12, 2019
94 -- vs. Southeastern, Nov. 6, 2018
94 -- vs. Arkansas, Feb. 3, 2018
- 92 -- vs. Arkansas, Jan. 13, 2021
92 -- at Miss. State, Jan. 23, 2019
92 -- vs. Georgia, Jan. 23, 2019
- 91 -- vs. UIW, Dec. 9, 2018

FIELD GOALS MADE

- 43 -- vs. North Florida, Dec. 22, 2017
- 40 -- vs. Northwestern State, Dec. 8, 2019
- 39 -- vs. Auburn, Feb. 20, 2021
39 -- vs. Samford, Nov. 16, 2017
- 38 -- at Miss. State, Feb. 10, 2021
38 -- vs. Rhode Island, Nov. 24, 2019
- 36 -- vs. UNCW, Dec. 10, 2017
36 -- vs. Alcorn State, Nov. 10, 2017
- 35 -- at Miss. State, Feb. 6, 2019
- 34 -- vs. Arkansas, Jan. 13, 2021
34 -- vs. Georgia, March 7, 2020
34 -- vs. Alabama, Jan. 29, 2020
34 -- vs. New Orleans, Dec. 3, 2019
34 -- vs. UIW, Dec. 9, 2018
34 -- vs. Memphis, Nov. 13, 2018

FIELD GOALS ATTEMPTED

- 80 -- vs. North Florida, Dec. 22, 2017
- 76 -- at Arkansas, Feb. 27, 2021
- 74 -- vs. Alabama, March 14, 2021
74 -- vs. Alabama, Jan. 19, 2021
- 73 -- vs. Auburn, Feb. 20, 2021
73 -- vs. Auburn, Feb. 9, 2019
- 72 -- at Florida, March 6, 2021
- 70 -- vs. Georgia, Jan. 6, 2021
70 -- at Arkansas, March 4, 2020
70 -- vs. Northwestern State, Dec. 8, 2019
70 -- vs. Rhode Island, Nov. 24, 2019
70 -- at Texas A&M, Jan. 30, 2019

FIELD GOAL PERCENTAGE

- 62.5 (30-48) -- vs. Vanderbilt, Feb. 20, 2018
- 61.3 (38-62) -- at Miss. State, Feb. 10, 2021
- 61.0 (36-59) -- vs. Alcorn State, Nov. 10, 2017
- 60.0 (39-65) -- vs. Samford, Nov. 16, 2017
- 59.0 (36-61) -- vs. UNCW, Dec. 10, 2017
- 58.7 (27-46) -- vs. Michigan, Nov. 20, 2017
- 57.6 (34-59) -- vs. Georgia, March 7, 2020
- 55.7 (34-61) -- vs. UIW, Dec. 9, 2018
- 55.6 (40-72) -- vs. Northwestern State, Dec. 8, 2019
55.6 (30-54) -- at Georgia, Feb. 16, 2019

- 55.6 (30-54) -- vs. UNCG, Nov. 9, 2018
- 55.4 (31-56) -- vs. Nicholls, Dec. 26, 2021
55.4 (31-56) -- vs. Furman, Dec. 21, 2018
- 54.8 (34-62) -- vs. New Orleans, Dec. 3, 2019
- 54.7 (35-64) -- vs. Miss. State, Feb. 6, 2019

THREE-POINT FIELD GOALS MADE

- 15 -- vs. Arkansas, Feb. 3, 2018
- 14 -- at Texas A&M, Jan. 14, 2020
- 13 -- vs. Southeastern, Nov. 30, 2020
13 -- at Memphis, Dec. 28, 2017
- 12 -- vs. SIUE, Nov. 26, 2020
12 -- at Auburn, Feb. 8, 2020
12 -- vs. Vanderbilt, March 9, 2019
12 -- at Texas A&M, Jan. 6, 2018
- 11 -- vs. Auburn, Feb. 20, 2021
11 -- vs. Georgia, March 7, 2020
11 -- at Arkansas, March 4, 2020
11 -- at Alabama, Feb. 15, 2020
11 -- vs. Utah State, Nov. 22, 2019
11 -- vs. Florida State, Nov. 23, 2018

THREE-POINT FIELD GOALS ATTEMPTED

- 38 -- at Texas A&M, Jan. 14, 2020
- 36 -- vs. Southeastern, Nov. 30, 2020
- 32 -- at Auburn, Feb. 8, 2020
32 -- at Missouri, Jan. 26, 2019
32 -- vs. Sam Houston State, Dec. 19, 2017
- 31 -- vs. Texas A&M, Feb. 29, 2020
31 -- vs. Mississippi State, March 8, 2018
31 -- at Georgia, Feb. 24, 2018
- 30 -- at Georgia, Feb. 23, 2021
30 -- vs. Georgia, Jan. 6, 2021
30 -- at Utah, March 19, 2018
30 -- vs. Arkansas, Feb. 3, 2018
30 -- vs. UT-Martin, Nov. 29, 2017

THREE-POINT FIELD GOALS PERCENTAGE

- 66.7 (10-15) -- vs. Alabama, Jan. 8, 2019
- 57.9 (11-19) -- vs. Alcorn State, Nov. 10, 2017
- 52.4 (11-21) -- vs. Georgia, March 7, 2020
- 50.0 (11-22) -- vs. Auburn, Feb. 20, 2021
50.0 (12-24) -- vs. Vanderbilt, March 9, 2019
50.0 (9-18) -- vs. UNCG, Nov. 9, 2017
50.0 (15-30) -- vs. Arkansas, Feb. 3, 2018
50.0 (13-26) -- at Memphis, Dec. 28, 2017
- 47.8 (11-23) -- vs. Miss. State, March 3, 2018
- 47.6 (10-21) -- at Tennessee, Jan. 4, 2020
- 47.4 (9-19) -- vs. Arkansas, March 13, 2021
47.4 (9-19) -- at Ole Miss, Jan. 15, 2019
47.4 (9-19) -- vs. Vanderbilt, Feb. 20, 2018
47.4 (9-20) -- vs. SFA, Dec. 16, 2017
- 44.4 (8-18) -- vs. Texas A&M, Jan. 23, 2018

FREE THROWS MADE

- 32 -- vs. Arkansas, Feb. 2, 2019
32 -- vs. South Carolina, Jan. 19, 2019
- 29 -- vs. Missouri, Feb. 11, 2020
29 -- at Missouri, Jan. 26, 2019
29 -- at Houston, Dec. 12, 2018
- 28 -- at Vandy, Feb. 5, 2020
28 -- vs. UNCG, Nov. 9, 2018
- 27 -- vs. Bowling Green, Nov. 8, 2019
- 26 -- vs. Louisiana Tech, Dec. 6, 2020

Will Wade Era Single Game Team Superlatives

10. 25 -- at South Carolina, Feb. 22, 2020
11. 24 -- vs. South Carolina, Jan. 16, 2021
24 -- vs. Florida, Jan. 21, 2020
24 -- at Ole Miss, Jan. 18, 2020
24 -- vs. Tennessee, Feb. 23, 2019
24 -- vs. Southeastern, Nov. 6, 2018

FREE THROW ATTEMPTS

1. 38 -- vs. Arkansas, Feb. 2, 2019
38 -- at Houston, Dec. 12, 2018
3. 37 -- at Missouri, Jan. 26, 2019
4. 36 -- at Vanderbilt, Feb. 5, 2020
5. 35 -- vs. South Carolina, Jan. 19, 2019
6. 34 -- vs. Louisiana Tech, Dec. 6, 2020
34 -- vs. Missouri, Feb. 11, 2020
34 -- vs. Ole Miss, Feb. 1, 2020
34 -- vs. Bowling Green, Nov. 8, 2019
10. 33 -- vs. Georgia, Jan. 6, 2021

FREE THROW PERCENTAGE

1. 95.0 (19-20) -- vs. Alabama, Jan. 29, 2020
95.0 (19-20) -- vs. Samford, Nov. 16, 2017
3. 94.4 (17-18) -- vs. Tennessee, Feb. 13, 2021
4. 91.4 (32-35) -- vs. South Carolina, Jan. 19, 2019
5. 91.3 (21-23) -- vs. Arkansas, Feb. 3, 2018
6. 90.3 (28-31) -- vs. UNCG, Nov. 9, 2018
7. 90.0 (18-20) -- at Texas A&M, Jan. 26, 2021
8. 88.9 (8-9) -- vs. Texas A&M, Dec. 29, 2020
88.9 (24-27) -- vs. Jan. 18, 2020
10. 88.5 (23-26) -- vs. Marquette, Nov. 22, 2017
11. 88.0 (22-25) -- at Florida, Jan. 2, 2021
88.0 (22-25) -- vs. Saint Mary's, Dec. 15, 2018
13. 87.5 (14-16) -- vs. Maryland, March 23, 2019
14. 86.7 (13-15) -- vs. Arkansas, March 13, 2021
15. 86.4 (19-22) -- at Kentucky, Feb. 12, 2019

REBOUNDS

1. 53 -- vs. Southeastern, Nov. 30, 2020
53 -- vs. Arkansas, Jan. 6, 2020
3. 51 -- vs. Vanderbilt, March 2, 2021
4. 50 -- vs. North Florida, Dec. 22, 2017
5. 49 -- vs. St. Bonaventure, March 20, 2021
49 -- vs. Alabama, Jan. 29, 2020
49 -- vs. UMBC, Nov. 19, 2019
49 -- vs. South Carolina, Jan. 19, 2019
9. 48 -- vs. Arkansas, Jan. 13, 2021
48 -- at Texas A&M, Jan. 14, 2020
48 -- at Alabama, March 2, 2019
48 -- vs. Auburn, Feb. 9, 2019
13. 47 -- vs. Auburn, Feb. 20, 2021
47 -- vs. Sam Houston, Dec. 14, 2020
47 -- at Ole Miss, Jan. 18, 2020
47 -- vs. Northwestern State, Dec. 8, 2019
47 -- vs. Texas A&M, Feb. 26, 2019

ASSISTS

1. 29 -- vs. Samford, Nov. 16, 2017
2. 26 -- vs. North Florida, Dec. 22, 2017
3. 23 -- at Texas A&M, Jan. 14, 2020
23 -- vs. New Orleans, Dec. 3, 2019
5. 22 -- at Mississippi State, Feb. 10, 2021
22 -- at Texas A&M, Jan. 26, 2021
22 -- vs. UT_Martin, Nov. 29, 2017
8. 19 -- vs. SIUE, Nov. 26, 2020
19 -- vs. Georgia, March 7, 2020
19 -- vs. Rhode Island, Nov. 24, 2019
11. 18 -- vs. ULM, Dec. 28, 2018
18 -- vs. Charleston, Nov. 22, 2018
18 -- vs. Vanderbilt, Feb. 20, 2018
18 -- at Arkansas, Jan. 10, 2018
18 -- vs. Alcorn State, Nov. 10, 2017

BLOCKED SHOTS

1. 10 -- vs. Grambling State, Dec. 1, 2018
2. 8 -- vs. Bowling Green, Nov. 8, 2019
8 -- at Texas A&M, Jan. 30, 2019
8 -- vs. Alabama, Jan. 8, 2019
8 -- vs. UL-Lafayette, March 14, 2018
6. 7 -- vs. New Orleans, Dec. 3, 2019
7 -- vs. Utah State, Nov. 22, 2019
7 -- at Ole Miss, Jan. 15, 2019
7 -- vs. Florida State, Nov. 23, 2018
7 -- vs. Louisiana Tech, Nov. 16, 2018
7 -- vs. Arkansas, Feb. 3, 2018

STEALS

1. 19 -- vs. Georgia, Jan. 6, 2021
2. 15 -- vs. North Florida, Dec. 22, 2017
3. 14 -- at Alabama, Feb. 3, 2021
4. 13 -- vs. Miss. State, Jan. 11, 2020
13 -- vs. Southeastern, Nov. 6, 2018
13 -- vs. Texas A&M, Jan. 23, 2018
13 -- vs. UT-Martin, Nov. 29, 2017
8. 12 -- vs. Auburn, Feb. 9, 2019
12 -- vs. ULM, Dec. 28, 2017
12 -- vs. UIW, Dec. 9, 2018
12 -- vs. Alcorn State, Dec. 9, 2018

SEC Tournament Records

Team Single Game

MOST POINTS SCORED

99 – vs. Tennessee, 3/13/92, Birmingham, Ala.
95 – vs. Florida, 2/28/80, Birmingham, Alabama
92 – vs. Vanderbilt, 3/10/06, Atlanta, Georgia
89 – vs. Georgia, 3/7/87, Atlanta, Georgia
89 – vs. Ole Miss, 3/12/93, Lexington, Kentucky
89 – vs. Auburn, 3/11/05, Atlanta, Georgia

MOST OPPONENTS POINTS

97 – by Florida, 3/4/99, Atlanta, Georgia
95 – by Tennessee, 3/10/89, Knoxville, Tennessee
92 – by Auburn, 3/8/91, Nashville, Tennessee
89 – by Tennessee, 3/13/92, Birmingham, Alabama
88 – by Georgia, 3/7/87, Atlanta, Georgia

FEWEST POINTS SCORED

25 – vs. Alabama, 2/29/40, Knoxville, Tennessee
28 – vs. Kentucky, 3/3/44, Louisville, Kentucky
30 – vs. Alabama, 2/28/36, Knoxville, Tennessee
31 – vs. Alabama, 2/27/42, Louisville, Kentucky
34 – vs. Kentucky, 3/3/39, Knoxville, Tennessee

FEWEST OPPONENT POINTS

28 – by Georgia, 3/2/39, Knoxville, Tennessee
29 – by Tulane, 2/28/46, Louisville, Kentucky
33 – by Auburn, 2/20/33, Atlanta, Georgia
34 – by Auburn, 3/3/38, Baton Rouge, Louisiana
34 – by Ole Miss, 3/1/46, Louisville, Kentucky

FIELD GOALS MADE (SINCE 1951)

39 – vs. Florida, 2/28/80, Birmingham, Alabama
34 – vs. Vanderbilt, 3/10/06, Nashville, Tennessee
33 – vs. Miss. State, 2/28/52, Louisville, Kentucky
33 – vs. Kentucky, 3/1/80, Birmingham, Alabama
33 – vs. Kentucky, 3/12/88, Baton Rouge, Louisiana
33 – vs. Tennessee, 3/13/92, Birmingham, Alabama

OPP. FIELD GOALS MADE

35 – by Kentucky, 3/12/88, Baton Rouge, Louisiana
35 – by Tennessee, 3/13/92, Birmingham, Alabama
34 – by Vanderbilt, 3/11/88, Baton Rouge, Louisiana
34 – by South Carolina, 3/12/04, Atlanta, Georgia
33 -- by Alabama, 3/14/21, Nashville, Tennessee
33 – by Florida, 2/28/80, Birmingham, Alabama
33 – by Kentucky, 3/1/80, Birmingham, Alabama
33 – by Auburn, 3/8/91, Nashville, Tennessee

FIELD GOAL ATTEMPTS

80 – vs. Tennessee, 3/10/89, Knoxville, Tennessee
80 – vs. Georgia, 3/10/94, Memphis, Tennessee
79 – vs. Kentucky, 3/2/79, Birmingham, Alabama
74 -- vs. Alabama, 3/14/21, Nashville, Tennessee
73 – vs. Kentucky, 3/14/92, Birmingham, Alabama

OPP. FIELD GOAL ATTEMPTS

76 -- by Alabama, 3/14/21, Nashville, Tennessee
76 – by Kentucky, 3/14/93, Lexington, Kentucky
75 – by Tennessee, 3/13/92, Birmingham, Alabama
73 – by Georgia, 3/7/87, Atlanta, Georgia
70 – by Tennessee, 3/8/07, Atlanta, Georgia

FIELD GOAL PERCENTAGE

60.9 (36-64) – vs. UF, 2/28/80, Birmingham, Alabama
59.6 (31-52) – vs. Ole Miss, 3/12/93, Lexington
56.7 (34-60) – vs. Vandy, 3/10/06, Nashville
55.6 (30-54) – vs. UF, 3/5/81, Birmingham, Alabama
55.2 (32-58) – vs. Auburn, 3/11/05, Atlanta, Georgia

OPP. FIELD GOAL PERCENTAGE

62.3 (33-53) – by UK, 3/1/80, Birmingham, Alabama
58.6 (34-58) – by Carolina, 3/12/04, Atlanta, Georgia
58.3 (28-48) – by Miss. St., 3/8/18, St. Louis, Missouri
57.4 (27-47) – by UGA, 3/6/81, Birmingham, Alabama
56.6 (32-58) – by Tenn., 3/11/83, Birmingham

THREE POINT FIELD GOALS MADE

11 – vs. Auburn, 3/11/05, Atlanta, Georgia
11 – vs. Alabama, 3/13/14, Atlanta, Georgia
11 – vs. Miss. State, 3/8/18, St. Louis, Missouri
10 -- vs. Alabama, 3/14/21, Nashville, Tennessee

10 – vs. Vanderbilt, 3/10/00, Atlanta, Georgia
10 – vs. Arkansas, 3/13/03, New Orleans, Louisiana

OPP. THREE-POINT FIELD GOALS MADE

17 – by Florida, 3/4/99, Atlanta, Georgia
14 – by Kentucky, 3/14/93, Lexington, Kentucky
12 -- by Alabama, 3/14/21, Nashville, Tennessee
12 – by South Carolina, 3/12/04, Atlanta, Georgia
11 – by Vanderbilt, 3/9/95, Atlanta, Georgia
11 – by Vanderbilt, 3/10/06, Nashville, Tennessee
11 – by Florida, 3/15/13, Nashville, Tennessee
11 – by Miss. State, 3/8/17, St. Louis, Missouri

THREE-POINT FIELD GOAL ATTEMPTS

31 – vs. Miss. State, 3/8/18, Nashville, Tennessee
30 – vs. Vanderbilt, 3/10/00, Atlanta, Georgia
29 – vs. Georgia, 3/10/94, Memphis, Tennessee
27 -- vs. Alabama, 3/14/21, Nashville, Tennessee
27 – vs. Texas A&M, 3/12/16, Nashville, Tennessee

OPP. THREE-POINT FIELD GOAL ATTEMPTS

44 – by Kentucky, 3/14/93, Lexington, Kentucky
36 -- by Alabama, 3/14/21, Nashville, Tennessee
36 – by Florida, 3/4/99, Atlanta, Georgia
31 – by Tennessee, 3/8/07, Atlanta, Georgia
30 – by Vanderbilt, 3/9/95, Atlanta, Georgia
30 – by Miss. State, 3/8/17, St. Louis, Missouri

THREE-POINT FIELD GOAL PERCENTAGE

80.0 (4-5) – vs. Miss. State, 3/5/87, Atlanta, Georgia
61.1 (11-18) – vs. Auburn, 3/11/05, Atlanta, Georgia
60.0 (6-10) – vs. Georgia, 3/7/87, Atlanta, Georgia
58.3 (7-12) – vs. Georgia, 3/8/02, Atlanta, Georgia
57.1 (8-14) – vs. Vandy, 3/10/06, Nashville, Tennessee

OPP. THREE-POINT FG PERCENTAGE

100.0 (3-3) – by Miss. State, 3/5/87, Atlanta, Georgia
69.2 (9-13) – by Auburn, 3/8/91, Nashville, Tennessee
58.8 (10-17) – by Miss. St., 3/8/18, Nashville
57.1 (12-21) – by South Carolina, 3/12/04, Atlanta
55.0 (11-20) – by Florida, 3/15/13, Nashville, Tennessee

FREE THROWS MADE (SINCE 1951)

31 – vs. Tennessee, 3/13/92, Birmingham, Alabama
29 – vs. Georgia, 3/7/87, Atlanta, Georgia
28 – vs. Vanderbilt, 3/11/88, Baton Rouge, Louisiana
25 – vs. Florida, 3/5/81, Birmingham, Alabama
25 – vs. Arkansas, 3/9/01, Nashville, Tennessee
25 – vs. Auburn, 3/13/15, Nashville, Tennessee

OPP. FREE THROWS MADE

30 – vs. Georgia, 3/10/94, Memphis, Tennessee
27 – vs. Alabama, 3/8/87, Atlanta, Georgia
26 – vs. Kentucky, 3/2/79, Birmingham, Alabama
26 – vs. Kentucky, 3/14/14, Atlanta, Georgia
25 – vs. Tennessee, 3/5/98, Atlanta, Georgia

FREE THROW ATTEMPTS

50 – by Georgia, 3/10/94, Memphis, Tennessee
41 – by Kentucky, 3/14/14, Atlanta, Georgia
37 – by Tennessee, 3/8/89, Knoxville, Tennessee
36 – by Auburn, 3/13/15, Nashville, Tennessee
35 – by Miss. State, 3/14/09, Tampa, Florida

FREE THROW PERCENTAGE

100.0 (11-11) – vs. Tenn., 3/11/83, Birmingham, Alabama
100.0 (10-10) – vs. UK, 3/7/86, Lexington, Kentucky
90.3 (28-31) – vs. Vandy, 3/11/88, Nashville, Tennessee
86.7 (13-15) -- vs. Ark, 3/13/21, Nashville, Tennessee
85.7 (18-21) – vs. Ala., 3/8/84, Nashville, Tennessee

OPP. FREE THROW PERCENTAGE

92.3 (12-13) – by Miss. State, 3/8/17, St. Louis, Missouri
87.1 (27-31) – by Alabama, 3/8/87, Atlanta, Georgia
85.7 (12-14) – by UK, 3/1/80, Birmingham, Alabama
84.6 (22-26) – by Ole Miss, 3/9/07, Atlanta, Georgia
83.3 (10-12) – by Tenn., 3/13/92, Birmingham, Alabama

MOST REBOUNDS

49 – vs. Miss. State, 3/14/09, Tampa, Florida
47 – vs. Tennessee, 3/13/92, Birmingham, Alabama
46 – vs. Florida, 3/6/86, Lexington, Kentucky
46 – vs. Kentucky, 3/12/05, Atlanta, Georgia
46 – vs. Auburn, 3/13/15, Nashville, Tennessee

MOST OPPONENT REBOUNDS

52 – by Tennessee, 3/10/89, Knoxville, Tennessee
52 – by Texas A&M, 3/12/16, Nashville, Tennessee
50 -- by Alabama, 3/14/21, Nashville, Tennessee
49 – by Kentucky, 3/14/93, Lexington, Kentucky
49 – by Georgia, 3/10/94, Memphis, Tennessee

MOST ASSISTS

22 – vs. Ole Miss, 3/12/93, Lexington, Kentucky
21 – vs. Kentucky, 3/1/80, Birmingham, Alabama
19 – vs. Alabama, 3/13/14, Atlanta, Georgia
18 – vs. Vanderbilt, 3/10/06, Nashville, Tennessee
17 – vs. Kentucky, 3/12/88, Baton Rouge, Louisiana
17 – vs. Tennessee, 3/13/92, Birmingham, Alabama

MOST OPPONENT ASSISTS

26 – by Kentucky, 3/14/93, Lexington, Kentucky
23 – by Vanderbilt, 3/9/95, Atlanta, Georgia
22 – by South Carolina, 3/7/96, New Orleans
21 – by Tennessee, 3/13/92, Birmingham, Alabama
20 – by Kentucky, 3/14/92, Birmingham, Alabama
20 – by South Carolina, 3/13/08, Atlanta, Georgia

MOST BLOCKS

13 – vs. Auburn, 3/9/90, Orlando, Florida
8 – vs. Miss. State, 3/15/03, New Orleans, Louisiana
8 – vs. Tennessee, 3/8/07, Atlanta, Georgia
8 – vs. Miss. State, 3/14/09, Tampa, Florida
8 – vs. Auburn, 3/13/15, Nashville, Tennessee

MOST OPPONENT BLOCKS

11 – by Kentucky, 3/14/14, Atlanta, Georgia
10 – by Kentucky, 3/14/93, Lexington, Kentucky
9 – by Tennessee, 3/5/98, Atlanta, Georgia
9 – by Mississippi State, 3/14/09, Tampa, Florida
9 – vs. Kentucky, 3/9/12, New Orleans, Louisiana

MOST STEALS

13 – vs. Florida, 3/6/87, Atlanta, Georgia
13 – vs. Kentucky, 3/9/12, New Orleans, Louisiana
12 – vs. Vanderbilt, 3/13/93, Lexington, Kentucky
11 – vs. Miss. State, 3/5/87, Atlanta, Georgia
11 – vs. Ole Miss, 3/12/93, Lexington, Kentucky
11 – vs. Vanderbilt, 3/7/02, Atlanta, Georgia
11 – vs. Miss. State, 3/8/18, Nashville, Tennessee

MOST OPPONENT STEALS

16 – by Vanderbilt, 3/9/95, Atlanta, Georgia
14 – by Tennessee, 3/8/07, Atlanta, Georgia
12 – by Arkansas, 3/11/00, Atlanta, Georgia
12 – by Georgia, 3/8/02, Atlanta, Georgia
12 – by Miss. State, 3/8/17, Nashville, Tennessee

MARGIN OF VICTORY

45 (74-29) – vs. Tulane, 2/28/46, Louisville, Kentucky
35 (69-34) – vs. Ole Miss, 3/1/46, Louisville, Kentucky
33 (77-44) – vs. Miss. St., 2/28/52, Louisville
31 (89-58) – vs. Auburn, 3/11/05, Atlanta, Georgia
29 (67-38) – vs. Auburn, Louisville, Kentucky
29 (85-56) – vs. Arkansas, New Orleans, Louisiana

MARGIN OF DEFEAT

33 (38-71) – vs. Texas A&M, 3/12/16, Nashville
28 (40-68) – vs. Ole Miss, 3/4/38, Baton Rouge
27 (28-55) – vs. Kentucky, 3/3/44, Louisville
27 (52-79) – vs. Miss. State, 3/8/17, Nashville
26 (25-51) – vs. Alabama, 2/29/40, Knoxville
26 (37-63) – vs. Kentucky, 3/2/45, Louisville

SEC Tournament Records

Individual Single Game

MOST POINTS

37 -- ** Mahmoud Abdul-Rauf, vs. Tennessee, 3/10/89, Knoxville, Tennessee
31 -- Anthony Wilson, vs. Georgia, 3/7/87, Atlanta, Georgia
30 -- Trendon Watford, vs. Alabama, 3/14/21, Nashville, Tennessee
30 -- Ricky Blanton, vs. Vanderbilt, 3/11/88, Baton Rouge
28 -- Tremont Waters, vs. Miss. State, 3/8/18, St. Louis, Missouri
28 -- Glen Davis, vs. Vanderbilt, 3/10/06, Atlanta, Georgia
28 -- Jermaine Williams, vs. Kentucky, 3/7/86, Lexington, Kentucky
27 -- Derrick Taylor, vs. Florida, 3/6/86, Lexington, Kentucky
27 -- Leonard Mitchell, vs. Florida, 3/5/81, Birmingham, Alabama
26 -- Naz Reid, vs. Florida, 3/15/19, Nashville, Tennessee
26 -- Mahmoud Abdul-Rauf, vs. Auburn, 3/9/90, Orlando, Florida
26 -- Nikita Wilson, vs. Alabama, 3/8/87, Atlanta, Georgia

MOST FIELD GOAL ATTEMPTS

36 -- Mahmoud Abdul-Rauf, vs. Tennessee, 3/10/89, Knoxville, Tennessee
23 -- Trendon Watford, vs. Alabama, 3/14/21, Nashville, Tennessee
21 -- Jermaine Williams, vs. Kentucky, 3/1/80, Birmingham, Alabama
20 -- Tremont Waters, vs. Miss. State, 3/8/18, St. Louis, Missouri
20 -- Naz Reid, vs. Florida, 3/15/19, Nashville, Tennessee
20 -- Anthony Wilson, vs. Georgia, 3/7/87, Atlanta, Tennessee
20 -- Geert Hammink, vs. Kentucky, 3/14/93, Lexington, Kentucky
20 -- Ricky Blanton, vs. Vanderbilt, 3/11/88, Baton Rouge, Louisiana

MOST FIELD GOALS MADE

15 -- Mahmoud Abdul-Rauf, vs. Tennessee, 3/10/89, Knoxville, Tennessee
13 -- Trendon Watford, vs. Alabama, 3/14/21, Nashville, Tennessee
13 -- DeWayne Scales, vs. Kentucky, 3/1/80, Birmingham, Alabama
12 -- John Williams, vs. Kentucky, 3/7/86, Lexington, Kentucky
11 -- Naz Reid, vs. Florida, 3/15/19, Nashville, Tennessee
11 -- Nikita Wilson, vs. Alabama, 3/8/87, Atlanta, Georgia
11 -- Leonard Mitchell, vs. Tennessee, 3/11/83, Birmingham, Alabama
11 -- Ronald Dupree, vs. Florida, 3/14/03, New Orleans, Louisiana

FIELD GOAL PERCENTAGE (MIN. 10 ATTEMPTS)

93.3 (14-15) -- Nikita Wilson, vs. Georgia, 3/7/87, Atlanta, Georgia
81.8 (9-11) -- Glen Davis, vs. Auburn, 3/1/05, Atlanta, Georgia
81.8 (9-11) -- Shavon Coleman, vs. Georgia, 3/14/13, Nashville, Tennessee
78.5 (11-14) -- Trendon Watford, vs. Ole Miss, 3/12/21, Nashville, Tennessee
73.3 (11-15) -- Ronald Dupree, vs. Florida, 3/14/03, New Orleans, Louisiana
72.7 (8-11) -- Clarence Ceasar, vs. Ole Miss, 3/12/93, Lexington, Kentucky
72.7 (8-11) -- Stanley Roberts, vs. Auburn, 3/9/90, Orlando, Florida
69.2 (9-13) -- Storm Warren, vs. Tennessee, 3/11/10, Nashville, Tennessee
68.7 (11-16) -- Nikita Wilson vs. Alabama, 3/8/87, Atlanta, Georgia
66.7 (10-15) -- Derrick Taylor vs. Florida, 3/6/86, Lexington, Kentucky
66.7 (8-12) -- Darrel Mitchell, vs. Vanderbilt, 3/10/06, Nashville, Tennessee
66.7 (8-12) -- Antonio Hudson, vs. South Carolina, 3/12/04, Atlanta, Georgia

MOST FREE THROW ATTEMPTS

18 -- Jarell Martin, vs. Auburn, 3/13/15, Nashville, Tennessee
17 -- Johnny O'Bryant III, vs. Georgia, 3/14/13, Nashville, Tennessee
17 -- Johnny O'Bryant III, vs. Arkansas, 3/8/12, New Orleans, Louisiana
17 -- Glen Davis, vs. Tennessee, 3/8/07, Atlanta, Georgia
15 -- Nikita Wilson vs. Georgia, 3/17/87, Atlanta, Georgia
13 -- Johnny O'Bryant III, vs. Kentucky, 3/14/14, Atlanta, Georgia

MOST FREE THROWS MADE

14 -- Nikita Wilson, vs. Georgia, 3/7/87, Atlanta, Georgia
13 -- Glen Davis, vs. Tennessee, 3/8/07, Atlanta, Georgia
11 -- Antonio Hudson, vs. Georgia, 3/8/02, Atlanta, Georgia
10 -- Johnny O'Bryant III, vs. Arkansas, 3/8/12, New Orleans, Louisiana
9 -- Antonio Blakeney, vs. Tennessee, 3/11/16, Nashville, Tennessee
9 -- Duane Spencer, vs. South Carolina, 3/7/96, New Orleans, Louisiana
8 -- 6 times

FREE THROW PERCENTAGE (MIN. 8 ATTEMPTS)

100.0 (10-10) -- Ricky Blanton, vs. Vanderbilt, 3/11/88, Baton Rouge, Louisiana
100.0 (9-9) -- Antonio Blakeney, vs. Tennessee, 3/11/16, Nashville, Tennessee
93.3 (14-15) -- Nikita Wilson, vs. Georgia, 3/17/87, Atlanta, Georgia
91.7 (11-12) -- Antonio Hudson, vs. Georgia, 3/8/02, Atlanta, Georgia
90.0 (9-10) -- Duane Spencer, vs. South Carolina, 3/7/96, New Orleans, Louisiana
88.9 (8-9) -- Maurice Carter, vs. Tennessee, 3/5/98, Atlanta, Georgia
88.9 (8-9) -- Darryl Joe, vs. Vanderbilt, 3/11/88, Baton Rouge, Louisiana
87.7 (7-8) -- Derrick Taylor, vs. Florida, 3/6/86, Lexington, Kentucky
80.0 (8-10) -- Jabari Smith, vs. Florida, 3/4/99, Atlanta, Georgia

MOST THREE-POINT FIELD GOAL ATTEMPTS

12 -- Mahmoud Abdul-Rauf, vs. Tennessee, 3/10/89, Knoxville, Tennessee
11 -- Javonte Smart, vs. Alabama, 3/14/21, Nashville, Tennessee
10 -- Darryl Joe, vs. Kentucky, 3/12/88, Baton Rouge, Louisiana

10 -- Maurice Carter, vs. South Carolina, 3/17/96, New Orleans, Louisiana
10 -- Marcus Thornton, vs. South Carolina, 3/13/08, Atlanta, Georgia
10 -- Tremont Waters, vs. Miss. State, 3/8/18, St. Louis, Missouri

MOST THREE-POINT FIELD GOALS MADE

6 -- Collis Temple III, vs. Vanderbilt, 3/10/2000, Atlanta, Georgia
5 -- Javonte Smart, vs. Alabama, 3/14/2021, Nashville, Tennessee
5 -- Antonio Hudson, vs. Auburn, 3/11/05, Atlanta, Georgia
5 -- Antonio Hudson, vs. South Carolina, 3/12/04, Atlanta, Georgia
5 -- Anthony Wilson, vs. Georgia, 3/7/87, Atlanta, Georgia
5 -- Tremont Waters, vs. Miss. State, 3/8/18, St. Louis, Missouri
5 -- Shavon Coleman, vs. Alabama, 3/13/14, Atlanta, Georgia

THREE-POINT FIELD GOAL PERCENTAGE (MIN. 5 ATTEMPTS)

93.3 (5-6) -- Anthony Wilson, vs. Georgia, 3/7/87, Atlanta, Georgia
85.7 (6-7) -- Collis Temple III, vs. Vanderbilt, 3/10/00, Atlanta, Georgia
80.0 (4-5) -- Shavon Coleman, vs. Georgia, 3/14/13, Nashville, Tennessee
80.0 (4-5) -- Justin Anderson, vs. Kentucky, 3/14/92, Birmingham, Alabama
71.4 (5-7) -- Antonio Hudson, vs. Auburn, 3/11/05, Atlanta, Georgia
71.4 (5-7) -- Antonio Hudson, vs. South Carolina, 3/12/04, Atlanta, Georgia

MOST REBOUNDS

20 -- John Williams, vs. Florida, 3/6/86, Lexington, Kentucky
16 -- Jarell Martin, vs. Auburn, 3/13/15, Nashville, Tennessee
16 -- Geert Hammink, vs. Kentucky, 3/14/93, Lexington, Kentucky
16 -- Shaquille O'Neal, vs. Tennessee, 3/13/92, Birmingham, Alabama
15 -- Glen Davis, vs. Tennessee, 3/8/07, Atlanta, Georgia
15 -- Jaime Lloreda, vs. Florida, 3/14/03, New Orleans, Louisiana
14 -- Vernel Singleton, vs. Tennessee, 3/10/89, Knoxville, Tennessee
14 -- Jose Vargas, vs. Vanderbilt, 3/11/88, Baton Rouge, Louisiana
14 -- Jerry Reynolds, vs. Tennessee, 3/11/83, Birmingham, Alabama
14 -- Naz Reid, vs. Florida, 3/15/19, Nashville, Tennessee
14 -- Chris Johnson, vs. South Carolina, 3/13/08, Atlanta, Georgia

MOST ASSISTS

10 -- Greg Cook, vs. Kentucky, March 1, 1980, Birmingham, Alabama
9 -- Bernard Woodside, March 12, 1988, Baton Rouge, Louisiana
8 -- Anthony Hickey, vs. Alabama, March 3, 2014, Atlanta, Georgia
7 -- Tremont Waters, vs. Florida, March 15, 2019, Nashville, Tennessee
7 -- Tim Quarterman, vs. Tennessee, March 11, 2016, Nashville, Tennessee
7 -- Anthony Hickey, vs. Arkansas, 3/8/12, New Orleans, Louisiana
7 -- Jamie Brandon, vs. Tennessee, 3/13/92, Birmingham, Alabama
7 -- T. J. Pugh, vs. Auburn, 3/8/91, Nashville, Tennessee
7 -- Oliver Brown, vs. Alabama, 3/8/87, Atlanta, Georgia

MOST BLOCKS

7 -- Shaquille O'Neal, vs. Auburn, 3/9/90, Orlando, Florida
5 -- Garrett Temple, vs. Tennessee, 3/8/87, Atlanta, Georgia
4 -- Vernel Singleton, vs. Auburn, 3/9/90, Orlando, Florida
4 -- Jaime Lloreda, vs. Florida, 3/14/03, New Orleans, Louisiana
4 -- Jaime Lloreda, vs. Miss. State, 3/15/03, New Orleans, Louisiana
3 -- five times

MOST STEALS

6 -- Vernel Singleton, vs. Tennessee, 3/10/89, Knoxville, Tennessee
5 -- Antonio Hickey, vs. Kentucky, 3/9/12, New Orleans, Louisiana
5 -- Jermaine Williams, vs. Vanderbilt, 3/7/02, Atlanta, Georgia
5 -- Jamie Brandon, vs. Kentucky, 3/14/92, Birmingham, Alabama
5 -- Darryl Joe, vs. Florida, 3/6/87, Atlanta, Georgia
5 -- Oliver Brown, vs. Miss. State, 3/5/87, Atlanta, Georgia

**** -- Mahmoud Abdul-Rauf played as Chris Jackson at LSU.**

NCAA Tournament Records

Team Single Game

MOST POINTS SCORED

100 (100-78) – vs. Lamar, 3/14/81, Austin, Texas
98 (98-88) – vs. Alcorn State, 3/9/80, Denton, Texas
96 (96-85) – vs. Wichita State, 3/22/81, New Orleans
94 (94-87, 2 OT) – vs. Purdue, 3/13/86, Baton Rouge
94 (94-83) – vs. BYU, 3/19/92, Boise, Idaho

MOST OPP. POINTS SCORES

94 (91-94) – by Georgia Tech, 3/17/90, Knoxville
89 (79-89) – by Indiana, 3/21/92, Boise Idaho
88 (98-88) – by Alcorn State, 3/9/80, Denton, Texas
88 (77-88) – by Louisville, 3/29/86, Dallas, Texas
88 (69-88) – by Wash., 3/18/53, Kansas City, Missouri

FEWEST POINTS SCORED

48 (48-61) – vs. Wisconsin, 3/23/00, Albuquerque
49 (49-67) – vs. Indiana, 3/28/81, Philadelphia
45 (45-59) – vs. UCLA, 4/1/06, Indianapolis, Indiana
55 (55-78) – vs. Navy, 3/15/85, Dayton, Ohio
56 (56-80) – vs. Purdue, 3/21/03, Birmingham

OPP. FEWEST POINTS SCORED

54 (62-54) – by Duke, 3/23/06, Atlanta, Georgia
56 (72-56) – by Arkansas, 3/20/81, New Orleans
57 (71-57) – by App. St., 3/10/79, Bloomington
57 (59-57) – by Kentucky, 3/22/86, Atlanta, Georgia
57 (58-57) – by Texas A&M, 3/18/06, Jacksonville

FIELD GOALS MADE

45 – vs. Lamar, 3/14/81, Austin, Texas
41 – vs. Alcorn State, 3/9/80, Denton, Texas
39 – vs. Wichita State, 3/22/81, New Orleans Louisiana
38 – vs. Lebanon Valley, 3/13/53, Raleigh, N. Carolina
38 – vs. Purdue, 3/13/86, Baton Rouge, Louisiana

OPP. FIELD GOALS MADE

39 – by Alcorn State, 3/9/80, Denton, Texas
38 – by Wichita State, 3/22/81, New Orleans
38 – by Louisville, 3/29/86, Dallas, Texas
37 – by Purdue, 3/13/86, Baton Rouge, Louisiana
36 – by Memphis, 3/15/86, Baton Rouge, Louisiana

FIELD GOAL ATTEMPTS

80 – vs. Washington, 3/18/53, Kansas City, Missouri
78 – vs. Purdue, 3/13/86, Baton Rouge, Louisiana
77 – vs. Georgia Tech, 3/17/90, Knoxville, Tennessee
75 – vs. Louisville, 3/29/86, Dallas, Texas
75 – vs. UTEP, 3/17/89, Tucson, Arizona
75 – vs. Connecticut, 3/14/91, Minneapolis, Minnesota

OPP. FIELD GOAL ATTEMPTS

83 – by Penn State, 3/12/1954, Iowa City, Iowa
82 – by Alcorn State, 3/9/80, Denton, Texas
81 – by Georgia Tech, 3/17/90, Knoxville, Tennessee
80 – by Washington, 3/18/1953, Kansas City, Missouri
80 – by BYU, 3/19/92, Boise, Idaho

FIELD GOAL PERCENTAGE

63.9 (39-61) – vs. Wichita State, 3/22/81, New Orleans
60.8 (45-74) – vs. Lamar, 3/14/81, Austin, Texas
55.4 (41-74) – vs. Alcorn State, 3/9/80, Denton, Texas
54.5 (24-44) – vs. Temple, 3/15/87, Rosemont, Illinois
54.1 (33-61) – vs. Ga. Tech, 3/13/87, Rosemont, Illinois

OPP. FIELD GOAL PERCENTAGE

58.3 (28-48) – vs. Ga. Tech, 3/20/86, Atlanta, Georgia
58.1 (26-62) – vs. Memphis, 3/15/86, Baton Rouge
57.7 (30-52) – vs. Louisville, 3/16/80, Houston, Texas
55.9 (38-68) – vs. Louisville, 3/29/86, Dallas, Texas
55.1 (27-49) – vs. Missouri, 3/14/80, Houston Texas

THREE-POINT FIELD GOALS

9 – vs. Georgia Tech, 3/13/87, Rosemont, Illinois
9 – vs. N. Carolina, 3/21/09, Greensboro, N. Carolina
8 – vs. St. Bonaventure, 3/20/21, Bloomington, Indiana
7 – three times

OPP. THREE-POINT FIELD GOALS

13 – by BYU, 3/19/92, Boise, Idaho
13 – by Michigan State, 3/29/19, Washington, D. C.

10 – by Michigan, 3/22/21, Indianapolis, Indiana
10 – by Georgia Tech, 3/17/90, Knoxville, Tennessee
10 – by Texas, 3/25/06, Atlanta, Georgia
9 – five times

THREE-POINT FIELD GOAL ATTEMPTS

31 – vs. UAB, 3/17/05, Boise, Idaho
26 – vs. Purdue, 3/21/03, Birmingham, Alabama
25 – vs. St. Bonaventure, 3/20/21, Bloomington, Ind.
24 – vs. Maryland, 3/23/19, Jacksonville, Florida
23 – vs. Indiana, 3/21/92, Boise Idaho

OPP. THREE-POINT FIELD GOAL ATTEMPTS

37 – by Yale, 3/21/19, Jacksonville, Florida
33 – by BYU, 3/19/92, Boise, Idaho
32 – by Michigan State, 3/29/19, Washington, D. C.
29 – by Texas, 3/25/06, Atlanta, Georgia
28 – by Villanova, 3/15/90, Knoxville, Tennessee
28 – by Maryland, 3/23/19, Jacksonville, Florida

THREE-POINT FIELD GOAL PERCENTAGE

54.5 – vs. SE Missouri St., 3/16/00, Salt Lake City, Utah
52.9 – vs. Georgia Tech, 3/13/87, Rosemont, Illinois
50.0 – vs. Temple, 3/15/87, Rosemont, Illinois
50.0 – vs. Villanova, 3/15/90, Knoxville, Tennessee
50.0 – vs. Iona, 3/16/06, Jacksonville, Tennessee

OPP. THREE-POINT FG PERCENTAGE

56.3 – by Purdue, 3/21/03, Birmingham, Alabama
50.0 – by UConn, 3/14/91, Minneapolis, Minnesota
46.2 – by Texas A&M, 3/18/06, Jacksonville, Florida
46.2 – by UNC, 3/21/09, Greensboro, North Carolina
45.0 – by Texas, 3/18/00, Salt Lake City, Utah

FREE THROWS MADE

23 – vs. Indiana, 3/17/53, Kansas City, Missouri
21 – vs. Holy Cross, 3/14/53, Raleigh, North Carolina
21 – vs. Memphis, 3/15/86, Baton Rouge, Louisiana
21 – vs. Iona, 3/16/06, Jacksonville, Florida
20 – vs. Penn State, 3/12/54, Iowa City, Iowa
20 – vs. Indiana, 3/13/54, Iowa City, Iowa
20 – vs. Texas, 3/18/00, Salt Lake City, Utah

OPP. FREE THROWS MADE

34 – by Virginia, 3/30/81, Philadelphia, Pennsylvania
34 – by Navy, 3/15/85, Dayton, Ohio
33 – by Indiana, 3/13/54, Kansas City, Missouri
30 – by Lebanon Valley, 3/13/53, Raleigh, NC
30 – by Indiana, 3/17/53, Kansas City, Missouri

FREE THROW ATTEMPTS

43 – vs. Indiana, 3/17/53, Kansas City, Missouri
34 – vs. Holy Cross, 3/14/53, Raleigh, North Carolina
28 – vs. Indiana, 3/13/54, Iowa City, Iowa
28 – vs. Memphis, 3/15/86, Baton Rouge, Louisiana
28 – vs. Texas, 3/18/00, Salt Lake City, Utah
28 – vs. UCLA, 4/1/06, Indianapolis, Indiana
28 – vs. Yale, 3/21/91, Jacksonville, Florida

OPP. FREE THROW ATTEMPTS

49 – by Indiana, 3/13/1954, Iowa City, Iowa
43 – by Lebanon Valley, 3/13/53, Raleigh, NC
43 – by Navy, 3/15/85, Dayton, Ohio
42 – by Indiana, 3/17/53, Kansas City, Missouri
39 – by Louisville, 3/16/80, Houston, Texas

FREE THROW PERCENTAGE

92.3 – vs. Indiana, 3/21/92, Boise, Idaho
87.5 – vs. Texas-El Paso, 3/17/89, Tucson, Arizona
87.5 – vs. Maryland, 3/23/19, Jacksonville, Florida
83.3 – vs. Washington, 3/18/53, Kansas City, Missouri
83.3 – vs. Penn State, 3/12/54, Iowa City, Iowa

OPP. FREE THROW PERCENTAGE

89.5 – by Virginia, 3/30/81, Philadelphia, Pennsylvania
89.5 – by Purdue, 3/21/03, Birmingham, Alabama
88.5 – by Indiana, 3/21/92, Boise Idaho
87.5 – by Indiana, 3/22/87, Cincinnati, Ohio
84.6 – by Georgia Tech, 3/13/87, Rosemont, Illinois

MOST REBOUNDS

51 – vs. Penn State, 3/12/54, Iowa City, Iowa
51 – vs. Georgia Tech, 3/17/90, Knoxville, Tennessee
49 – vs. St. Bonaventure, 3/20/21, Bloomington, Ind.
47 – vs. Villanova, 3/15/90, Knoxville, Tennessee
46 – vs. App. State, 3/10/79, Bloomington, Indiana
46 – vs. Connecticut, 3/14/91, Minneapolis, Minnesota
46 – vs. Yale, 3/21/19, Jacksonville, Florida

OPP. REBOUNDS

52 – by Georgia Tech, 3/17/90, Knoxville, Tennessee
49 – by BYU, 3/19/92, Boise, Idaho
45 – by Texas, 3/25/06, Atlanta, Georgia
44 – by Louisville, 3/29/86, Houston, Texas
44 – by Connecticut, 3/14/91, Minneapolis, Minnesota
44 – by Duke, 3/23/06, Atlanta, Georgia

MOST ASSISTS

29 – vs. Lamar, 3/14/81, Austin, Texas
23 – vs. Georgia Tech, 3/13/87, Rosemont, Illinois
23 – vs. BYU, 3/19/92, Boise, Idaho
22 – vs. Purdue, 3/13/86, Baton Rouge, Louisiana
22 – vs. Indiana, 3/21/92, Boise, Idaho

OPP. ASSISTS

26 – by Louisville, 3/29/86, Dallas, Texas
24 – by Wichita State, 3/22/81, New Orleans, Louisiana
22 – by Michigan, 3/22/21, Indianapolis, Indiana
22 – by Louisville, 3/16/80, Houston, Texas
22 – by Michigan State, 3/29/19, Washington, D.C.

MOST BLOCKS

12 – vs. BYU, 3/19/92, Boise, Idaho
11 – vs. Iona, 3/16/06, Jacksonville, Florida
10 – vs. Georgia Tech, 3/17/90, Knoxville, Tennessee
9 – vs. Duke, 3/23/06, Atlanta, Georgia
8 – vs. Villanova, 3/15/90, Knoxville, Tennessee
8 – vs. Butler, 3/19/09, Greensboro, North Carolina

OPP. BLOCKS

7 – by Texas-El Paso, 3/17/89, Tucson, Arizona
7 – by California, 3/18/93, Rosemont, Illinois
7 – by Texas, 3/25/06, Atlanta, Georgia
7 – by Maryland, 3/23/19, Jacksonville, Florida
6 – by Michigan State, 3/29/19, Washington, D.C.

MOST STEALS

12 – vs. Purdue, 3/13/86, Baton Rouge, Louisiana
11 – vs. Butler, 3/19/09, Greensboro, North Carolina
10 – vs. Missouri, 3/14/80, Houston, Texas
10 – vs. Georgia Tech, 3/20/86, Atlanta, Georgia
10 – vs. BYU, 3/19/92, Boise, Idaho

OPP. STEALS

11 – by Arkansas, 3/20/81, New Orleans, Louisiana
11 – by Wisconsin, 3/23/00, Albuquerque, New Mexico
11 – by North Carolina, 3/21/09, Greensboro, NC
10 – by Michigan State, 3/16/79, Indianapolis, Indiana
10 – by Villanova, 3/15/90, Knoxville, Tennessee
10 – by BYU, 3/19/92, Boise, Idaho
10 – by Iona, 3/16/06, Jacksonville, Florida
10 – by UCLA, 4/1/06, Indianapolis, Indiana

MARGIN OF VICTORY

22 (100-78) – vs. Lamar, 3/14/81, Austin, Texas
16 (72-56) – vs. Arkansas, 3/20/81, New Orleans
16 (80-64) – vs. Iona, 3/16/06, Jacksonville, Florida
15 (76-61) – vs. St. Bonaventure, 3/20/21, Bloomington, Ind.
14 (71-57) – vs. App. St., 3/10/79, Bloomington, Ind.
13 (89-76) – vs. Lebanon Valley, 3/13/53, Raleigh, NC

MARGIN OF DEFEAT

24 (56-80) – by Purdue, 2/21/03, Birmingham, Ala.
23 (55-78) – by Navy, 3/15/85, Dayton, Ohio
20 (66-86) – by Louisville, 3/16/80, Houston, Texas
19 (69-88) – by Washington, 3/18/53, Kansas City, Mo.
18 (49-67) – by Indiana, 3/28/81, Philadelphia

NCAA Tournament Records

Individual Single Game

MOST POINTS

36 – Bob Pettit, vs. Washington, 3/18/53, Kansas City, Missouri
36 – Shaquille O'Neal, vs. Indiana, 3/21/92, Boise, Idaho
33 – ** Mahmoud Abdul-Rauf, vs. UTEP, 3/17/89, Tucson, Arizona
31 – Durand Macklin, vs. Alcorn State, 3/8/80, Denton, Texas
31 – Durand Macklin, vs. Lamar, 3/14/81, Austin, Texas
30 -- Cameron Thomas, vs. Michigan, 3/22/21, Indianapolis, Indiana
30 – Maurice Williams, vs. BYU, 3/19/92, Boise, Idaho
30 – Marcus Thornton, vs. Butler, 3/19/98, Greensboro, North Carolina
28 – Daryl Joe, vs. Georgia Tech, 3/13/87, Rosemont, Illinois
27 -- Javonte Smart vs. Michigan, 3/22/21, Indianapolis, Indiana
27 -- Cameron Thomas, vs. St. Bonaventure, 3/20/21, Bloomington, Indiana
27 – Don Redden, vs. Georgia Tech, 3/20/86, Atlanta, Georgia
27 – Shaquille O'Neal, vs. Connecticut, 3/14/91, Minneapolis, Minnesota

MOST FIELD GOAL ATTEMPTS

32 – Mahmoud Abdul-Rauf, vs. UTEP, 3/17/89, Tucson, Arizona
23 -- Javonte Smart, vs. Michigan, 3/22/21, Indianapolis, Indiana
23 -- Cameron Thomas, vs. Michigan, 3/22/21, Indianapolis, Indiana
22 – Howard Carter, vs. Lamar, 3/14/81, Austin, Texas
22 – Durand Macklin, vs. Alcorn, 3/8/80, Denton, Texas
22 – John Williams, vs. Purdue, 3/13/86, Baton Rouge, Louisiana
22 – Shaquille O'Neal, vs. Connecticut, 3/14/91, Minneapolis, Minnesota
20 – Don Redden, vs. Louisville, 3/29/86, Dallas Texas
20 – Anthony Wilson, vs. DePaul, 3/20/87, Cincinnati, Ohio
19 – Willie Sims, vs. Alcorn, 3/8/80, Denton, Texas
19 – Nikita Wilson vs. DePaul, 3/20/87, Cincinnati, Ohio
19 – Nikita Wilson, vs. Georgia Tech, 3/13/87, Rosemont, Illinois
19 – Glen Davis, vs. Texas, 3/25/06, Atlanta, Georgia

MOST FIELD GOAL MADE

16 – Mahmoud Abdul-Rauf, vs. UTEP, 3/17/89, Tucson, Arizona
14 – Bob Pettit, vs. Washington, 3/18/53, Kansas City, Missouri
13 – Willie Sims, vs. Alcorn, 3/8/80, Denton, Texas
13 – Howard Carter, vs. Lamar, 3/14/81, Austin, Texas
12 – Durand Macklin, vs. Alcorn, 3/8/80, Denton, Texas
12 – Durand Macklin, vs. Lamar, 3/14/81, Austin Texas
12 – Nikita Wilson, vs. DePaul, 3/20/87, Cincinnati, Ohio
11 – Jordy Hultberg, vs. Michigan State, 3/16/79, Indianapolis, Indiana
11 – Shaquille O'Neal, vs. BYU, 3/19/92, Boise, Idaho
11 – Glen Davis, vs. Texas, 3/25/06, Atlanta, Georgia
10 – 9 times

FIELD GOAL PERCENTAGE (MIN. 10 ATTEMPTS)

90.0 (9-10) – Greg Cook, vs. Wichita State, 3/22/81, New Orleans, Louisiana
81.8 (9-11) – Durand Macklin, vs. Wichita State, 3/22/81, New Orleans, Louisiana
80.0 (8-10) – Jordy Hultberg, vs. Louisville, 3/16/80, Houston, Texas
80.0 (8-10) – Nikita Wilson, vs. Temple, 3/15/87, Rosemont, Illinois
80.0 (8-10) – Brandon Bass, vs. UAB, 3/17/05, Boise, Idaho
71.4 (10-14) – Maurice Williamson, vs. BYU, 3/19/92, Boise Idaho
71.4 (10-14) – Tyrus Thomas, vs. Texas, 3/25/06, Atlanta, Georgia

MOST FREE THROW ATTEMPTS

13 – Glen Davis, vs. Duke, 3/23/06, Atlanta, Georgia
12 – Shaquille O'Neal, vs. Georgia Tech, 3/17/90, Knoxville, Tennessee
12 – Shaquille O'Neal, vs. Indiana, 3/21/92, Boise, Idaho
12 – Stromile Swift, vs. Texas, 3/18/00, Salt Lake City, Utah
12 – Brandon Bass, vs. UAB, 3/17/05, Boise, Idaho
11 – Don Redden, vs. Memphis, 3/15/86, Baton Rouge, Louisiana
11 – Glen Davis, vs. Texas A&M, 3/17/06, Jacksonville, Florida

MOST FREE THROWS MADE

12 – Shaquille O'Neal, vs. Indiana, 3/21/92, Boise, Idaho
9 – Bob Pettit, vs. Indiana, 3/17/53, Kansas City, Missouri
9 – Shaquille O'Neal, vs. Georgia Tech, 3/17/90, Knoxville, Tennessee
9 – Brandon Bass, vs. UAB, 3/17/05, Boise, Idaho
8 – Bob Pettit vs. Washington, 3/18/53, Kansas City, Missouri
8 – Glen Davis, vs. Iona, 3/15/06, Jacksonville, Florida
8 – Glen Davis, vs. Duke, 3/23/06, Atlanta, Georgia

FREE THROW PERCENTAGE (MIN. 8 ATTEMPTS)

100.0 (12-12) – Shaquille O'Neal, vs. Indiana, 3/21/92, Boise, Idaho
87.5 (7-8) – Anthony Wilson, vs. Purdue, 3/13/86, Baton Rouge, Louisiana
87.7 (7-8) – John Williams, vs. Memphis, 3/15/86, Baton Rouge, Louisiana
87.5 (7-8) – Marcus Thornton, vs. Butler, 3/19/09, Greensboro, North Carolina
87.5 (7-8) – Skylar Mays, vs. Yale, 3/12/19, Jacksonville, Florida
80.0 (8-10) – Glen Davis, vs. Iona, 3/15/06, Jacksonville, Florida

MOST THREE-POINT FIELD GOAL ATTEMPTS

11 – Marcus Thornton, vs. North Carolina, 3/21/09, Greensboro, North Carolina
10 -- Javonte Smart, vs. Michigan, 3/22/21, Indianapolis, Indiana
10 – Antonio Hudson, vs. UAB, 3/17/05, Boise, Idaho
9 – Darryl Joe, vs. Georgia Tech, 3/13/87, Rosemont, Illinois
9 – Anthony Wilson, vs. DePaul, 3/20/87, Indianapolis, Indiana
8 – Mahmoud Abdul-Rauf, vs. UTEP, 3/17/89, Tucson, Arizona
8 – Darrel Mitchell, vs. Texas A&M, 3/17/06, Jacksonville, Florida

MOST THREE-POINT FIELD GOALS MADE

7 – Darryl Joe, vs. Georgia Tech, 3/13/87, Rosemont, Illinois
5 – Marcus Thornton, vs. North Carolina, 3/21/09, Greensboro, North Carolina

THREE-POINT FIELD GOAL PERCENTAGE (MIN. 5 ATTEMPTS)

77.8 (7-9) – Darryl Joe, vs. Georgia Tech, 3/13/87, Rosemont, Illinois
66.7 (4-6) – Maurice Williamson, vs. Villanova, 3/15/90, Knoxville, Tennessee
60.0 (3-5) – Anthony Wilson, vs. Temple, 3/15/87, Rosemont, Illinois
60.0 (3-5) – Maurice Williamson, vs. Indiana, 3/21/92, Boise, Idaho
50.0 (3-6) – Darrel Mitchell, vs. Iona, 3/15/06, Jacksonville, Florida
50.0 (4-8) – Skylar Mays, vs. Maryland, 3/23/19, Jacksonville, Florida

MOST REBOUNDS

19 – Durand Macklin, vs. Alcorn State, 3/9/80, Denton, Texas
16 – Lionel Green, vs. Appalachian State, 3/10/79, Bloomington, Indiana
16 – Durand Macklin, vs. Lamar, 3/14/81, Austin, Texas
16 – Shaquille O'Neal, vs. Connecticut, 3/14/91, Minneapolis, Minnesota
15 – Lionel Green, vs. Michigan State, 3/16/79, Indianapolis, Indiana
14 – Jaime Lloreda, vs. Purdue, 3/24/03, Birmingham, Alabama
14 – Jordan Mickey, vs. North Carolina State, 3/19/15, Pittsburgh, Pennsylvania
13 – Jerry Reynolds, vs. Dayton, 3/15/84, Salt Lake City, Utah
13 – Anthony Wilson, vs. Georgia Tech, 3/20/86, Atlanta, Georgia
13 – Shaquille O'Neal, vs. BYU, 3/19/92, Boise, Idaho
13 – Glen Davis, vs. Iona, 3/15/06, Jacksonville, Florida
13 – Tyrus Thomas, vs. Duke, 3/15/06, Atlanta, Georgia
13 – Tyrus Thomas, vs. Texas, 3/25/06, Atlanta, Georgia

MOST ASSISTS

12 – Ethan Martin, vs. Lamar, 3/14/81, Austin, Texas
10 – Ethan Martin, vs. Wichita State, 3/22/81, New Orleans, Louisiana
9 – Oliver Brown, vs. Georgia Tech, 3/13/87, Rosemont, Illinois
8 – Ethan Martin, vs. Arkansas, 3/20/81, New Orleans, Louisiana
8 – Ethan Martin, vs. Indiana, 3/28/81, Philadelphia, Pennsylvania
8 – Ethan Martin, vs. Virginia, 3/30/81, Philadelphia, Pennsylvania
8 – John Williams, vs. Purdue, 3/13/86, Baton Rouge, Louisiana
8 – Daryl Joe, vs. DePaul, 3/20/87, Cincinnati, Ohio
8 – Oliver Brown, vs. Indiana, 3/22/87, Cincinnati, Ohio
7 – 5 times

MOST BLOCKS

11 – Shaquille O'Neal, vs. BYU, 3/19/92, Boise Idaho
6 – Stromile Swift, vs. Southeast Missouri State, 3/16/00, Salt Lake City, Utah
6 – Glen Davis, vs. Iona, 3/15/06, Jacksonville, Florida
6 – Jordan Mickey, vs. North Carolina State, 3/13/15, Pittsburgh, Pennsylvania
5 – Shaquille O'Neal, vs. Connecticut, 3/14/91, Minneapolis, Minnesota
5 – Shaquille O'Neal, vs. Indiana, 3/21/92, Boise, Idaho
5 – Tyrus Thomas, vs. Duke, 3/23/06, Atlanta, Georgia

MOST STEALS

6 – Clarence Ceasar, vs. BYU, 3/19/92, Boise, Idaho
5 – Derrick Taylor, vs. Purdue, 3/13/86, Baton Rouge, Louisiana
5 – Derrick Taylor, vs. Georgia Tech, 3/20/86, Atlanta, Georgia
5 – Darryl Joe, vs. DePaul, 3/20/87, Cincinnati, Ohio
4 – Ethan Martin, vs. Wichita State, 3/22/81, New Orleans, Louisiana
4 – Ethan Martin, vs. Virginia, 3/30/81, Philadelphia, Pennsylvania
4 – Stromile Swift, vs. Texas, 3/18/00, Salt Lake City, Utah
4 – Marcus Thornton, vs. Butler, 3/19/09, Greensboro, North Carolina

** -- Mahmoud Abdul-Rauf played as Chris Jackson at LSU

NIT Records

Team Single Game

MOST POINTS

97 – vs. Oklahoma, 3/17/70, New York City
94 – vs. New Orleans, 3/16/83, Baton Rouge, La.
84 – vs. UL-Lafayette, 3/14/18, Baton Rouge, La.

MOST POINTS ALLOWED

101 – by Marquette, 3/19/70, New York City
99 – by New Orleans, 3/16/83, Baton Rouge, La.
96 – by Oregon, 3/13/12, Eugene, Ore.
95 – by Utah, 3/19/18, Salt Lake City, Utah

FIELD GOAL ATTEMPTS

80 – vs. Tulane, 3/12/82, Baton Rouge, La.
74 – vs. New Orleans, 3/16/83, Baton Rouge, La.
66 – vs. Oklahoma, 3/17/70, New York City

FIELD GOALS MADE

38 – vs. New Orleans, 3/16/83, Baton Rouge, La.
34 – vs. Oklahoma, 3/17/70, New York City
31 – vs. Tulane, 3/12/82, Baton Rouge, La.

FIELD GOAL PERCENTAGE

.527 (29-55) -- vs. UL-Lafayette, 3/14/18, Baton Rouge
.515 (34-66) -- vs. Oklahoma, 3/17/70, New York City
.514 (38-74) -- vs. New Orleans, 3/16/83, Baton Rouge, La.
.484 (30-62) -- vs. Georgetown, 3/15/70, New York City

FREE THROW ATTEMPTS

37 – vs. Georgetown, 3/15/70, New York City
37 – vs. Oklahoma, 3/17/70, New York City
36 – vs. Marquette, 3/19/70, New York City

FREE THROWS MADE

29 – vs. Oklahoma, 3/17/70, New York City
27 – vs. Marquette, 3/19/70, New York City
23 – vs. Georgetown, 3/15/70, New York City

FREE THROW PERCENTAGE

.846 (22-26) vs. Army, 3/20/70, New York City
.833 (10-12) vs. Tulane, 3/12/82, Baton Rouge, La.
.789 (15-19), vs. UL-Lafayette, 3/14/18, Baton Rouge

THREE-POINT FIELD GOAL ATTEMPTS

30 – at Utah, 3/19/18, Salt Lake City, Utah
23 – at SMU, 3/24/14, Dallas, Texas
22 – at San Francisco, 3/19/14, San Francisco, Calif.
21 – vs. Oklahoma, 3/17/04, Norman, Okla.

THREE-POINT FIELD GOALS MADE

8 -- at Utah, 3/19/18, Salt Lake City, Utah
8 – at SMU, 3/24/14, Dallas, Texas
8 – at San Francisco, 3/19/14, San Francisco, Calif.
7 -- vs. Oregon, 3/13/12, Eugene, Ore.
7 -- vs. Oklahoma, 3/17/04, Norman, Okla.

THREE-POINT FIELD GOAL PERCENTAGE

.368 (7-19) -- vs. Oregon, 3/13/12, Eugene, Ore.
.364 (8-22) -- at USF, 3/19/14, San Francisco, Calif.
.34.8 (8-23) -- at SMU, 3/24/14, Dallas, Texas
.333 (7-21) -- vs. Oklahoma, 3/17/04, Norman, Okla.

REBOUNDS

60 – vs. Oklahoma, 3/17/70, New York City
56 – vs. Georgetown, 3/15/70, New York City
51 – vs. Army, 3/20/70, New York City

ASSISTS

19 – vs. New Orleans, 3/16/83, Baton Rouge, La.
18 – vs. Oregon, 3/13/12, Eugene, Ore.
15 – at SMU, 3/24/14, Dallas, Texas
15 – vs. Ball State, 3/19/02, Baton Rouge, La.

PERSONAL FOULS

31 – vs. Tulane, 3/12/82, Baton Rouge, La.
30 – vs. Marquette, 3/19/70, New York City
28 – vs. New Orleans, 3/16/83, Baton Rouge, La.

VICTORY MARGIN

8 – vs. UL-Lafayette, 3/14/16, Baton Rouge, La.
8 -- at San Francisco, 3/19/14, San Francisco, Calif.
3 – vs. Oklahoma, 3/17/70, New York City
2 – vs. Iowa, 3/13/02, Iowa City, Iowa

DEFEAT MARGIN

24 -- at Utah, 3/19/18, Salt Lake City, Utah
22 – vs. Marquette, 3/19/70, New York City
20 – at Oregon, 3/13/12, Eugene, Ore.
13 – at SMU, 3/24/14, Dallas, Texas

Individual Single Game

MOST POINTS

37 – Pete Maravich, vs. Oklahoma, 3/17/70, New York City
30 – Danny Hester, vs. Georgetown, 3/15/70, New York City
26 -- Duop Reath, vs. UL-Lafayette, 3/14/18, Baton Rouge, La.
25 – Torris Bright, vs. Ball State, 3/19/02, Baton Rouge, La.

FIELD GOAL ATTEMPTS

33 – Pete Maravich, vs. Oklahoma, 3/17/70, New York City
20 – Howard Carter, vs. New Orleans, 3/16/83, Baton Rouge, La.
18 – Three times

FIELD GOALS MADE

14 – Pete Maravich, vs. Oklahoma, 3/17/70, New York City
12 – Danny Hester, vs. Georgetown, 3/15/70, New York City
10 -- Duop Reath, vs. UL-Lafayette, 3/14/18, Baton Rouge, La.
10 – Johnny Jones, vs. Tulane, 3/12/82, Baton Rouge, La.

FREE THROW ATTEMPTS

16 – Pete Maravich, vs. Marquette, 3/19/70, New York City
13 – Pete Maravich, vs. Oklahoma, 3/17/70, New York City
12 – Two times

FREE THROWS MADE

12 – Pete Maravich, vs. Marquette, 3/19/70, New York City
9 – Pete Maravich, vs. Oklahoma, 3/17/70, New York City
9 – Justin Hamilton, vs. Oregon, 3/13/12, Eugene, Ore.
8 – Three times

FREE THROW PERCENTAGE (MIN. 8 ATTEMPTS)

100.0 (9-9) - Justin Hamilton, vs. Oregon, 3/13/12, Eugene, Ore.
100.0 (8-8) – Jermaine Williams, vs. Iowa, 3/13/02, Iowa City, Iowa
100.0 (8-8) – Torris Bright vs. Ball State, 3/19/02, Baton Rouge, La.

THREE-POINT FIELD GOAL ATTEMPTS

10 - Andre Stringer, at SMU, 3/24/14, Dallas, Texas
9 – Torris Bright, vs. Ball State, 3/19/02, Baton Rouge, La.
8 -- Tremont Waters, at Utah, 3/19/18, Salt Lake City, Utah
7 - Shavon Coleman, at San Francisco, 3/19/14, San Francisco, Calif.
7 – Antonio Hudson, vs. Oklahoma, 3/17/04, Norman, Okla.
7 – Torris Bright, vs. Iowa, 3/13/02, Iowa City, Iowa

THREE-POINT FIELD GOALS MADE

5 – Andre Stringer, at SMU, 3/24/14, Dallas, Texas
4 – Ralston Turner, vs. Oregon, 3/13/12, Eugene, Ore.
3 - Shavon Coleman, at San Francisco, 3/19/14, San Francisco, Calif.
3 – Tack Minor, vs. Oklahoma, 3/17/04, Norman, Okla.
3 – Torris Bright, vs. Iowa, 3/13/02, Iowa City, Iowa
3 – Torris Bright, vs. Ball State, 3/19/02, Baton Rouge, La.

THREE-POINT FIELD GOAL PERCENTAGE (MIN. 5 ATTEMPTS)

.571 (4-7) - Ralston Turner, vs. Oregon, 3/13/12, Eugene, Ore.
.500 (5-10) - Andre Stringer, vs. SMU, 3/24/14, Dallas, Texas
.429 (3-7) - Shavon Coleman, vs. San Fran, 3/19/14, San Francisco, Calif.
.429 (3-7) – Torris Bright, vs. Iowa, 3/13/02, Iowa City, Iowa

REBOUNDS

19 – Apple Sanders, vs. Oklahoma, 3/17/70, New York City
17 – Apple Sanders, vs. Georgetown, 3/15/70, New York City
14 – Bill Newton, vs. Oklahoma, 3/17/70, New York City

ASSISTS

9 – Pete Maravich vs. Oklahoma, 3/17/70, New York City
8 -- Tremont Waters, at Utah, 3/19/18, Salt Lake City, Utah
8 – Jermaine Williams vs. Ball State, 3/19/02, Baton Rouge, La.
7 – John Tudor vs. New Orleans, 3/16/83, Baton Rouge, La.

BLOCKS

4 -- Duop Reath, vs. UL-Lafayette, 3/14/18, Salt Lake City, Utah
4 – Jordan Mickey, vs. SMU, 3/24/14, Dallas, Texas
2 – Johnny O'Bryant III, vs. San Fran, 3/19/14, San Francisco, Calif.
2 – Jarell Martin, vs. San Francisco, 3/19/14, San Francisco, Calif.
2 – Ronald Dupree, vs. Ball State, 3/19/02, Baton Rouge, La.

STEALS

6 – Jerry Reynolds, vs. New Orleans, 3/16/83, Baton Rouge, La.
6 – Johnny Jones, vs. New Orleans, 3/16/83, Baton Rouge, La.
4 -- Tremont Waters, at Utah, 3/19/18, Salt Lake City, Utah
4 – Shavon Coleman, at SMU, 3/24/13, Dallas, Texas
4 – Jermaine Williams, vs. Ball State, 3/19/02, Baton Rouge, La.

Yearly On-Court Records/Milestones

SEASON	OVERALL			CONFERENCE			COACH
	W	L	PCT.	W	L	PCT.	
1908-09	5	2	.714	2	0	1.000	E. R. Wingard
1909-10	3	1	.750	2	0	1.000	J. W. Mayhew
1910-11	8	3	.727	0	1	.000	J. W. Mayhew
1911-12	4	6	.400	2	3	.400	F. M. Long
1912-13	2	3	.400	1	3	.250	F. M. Long
1913-14	7	5	.538	0	4	.000	Dr. C. C. Stroud
1914-15	10	1	.909	3	1	.750	Dr. C. C. Stroud
1915-16	14	10	.583	6	7	.462	Dr. C. C. Stroud
1916-17	20	2	.909	11	0	1.000	Dr. C. C. Stroud
1917-18	12	1	.923	3	0	1.000	Dr. C. C. Stroud
1918-19	1	0	1.000	0	0	.000	R. E. Edmonds
1919-20	19	2	.905	8	2	.800	Dr. C. C. Stroud
1920-21	19	4	.826	5	2	.714	Branch Bocock
1921-22	15	1	.938	3	1	.750	Tad Gormley
1922-23	10	10	.500	0	7	.000	Tad Gormley
1923-24	8	12	.400	0	7	.000	"Moon" Ducote
1924-25	10	7	.588	1	5	.167	"Gob" Wilson
1925-26	9	9	.500	4	5	.444	Harry Rabenhorst
1926-27	7	9	.438	3	5	.375	Harry Rabenhorst
1927-28	14	4	.778	8	4	.667	Harry Rabenhorst
1928-29	8	13	.381	5	10	.333	Harry Rabenhorst
1929-30	10	11	.476	6	8	.429	Harry Rabenhorst
1930-31	7	8	.467	4	5	.444	Harry Rabenhorst
1931-32	11	9	.550	9	9	.500	Harry Rabenhorst
1932-33	15	8	.652	13	7	.650	Harry Rabenhorst
1933-34	13	4	.765	13	3	.813	Harry Rabenhorst
1934-35	14	1	.933	12	0	1.000	Harry Rabenhorst
1935-36	10	10	.500	9	6	.600	Harry Rabenhorst
1936-37	13	7	.650	7	6	.539	Harry Rabenhorst
1937-38	10	10	.500	7	6	.539	Harry Rabenhorst
1938-39	13	7	.650	10	5	.667	Harry Rabenhorst
1939-40	10	8	.556	8	4	.667	Harry Rabenhorst
1940-41	9	9	.500	7	5	.583	Harry Rabenhorst
1941-42	8	7	.533	8	3	.727	Harry Rabenhorst
1942-43	18	4	.818	11	2	.846	Dale Morey
1943-44	10	15	.400	0	4	.000	Dale Morey
1944-45	15	9	.625	3	3	.500	Fatherine-Swanson
1945-46	18	3	.857	8	0	1.000	Harry Rabenhorst
1946-47	17	4	.810	9	2	.818	Harry Rabenhorst
1947-48	8	18	.308	4	10	.286	Harry Rabenhorst
1948-49	15	10	.600	7	6	.539	Harry Rabenhorst
1949-50	13	12	.520	5	8	.385	Harry Rabenhorst
1950-51	10	14	.417	6	8	.429	Harry Rabenhorst
1951-52	17	7	.708	9	5	.643	Harry Rabenhorst
1952-53	22	3	.880	13	0	1.000	Harry Rabenhorst
1953-54	20	5	.800	14	0	1.000	Harry Rabenhorst
1954-55	6	18	.250	3	11	.214	Harry Rabenhorst
1955-56	7	17	.292	5	9	.357	Harry Rabenhorst
1956-57	6	19	.240	1	13	.071	Harry Rabenhorst
1957-58	7	18	.280	3	11	.214	Jay McCreary
1958-59	10	15	.400	2	12	.142	Jay McCreary
1959-60	5	18	.217	3	11	.214	Jay McCreary
1960-61	11	14	.440	6	8	.429	Jay McCreary
1961-62	13	11	.451	7	7	.500	Jay McCreary
1962-63	12	12	.500	5	9	.357	Jay McCreary
1963-64	12	13	.480	8	6	.571	Jay McCreary
1964-65	12	14	.462	7	9	.438	Jay McCreary

SEASON	OVERALL			CONFERENCE			COACH
	W	L	PCT.	W	L	PCT.	
1965-66	6	20	.231	2	14	.125	Frank Truitt
1966-67	3	23	.115	1	17	.056	Press Maravich
1967-68	14	12	.538	8	10	.444	Press Maravich
1968-69	13	13	.500	7	11	.389	Press Maravich
1969-70	22	10	.688	13	5	.722	Press Maravich
1970-71	14	12	.538	10	8	.556	Press Maravich
1971-72	10	16	.385	6	12	.333	Press Maravich
1972-73	14	10	.583	9	9	.500	Dale Brown
1973-74	12	14	.462	6	12	.333	Dale Brown
1974-75	10	16	.385	6	12	.333	Dale Brown
1975-76	12	14	.462	5	13	.278	Dale Brown
1976-77	15	12	.556	8	10	.444	Dale Brown
1977-78	18	9	.667	12	6	.667	Dale Brown
1978-79	23	6	.793	14	4	.778	Dale Brown
1979-80	26	6	.813	14	4	.778	Dale Brown
1980-81	31	5	.861	17	1	.944	Dale Brown
1981-82	14	14	.500	11	7	.611	Dale Brown
1982-83	19	13	.594	10	8	.556	Dale Brown
1983-84	18	11	.621	11	7	.611	Dale Brown
1984-85	19	10	.655	13	5	.722	Dale Brown
1985-86	26	12	.684	9	9	.500	Dale Brown
1986-87	24	15	.615	8	10	.444	Dale Brown
1987-88	16	14	.533	10	8	.555	Dale Brown
1988-89	20	12	.625	11	7	.611	Dale Brown
1989-90	23	9	.719	12	6	.667	Dale Brown
1990-91	20	10	.667	13	5	.722	Dale Brown
1991-92	21	10	.677	12	4	.750	Dale Brown
1992-93	22	11	.667	9	7	.562	Dale Brown
1993-94	11	16	.407	5	11	.312	Dale Brown
1994-95	12	15	.444	6	10	.375	Dale Brown
1995-96	12	17	.414	4	12	.250	Dale Brown
1996-97	10	20	.333	3	13	.187	Dale Brown
1997-98	9	18	.333	2	14	.125	John Brady
1998-99	12	15	.444	4	12	.250	John Brady
1999-00	28	6	.823	12	4	.750	John Brady
2000-01	13	16	.448	2	14	.125	John Brady
2001-02	19	15	.559	6	10	.375	John Brady
2002-03	21	11	.656	8	8	.500	John Brady
2003-04	18	11	.621	8	8	.500	John Brady
2004-05	20	10	.667	12	4	.750	John Brady
2005-06	27	9	.750	14	2	.875	John Brady
2006-07	17	15	.531	5	11	.312	John Brady
2007-08	13	18	.419	6	10	.375	Brady-Pierre
2008-09	27	8	.771	13	3	.812	Trent Johnson
2009-10	11	20	.354	2	14	.125	Trent Johnson
2010-11	11	21	.344	3	13	.187	Trent Johnson
2011-12	18	15	.545	7	9	.437	Trent Johnson
2012-13	19	12	.613	9	9	.500	Johnny Jones
2013-14	20	14	.588	9	9	.500	Johnny Jones
2014-15	22	11	.667	11	7	.611	Johnny Jones
2015-16	19	14	.576	11	7	.611	Johnny Jones
2016-17	10	21	.322	2	16	.111	Johnny Jones
2017-18	18	15	.545	8	10	.444	Will Wade
2018-19	28	7	.800	16	2	.889	Will Wade
2019-20	21	10	.677	12	6	.667	Will Wade
2020-21	19	10	.655	11	6	.647	Will Wade
Totals	1602	1206	.570	781	755	.508	

Milestones (On Court Wins)

1st win	Jan. 30, 1909, vs. Dixon Academy (35-20) at Covington, La.
100th win	Feb. 12, 1920, vs. Mercer (33-22) at Macon, Ga.
200th win	Jan. 14, 1929, vs. Louisiana College (32-31) at Pineville, La.
300th win	Jan. 8, 1938, vs. Rice (58-38) at Baton Rouge, La.
400th win	Feb. 1, 1946, vs. Navy (58-47) at Baton Rouge, La.
500th win	Jan. 19, 1953, vs. Georgia (55-50) at Athens, Ga.
600th win	Dec. 19, 1962, vs. Arkansas (72-70) at Little Rock, Ark.
700th win	Feb. 6, 1971, vs. Alabama (107-78) at Baton Rouge, La.
800th win	Dec. 9, 1978, vs. Tulane (98-88) at New Orleans, La.
900th win	Jan. 17, 1983, vs. UNC Wilmington (70-55) at Baton Rouge, La.
1000th win	Jan. 6, 1988, vs. Vanderbilt (51-39) at Nashville, Tenn.
1100th win	Dec. 16, 1992, vs. Campbell (93-71) at Baton Rouge, La.

1200th win	Feb. 5, 2000 vs. Alabama (93-60) at Tuscaloosa, Ala.
1300th win	March 2, 2005 vs. Ole Miss (58-53) at Oxford, Miss.
1400th win	Nov. 24, 2010 vs. Centenary (78-36) at Baton Rouge, La.
1500th win	Jan. 26, 2016, vs. Georgia (89-85) at Baton Rouge, La.
1600th win	March 12, 2021, vs. Ole Miss (76-73), at Nashville, Tennessee

Home-Away-Neutral/Win Streaks

SEASON	HOME			AWAY			NEUTRAL		
	WON	LOST	PCT.	WON	LOST	PCT.	WON	LOST	PCT.
1908-09	4	0	1.000	1	2	.333	0	0	
1909-10	3	0	1.000	0	1	.000	0	0	
1910-11	3	0	1.000	5	3	.625	0	0	
1911-12	4	0	1.000	0	6	.000	0	0	
1912-13	2	1	.667	0	2	.000	0	0	
1913-14	4	2	.667	3	3	.500	0	0	
1914-15	8	1	.889	2	0	1.000	0	0	
1915-16	6	4	.600	8	6	.571	0	0	
1916-17	11	0	1.000	9	2	.818	0	0	
1917-18	4	0	1.000	8	1	.889	0	0	
1918-19	1	0	1.000	0	0		0	0	
1919-20	10	0	1.000	9	2	.818	0	0	
1920-21	14	1	.933	5	3	.625	0	0	
1921-22	11	1	.917	4	0	1.000	0	0	
1922-23	9	6	.600	1	3	.250	0	1	.000
1923-24	4	6	.400	4	6	.400	0	0	
1924-25	7	2	.778	3	4	.429	0	1	.000
1925-26	6	4	.600	3	5	.375	0	0	
1926-27	6	4	.600	1	5	.167	0	0	
1927-28	10	0	1.000	3	3	.500	1	1	.500
1928-29	4	4	.500	4	8	.333	0	1	.000
1929-30	6	2	.750	3	8	.273	1	1	.500
1930-31	4	5	.444	3	2	.600	0	1	.000
1931-32	6	4	.600	5	4	.556	0	1	.000
1932-33	7	1	.875	6	6	.500	2	1	.667
1933-34	10	0	1.000	3	3	.500	0	1	.000
1934-35	11	0	1.000	2	1	.667	1	0	1.000
1935-36	7	3	.700	3	5	.375	0	2	.000
1936-37	9	1	.900	4	5	.444	0	1	.000
1937-38	7	7	.500	3	3	.500	0	0	
1938-39	6	2	.750	5	4	.556	2	1	.667
1939-40	4	5	.444	4	2	.667	2	1	.667
1940-41	4	3	.571	5	5	.500	0	1	.000
1941-42	5	4	.556	3	2	.600	0	1	.000
1942-43	6	0	1.000	10	3	.769	2	1	.667
1943-44	5	7	.417	5	7	.417	0	1	.000
1944-45	9	2	.818	5	6	.455	1	1	.500
1945-46	9	1	.900	6	1	.857	3	1	.750
1946-47	9	0	1.000	4	3	.571	4	1	.800
1947-48	5	5	.500	2	8	.200	1	5	.167
1948-49	7	2	.778	6	6	.500	2	2	.500
1949-50	9	3	.750	1	6	.143	3	3	.500
1950-51	5	3	.625	3	8	.273	2	3	.400
1951-52	11	0	1.000	3	6	.333	3	1	.750
1952-53	10	0	1.000	8	1	.889	4	2	.667
1953-54	13	1	.929	6	0	1.000	1	4	.200
1954-55	5	6	.455	1	12	.077	0	0	
1955-56	5	7	.417	1	9	.100	1	1	.500
1956-57	4	8	.333	1	10	.091	1	1	.500
1957-58	4	8	.333	2	8	.200	1	2	.333
1958-59	5	7	.417	2	8	.200	3	0	1.000
1959-60	4	7	.364	1	10	.091	0	1	.000
1960-61	7	3	.700	4	10	.286	0	1	.000
1961-62	7	2	.778	4	6	.400	2	3	.400
1962-63	7	3	.700	3	8	.273	2	1	.667
1963-64	8	2	.800	3	8	.273	1	3	.250

SEASON	HOME			AWAY			NEUTRAL		
	WON	LOST	PCT.	WON	LOST	PCT.	WON	LOST	PCT.
1964-65	7	4	.636	3	8	.273	2	2	.500
1965-66	3	7	.300	3	10	.231	0	3	.000
1966-67	2	9	.182	1	12	.077	0	2	.000
1967-68	9	4	.692	5	6	.455	0	2	.000
1968-69	6	5	.545	5	8	.385	2	0	1.000
1969-70	10	3	.769	8	4	.667	4	3	.571
1970-71	7	4	.636	5	7	.417	2	1	.667
1971-72	8	4	.667	2	11	.154	0	1	.000
1972-73	8	4	.667	5	6	.455	1	0	1.000
1973-74	9	5	.643	3	9	.250	0	0	
1974-75	6	6	.500	3	10	.231	1	0	1.000
1975-76	10	6	.625	2	8	.200	0	0	
1976-77	11	5	.688	4	7	.364	0	0	
1977-78	11	4	.733	7	5	.583	0	0	
1978-79	13	1	.929	8	3	.727	2	2	.500
1979-80	12	2	.857	7	3	.700	7	1	.875
1980-81	15	0	1.000	8	1	.889	8	4	.667
1981-82	9	4	.692	4	7	.364	1	3	.250
1982-83	11	4	.733	7	7	.500	1	2	.333
1983-84	12	2	.857	5	7	.417	1	2	.333
1984-85	13	2	.867	6	6	.500	0	2	.000
1985-86	13	3	.813	10	8	.556	3	1	.750
1986-87	10	6	.625	5	6	.455	9	3	.750
1987-88	11	4	.733	4	8	.333	1	2	.333
1988-89	11	5	.688	6	6	.500	3	1	.750
1989-90	16	2	.889	4	5	.444	3	2	.600
1990-91	15	1	.938	5	6	.455	0	3	.000
1991-92	12	4	.750	6	4	.600	3	2	.600
1992-93	15	2	.882	3	6	.333	4	3	.571
1993-94	8	6	.571	2	8	.200	1	2	.333
1994-95	9	7	.563	3	6	.333	0	2	.000
1995-96	11	7	.611	1	7	.125	0	3	.000
1996-97	9	6	.600	0	9	.000	1	5	.167
1997-98	8	8	.500	1	9	.100	0	1	.000
1998-99	12	4	.750	0	10	.000	0	1	.000
1999-00	15	1	.938	5	3	.625	8	2	.800
2000-01	9	7	.563	2	8	.200	2	1	.667
2001-02	12	5	.706	4	7	.364	3	3	.500
2002-03	16	2	.889	2	6	.250	3	3	.500
2003-04	12	3	.800	5	7	.417	1	1	.500
2004-05	14	1	.933	4	6	.400	2	3	.400
2005-06	14	2	.875	7	4	.636	6	3	.667
2006-07	14	4	.778	2	9	.182	1	2	.333
2007-08	9	6	.600	4	9	.308	0	3	.000
2008-09	19	2	.905	6	3	.667	2	3	.400
2009-10	11	7	.611	0	9	.000	0	4	.000
2010-11	8	10	.444	3	8	.273	0	3	.000
2011-12	11	4	.733	4	9	.308	3	2	.600
2012-13	14	3	.824	4	8	.333	1	1	.500
2013-14	13	3	.813	4	9	.308	3	2	.600
2014-15	13	4	.765	8	3	.727	1	4	.200
2015-16	15	3	.833	3	8	.273	1	3	.333
2016-17	8	8	.500	1	10	.0909	1	3	.333
2017-18	14	4	.778	3	8	.273	1	3	.333
2018-19	15	2	.882	9	1	.900	4	4	.500
2019-20	15	2	.882	5	6	.454	1	2	.333
2020-21	11	2	.846	4	6	.400	4	2	.667
TOTAL	1005	385	.723	441	649	.405	156	172	.476

Maravich Center Win Streaks

- 23** 15 games 1980-81 season; First 8 games 1981-82 season
- 18** Last 7 games 2017-18 season; First 11 games 2018-19 season
- 18** Last 8 games 1983-84 season; First 10 games 1984-85 season
- 18** Last 7 games 1989-90 season; First 11 games 1990-91 season
- 17** Last 3 games 2007-08 season; First 14 games 2008-09 season
- 16** Last 4 games 1991-92 season; First 12 games 1992-93 season
- 14** Last game 1977-78 season; First 13 games 1978-79 season
- 14** Last 7 game 1999-00 season; First 7 games 2000-01 season
- 13** Last 6 games 1972-73 season; First 7 games 1973-74 season
- 13** Last 5 games 2002-03 season; First 8 games 2003-04 season
- 13** Last 11 games 2004-05 season; First 2 games 2005-06 season
- 11** Last 2 games 1984-85 season; First 9 games 1985-86 season
- 11** Last game 2000-2001 season; First 10 games 2001-2002 season
- 11** First 11 games of the 2002-03 season
- 11** Final 9 games of the 2005-06 season; First 2 games of 2006-07

Home Winning Streaks (ALL SITES OVERALL)

- 42** Last 3 games 1915-16 season;
11 games 1916-17 season;
4 games 1917-18 season;
1 game 1918-19 season;
10 games 1991-20;
First 13 games 1920-21 season
- 29** Last 6 games 1932-33 season;
10 games 1933-34 season;
11 games 1934-35 season;
First 2 games 1935-36 season
- 25** Last game 1950-51 season;
11 games 1951-52 season;
10 games 1952-53 season;
First 3 games 1953-54 season

Year-by-Year Records

SIAA Era

COACH E. R. WINGARD

1 SEASON • 1909

5-2 (.714)

1909 RECORD: 5-2, 2-0

Coach: E. R. Wingard

DATE	OPPONENT	RESULTS
1-30	Dixon Academy	A W, 35-20
2-6	Mississippi State	H W, 18-12
2-8	Mississippi State	H W, 14-10
2-18	Baton Rouge H.S.	H W, 36-14
2-26	YMCA (N.O.)	A L, 11-27
2-27	YMCA (N.O.)	A L, 16-37
3-6	Dixon Academy	H W, 21-12

COACH J. W. MAYHEW

2 SEASONS • 1910-11

11-4 (.733)

1910 RECORD: 3-1, 2-0

Coach: J. W. Mayhew

DATE	OPPONENT	RESULTS
2-4	Ole Miss	H W, 39-14
2-5	Ole Miss	H W, 25-4
2-26	YMCA (N.O.)	A L, 11-53
3-5	YMCA (N.O.)	H W, 30-17

1911 RECORD: 8-3, 6-1

Coach: J. W. Mayhew

DATE	OPPONENT	RESULTS
11-26	Tulane	H W, 47-7
1-27	Tulane	H W, 26-15
2-7	Mississippi State	A W, 33-17
2-8	Mississippi State	A W, 42-12
2-9	Birmingham AC	A L, 17-45
2-10	Bessemer AC	A L, 17-37
2-11	Birmingham High	A W, 23-21
2-11	B'mingham YMCA	A W, 23-21
2-13	Texas	H W, 39-10
2-17	Tulane	A W, 27-25
2-18	Tulane	A L, 13-15

COACH F. M. LONG

2 SEASONS • 1912-1913

6-9 (.400)

1912 RECORD: 4-6, 2-3

Coach: F. M. Long

DATE	OPPONENT	RESULTS
1-15	Ole Miss	H W, 27-15
1-16	Ole Miss	H W, 33-11
2-5	YMCA (N.O.)	A L, 24-25
2-6	Mississippi State	A L, 16-22
2-7	Mississippi State	A L, 11-21
2-8	Birmingham AC	A L, 7-54
2-9	Bessemer AC	A L, 20-42
2-10	Auburn	A L, 15-38
2-17	YMCA (N.O.)	H W, 23-19
2-25	YMGC (N.O.)	H W, 32-6

1913 RECORD: 2-3, 1-3

Coach: F. M. Long

DATE	OPPONENT	RESULTS
2-8	YMGC (N.O.)	H W, 39-11
2-14	Tulane	A L, 13-15
2-15	Tulane	A L, 20-26
2-28	Tulane	H L, 15-16
3-1	Tulane	H W, 13-12

COACH C. C. STROUD

6 SEASONS

1913-1918, 1919-1920

82-21 (.796)

1913-14 RECORD: 7-5, 0-4

Coach: Dr. C. C. Stroud

DATE	OPPONENT	RESULTS
12-19	Louisiana College	A W, 17-15
12-22	Shreveport AC	A W, 31-14
12-23	Shreveport AC	A W, 25-20
1-9	Southwestern La. ^	H W, 44-7
1-17	Louisiana College	H W, 27-24
1-21	Miss. College	H W, 34-13
1-22	Miss. College	H W, 29-19
2-13	Tulane	H L, 14-26
2-14	Tulane	H L, 7-10

2-19	St. Paul's	A L, 15-35
2-27	Tulane	A L, 12-25
2-28	Tulane	A L, 6-13

1914-15 RECORD: 10-1, 3-1

Coach: Dr. C. C. Stroud

DATE	OPPONENT	RESULTS
12-21	Centenary	A W, 38-17
12-22	Shreveport AC	A W, 21-20
1-14	Southwestern La.	H W, 29-6
1-15	Southwestern La.	H W, 39-16
1-18	YMGC (N.O.)	H W, 24-11
1-23	Louisiana College	H W, 30-4
2-6	YMCA (N.O.)	H W, 55-18
2-12	Mississippi State	H W, 24-12
2-13	Mississippi State	H L, 14-15
2-19	Tulane	H W, 28-17
2-20	Tulane	H W, 37-19

1915-16 RECORD: 14-10, 6-7

Coach: Dr. C. C. Stroud

DATE	OPPONENT	RESULTS
12-11	Jefferson College	H W, 55-18
12-18	Southwestern La.	A W, 44-14
12-18	Southwestern La.	A W, 69-13
12-20	Louisiana College	A W, 14-11
12-21	Louisiana College	A W, 20-19
12-23	La. Normal ^	A W, 24-23
1-8	YMCA (N.O.)	H W, 42-26
1-14	Alabama	H L, 25-44
1-15	Alabama	H L, 25-39
1-22	Mississippi State	H W, 31-21
1-29	YMGC (N.O.)	H W, 39-22
2-4	Tulane	H L, 21-24
2-5	Tulane	H L, 18-22
2-7	Miss. State	A L, 17-23
	Ole Miss	A W, 55-29
	Alabama	A W, 25-18
	Birmingham AC	A L, 30-39
2-10	Auburn	A L, 23-24
	Columbus AC	A L, 21-42
	Atlanta AC	A L, 16-64
2-18	Tulane	A L, 14-26
2-19	Tulane	A W, 19-16
2-23	Rice	H W, 29-21
2-24	Rice	H W, 25-17

1916-17 RECORD: 20-2, 11-0

Coach: Dr. C. C. Stroud

DATE	OPPONENT	RESULTS
12-19	Louisiana College	A W, 33-20
12-20	La. Normal	A L, 13-21
12-21	Shreveport AC	A W, 19-17
1-6	SW Louisiana ^	H W, 52-13
1-13	YMGC	H W, 54-22
1-18	Texas A&M	H W, 24-15
1-19	Texas A&M	H W, 30-14
1-26	Mississippi State	H W, 36-28
1-27	Mississippi State	H W, 38-17
2-3	Shreveport AC	H W, 39-24
2-5	Alabama	H W, 34-7
2-6	Millsaps	H W, 95-7
2-9	Tulane	A W, 37-20
2-10	Tulane	A W, 27-18
2-12	Spring Hill	A W, 34-24
2-12	YMCA (Mobile)	A L, 18-37
2-13	Auburn	A W, 37-13
2-14	Birmingham AC	A W, 37-23
2-16	Alabama	A W, 38-9
2-17	Millsaps	A W, 57-11
2-23	Tulane	H W, 46-27
2-24	Tulane	H W, 26-20

1917-18 RECORD: 12-1, 3-0

Coach: Dr. C. C. Stroud

DATE	OPPONENT	RESULTS
12-2	La. Normal ^	A W, 38-25
12-3	Shreveport AC	A W, 51-20
12-13	Jefferson College	H W, 42-18
1-11	SW Louisiana ^	A W, 36-7
1-11	St. Charles	A W, 61-17
1-18	Auburn	H W, 43-31
1-19	Auburn	H W, 34-27
2-1	Navy Res. (NO)	H W, 64-8
2-6	Millsaps	A W, 66-10
2-6	Miss. College	A W, 41-24
2-8	Birmingham AC	A L, 23-33
2-8	Birmingham AC	A W, 33-22
2-9	Alabama	A W, 28-25

COACH R. E. EDMONDS

1 SEASON • 1919

1-0 (1.000)

1919 RECORD: 1-0, 0-0

Coach: R. E. Edmonds

DATE	OPPONENT	RESULTS
2-1	Jefferson Col. (H)	W 66-18

COACH C. C. STROUD

6 SEASONS

1913-1918, 1919-1920

82-21 (.796)

1919-20 RECORD: 19-2, 8-2

Coach: Dr. C. C. Stroud

DATE	OPPONENT	RESULTS
12-30	Jefferson Col. (H)	W 46-15
12-31	Jefferson Col. (H)	W 57-24
1-3	YMGC (NO) (H)	W 47-19
1-10	St. Stanislaus (A)	W 47-21
	La. College (A)	W 35-20
1-24	Mississippi St. (H)	W 27-12
1-30	La. College (H)	W 63-19
1-31	La. College (H)	W 39-15
2-3	Spring Hill (H)	W 64-16
2-6	Tulane (A)	W 35-19
2-7	Tulane (A)	W 29-10
2-9	Alabama (A)	W 30-11
2-10	B'mingham AC (A)	W 28-19
2-11	Georgia (A)	L 15-32
2-12	Mercer (A)	W 33-22
2-13	Auburn (A)	L 21-33
2-14	YMCA (Mobile) (A)	W 26-22
2-14	Spring Hill (A)	W 38-9
2-23	Alabama (H)	W 44-19
2-27	Tulane (H)	W 37-12
2-28	Tulane (H)	W 37-12

SIC Era

COACH BRANCH BOCOCK

1 SEASON • 1921

19-4 (.826)

1921 RECORD: 19-4, 5-2

Coach: Branch Bocock

DATE	OPPONENT	RESULTS
1-8	La. Normal ^	H W, 29-25
1-10	Loyola (N.O.)	H W, 74-12
1-15	YMHA (N.O.)	H W, 42-20
1-21	SW Louisiana ^	H W, 47-11
1-25	Texas A&M	H W, 30-28
1-26	Texas A&M	H W, 31-30
1-29	Navy (Pensacola)	H W, 54-12
1-30	Navy (Pensacola)	H W, 51-41
2-1	Spring Hill	H W, 29-24
2-2	Spring Hill	H W, 31-17
2-4	Tulane	H W, 42-27
2-5	Tulane	H W, 52-24
2-11	SW Louisiana ^	H W, 61-8
2-18	Ole Miss	H L, 22-23
2-19	Ole Miss	H W, 46-13
2-21	Texas A&M	A W, 24-16
2-22	Texas A&M	A L, 19-49
2-23	Baylor	A L, 20-32
2-24	Baylor	A W, 34-33
2-25	YMCA (Houston)	A W, 49-19
2-26	Rice	A W, 35-23
3-4	Tulane	A L, 29-31
3-5	Tulane	A W, 27-20

COACH FRANK "TAD" GORMLEY

2 SEASONS • 1922-23

25-11 (.694)

1922 RECORD: 15-1, 3-1

Coach: Frank "Tad" Gormley

DATE	OPPONENT	RESULTS
1-10	SW Louisiana ^	H W, 41-8
1-11	SW Louisiana ^	H W, 29-17
1-13	Louisiana College	H W, 52-26
1-14	Louisiana College	H W, 50-22
1-20	La. Normal ^	H W, 32-15
1-21	La. Normal ^	H W, 40-3
1-27	Tulane	A W, 18-15
1-28	Tulane	A W, 26-18
2-1	Spring Hill	H W, 27-26
2-2	Spring Hill	H W, 16-15
2-10	YMCA (Houston)	A W, 29-27
2-11	YMCA (Houston)	A W, 28-22
2-15	Miss. College	H W, 29-20

2-16	Miss. College	H W, 26-18
2-20	Tulane	H L, 23-39
2-21	Tulane	H W, 34-19

1923 RECORD: 10-10, 0-6

Coach: Frank "Tad" Gormley

DATE	OPPONENT	RESULTS
1-7	Stanocolas	H L, 17-35
1-10	La. College	H W, 23-22
1-11	La. College	H W, 33-22
1-15	Mississippi St.	H L, 25-36
1-16	Mississippi St.	H L, 20-35
1-19	SW Louisiana ^	H W, 25-22
1-24	Miss. College	H W, 27-17
1-25	Miss. College	H W, 19-14
1-31	Spring Hill	H L, 21-23
2-1	Spring Hill	H W, 36-20
2-5	Millsaps	H W, 32-10
2-6	Millsaps	H W, 34-23
2-9	Tulane	H L, 24-33
2-10	Tulane	H L, 18-28
2-16	Tulane	A L, 23-40
2-17	Tulane	A L, 11-34
2-22	Stanocolas	H W, 46-20
2-26	Vanderbilt-1	N L, 10-36
2-28	Spring Hill	A L, 24-26
3-1	Spring Hill	A W, 20-18

COACH "MOON" DUCOTE

1 SEASON • 1924

8-1

Year-by-Year Records

1-15	Ole Miss	H	W, 27-24
1-16	Ole Miss	H	L, 19-43
1-22	Vanderbilt	H	W, 24-23
1-25	Alabama	A	L, 15-26
1-26	Alabama	A	W, 28-22
1-27	St. Stanislaus	A	L, 19-38
1-28	St. Stanislaus	A	L, 21-27
2-5	Tulane	H	W, 30-23
2-6	Tulane	H	L, 23-24
2-12	La. Normal ^	H	L, 27-35
2-13	La. Normal ^	H	L, 21-23
2-19	Tulane	A	L, 29-32
2-20	Tulane	A	L, 13-22

1927 RECORD: 7-9, 3-5

Coach: Harry Rabenhorst

DATE	OPPONENT	RESULTS
1-8	Sewanee	H W, 26-23
1-14	Ole Miss	H L, 16-36
1-15	Ole Miss	H W, 22-21
1-21	Louisiana College	A L, 19-35
1-22	Louisiana College	A W, 23-20
1-28	Loyola (N.O.)	H L, 15-16
1-29	Loyola (N.O.)	H W, 42-18
2-4	Tulane	A L, 20-27
2-5	Tulane	A L, 9-36
2-10	Georgia Tech	H W, 29-27
2-11	Loyola (N.O.)	A L, 26-41
2-12	Loyola (N.O.)	A L, 19-27
2-18	Tulane	H L, 20-25
2-19	Tulane	H L, 20-23
2-21	SW Louisiana ^	H W, 34-22
2-22	SW Louisiana ^	H W, 29-12

1928 RECORD: 14-4, 7-3

Coach: Harry Rabenhorst

DATE	OPPONENT	RESULTS
1-6	SW Louisiana ^	H W, 40-17
1-7	SW Louisiana ^	H W, 36-17
1-13	Ole Miss	H W, 20-17
1-14	Ole Miss	H W, 36-25
1-25	Ole Miss	A L, 23-33
1-26	Ole Miss	A W, 34-33
1-27	Mississippi State	A L, 26-46
1-28	Mississippi State	A L, 23-29
1-30	Louisiana Tech	H W, 40-23
1-31	Louisiana Tech	H W, 37-28
2-3	Tulane	H W, 47-13
2-4	Tulane	H W, 41-18
2-10	Louisiana College	H W, 47-17
2-11	Louisiana College	H W, 47-22
2-17	Tulane	A W, 36-20
2-18	Tulane	A W, 39-25
2-23	North Carolina-1	N W, 44-38
2-25	Ole Miss-1	N L, 28-55

1929 RECORD: 8-13, 5-9

Coach: Harry Rabenhorst

DATE	OPPONENT	RESULTS
1-7	SW Louisiana ^	H W, 23-17
1-8	SW Louisiana ^	H W, 29-22
1-11	Ole Miss	H L, 21-42
1-12	Ole Miss	H L, 17-34
1-14	Louisiana College	A W, 32-31
1-15	Louisiana College	A L, 43-44
1-18	Ole Miss	A L, 24-28
1-19	Ole Miss	A L, 25-30
1-28	Auburn	A W, 45-28
1-29	Auburn	A W, 65-28
1-30	Alabama	A L, 16-38
1-31	Alabama	A L, 28-37
2-4	Mississippi State	H L, 16-26
2-5	Mississippi State	H W, 39-29
2-11	SW Louisiana ^	A L, 34-36
2-12	SW Louisiana ^	A L, 23-25
2-15	Tulane	A L, 37-40
2-16	Tulane	A W, 28-21
2-22	Tulane	H W, 37-35
2-23	Tulane	H L, 32-33
2-28	Wash & Lee-1	N L, 22-32

1930 RECORD: 10-11, 6-7

Coach: Harry Rabenhorst

DATE	OPPONENT	RESULTS
1-3	Louisiana College	A L, 41-53
1-4	Louisiana College	A L, 15-55
1-9	Miss. College	A L, 24-27
1-10	Ole Miss	A L, 27-31
1-11	Ole Miss	A W, 31-21
1-17	Ole Miss	H L, 24-47
1-18	Ole Miss	H L, 29-32
1-24	Louisiana Tech	A W, 37-31
1-25	Louisiana Tech	A W, 42-27
2-1	Miss. State-2	N W, 32-24

2-3	Alabama	A	L, 20-37
2-4	Alabama	A	L, 22-28
2-7	Auburn	H	W, 44-27
2-8	Auburn	H	W, 49-45
2-10	Spring Hill	H	W, 53-17
2-11	Spring Hill	H	W, 52-14
2-14	Tulane	H	W, 35-30
2-15	Tulane	H	W, 24-15
2-21	Tulane	A	L, 25-27
2-22	Tulane	A	L, 27-30
3-3	Duke-1	N	L, 34-43

1931 RECORD: 7-8, 4-4

Coach: Harry Rabenhorst

DATE	OPPONENT	RESULTS
1-10	New Orleans AC	H L, 35-41
1-13	Miss. College	A W, 46-34
1-15	Ole Miss	A W, 26-24
1-16	Ole Miss	A L, 29-30
1-22	Alabama	H L, 26-40
1-23	Alabama	H L, 28-37
1-30	SW Louisiana ^	H L, 26-40
1-31	SW Louisiana ^	H L, 29-34
2-6	Southern Miss	H W, 46-35
2-7	Southern Miss	H W, 47-31
2-13	Tulane	A L, 23-38
2-14	Tulane	A W, 39-31
2-20	Tulane	H W, 49-30
2-21	Tulane	H W, 48-27
2-23	Maryland-1	N L, 34-37

1932 RECORD: 11-9, 8-8

Coach: Harry Rabenhorst

DATE	OPPONENT	RESULTS
1-8	SW Louisiana ^	H W, 44-23
1-9	SW Louisiana ^	H W, 50-35
1-15	Ole Miss	A W, 37-34
1-16	Ole Miss	A L, 22-24
1-18	Mississippi State	H L, 28-29
1-19	Mississippi State	H W, 40-15
1-22	Alabama	A L, 25-34
1-23	Alabama	A L, 25-37
1-25	Mississippi State	A W, 30-26
1-26	Mississippi State	A W, 33-29
1-29	Ole Miss	H W, 55-53
1-30	Ole Miss	H L, 33-35
2-8	Auburn	H L, 34-48
2-9	Auburn	H L, 30-34
2-11	Tulane	H W, 32-25
2-12	Tulane	H W, 34-22
2-19	Tulane	A W, 29-26
2-20	Tulane	A L, 29-33
2-26	Georgia Tech-1	A W, 36-33
2-27	Auburn-1	N L, 22-30

SEC Era

1933 RECORD: 15-8, 13-7

Coach: Harry Rabenhorst

DATE	OPPONENT	RESULTS
1-4	Alabama	H W, 32-27
1-5	Alabama	H L, 36-40
1-11	Mississippi State	A W, 32-28
1-12	Mississippi State	A W, 49-26
1-13	Ole Miss	A L, 37-40
1-14	Ole Miss	A L, 32-34
1-17	Mississippi State	H W, 45-40
1-18	Mississippi State	H W, 37-33
1-20	Sewanee	A W, 50-30
1-21	Sewanee	A W, 57-45
1-23	Vanderbilt	A L, 34-54
1-24	Vanderbilt	A L, 26-52
1-25	Auburn	A W, 26-25
1-26	Auburn	A L, 24-25
2-10	Tulane	A L, 31-44
2-11	Tulane	A W, 46-28
2-13	Ole Miss	H W, 53-33
2-14	Ole Miss	H W, 50-33
2-17	Tulane	H W, 50-38
2-18	Tulane	H W, 51-37
2-20	Auburn-3	N W, 57-33
2-21	Tennessee-3	N W, 55-43
2-22	Kentucky-3	N L, 38-51

1934 RECORD: 13-4, 13-3

Coach: Harry Rabenhorst

DATE	OPPONENT	RESULTS
1-5	Sewanee	H W, 80-20
1-6	Sewanee	H W, 60-9
1-9	Mississippi State	A L, 46-47
1-10	Mississippi State	A W, 48-23
1-12	Alabama	A L, 33-36

1-13	Alabama	A	L, 29-37
1-19	Tulane	H	W, 29-25
1-20	Tulane	H	W, 48-26
2-5	Auburn	H	W, 40-17
2-6	Auburn	H	W, 38-16
2-8	Mississippi State	H	W, 54-39
2-9	Mississippi State	H	W, 61-30
2-12	Ole Miss	H	W, 52-33
2-13	Ole Miss	H	W, 49-39
2-16	Tulane	A	W, 43-22
2-17	Tulane	A	W, 36-21
3-3	Tennessee-3	N	L, 35-42

1935 AMERICAN LEAGION BOWL NATIONAL CHAMPION SEC CHAMPION

1934-35 RECORD: 14-1, 12-0

Coach: Harry Rabenhorst

DATE	OPPONENT	RESULTS
12-18	SW Louisiana ^	H W, 54-30
1-7	Alabama	H W, 34-32
1-8	Alabama	H W, 41-39
1-19	Rice	A L, 47-56
2-4	Ole Miss	H W, 47-32
2-5	Ole Miss	H W, 47-33
2-8	Tulane	A W, 34-16
2-9	Tulane	A W, 35-24
2-13	Mississippi State	H W, 67-32
2-14	Mississippi State	H W, 46-39
2-15	Vanderbilt	H W, 56-41
2-16	Vanderbilt	H W, 40-31
2-22	Tulane	H W, 65-20
2-23	Tulane	H W, 64-23
4-13	Pittsburgh-4	N W, 41-37

1935-36 RECORD: 10-10, 9-6

Coach: Harry Rabenhorst

DATE	OPPONENT	RESULTS
12-18	SW Louisiana ^	H W, 43-28
12-23	Georgia	H W, 46-34
1-2	Pittsburgh-5	N L, 47-52
1-10	Alabama	A L, 25-37
1-11	Alabama	A L, 34-43
1-13	Mississippi State	A L, 38-49
1-14	Mississippi State	A W, 32-30
1-23	Rice	H L, 38-42
1-24	Rice	H L, 30-38
1-31	Ole Miss	H W, 54-37
2-1	Ole Miss	H L, 46-51
2-7	Tulane	H W, 52-27
2-8	Tulane	H W, 49-26
2-10	Mississippi State	H W, 43-37
2-11	Mississippi State	H W, 45-40
2-14	Ole Miss	A L, 47-59
2-15	Ole Miss	A L, 51-69
2-21	Tulane	A W, 50-30
2-22	Tulane	A W, 46-22
2-28	Alabama-6	N L, 30-52

1936-37 RECORD: 13-7, 7-6

Coach: Harry Rabenhorst

DATE	OPPONENT	RESULTS
12-16	SW Louisiana ^	H W, 44-19
1-6	Alabama	H W, 43-33
1-7	Alabama	H W, 47-27
1-8	Rice	A W, 32-29
1-9	Rice	A W, 38-37
1-13	Ole Miss	A L, 47-50
1-14	Ole Miss	A L, 27-40
1-16	Mississippi State	A L, 36-53
1-20	Louisiana Tech	H W, 54-24
1-21	Louisiana Tech	H W, 35-34
2-1	Auburn	A L, 24-37
2-2	Auburn	A W, 54-34
2-5	Tulane	H W, 42-31
2-6	Tulane	H W, 46-42
2-12	Loyola (N.O.)	H W, 46-31
2-15	Mississippi State	H W, 42-41
2-16	Mississippi State	H L, 38-39
2-19	Tulane	A W, 37-31
2-20	Tulane	A L, 32-52
2-26	Kentucky-6	N L, 37-57

1937-38 RECORD: 10-10, 7-6

Coach: Harry Rabenhorst

DATE	OPPONENT	RESULTS
12-13	SW Louisiana ^	H W, 31-26
12-16	Southern Cal	H L, 38-54
12-17	Southern Cal	H L, 26-50
1-7	Rice	H L, 38-45

1-8	Rice	H	W, 58-38
1-14	Ole Miss	H	L, 48-59
1-15	Ole Miss	H	L, 44-47
1-31	Mississippi State	H	W, 38-33
2-1	Mississippi State	H	W, 31-22
2-4	Georgia Tech	H	W, 47-35
2-7	Alabama	A	L, 33-41
2-8	Alabama	A	L, 32-33
2-14	Mississippi State	A	W, 66-44
2-15	Mississippi State	A	L, 46-63
2-18	Tulane	A	W, 44-42
2-19	Tulane	A	W, 31-27
2-25	Tulane	H	W, 42-31
2-26	Tulane	H	L, 39-41
3-3	Auburn-7	H	W, 60-34
3-4	Ole Miss-7	H	L, 41-68

1938-39 RECORD: 13-7, 10-5

Coach: Harry Rabenhorst

DATE	OPPONENT	RESULTS
12-14	Rice	A L, 32-34
12-15	Rice	A W, 30-27
1-6	Alabama	H W, 33-29
1-7	Alabama	H L, 30-39
1-9	Ole Miss	A W, 42-41
1-10	Ole Miss	A W, 42-34
1-30	Mississippi State	A W, 48-32
1-31	Mississippi State	A L, 29-31
2-3	Mississippi State	H W, 47-45
2-4	Mississippi State	H W, 54-33
2-9	Georgia Tech	A L, 35-37
2-13	Ole Miss	H W, 50-48
2-14	Ole Miss	H W, 59-18
2-17	Tulane	H W, 36-33
2-18	Tulane	H L, 33-36
2-23	Tulane	A L, 30-36
2-24	Tulane	A W, 41-31
3-2	Georgia-6	N W, 50-28
3-2	Sewanee-6	N W, 55-35
3-3	Kentucky-6	N L, 34-53

1939-40 RECORD: 10-8, 8-4

Coach: Harry Rabenhorst

DATE	OPPONENT	RESULTS
12-18	Rice	H L, 39-56
12-19	Rice	H L, 51-61
1-5	Auburn	H W, 50-39
1-6	Auburn	H L, 26-42
1-12	Ole Miss	A W, 51-47
1-13	Mississippi State	A L, 37-49
1-15	Alabama	A W, 33-28
1-29	Mississippi State	H W, 55-42
2-2	Georgia Tech	H L, 33-34
2-5	DePaul	A L, 28-53
2-7	SWestern (Tenn.)-8	N W, 61-41
2-10	Ole Miss	H L, 33-45
2-15	Tulane	A W, 34-31
2-16	Tulane	A W, 35-29
2-22	Tulane	H W, 42-39
2-23	Tulane	H W, 40-39
2-29	Alabama-6	N L, 25-51
2-29	Tulane-6	N W, 57-44

1940-41 RECORD: 9-9, 7-5

Coach: Harry Rabenhorst

DATE	OPPONENT	RESULTS
12-10	SW Louisiana ^	H L, 30-39
12-16	Bogalusa	H W, 52-43
1		

Year-by-Year Records

1-12	Alabama	A	L, 28-40
1-17	Ole Miss	H	L, 42-51
1-24	Mississippi State	H	W, 51-40
2-6	Georgia Tech	H	W, 54-41
2-12	Tulane	H	W, 51-46
2-13	Tulane	H	W, 50-49
2-17	Auburn	H	W, 63-49
2-19	Tulane	A	W, 48-44
2-20	Tulane	A	W, 31-21
2-27	Alabama-9	N	L, 31-45 OT

COACH DALE MOREY 2 SEASONS • 1942-44 28-19 (.596)

1942-43 RECORD: 18-4, 11-2

Coach: Dale Morey

DATE	OPPONENT	RESULTS
12-11	Harding Field	H W, 92-42
12-17	Rice	A L, 26-56
12-18	Rice	A W, 62-60
12-19	Con. Steel	A W, 49-23
1-4	Alabama	H W, 36-32
1-8	Ole Miss	A W, 54-34
1-9	Miss. State	A L, 40-48
1-11	Alabama	A W, 32-29
1-16	Ole Miss	H W, 51-39
1-19	Miss. State	H W, 61-40
1-30	Livingston	A W, 101-50
2-2	Georgia	A W, 54-39
2-3	Georgia Navy	A W, 50-34
2-5	Georgia Tech	A L, 44-45
2-6	Auburn	A W, 62-37
2-11	Tulane	A W, 91-57
2-12	Tulane	A W, 59-57
2-19	Tulane	H W, 35-34
2-20	Tulane	H W, 46-40
2-25	Auburn-9	N W, 67-38
2-26	Alabama-9	N W, 47-41
2-27	Tennessee-9	N L, 38-52

1943-44 RECORD: 10-15, 0-4

Coach: Dale Morey

DATE	OPPONENT	RESULTS
12-20	Harding Field	A W, 54-29
1-8	Alexandria AB	H L, 24-28
1-12	Camp Van Dorn	H W, 51-15
1-14	Houma Navy	H W, 43-31
1-19	Keesler Field	A L, 38-56
1-20	Gulfpport Field	A L, 40-44
1-21	Pensacola Navy	A L, 30-69
1-22	Pensacola Navy	A L, 37-60
1-26	Harding Field	H L, 48-50
1-28	Barksdale AFB	H L, 44-47
2-1	LSU ASTU	H W, 37-25
2-3	Houma Navy	A W, 36-27
2-5	Bergstrom Field	H W, 53-46
2-8	Camp Van Dorn	A W, 42-38
2-9	Tulane	H L, 42-43
2-10	Tulane	H L, 37-38
2-11	Alexandria AB	A W, 42-29
2-12	Selman Field	A L, 34-36
2-14	Barksdale AFB	A W, 46-41
2-16	Tulane	A L, 39-41
2-17	Tulane	A L, 44-66
2-19	SW Louisiana ^	H L, 40-62
2-21	SW Louisiana ^	H L, 37-60
2-25	LSU ASTU	H W, 65-45
3-3	Kentucky-9	N L, 28-55

COACH JESSE FATHERREE, A. L. SWANSON 1 SEASON • 1944-45 FATHERREE 11-7 (.611) SWANSON 4-2 (.667)

1944-45 RECORD: 15-9, 3-3

Coaches: Jesse Fatherree, A. L. Swanson

DATE	OPPONENT	RESULTS
12-22	Alexandria Air	A L, 31-55
1-5	Alexandria Air	H L, 54-63
1-6	SW Louisiana ^	H W, 44-42
1-8	Keesler Field	A L, 53-60
1-9	Gulfpport Navy	A L, 41-73
1-13	Camp Polk	H W, 56-44
1-15	Mississippi State	A L, 39-47
1-16	Jackson AFB	A W, 50-32
1-17	Louisiana Tech	A W, 43-38

1-20	DuPont-Ethyl	H	W, 82-52
1-24	SW Louisiana ^	A	W, 59-44
1-29	Mississippi State	H	W, 62-27
2-1	Tulane	A	L, 43-45
2-2	Tulane	A	L, 32-44
2-5	Keesler Field	H	W, 60-57
2-7	Louisiana Tech	H	W, 83-56
2-9	Tulane	H	W, 50-44
2-10	Tulane	H	W, 61-55
2-14	Hammond Air	A	W, 66-36
2-17	Algiers Navy	H	W, 84-69
2-20	Gulfpport Navy	H	L, 62-84
2-23	N'western St.-10	N	W, 44-40
2-24	Northwestern St.	A	W, 70-34
3-2	Kentucky-9	N	L, 37-63

COACH HARRY RABENHORST 29 SEASONS • 1926-42, 1945-57 340-264 (.563)

1945-46 RECORD: 18-3, 8-0

Coach: Harry Rabenhorst

DATE	OPPONENT	RESULTS
12-12	Texas A&M	H W, 51-50
12-17	Keesler Field	A L, 58-69
12-18	Keesler Field	A W, 78-61
12-19	Pensacola Navy	A W, 66-58
1-4	Selman Field	H W, 63-50
1-9	Keesler Field	H W, 56-39
1-11	Mississippi State	A W, 54-30
1-12	Ole Miss	A W, 53-23
1-14	Alabama	A W, 48-26
2-1	Navy (N.O.)	H W, 58-47
2-4	Ole Miss	H W, 60-35
2-8	Mississippi State	H W, 73-31
2-11	Louisiana Tech	H W, 58-43
2-13	Corpus Christi	H L, 46-51
2-16	Alabama	H W, 44-30
2-21	Tulane	H W, 54-45
2-23	Tulane	A W, 52-36
2-28	Tulane-9	N W, 74-29
3-1	Ole Miss-9	N W, 69-34
3-2	Georgia-9	N W, 60-41
3-2	Kentucky-9	N L, 36-59

1946-47 RECORD: 17-4, 8-2

Coach: Harry Rabenhorst

DATE	OPPONENT	RESULTS
12-4	Keesler Field	H W, 81-48
12-14	Baylor	H W, 61-34
12-19	St. Francis Pa.-11	N W, 62-57
12-21	Canisius	A L, 50-59
12-30	Tulane	A W, 54-51
1-4	Rice	H W, 60-35
1-10	Ole Miss	A W, 54-43
1-11	Mississippi State	A W, 61-57
1-13	Alabama	A L, 38-45
1-17	Tulane	A L, 38-40
1-20	Loyola (N.O.)	A W, 44-43
1-29	Vanderbilt-12	N W, 62-52
2-3	Ole Miss	H W, 63-43
2-7	Alabama	H W, 54-43
2-14	Mississippi State	H W, 64-49
2-15	Auburn	H W, 74-53
2-21	Tulane	H W, 55-40
2-24	Loyola (N.O.)	H W, 61-47
2-27	Ole Miss-9	N W, 61-36
2-28	Florida-9	N W, 60-45
2-28	Tulane-9	N L, 50-63

1947-48 RECORD: 8-18, 4-8

Coach: Harry Rabenhorst

DATE	OPPONENT	RESULTS
12-4	Spring Hill	H W, 72-43
12-8	Rice	A L, 55-58
12-9	Texas-13	N L, 31-50
12-13	Canisius	A L, 44-59
12-15	Long Island-14	N L, 47-67
12-29	Texas A&M-15	N L, 44-45
12-30	Hardin-Simmons-15	N W, 62-46
12-31	TCU-15	A W, 52-46
1-5	Florida	H L, 36-38
1-9	Rice	H W, 43-40
1-10	Georgia Tech	H L, 40-52
1-13	Tulane	H L, 42-54
1-17	Vanderbilt	H W, 56-54
1-19	Loyola (N.O.)	A L, 42-49
1-24	Auburn	A L, 48-51
1-26	Georgia Tech	A W, 54-46
1-27	Alabama	A L, 43-49

1-31	Mississippi State	A	L, 49-53
2-2	Ole Miss	A	L, 37-49
2-13	Mississippi State	H	W, 65-40
2-16	Loyola (N.O.)	H	L, 45-46
2-20	Tulane	A	L, 41-50
2-23	Ole Miss	H	W, 52-50
2-27	Tennessee-16	N	L, 48-56
3-1	Alabama	H	L, 32-37
3-5	Kentucky-9	N	L, 47-63

1948-49 RECORD: 15-10, 7-6

Coach: Harry Rabenhorst

DATE	OPPONENT	LSU	OPP	RESULTS
		RANK	RANK	
11-28	Keesler Field	H		W, 85-33
12-3	Texas	H		L, 45-60
12-4	Rice-17	N		L, 39-51
12-10	Keesler Field	A		W, 95-42
12-11	Florida	A		W, 52-50
12-13	Spring Hill	A		W, 49-48
12-17	Texas A&M	H		W, 58-55
12-21	Louisville	A		L, 44-79
1-3	Loyola (N.O.)	A		W, 56-52
1-8	Georgia Tech	H		W, 65-59
1-10	Mississippi St.	H		W, 64-40
1-14	Tulane	A	8	L, 51-71
1-20	Alabama	H		W, 51-44
1-29	Mississippi St.	A		L, 42-48
1-31	Ole Miss	A		W, 58-48
2-5	Alabama	A		L, 45-56
2-7	Georgia Tech	A		W, 72-63
2-12	Ole Miss	H		W, 49-38
2-14	Loyola (N.O.)	H		W, 63-41
2-19	Vanderbilt	A		L, 51-61
2-21	Tennessee	A		L, 72-81
2-25	Tulane	H	6	L, 45-72
3-4	Ga. Tech-9	N		W, 55-53
3-4	Vanderbilt-9	N		W, 60-56
3-5	Tulane-9	N	7	L, 63-72

1949-50 RECORD: 13-12, 5-8

Coach: Harry Rabenhorst

DATE	OPPONENT	LSU	OPP	RESULTS
		RANK	RANK	
11-25	Keesler Field	H		W, 62-46
11-29	Pensacola Navy	H		W, 69-48
12-3	Saint Joseph's	A		L, 59-61
12-6	St. John's-18	N		L, 49-80
12-9	Arkansas	H		W, 62-46
12-10	Rice-17	N		W, 49-44
12-17	Florida	H		W, 73-49
12-19	Ole Miss	H		W, 74-61
12-22	Louisville-139	N		L, 65-75
1-4	Loyola (N.O.)	H		W, 62-56
1-6	Georgia Tech	H		W, 63-52
1-9	Loyola (N.O.)	A		W, 51-47
1-13	Tulane	H		L, 70-75
1-20	Alabama	H		L, 52-60
1-28	Ole Miss	A		L, 65-75
1-30	Mississippi St.	A		L, 41-48
2-4	Auburn	A		L, 66-70
2-6	Georgia Tech	A		L, 58-85
2-13	Auburn	H		W, 76-61
2-17	Mississippi St.	H		W, 68-58
2-20	Tennessee	H		L, 65-67
2-24	Tulane	A		L, 71-77
3-2	Florida-9	N		W, 66-57
3-3	Auburn-9	N		W, 73-45
3-4	Tennessee-9	N		L, 79-81 OT

1950-51 RECORD: 10-14, 7-8

Coach: Harry Rabenhorst

DATE	OPPONENT	LSU	OPP	RESULTS
		RANK	RANK	
12-6	Keesler Field	H		W, 72-41
12-9	Florida	A		W, 77-59
12-11	Miami (Fla.)	A		L, 62-68
12-15	Mississippi St.	A		L, 69-94
12-16	Ole Miss	A		L, 67-72
12-22	Texas-19	N		L, 53-68
12-23	Alabama-19	N		W, 64-58
12-26	Santa Clara	A		W, 59-52
12-28	Southern Cal	A		L, 76-78
12-30	UCLA	A		L, 66-95
1-5	Georgia Tech	H		W, 68-49
1-6	Miss. State	H		W, 76-61
1-15	Tennessee	H		W, 68-61
1-20	Vanderbilt	H		L, 61-69
1-31	Kentucky	H	1	L, 59-81
2-3	Alabama	A		L, 67-94
2-5	Auburn	A		W, 75-74
2-6	Georgia	A		L, 65-68
2-10	Tulane	A		L, 54-69

2-15	Arkansas-20	N	L, 50-64
2-17	Ole Miss	H	L, 48-69
2-23	Tulane	H	W, 51-46
3-2	Ole Miss-9	N	W, 62-57
3-3	Vanderbilt-9	N	L, 63-75

1951-52 RECORD: 17-7, 9-6

Coach: Harry Rabenhorst

DATE	OPPONENT	LSU	OPP	RESULTS
		RANK	RANK	
11-27	Keesler Field	H		W, 78-50
12-3	Rice	A		W, 68-60
12-5	B'ham-So	H		W, 77-40
12-8	Alabama	H		W, 68-61
12-12	Miss. St.	A		L, 54-59
12-13	Ole Miss	A		W, 81-69
12-17	Texas	H		W, 59-55
1-2	Loyola (N.O.)	H		W, 77-60
1-5	Kentucky	A	4	L, 47-57
1-7	Vanderbilt	A		L, 47-58
1-14	Mississippi St.	H		W, 103-78
1-18	Georgia	H		W, 98-60
1-26	Tulane	A		L, 66-71
1-30	Ole Miss	A		L, 65-68
2-2	Tennessee	A		L, 68-82
2-4	Georgia Tech	A		W, 73-51
2-9	Tulane	H		W, 78-66
2-16	Auburn	H		W, 70-64
2-18	Ole Miss	H		W, 78-67
2-23	Florida	H		W, 65-57
2-28	Miss. St.-9	N		W, 77-44
2-29	Ole Miss-9	N		W, 75-60
3-1	Florida-9	N		W, 77-69
3-1	Kentucky-9	N	1	L, 43-44

SEC CHAMPIONS NCAA FINAL FOUR

1952-53 RECORD: 22-3, 13-0

Coach: Harry Rabenhorst

DATE	OPPONENT	LSU	OPP	RESULTS
		RANK	RANK	
12-5	Birmingham-So	H		W, 98-38
12-				

Year-by-Year Records

2-15	Vanderbilt	A	17	W, 82-69
2-20	Auburn	H	13	W, 77-59
2-22	Alabama	H	13	W, 79-61
2-27	Mississippi St.	A	12	W, 61-57
3-1	Ole Miss	A	12	W, 76-53
3-6	Tulane	A	7	W, 63-52
3-9	Kentucky-23	N	8	1 L, 56-63
3-12	Penn State-24	N	8	L, 70-78
3-13	Indiana-24	N	8	2 L, 62-73

1954-55 RECORD: 6-18, 3-11

Coach: Harry Rabenhorst

DATE	OPPONENT	LSU RANK	OPP RANK	RESULTS
12-1	La. College	H		W, 80-63
12-4	Kentucky	A		L, 58-74
12-6	Kansas	A		L, 58-83
12-11	Rice	H		L, 72-79
12-13	Texas A&M	H		W, 73-61
12-18	Wisconsin	A		L, 68-107
12-20	Northwestern	A		L, 66-83
1-3	North Carolina	H		W, 84-77
1-8	Georgia	A		L, 70-76 OT
1-10	Florida	A		L, 73-78
1-15	Tennessee	H		L, 68-76
1-17	Kentucky	H	1	L, 62-64
1-20	Texas A&M	A		L, 47-58
1-29	Mississippi St.	A		W, 67-63
1-31	Ole Miss	A		L, 69-89
2-5	Tulane	H		L, 57-81
2-7	Loyola (N.O.)	A		L, 68-75
2-12	Georgia Tech	H		L, 72-79 OT
2-14	Vanderbilt	H	20	W, 66-59
2-19	Auburn	A		L, 71-75
2-21	Alabama	A		L, 51-71
2-26	Mississippi St.	H		L, 80-84
2-28	Ole Miss	H		W, 68-65
3-4	Tulane	A		L, 53-82

1955-56 RECORD: 7-17, 5-9

Coach: Harry Rabenhorst

DATE	OPPONENT	LSU RANK	OPP RANK	RESULTS
12-1	La. College	H		L, 79-84
12-3	Kentucky	H		L, 52-62
12-5	SW (Tenn.)	H		W, 72-59
12-10	Texas A&M	A		L, 59-73
12-12	Rice	A		L, 60-85
12-17	Loyola (N.O.)	H		L, 65-71
12-28	Clemson-25	N		L, 95-100
12-29	Georgia-25	N		W, 91-86
1-3	North Carolina	A	5	L, 69-95
1-5	Saint Louis	H		L, 79-110
1-7	Georgia	H		W, 96-77
	Florida	H		W, 91-90
1-14	Kentucky	A	5	L, 65-107
1-16	Tennessee	A		L, 82-91
1-30	Tulane	H		W, 87-66
2-4	Mississippi St.	H		L, 78-87
2-6	Ole Miss	H		W, 100-76
2-11	Vanderbilt	A	4	L, 68-107
2-13	Georgia Tech	A		L, 74-97
	Auburn	H		L, 71-80
	Alabama	H	7	L, 59-77
2-25	Mississippi St.	A		W, 79-71
2-27	Ole Miss	A		L, 70-81
3-2	Tulane	A		L, 68-81

1956-57 RECORD: 6-19, 1-13

Coach: Harry Rabenhorst

DATE	OPPONENT	LSU RANK	OPP RANK	RESULTS
12-3	La. College	H		W, 89-61
12-6	B'ham So.	H		W, 60-59
12-8	Loyola (NO)	H		L, 73-77 OT
12-10	Rice	H		L, 72-87
12-13	SW Tenn.	A		W, 91-77
12-15	Saint Louis	A		L, 52-66
12-19	Baylor	A		W, 84-76
12-22	Loyola (NO)	A		L, 68-75
12-27	VMI-26	N		W, 88-67
12-28	Centenary-26	A		L, 75-83
1-29	NSU-26	N		L, 75-103
1-6	Georgia	A		L, 70-78
1-8	Florida	A		L, 50-74
1-12	Kentucky	H	3	L, 46-51
1-14	Tennessee	H	10	W, 62-61
1-18	Tulane	H		L, 64-66 OT
2-1	Miss. State	A		L, 72-81
2-2	Ole Miss	A		L, 73-79
2-9	Vanderbilt	H	18	L, 66-78
2-11	Georgia Tech	H		L, 60-67
2-16	Auburn	A		L, 62-99
2-18	Alabama	A		L, 70-62
2-22	Miss. State	H	19	L, 76-94

2-23	Ole Miss	H		L, 76-83
3-1	Tulane	A		L, 51-59

COACH JAY MCCREARY

8 SEASONS • 1957-65

82-115 * (.416)

1957-58 RECORD: 7-18, 3-11

Coach: Jay McCreary

DATE	OPPONENT	LSU RANK	OPP RANK	RESULTS
12-3	St. Mary's	H		W, 68-61
12-6	La. College	H		W, 66-62
12-9	Rice	A	16	L, 56-81
12-11	Miami (Fla.)	H		L, 65-73
12-16	Texas Tech	H		L, 72-79
12-18	Florida State	H		W, 67-65
12-19	Lafayette-27	N		W, 80-72
12-20	Alabama-27	N		L, 50-60
12-21	Tennessee-27	N		L, 62-63
12-23	Loyola (N.O.)	A		L, 62-94
1-4	Georgia	H		L, 56-59
1-6	Florida	H		L, 57-81
1-11	Kentucky	A	9	L, 52-97
1-13	Tennessee	A	13	L, 53-75
1-17	Tulane	A		W, 69-63
1-29	Loyola (N.O.)	H		L, 70-82
2-1	Mississippi St.	H	14	L, 54-71
2-3	Ole Miss	H		L, 63-76
2-8	Vanderbilt	A		L, 60-78
2-10	Georgia Tech	A		L, 61-88
2-15	Auburn	H	16	L, 58-76
2-17	Alabama	H		W, 58-49
2-22	Mississippi St.	A	15	L, 72-95
2-24	Ole Miss	A		L, 78-85
2-28	Tulane	A		W, 67-63

1958-59 RECORD: 10-15, 2-12

Coach: Jay McCreary

DATE	OPPONENT	LSU RANK	OPP RANK	RESULTS
12-4	B'ham-So.	H		W, 79-72
12-9	Arkansas-28	N		W, 67-58
12-11	La. College	H		W, 59-53
12-13	Rice	H		L, 56-64
12-15	Texas	H		W, 52-47
12-17	Loyola (N.O.)	H		W, 78-68
12-19	Texas Tech	A		L, 60-73
12-27	Florida State	A		L, 67-82
12-29	Georgia-25	N		W, 63-60
12-30	Ole Miss-25	N		W, 69-55
1-3	Georgia	A		W, 79-66
1-5	Florida	A		L, 63-69
1-10	Kentucky	H	1	L, 61-76
1-12	Tennessee	H	17	L, 58-65
1-16	Tulane	H		L, 59-69
1-27	Loyola (N.O.)	A		W, 70-68
1-31	Mississippi St.	A	11	L, 71-78
2-2	Ole Miss	A		L, 69-80
2-7	Vanderbilt	H		L, 57-72
2-9	Georgia Tech	H		L, 63-64
2-14	Auburn	A	4	L, 67-115
2-16	Alabama	A		L, 84-89
2-21	Mississippi St.	H	5	L, 67-75
2-23	Ole Miss	H		W, 99-93
2-27	Tulane	A		L, 65-77

1959-60 RECORD: 5-18, 3-11

Coach: Jay McCreary

DATE	OPPONENT	LSU RANK	OPP RANK	RESULTS
12-1	Florida State	H		W, 89-78
12-4	La. College	H		W, 73-68
12-10	Loyola (N.O.)	H		L, 65-66 OT
12-12	Rice	A		L, 57-71
12-14	Texas	A		L, 67-84
12-18	Texas Tech	H		L, 65-72
12-29	Georgia-25	N		L, 67-79
12-30	Jacksonville-25	A		L, 63-72
1-2	Florida	H		L, 63-73
1-4	Georgia	H		W, 81-77
1-9	Kentucky	A		L, 45-77
1-11	Tennessee	A		L, 79-103
1-27	Loyola (N.O.)	A		L, 64-74
1-30	Mississippi St.	H		L, 60-71
2-1	Ole Miss	H		L, 61-76
2-6	Vanderbilt	A		L, 68-80
2-8	Georgia Tech	A	6	L, 56-76
2-13	Auburn	H	17	L, 61-63
2-15	Alabama	H		W, 66-53
2-20	Mississippi St.	A		W, 69-64
2-22	Ole Miss	A		L, 70-90
2-25	Tulane	H		L, 58-72

3-2	Tulane	A		L, 54-64
-----	--------	---	--	----------

1960-61 RECORD: 11-14, 6-8

Coach: Jay McCreary

DATE	OPPONENT	LSU RANK	OPP RANK	RESULTS
12-1	Loyola (NO)	H		W, 73-59
12-3	Duke	A	8	L, 74-80 OT
12-5	North Carolina	A	5	L, 61-77
12-10	Rice	H		L, 50-67
12-12	Texas	H		W, 62-59
12-16	Texas Tech	A		W, 73-69OT
12-17	TCU	A		W, 68-62
12-21	Louisville	A	5	L, 53-72
12-29	Furman-29	A		L, 55-56 3OT
12-30	BYU-29	N		L, 57-67
1-7	Florida	A		L, 75-79
1-9	Georgia	A		L, 66-80
1-13	Kentucky	H		W, 73-59
1-14	Tennessee	H		W, 72-60
1-25	Loyola (N.O.)	A		W, 51-49
1-28	Tulane	H		W, 86-66
2-4	Mississippi St.	A		L, 61-77
2-6	Ole Miss	A		W, 75-69
2-11	Georgia Tech	H		W, 63-50
2-13	Vanderbilt	H		W, 65-61
2-18	Auburn	A		L, 65-69
2-20	Alabama	A		L, 60-68
2-25	Mississippi St.	H		L, 54-56
2-27	Ole Miss	H		L, 46-48
3-2	Tulane	A		L, 65-68

1961-62 RECORD: 13-11, 7-7

Coach: Jay McCreary

DATE	OPPONENT	LSU RANK	OPP RANK	RESULTS
11-26	Loyola (N.O.)	H		W, 57-48
12-2	TCU	H		W, 83-58
12-9	Rice	A		L, 67-79
12-11	Texas	A		W, 77-75
12-15	Auburn-30	N		L, 50-67
12-16	Alabama-30	N		W, 72-63
12-21	Arkansas-28	N		L, 81-84 OT
12-29	Louisville-5	N		W, 84-70
12-30	Miss. St.-5	N		L, 51-73
1-6	Florida	H		W, 74-57
1-8	Georgia	H		W, 76-57
1-12	Kentucky	A	3	L, 63-84
1-13	Tennessee	A		W, 73-61
2-1	Loyola (N.O.)	A		W, 77-61
2-3	Miss. St.	H	10	L, 66-87
2-5	Ole Miss	H		W, 70-59
2-10	Georgia Tech	A		W, 52-51
2-12	Vanderbilt	A		L, 67-70
2-17	Auburn	H		L, 50-55
2-19	Alabama	H		W, 69-60
2-22	Tulane	H		W, 70-53
2-24	Miss St.	A	5	L, 48-58
2-26	Ole Miss	A		L, 68-74
3-9	Tulane	A		L, 69-84

1962-63 RECORD: 12-12, 5-9

Coach: Jay McCreary

DATE	OPPONENT	LSU RANK	OPP RANK	RESULTS
12-3	Loyola (N.O.)	H		W, 79-66
12-8	Rice	H		W, 90-82
12-10	Texas	H		W, 75-66
12-13	SMU	A		L, 68-83
12-19	Arkansas-20	N		W, 72-70
12-21	Texas A&M	A		L, 61-67
12-22	Houston	A		W, 74-73
12-27	Pittsburgh-31	N		L, 73-96
12-28	Cornell-31	N		W, 55-48
1-5	Florida	A		W, 72-63
1-7	Georgia	A		L, 67-76 OT
1-11	Kentucky	H		L, 56-63
1-12	Tennessee	H		W, 61-60 OT
1-30	Loyola (N.O.)	A		W, 72-69
2-2	Mississippi St.	A		L, 66-73
2-4	Ole Miss	A		L, 48-60
2-8	Vanderbilt	H		W, 63-56
2-9	Georgia Tech	H	6	W, 56-54
2-12	Tulane	H		L, 57-59
2-16	Auburn	A		L, 57-82
2-18	Alabama	A		L, 71-75
2-23	Mississippi St.	H	8	L, 64-99
2-25	Ole Miss	H		W, 80-61
3-1	Tulane	A		L, 65-77

1963-64 RECORD: 12-13, 8-6

Coach: Jay McCreary

DATE	OPPONENT	LSU RANK	OPP RANK	RESULTS
12-2	Loyola (N.O.)	H		W, 80-67
12-5	SMU	H		W, 66-62

Year-by-Year Records

COACH PRESS MARAVICH 6 SEASONS • 1966-72 76-82 (.469)

1966-67 RECORD: 3-23, 1-17

DATE	OPPONENT	LSU RANK	OPP RANK	RESULTS
12-1	Southeastern	H		L, 88-89
12-3	Tampa	A		W, 74-72
12-6	Texas	H		L, 78-114
12-9	Loyola (N.O.)	A	L, 86-87	20T
12-14	Tulane	H		W, 93-83
12-17	Mississippi St.	A		L, 84-98
12-19	Ole Miss	A		L, 67-74
12-29	Clemson-29	N		L, 82-92
12-30	Rice-29	N		L, 69-88
1-3	Auburn	A		L, 69-70
1-7	Florida	H		L, 70-87
1-9	Georgia	H		W, 87-85
1-12	Tulane	A		L, 89-99
1-14	Alabama	A	L, 74-76	OT
1-28	Kentucky	A		L, 72-102
1-30	Vanderbilt	A	9	W, 77-79
2-4	Kentucky	H		L, 84-105
2-6	Tennessee	H		L, 69-76
2-8	Auburn	H		L, 63-80
2-11	Florida	A		L, 71-95
2-13	Georgia	A		L, 65-78
2-18	Alabama	H		L, 77-86
2-20	Mississippi St.	H		L, 64-66
2-25	Ole Miss	H		L, 77-89
3-4	Tennessee	A		L, 60-87
3-6	Vanderbilt	A	8	L, 66-75

1967-68 RECORD: 14-12, 8-10

DATE	OPPONENT	LSU RANK	OPP RANK	RESULTS
12-2	Tampa	H		W, 97-81
12-4	Texas	A		W, 87-74
12-9	Loyola (N.O.)	H		W, 90-56
12-15	Wisconsin-38	N		L, 94-96
12-16	Florida St.-38	N	L, 100-130	
12-19	Ole Miss	H		W, 81-68
12-22	Mississippi St.	H		W, 111-87
12-30	Alabama	H		W, 81-70
1-3	Auburn	H		W, 76-72
1-6	Florida	A		L, 90-97
1-8	Georgia	A		W, 79-76
1-11	Tulane	A		W, 100-91
1-24	Clemson	H		W, 104-81
1-27	Kentucky	H	9	L, 95-121
1-29	Vanderbilt	H	7	L, 91-99
2-3	Kentucky	A	10	L, 96-109
2-5	Tennessee	H	6	L, 67-87
2-7	Auburn	A		L, 69-74
2-10	Florida	H		W, 93-92 OT
2-12	Georgia	H		L, 73-78
2-17	Alabama	A		W, 99-89
2-19	Mississippi St.	A		W, 94-83
2-21	Tulane	H		W, 99-92
2-24	Ole Miss	A		L, 85-87
3-2	Tennessee	A		L, 71-74
3-4	Vanderbilt	A		L, 86-115

1968-69 RECORD: 13-13, 7-11

DATE	OPPONENT	LSU RANK	OPP RANK	RESULTS	
12-2	Loyola (N.O.)	A		W, 109-82	
12-7	Clemson	A		W, 86-85	
12-14	Tulane	H		L, 99-101	20T
12-18	Florida	H		W, 93-89	OT
12-21	Georgia	H		W, 98-89	
12-26	Wyoming-35	N		W, 84-78	
12-28	Oklahoma City-35	N		W, 101-85	
1-20	Duquesne-35	N		W, 94-91	
1-4	Alabama	A		L, 82-85	
1-9	Vanderbilt	A		L, 92-94	
1-11	Auburn	A		L, 71-90	
1-25	Kentucky	H	5	L, 96-108	
1-27	Tennessee	H		L, 68-81	
1-31	Pittsburgh	H		W, 120-79	
2-1	Ole Miss	H		L, 81-84	OT
2-3	Mississippi St.	H		W, 95-71	
2-10	Alabama	H		W, 81-75	
2-12	Tulane	A		L, 94-110	
2-12	Florida	A		L, 79-95	
2-15	Auburn	H		W, 93-81	
2-17	Vanderbilt	H		L, 83-85	
2-22	Kentucky	A	6	L, 89-103	
2-24	Tennessee	A	17	L, 63-87	

3-1	Ole Miss	A		L, 76-78	
3-3	Mississippi St.	A		W, 99-89	
3-8	Georgia	A		W, 90-80	20T

NIT SEMIFINALS

1969-70 RECORD: 22-10, 13-5

DATE	OPPONENT	LSU RANK	OPP RANK	RESULTS
12-4	Oregon State	H		W, 94-72
12-9	Loyola (N.O.)	H		W, 100-87
12-11	Vanderbilt	H		W, 109-86
12-13	Tulane	A		W, 97-91
12-18	Southern Cal	H	15 13	L, 98-101
12-20	Clemson-39	N	15	W, 111-103
12-22	Oregon State	A	15	W, 76-68
12-23	UCLA	A	2	L, 84-133
12-29	St. John's-40	N		W, 80-70
12-30	Yale-40	N		L, 94-97
1-3	Alabama	H		W, 90-83
1-10	Auburn	H		L, 70-79
1-24	Kentucky	A	2	L, 96-109
1-26	Tennessee	H		W, 71-59
1-31	Ole Miss	H		W, 109-86
2-2	Miss St.	H		W, 109-91
2-4	Florida	A		W, 97-75
2-7	Alabama	A		L, 104-106
2-9	Tulane	H		W, 127-114
2-11	Florida	H		W, 94-85
2-14	Vanderbilt	A		W, 99-89
2-16	Auburn	A		W, 70-64
2-18	Georgia	H		W, 88-86
2-21	Kentucky	H	2	L, 105-121
2-23	Tennessee	A		L, 87-88
2-28	Ole Miss	A		W, 103-90
3-2	Mississippi St.	A		W, 97-87
3-7	Georgia	A		W, 99-88
3-15	Georgetown-41	N		W, 83-82
3-17	Oklahoma-41	N		W, 97-94
3-19	Marquette-41	N	8	L, 79-101
3-21	Army-41	N		L, 68-75

1970-71 RECORD: 14-12, 10-8

DATE	OPPONENT	LSU RANK	OPP RANK	RESULTS	
12-1	Loyola (N.O.)	A		W, 109-103	
12-16	Tulane	H		W, 94-79	
12-18	Florida	H		W, 87-77	
12-21	Georgia	H		W, 97-76	
12-26	DePaul	N		W, 91-72	
12-28	Montana St.-35	N	18	W, 89-77	
12-30	Utah St.-35	N	18 19	L, 81-97	
1-2	So. Calif.-35	A	18 4	L, 76-80	OT
1-4	Alabama	A		L, 87-101	
1-7	Baylor	H		L, 83-90	
1-9	Auburn	A		W, 106-92	
1-23	Kentucky	H	12	L, 79-82	
1-25	Tennessee	H	8	W, 80-70	
1-30	Ole Miss	H		L, 90-113	
2-1	Mississippi St.	H		W, 90-71	
2-3	Tulane	A		L, 86-93	
2-6	Alabama	H		W, 107-78	
2-10	Florida	A		W, 86-74	
2-13	Vanderbilt	H		L, 75-81	
2-15	Auburn	H		W, 114-94	
2-20	Kentucky	A	12	L, 73-110	
2-22	Tennessee	A		L, 67-88	
2-27	Ole Miss	A		L, 54-62	
3-1	Mississippi St.	A		L, 70-78	
3-4	Vanderbilt	A		W, 87-85	
3-6	Georgia	A		W, 69-66	

1971-72 RECORD: 10-16, 6-12

DATE	OPPONENT	LSU RANK	OPP RANK	RESULTS
12-6	Baylor	A		L, 77-81
12-20	Georgia	A		L, 95-115
12-22	Florida	A		L, 81-92
12-27	Houston-42	A		L, 66-100
12-28	Texas A&M-42	N		L, 68-73
1-3	Vanderbilt	H		L, 73-80
1-6	Georgetown	H		W, 90-71
1-8	Loyola (N.O.)	H		W, 103-85
1-10	Alabama	H		L, 80-101
1-12	Memphis St.	A		L, 65-82
1-15	Auburn	H		L, 73-77
1-17	Tulane	H		W, 76-58
1-22	Georgia	H		W, 69-68
1-24	Florida	H		W, 84-73
1-29	Kentucky	A		L, 71-89
1-31	Tennessee	A		W, 63-62

2-5	Ole Miss	H		W, 67-66	
2-7	Mississippi St.	H		W, 62-60	
2-9	Tulane	A		W, 75-71	
2-12	Alabama	A		L, 99-103	40T
2-14	Auburn	A		L, 77-85	
2-19	Vanderbilt	A		L, 83-104	
2-26	Kentucky	H	18	W, 88-71	
2-28	Tennessee	H		L, 66-78	
3-2	Mississippi St.	A		L, 71-89	
3-4	Ole Miss	A		L, 78-101	

COACH DALE BROWN 25 SEASONS • 1972-97 448-301 (.598)

1972-73 RECORD: 14-10, 9-9

DATE	OPPONENT	LSU RANK	OPP RANK	RESULTS
12-5	Memphis St..	H	11	W, 94-81
12-16	Georgia	H		L, 62-66
12-22	Florida	H		W, 67-54
12-29	Utah State-43	A		L, 83-104
12-30	Weber St.-43	N		W, 82-80
1-2	Vanderbilt	H	11	L, 66-71
1-6	Alabama	A	14	L, 66-77
1-13	Auburn	A		W, 79-60
1-20	Georgia	A		W, 56-55
1-22	Florida	A		L, 70-73
1-27	Kentucky	H		L, 71-86
1-29	Tennessee	H		L, 71-73
2-3	Ole Miss	A		L, 59-84
2-5	Mississippi St.	A		W, 84-78
2-8	Tulane	A		W, 92-83
2-10	Alabama	H	6	W, 72-70
2-12	Auburn	H		W, 76-74
2-14	Tulane	H		W, 73-63
2-17	Vanderbilt	A	18	L, 72-82
2-19	Southern Miss	H		W, 107-79
2-24	Kentucky	A		L, 76-94
2-26	Tennessee	A		W, 78-74
3-1	Mississippi St.	H		W, 94-82
3-3	Ole Miss	H		W, 70-69

1973-74 RECORD: 12-14, 6-12

DATE	OPPONENT	LSU RANK	OPP RANK	RESULTS	
12-1	Wash. State	A		L, 78-80	
12-3	Nevada-Reno	A		L, 86-97	
12-8	Pacific	H		W, 91-77	
12-19	Tulane	A		W, 67-60	
12-20	Samford	H		W, 73-60	
12-22	Iona	H		W, 105-78	
12-27	Tulane	H		W, 76-44	
12-30	Boston Univ.	H		W, 102-64	
1-5	Kentucky	H		W, 95-84	
1-7	Florida	A		L, 68-72	
1-12	Vanderbilt	H	6	W, 84-81	
1-14	Mississippi St.	A		L, 75-89	
1-19	Alabama	H	10	L, 79-80	OT
1-21	Georgia	H		W, 90-83	
1-26	Auburn	A		W, 87-76	
1-28	Tennessee	H		L, 52-57	
2-2	Ole Miss	A		L, 63-77	
2-4	Kentucky	A		L, 70-73	
2-9	Florida	H		W, 102-81	
2-11	Vanderbilt	A	5	L, 88-91	
2-16	Mississippi St.	H		L, 84-87	OT
2-18	Alabama	A	10	L, 87-99	
2-23	Georgia	A		W, 84-79	
2-25	Auburn	H		L, 89-96	
3-2	Tennessee	A		L, 80-100	
3-4	Ole Miss	H		L, 74-82	

1974-75 RECORD: 10-16, 6-12

DATE	OPPONENT	LSU RANK	OPP RANK	RESULTS
11-29	Southern Cal	A	10	L, 87-100
11-30	Stanford	A		L, 80-92
12-4	Tulane	H		W, 80-78
12-18	Tulane	A		W, 84-82
12-20	Duke-44	N		W, 105-95
12-21	S. Carolina-44	A	14	L, 64-77
12-27	Saint Peter's	H		W, 113-101
12-28	Texas	H		L, 63-78
1-4	Kentucky	A	9	L, 80-115
1-6	Florida	H		W, 92-91
1-11	Vanderbilt	A		L, 82-91
1-16	Mississippi St.	H		L, 84-93
1-18	Alabama	A	7	L, 67-93

1-20	Georgia	A		W, 90-89	
1-25	Auburn	H	20	L, 78-87	
1-27	Tennessee	A		L, 79-99	
2-1	Ole Miss	H		W, 94-86	
2-3	Kentucky	H	5	L, 76-77	
2-8	Florida	A		L, 76-92	
2-10	Vanderbilt	H		L, 74-83	
2-15	Mississippi St.	A		L, 71-79	
2-17	Alabama	H	7	L, 76-80	
2-22	Georgia	H		W, 96-90	OT
2-24	Auburn	A		L, 94-110	
3-1	Tennessee	H		W, 94-87	
3-8	Ole Miss	A		W, 91-86	

1975-76 RECORD: 12-14, 5-13

DATE	OPPONENT	LSU RANK	OPP RANK	RESULTS
------	----------	----------	----------	---------

Year-by-Year Records

1-14	Kentucky	A	1	L, 76-96
1-16	Vanderbilt	A		W, 77-55
1-21	Florida	H		L, 70-74
1-23	Auburn	H		W, 90-79
1-28	Ole Miss	A		W, 74-61
2-4	Georgia	A		W, 89-68
2-6	Tennessee	A		W, 101-86
2-11	Kentucky	H	1	W, 95-94 OT
2-13	Vanderbilt	H		W, 80-73
2-18	Florida	A		L, 72-73 OT
2-20	Auburn	A		W, 101-95
2-25	Ole Miss	H		W, 94-75
3-4	Mississippi St.	H		L, 67-68
3-6	Alabama	H		W, 103-85

SEC CHAMPIONS

1978-79 RECORD: 23-6, 14-4

Coach: Dale Brown

DATE	OPPONENT	LSU	OPP	RESULTS
		RANK RANK		
11-24	St. Francis	H	14	W, 112-81
11-27	New Orleans	A	14	W, 64-42
12-1	Oral Roberts	H	11	W, 91-75
12-4	Tulane	H	11	W, 109-85
12-9	Tulane	A	12	W, 98-88
12-18	Montana St.	H	11	W, 99-89
12-21	Army-46	N	10	W, 83-77
12-29	Colgate	H	7	W, 100-73
1-3	Georgia	H	7	W, 97-75
1-6	Kentucky	A	9	W, 93-89
1-8	Vanderbilt	A	7	L, 87-88
1-10	Alabama	A	5	L, 76-90
1-13	Florida	H	5	W, 80-72
1-15	Auburn	H	5	W, 94-82
1-20	Ole Miss	A	9	W, 70-69 OT
1-24	Tennessee	H	9	W, 77-75
1-27	Georgia	A	9	L, 88-93
1-29	Tennessee	A	9	W, 84-78
2-3	Kentucky	H	9	W, 70-61
2-5	Vanderbilt	H	16	W, 92-71
2-8	Mississippi St.	A	8	W, 52-48
2-10	Florida	A	8	W, 88-82 OT
2-12	Auburn	A	8	W, 78-68
2-17	Ole Miss	H	6	W, 67-62
2-22	Alabama	H	5	W, 86-66
2-24	Mississippi St.	H	5	L, 57-65
3-2	Kentucky-47	N	8	L, 67-80
3-10	App. St.-48	N	9	W, 71-57
3-16	Mich. St.-49	N	7	L, 71-87

SEC TOURNAMENT CHAMPIONS

1979-80 RECORD: 26-6, 14-4

Coach: Dale Brown

DATE	OPPONENT	LSU	OPP	RESULTS
		RANK RANK		
12-1	Florida	H	7	W, 112-81
12-3	New Orleans	H	7	W, 104-78
12-5	Tulane-50	N	6	W, 80-79
12-15	Maine	H	6	W, 103-81
12-20	Arkansas	N	7	W, 56-55
12-22	Tulane	H	7	W, 95-85
12-28	Boston Univ.	H	5	W, 92-72
12-29	Delaware	H	5	W, 92-64
1-2	Vanderbilt	A	4	L, 66-77
1-5	Mississippi St.	H	4	W, 80-58
1-7	Alabama	H	4	L, 56-57
1-12	Georgia	A	6	L, 72-73 2OT
1-16	Auburn	H	14	W, 93-82
1-19	Tennessee	A	14	W, 75-74
1-20	DePaul	A	14	L, 73-78
1-23	Ole Miss	H	11	W, 72-66
1-26	Florida	A	11	W, 66-58
1-28	Kentucky	A	11	W, 65-60
1-30	Vanderbilt	H	10	W, 83-81
2-2	Mississippi St.	A	10	W, 75-63
2-6	Alabama	A	7	W, 68-66 OT
2-9	Georgia	H	7	W, 96-77
2-13	Auburn	A	6	W, 50-44
2-16	Tennessee	H	6	W, 73-66
2-21	Ole Miss	A	5	W, 77-74
2-24	Kentucky	H	5	L, 74-76 OT
2-28	Florida-47	N	5	W, 95-82
2-29	Alabama-47	N	5	W, 73-66
3-1	Kentucky-47	N	5	W, 80-78
3-9	Alcorn St.-51	N	3	W, 98-88
3-14	Missouri-52	N	3	W, 68-63
3-16	Louisville-52	N	3	L, 66-86

SEC CHAMPIONS NCAA FINAL FOUR

1980-81 RECORD: 31-5, 17-1

Coach: Dale Brown

DATE	OPPONENT	LSU	OPP	RESULTS
		RANK RANK		
11-28	Colgate-53	N	12	W, 79-61
11-29	Arkansas-53	N	12	W, 76-86
11-30	Georgetown-53	N	12	W, 76-67
12-6	Tulane	H	15	W, 119-81
12-13	UNLV	H	11	W, 87-73
12-18	N. Orleans-54	N	10	W, 96-66
12-20	Tulane-50	N	10	W, 86-72
12-22	Xavier (Ohio)	H	10	W, 78-62
12-29	UNC W	H	10	W, 100-68
12-30	St. Francis (Pa.)	H	10	W, 91-65
1-3	Florida	A	10	W, 92-66
1-7	Vanderbilt	H	9	W, 77-61
1-10	Mississippi St.	A	9	W, 81-69
1-14	Alabama	A	6	W, 59-56
1-17	Georgia	H	6	W, 78-65
1-19	Kentucky	H	6	W, 81-67
1-21	Auburn	A	5	W, 74-64
1-24	Tennessee	H	5	W, 80-63
1-28	Ole Miss	A	4	W, 63-59
1-31	Florida	H	4	W, 92-75
2-4	Vanderbilt	A	4	W, 86-81
2-7	Mississippi St.	H	4	W, 94-89
2-11	Alabama	H	4	W, 70-57
2-14	Georgia	A	4	W, 64-62
2-18	Auburn	H	4	W, 58-47
2-21	Tennessee	A	4	W, 66-65
2-22	Texas A&M	H	4	W, 67-57
2-25	Ole Miss	H	2	W, 74-67
3-1	Kentucky	A	2	L, 71-73
3-5	Florida-47	N	3	W, 85-73
3-6	Georgia-47	N	3	L, 60-68
3-14	Lamar-55	N	4	W, 100-78
3-20	Arkansas-56	N	4	W, 72-56
3-22	Wichita St.-56	N	4	W, 96-85
3-28	Indiana-57	N	4	L, 49-67
3-30	Virginia-57	N	4	L, 74-78

1981-82 RECORD: 14-14, 11-7

Coach: Dale Brown

DATE	OPPONENT	LSU	OPP	RESULTS
		RANK RANK		
11-28	UNLV	A	17	L, 79-83 OT
12-7	Texas A&M	A		L, 63-68
12-9	Saint Peter's	H		W, 71-55
12-21	Texas-El Paso	H		W, 71-59
12-23	UCLA-58	N	15	L, 76-83
12-28	Wake Forest-5	N		W, 70-64
12-29	Houston-5	N		L, 69-73
1-2	Florida	H		W, 61-60
1-6	Vanderbilt	A		W, 80-73
1-9	Mississippi St.	H		W, 78-56
1-13	Alabama	A	13	L, 86-109
1-16	Georgia	A		W, 54-53
1-20	Auburn	H		W, 69-68
1-23	Tennessee	A	20	L, 67-77
1-25	Kentucky	A	9	L, 65-76
1-27	Ole Miss	H		W, 53-46
1-30	Florida	A		W, 61-59
2-3	Vanderbilt	H		W, 78-70
2-6	Mississippi St.	A		W, 57-43
2-10	Alabama	H	10	W, 73-68
2-13	Georgia	H		L, 51-57
2-17	Auburn	A		L, 72-82
2-20	Tennessee	H		L, 53-54
2-21	Wichita State	H		L, 65-66
2-24	Ole Miss	A		L, 61-74
2-27	Kentucky	H	7	W, 94-78
3-4	Ole Miss-59	N		L, 52-59
3-12	Tulane-60	H		L, 72-83

1982-83 RECORD: 19-13, 10-8

Coach: Dale Brown

DATE	OPPONENT	LSU	OPP	RESULTS
		RANK RANK		
11-26	Chaminade-61	A		W, 75-62
11-27	Hawaii Pac.-61	A		W, 98-76
11-28	Hawaii-61	A		L, 66-68
11-30	Texas-Pan Am	H		W, 76-67
12-4	N. Carolina-62	N	15	L, 43-47
12-6	Loyola(Chicago)H			W, 97-80
12-8	Texas A&M-63	N		W, 88-70
12-18	Clev. State	H		W, 115-77
12-20	UCLA	A	4	L, 68-82
12-22	Texas-El Paso	A		W, 51-49
12-30	St. Francis(Pa.)	H		W, 67-66
1-3	Vanderbilt	A		L, 65-67
1-5	Kentucky	A	3	L, 50-52

1-8	Georgia	H		W, 60-56
1-10	Tennessee	H	12	L, 58-59
1-15	Ole Miss	A		W, 71-68
1-17	UNCW	H		W, 70-55
1-22	Alabama	A		L, 70-75
1-24	Mississippi St.	A		L, 65-80
1-29	Auburn	H		L, 62-64
2-1	Florida	H		W, 78-69
2-5	Georgia	A	19	W, 70-59
2-7	Tennessee	A		L, 63-66
2-12	Ole Miss	H		W, 72-63
2-19	Alabama	H		L, 67-71
2-21	Mississippi St.	H		W, 86-73
2-26	Auburn	A		W, 87-61
2-28	Florida	A		W, 91-87
3-3	Vanderbilt	H		W, 66-53
3-5	Kentucky	H	7	W, 74-60
3-11	Tennessee-47	N		L, 71-74 OT
3-16	N. Orleans-60	H		L, 94-99 OT

1983-84 RECORD: 18-11, 11-7

Coach: Dale Brown

DATE	OPPONENT	LSU	OPP	RESULTS
		RANK RANK		
11-26	New Orleans	A	11	W, 67-59
11-28	UNCW	A	11	W, 94-59
12-1	Washington	H	12	W, 51-48
12-3	Texas A&M-64	N	12	W, 75-65
12-6	Houston	H	6	L, 91-100
12-19	Houston Bapt.	H	10	W, 60-59
12-21	Texas-Pan Am.	H	11	W, 81-70
1-1	Vanderbilt	H	9	W, 73-66
1-5	Georgia	A	9	W, 81-77
1-7	Kentucky	H	2	L, 80-96
1-10	Tennessee	A	11	L, 69-70
1-14	Ole Miss	H	11	W, 93-70
1-16	U.S. Inter.	H	11	W, 104-66
1-21	Alabama	H	15	W, 85-84
1-23	Mississippi St.	H	15	W, 80-64
1-27	Auburn	A	10	L, 78-80
1-29	North Carolina	A	10	L, 79-90
2-1	Florida	A	14	L, 60-78
2-4	Georgia	H	14	W, 69-68 OT
2-6	Tennessee	H	14	W, 61-59 OT
2-12	Ole Miss	A	20	W, 65-61
2-17	Alabama	A	17	L, 49-51 OT
2-20	Mississippi St.	A	17	W, 85-70
2-25	Auburn	H		W, 81-80
2-27	Florida	H		W, 77-73
3-3	Vanderbilt	A		L, 68-74
3-5	Kentucky	A	3	L, 68-90
3-8	Alabama-65	N		L, 70-72 OT
3-16	Dayton-66	N		L, 66-74

SEC CHAMPIONS

1984-85 RECORD: 19-10, 13-5

Coach: Dale Brown

DATE	OPPONENT	LSU	OPP	RESULTS
		RANK RANK		
11-28	Loyola	H	16	W, 102-96
12-1	Oral Roberts	A	16	W, 74-71
12-3	Texas	H	16	W, 87-79
12-5	Ole Miss	H	13	W, 89-64
12-8	Houston	A	13	L, 73-81
12-21	New Orleans	H	19	W, 78-64
12-22	UNCW	H	19	W, 88-65
12-28	Utah State	H	18	W, 103-71
12-30	Alabama	H	18	W, 63-61
1-2	Georgia	A	14	W, 79-74
1-5	Mississippi St.	A	14	L, 69-83
1-9	Alabama	A		L, 67-79
1-12	Tennessee	H		W, 75-65
1-17	Ole Miss	A		L, 65-68
1-19	Vanderbilt	A		W, 69-68
1-23	Florida	H		W, 86-68
1-26	Auburn	H		W, 80-62
1-31	Kentucky	A		L, 43-53
2-2	Georgia	H		L, 58-59
2-6	Mississippi St.	H		W, 80-65
2-10	UNC	H	15	L, 70-75
2-14	Tennessee	A		W, 87-82
2-16	Syracuse	A	8	L, 64-76
2-20	Vanderbilt	H		W, 64-55
2-23	Florida	A		W, 61-59
2-27	Auburn	A		W, 78-73
3-2	Kentucky	H		W, 67-61
3-7	Auburn-47	N	19	L, 55-58
3-15	Navy-67	N	20	L, 55-78

NCAA FINAL FOUR

1985-86 RECORD: 26-12, 9-9

Coach: Dale Brown

DATE	OPPONENT	LSU	OPP	RESULTS
		RANK RANK		
11-22	Montana St.	H	14	W, 84-59
11-27	Washington	A	12	W, 70-61
11-30	BYU-H			

Year-by-Year Records

1987-88 RECORD: 16-14, 10-8

Coach: Dale Brown

DATE	OPPONENT	LSU RANK	OPP RANK	RESULTS
12-4	Nicholls State	H		W, 86-62
12-5	Southern	H		W, 98-77
12-12	Maryland	H		W, 55-54
12-16	Georgia Tech	A		L, 70-87
12-19	Arkansas State	A		L, 52-66
12-22	SW Texas St.	H		W, 93-74
12-28	N. Iowa-76	N		L, 80-90
12-29	UNLV-76	A		L, 59-78
1-6	Vanderbilt	A		W, 51-39
1-9	Ole Miss	A		W, 69-61 OT
1-11	Oklahoma-77	N	8	W, 84-77
1-13	Tennessee	A		W, 52-51
1-16	Georgia	A		L, 50-59
1-20	Alabama	H		W, 67-52
1-23	Kentucky	H	4	L, 61-76
1-27	Florida	A	14	L, 50-61
1-30	Mississippi St.	H		L, 47-49
2-3	Auburn	A		W, 78-69
2-6	Vanderbilt	H		W, 94-79
2-10	Ole Miss	H		W, 78-57
2-13	Tennessee	H		W, 92-73
2-17	Georgia	H		W, 63-62
2-20	Alabama	A		L, 59-72
2-24	Kentucky	A	12	L, 69-95
3-2	Mississippi St.	A		L, 60-62
3-5	Auburn	H		L, 80-89
3-6	Florida	H		W, 86-69
3-11	Vanderbilt-7	H		W, 87-80
3-12	Kentucky-7	H	6	L, 80-86
3-18	Georgetown-78	N		L, 63-66

1988-89 RECORD: 20-12, 11-7

Coach: Dale Brown

DATE	OPPONENT	LSU RANK	OPP RANK	RESULTS	
11-25	Marist	H		W, 94-58	
11-30	Oral Roberts	H		L, 96-100	
12-6	Louisiana Tech	H		L, 109-111 OT	
12-8	McNeese State	H		W, 91-89	
12-10	Florida	A		W, 111-101	
12-20	UT-Martin	H		W, 128-89	
12-22	Illinois	H	5	L, 100-127	
12-28	Morehead -79	N		W, 101-88	
12-29	Chaminade-79	A		W, 94-79	
12-30	Nebraska-79	N		W, 90-87	
1-2	Maryland	A		W, 79-77	
1-4	Mississippi St.	H		L, 84-87	
1-7	Auburn	H		W, 104-77	
1-11	Tennessee	A	17	L, 96-100	
1-14	Kentucky	A		W, 64-62	
1-18	Vanderbilt	H		W, 85-84	
1-21	Alabama	H		W, 80-76	
1-25	Georgia	A		W, 80-79	
1-28	Georgetown	N	2	W, 82-80	
2-1	Ole Miss	H		W, 105-75	
2-4	Mississippi St.	A		L, 79-96	
2-8	Auburn	A	19	W, 104-91	
2-11	Tennessee	H	19	W, 122-106	
2-15	Kentucky	H		W, 99-80	
2-18	Vanderbilt	A		L, 74-108	
2-20	Georgia	H		W, 97-83	
2-22	Alabama	A	20	L, 72-87	
2-25	UNLV	H	20	18	W, 88-87
3-1	Florida	H		L, 95-104	
3-4	Ole Miss	A		L, 112-113 OT	
3-10	Tennessee-6	A		L, 77-95	
3-17	UTEP-80	N		L, 74-85	

1989-90 RECORD: 23-9, 12-6

Coach: Dale Brown

DATE	OPPONENT	LSU RANK	OPP RANK	RESULTS	
11-15	S. Miss-60	H	2	W, 91-80	
11-17	Kansas-60	H	2	L, 83-89	
12-2	McNeese St.	H	9	W, 85-49	
12-4	Lamar	H	9	W, 116-76	
12-8	Cal State LA	H	9	W, 82-57	
12-20	Northwestern St.	H	8	W, 73-63	
12-30	Hardin-Simmons	H	9	W, 100-66	
1-2	Texas-81	N	11	W, 124-113	
1-4	Mississippi St.	A	11	L, 80-87 OT	
1-6	Auburn	A	11	W, 77-70	
1-8	Tennessee	H	11	W, 111-94	
1-13	Kentucky	H	14	W, 94-81	
1-16	Vanderbilt	H	13	W, 101-72	
1-20	Notre Dame-82	N	13	W, 87-64	
1-21	Alabama	A	13	24	L, 55-70
1-24	Georgia	H	16	L, 92-94 OT	
1-27	Florida	H	16	W, 70-52	
1-28	UNLV	H	16	5	W, 107-105
1-31	Ole Miss	A	14	W, 79-77	

2-3	Loyola M'mount	H	14	20	W, 148-141
2-5	Mississippi St.	H	14		W, 86-68
2-7	Auburn	H	11		W, 82-71
2-10	Tennessee	A	11		W, 119-113
2-15	Kentucky	A	9		L, 95-100
2-18	Vanderbilt	A	9		W, 121-108
2-21	Alabama	H	12		W, 75-69
2-25	Georgia	A	12		L, 85-86
2-27	Florida	A	15		L, 63-76
3-3	Ole Miss	H	15		W, 103-94
3-9	Auburn-83	N	16		L, 76-78
3-15	Villanova-84	N	19		W, 70-63
3-17	Ga. Tech-84	N	19		L, 91-94

SEC CHAMPIONS

1990-91 RECORD: 20-10, 13-5

Coach: Dale Brown

DATE	OPPONENT	LSU RANK	OPP RANK	RESULTS	
11-24	Villanova-85	N	14	L, 91-93	
11-26	Southeastern	H	14	W, 117-68	
11-30	Texas	H	22	W, 101-87	
12-7	Chapman	H	18	W, 101-68	
12-8	Arizona	H	18	2	W, 92-82
12-18	Arkansas St.	H	10	W, 98-74	
12-20	Loyola M'mount	H	10	W, 122-114	
12-22	Illinois	A	10	L, 96-102	
12-29	Nicholls State	H	15	W, 118-76	
1-2	Vanderbilt	H	14	W, 87-70	
1-5	Kentucky	A	14	16	L, 80-93
1-7	Georgia	H	14	W, 83-76	
1-12	Auburn	A	20	W, 96-84	
1-15	Alabama	A	20	W, 90-80	
1-19	Ole Miss	H	20	W, 87-71	
1-22	Tennessee	A	16	L, 89-92	
1-26	Florida	H	16	W, 76-66	
1-29	Mississippi St.	H	14	L, 79-82	
2-2	Vanderbilt	A	14	L, 59-63	
2-5	Kentucky	H	19	10	W, 107-88
2-8	Georgia	A	19	W, 89-86	
2-10	Duke	A	19	6	L, 70-88
2-13	Auburn	H	20	W, 98-61	
2-17	Alabama	H	20	W, 88-81	
2-20	Ole Miss	A	19	W, 89-78	
2-23	Tennessee	H	19	W, 119-87	
2-27	Florida	A	18	W, 79-66	
3-0	Mississippi St.	A	18	23	L, 73-76
3-8	Auburn-65	N	16	L, 77-92	
3-14	Connecticut-86	N	22	L, 62-79	

1991-92 RECORD: 21-10, 12-4

Coach: Dale Brown

DATE	OPPONENT	LSU RANK	OPP RANK	RESULTS	
11-22	NE La. ^	H	6	W, 77-76	
11-27	Middle Tenn.	H	9	W, 96-65	
11-30	UNLV	A	9	L, 55-76	
12-7	Arizona	A	16	3	L, 67-87
12-17	Southeastern	H		W, 101-64	
12-21	Louisville	H	25	L, 92-93	
12-28	N. Arizona	H		W, 159-86	
12-30	Nicholls State	H		W, 123-61	
1-3	Texas-87	N		W, 84-83	
1-8	Auburn	A		W, 87-70	
1-11	Arkansas	H	13	L, 90-101	
1-14	Alabama	A	9	W, 89-81	
1-18	Mississippi St.	A		W, 83-70	
1-20	McNeese St.	H		W, 115-67	
1-25	Ole Miss	A		W, 83-73	
1-29	Tennessee	H		W, 97-82	
2-2	Kentucky	H	14	W, 74-53	
2-5	Florida	A	22	W, 70-50	
2-8	Duke	H	22	1	L, 67-77
2-11	Georgia	H	20	L, 62-64	
2-15	Vanderbilt	A	20	L, 69-76	
2-19	South Carolina	A		W, 74-56	
2-22	Auburn	H		W, 99-82	
2-25	Ole Miss	H		W, 100-69	
2-29	Alabama	H	16	W, 73-65	
3-3	Arkansas	A	23	7	L, 92-106 OT
3-7	Mississippi St.	H	23	W, 89-80	
3-13	Tennessee-47	N	23	W, 99-89	
3-14	Kentucky-47	N	23	9	L, 74-80
3-19	BYU-88	N	25	W, 94-83	
3-21	Indiana-88	N	25	5	L, 79-89

1992-93 RECORD: 22-11, 9-7

Coach: Dale Brown

DATE	OPPONENT	LSU RANK	OPP RANK	RESULTS
12-1	McNeese State	H		W, 83-72
12-3	Southeastern	H		W, 92-65

12-5	Mercer	H		W, 82-48
12-15	Nicholls State	H		W, 75-64
12-16	Campbell	H		W, 93-71
12-21	Stanford-89	N		W, 72-63
12-22	Duke-89	N	1	L, 67-96
12-23	Memphis St.-89	N		L, 66-70
12-29	NSU	H		W, 93-79
12-30	Tennessee St.	H		W, 90-68
1-2	Drake	H		W, 94-86
1-6	Alabama	A		L, 67-77
1-9	Auburn	H		W, 87-81
1-13	Mississippi St.	A		W, 84-76 OT
1-16	Florida	H		W, 85-81
1-20	Cent. Conn. St.	H		W, 86-53
1-23	Ole Miss	A		L, 62-71
1-26	Kentucky	A	4	L, 67-105
1-30	South Carolina	H		W, 85-62
2-2	Arkansas	H	17	L, 79-91
2-7	Texas-90	N		W, 84-81
2-10	Mississippi St.	H		W, 92-66
2-13	Auburn	A		W, 75-73
2-17	Vanderbilt	H	11	L, 66-87
2-20	Tennessee	A		W, 81-74
2-23	Alabama	H		W, 76-68
2-27	Georgia	A	13	L, 78-81
3-3	Arkansas	A		L, 75-88
3-6	Ole Miss	H		W, 71-56
3-12	Ole Miss-59	N		W, 89-70
3-13	Vanderbilt-59	N	5	W, 72-62
3-14	Kentucky-59	A	4	L, 65-82
3-18	California-74	N		L, 64-66

1993-94 RECORD: 11-16, 5-11

Coach: Dale Brown

DATE	OPPONENT	LSU RANK	OPP RANK	RESULTS	
11-26	Texas	H		W, 86-66	
12-4	Nicholls State	H		W, 95-90 OT	
12-11	Okl. St.-91	N	15	W, 71-68	
12-16	McNeese St.	H	25	W, 93-72	
12-18	UCLA	A	25	9	L, 80-100
12-21	Southeastern	H		W, 96-62	
12-28	Winthrop	H		W, 100-71	
12-30	Radford	H		L, 72-73	
1-5	Florida	A		L, 73-74	
1-8	Auburn	H		W, 83-72	
1-11	Arkansas	A	4	L, 83-84	
1-15	Vanderbilt	A	24	W, 83-81	
1-19	Alabama	H		L, 67-71	
1-22	N. Carolina-92	N	4	L, 65-88	
1-26	Mississippi St.	H		L, 52-66	
1-29	Ole Miss	H		W, 90-66	
2-2	So. Carolina	A		W, 77-71	
2-5	Tennessee	H		W, 84-83	
2-8	Alabama	A		L, 66-75	
2-12	Auburn	A		L, 83-111	
2-15	Kentucky	H	11	L, 95-99	
2-19	Georgia	H		L, 84-100	
2-23	Louisville	A	13	L, 64-82	
2-26	Mississippi St.	A		L, 66-86	
3-2	Arkansas	H		L, 105-108 OT	
3-5	Ole Miss	A		L, 78-93	
3-10	Georgia-93	N		L, 70-83	

1994-95 RECORD: 12-15, 6-10

Coach: Dale Brown

DATE	OPPONENT	LSU RANK	OPP RANK	RESULTS
11-25	Southeastern	H		W, 106-80
11-29	McNeese St.	H		W, 86-71
12-3	George Mason	H		W, 127-104
12-6	Troy State	H		W, 113-78
12-17	UCLA	H	2	L, 72-92
12-20	Okl. State-94	N		L, 67-111
12-22	Coppin State	H		L, 66-69
12-28	Georgia State	H		W, 105-70
12-30	Maryland, BC	H		W, 88-67
1-3	Florida	H	13	W, 70-66
1-7	Texas	A		L, 71-80
1-11	Auburn	A		W, 76-73
1-17	Alabama	A		W, 74-61
1-21	Ole Miss	H		W, 87-81 OT
1-25	Mississippi St.	A		L, 60-73
1-28	Vanderbilt	H		L, 58-66
1-31	Arkansas	A	8	L, 81-105
2-4	Tennessee	A		W, 56-52
2-8	Mississippi St.	H	21	L, 61-67
2-11	Alabama	H	18	L, 66-74
2-15	Ole Miss	A		L, 90-102
2-18	Georgia	A		L, 89-98
2-22	Arkansas	H	8	L, 90-92
2-2				

Year-by-Year Records

1-24	Georgia	H		L, 52-61
1-28	Arkansas	H	15	L, 68-85
1-31	Tennessee	H		L, 65-72
2-4	Kentucky	H	8	L, 61-63
2-11	Mississippi St.	A		L, 48-85
2-14	Auburn	A		L, 44-66
2-18	Ole Miss	H	15	L, 57-83
2-21	Alabama	A		L, 60-69
2-25	Vanderbilt	A		L, 58-60
2-28	Mississippi St.	H		L, 62-63
3-5	Tennessee-3	N		L, 62-73

1998-99 RECORD: 12-15, 4-12

Coach: John Brady

DATE	OPPONENT	LSU RANK	OPP RANK	RESULTS
11-16	UT-Pan Am	H		W, 75-56
11-21	McNeese St.	H		W, 56-39
11-25	N.C. A&T	H		W, 72-59
11-30	Houston	A		L, 55-67
12-12	Jackson St.	H		W, 72-53
12-16	Prairie View	H		W, 84-62
12-19	Texas	H		W, 63-61 OT
12-22	Troy State	H		W, 74-56
12-29	Belmont	H		W, 82-63
1-2	Arkansas	H	18	L, 75-80
1-6	Tennessee	A		L, 58-93
1-9	Auburn	H	14	L, 70-73
1-13	Alabama	H		W, 71-70
1-16	Mississippi St.	A		L, 53-55
1-20	Florida	H		L, 58-77
1-23	Vanderbilt	H		W, 64-59
1-27	Arkansas	A	21	L, 64-86
1-30	Kentucky	A	6	L, 62-86
2-3	Ole Miss	H		L, 66-82
2-6	Auburn	A	6	L, 54-80
2-10	Alabama	A		L, 71-72 OT
2-13	Arizona	A	10	L, 71-78
2-17	S. Carolina	H		W, 60-56
2-20	Georgia	A		L, 57-59
2-24	Miss. St.	H		W, 74-63
2-27	Ole Miss	A		L, 57-79
3-4	Florida-3	N	21	L, 75-97

SEC CHAMPIONS

1999-00 RECORD: 28-6, 12-4

Coach: John Brady

DATE	OPPONENT	LSU RANK	OPP RANK	RESULTS
11-20	Grambling	H		W, 112-37
11-22	Southeastern	H		W, 75-36
11-26	Oakland-99	N		W, 87-80
11-27	Wyoming-99	N		W, 103-86
11-28	Fresno St.-99	N		W, 95-85
12-11	Alcorn State	H		W, 71-64
12-14	UT-Martin	H		W, 73-45
12-18	Sam Houston	H		W, 85-67
12-21	Centenary-100	N		W, 80-52
12-23	Nicholls St.	H		W, 91-74
12-27	Howard	H		W, 81-55
12-30	Okla. St.-5	N	11	W, 63-53
1-5	Alabama	H	21	W, 78-66
1-8	Tennessee	H	15	L, 59-64
1-12	Florida	A	24	L, 57-82
1-15	Vanderbilt	A	24	L, 62-65
1-19	Georgia	H		W, 61-57
1-26	Arkansas	H		W, 96-75
1-29	Arizona	H	5	W, 86-60
2-2	Miss. St.	A	22	L, 66-68
2-5	Alabama	A	22	W, 93-60
2-9	Auburn	H	9	W, 83-68
2-13	Kentucky	H	11	W, 70-57
2-16	Ole Miss	A	16	W, 97-53
2-19	Arkansas	A	16	W, 78-67
2-23	S. Carolina	A	15	W, 64-59
2-26	Miss. St.	H	15	W, 71-66
3-1	Auburn	A	12	W, 55-53
3-4	Ole Miss	H	12	W, 64-60
3-10	Vanderbilt-3	N	10	W, 71-60
3-11	Arkansas-3	N	10	L, 67-69
3-16	SE Mo. St.-66	N	10	W, 64-61
3-18	Texas-66	N	15	W, 72-67
3-23	Wisc.-101	N	10	L, 48-61

2000-01 RECORD: 13-16, 2-14

Coach: John Brady

DATE	OPPONENT	LSU RANK	OPP RANK	RESULTS
11-20	ULM	H		W, 92-49
11-25	Norfolk St.	H		W, 90-62
11-28	Houston	A		W, 61-59
12-9	Texas So.	H		W, 89-57
12-13	McNeese St.	H		W, 87-68

12-16	New Orleans	H		W, 84-57
12-20	Arizona	A	1	L, 75-88
12-22	Nicholls St.	H		W, 92-49
12-28	Oregon St.-5	N		W, 78-68
1-3	Wyoming	H		W, 73-69
1-6	Alabama	H	18	L, 73-82
1-10	Vanderbilt	H		L, 67-71
1-13	Auburn	A		L, 69-85
1-17	Centenary	H		W, 85-44
1-21	Georgia	A		L, 63-68
1-24	Miss. St.	A		W, 82-73
1-27	Arkansas	H		L, 52-59
1-31	S. Carolina	H		L, 56-68
2-3	Alabama	A	17	L, 66-76
2-7	Ole Miss	A	25	L, 33-50
2-10	Auburn	H		L, 65-76
2-13	Florida	H	11	L, 74-81 OT
2-17	Arkansas	A		L, 70-87
2-21	Kentucky	A	13	L, 61-84
2-24	Miss. St.	H		L, 48-55
2-28	Ole Miss	H	14	W, 78-77 OT
3-3	Tennessee	A		L, 71-78
3-8	Georgia-65	N	18	W, 63-62
3-9	Arkansas	N		L, 72-77

2001-02 RECORD: 19-15, 6-10

Coach: John Brady

DATE	OPPONENT	LSU RANK	OPP RANK	RESULTS
11-17	Campbell	H		W, 83-59
11-19	Southern	H		W, 97-69
11-23	Weber St.-102	N		L, 74-75 OT
11-24	Hawaii-Hilo-102	A		W, 64-62
11-25	Mercer-102	N		W, 84-54
11-28	Towson	H		W, 83-46
12-2	Northwestern St.H			W, 91-54
12-4	UL-Lafayette	H		W, 83-65
12-15	McNeese St.	H		W, 80-57
12-18	New Orleans	A		L, 59-60
12-20	Houston	H		W, 73-69
12-27	Miami (Fla.)-5	N	24	L, 61-68
12-30	Nicholls St.	H		W, 71-35
1-5	Alabama	A	18	L, 74-76
1-13	Arkansas	H		W, 75-69
1-16	Florida	A	2	L, 70-102
1-19	Auburn	H		W, 75-58
1-23	Ole Miss	A		L, 55-70
1-26	Miss. St.	A		L, 61-84
1-30	Tennessee	H		L, 58-61
2-2	Alabama	H	7	L, 48-57
2-6	Vanderbilt	A		L, 63-68
2-9	Kentucky	H	7	L, 56-68
2-13	Miss. St.	H		W, 68-65 OT
2-16	Arkansas	A		W, 67-63
2-20	S. Carolina	A		L, 53-66
2-23	Georgia	H	18	L, 54-55
2-27	Ole Miss	H		W, 59-56
3-2	Auburn	A		W, 59-54
3-7	Vanderbilt-3	N		W, 69-62
3-8	Georgia-3	N	17	W, 78-76
3-9	Miss. St.-3	N		L, 51-57
3-13	Iowa-103	A		W, 63-61
3-19	Ball State-60	H		L, 65-75

2002-03 RECORD: 21-11, 8-8

Coach: John Brady

DATE	OPPONENT	LSU RANK	OPP RANK	RESULTS
11-22	Nicholls-104	H		W, 68-24
11-24	S. Ala.-104	H		W, 71-62
11-30	Texas A&M-105	N		L, 77-79
12-3	Delaware St.	H		W, 65-44
12-7	McNeese St.	H		W, 93-72
12-14	Texas A&M-CCI	H		W, 95-60
12-17	Prairie View	H		W, 75-49
12-21	Arizona	H	1	W, 66-65
12-28	Tulane-5	N	24	W, 74-62
12-30	New Orleans	H	21	W, 69-57
1-5	Georgia	A	21	L, 63-89
1-8	Houston	H		W, 80-51
1-11	Miss. St.	H	7	W, 85-72
1-15	Centenary	H	23	W, 112-65
1-18	Ole Miss	H	23	L, 57-67
1-22	Arkansas	A		L, 65-73
1-25	Miss. St.	A	22	L, 64-67
1-28	Florida	H	4	L, 53-70
2-1	Alabama	A	23	L, 66-75
2-5	S. Carolina	H		W, 71-58
2-8	Auburn	A		L, 54-56
2-12	Vanderbilt	H		W, 79-60
2-15	Kentucky	A	3	L, 57-68
2-22	Arkansas	H		W, 75-56
2-26	Auburn	H		W, 94-63
3-1	Tennessee	A		W, 88-67
3-5	Ole Miss	A		W, 77-64
3-8	Alabama	H		W, 66-62

3-13	Arkansas-96	N		W, 85-56
3-14	Florida-96	N	7	W, 65-61
3-15	Miss. St.-96	N		L, 61-76
3-21	Purdue-106	N		L, 56-80

2003-04 RECORD: 18-11, 8-8

Coach: John Brady

DATE	OPPONENT	LSU RANK	OPP RANK	RESULTS
11-21	Southern	H		W, 70-59
11-24	McNeese St.	H		W, 87-77
11-26	Troy State	H		W, 78-69
11-29	ULM	H		W, 96-65
12-16	Utah	H		W, 65-51
12-20	So. Miss	H		W, 65-50
12-23	Tulane	H		W, 67-48
12-27	UAB-5	N		W, 78-62
12-30	Houston	A		L, 52-60
1-3	Centenary	A		W, 66-63
1-6	Arkansas	A		W, 66-55
1-10	Alabama	H		W, 70-66
1-12	New Orleans	A		W, 68-60
1-17	Miss. St.	H	20	L, 54-64
1-21	Ole Miss	A		L, 49-53
1-24	S. Carolina	A	25	L, 55-61
1-28	Georgia	H		W, 63-59
1-31	Alabama	A		W, 60-54
2-4	Tennessee	H		W, 84-67
2-7	Arkansas	H		W, 65-52
2-14	Florida	A	22	W, 73-70
2-18	Auburn	H	24	L, 68-80
2-21	Vanderbilt	A		L, 54-74
2-25	Miss. St.	A	7	L, 58-84
2-29	Kentucky	H	9	L, 64-70
3-3	Ole Miss	H		W, 58-45
3-6	Auburn	A		L, 66-78
3-12	S. Carolina-3	N		L, 64-85
3-17	Oklahoma-107	A		L, 61-70

SEC WESTERN DIVISION CHAMPIONS

2004-05 RECORD: 20-10, 12-4

Coach: John Brady

DATE	OPPONENT	LSU RANK	OPP RANK	RESULTS
11-19	Tulane108	H		W, 83-58
11-21	UL-Lafayette-108	H		W, 83-69
11-24	New Orleans	H		W, 95-79
11-27	West Virginia	H		L, 69-84
12-11	Northwestern St.	H		W, 83-74
12-13	McNeese State	H		W, 82-79
12-18	S. Miss-109	N		L, 84-88 OT
12-21	Houston	A		L, 72-81
12-30	Florida State-5	N		W, 67-50
1-3	Utah	A		L, 55-69
1-8	Alabama	A	19	L, 58-73
1-12	South Carolina	H		W, 79-64
1-15	Ohio State	H		W, 113-101 OT
1-19	Arkansas	H		W, 66-63 OT
1-22	Kentucky	A	8	L, 58-89
1-26	Ole Miss	H		W, 70-60
1-29	Mississippi St.	H	22	W, 69-62
2-2	Georgia	A		W, 95-79
2-5	Tennessee	A		L, 55-77
2-9	Auburn	H		W, 90-69
2-12	Arkansas	A		L, 62-65
2-16	Mississippi St.	A		W, 80-72
2-19	Florida	H	24	W, 77-73
2-22	Alabama	H	14	W, 61-59
2-26	Auburn	A		W, 77-64
3-2	Ole Miss	A		W, 58-53
3-5	Vanderbilt	H		W, 81-69
3-11	Auburn-3	N		W, 89-58
3-12	Kentucky-3	N	4	L, 78-79 OT
3-17	UAB-88	N		L, 68-82

SEC CHAMPIONS NCAA FINAL FOUR

2005-06 RECORD: 27-9, 14-2

Coach: John Brady

DATE	OPPONENT	LSU RANK	OPP RANK	RESULTS
11-18	Southern	H		W, 84-56
11-21	Nicholls St.	H		W, 104-57
11-26	West Virginia	A	13	W, 71-68 OT
11-29	Houston	H	25	L, 83-84
12-10	McNeese St.	H		W, 90-70
12-13	New Orleans	H		W, 94-53
12-17	UL-Lafayette	H		W, 81-62
12-19	N. Iowa-110	H		L, 50-54
12-22	Monticello-110	N		W, 75-48

12-23	Cincinnati-110	N		L, 72-75
12-31	Ohio State	A	21	L, 76-78
1-3	Tulane	H		W, 75-58
1-7	Connecticut	A	2	L, 66-67
1-11	Arkansas	A		W, 63-58
1-14	Tennessee			

Year-by-Year Records

2-27	South Carolina	A	W, 62-55
3-2	Georgia	H	W, 71-64
3-5	Alabama	H	W, 80-74
3-8	Mississippi St.	A	L, 75-84
3-13	S. Carolina-3	N	L, 73-77

COACH TRENT JOHNSON 4 SEASONS • 2008 - 2012 67-64 (.511)

SEC CHAMPIONS

2008-09 RECORD: 27-8, 13-3

Coach: Trent Johnson

DATE	OPPONENT	LSU RANK	OPP RANK	RESULTS	
11-15	Jackson St.	H		W, 79-65	
11-20	Alcorn State-68	H		W, 77-45	
11-23	N'western St.-68	H		W, 91-60	
11-28	Centenary-68	H		W, 64-58	
11-30	Troy-68	H		W, 82-57	
12-2	Cal St. Fullerton	H		W, 84-63	
12-13	Grambling	H		W, 87-41	
12-17	Nicholls State	H		W, 68-56	
12-20	Texas A&M-13	N		L, 61-72	
12-22	McNeese St.	H		W, 62-59	
12-27	Wash. St.	H		W, 64-52	
12-31	UL-Lafayette	H		W, 81-79	
1-3	Southeastern	H		W, 90-61	
1-6	Utah	A		L, 61-91	
1-11	Alabama	A		L, 59-65	
1-14	S. Carolina	H		W, 85-68	
1-17	Ole Miss	A		W, 83-51	
1-21	Mississippi St.	H		W, 81-57	
1-24	Xavier (Ohio)	H	15	L, 70-80	
1-28	Tennessee	A		W, 79-73	
1-31	Arkansas	H		W, 79-69	
2-4	Georgia	A		W, 80-62	
2-8	Alabama	H		W, 76-62	
2-11	Mississippi St.	A		W, 97-94 OT	
2-14	Ole Miss	H		W, 73-66	
2-18	Arkansas	A	23	W, 72-69	
2-21	Auburn	H	23	W, 79-72	
2-24	Florida	H	18	W, 81-75	
2-28	Kentucky	A	18	W, 73-70	
3-4	Vanderbilt	H	12	L, 67-75	
3-7	Auburn	A	12	L, 53-69	
3-13	Kentucky-114	N	20	W, 67-58	
3-14	Miss. St.-114	N	20	L, 57-67	
3-19	Butler-115	N	21	22	W, 75-71
3-21	UNC-115	N	21	2	L, 70-84

2009-10 RECORD: 11-20, 2-14

Coach: Trent Johnson

DATE	OPPONENT	LSU RANK	OPP RANK	RESULTS
11-13	ULM	H		W, 82-62
11-16	Indiana St.-116	H		W, 56-45
11-17	Western Ky.-116	H		W, 71-60
11-25	UConn-117	N	13	L, 55-81
11-27	Arizona St.-117	N		L, 52-71
12-1	UL-Lafayette	H		W, 66-58
12-12	Northwestern St. H			W, 73-62
12-14	Southeastern	H		W, 77-60
12-17	Nicholls	H		W, 63-60
12-19	Rice	H		W, 65-61
12-22	Wash. St.-118	N		L, 70-72 OT
12-29	Xavier (Ohio)	A		L, 65-89
1-2	Utah	H		L, 59-61
1-4	McNeese St.	H		W, 83-60
1-9	Alabama	H		L, 49-66
1-13	S. Carolina	A		L, 58-67
1-16	Florida	A		L, 58-72
1-20	Auburn	H		L, 80-84
1-23	Ole Miss	H	22	L, 63-73
1-27	Alabama	A		L, 38-57
1-30	Miss. St.	A		L, 51-67
2-4	Tennessee	H	14	L, 54-59
2-6	Kentucky	H	4	L, 55-81
2-10	Arkansas	A		L, 52-87
2-13	Vanderbilt	A	22	L, 69-77
2-20	Miss. St.	H		L, 59-60
2-24	Arkansas	H		W, 65-54
2-27	Auburn	A		L, 59-74
3-4	Ole Miss	A		L, 59-72
3-6	Georgia	H		W, 50-48
3-11	Tennessee-65	N	15	L, 49-59

2010-11 RECORD: 11-21, 3-13

Coach: Trent Johnson

DATE	OPPONENT	LSU RANK	OPP RANK	RESULTS
11-12	Northwestern St. H			W, 87-78

11-16	Nicholls	H		L, 53-62
11-18	UT-Martin	H		W, 79-56
11-21	Memphis-119	N	19	L, 61-70
11-24	Centenary	H		W, 78-36
11-28	South Ala.	A		W, 80-65
11-30	Houston	H		W, 73-57
12-11	Cent. Mich.	H		W, 59-55
12-13	Coastal Carolina	H		L, 69-78 OT
12-16	McNeese St.	H		W, 78-66 OT
12-18	Wichita St.-120	N		L, 69-70
12-22	North Texas	H		L, 55-75
12-27	Southern	H		W, 62-41
12-29	Rice	A		L, 68-74
1-2	Virginia	A		L, 50-64
1-8	Auburn	A		W, 62-55
1-12	Arkansas	H		W, 56-53
1-15	Kentucky	A	13	L, 44-82
1-22	Ole Miss	H		L, 51-78
1-26	Tennessee	A		L, 53-75
1-29	Alabama	A		L, 46-70
2-2	S. Carolina	H		L, 56-64
2-5	Miss. St.	H		L, 57-58
2-9	Ole Miss	A		L, 60-66
2-12	Arkansas	A		L, 61-80
2-17	Alabama	H		L, 56-67
2-20	Florida	H	14	L, 61-68
2-23	Miss. St.	A		W, 84-82
2-26	Vanderbilt	H	18	L, 69-90
3-2	Georgia	A		L, 53-73
3-5	Auburn	H		L, 51-60
3-10	Vanderbilt-3	N		L, 50-62

2011-12 RECORD: 18-15, 7-9

Coach: Trent Johnson

DATE	OPPONENT	LSU RANK	OPP RANK	RESULTS
11-12	Nicholls	H		W, 96-74
11-15	Coastal Carolina	A		L, 63-71
11-17	N'western-121	N		L, 82-88
11-18	W. Ky.-121	N		W, 76-57
11-20	Ga. Tech-121	N		W, 59-50
11-23	S. Alabama	H		L, 75-79 OT
11-29	Houston	A		W, 59-58
12-3	Rutgers-122	A		W, 55-50
12-10	Boise State	H		W, 64-45
12-15	UC Irvine	H		W, 66-59
12-19	Marquette	H	10	W, 67-59
12-22	North Texas	A		W, 67-58
12-29	Grambling	H		W, 69-37
1-2	Virginia	H	21	L, 52-57
1-7	Ole Miss	H		W, 81-55
1-11	Alabama	A		L, 53-69
1-14	Arkansas	A		L, 60-69
1-17	Auburn	H		W, 65-58 OT
1-21	Florida	A	17	L, 64-76
1-25	Mississippi St.	A	18	L, 71-76
1-28	Kentucky	H	1	L, 50-74
2-4	Arkansas	H		W, 71-65
2-8	Vanderbilt	A		L, 61-76
2-11	Alabama	H		W, 67-58
2-14	Mississippi St.	H		W, 69-67 OT
2-18	S. Carolina	A		W, 68-58
2-22	Georgia	H		W, 61-53
2-25	Ole Miss	A		L, 48-72
2-29	Tennessee	H		L, 69-74 OT
3-3	Auburn	A		L, 52-67
3-8	Arkansas-96	N		W, 70-54
3-9	Kentucky-96	N	1	L, 51-60
3-13	Oregon-123	A		L, 76-96

COACH JOHNNY JONES 5 SEASONS • 2012-17 90-72 (.556)

2012-13 RECORD: 19-12, 9-9

Coach: Johnny Jones

DATE	OPPONENT	LSU RANK	OPP RANK	RESULTS
11-9	UC Santa Barb.	H		W, 77-63
11-13	McNeese St.	H		W, 73-48
11-20	Northwestern St. H			W, 102-95
11-24	Miss. Valley St. H			W, 75-50
11-29	Seton Hall-124	H		W, 72-67
12-11	Chattanooga	H		W, 80-67
12-14	Boise State	A		L, 70-89
12-18	UC Irvine	A		W, 66-60
12-22	Marquette	A		L, 80-84
12-28	Houston Bapt.	H		W, 75-58
1-5	Bethune-Cook.	H		W, 79-63
1-9	Auburn	A		L, 63-68
1-12	Florida	H	11	L, 52-74
1-16	S. Carolina	H		L, 73-82 OT
1-19	Georgia	A		L, 58-67
1-23	Texas A&M	H		W, 58-54
1-26	Kentucky	A		L, 70-75

1-30	Missouri	H	17	W, 73-70
2-2	Mississippi St.	A		W, 69-68
2-6	Vanderbilt	H		W, 57-56
2-9	Alabama	A		L, 57-60
2-14	South Carolina	A		W, 64-46
2-16	Mississippi St.	H		W, 80-68
2-19	Tennessee	A		L, 72-82
2-23	Alabama	H		W, 97-94 3OT
2-27	Arkansas	H		W, 65-60
3-2	Missouri	A		L, 76-89
3-6	Texas A&M	A		W, 68-57
3-9	Ole Miss	H		L, 67-81
3-14	Georgia-65	N		W, 68-63
3-15	Florida-65	N	13	L, 58-80

2013-14 RECORD: 20-14, 9-9

Coach: Johnny Jones

DATE	OPPONENT	LSU RANK	OPP RANK	RESULTS
11-12	UMass	A		L, 90-92
11-16	Northwestern St. H			W, 88-74
11-19	New Orleans	H		W, 81-54
11-22	Southeastern	H		W, 89-66
11-28	Saint Joe's-125	N		W, 82-65
11-29	Memphis-125	N	21	L, 69-76
12-1	Butler-125	N		W, 70-68 OT
12-14	ULM	H		W, 61-54
12-18	Texas Tech	A		W, 71-69
12-21	UAB	H		W, 86-63
12-28	McNeese State	H		W, 79-52
1-4	Rhode Island	H		L, 70-74
1-7	Tennessee	H		L, 50-68
1-11	South Carolina	A		W, 71-68
1-15	Ole Miss	A		L, 74-88 OT
1-18	Vanderbilt	H		W, 81-58
1-21	Missouri	H		W, 77-71
1-25	Alabama	A		L, 80-82
1-28	Kentucky	H	11	W, 87-82
2-1	Arkansas	H		W, 88-74
2-6	Georgia	A		L, 78-91
2-8	Auburn	H		W, 87-80
2-12	Texas A&M	A		L, 73-83
2-15	Arkansas	A		L, 70-81
2-19	Mississippi St.	H		W, 92-81
2-22	Kentucky	A	18	L, 76-77 OT
2-26	Texas A&M	H		W, 68-49
3-1	Florida	A	1	L, 61-79
3-6	Vanderbilt	A		W, 57-51
3-8	Georgia	H		L, 61-69
3-13	Alabama	N		W, 68-56
3-14	Kentucky	N		L, 67-85
3-19	San Fran-126	A		W, 71-63
3-24	SMU-127	A		L, 67-80

2014-15 RECORD: 22-11, 11-7

Coach: Johnny Jones

DATE	OPPONENT	LSU RANK	OPP RANK	RESULTS
11-15	Gardner-Webb	H		W, 93-82
11-18	Texas Tech	H		W, 69-64 OT
11-21	O. Dominion-128	N		L, 61-70
11-22	Weber St.-128	N		W, 72-58
11-24	Clemson-128	N		L, 61-64
11-29	McNeese State	H		W, 83-72
12-2	UMass	H		W, 82-60
12-4	W. Virginia-129	A	16	W, 74-73
12-13	Sam Houston	H		W, 76-67
12-18	UAB	A		W, 79-70
12-22	Charleston	H		W, 71-47
12-29	Southern Miss	H		W, 87-67
1-3	Savannah St.	H		W, 75-59
1-8	Missouri	A		L, 67-74 OT
1-10	Georgia	H		W, 87-84 2OT
1-14	Ole Miss	A		W, 75-71
1-17	Texas A&M	H		L, 64-67
1-20	Florida	A		W, 79-61
1-24	Vanderbilt	A		W, 79-75 OT
1-28	South Carolina	H		W, 64-58
1-31	Mississippi St.	A		L, 67-73
2-5	Auburn	H		L, 77-81
2-7	Alabama	H		W, 71-60
2-10	Kentucky	H	1	L, 69-71
2-14	Tennessee	A		W, 73-55
2-17	Texas A&M	A		L, 62-68
2-21	Florida	H		W, 70-63
2-24	Auburn	A		W, 84-61
2-28	Ole Miss	H		W, 73-63
3-4	Tennessee	H		L, 63-78
3-7	Arkansas	A		W, 81-78
3-13	Auburn-65	N		L, 70-73 OT
3-19	NC State-130	N		L, 65-66

2015-16 RECORD: 19-14, 11-7

Coach: Johnny Jones

DATE	OPPONENT	LSU RANK	OPP RANK	RESULTS
11-13	McNeese State	H	21	W, 81-70
11-16	Kennesaw State	H	23	W, 91-69
11-19	South Alabama	H	23	W, 78-66
11-23	Marquette-131	N	22	L, 80-81
11-24	NC State-131	N	22	L, 72-83 (ot)
11-30	Charleston	A		L, 58-70
12-2	North Florida</			

Year-by-Year Records



Garrett Temple, Member 2006 Final Four Team



Tasmin Mitchell, Third leading career scorer

1-6	Texas A&M	A	11	W, 69-68
1-10	Arkansas	A		W, 75-54
1-13	Alabama	H		L, 66-74
1-16	Georgia	H		L, 60-61
1-20	Vanderbilt	A		L, 71-77
1-23	Texas A&M	H		W, 77-65
1-27	Auburn	A	19	L, 70-95
1-31	Tennessee	A	18	L, 61-84
2-3	Arkansas	H		W, 94-86
2-7	Florida	A		L, 64-73
2-10	Ole Miss	H		W, 82-66
2-13	Alabama	A		L, 65-80
2-17	Missouri	H		W, 64-63
2-20	Vanderbilt	H		W, 88-78
2-24	Georgia	A		L, 82-93
2-28	S. Carolina	A		L, 74-83(ot)
3-3	Miss. State	H		W, 78-57
3-8	Miss. State-134	N		L, 77-80
3-14	UL-Lafayette-60	H		W, 84-76
3-19	Utah-135	A		L, 71-95

SEC CHAMPIONS

2018-19 RECORD: 28-7, 16-2

Coach: Will Wade (25-5)

Interim Coach: Tony Benford (3-2)

DATE	OPPONENT	LSU RANK	OPP RANK	RESULTS
11-06	Southeastern	H 23		W, 94-63
11-09	UNCG	H 23		W, 97-91
11-13	Memphis	H 22		W, 85-76
11-16	Louisiana Tech	H 22		W, 74-67
11-22	Charleston-136	N 19		W, 67-55
11-23	Florida St.-136	N 19	14	L, 76-79 ot
11-25	Oklahoma St.-136N	19		L, 77-90
12-1	Grambling	H		W, 78-57
12-9	Incarnate Word	H		W, 91-50
12-12	Houston	A	24	L, 76-82
12-15	Saint Mary's-137	N		W, 78-74
12-21	Furman	H	24	W, 75-57
12-28	ULM	H		W, 81-69
1-8	Alabama	H		W, 88-79
1-12	Arkansas	A		W, 94-88 ot
1-15	Ole Miss	A	18	W, 83-69
1-19	South Carolina	H		W, 89-67
1-23	Georgia	H 25		W, 92-82
1-26	Missouri	A 25		W, 86-80 ot
1-30	Texas A&M	A 19		W, 72-57
2-2	Arkansas	H 19		L, 89-90

2-6	Miss. State	A 21		W, 92-88 ot
2-9	Auburn	H 21		W, 83-78
2-12	Kentucky	A 19	5	W, 73-71
2-16	Georgia	A 19		W, 83-79
2-20	Florida	H 13		L, 77-82 ot
2-23	Tennessee	H 13	5	W, 82-80 ot
2-26	Texas A&M	H 13		W, 66-55
3-2	Alabama	A 13		W, 74-69
3-6	Florida	A 10		W, 79-78 ot
3-9	Vanderbilt	H 10		W, 80-59
3-15	Florida-65	N 9		L, 73-76
3-21	Yale-111	N 12		W, 79-74
3-23	Maryland-111	N 12		W, 69-67
3-29	Mich. State-138	N 12	5	L, 63-80

Note: Coach Wade did not coach the last 5 games of the 2018-19 season (LSU decision).

2019-20 RECORD: 21-10, 12-6

Coach: Will Wade

DATE	OPPONENT	LSU RANK	OPP RANK	RESULTS
11-08	Bowling Green	H 22		W, 88-79
11-13	VCU	A 23		L, 82-84
11-16	Nicholls	H 23		W, 75-65
11-19	UMBC	H		W, 77-50
11-22	Utah State-140	N	15	L, 78-80
11-24	Rhode Island-140	N		W, 96-83
11-29	Missouri St.	H		W, 73-58
12-3	UNO	H		W, 90-54
12-8	Northwestern St.	H		W, 109-59
12-18	E. Tenn. State	H		L, 63-74
12-21	USC-141	N		L, 68-70
12-29	Liberty	H		W, 74-57
1-4	Tennessee	A		W, 78-64
1-8	Arkansas	H		W, 79-77
1-11	Miss. State	H		W, 60-59
1-14	Texas A&M	A		W, 89-85 OT
1-18	Ole Miss	A		W, 80-76
1-21	Florida	H		W, 84-82
1-25	Texas-142	A		W, 69-67
1-29	Alabama	H 22		W, 90-76
2-1	Ole Miss	H 22		W, 73-63
2-5	Vanderbilt	A 18		L, 90-99
2-8	Auburn	A 18	11	L, 90-91 OT
2-11	Missouri	H 25		W, 82-78
2-15	Alabama	A 25		L, 82-88
2-18	Kentucky	H 10		L, 76-79
2-22	South Carolina	A		W, 86-80
2-26	Florida	A		L, 66-81
2-29	Texas A&M	H		W, 64-50

3-4	Arkansas	A		L, 90-99
3-7	Georgia	H		W, 94-64

Note: Remainder of 2019-20 season canceled by SEC and NCAA prior to league tournament because of pandemic.

2020-21 RECORD: 19-10, 11-6

Coach: Will Wade

DATE	OPPONENT	LSU RANK	OPP RANK	RESULTS
11-26	SIUE-143	N		W, 94-81
11-28	Saint Louis-143	A		L, 81-85
11-30	Southeastern	H		W, 96-43
12-6	LA Tech	H		W, 86-55
12-14	Sam Houston	H		W, 88-66
12-26	Nicholls State	H		W, 86-80
12-29	Texas A&M	H		W, 77-54
1-2	Florida	A		L, 79-83
1-6	Georgia	H		W, 94-92 OT
1-9	Ole Miss	A		W, 75-61
1-13	Arkansas	H		W, 92-76
1-16	South Carolina	H		W, 85-80
1-19	Alabama	H	18	L, 75-105
1-23	Kentucky	A		L, 69-82
1-26	Texas A&M	A		W, 78-66
1-30	Texas Tech-132	H	10	L, 71-76
2-3	Alabama	A	10	L, 60-78
2-10	Miss. State	A		W, 94-80
2-13	Tennessee	H	16	W, 78-65
2-20	Auburn	H		W, 104-80
2-23	Georgia	A		L, 78-91
2-27	Arkansas	A	20	L, 75-83
3-2	Vanderbilt	H		W, 83-68
3-6	Missouri	A		W, 86-80
3-12	Ole Miss-65	N		W, 76-73
3-13	Arkansas-65	N	8	W, 78-71
3-14	Alabama-65	N	6	L, 79-80
3-20	St. Bonaventure-48	N		W, 76-61
3-22	Michigan-49	N	4	L, 78-86

Year-by-Year Records

NEUTRAL SITE/TOURNAMENT GUIDE

1	SIC Tournament	Atlanta, Ga.
2	Game in Meridian, Miss.	
3	SEC Tournament	Atlanta, Ga.
4	Amer. Leg. Bowl Natl. Champ.	Atl. City, N.J.
5	Sugar Bowl Classic	New Orleans, La.
6	SEC Tournament	Knoxville, Tenn.
7	SEC Tournament	Baton Rouge, La.
8	Game in Marion, Ark.	
9	SEC Tournament	Louisville, Ky.
10	Game vs. NW State	Shreveport, La.
11	Game in New York, N.Y.	
12	Game in Memphis, Tenn.	
13	Game in Houston, Texas	
14	Game in New York, N.Y.	
15	Fort Worth Collegiate	Fort Worth, Texas
16	Game in Memphis, Tenn.	
17	Game in Lake Charles, La.	
18	Game in New York, N.Y.	
19	San Antonio Invtl.	San Antonio, Texas
20	Game in Little Rock, Ark.	
21	NCAA Tournament	Raleigh, N.C.
22	NCAA Final Four	Kansas City, Mo.
23	SEC Playoff	Nashville, Tenn.
24	NCAA Tournament	Iowa City, Iowa
25	Gator Bowl Tournament	Jacksonville, Fla.
26	Louisiana Invitational	Shreveport, La.
27	Carousell Invitational	Raleigh, N.C.
28	Game in Shreveport, La.	
29	Poinsettia Classic	Greenville, S.C.
30	Birmingham Classic	Birmingham, Ala.
31	Hurricane Classic	Miami, Fla.
32	VPI Tournament	Blacksburg, Va.
33	Far West Classic	Portland, Ore.
34	Evansville Tournament	Evansville, Ind.
35	All-College Tournament	Oklahoma City, Okla.
36	Bluebonnet Classic	Houston, Texas
37	Los Angeles Classic	Los Angeles, Calif.
38	Milwaukee Classic	Milwaukee, Wisc.
39	Game in Charlotte, N.C.	
40	Rainbow Classic	Honolulu, Hawaii
41	NIT	New York, N.Y.
42	Astro-Bluebonnet Classic	Houston, Texas
43	Big Blue Classic	Logan, Utah
44	Carolina Classic	Columbia, S. C.
45	Louisiana Classic	Baton Rouge, La.
46	Game in New York, N.Y.	
47	SEC Tournament	Birmingham, Ala.
48	NCAA Tournament	Bloomington, Ind.
49	NCAA Tournament	Indianapolis, Ind.
50	Game in New Orleans, La. (Superdome)	
51	NCAA Tournament	Denton, Texas
52	NCAA Tournament	Houston, Texas
53	Great Alaskan Shootout	Anchorage, Al.
54	Game in New Orleans, La. (Superdome)	
55	NCAA Tournament	Austin, Texas
56	NCAA Tournament	New Orleans, La.
57	NCAA Final Four	Philadelphia, Pa.
58	Game in New Orleans, La.	
59	SEC Tournament	Lexington, Ky.
60	NIT	Baton Rouge, La.
61	Hawaii Tipoff Tour.	Honolulu, Hawaii
62	Game in East Rutherford, N. J.	
63	Game in New Orleans, La.	
64	Game in Houston, Texas	
65	SEC Tournament	Nashville, Tenn.
66	NCAA Tournament	Salt Lake City, Utah
67	NCAA Tournament	Dayton, Ohio
68	LSU Invitational	Baton Rouge, La.
69	NCAA Tournament	Atlanta, Ga.
70	NCAA Final Four	Dallas, Texas
71	Seaside Classic	Laie, Hawaii
72	Game played in Laie, Hawaii	
73	Game in Oklahoma City	
74	NCAA Tournament	Rosemont, Ill.
75	NCAA Tournament	Cincinnati, Ohio
76	UNLV/Bud Light Classic	Las Vegas, Nev.
77	Game in New Orleans, La.	
78	NCAA Tournament	Hartford, Conn.
79	Chaminade Classic	Honolulu, Hawaii
80	NCAA Tournament	Tucson, Ariz.
81	Game in Houston, Texas	
82	Game in New Orleans, La.	
83	SEC Tournament	Orlando, Fla.
84	NCAA Tournament	Knoxville, Tenn.
85	Tipoff Classic	Springfield, Mass.
86	NCAA Tournament	Minneapolis, Minn.
87	Game in New Orleans, La.	
88	NCAA Tournament	Boise, Idaho
89	Maui Invitational	Maui, Hawaii
90	Game in San Antonio, Texas	
91	Game in New Orleans, La.	
92	Game in New Orleans, La.	
93	SEC Tournament	Memphis, Tenn.
94	Game in Tulsa, Okla.	
95	Tipoff Classic	Honolulu, Hawaii
96	SEC Tournament	New Orleans, La.
97	John Wooden Classic	Anaheim, Calif.
98	Game in Auburn Hills, Mich.	
99	Hawaii Pacific Classic	Honolulu, Hawaii
100	Game in Shreveport, La.	

101	NCAA Tournament	Albuquerque, N.M.
102	Hilo Classic	Hilo, Hawaii
103	NIT	Iowa City, Iowa
104	Hispanic Coll. Fund Classic in B.R., La.	
105	Space City Classic	Houston, Texas
106	NCAA Tournament	Birmingham, Ala.
107	NIT	Norman, Okla.
108	LSU Louisiana Classic	Baton Rouge, La.
109	Game in Biloxi, Miss.	
110	LV Holiday Classic	Las Vegas, Nev.
111	NCAA Tournament	Jacksonville, Fla.
112	NCAA Final Four	Indianapolis, Ind.
113	Big East/SEC Challenge	Philadelphia, Pa.
114	SEC Tournament	Tampa, Fla.
115	NCAA Tournament	Greensboro, N.C.
116	NIT Season Tip-Off	Baton Rouge, La.
117	NIT Season Tip-Off	New York, N.Y.
118	Cougar Classic	Seattle, Wash.
119	Game in Tupelo, Miss.	
120	Game in Bossier City, La.	
121	Charleston Classic	Charleston, S.C.
122	Big East/SEC Challenge	Piscataway, N.J.
123	NIT	Eugene, Ore.
124	Big East/SEC Challenge	Baton Rouge, La.
125	Old Spice Classic	Orlando, Fla.
126	NIT	San Fran, Calif.
127	NIT	Dallas, Texas
128	Paradise Jam	St. Thomas, USVI
129	SEC/Big 12 Challenge	Morgantown, WVa
130	NCAA Tournament	Pittsburgh, Pa.
131	Legends Classic	Brooklyn, N.Y.
132	SEC/Big 12 Challenge	Baton Rouge
133	Battle 4 Atlantis	Paradise Island, Bahamas
134	SEC Tournament	St. Louis, Mo.
135	NIT	Salt Lake City, Utah
136	AdvoCare Classic	Orlando, Florida
137	Neon Hoops Classic	Las Vegas, Nevada
138	NCAA Tournament	Washington, D.C.
139	Game in New Albany, Indiana	
140	Jersey Mike's Classic	Kingston, Jamaica
141	Basketball HOF Classic	Los Angeles, Calif.
142	Big 12/SEC Challenge	Austin, Texas
143	Billiken Classic	St. Louis, Missouri

EXHIBITION GAMES

12-6-52	Pensacola Navy	H	W, 107-59
2-16-53	Pensacola Navy	A	W, 71-60
12-5-53	Pensacola Navy	H	W, 109-68
12-1-69	Athletes in Action	H	W, 71-68
12-27-69	SUB PAC-40	A	W, 88-80
11-27-72	Univ. of Americas	A	L, 83-87
11-28-72	Univ. of Americas	A	W, 69-57
11-16-73	Australian Olympic	H	W, 69-63
11-16-74	Czechoslovakia	H	W, 88-78
11-18-75	Yugoslavia	H	W, 100-90
11-19-76	Athletes In Action	H	L, 53-76
11-15-77	Soviet Union-2 ot	H	W, 99-96
11-3-78	Australia	H	W, 90-65
11-13-79	Yugoslavia	H	W, 82-79
11-13-80	Airliners	H	W, 91-87
11-19-81	Airliners	H	W, 76-71
11-18-82	Brewster Heights	H	W, 104-82
11-11-83	Houston Flyers	H	W, 109-89
11-8-84	China	H	W, 90-65
11-15-85	Brewster Heights	H	W, 131-82
11-14-86	Continental	H	W, 86-76
11-27-87	Brewster Heights	H	W, 123-97
11-11-88	Brewster Heights	H	W, 193-94
11-20-88	Yugoslavia	H	L, 84-92
11-8-89	Athletes in Action	H	W, 111-79
11-10-89	Russia	H	W, 114-109
11-16-90	Newcastle	H	W, 111-91
11-8-91	Mebourne	H	W, 96-60
11-15-91	Ranco Raiders	H	W, 126-80
11-20-92	High Five America	H	W, 94-89
11-24-92	Australia	H	W, 97-74
11-19-93	Dinamo Moscow	H	L, 85-87
11-22-93	High Five America	H	W, 101-87
11-11-94	High Five America	H	W, 83-73
11-18-94	Victorian All-Stars	H	W, 94-90
11-8-95	Athletes in Action	H	L, 82-90
11-15-95	Victorian All-Stars	H	W, 79-62
11-8-96	Geelong Supercats	H	W, 67-61
11-15-96	Bulgaria	H	W, 81-40
11-6-97	Double Pump	H	W, 76-67
11-14-97	Outback All-Stars	H	W, 60-62
11-6-98	California All-Stars	H	L, 75-84
11-11-98	Next Level	H	W, 81-68
11-8-99	Next Level	H	W, 78-70
11-12-99	Sports Tours	H	W, 94-61
8-9-00	Italian Oly. Team (Italy)	L	62-104

8-10-00	Angola Oly. Team (Italy)	L	75-77
8-11-00	Trieste (Italy)	W	90-62
8-13-00	Angola Oly. Team (Italy)	W	79-73
(11-6-00)	Global Sports	H	W, 72-69
11-13-00	Angola Altetico	H	W, 92-52
11-5-01	Global Sports	H	W, 78-71
11-12-01	Sports Tours	H	W, 85-51
11-7-02	Global Sports	H	L, 69-78
11-15-02	Houston Sports	H	W, 81-71
11-6-03	Global Sports	H	L, 64-68
11-17-03	SE All-Stars	H	W, 77-64
11-9-04	EA All-Stars	H	W, 62-52
11-15-04	Houston Sports	H	W, 124-78
11-10-05	EA Sports	H	W, 74-54
11-15-05	LSU-Shreveport	H	W, 122-58
11-9-06	EA Sports	H	W, 70-65
11-15-06	Louisiana College	H	W, 94-41
9-1-07	Guelph (Canada)	A	W, 92-60
9-2-07	York (Canada)	A	W, 101-67
9-3-07	Toronto (Canada)	A	W, 82-55
11-1-07	Belhaven	H	W, 108-57
11-6-07	EA Sports	H	W, 72-68
5-19-11	Virtus Frusion (Italy)		W, 107-60
5-20-11	Anagni Basket (Italy)		W, 99-77
5-21-11	Selezione Bas. Roma (Italy)		W, 88-59
5-24-11	Elmec Varese (Italy)		W, 87-62
5-25-11	Armani Junior (Italy)		W, 82-51
5-26-11	Laghi-Gazzada (Italy)		W, 92-74
11-5-12	UA Monticello	H	W, 82-66
11-6-13	Xavier (NO)	H	W, 80-45
11-7-14	Morehouse	H	W, 71-47
8-15-15	Newcastle A-S (Australia)		W, 89-75
8-16-15	Sydney Kings (Australia)		L, 95-97
8-18-15	Queensland A-S (Aust.)		W, 91-88
8-20-15	Melbourne United (Aust.)		W, 97-89
8-22-15	Melbourne United (Aust.)		L, 64-82
11-6-15	Southwest Baptist	H	W, 98-72
11-7-16	Reinhardt	H	W, 113-80
10-31-17	Tulane	A	L, 74-84
8-15-19	Dominican Rep. (Madrid)		L, 88-92
8-17-19	Valencia All-Stars (Valencia)		W, 111-86
8-20-19	Barcelona AS (Barcelona)		W, 107-88
8-21-19	FC Barcelona (Barcelona)		W, 101-77
11-2-19	Louisiana Tech	A	W, 83-70



Brandon Bass, 2005 SEC Player of the Year

Series Records

ALABAMA (74-112)

1916	1-14	H	L, 25-39
1916	1-15	H	L, 25-44
1916		A	W, 25-18
1917	2-5	H	W, 34-7
1917	2-16	A	W, 38-9
1918	2-9	A	W, 28-25
1918	2-9	A	W, 30-11
1920	2-23	H	W, 44-19
1924	2-12	A	L, 8-44
1926	1-25	A	L, 15-26
1926	1-26	A	W, 28-22
1929	1-30	A	L, 16-38
1929	1-31	A	L, 28-37
1930	2-3	A	L, 20-37
1930	2-4	A	L, 22-28
1931	1-22	H	L, 26-40
1931	1-23	H	L, 28-37
1932	1-22	A	L, 25-34
1932	1-23	A	L, 25-37
1933	1-4	H	W, 32-27
1933	1-5	H	L, 36-40
1934	1-12	A	L, 33-36
1934	1-13	A	L, 29-37
1935	1-7	H	W, 34-32
1935	1-8	H	W, 41-39
1936	1-10	A	L, 25-37
1936	1-11	A	L, 34-43
1936	2-28	N	L, 30-52
1937	1-6	A	W, 43-33
1937	1-7	H	W, 47-27
1938	2-7	A	L, 33-41
1938	2-8	A	L, 32-33
1939	1-6	H	W, 33-29
1938	1-7	H	L, 30-39
1940	1-15	A	W, 33-28
1940	2-29	N	L, 25-51
1941	1-6	H	W, 37-28
1941	1-13	A	L, 32-36 OT
1942	1-12	A	L, 28-40
1942	2-27	N	L, 31-45 OT
1943	1-4	H	W, 36-32
1943	1-11	A	W, 32-29
1943	2-26	N	W, 47-41
1946	1-14	A	W, 48-26
1946	2-16	H	W, 44-30
1947		A	L, 38-45
1947		H	W, 54-43
1948	1-27	A	L, 43-49
1948	3-1	H	L, 32-37
1949	1-20	H	W, 51-44
1949	2-5	A	L, 45-56
1950	1-20	H	L, 52-60
1950	12-23	N	W, 64-58
1951	2-3	A	L, 69-94
1951	12-8	H	W, 68-61
1952	12-17	A	W, 58-45
1954	2-22	H	W, 79-61
1955	2-21	A	L, 51-71
1956	2-20	H	L, 59-77
1957	2-18	A	L, 70-82
1957	12-20	N	L, 50-60
1958	2-17	H	W, 58-49
1959	2-16	A	L, 84-89
1960	2-15	H	W, 66-53
1961	2-20	A	L, 60-68
1961	12-16	N	W, 72-63
1962	2-19	H	W, 69-60
1963	2-18	A	L, 71-75
1964	2-17	H	L, 70-72
1965	2-6	H	W, 67-64
1965	2-15	A	L, 78-90
1966	2-7	A	L, 62-66
1966	2-19	H	L, 73-81
1967	1-14	A	L, 74-76 OT
1967	2-18	H	L, 77-86
1967	12-30	H	W, 81-70
1968	2-17	A	W, 99-89
1969	1-4	A	L, 82-85
1969	2-8	H	W, 81-75
1970	1-3	H	W, 90-83
1970	2-7	A	L, 104-106

1971	1-4	A	L, 87-101
1971	2-6	H	W, 107-78
1972	1-10	H	L, 80-101
1972	2-12	A	L, 99-103 4 OT
1973	1-6	A	L, 66-77
1973	2-10	H	W, 72-70
1974	1-19	H	L, 79-80 OT
1974	2-18	A	L, 87-99
1975	1-18	A	L, 67-93
1975	2-17	H	L, 76-80
1976	1-17	A	L, 75-113
1976	2-14	H	L, 74-78
1977	1-8	A	L, 77-80
1977	2-5	H	L, 70-77 OT
1978	1-4	A	L, 67-70
1978	3-6	H	W, 103-85
1979	1-10	A	L, 76-90
1979	2-22	H	W, 86-66
1980	1-7	H	L, 56-57
1980	2-6	A	W, 68-66 OT
1980	2-29	N	W, 73-66
1981	1-14	A	W, 59-56
1981	2-11	H	W, 70-57
1982	1-13	A	L, 86-109
1982	2-10	H	W, 73-68
1983	1-22	A	L, 70-75
1983	2-19	H	L, 67-71
1984	1-21	H	W, 85-84
1984	2-17	A	L, 49-51 OT
1984	3-8	N	L, 70-72 OT
1984	12-30	H	W, 63-61
1985	1-9	A	L, 67-79
1986	1-9	A	L, 67-83
1986	2-9	H	L, 71-80
1987	1-15	A	L, 65-69
1987	2-14	H	L, 52-60
1987	3-8	N	L, 62-69
1988	1-20	H	W, 67-52
1988	2-20	A	L, 59-72
1989	1-21	H	W, 80-76
1989	2-22	A	L, 72-87
1990	1-21	A	L, 55-70
1990	2-21	H	W, 75-69
1991	1-15	A	W, 90-80
1991	2-17	H	W, 88-81
1992	1-14	A	W, 89-81
1992	2-29	H	W, 73-65
1993	1-6	A	L, 67-77
1993	2-23	H	W, 76-68
1994	1-19	H	L, 67-71
1994	2-8	A	L, 66-75
1995	1-17	A	W, 74-61
1995	2-11	H	L, 66-74
1996	1-6	H	W, 99-77
1996	2-17	A	L, 73-76
1997	1-25	A	L, 66-75
1997	2-15	H	L, 72-78
1998	1-7	H	L, 57-60
1998	2-21	A	L, 60-69
1999	1-13	H	W, 71-70
1999	2-10	A	L, 71-72 30T
2000	1-5	H	W, 78-66
2000	2-5	A	W, 93-60
2001	1-6	H	L, 73-82
2001	2-3	A	L, 66-76
2002	1-5	A	L, 74-76
2002	2-2	H	L, 48-57
2003	2-1	A	L, 66-75
2003	3-8	H	W, 66-62
2004	1-10	H	W, 70-66
2004	1-31	A	W, 60-54
2005	1-8	A	L, 58-73
2005	2-22	H	W, 61-59
2006	1-21	H	W, 68-57
2006	2-4	A	L, 62-67
2007	1-9	A	L, 61-71
2007	1-31	H	L, 70-73
2008	2-2	A	L, 72-81
2008	3-5	H	W, 80-74
2009	1-11	A	L, 59-65
2009	2-8	H	W, 76-62
2010	1-9	H	L, 49-66
2010	1-27	A	L, 38-57

2011	1-29	A	L, 46-70
2011	2-17	H	L, 56-67
2012	1-11	A	L, 53-69
2012	2-11	H	W, 67-58
2013	2-9	A	L, 57-60
2013	2-23	H	W, 97-94 3 OT
2014	1-25	A	L, 80-82
2014	3-13	N	W, 68-56
2015	2-7	H	W, 71-60
2016	1-23	A	W, 72-70
2016	2-17	H	L, 69-78
2017	1-14	H	L, 66-81
2017	2-18	A	L, 71-90
2018	1-13	H	L, 66-74
2018	2-13	A	L, 80-65
2019	1-8	H	W, 88-79
2019	3-2	A	W, 74-69
2020	1-29	H	W, 90-76
2020	2-15	A	L, 82-88
2021	1-19	H	L, 75-105
2021	2-3	A	L, 60-78
2021	3-14	N	L, 79-80

LSU at home: LSU leads, 50-34
at Alabama: Alabama leads, 71-19
at Neutral sites: Alabama leads, 7-5

ALCORN STATE (4-0)

1980	3-9	N	W, 98-88
1999	12-11	H	W, 71-64
2008	11-20	H	W, 77-45
2017	11-10	H	W, 99-59

AMERICAN (1-0)

2016	12-22	H	W, 79-61
------	-------	---	----------

APPALACHIAN STATE (1-0)

1979	3-10	N	W, 71-57
------	------	---	----------

ARIZONA (3-3)

1990	12-8	H	W, 92-82
1991	12-7	A	L, 67-87
1999	2-13	A	L, 71-78
2000	1-29	H	W, 86-60
2000	12-20	A	L, 75-88
2002	12-21	H	W, 66-65

LSU at home: LSU leads, 3-0
at Arizona: Arizona leads, 3-0

ARIZONA STATE (0-2)

2007	11-21	N	L, 84-87OT
2009	11-27	N	L, 52-71

ARKANSAS (34-38)

1949	12-9	H	W, 62-46
1951	2-15	N	L, 50-64
1958	12-9	N	W, 67-58
1961	12-21	N	L, 81-84 OT
1962	12-19	N	W, 72-70
1977	12-29	H	L, 62-67
1979	12-20	N	W, 56-55
1980	11-29	N	L, 76-86
1981	3-20	N	W, 72-56
1992	1-11	H	L, 90-101
1992	3-3	A	L, 92-106 OT
1993	2-2	H	L, 79-91
1993	3-3	A	L, 75-88
1994	1-11	A	L, 83-84
1994	3-2	H	L, 105-108 OT
1995	1-31	A	L, 81-105
1995	2-22	H	L, 90-92
1996	1-30	A	L, 68-76
1996	3-2	H	L, 79-94
1997	1-11	A	L, 57-82

1997	3-1	H	W, 66-64
1998	1-4	A	L, 59-62
1998	1-28	H	L, 68-85
1999	1-2	H	L, 75-80
1999	1-27	A	L, 64-86
2000	1-26	H	W, 96-75
2000	2-19	A	W, 78-67
2000	3-11	H	L, 67-69
2001	1-27	H	L, 52-59
2001	2-17	A	L, 70-87
2001	3-9	N	L, 72-77
2002	1-13	H	W, 75-69
2002	2-16	A	W, 67-63
2003	1-22	A	L, 65-73
2003	2-22	H	W, 75-56
2003	3-13	N	W, 85-56
2004	1-6	A	W, 66-55
2004	2-7	H	W, 65-52
2005	1-19	H	W, 66-63 OT
2005	2-12	A	L, 62-65
2006	1-11	A	W, 63-58
2006	2-8	H	W, 78-77
2007	1-20	A	L, 52-72
2007	2-10	H	W, 71-67
2008	1-26	H	L, 52-68
2008	2-20	A	L, 61-87
2009	1-31	H	W, 79-69
2009	2-18	A	W, 72-69
2010	2-10	A	L, 52-87
2010	2-24	H	W, 65-54
2011	1-12	H	W, 56-53
2011	2-12	A	L, 61-80
2012	1-14	A	L, 60-69
2012	2-4	H	W, 71-65
2012	3-8	N	W, 70-54
2013	2-27	H	W, 65-60
2014	2-1	H	W, 88-74
2014	2-15	A	L, 70-81
2015	3-7	A	W, 81-78
2016	1-16	H	W, 76-74
2016	2-23	A	L, 65-85
2017	1-21	A	L, 86-99
2017	2-11	H	L, 70-78
2018	1-10	A	W, 75-54
2018	2-3	H	W, 94-86
2019	1-12	A	W, 94-88 OT
2019	2-2	H	L, 89-90
2020	1-8	H	W, 79-77
2020	3-4	A	L, 90-99
2021	1-13	H	W, 92-76
2021	2-27	A	L, 75-83
2021	3-13	N	W, 78-71

LSU at home: LSU leads, 19-12
At Arkansas: Arkansas leads, 21-8
at Neutral Sites: LSU leads, 7-5

ARK.-MONTICELLO (1-0)

2006	12-22	N	W, 75-48
------	-------	---	----------

ARKANSAS STATE (2-1)

1986	12-4	H	W, 73-61
1987	12-19	A	L, 52-66
1990	12-18	H	W, 98-74

ARMY (1

Series Records

1929	1-29	A	W, 65-28
1930	2-7	H	W, 44-27
1930	2-8	H	W, 49-45
1932	2-8	H	L, 34-48
1932	2-9	H	L, 30-34
1932	2-27	N	L, 22-30
1933	2-25	A	W, 26-25
1933	1-26	A	L, 24-25
1933	2-20	N	W, 57-33
1934	2-5	H	W, 40-17
1934	2-6	H	W, 38-16
1937	2-1	A	L, 24-37
1937	2-2	A	W, 54-34
1938	3-3	H	W, 60-34
1940	1-5	H	W, 50-39
1940	1-6	H	L, 26-42
1941	2-11	A	L, 49-50
1942	2-17	H	W, 63-49
1943	2-6	A	W, 62-37
1943	2-25	N	W, 67-38
1947	2-15	H	W, 74-53
1948	1-24	A	L, 48-51
1950	2-4	A	L, 66-70
1950	2-13	H	W, 76-61
1950	3-3	N	W, 73-45
1951	2-5	A	W, 75-74
1952	2-16	H	W, 70-64
1953	2-14	A	W, 65-57
1954	2-20	H	W, 77-59
1955	2-19	A	L, 71-75
1956	2-18	H	L, 71-80
1957	2-16	A	L, 62-99
1958	2-15	H	L, 58-76
1959	2-14	A	L, 67-115
1960	2-13	H	L, 61-63
1961	2-18	A	L, 65-69
1961	12-15	N	L, 50-67
1962	2-17	H	L, 50-55
1963	2-16	A	L, 57-82
1964	2-15	H	W, 86-66
1965	2-13	A	L, 60-101
1966	1-8	H	L, 66-74
1967	1-3	A	L, 59-70
1967	2-8	H	L, 63-80
1968	1-3	H	W, 76-72
1968	2-7	A	L, 69-74
1969	1-11	A	L, 71-90
1969	2-15	H	W, 93-81
1970	1-10	H	L, 70-79
1970	2-16	A	W, 70-64
1971	1-9	A	W, 106-92
1971	2-15	H	W, 114-94
1972	1-15	H	L, 73-77
1972	2-14	A	L, 77-85
1973	1-13	A	W, 79-60
1973	2-12	H	W, 76-74
1974	1-26	A	W, 87-76
1974	2-25	H	L, 89-96
1975	1-25	H	L, 78-87
1975	2-24	A	L, 94-110
1976	1-3	H	L, 86-102
1976	3-6	A	L, 80-90
1977	1-29	H	W, 77-73
1977	2-26	A	W, 86-76
1978	1-23	H	W, 90-79
1978	2-20	A	W, 101-95 OT
1979	1-15	H	W, 94-82
1979	2-12	A	W, 78-68
1980	1-16	H	W, 93-82
1980	2-13	A	W, 50-44
1981	1-21	A	W, 74-64
1981	2-18	H	W, 58-47
1982	1-20	H	W, 69-68
1982	2-17	A	L, 72-82
1983	1-29	H	L, 62-64
1983	2-26	A	W, 87-61
1984	1-27	A	L, 78-80
1984	2-25	H	W, 81-80
1985	1-26	H	W, 80-62
1985	2-27	A	W, 78-73
1985	3-7	N	L, 55-58
1986	2-4	A	W, 63-61

1986	2-26	H	L, 86-92
1987	1-28	H	W, 75-73
1987	3-1	A	L, 62-100
1988	2-3	A	W, 78-69
1988	3-5	H	L, 80-89
1989	1-7	H	W, 104-77
1989	2-8	A	W, 104-91
1990	1-6	A	W, 77-70
1990	2-7	H	W, 82-71
1990	3-9	N	L, 76-78
1991	1-12	A	W, 96-84
1991	2-13	H	W, 98-61
1991	3-8	N	L, 77-92
1992	1-8	A	W, 87-70
1992	2-22	H	W, 99-82
1993	1-9	H	W, 87-81
1993	2-13	A	W, 75-73
1994	1-8	H	W, 83-72
1994	2-12	A	L, 83-111
1995	1-11	A	W, 76-73
1995	2-25	H	W, 89-78
1996	1-21	A	L, 87-95
1996	2-24	H	W, 93-67
1997	1-22	H	W, 75-59
1997	2-8	A	L, 72-76
1998	1-14	H	W, 59-54
1998	2-14	A	L, 44-66
1999	1-9	H	L, 70-73
1999	2-6	A	L, 54-80
2000	2-9	H	W, 83-68
2000	3-1	A	W, 55-53
2001	1-13	A	L, 69-85
2001	2-10	H	L, 65-76
2002	1-19	H	W, 75-58
2002	3-2	A	W, 59-54
2003	2-8	A	L, 54-56
2003	2-26	H	W, 94-63
2004	2-18	H	L, 68-80
2004	3-6	A	L, 66-78
2005	2-9	H	W, 90-69
2005	2-26	A	W, 77-64
2005	3-11	N	W, 89-58
2006	2-1	H	W, 84-69
2006	2-18	A	W, 65-61
2007	1-13	H	W, 65-63
2007	2-28	A	L, 68-80
2008	1-16	H	L, 67-74
2008	1-30	A	W, 81-80
2009	2-21	H	W, 79-72
2009	3-7	A	L, 53-69
2010	1-20	H	L, 80-84
2010	2-27	A	L, 59-74
2011	1-8	A	W, 62-55
2011	3-5	H	L, 51-60
2012	1-17	H	W, 65-58 OT
2012	3-3	A	L, 52-67
2013	1-9	A	L, 63-68
2014	2-8	H	W, 87-80
2015	2-5	H	L, 77-81
2015	2-24	A	W, 84-61
2015	3-13	N	L, 70-73 OT
2016	2-2	A	W, 80-68
2017	1-18	A	L, 74-78
2017	2-21	H	L, 75-98
2018	1-27	A	L, 70-95
2019	2-9	H	W, 83-78
2020	2-8	A	L, 90-91 OT
2021	2-20	H	W, 104-80

LSU at home: LSU leads, 48-25
at Auburn: Auburn leads, 39-35
at Neutral Sites: Auburn leads, 6-4

BALL STATE (0-1)

2002	3-19	H	L, 65-75
------	------	---	----------

BAYLOR (3-4)

1921	2-23	A	L, 20-32
1921	2-24	A	W, 34-33
1946	12-14	H	W, 61-34

1956	12-19	H	W, 84-76
1964	12-5	H	L, 72-84
1971	1-7	H	L, 83-90
1971	12-6	A	L, 77-81

LSU at home: Tied, 2-2
at Baylor: Baylor leads, 2-1

BELMONT (1-0)

1998	12-19	H	W, 82-63
------	-------	---	----------

BETHUNE-COOKMAN (1-0)

2013	1-5	H	W, 79-63
------	-----	---	----------

BIRMINGHAM SOUTHERN (4-0)

1951	12-5	H	W, 77-40
1952	12-5	H	W, 98-38
1956	12-6	H	W, 60-59
1958	12-4	H	W, 79-72

BOISE STATE (1-1)

2011	12-10	H	W, 64-45
2012	12-14	A	L, 70-89

BOWLING GREEN (1-0)

2019	11-8	H	W, 88-79
------	------	---	----------

BOSTON UNIVERSITY (2-0)

1973	12-30	H	W, 102-64
1979	12-28	H	W, 92-73

BYU (1-1)

1960	12-30	N	L, 57-67
1992	3-19	N	W, 94-83

BYU-HAWAII (2-0)

1985	11-30	A	W, 89-71
1986	12-31	A	W, 85-70

BUTLER (2-0)

2009	3-19	N	W, 75-71
2013	12-1	N	W, 70-68OT

CALIFORNIA (2-1)

1975	11-29	H	W, 85-68
1976	12-22	A	W, 69-67
1993	3-18	N	L, 64-66

CAL STATE FULLERTON (1-0)

2008	12-2	H	W, 84-63
------	------	---	----------

CAL STATE-L.A. (1-0)

1989	12-8	H	W, 82-57
------	------	---	----------

CAMPBELL (2-0)

1992	12-16	H	W, 93-71
2001	11-17	H	W, 83-59

CANISIUS (0-2)

1946	12-21	A	L, 50-59
1947	12-13	A	L, 44-59

CENTENARY (9-1)

1914	12-21	A	W, 38-17
1956	12-28	A	L, 75-83
1995	12-19	H	W, 65-63
1997	11-24	H	W, 59-41
1999	12-21	N	W, 80-52
2001	1-17	H	W, 85-44
2003	1-15	H	W, 112-65
2004	1-3	A	W, 66-63
2008	11-28	H	W, 64-58
2010	11-24	H	W, 78-36

LSU at home: LSU leads, 6-0
at Centenary: LSU leads, 2-1
at Neutral Sites: LSU leads, 1-0

CENTRAL CONN. STATE (1-0)

1993	1-20	H	W, 86-53
------	------	---	----------

CENTRAL MICHIGAN (1-0)

2010	12-11	H	W, 59-55
------	-------	---	----------

CHAMINADE (3-0)

1982	11-26	A	W, 75-62
1988	12-29	A	W, 94-79
2007	11-20	A	W, 78-72

CHAPMAN (1-0)

1990	12-7	H	W, 101-68
------	------	---	-----------

CHARLESTON (3-1)

2014	12-22	H	W, 71-47
2015	11-30	A	L, 58-70
2016	12-19	H	W, 75-65
2018	11-22	N	W, 67-55

LSU at home: LSU leads, 2-0
at Charleston: Charleston leads, 1-0
at Neutral Sites: LSU leads, 1-0

CHATTANOOGA (1-0)

2012	12-11	H	W, 80-67
------	-------	---	----------

CINCINNATI (0-1)

2005	12-23	N	L, 72-75
------	-------	---	----------

CITY COLLEGE OF NY (1-0)

1975	11-28	H	W, 109-73
------	-------	---	-----------

CLEMSON (3-3)

1955	12-28	N	L, 95-100
1966	12-29	N	L, 82-92
1968	1-24	H	W, 104-81
1968	12-7	A	W, 86-85
1969	12-20	N	W, 111-103
2014	11-24	N	L, 61-64

LSU at home: LSU leads, 1-0
at Clemson: LSU leads, 1-0
at Neutral Sites: Clemson leads, 3-1

CLEVELAND STATE (1-0)

1982	12-18	H	W, 115-77
------	-------	---	-----------

COASTAL CAROLINA (0-2)

2010	12-13	H	L, 69-78 OT
2011	11-15	A	L, 63-71

Series Records

COLGATE (2-0)

1978	12-29	H	W, 100-73
1980	11-28	N	W, 79-61

CONNECTICUT (1-3)

1991	3-14	N	L, 62-79
2006	1-7	A	L, 66-67
2007	1-6	H	W, 66-49
2009	11-25	N	L, 55-81

LSU at home: LSU leads, 1-0
at Hartford: UConn leads, 1-0
at Neutral Sites: UConn leads, 2-0

COPPIN STATE (0-1)

1994	12-22	H	L, 66-69
------	-------	---	----------

CORNELL (3-0)

1962	12-28	N	W, 55-48
1975	12-23	H	W, 87-71
1995	12-30	H	W, 70-60

CREIGHTON (0-1)

1964	12-20	N	L, 79-93
------	-------	---	----------

DAYTON (0-2)

1984	3-16	N	L, 66-74
1995	11-26	N	L, 73-86

DELAWARE (1-0)

1979	12-29	H	W, 92-64
------	-------	---	----------

DELAWARE STATE (1-0)

2002	12-3	H	W, 65-44
------	------	---	----------

DENISON (1-0)

1987	1-1	N	W, 99-45
------	-----	---	----------

DENVER (1-0)

1964	12-18	N	W, 88-82
------	-------	---	----------

DEPAUL (3-3)

1940	2-5	A	L, 28-53
1970	12-26	N	W, 91-72
1975	12-30	H	L, 67-70
1977	12-21	H	W, 68-67
1980	1-20	A	L, 73-78
1987	3-20	N	W, 63-58

LSU at home: Series Tied, 1-1
at Chicago: DePaul leads, 2-0
at Neutral Sites: LSU leads, 2-2

DRAKE (1-0)

1993	1-2	H	W, 94-86
------	-----	---	----------

DUKE (2-5)

1930	3-3	N	L, 34-43
1960	12-3	A	L, 74-80
1974	12-20	N	W, 105-95
1991	2-10	A	L, 70-88
1992	2-8	H	L, 67-77
1992	12-22	N	L, 67-96
2006	3-23	N	W, 62-54

LSU at home: Duke leads, 1-0
at Duke: Duke leads, 2-0
at Neutral Sites: Tied, 2-2

DUQUESNE (1-0)

1968	12-30	N	W, 94-91
------	-------	---	----------

EAST TENNESSEE STATE (0-1)

2019	12-18	H	L, 63-74
------	-------	---	----------

EVANSVILLE (0-1)

1964	12-19	A	L, 73-93
------	-------	---	----------

FAIRLEIGH-DICKINSON (1-0)

1975	12-22	H	W, 93-70
------	-------	---	----------

FLORIDA (65-50)

1947	2-28	N	W, 60-45
1948	1-5	H	L, 36-38
1948	12-11	A	W, 52-50
1949	12-17	H	W, 73-49
1950	3-2	N	W, 66-57
1950	12-9	A	W, 77-59
1952	2-23	H	W, 65-57
1952	3-1	N	W, 77-69
1953	2-10	A	W, 68-56
1954	1-11	H	W, 91-59
1955	1-10	A	L, 73-78
1956	1-9	H	W, 91-90
1957	1-8	A	L, 50-74
1958	1-6	H	L, 57-81
1959	1-5	A	L, 63-69
1960	1-2	H	L, 63-73
1961	1-7	A	L, 75-79
1962	1-6	H	W, 74-57
1963	1-5	A	W, 72-63
1964	1-6	H	W, 87-65
1965	1-4	A	L, 62-102
1966	2-28	H	W, 86-73
1967	1-7	H	L, 70-87
1967	2-11	A	L, 71-95
1968	1-6	A	L, 90-97
1968	2-10	H	W, 93-92 OT
1968	12-18	H	W, 93-89 OT
1969	2-12	A	L, 79-95
1970	2-4	A	W, 97-75
1970	2-11	H	W, 94-85
1970	12-18	H	W, 87-77
1971	2-10	A	W, 86-74
1971	12-22	A	L, 81-92
1972	1-24	H	W, 84-73
1972	12-22	H	W, 67-54
1973	1-22	A	L, 70-73
1974	1-7	A	L, 68-72
1974	2-9	H	W, 102-81
1975	1-6	H	W, 92-91
1975	2-8	A	L, 76-92
1976	1-5	H	W, 85-79
1976	3-8	A	L, 81-94
1977	1-31	H	L, 68-83
1977	2-28	A	W, 79-74
1978	1-21	H	L, 70-74
1978	2-18	A	L, 72-73
1979	1-13	H	W, 80-72
1979	2-10	A	W, 88-82 OT
1979	12-1	H	W, 112-81
1980	1-26	A	W, 66-58
1980	2-28	N	W, 95-82
1981	1-3	A	W, 92-66
1981	1-31	H	W, 92-75
1981	3-5	N	W, 85-73
1982	1-2	H	W, 61-60
1982	1-30	A	W, 61-59
1983	2-1	H	W, 78-69
1983	2-28	A	W, 91-87
1984	2-1	A	L, 60-78
1984	2-27	H	W, 77-73
1985	1-23	H	W, 86-68
1985	2-23	A	W, 61-59
1986	1-22	A	L, 65-74
1986	2-22	H	W, 80-69
1986	3-6	N	W, 72-66
1986	12-16	A	L, 75-96
1987	1-21	H	L, 51-75
1987	3-6	N	W, 72-66
1988	1-27	A	L, 50-61
1988	3-6	H	W, 86-69

1988	12-10	A	W, 111-101
1989	3-1	H	L, 95-104
1990	1-27	H	W, 70-52
1990	2-27	A	L, 63-76
1991	1-26	H	W, 76-66
1991	2-27	A	W, 79-66
1992	2-5	A	W, 70-50
1993	1-16	H	W, 85-81
1994	1-5	A	L, 73-74
1995	1-3	H	W, 70-66
1996	1-27	A	L, 70-73
1997	1-8	H	W, 88-82 OT
1998	1-17	A	W, 66-63
1999	1-20	H	L, 58-77
1999	3-4	N	L, 75-97
2000	1-12	A	L, 57-82
2001	2-13	H	L, 74-81 OT
2002	1-16	A	L, 70-102
2003	1-28	H	L, 53-70
2003	3-14	N	W, 65-61
2004	2-14	A	W, 73-70
2005	2-19	H	W, 77-73
2006	2-11	A	L, 62-71
2006	3-11	N	L, 65-81
2007	2-24	H	W, 66-56
2008	2-13	A	W, 85-73
2009	2-24	H	W, 81-75
2010	1-16	A	L, 58-72
2011	2-20	H	L, 61-68
2012	1-21	A	L, 64-76
2013	1-12	H	L, 52-74
2013	3-15	N	L, 58-80
2014	3-1	A	L, 61-79
2015	1-20	A	W, 79-61
2015	2-21	H	W, 70-63
2016	1-9	A	L, 62-68
2016	2-27	H	W, 96-91
2017	1-25	H	L, 106-71
2018	2-7	A	L, 73-64
2019	2-20	H	L, 77-82 OT
2019	3-6	A	W, 79-78 OT
2019	3-15	N	L, 73-76
2020	1-21	H	W, 84-82
2020	2-26	A	L, 66-81
2021	1-2	A	L, 79-83

LSU at home: LSU leads, 37-15
at Florida: Florida leads, 31-20
at Neutral Sites: LSU leads, 8-4

FLORIDA STATE (3-3)

1957	12-18	H	W, 67-65
1958	12-27	A	L, 67-82
1959	12-1	H	W, 89-78
1967	12-16	N	L, 100-130
2004	12-30	N	W, 67-50
2018	11-23	N	L, 76-79 OT

LSU at home: LSU leads, 2-0
at Florida St.: LSU leads, 1-0
at Neutral Sites: FSU leads, 3-0

FORDHAM (1-0)

1953	12-28	N	W, 65-49
------	-------	---	----------

FRESNO STATE (2-1)

1996	12-28	H	W, 79-75
1997	11-26	A	L, 65-90
1999	11-28	N	W, 95-85

FURMAN (1-1)

1960	12-29	A	L, 55-56 3OT
2018	12-21	H	W, 75-57

GARDNER-WEBB (2-0)

2014	11-15	H	W, 93-82
2015	12-16	H	W, 78-57

GEORGE MASON (1-0)

1993	12-3	H	W, 127-104
------	------	---	------------

GEORGETOWN (4-2)

1970	3-15	N	W, 83-82
1972	1-6	H	W, 90-71
1980	11-30	N	W, 76-67
1986	2-2	A	L, 72-74
1988	3-18	N	L, 63-66
1989	1-28	N	W, 82-80

LSU at home: LSU leads, 1-0
at Georgetown: Georgetown leads, 1-0
at Neutral Sites: LSU leads, 3-1

GEORGIA (68-49)

1920	2-11	A	L, 15-32
1935	12-23	H	W, 46-34
1939	3-2	N	W, 50-28
1943	2-2	A	W, 54-39
1946	3-2	N	W, 60-41
1951	2-6	A	L, 65-68
1952	1-18	H	W, 98-60
1953	1-19	A	W, 55-50
1954	1-8	H	W, 97-62
1954	1-9	H	W, 100-53
1955	1-8	A	L, 70-76 OT
1955	12-29	N	W, 91-86
1956	1-7	H	W, 96-77
1957	1-6	A	L, 70-78
1958	1-4	H	L, 56-59
1958	12-29	N	W, 63-60
1959	1-3	A	W, 79-66
1959	12-29	N	L, 67-79
1960	1-4	H	W, 81-77
1961	1-9	A	L, 66-80
1962	1-8	H	W, 76-57
1963	1-7	A	L, 67-76 OT
1964	1-4	H	W, 81-63
1965	1-2	H	W, 70-69
1966	1-1	A	L, 59-82
1967	1-9	H	W, 87-85
1967	2-13	A	L, 65-78
1968	1-8	A	W, 79-76
1968	2-12	H	L, 73-78
1968	12-21	H	W, 98-89
1969	3-8	A	W, 90-80 2 OT
1970	2-18	H	W, 88-86
1970	3-7	A	W, 99-88
1970	12-21	H	W, 97-76
1971	3-6	A	W, 69-66
1971	12-20	A	L, 95-115
1972	1-22	H	W, 69-68
1972	12-16	H	L, 62-66
1973	1-20	A	W, 56-55
1974	1-21	H	W, 90-83
1974	2-23	A	W, 84-79
1975	1-20	A	W, 90-89
1975	2-22	H	W, 96-90 OT
1976	1-24	H	L, 79-83
1976	2-21	A	L, 70-75
1977	1-17	H	W, 97-77
1977	2-14	A	W, 75-69
1978	1-7	H	W, 96-78
1978	2-4	A	W, 89-68
1979	1-3	H	W, 97-75
1979	1-27	A	L, 88-93
1980	1-12	A	L, 72-73 2 OT
1980	2-9	H	W, 96-77
1981	1-17	H	W, 78-65
1981	2-14	A	W, 64-62
1981	3-6	N	L, 60-68
1982	1-16	A	W, 54-53
1982	2-13	H	L, 51-57
1983	1-8	H	W, 60-56
1983	2-5	A	W, 70-59
1984	1-5	A	W, 81-77
1984	2-4	H	W, 69-68 OT
1985			

Series Records

1987	1-10	H	L, 63-64	OT
1987	2-11	A	L, 57-63	
1987	3-7	N	W, 89-88	2 OT
1988	1-16	A	L, 50-59	
1988	2-17	H	W, 63-62	
1989	1-25	A	W, 80-79	
1989	2-20	H	W, 97-83	
1990	1-24	H	L, 92-94	OT
1990	2-25	A	L, 85-86	
1991	1-7	H	W, 83-76	
1991	2-8	A	W, 89-86	
1992	2-11	H	L, 62-64	
1993	2-27	A	L, 78-81	
1994	2-19	H	L, 84-100	
1994	3-10	N	L, 70-83	
1995	2-18	A	L, 89-98	
1996	2-7	H	L, 82-85	
1997	2-22	A	L, 59-82	
1997	3-6	N	L, 54-75	
1998	1-24	H	L, 52-61	
1999	2-20	A	L, 57-59	
2000	1-19	H	W, 61-57	
2001	1-21	A	L, 63-68	
2001	3-8	N	W, 63-62	
2002	2-23	H	L, 54-55	
2002	3-8	N	W, 78-76	
2003	1-5	A	L, 63-89	
2004	1-28	H	W, 63-59	
2005	2-2	A	W, 95-79	
2006	1-25	H	W, 81-52	
2007	1-28	A	L, 54-57	
2008	3-2	H	W, 71-64	
2009	2-4	A	W, 80-62	
2010	3-6	H	W, 50-48	
2011	3-2	A	L, 53-73	
2012	2-22	H	W, 61-53	
2013	1-19	A	L, 58-67	
2013	3-14	N	W, 68-63	
2014	2-6	A	L, 78-91	
2014	3-8	H	L, 61-69	
2015	1-10	H	W, 87-84	2 OT
2016	1-26	H	W, 89-85	
2017	2-25	A	L, 80-82	
2018	1-16	H	L, 60-61	
2018	2-24	A	L, 82-93	
2019	1-23	H	W, 92-82	
2019	2-16	A	W, 83-79	
2020	3-7	H	W, 94-64	
2021	1-6	H	W, 94-92	OT
2021	2-23	A	L, 78-91	

LSU at home: LSU leads, 38-15
at Georgia: Georgia leads, 30-22
at Neutral Sites: LSU leads, 8-4

GEORGIA STATE (1-0)

1994	12-28	H	W, 105-70
------	-------	---	-----------

GEORGIA TECH (21-14)

1927	2-10	H	W, 29-27	
1932	2-26	A	W, 36-33	
1938	2-4	H	W, 47-35	
1939	2-9	A	L, 35-37	
1940	2-2	H	L, 33-34	
1941	2-10	A	W, 43-41	
1942	2-6	H	W, 54-41	
1943	2-5	A	L, 44-45	
1948	1-10	H	L, 40-52	
1948	1-26	A	W, 54-46	
1949	1-8	H	W, 65-59	
1949	2-7	A	W, 72-63	
1949	3-4	N	W, 55-53	
1950	1-6	H	W, 63-52	
1950	2-6	A	L, 58-85	
1951	1-5	H	W, 68-49	
1952	2-4	A	W, 73-51	
1953	2-21	H	W, 76-52	
1954	2-13	A	W, 89-54	
1955	2-12	H	L, 72-79	OT
1956	2-13	A	L, 74-97	

1957	2-11	H	L, 60-87
1958	2-10	A	L, 61-88
1959	2-9	H	L, 63-64
1960	2-8	A	L, 56-76
1961	2-11	H	W, 63-50
1962	2-10	A	W, 52-51
1963	2-9	H	W, 56-54
1964	2-7	A	L, 49-51
1986	3-20	N	W, 70-64
1986	12-14	H	W, 52-49
1987	3-13	N	W, 85-79
1987	12-16	A	L, 70-87
1990	3-17	N	L, 91-94
2011	11-20	N	W, 59-50

LSU at home: LSU leads, 10-5
at Georgia Tech: Tied, 8-8
at Neutral Sites: LSU leads, 3-1

GRAMBLING STATE (4-0)

2000	11-20	H	W, 112-37
2008	12-13	H	W, 87-41
2011	12-29	H	W, 69-37
2018	12-1	H	W, 78-57

HARDIN-SIMMONS (4-0)

1947	12-30	N	W, 62-46
1985	12-14	H	W, 87-71
1986	12-19	H	W, 77-71
1989	12-30	H	W, 100-66

HAWAII (0-1)

1982	11-28	A	L, 66-68
------	-------	---	----------

HAWAII-HILO (2-0)

1985	12-3	A	W, 70-61
2001	11-24	A	W, 64-62

HAWAII-LOA (1-0)

1985	12-2	A	W, 77-68
------	------	---	----------

HAWAII-PACIFIC (2-0)

1982	11-27	A	W, 98-76
1985	12-1	A	W, 101-89

HOLY CROSS (1-1)

1953	3-14	N	W, 81-73
1953	12-29	N	L, 56-66

HOUSTON (9-11)

1962	12-22	N	W, 74-73	
1965	12-15	N	L, 87-110	
1971	12-27	A	L, 66-100	
1981	12-29	N	L, 69-73	
1983	12-6	H	L, 91-100	
1984	12-8	A	L, 73-81	
1997	12-30	H	W, 72-50	
1998	11-30	A	L, 55-67	
2000	11-28	A	W, 61-59	
2001	12-20	H	W, 73-69	
2003	1-8	H	W, 80-51	
2003	12-30	A	L, 52-60	
2004	12-21	A	L, 72-81	
2005	11-29	H	L, 83-84	
2010	11-30	H	W, 73-57	
2011	11-29	A	W, 59-58	
2015	12-13	A	L, 98-105	OT
2016	11-29	H	W, 84-65	
2017	12-13	H	W, 80-77	
2018	12-12	A	L, 76-82	

LSU at home: LSU leads, 6-2

at Houston: Houston leads, 7-2
at Neutral Sites: Houston leads, 2-1

HOUSTON BAPTIST (2-0)

1983	12-19	H	W, 60-59
2012	12-28	H	W, 75-58

HOWARD (1-0)

1999	12-27	H	W, 81-55
------	-------	---	----------

ILLINOIS (0-2)

1988	12-22	H	L, 100-127
1990	12-22	A	L, 96-102

ILLINOIS-CHICAGO (1-0)

1986	12-20	N	W, 117-84
------	-------	---	-----------

INCARNATE WORD (1-0)

2018	12-9	H	W, 91-50
------	------	---	----------

INDIANA (0-5)

1953	3-17	N	L, 67-80
1954	3-13	N	L, 62-73
1981	3-28	N	L, 49-67
1987	3-22	N	L, 76-77
1992	3-21	N	L, 79-89

INDIANA STATE (1-0)

2009	11-16	H	W, 56-45
------	-------	---	----------

IONA (2-0)

1973	12-22	H	W, 105-78
2006	3-16	N	W, 80-64

IOWA (3-0)

1963	12-28	N	W, 92-81
1996	11-26	N	W, 70-60
2002	3-13	A	W, 63-61

JACKSON STATE (3-1)

1995	12-22	H	L, 76-87
1997	12-14	H	W, 57-49
1998	12-12	H	W, 72-53
2008	11-15	H	W, 79-65

JACKSONVILLE (0-1)

1959	12-30	A	L, 63-72
------	-------	---	----------

JEFFERSON COLLEGE (5-0)

1915	12-11	H	W, 55-18
1917	12-13	H	W, 42-18
1919	2-1	H	W, 66-18
1919	12-30	H	W, 46-15
1919	12-31	H	W, 57-24

KANSAS (1-3)

1953	12-12	H	W, 68-63
1954	12-6	A	L, 58-83
1989	11-17	H	L, 83-89
1996	11-25	N	L, 53-82

LSU at home: Tied, 1-1
at Kansas: Kansas leads, 1-0
at Neutral Sites: Kansas leads, 1-0

KENNESAW STATE (1-0)

2016	11-16	W	91-69
------	-------	---	-------

KENTUCKY (27-91)

1933	2-22	N	L, 38-51	
1937	2-26	N	L, 37-57	
1939	3-3	N	L, 34-53	
1944	3-3	N	L, 28-55	
1945	3-2	N	L, 37-63	
1946	3-2	N	L, 36-59	
1948	3-5	N	L, 47-63	
1951	1-31	H	L, 59-81	
1952	1-5	A	L, 47-57	
1952	3-1	N	L, 43-44	
1954	3-9	N	L, 56-63	
1954	12-4	A	L, 58-74	
1955	1-17	H	L, 62-64	
1955	12-3	H	L, 52-62	
1956	1-14	A	L, 65-107	
1957	1-12	H	L, 46-51	
1958	1-11	A	L, 52-97	
1959	1-10	H	L, 61-76	
1960	1-9	A	L, 45-77	
1961	1-13	H	W, 73-59	
1962	1-12	A	L, 63-84	
1963	1-11	H	L, 56-63	
1964	1-10	A	L, 84-103	
1965	1-9	H	L, 66-79	
1966	1-24	A	L, 85-111	
1967	1-28	A	L, 72-102	
1967	2-4	H	L, 84-105	
1968	1-27	H	L, 95-121	
1968	2-3	A	L, 96-109	
1969	1-25	H	L, 96-108	
1969	2-22	A	L, 89-103	
1970	1-24	A	L, 96-109	
1970	2-21	H	L, 105-121	
1971	1-23	H	L, 79-82	
1971	2-20	A	L, 73-110	
1972	1-29	A	L, 71-89	
1972	2-26	H	W, 88-71	
1973	1-27	H	L, 71-86	
1973	2-24	A	L, 76-94	
1974	1-5	H	W, 95-84	
1974	2-4	A	L, 70-73	
1975	1-4	A	L, 80-115	
1975	2-3	H	L, 76-77	
1976	2-2	A	L, 71-85	
1976	3-1	H	L, 70-85	
1977	1-22	A	L, 72-87	
1977	2-19	H	L, 76-90	
1978	1-14	A	L, 76-96	
1978	2-11	H	W, 95-94	OT
1979	1-6	A	W, 93-89	
1979	2-3	H	W, 70-61	
1979	3-2	N	L, 67-80	
1980	1-28	A	W, 65-60	
1980	2-24	H	L, 74-76	OT
1980	3-1	N	W, 80-78	
1981	1-19	H	W, 81-67	
1981	3-1	A	L, 71-73	
1982	1-25	A	L, 65-76	
1982	2-27	H	W, 94-78	
1983	1-5	A	L, 50-52	
1983	3-5	H	W, 74-60	
1984	1-7	H	L, 80-96	
1984	3-5	A	L, 68-90	
1985	1-31	A	L, 43-53	
1985	3-2	H	W, 67-61	
1986	1-29	H	L, 52-54	
1986	3-1	A	L, 57-68	
1986	3-7	A	L, 58-61	
1986	3-22	N	W, 59-57	
1987	1-18	A	W, 76-41	
1987	2-21	H	W, 65-52	
1988	1-23	H	L, 61-76	
1988				

Series Records

1990	1-13	H	W, 94-81
1990	2-15	A	L, 95-100
1991	1-5	A	L, 80-93
1991	2-5	H	W, 107-88
1992	2-2	H	W, 74-53
1992	3-14	N	L, 74-80
1993	1-26	A	L, 67-105
1993	3-14	A	L, 65-82
1994	2-15	H	L, 95-99
1995	3-4	A	L, 80-127
1996	1-16	H	L, 97-129
1997	2-12	A	L, 48-84
1998	2-4	H	L, 61-63
1999	1-30	A	L, 62-86
2000	2-13	H	W, 70-57
2001	2-21	A	L, 61-84
2002	2-9	H	L, 56-68
2003	2-15	A	L, 57-68
2004	2-29	H	L, 64-70
2005	1-22	A	L, 58-89
2005	3-12	N	L, 78-79 OT
2006	2-25	H	W, 71-67
2007	2-20	A	L, 63-70
2008	2-16	H	L, 63-67
2009	2-28	A	W, 73-70
2009	3-13	N	W, 67-58
2010	2-6	H	L, 55-81
2011	1-15	A	L, 44-82
2012	1-28	H	L, 50-74
2012	3-9	N	L, 51-60
2013	1-26	A	L, 70-75
2014	1-28	H	W, 87-82
2014	2-22	A	L, 76-77 OT
2014	3-14	N	L, 67-85
2015	2-10	H	L, 69-71
2016	1-5	H	W, 85-67
2016	3-5	A	L, 77-94
2017	2-7	A	L, 85-92
2018	1-3	H	L, 71-74
2019	2-12	A	W, 73-71
2020	2-18	H	L, 76-79
2021	1-23	A	L, 69-82

LSU at home: Kentucky leads, 31-18
at Kentucky: Kentucky leads, 45-6
at Neutral Sites: Kentucky leads, 15-3

LAFAYETTE (PA.) (2-0)

1957	12-19	N	W, 80-72
1996	12-30	H	W, 64-43

LAMAR (3-1)

1981	3-14	N	W, 100-78
1985	12-16	A	W, 74-57
1989	12-4	H	W, 116-76
1997	12-1	H	L, 64-70

LEBANON VALLEY (1-0)

1953	3-13	N	W, 89-76
------	------	---	----------

LIBERTY (1-0)

2019	12-28	H	W, 74-57
------	-------	---	----------

LONG ISLAND (0-1)

1947	12-15	A	L, 47-67
------	-------	---	----------

LOUISIANA COLLEGE (29-6)

1913	12-19	A	W, 17-15
1914	1-17	H	W, 27-24
1915	1-23	H	W, 30-4
1915	12-20	A	W, 14-11
1915	12-21	A	W, 20-19
1916	12-19	A	W, 33-30
1920	1-16	A	W, 35-20
1920	1-30	H	W, 63-19
1920	1-31	H	W, 39-15

1922	1-13	H	W, 52-26
1922	1-14	H	W, 50-22
1923	1-10	H	W, 23-22
1923	1-11	H	W, 33-22
1925	1-14	A	W, 23-17
1925	1-15	A	L, 20-27
1925	1-28	H	W, 39-36
1925	1-29	H	W, 32-31
1926	1-11	H	W, 39-28
1926	1-12	H	W, 44-22
1927	1-21	A	L, 19-35
1927	1-22	A	W, 23-20
1928	2-10	H	W, 47-17
1928	2-11	H	W, 47-22
1929	1-14	A	W, 32-31
1929	1-15	A	L, 43-44
1930	1-3	A	L, 41-53
1930	1-4	A	L, 15-55
1953	12-7	H	W, 128-74
1954	12-1	H	W, 80-63
1955	12-1	H	L, 79-84
1956	12-3	H	W, 89-81
1957	12-6	H	W, 66-62
1958	12-11	H	W, 59-53
1959	12-4	H	W, 73-68
1995	12-23	H	W, 104-65

LSU at home: LSU leads, 21-1
at Pineville: LSU leads, 8-5

LOUISIANA TECH (12-1)

1928	1-30	H	W, 40-23
1928	1-31	H	W, 37-28
1930	1-24	A	W, 37-31
1930	1-25	A	W, 42-27
1937	1-20	H	W, 54-24
1937	1-21	H	W, 35-34
1945	1-17	A	W, 43-38
1945	2-7	H	W, 83-56
1946	2-11	H	W, 58-43
1988	12-6	H	L, 109-111OT
2006	12-23	H	W, 68-52
2018	11-16	H	W, 74-67
2020	12-6	H	W, 86-55

LSU at home: LSU leads, 9-1
at Louisiana Tech: LSU leads, 3-0

LOUISVILLE (1-8)

1948	12-21	A	L, 44-79
1949	12-22	A	L, 65-75
1960	12-21	A	L, 53-72
1961	12-29	N	W, 84-70
1980	3-16	N	L, 66-86
1986	3-29	N	L, 77-88
1991	12-21	H	L, 92-93
1994	2-23	A	L, 64-82
1996	12-7	N	L, 87-93 OT

LSU at home: Louisville leads, 2-0
at Louisville: Louisville leads, 3-0
at Neutral Sites: Louisville leads, 3-1

LOYOLA (CHICAGO) (2-0)

1982	12-6	H	W, 97-80
1984	11-28	H	W, 102-96

LOYOLA MARYMOUNT (2-0)

1990	2-3	H	W, 148-141 OT
1990	12-20	H	W, 122-114

LOYOLA-NO (37-15)

1921	1-10	H	W, 74-12
1924	1-24	H	W, 27-20
1924	1-25	H	W, 17-15
1924	2-25	A	W, 34-28
1924	2-26	A	W, 37-4
1925	1-21	H	W, 30-13
1925	1-22	H	W, 32-18
1925	3-3	A	W, 26-15
1927	1-28	H	L, 15-16
1927	1-29	H	W, 42-18
1927	2-11	A	L, 26-41
1927	2-12	A	L, 19-27
1937	2-12	H	W, 46-31
1947	1-20	A	W, 44-43
1947	2-24	H	W, 61-47

1948	1-19	A	L, 42-49
1948	2-16	H	L, 45-46
1949	1-3	A	W, 56-52
1949	2-14	H	W, 63-41
1950	1-4	H	W, 62-56
1950	1-9	A	W, 51-47
1952	1-2	H	W, 77-60
1953	1-16	A	W, 58-52
1954	1-5	H	W, 69-65
1955	2-7	A	L, 68-75
1955	12-17	H	L, 65-71
1956	12-8	H	L, 73-77 OT
1956	12-22	A	L, 68-75
1957	12-23	A	L, 62-94
1958	1-29	H	L, 70-82
1958	12-17	H	W, 78-68
1959	1-27	A	W, 70-68
1959	12-10	H	L, 65-66 OT
1960	1-27	A	L, 64-74
1960	12-1	H	W, 73-59
1961	1-25	A	W, 51-49
1961	11-26	H	W, 57-48
1962	2-1	A	W, 77-61
1962	12-3	H	W, 79-66
1963	1-30	A	W, 72-69
1963	12-2	H	W, 80-67
1964	1-29	A	W, 73-62
1964	12-1	H	W, 88-78
1965	2-10	A	W, 89-76
1965	12-1	H	L, 61-72
1965	12-9	A	W, 88-84
1966	12-9	A	L, 86-87 2OT
1967	12-9	H	W, 90-56
1968	12-2	A	W, 109-82
1969	12-9	H	W, 100-87
1970	12-1	A	W, 109-103
1972	1-8	H	W, 103-85

LSU at home: LSU leads, 21-7
at Loyola: LSU leads, 16-8

MAINE (1-0)

1979	12-15	H	W, 103-81
------	-------	---	-----------

MARIST (2-0)

1988	11-25	H	W, 94-58
1995	12-29	H	W, 80-65

MARQUETTE (1-4)

1970	3-19	N	L, 79-101
2011	12-19	H	W, 67-59
2012	12-22	A	L, 80-84
2015	11-23	N	L, 80-81
2018	11-22	N	L, 84-94

MARYLAND (3-2)

1931	2-23	N	L, 34-37
1963	12-21	N	L, 65-75
1987	12-12	H	W, 55-54
1989	1-2	A	W, 79-77
2019	3-23	N	W, 69-67

LSU at home: LSU leads, 1-0
at Maryland: LSU leads, 1-0
at Neutral Sites: Maryland leads, 2-1

MASSACHUSETTS (1-1)

2013	11-12	A	L, 90-92
2014	12-2	H	W, 82-60

MCNEESE STATE (24-0)

1986	12-6	A	W, 77-62
1988	12-8	H	W, 91-89
1989	12-2	H	W, 85-49
1992	1-20	H	W, 115-67
1992	12-1	H	W, 83-72
1993	12-16	H	W, 93-72
1994	11-29	H	W, 86-71
1995	12-1	H	W, 83-73
1998	11-21	H	W, 56-39
2000	12-13	H	W, 87-68
2001	12-15	H	W, 80-57
2002	12-7	H	W, 93-72
2003	11-24	H	W, 87-77
2004	12-13	H	W, 82-79
2005	12-10	H	W, 90-70
2006	11-29	H	W, 91-57

2007	11-14	H	W, 78-74
2008	12-22	H	W, 62-59
2010	1-4	H	W, 83-60
2010	12-16	H	W, 78-66 OT
2012	11-13	H	W, 73-48
2013	12-28	H	W, 79-52
2014	11-29	H	W, 83-72
2015	11-13	H	W, 81-70

LSU at home: LSU leads, 23-0
At McNeese St.: LSU leads, 1-0

MEMPHIS (4-4)

1972	1-12	A	L, 65-82
1972	12-5	H	W, 94-81
1986	3-15	H	W, 83-81
1992	12-23	N	L, 66-70
2010	11-21	N	L, 61-70
2013	11-29	N	L, 69-76
2017	12-28	A	W, 71-61
2018	11-13	H	W, 85-76

LSU at home: LSU leads, 3-0
at Memphis: Tied, 1-1
at Neutral Sites: Memphis leads 3-0

MERCER (3-0)

1920	2-12	A	W, 33-22
1992	12-5	H	W, 92-48
2001	11-24	N	W, 64-62

MIAMI (FLA.) (1-3)

1950	12-11	A	L, 62-68
1952	12-11	H	W, 86-58
1957	12-11	H	L, 65-73
2001	12-27	N	L, 61-68

MICHIGAN (1-3)

1995	12-5	H	L, 68-69
1996	12-15	N	L, 59-70
2017	11-20	N	W, 77-75
2021	3-22	N	L, 78-86

MICHIGAN STATE (0-2)

1979	3-16	N	L, 71-87
2019	3-29	N	L, 63-80

MIDDLE TENNESSEE ST. (1-0)

1991	11-27	H	W, 96-65
------	-------	---	----------

MILLSAPS (5-0)

1917		H	W, 95-6
1917		A	W, 57-11
1918	2-6	A	W, 66-10
1923	2-5	H	W, 32-10
1923	2-6		

Series Records

1930	1-11	A	W, 31-21
1930	1-17	H	L, 24-47
1930	1-18	H	L, 29-32
1931	1-15	A	W, 26-24
1931	1-16	A	L, 29-30
1932	1-15	A	W, 37-34
1932	1-16	A	L, 22-24
1932	1-29	H	W, 55-53
1932	1-30	H	L, 33-35
1933	1-13	A	L, 37-40
1933	1-14	A	L, 32-34
1933	2-13	H	W, 53-33
1933	2-14	H	W, 50-33
1934	2-12	H	W, 52-33
1934	2-13	H	W, 49-39
1935	2-4	H	W, 47-32
1935	2-5	H	W, 47-33
1936	1-31	H	W, 54-37
1936	2-1	H	L, 46-51
1936	2-14	A	L, 47-59
1936	2-15	A	L, 51-69
1937	1-13	A	L, 47-50
1937	1-14	A	L, 27-40
1938	1-14	H	L, 48-59
1938	1-15	H	L, 44-47
1938	3-4	H	L, 41-68
1939	1-9	A	W, 42-41
1939	1-10	A	W, 42-34
1939	2-13	H	W, 50-48
1939	2-14	H	W, 59-18
1940	1-12	A	W, 51-47
1940	2-10	H	L, 33-45
1941	1-10	A	W, 56-32
1941	2-3	H	W, 67-39
1942	1-6	A	W, 56-35
1942	1-17	H	L, 42-51
1943	1-8	A	W, 54-34
1943	1-16	H	W, 51-39
1946	1-12	A	W, 53-23
1946	2-4	H	W, 60-35
1946	3-1	N	W, 69-34
1947	1-10	A	W, 54-43
1947	2-3	H	W, 63-43
1947	2-27	N	W, 61-36
1948	2-2	A	L, 37-49
1948	2-23	H	W, 52-50
1949	1-31	A	W, 58-48
1949	2-12	H	W, 49-38
1949	12-19	H	W, 74-61
1950	1-28	A	L, 65-75
1950	12-16	A	L, 67-72
1951	2-17	H	L, 48-69
1951	3-2	N	W, 62-57
1951	12-13	A	W, 81-69
1952	1-30	A	L, 65-68
1952	2-18	H	W, 78-67
1952	2-29	N	W, 75-60
1953	1-12	A	W, 67-66
1953	2-23	H	W, 63-48
1954	2-1	H	W, 53-52
1954	3-1	A	W, 76-53
1955	1-31	A	L, 69-89
1955	2-28	H	W, 68-65
1956	2-6	H	W, 100-76
1956	2-27	A	L, 70-81
1957	2-2	A	L, 73-79
1957	2-23	H	L, 76-83
1958	2-3	H	L, 63-76
1958	2-24	A	L, 78-85
1958	12-30	N	W, 69-55
1959	2-2	A	L, 69-80
1959	2-23	H	W, 99-93
1960	2-1	H	L, 61-76
1960	2-22	A	L, 70-90
1961	2-6	A	W, 75-69
1961	2-27	H	L, 46-48
1962	2-5	H	W, 70-59
1962	2-26	A	L, 68-74
1963	2-4	A	L, 48-60
1963	2-25	H	W, 80-61
1964	2-1	H	W, 77-67
1964	2-22	A	W, 86-80

1965	2-1	A	W, 58-56
1965	2-22	H	W, 60-56
1966	1-3	A	L, 80-81
1966	2-12	H	W, 92-68
1966	12-19	A	L, 67-74
1967	2-25	H	L, 77-89
1967	12-19	H	W, 81-68
1968	2-24	A	L, 85-87
1969	2-1	H	L, 81-84 OT
1969	3-1	A	L, 76-78
1970	1-31	H	W, 109-86
1970	2-28	A	W, 103-90
1971	1-30	H	L, 90-113
1971	2-27	A	L, 54-62
1972	2-5	H	W, 67-66
1972	3-4	A	L, 78-101
1973	2-3	A	L, 59-84
1973	3-3	H	W, 70-69
1974	2-2	A	L, 63-77
1974	3-4	H	L, 74-82
1975	2-1	H	W, 94-86
1975	3-8	A	W, 91-86
1976	1-10	H	W, 100-75
1976	2-7	A	W, 67-57
1977	1-3	H	W, 75-68
1977	3-5	A	L, 68-90
1978	1-28	A	W, 74-61
1978	2-25	H	W, 94-75
1979	1-20	A	W, 70-69 OT
1979	2-17	H	W, 67-62
1980	1-23	H	W, 72-66
1980	2-21	A	W, 77-74
1981	1-28	A	W, 63-59
1981	2-25	H	W, 74-67
1982	1-27	H	W, 53-46
1982	2-24	A	L, 61-74
1982	3-4	N	L, 52-59
1983	1-15	A	W, 71-68
1983	2-12	H	W, 72-63
1984	1-14	H	W, 93-70
1984	2-12	A	W, 65-61
1984	12-5	H	W, 89-64
1985	1-17	A	L, 65-68
1986	1-13	H	W, 86-68
1986	2-15	A	L, 57-58
1987	1-5	A	L, 63-73
1987	2-4	H	W, 82-75 OT
1988	1-9	A	W, 69-61 OT
1988	2-10	H	W, 78-57
1989	2-1	H	W, 105-75
1989	3-4	A	L, 112-113 OT
1990	1-31	A	W, 79-77
1990	3-3	H	W, 103-94
1991	1-19	H	W, 87-71
1991	2-20	A	W, 89-78
1992	1-25	A	W, 83-73
1992	2-25	H	W, 100-69
1993	1-23	A	L, 62-71
1993	3-6	H	W, 71-56
1993	3-12	N	W, 89-70
1994	1-29	H	W, 90-66
1994	3-5	A	L, 78-93
1995	1-21	H	W, 87-81 OT
1995	2-15	A	L, 90-102
1996	2-3	H	W, 71-66
1996	2-28	A	L, 48-75
1997	2-5	H	L, 73-79
1997	2-26	A	L, 68-74
1998	1-21	A	L, 58-80
1998	2-18	H	L, 57-83
1999	2-3	H	L, 66-82
1999	2-27	A	L, 57-79
2000	2-16	A	W, 97-53
2000	3-4	H	W, 64-60
2001	2-7	A	L, 33-50
2001	2-28	H	W, 78-77 OT
2002	1-23	A	L, 55-70
2002	2-27	H	W, 59-56
2003	1-18	H	L, 57-67
2003	3-5	A	W, 77-64
2004	1-21	A	L, 49-53
2004	3-3	H	W, 58-45

2005	1-26	H	W, 70-60
2005	3-2	A	W, 58-53
2006	1-28	A	W, 79-73
2006	3-4	H	W, 55-52
2007	1-17	H	W, 62-55
2007	2-14	A	L, 70-71
2007	3-9	N	L, 60-80
2008	1-12	A	L, 71-74
2008	2-23	H	W, 69-49
2009	1-17	A	W, 83-51
2009	2-14	H	W, 73-66
2010	1-23	H	L, 63-73
2010	3-4	A	L, 59-72
2011	1-22	H	L, 51-78
2011	2-9	A	L, 60-66
2012	1-7	H	W, 81-55
2012	2-25	A	L, 48-72
2013	3-9	H	L, 67-81
2014	1-15	A	L, 74-88 OT
2015	1-14	A	W, 75-71
2015	2-28	H	W, 73-63
2016	1-13	H	W, 90-81
2017	2-14	A	L, 76-96
2018	2-10	H	W, 82-66
2019	1-15	A	W, 83-69
2020	1-18	A	W, 80-76
2020	2-1	H	W, 73-63
2021	1-9	A	W, 75-61
2021	3-12	N	W, 76-73

LSU at home: LSU leads, 77-30
at Ole Miss: Ole Miss leads, 55-42
at Neutral Sites: LSU leads, 7-3

MISSISSIPPI COLLEGE (8-1)

1914	1-21	H	W, 34-13
1914	1-22	H	W, 29-19
1918	2-6	A	W, 41-24
1922	2-15	H	W, 29-20
1922	2-16	H	W, 26-18
1923	1-24	H	W, 27-17
1923	1-25	H	W, 19-14
1930	1-9	A	L, 24-27
1931	1-13	A	W, 46-34

LSU at home: LSU leads, 6-0
at Miss. College: LSU leads, 2-1

MISSISSIPPI STATE (113-102)

1909	2-6	H	W, 18-12
1909	2-8	H	W, 14-10
1911	2-7	A	W, 33-17
1911	2-8	A	W, 42-12
1912	2-6	A	L, 16-22
1912	2-7	A	L, 11-21
1915	2-12	H	W, 24-12
1915	2-13	H	L, 14-15
1916	1-22	A	W, 31-21
1916	2-7	A	L, 17-23
1917	1-26	H	W, 36-28
1917	1-27	H	W, 38-17
1920	1-24	H	W, 27-12
1923	1-15	H	L, 25-36
1923	1-16	H	L, 20-35
1924	2-13	A	L, 29-34
1924	2-14	A	L, 34-54
1925	2-3	H	W, 24-17
1928	1-27	A	L, 26-46
1928	1-28	A	L, 23-29
1929	2-4	H	L, 16-26
1929	2-5	H	W, 39-29
1930	2-1	N	W, 32-24
1932	1-18	H	L, 28-29
1932	1-19	H	W, 40-15
1932	1-25	A	W, 30-26
1932	1-26	A	W, 33-29
1933	1-11	A	W, 32-28
1933	1-12	A	W, 49-26
1933	1-17	H	W, 45-40
1933	1-18	H	W, 37-33
1934	1-9	A	L, 46-47
1934	1-10	A	W, 48-23
1934	2-8	H	W, 54-39

1934	2-9	H	W, 61-30
1935	2-13	H	W, 67-32
1935	2-14	H	W, 46-39
1936	1-13	A	L, 38-49
1936	1-14	A	W, 32-30
1936	2-10	H	W, 43-37
1936	2-11	H	W, 45-40
1937	1-16	A	L, 36-53
1937	2-15	H	W, 42-41
1937	2-16	H	L, 38-39
1938	1-31	H	W, 38-33
1938	2-1	H	W, 31-22
1938	2-14	A	W, 66-44
1938	2-15	A	L, 46-63
1939	1-30	A	W, 48-32
1939	1-31	A	L, 29-31
1939	2-3	H	W, 47-45
1939	2-4	H	W, 54-33
1940	1-13	A	L, 37-49
1940	1-29	H	W, 55-42
1941	1-11	A	L, 26-35
1941	2-8	A	W, 39-37
1942	1-10	A	L, 41-43
1942	1-24	H	W, 51-40
1943	1-9	A	L, 40-48
1943	1-19	H	W, 61-40
1945	1-15	A	L, 39-47
1945	1-29	H	W, 62-27
1946	1-11	A	W, 54-30
1946	2-8	H	W, 73-31
1947	1-11	A	W, 61-57
1947	2-14	H	W, 64-49
1948	1-10	A	L, 49-53
1948	2-13	H	W, 65-40
1949	1-10	H	W, 64-40
1949	1-29	A	L, 42-48
1950	1-30	A	L, 41-48
1950	2-17	H	W, 68-58
1950	12-15	A	L, 69-94
1951	1-6	H	W, 76-61
1951	12-12	A	L, 54-59
1952	1-14	H	W, 103-78
1952	2-28	N	W, 77-44
1953	1-10	A	W, 75-55
1953	2-27	H	W, 82-47
1954	1-30	H	W, 65-54
1954	2-27	A	W, 61-57
1955	1-29	A	W, 67-63
1955	2-26	H	L, 80-84
1956	2-4	H	L, 78-87
1956	2-25	A	W, 79-71
1957	2-1	A	L, 72-81
1957	2-22	H	L, 76-94
1958	2-1	H	L, 54-71
1958	2-22	A	L, 72-95
1959	1-31	A	L, 71-78
1959	2-21	H	L, 67-75</

Series Records

1972	2-7	H	W, 62-60
1972	3-2	A	L, 71-89
1973	2-5	A	W, 84-78
1973	3-1	H	W, 94-82
1974	1-14	A	L, 75-89
1974	2-16	H	L, 84-87 OT
1975	1-16	H	L, 84-93
1975	2-15	A	L, 71-79
1976	1-19	A	L, 83-90
1976	2-16	H	W, 80-69
1977	1-12	A	L, 77-80
1977	2-7	H	W, 71-66
1978	1-2	A	L, 82-84 OT
1978	3-4	H	L, 67-68
1979	2-8	A	W, 52-48
1979	2-24	H	L, 57-65
1980	1-5	H	W, 80-58
1980	2-2	A	W, 75-63
1981	1-10	A	W, 81-69
1981	2-7	H	W, 94-89
1982	1-9	H	W, 78-56
1982	2-6	A	W, 57-43
1983	1-24	A	L, 65-80
1983	2-21	H	W, 86-73
1984	1-23	H	W, 80-64
1984	2-20	A	W, 85-70
1985	1-5	A	L, 69-83
1985	2-6	H	W, 80-65
1986	1-4	H	W, 90-84
1986	2-5	A	W, 68-62
1987	1-25	A	W, 52-50
1987	2-25	H	W, 55-46
1987	3-5	N	W, 68-54
1988	1-30	H	L, 47-49
1988	3-2	A	L, 60-62
1989	1-4	H	L, 84-87
1989	2-4	A	L, 79-96
1990	1-4	A	L, 80-87 OT
1990	2-5	H	W, 86-68
1991	1-29	H	L, 79-82
1991	3-2	A	L, 73-76
1992	1-18	A	W, 83-70
1992	3-7	H	W, 89-80
1992	1-18	A	W, 83-70
1992	3-7	H	W, 89-80
1993	1-13	A	W, 84-76 OT
1993	2-10	H	W, 92-66
1994	1-26	H	L, 52-66
1994	2-26	A	L, 66-86
1995	1-25	A	L, 60-73
1995	2-8	H	L, 61-67
1996	1-3	H	L, 64-77
1996	2-21	A	L, 77-88
1997	1-4	A	L, 66-69
1997	1-29	H	L, 60-68
1998	2-11	A	L, 48-85
1998	2-28	H	L, 62-63
1999	1-16	A	L, 53-55
1999	2-24	H	W, 74-63
2000	2-2	A	L, 66-68
2000	2-26	H	W, 71-66
2001	1-24	A	W, 82-73
2001	2-24	H	L, 48-55
2002	1-26	A	L, 61-84
2002	2-13	H	W, 68-65 OT
2002	3-9	N	L, 51-57
2003	1-11	H	W, 85-72
2003	1-25	A	L, 64-67
2003	3-15	N	L, 61-76
2004	1-17	H	L, 54-64
2004	2-25	A	L, 58-84
2005	1-29	H	W, 69-62
2005	2-16	A	W, 80-72
2006	1-18	A	W, 71-57
2006	2-15	H	W, 72-59
2007	2-3	A	L, 78-85
2007	2-17	H	L, 50-56
2008	1-9	H	L, 39-61
2008	3-8	A	L, 75-84
2009	1-21	H	W, 81-57
2009	2-11	A	W, 97-94 2 OT
2009	3-14	N	L, 57-67
2010	1-30	A	L, 51-67

2010	2-20	H	L, 59-60
2011	2-5	H	L, 57-58
2011	2-23	A	W, 84-82
2012	1-25	A	L, 71-76
2012	2-14	H	W, 69-67 OT
2013	2-2	A	W, 69-68
2013	2-16	H	W, 80-68
2014	2-19	H	W, 92-81
2015	1-31	A	L, 67-73
2016	2-6	H	W, 88-77
2017	1-7	H	L, 78-95
2017	3-4	A	L, 76-88
2017	3-8	N	L, 52-79
2018	3-3	H	W, 78-57
2018	3-8	N	L, 77-80
2019	2-6	A	W, 92-88
2020	1-11	H	W, 60-59
2021	2-10	A	W, 94-80

LSU at home: LSU leads, 70-36
at Miss. State: Miss. State leads, 60-40
at Neutral Sites: Miss. State leads, 6-3

MISS. VALLEY STATE (2-0)

2006	12-28	H	W, 92-58
2012	11-24	H	W, 75-50

MISSOURI (9-2)

1980	3-14	N	W, 68-63
2013	1-30	H	W, 73-70
2013	3-2	A	L, 76-89
2014	1-21	H	W, 77-71
2015	1-8	A	L, 67-74 OT
2016	3-1	H	W, 84-75
2017	1-4	A	W, 88-77
2018	2-17	H	W, 64-63
2019	1-26	A	W, 86-80 OT
2020	2-11	H	W, 82-78
2021	3-6	A	W, 86-80

LSU at home: LSU leads, 5-0
at Missouri: LSU leads, 3-2
at Neutral Sites: LSU leads, 1-0

MONTANA STATE (4-0)

1970	12-28	N	W, 89-77
1976	12-27	H	W, 101-81
1978	12-18	H	W, 99-89
1985	11-22	H	W, 84-59

LSU at home: LSU leads, 3-0
at Neutral Sites: LSU leads, 1-0

MOREHEAD STATE (1-0)

1988	12-28	N	W, 101-88
------	-------	---	-----------

NAVY (0-1)

1985	2-15	N	L, 55-78
------	------	---	----------

NEBRASKA (1-0)

1988	12-30	N	W, 90-87
------	-------	---	----------

NEVADA (1-1)

1973	12-3	A	L, 86-97
1975	12-6	H	W, 94-73

NEW ORLEANS (12-4)

1977	11-28	H	L, 69-73
1978	11-27	A	W, 64-42
1979	12-3	H	W, 104-78
1980	12-18	N	W, 96-66
1983	3-16	H	L, 94-99
1983	11-26	A	W, 67-59
1984	12-21	H	W, 78-64
1986	12-20	H	L, 71-82
2000	12-16	H	W, 84-57
2001	12-18	A	L, 59-60
2002	12-30	H	W, 69-57
2004	1-12	A	W, 68-60
2004	11-24	H	W, 95-79
2005	12-13	H	W, 94-53

2013	11-19	H	W, 81-54
2019	12-3	H	W, 90-54

LSU at home: LSU leads, 8-3
at UNO: LSU leads, 4-1

NIAGARA (1-0)

1976	12-8	H	W, 82-68
------	------	---	----------

NICHOLLS (19-1)

1987	12-4	H	W, 86-62
1990	12-29	H	W, 118-76
1991	12-30	H	W, 123-61
1992	12-15	H	W, 75-64
1993	12-4	H	W, 95-90
1996	1-23	H	W, 86-69
1997	11-29	H	W, 72-52
1999	12-23	H	W, 91-74
2000	12-22	H	W, 92-49
2001	12-30	H	W, 71-35
2002	11-22	H	W, 68-24
2005	11-21	H	W, 104-57
2006	11-17	H	W, 96-42
2007	11-28	H	W, 68-41
2008	12-17	H	W, 68-56
2009	12-17	H	W, 63-60
2010	11-16	H	L, 53-62
2011	11-12	H	W, 96-74
2019	11-16	H	W, 75-85
2021	12-26	H	W, 86-80

NORFOLK STATE (1-0)

2000	11-25	H	W, 90-62
------	-------	---	----------

NORTH CAROLINA (2-10)

1925	2-28	N	L, 21-35
1928	2-24	N	W, 44-38
1955	1-3	H	W, 84-77
1956	1-3	A	L, 69-95
1960	12-5	A	L, 61-77
1963	12-14	H	L, 71-76
1982	12-4	N	L, 43-47
1984	1-29	A	L, 79-90
1985	2-10	H	L, 70-75
1994	1-22	N	L, 65-88
1996	12-18	A	L, 48-67
2009	3-21	N	L, 70-84

LSU at home: UNC leads, 2-1
at UNC: UNC leads, 4-0
at Neutral Sites: UNC leads, 4-1

NC CENTRAL (1-0)

2016	12-13	H	W, 70-66
------	-------	---	----------

NORTH CAROLINA A&T (1-1)

1996	11-30	H	W#, 74-62
1998	11-25	H	W, 72-59

NC STATE (0-2)

2015	3-19	N	L, 65-66
2015	11-24	N	L, 72-83 OT

NORTHERN ARIZONA (2-0)

1987	2-9	H	W, 70-58
1991	12-28	H	W, 159-86

NORTHERN IOWA (0-2)

1987	12-28	N	L, 80-90
2005	12-19	H	L, 50-54

NORTH FLORIDA (3-0)

2015	12-2	H	W, 119-108
2016	11-18	H	W, 78-70
2017	12-22	H	W, 104-52

NORTH TEXAS (1-1)

2010	12-22	H	L, 55-75
2011	12-22	A	W, 67-58

NORTHWESTERN (1-3)

1953	12-21	H	W, 79-51
1954	12-20	A	L, 66-83
1965	12-30	N	L, 86-92
2011	11-17	N	L, 82-88

NORTHWESTERN ST. (19-7)

1915	12-23	A	W, 24-23
1916	12-20	A	L, 13-21
1917	12-2	A	W, 38-25
1921	1-8	H	W, 29-25
1922	1-20	H	W, 32-15
1922	1-21	H	W, 40-3
1924	1-7	H	L, 18-26
1924	1-8	H	L, 19-33
1925	1-16	A	L, 25-29
1925	1-17	A	W, 35-24
1926	2-12	H	L, 27-35
1926	2-13	H	L, 21-23
1945	2-23	N	W, 44-40
1945	2-24	A	W, 70-34
1956	12-29	N	L, 75-103
1989	12-20	H	W, 73-63
1992	12-29	H	W, 93-79
2001	12-2	H	W, 91-54
2004	12-11	H	W, 83-74
2007	12-15	H	W, 82-58
2008	11-23	H	W, 91-60
2009	12-12	H	W, 73-62
2010	11-12	H	W, 87-78
2012	11-20	H	W, 102-95
2013	11-16	H	W, 88-74
2019	12-8	H	W, 109-59

LSU at home: LSU leads, 14-4
at Northwestern State: LSU leads, 4-2
at Neutral Sites: Tied, 1-1

NOTRE DAME (1-1)

1990	12-20	N	W, 87-64
2017	11-21	N	L, 53-92

OAKLAND (MICH) (1-0)

1999	11-26	N	W, 87-80
------	-------	---	----------

OHIO STATE (1-1)

2005	1-15	H	W, 113-101 2OT
2005	1-31	A	L, 76-78

OKLAHOMA (2-3)

1970	3-17	N	W, 97-94
1987	1-12	N	L, 85-94
1988	1-11	N	W, 84-77
2004	3-17	A	L, 61-70
2016	1-30	H	L, 75-77

at Baton Rouge: Oklahoma leads, 1-0
at Oklahoma: Oklahoma leads, 1-0
at Neutral Sites: LSU leads, 2-1

OKLAHOMA CITY (2-0)

1968	12-28	A
------	-------	---

Series Records

LSU at home: LSU leads, 4-1
at ORU: LSU leads, 2-0

OREGON (0-2)

1963	12-26	A	L, 57-87
2012	3-13	A	L, 76-96

OREGON STATE (5-1)

1963	12-26	N	L, 57-87
1969	12-4	H	W, 94-72
1969	12-22	A	W, 76-68
2000	12-28	N	W, 78-68
2006	12-17	A	W, 60-53
2007	12-22	H	W, 67-61

LSU at home: LSU leads, 2-0
at Oregon State: LSU leads, 2-0
at Neutral Sites: Tied, 1-1

PACIFIC (1-1)

1973	12-8	H	W, 91-77
1976	12-20	A	L, 76-89

PENN STATE (0-1)

1954	3-12	N	L, 70-78
------	------	---	----------

PITTSBURGH (2-2)

1935	4-13	N	W, 41-37
1936	1-2	N	L, 47-52
1962	12-27	N	L, 73-96
1969	1-31	H	W, 120-79

PRAIRIE VIEW (3-0)

1996	12-23	H	W, 96-56
1998	12-16	H	W, 84-62
2002	12-17	H	W, 75-49

PURDUE (1-1)

1986	3-13	H	W, 94-87 2OT
2003	3-24	N	L, 56-80

RADFORD (0-1)

1994	12-30	H	L, 72-73
------	-------	---	----------

RHODE ISLAND (1-1)

2014	1-4	H	L, 70-74
2019	11-24	N	W, 96-83

RICE (17-25)

1916	2-23	H	W, 29-21
1916	2-24	H	W, 25-17
1921	2-26	A	W, 35-23
1935	1-19	A	L, 47-56
1936	1-23	H	L, 38-42
1936	1-24	H	L, 30-38
1937	1-8	A	W, 32-29
1937	1-9	A	W, 38-37
1938	1-7	H	L, 38-45
1938	1-8	H	W, 58-38
1938	12-14	A	L, 32-34
1938	12-15	A	W, 30-27
1939	12-18	H	L, 39-56
1939	12-19	H	L, 51-61
1940	12-19	A	L, 48-60
1940	12-20	A	L, 33-54
1941	12-12	H	L, 42-54
1941	12-13	H	L, 37-50
1942	12-17	A	L, 26-56
1942	12-18	A	W, 62-60
1947	1-4	H	W, 60-35
1947	12-8	A	L, 55-58
1948	1-9	H	W, 43-40
1948	12-4	N	L, 39-51
1949	12-10	N	W, 49-44
1951	12-3	A	W, 68-60
1954	12-11	H	L, 72-79
1955	12-12	A	L, 60-85
1956	12-10	H	L, 72-87
1957	12-9	A	L, 56-81

1958	12-13	H	L, 56-64
1959	12-12	A	L, 57-71
1960	12-10	H	L, 50-67
1961	12-9	A	L, 67-79
1962	12-8	H	W, 90-82
1963	12-7	A	L, 72-87
1964	12-29	N	W, 79-63
1965	12-16	A	W, 85-80
1966	12-30	N	L, 69-88
1977	12-22	H	W, 97-68
2009	12-19	H	W, 65-61
2010	12-29	A	L, 68-74

LSU at home: Rice leads, 10-8
at Rice: Rice leads, 13-7
at Neutral Sites: Tied, 2-2

ROBERT MORRIS (1-0)

1997	12-23	H	W, 63-58
------	-------	---	----------

RUTGERS (1-0)

2011	12-3	A	W, 55-50
------	------	---	----------

SAINT FRANCIS (PA) (4-0)

1946	12-19	A	W, 62-57
1978	11-24	H	W, 112-81
1980	12-30	H	W, 91-65
1982	12-30	H	W, 67-66

SAINT JOSEPH (PA) (1-1)

1949	12-3	A	L, 59-61
2013	11-28	N	W, 82-65

SAINT LOUIS (1-4)

1952	12-30	N	W, 70-67
1956	1-5	H	L, 79-110
1956	12-15	A	L, 52-86
1995	11-24	N	L, 70-79

SAINT MARY'S (1-0)

2019	12-15	N	W, 78-74
------	-------	---	----------

SAINT PETERS (2-0)

1974	12-27	H	W, 113-101
1981	12-9	H	W, 71-55

SAM HOUSTON STATE (4-0)

1999	12-18	H	W, 85-67
2014	12-13	H	W, 76-67
2017	12-19	H	W, 80-58
2021	12-14	H	W, 88-66

SAMFORD (4-1)

1973	12-20	H	W, 73-60
1976	12-6	H	W, 100-89
1996	12-3	H	L, 50-53
2006	12-29	H	W, 60-45
2017	11-16	H	W, 105-86

SAN FRANCISCO (1-0)

2014	3-19	A	W, 71-63
------	------	---	----------

SANTA CLARA (1-0)

1950	12-26	A	W, 59-52
------	-------	---	----------

SAVANNAH STATE (1-0)

2015	1-3	H	W, 75-59
------	-----	---	----------

SEATTLE (0-1)

1963	12-30	N	L, 84-92
------	-------	---	----------

SETON HALL (1-0)

2012	11-29	H	W, 72-67
------	-------	---	----------

SEWANEE (6-0)

1927	1-8	H	W, 26-23
1933	1-20	A	W, 50-30
1933	1-21	A	W, 57-45
1934	1-5	H	W, 80-20
1934	1-6	H	W, 60-9
1939	3-2	N	W, 55-35

SIUE (1-0)

2021	11-26	H	W, 94-81
------	-------	---	----------

SOUTHERN METHODIST (2-3)

1962	12-13	A	L, 68-83
1963	12-5	H	W, 66-62
1964	12-12	A	L, 75-98
1965	12-10	H	W, 91-88
2014	3-24	A	L, 67-80

SOUTH ALABAMA (3-1)

2002	11-24	H	W, 71-62
2010	11-28	A	W, 80-65
2011	11-23	H	L, 75-79 OT
2015	11-19	H	W, 78-66

SOUTH CAROLINA (18-18)

1974	12-21	A	L, 64-77
1992	2-19	A	W, 74-56
1993	1-30	H	W, 85-62
1994	2-2	A	W, 77-71
1995	3-1	H	L, 62-69
1996	2-10	A	L, 68-106
1996	3-7	N	L, 76-85
1996	11-27	N	L, 68-74
1997	2-1	H	L, 65-80
1998	1-10	A	L, 53-70
1999	2-17	H	W, 60-56
2000	2-23	A	W, 64-59
2001	1-31	H	L, 56-68
2002	2-20	A	L, 53-66
2003	2-5	H	W, 71-58
2004	1-24	A	L, 55-61
2004	3-12	N	L, 64-85
2005	1-12	H	W, 79-64
2006	2-28	A	W, 64-61
2007	3-3	H	W, 61-52
2008	2-27	A	W, 62-55
2008	3-13	N	L, 73-77
2009	1-14	H	W, 85-68
2010	1-13	A	L, 58-67
2011	2-2	H	L, 56-64
2012	2-18	A	W, 68-58
2013	1-16	H	L, 73-82 OT
2013	2-14	A	W, 64-46
2014	1-11	A	W, 71-68
2015	1-28	H	W, 64-58
2016	2-10	A	L, 83-94
2017	2-1	H	L, 63-88
2018	2-28	A	L, 74-83 OT
2019	1-19	H	W, 89-67
2020	2-22	A	W, 86-80
2021	1-16	H	W, 85-80

LSU at home: LSU leads, 9-6
at South Carolina: LSU leads, 9-8
at Neutral Sites: USC leads, 4-0

SE MISSOURI ST. (1-0)

2000	3-16	N	W, 64-61
------	------	---	----------

SOUTHEASTERN (13-1)

1966	12-1	H	L, 88-89
1985	12-20	H	W, 82-61
1990	11-26	H	W, 117-68
1991	12-17	H	W, 101-64
1992	12-3	H	W, 92-65

1993	12-21	H	W, 96-62
1994	11-25	H	W, 106-80
1999	11-22	H	W, 75-36
2007	11-12	H	W, 72-62
2009	1-3	H	W, 90-61
2009	12-14	H	W, 77-60
2013	11-22	H	W, 89-66
2018	11-6	H	W, 94-63
2021	11-30	H	W, 96-43

SOUTHERN-BR (9-0)

1985	12-21	H	W, 91-83
1987	12-5	H	W, 98-77
1995	11-29	H	W, 109-100
1997	12-28	H	W, 77-66
2001	11-19	H	W, 97-69
2003	11-21	H	W, 70-59
2005	11-18	H	W, 84-56
2007	11-30	H	W, 88-45
2010	12-27	H	W, 62-41

SOUTHERN CAL (1-7)

1937	12-16	H	L, 38-54
1937	12-17	H	L, 26-50
1950	12-28	A	L, 76-78
1969	12-18	H	L, 98-101
1971	1-2	A	L, 76-80 OT
1974	11-29	A	L, 87-100
1976	12-4	H	W, 87-76
2019	12-21	N	L, 68-70

SOUTHERN MISS (6-1)

1931	2-6	H	W, 46-35
1931	2-7	H	W, 47-31
1973	2-19	H	W, 107-79
1989	11-15	H	W, 91-80
2003	12-20	H	W, 65-50
2004	12-18	N	L, 84-88 OT
2014	12-29	H	W, 87-67
2016	11-15	H	W, 78-61

SOUTHERN-NO (1-0)

1997	11-20	H	W, 99-51
------	-------	---	----------

SOUTHWESTERN TENN. (4-0)

1940	2-7	N	W, 61-41
1952	12-8	H	W, 124-33
1955	12-5	H	W, 72-59
1956	12-13	A	W, 91-77

SPRING HILL (17-2)

1917		A	W, 34-24
1920	2-3	H	W, 64-16
1920	2-14	A	W, 38-9
1921	2-1	H	W, 29-24
1921	2-2	H	W, 31-17
1922	2-1	H	W, 27-26
1922	2-2	H	W, 16-15
1923	1-31	H	L, 21-23
1923	2-1	H	W, 36-20
1923	2-28	A	L, 24-26
1923	3-1	A	W, 20-18
1924	2-1	H	W, 40-23
1924	2-2	H	W, 22-13
1924	2-15	A	W, 29-25
1924	2-16	A	W, 32-16
1930	2-10	H	W, 53-17
1930	2-11	H	W, 52-14
1947	12-4	H	W, 72-43
1948	12-13	A	W, 49-48

</

Series Records

ST. MARY'S (TEXAS) (1-0)

1957	12-3	H	W, 68-61
------	------	---	----------

STANFORD (2-2)

1965	12-23	A	L, 69-91
1974	11-30	A	L, 80-92
1975	12-27	H	W, 89-85
1992	12-21	N	W, 72-63

STEPHEN F. AUSTIN (0-1)

1985	2-16	A	L, 64-76
------	------	---	----------

SYRACUSE (0-1)

1985	2-16	A	L, 64-76
------	------	---	----------

TAMPA (2-0)

1966	12-3	A	W, 74-72
1967	12-2	H	W, 97-81

TCU (3-1)

1947	12-31	A	W, 52-46
1960	12-17	A	W, 68-62
1961	12-2	H	W, 83-58
1986	11-21	H	L, 74-83

TEMPLE (1-0)

1987	3-17	N	W, 72-62
------	------	---	----------

TENNESSEE (49-65)

1933	2-21	N	W, 55-43
1934	3-3	N	L, 35-42
1943	2-27	N	L, 38-52
1948	2-27	N	L, 48-56
1949	2-21	A	L, 72-81
1950	2-20	H	L, 65-67
1950	3-4	N	L, 79-81 OT
1951	1-15	H	W, 68-61
1952	2-2	A	L, 68-82
1953	1-31	H	W, 95-59
1954	1-16	A	W, 75-62
1955	1-15	H	L, 68-76
1956	1-16	A	L, 82-91
1957	1-14	H	W, 62-61
1957	12-21	N	L, 62-63
1958	1-13	A	L, 53-75
1959	1-12	H	L, 58-65
1960	1-11	A	L, 79-103
1961	1-14	H	W, 72-60
1962	1-13	A	W, 73-61
1963	1-12	H	W, 61-60 OT
1964	1-11	A	L, 58-62
1965	1-11	H	L, 54-58
1965	3-6	A	L, 60-83
1966	1-31	A	L, 59-87
1966	2-14	H	L, 64-74
1967	2-6	H	L, 59-76
1967	3-4	A	L, 60-87
1968	2-5	H	L, 67-87
1968	3-2	A	L, 71-74
1969	1-27	H	L, 68-81
1969	2-24	A	L, 63-87
1970	1-26	H	W, 71-59
1970	2-23	A	L, 87-88
1971	1-25	H	W, 80-70
1971	2-22	A	L, 67-88
1972	1-31	A	W, 63-62
1972	2-28	H	L, 66-78
1973	1-29	H	L, 71-73
1973	2-26	A	W, 78-74
1974	1-28	H	L, 52-57
1974	3-2	A	L, 80-100
1975	1-27	A	L, 79-99
1975	3-1	H	W, 94-87
1976	1-26	H	L, 92-105
1976	2-23	A	L, 71-80
1977	1-15	H	L, 102-108
1977	2-12	A	L, 64-91

1978	1-9	H	W, 121-87
1978	2-6	A	W, 101-86
1979	1-24	H	W, 77-75
1979	1-29	A	W, 84-78
1980	1-19	A	W, 75-74
1980	2-16	H	W, 73-66
1981	1-24	H	W, 80-63
1981	2-21	A	W, 66-65
1982	1-23	A	L, 67-77
1982	2-20	H	L, 53-54
1983	1-10	H	L, 58-59
1983	2-7	A	L, 63-66
1983	3-11	N	L, 71-74 OT
1984	1-10	A	L, 69-70
1984	2-6	H	W, 61-59 OT
1985	1-12	H	W, 75-65
1985	2-14	A	W, 87-82
1986	1-11	A	L, 77-88
1986	2-12	H	W, 75-50
1987	1-8	A	W, 79-78
1987	2-7	H	W, 60-58
1988	1-13	A	W, 52-51
1988	2-13	H	W, 92-73
1989	1-11	A	L, 96-100
1989	2-11	H	W, 122-106
1989	3-10	A	L, 77-95
1990	1-8	H	W, 111-94
1990	2-10	A	W, 119-113
1991	1-22	A	L, 89-92
1991	2-23	H	W, 119-87
1992	1-29	H	W, 97-82
1992	3-13	N	W, 99-89
1993	2-20	A	W, 81-74
1994	2-5	H	W, 84-83
1995	2-4	A	W, 56-52
1996	2-14	H	L, 65-73
1997	1-19	A	L, 52-66
1998	1-31	H	L, 65-72
1998	3-5	N	L, 62-73
1999	1-6	A	L, 58-93
2000	1-8	H	L, 59-64
2001	3-3	A	L, 71-78
2002	1-30	H	L, 58-61
2003	3-1	A	W, 88-67
2004	2-4	H	W, 84-67
2005	2-5	A	L, 55-77
2006	1-14	H	W, 88-74
2007	2-6	A	L, 67-70
2007	3-8	N	W, 76-67 OT
2008	2-9	H	L, 45-47
2009	1-28	A	W, 79-73
2010	2-4	H	L, 54-59
2010	3-11	N	L, 49-59
2011	1-26	A	L, 53-75
2012	2-29	H	L, 69-74 OT
2013	2-19	A	L, 72-82
2014	1-7	H	L, 50-68
2015	2-14	A	W, 73-55
2015	3-4	H	L, 63-78
2016	2-20	A	L, 65-81
2016	3-11	N	W, 84-75
2017	3-1	H	W, 92-82
2018	1-31	A	L, 61-84
2019	2-23	H	W, 82-80 OT
2020	1-4	A	W, 78-64
2021	2-13	H	W, 78-65

LSU at home: LSU leads, 28-25
at Tennessee: Tennessee leads, 33-17
at Neutral Sites: Tennessee leads, 7-4

TENNESSEE-MARTIN (5-0)

1988	12-20	H	W, 128-89
1995	12-16	H	W, 93-74
1999	12-14	H	W, 73-45
2010	11-18	H	W, 79-56
2017	11-29	H	W, 84-60

TENNESSEE STATE (1-0)

1992	12-30	H	W, 90-68
------	-------	---	----------

TEXAS (20-11)

1911	2-13	H	W, 39-10
1947	12-9	N	L, 31-50
1948	12-3	H	L, 45-60
1950	12-22	N	L, 55-68
1951	12-17	H	W, 59-55
1958	12-15	H	W, 52-47
1959	12-14	A	L, 67-84
1960	12-12	H	W, 62-59
1961	12-11	A	W, 77-75
1962	12-10	H	W, 75-66
1963	12-9	A	L, 65-70
1964	12-7	H	W, 83-75
1965	12-6	A	W, 76-66
1966	12-6	H	L, 78-114
1967	12-4	A	W, 87-74
1974	12-28	H	L, 63-78
1977	12-5	A	L, 66-82
1984	12-3	H	W, 87-79
1985	12-17	A	W, 72-65
1990	1-2	N	W, 124-113
1990	11-30	H	W, 101-87
1992	1-3	N	W, 84-83
1993	2-7	N	W, 84-81
1993	11-26	H	W, 86-66
1995	1-7	A	L, 71-80
1997	12-17	A	L, 63-69
1998	12-19	H	W, 63-61 OT
2000	3-18	N	W, 72-67
2006	3-25	N	W, 70-60 OT
2006	12-10	N	L, 75-76 OT
2020	1-25	A	W, 69-67

LSU at home: LSU leads, 10-3
at Texas: Texas leads, 5-4
at Neutral Sites: LSU leads, 5-3

TEXAS A&M (26-18)

1917	1-18	H	W, 24-15
1917	1-19	H	W, 30-14
1921	1-25	H	W, 30-28
1921	1-26	H	W, 31-30
1921	2-21	A	W, 24-16
1921	2-22	A	L, 19-49
1941	12-18	H	L, 41-56
1945	12-12	H	W, 51-50
1947	12-29	N	L, 44-45
1948	12-17	H	W, 58-55
1953	12-15	H	W, 77-56
1954	12-13	H	W, 73-61
1955	1-20	A	L, 47-58
1955	12-10	A	L, 59-73
1962	12-21	A	L, 61-67
1971	12-28	N	L, 68-73
1981	2-22	H	W, 67-57
1981	12-7	A	L, 63-68
1982	12-8	N	W, 88-70
1983	12-3	N	W, 75-65
2002	11-30	N	L, 77-79
2006	3-18	N	W, 58-57
2006	12-5	H	W, 64-52
2008	1-5	A	L, 53-79
2008	12-20	N	L, 61-72
2013	1-23	H	W, 58-54
2013	3-6	A	W, 68-57
2014	2-12	A	L, 73-83
2014	2-26	H	W, 68-49
2015	1-17	H	L, 64-67
2015	2-17	A	L, 62-68
2016	1-19	A	L, 57-71
2016	2-13	H	W, 76-71
2016	3-12	N	L, 38-71
2017	1-11	A	L, 62-92
2017	2-4	H	L, 73-85
2018	1-6	A	W, 69-68
2018	1-23	H	W, 77-65
2019	1-30	A	W, 72-57
2019	2-26	H	W, 66-55
2020	1-14	A	W, 89-85 OT
2020	1-29	H	W, 64-50
2021	12-29	H	W, 77-54
2021	1-26	A	W, 78-66

LSU at home: LSU leads, 17-3
at Texas A&M: Texas A&M leads, 10-6
at Neutral Sites: A&M leads, 5-3

TEXAS A&M-CORPUS CHRISTI (1-0)

2002	12-14	H	W, 95-60
------	-------	---	----------

TEXAS-EL PASO (2-1)

1981	12-21	H	W, 71-59
1982	12-22	A	W, 51-49
1989	3-17	N	L, 74-85

TEXAS PAN AMERICAN (3-0)

1982	11-30	H	W, 76-67
1983	12-21	H	W, 81-70
1998	11-16	H	W, 75-56

TEXAS SOUTHERN (2-0)

2000	12-8	H	W, 89-57
2016	12-17	H	W, 88-80

TEXAS TECH (3-5)

1957	12-16	H	L, 72-79
1958	12-19	A	L, 60-73
1959	12-18	H	L, 65-72
1960	12-16	A	W, 73-69 OT
2013	12-18	A	W, 71-69
2014	11-18	H	W, 69-64 OT
2017	1-28	A	L, 64-77
2021	1-30	H	L, 71-76

LSU at home: Texas Tech leads, 3-1
at Texas Tech: Ties, 2-2

TOWSON UNIVERSITY (1-0)

2001	11-28	H	W, 83-46
------	-------	---	----------

TROY (4-1)

1994	12-6	H	W, 113-78
1996	11-22	H	W#90-59
1998	12-22	H	W, 74-56
2003	11-26	H	W, 78-69
2008	11-30	H	W, 92-57

TULANE (124-84)

1911	1-26	H	W, 47-7
1911	1-27	H	W, 26-15
1911	2-17	A	W, 27-25
1911	2-18	A	L, 13-15
1913	2-14	A	L, 13-15
1913	2-15	A	L, 20-26
1913	2-28	H	L, 15-16
1913	3-1	H	W, 13-12
1914	2-13	H	L, 14-26
1914	2-14	H	L, 7-10
1914	2-27	A	L, 12-25
1914	2-28	A	L, 6-13
1915	2-19	H	W, 28-17
1915	2-20	H	W,

Series Records

1924	2-23	A	L, 26-30
1925	2-6	A	L, 15-42
1925	2-7	A	L, 15-43
1925	2-20	H	L, 24-35
1925	2-21	H	L, 23-26
1926	2-5	H	W, 30-23
1926	2-6	H	L, 23-24
1926	2-19	A	L, 29-32
1926	2-20	A	L, 13-22
1927	2-4	A	L, 20-27
1927	2-5	A	L, 9-36
1927	2-18	H	L, 20-25
1927	2-19	H	L, 20-23
1928	2-3	H	W, 47-13
1928	2-4	H	W, 41-18
1928	2-17	A	W, 36-20
1928	2-18	A	W, 39-25
1929	2-15	A	L, 37-40
1929	2-16	A	W, 28-21
1929	2-22	H	W, 37-35
1929	2-23	H	L, 32-33
1930	2-14	H	W, 35-30
1930	2-15	H	W, 24-15
1930	2-21	A	L, 25-27
1930	2-22	A	L, 27-30
1931	2-13	A	L, 23-38
1931	2-14	A	W, 39-31
1931	2-20	H	W, 49-30
1931	2-21	H	W, 48-27
1932	2-11	H	W, 32-25
1932	2-12	H	W, 34-22
1932	2-19	A	W, 29-26
1932	2-20	A	L, 29-33
1933	2-10	A	L, 31-44
1933	2-11	A	W, 46-28
1933	2-17	H	W, 50-38
1933	2-18	H	W, 51-37
1934	1-19	H	W, 29-25
1934	1-20	H	W, 48-26
1934	2-16	A	W, 43-22
1934	2-17	A	W, 36-21
1935	2-8	A	W, 34-16
1935	2-9	A	W, 35-24
1935	2-22	H	W, 65-20
1935	2-23	H	W, 64-23
1936	2-7	H	W, 52-27
1936	2-8	H	W, 49-26
1936	2-21	A	W, 50-30
1936	2-22	A	W, 46-22
1937	2-5	H	W, 42-31
1937	2-6	H	W, 46-42
1937	2-19	A	W, 37-31
1937	2-20	A	L, 32-52
1938	2-18	A	W, 44-42
1938	2-19	A	W, 31-27
1938	2-25	H	W, 42-31
1938	2-26	H	L, 39-41
1939	2-17	H	W, 36-33
1939	2-18	H	L, 33-36
1939	2-23	A	L, 30-36
1939	2-24	A	W, 41-31
1940	2-15	A	W, 34-31
1940	2-16	A	W, 35-29
1940	2-22	H	W, 42-39
1940	2-23	H	W, 40-39
1940	2-29	N	W, 57-44
1941	2-14	H	L, 44-55
1941	2-15	H	L, 35-39
1941	2-20	A	W, 59-44
1941	2-21	A	W, 40-37
1942	2-12	H	W, 51-46
1942	2-13	H	W, 50-49
1942	2-19	A	W, 48-44
1942	2-20	A	W, 31-21
1942	2-11	A	W, 91-57
1943	2-12	A	W, 59-57
1943	2-19	H	W, 35-34
1943	2-20	H	W, 46-40
1944	2-9	H	L, 42-43
1944	2-10	H	L, 37-38
1944	2-16	A	L, 39-41
1944	2-17	A	L, 44-66
1945	2-1	A	L, 43-45
1945	2-2	A	L, 32-44
1945	2-9	H	W, 50-44
1945	2-10	H	W, 61-55
1946	2-21	H	W, 54-45
1946	2-23	A	W, 52-36
1946	2-28	N	W, 74-29
1946	12-30	A	W, 54-51
1947	1-17	A	L, 38-40
1947	2-21	H	W, 55-40
1947	2-28	N	L, 50-63
1948	1-13	H	L, 42-54
1948	2-20	A	L, 41-50
1949	1-14	A	L, 51-71
1949	2-25	H	L, 45-72

1949	3-5	N	L, 63-72
1950	1-13	H	L, 70-75
1950	2-24	A	L, 71-77
1951	2-10	A	L, 54-69
1951	2-23	H	W, 51-46
1952	1-26	A	L, 67-71
1952	2-9	H	W, 78-66
1953	2-7	H	W, 48-31
1953	3-6	A	W, 53-52
1954	2-6	H	W, 66-47
1954	3-6	A	W, 63-52
1955	2-5	H	L, 57-81
1955	3-4	A	L, 53-82
1956	1-30	H	W, 87-66
1956	3-2	A	L, 68-81
1957	1-18	H	L, 64-66 OT
1957	3-1	A	L, 51-59
1958	1-17	A	W, 69-63
1958	2-28	A	W, 67-63
1959	1-16	H	L, 59-69
1959	2-27	A	L, 65-77
1960	2-25	H	L, 58-72
1960	3-2	A	L, 54-64
1961	1-28	H	W, 86-66
1961	3-2	A	L, 65-68
1962	2-22	H	W, 70-53
1962	3-9	A	L, 69-84
1963	2-12	H	L, 57-59
1963	3-1	A	L, 65-77
1964	1-15	H	W, 83-74
1964	2-28	A	L, 68-80
1965	1-13	H	W, 79-67
1965	2-27	A	W, 77-74
1966	2-2	H	L, 69-82
1966	3-5	A	L, 78-86
1966	12-14	H	W, 93-83
1967	1-12	A	L, 89-99
1968	1-11	A	W, 100-91
1968	2-21	H	W, 99-92
1968	12-14	H	L, 99-101 2 OT
1969	2-10	A	L, 94-110
1969	12-13	A	W, 97-91
1970	2-9	H	W, 127-114
1970	12-16	H	W, 94-79
1971	2-3	A	L, 86-93
1972	1-17	H	W, 76-58
1972	2-9	A	W, 75-71
1973	2-8	A	W, 92-83
1973	2-14	H	W, 73-63
1973	12-19	A	W, 67-60
1973	12-27	H	W, 76-44
1974	12-4	H	W, 80-78
1974	12-18	A	W, 84-82
1975	12-3	A	W, 79-65
1976	11-26	H	W, 94-85
1977	12-7	H	W, 120-88
1977	12-18	A	W, 83-74
1978	12-4	H	W, 109-85
1978	12-9	A	W, 98-88
1979	12-5	N	W, 80-79
1979	12-22	H	W, 95-85
1980	12-6	H	W, 119-81
1980	12-20	N	W, 86-72
1982	3-12	H	L, 72-83
2002	12-28	N	W, 74-62
2003	12-23	H	W, 67-48
2004	11-19	H	W, 83-58
2006	1-3	H	W, 75-58
2006	12-2	A	W, 74-67
2008	1-2	A	L, 63-68

LSU at home: LSU leads, 69-33
at Tulane: LSU leads, 53-49
at Neutral Sites: Tied, 2-2

TULSA (1-1)

1952	12-2	A	L, 58-84
1953	1-26	H	W, 55-51

U.S. INTERNATIONAL (1-0)

1984	1-16	H	W, 104-66
------	------	---	-----------

UAB (3-1)

2003	12-27	N	W, 78-62
2005	3-17	N	L, 68-82
2013	12-21	H	W, 86-63
2014	12-18	A	W, 79-70

LSU at home: LSU leads, 1-0
at UAB: LSU leads, 1-0
at Neutral Sites: Tied, 1-1

UC IRVINE (2-0)

2011	12-15	H	W, 66-69
2012	12-18	A	W, 66-60

UC SANTA BARBARA (1-0)

2012	11-9	H	W, 77-63
------	------	---	----------

UCLA (0-8)

1950	12-30	A	L, 66-95
1965	12-27	A	L, 89-95
1969	12-23	A	L, 84-133
1981	12-23	N	L, 76-83
1982	12-20	A	L, 68-82
1993	12-18	A	L, 80-100
1994	12-17	H	L, 72-92
2006	4-1	N	L, 45-59

LSU at home: UCLA leads, 1-0
at UCLA: UCLA leads, 5-0
at Neutral Sites: UCLA leads, 2-0

UL-LAFAYETTE (36-9)

1914	1-9	H	W, 44-7
1915	1-14	H	W, 29-6
1915	1-15	H	W, 39-16
1916	12-18	A	W, 44-14
1916	12-18	A	W, 69-13
1917	1-6	H	W, 52-13
1918	1-11	A	W, 36-7
1921	1-21	H	W, 47-11
1921	2-11	H	W, 61-8
1922	1-10	H	W, 41-8
1922	1-11	H	W, 29-17
1923	1-19	H	W, 25-22
1924	1-19	H	L, 12-15
1924	1-21	H	L, 14-26
1925	1-9	H	W, 30-19
1925	1-10	H	W, 22-17
1926	1-8	A	W, 25-13
1926	1-9	A	W, 31-29
1927	2-21	H	W, 34-22
1927	2-22	H	W, 29-12
1928	1-6	H	W, 40-17
1928	1-7	H	W, 36-17
1929	1-7	H	W, 23-17
1929	1-8	H	W, 29-22
1929	2-11	A	L, 34-36
1929	2-12	A	L, 23-25
1931	1-30	H	L, 26-40
1931	1-31	H	L, 29-34
1932	1-8	H	W, 44-23
1932	1-9	H	W, 50-35
1934	12-18	H	W, 54-30
1935	12-18	H	W, 43-28
1936	12-16	H	W, 44-19
1937	12-13	H	W, 31-26
1940	12-10	H	L, 30-39
1944	2-19	H	L, 40-62
1944	2-21	H	L, 37-60
1945	1-6	H	W, 44-42
1945	1-24	A	W, 59-44
2001	12-4	H	W, 83-65
2004	11-21	H	W, 83-69
2005	12-17	H	W, 81-62
2008	12-31	H	W, 81-79
2009	12-1	H	W, 66-58
2018	3-14	H	W, 84-76

LSU at home: LSU leads, 30-7
at UL-Lafayette: LSU leads, 6-2

ULM (7-0)

1991	11-22	H	W, 77-76
2000	11-20	H	W, 92-49
2003	11-29	H	W, 96-65
2006	11-19	H	W, 88-57
2009	11-13	H	W, 82-62
2013	12-14	H	W, 61-54
2018	12-28	H	W, 81-69

UMBC (2-0)

1995	12-30	H	W, 88-67
2019	11-19	H	W, 77-50

UNC GREENSBORO (1-0)

2018	11-9	H	W, 97-91
------	------	---	----------

UNC WILMINGTON (5-0)

1980	12-29	H	W, 100-68
1983	1-17	H	W, 70-55
1983	11-28	A	W, 94-59
1984	12-22	H	W, 88-65
2017	12-10	H	W, 97-84

UNLV (3-3)

1980	12-13	H	W, 87-73
1981	11-28	A	L, 79-83 OT
1987	12-29	A	L, 59-78
1989	2-25	H	W, 88-87
1990	1-28	H	W, 107-105
1991	11-30	A	L, 55-76

LSU at home: LSU leads, 3-0
at UNLV: UNLV leads, 3-0

UTAH (1-4)

2003	12-16	H	W, 65-51
2005	1-3	A	L, 55-69
2009	1-6	A	L, 61-91
2010	1-2	H	L, 59-61
2018	3-19	A	L, 71-95

UTAH STATE (1-3)

1970	12-30	N	L, 81-97
1972	12-29	A	L, 83-104</

Series Records

1975	1-11	A	L, 82-91
1975	2-10	H	L, 74-83
1976	1-31	A	L, 90-103
1976	2-28	H	W, 89-75
1977	1-24	A	L, 67-68
1977	2-21	H	W, 95-74
1978	1-16	A	W, 77-55
1978	2-13	H	W, 80-73
1979	1-8	A	L, 87-88
1979	2-5	H	W, 92-71
1980	1-2	A	L, 66-77
1980	1-30	H	W, 83-81
1981	1-7	H	W, 77-61
1981	2-4	A	W, 86-81
1982	1-6	A	W, 80-73
1982	2-3	H	W, 78-70
1983	1-3	A	L, 65-67
1983	3-3	H	W, 66-53
1984	1-1	H	W, 73-66
1984	3-3	A	L, 68-74
1985	1-19	A	W, 69-68
1985	2-20	H	W, 64-55
1986	1-18	H	W, 84-67
1986	2-20	A	W, 74-68
1986	12-22	H	L, 61-63
1987	1-31	A	L, 65-66
1988	1-6	A	W, 51-39
1988	2-6	H	W, 94-79
1988	3-11	H	W, 87-80
1989	1-18	H	W, 85-84
1989	2-18	A	L, 74-108
1990	1-16	H	W, 101-72
1990	2-18	A	W, 121-108
1991	1-2	H	W, 87-70
1991	2-2	A	L, 59-63
1992	2-15	A	L, 69-76
1993	2-17	H	L, 66-87
1993	3-13	N	W, 72-62
1994	1-15	A	W, 83-81
1995	1-28	H	L, 58-66
2000	3-10	N	W, 71-60
2001	1-10	H	L, 67-71
2002	2-6	A	L, 63-68
2002	3-7	N	W, 69-62
2003	2-12	H	W, 79-60
2004	2-21	A	L, 54-74
2005	3-5	H	W, 81-69
2006	2-22	A	W, 77-66
2006	3-10	N	W, 92-73
2007	1-24	H	L, 53-64
2008	1-19	A	L, 76-92
2009	3-4	H	L, 67-75
2010	2-13	A	L, 69-77
2011	2-26	H	L, 69-90
2011	3-10	N	L, 50-62
2012	2-8	A	L, 61-76
2013	2-6	H	W, 57-56
2014	1-18	H	W, 81-58
2014	3-6	A	W, 57-51
2015	1-24	A	W, 79-75 OT
2016	1-2	A	W, 90-82
2016	12-29	H	L, 87-96
2018	1-20	A	L, 71-77
2019	3-9	H	W, 80-59
2020	2-5	A	L, 90-99
2021	3-2	H	W, 83-68

LSU at home: LSU leads, 33-20
at Vanderbilt: Vandy leads, 38-16
at Neutral Sites: LSU leads, 6-5

VCU (0-2)

2016	11-25	N	L, 74-85
2019	11-13	A	L, 82-84

VILLANOVA (2-3)

1952	12-29	N	W, 100-94
1976	12-28	H	L, 68-76
1990	3-15	N	W, 70-63
1990	11-24	N	L, 91-93
2007	12-6	A	L, 67-68

VIRGINIA (0-3)

1981	3-30	N	L, 74-78
2011	1-2	A	L, 50-64
2012	1-2	H	L, 52-57

VIRGINIA TECH (0-1)

1963	12-20	A	L, 64-72
------	-------	---	----------

VMI (1-0)

1956	12-27	N	W, 88-67
------	-------	---	----------

WAKE FOREST (1-2)

1981	12-28	N	W, 70-64
2015	12-29	H	L, 71-77
2016	12-22	A	L, 76-110

WASHINGTON (2-3)

1953	3-18	N	L, 69-88
1983	12-1	H	W, 51-48
1985	11-27	A	W, 70-61
2006	12-20	A	L, 72-88
2007	12-29	H	L, 65-73

WASHINGTON & LEE (0-1)

1929	3-1	N	L, 22-32
------	-----	---	----------

WASHINGTON STATE (2-2)

1973	12-1	A	L, 78-80
1977	11-30	H	W, 83-58
2008	12-27	H	W, 64-52
2009	12-22	N	L, 70-72 OT

WEBER STATE (2-1)

1972	12-30	N	W, 82-80
2001	11-23	N	L, 74-75 OT
2014	11-22	N	W, 72-58

WEST VIRGINIA (2-1)

2004	11-27	H	L, 69-84
2005	11-26	A	W, 71-68 OT
2014	12-4	A	W, 74-73

WEST VIRGINIA STATE (1-0)

1986	12-29	N	W, 93-76
------	-------	---	----------

WESTERN KENTUCKY (3-0)

1987	1-24	H	W, 67-62
2009	11-17	H	W, 71-60
2011	11-18	N	W, 76-57

WICHITA STATE (1-5)

1981	3-22	N	W, 96-85
1982	2-21	H	L, 65-66
2006	11-25	H	L, 53-57
2007	12-19	A	L, 47-67
2010	12-18	N	L, 69-71
2016	11-23	N	L, 47-82

WINTHROP (1-0)

1993	12-28	H	W, 100-71
------	-------	---	-----------

WISCONSIN (0-4)

1953	12-19	H	L, 66-82
1954	12-18	A	L, 68-107
1967	12-15	N	L, 94-96
2000	3-23	N	L, 48-61

WOFFORD (1-0)

2016	11-12	H	W, 96-69
------	-------	---	----------

WRIGHT STATE (1-0)

2006	12-27	H	W, 71-45
------	-------	---	----------

WYOMING (3-0)

1968	12-26	N	W, 84-78
1999	11-27	N	W, 103-86
2001	1-3	H	W, 73-69

XAVIER (OHIO) (1-3)

1964	12-28	N	L, 87-93
1980	12-22	H	W, 78-62
2009	1-24	H	L, 70-80
2009	12-29	A	L, 65-89

YALE (0-1)

1969	12-30	N	L, 94-97
------	-------	---	----------

Series Records vs. Club Teams, Military Squads (Part of LSU record, 1909-1952)

Alexandria AB	(1-3)
Algiers Navy	(1-0)
Atlanta AC	(0-1)
Barksadale AFB	(1-1)
Baton Rouge HS	(1-0)
Bergstrom Field	(1-0)
Bessemer AC	(0-2)
Birmingham AC	(3-4)
Birmingham HS	(1-0)
Birmingham YMCA	(1-0)
Camp Livingston	(1-0)
Camp Polk	(1-0)
Camp Van Dorn	(2-0)
Columbus AC (Ga.)	(0-1)
Consolidated Steel	(1-0)
Corpus Christi	(0-1)
Dixon Academy	(2-0)
DuPont-Ethyl	(1-0)
Gaylords of Bogalusa	(1-0)
Georgia Navy	(1-0)
Gulf Oilers	(1-0)
Gulfport Navy	(1-0)
Hammond Air Base	(1-0)
Harding Field	(2-1)
Houma Navy	(2-0)
Jackson AFB	(1-0)
Keesler Field	(9-3)
LSU ASTU	(2-0)
McGowan-Lyons	(0-1)
Navy (N.O.)	(1-0)
Navy (Pensacola)	(2-0)
Navy Reserve (N.O.)	(1-0)
New Orleans AC	(0-1)
Pensacola Navy	(2-2)
Selman Field	(1-1)
Shreveport AC	(6-0)
St. Paul's (Covington)	(0-1)
St. Stanislaus	(1-2)
Stanocolas	(1-1)
YMCA (B.R.)	(1-0)
YMCA (Houston)	(3-0)
YMCA (Mobile)	(1-1)
YMCA (N.O.)	(4-4)
YMGC	(1-0)
YMGC (N.O.)	(5-0)
YMHA (N.O.)	(1-0)

Regular Season Tournaments

2019 – Jersey Mike's Jamaica Classic Kingston, Jamaica (1-1)

Nov. 22 – Utah State 80, LSU 78
Nov. 24 – LSU 96, Rhode Island 83

2018 – AdvoCare Invitational Orlando, Florida (1-2)

Nov. 22 – LSU 67, Charleston 55
Nov. 23 – Florida State 79, LSU 76 (ot)
Nov. 25 – Oklahoma State 90, LSU 77

2017 – Maui Invitational Maui, Hawaii (1-2)

Nov. 20 – LSU 77, Michigan 75
Nov. 21 – Notre Dame 92, LSU 53
Nov. 25 – Marquette 94, LSU 84

2016 – Battle 4 Atlantis Paradise Island, Bahamas (1-2)

Nov. 23 – Wichita State 82, LSU 47
Nov. 24 – LSU, 66, Ole Dominion 60
Nov. 25 – VCU 85, LSU 74

2015 – Legends Classic Brooklyn, New York (0-2)

Nov. 23 – Marquette 81, LSU 80
Nov. 24 – NC State 83, LSU 72 (OT)

2014 – Paradise Jam U.S. Virgin Islands (1-2)

Nov. 21 – Old Dominion 70, LSU 61
Nov. 22 – LSU 72, Weber State 58
Nov. 24 – Clemson 64, LSU 61

2013 – Old Spice Classic Orlando, Fla (2-1)

Nov. 28 – LSU 82, Saint Joseph's 65
Nov. 29 – Memphis 76, LSU 69
Dec. 1 – LSU 70, Butler 68 (ot)

2011 – Charleston Classic Charleston, S.C. (2-1)

Nov. 17 – Northwestern 88, LSU 82
Nov. 18 – LSU 76, Western Kentucky 57
Nov. 20 – LSU 59, Georgia Tech 50

2009 – Pre-Season NIT Baton Rouge, New York City (2-2)

Nov. 16 – LSU 56, Indiana State 45
Nov. 17 – LSU 71, Western Kentucky 60
Nov. 25 – Connecticut 81, LSU 55
Nov. 27 – Arizona State 71, LSU 52

2008 – LSU Invitational Baton Rouge (4-0)

Nov. 20 – LSU 77, Alcorn State 45
Nov. 23 – LSU 91, Northwestern State 60
Nov. 28 – LSU 64, Centenary 58
Nov. 30 – LSU 92, Troy 57

2007 – EA Sports Maui Classic Lahaina, Maui, Hawaii (1-2)

Nov. 19 – Oklahoma State 83, LSU 77
Nov. 20 – LSU 82, Chaminade 78
Nov. 21 – Arizona State 87, LSU 84 (ot)

2006 – Hispanic College Funds Classic Baton Rouge, La. (3-0)

Dec. 27 – LSU 71, Wright State 45
Dec. 28 – LSU 92, Miss. Valley State 58
Dec. 29 – LSU 60, Samford 45

2005 – Las Vegas Holiday Classic Las Vegas (1-1)

Dec. 22 – LSU 75, UA-Monticello 48
Dec. 23 – Cincinnati 75, LSU 72

2004 – LSU Louisiana Classic Baton Rouge (2-0)

Nov. 19 – LSU 83, Tulane 58
Nov. 21 – LSU 83, Louisiana-Lafayette 69

2002 – Hispanic College Funds Classic Baton Rouge (2-0)

Nov. 22 – LSU 68, Nicholls State 24
Nov. 24 – LSU 71, South Alabama 62

2001 – Hilo Thanksgiving Classic Hilo, Hawaii (2-1)

Nov. 23 – Weber State 75, LSU 74 (ot)
Nov. 24 – LSU 64, Hawaii-Hilo 62
Nov. 25 – LSU 84, Mercer 54

1999 – Hawaii Pacific Classic Honolulu, Hawaii (3-0)

Nov. 26 – LSU 87, Oakland 80
Nov. 27 – LSU 103, Wyoming 86
Nov. 28 – LSU 95, Fresno State 85

1996 – Maui Classic Lahaina, Maui, Hawaii (1-2)

Nov. 25 – Kansas 82, LSU 53
Nov. 26 – LSU 70, Iowa 60
Nov. 27 – South Carolina 74, LSU 68

1995 – Hawaii Tipoff Classic Honolulu, Hawaii (0-2)

Nov. 24 – Saint Louis 79, LSU 70
Nov. 26 – Dayton 86, LSU 73

1992 – Maui Invitational Lahaina, Maui, Hawaii (1-2)

Dec. 21 – LSU 72, Stanford 63
Dec. 22 – Duke 96, LSU 76
Dec. 23 – Memphis 70, LSU 68

1989 – Preseason NIT Baton Rouge (1-1)

Nov. 15 – LSU 91, Southern Miss 80
Nov. 17 – Kansas 89, LSU 83

1988 – Chaminade Classic Honolulu, Hawaii (3-0)

Dec. 28 – LSU 101, Morehead State 88
Dec. 29 – LSU 94, Chaminade 79
Dec. 30 – LSU 90, Nebraska 87

1987 – UNLV/Bud Light Classic Las Vegas, Nev. (0-2)

Dec. 28 – Northern Iowa 90, LSU 80
Dec. 29 – UNLV 78, LSU 59

1987 – LSU Invitational Baton Rouge (2-0)

Dec. 4 – LSU 86, Nicholls State 62
Dec. 5 – LSU 98, Southern 77

1986 – LSU Invitational Baton Rouge (1-1)

Dec. 19 – LSU 77, Hardin-Simmons 71
Dec. 20 – New Orleans 82, UNO 71

1986 – BYU-Hawaii Tournament Honolulu, Hawaii (3-0)

Dec. 29 – LSU 93, West Virginia State 76
Dec. 30 – LSU 117, Illinois-Chicago 84
Dec. 31 – LSU 85, BYU-Hawaii 70

1985 – LSU Invitational Baton Rouge (2-0)

Dec. 20 – LSU 82, Southeastern La. 61
Dec. 21 – LSU 91, Southern 83

1985 – Hawaii BYU Tourney Honolulu, Hawaii (4-0)

Nov. 30 – LSU 89, BYU-Hawaii 71
Dec. 1 – LSU 101, Hawaii Pacific 89
Dec. 2 – LSU 77, Hawaii-Loa 68
Dec. 3 – LSU 70, Hawaii-Hilo 61

1982 – Hawaii Tipoff Tournament Honolulu, Hawaii (2-1)

Nov. 26 – LSU 75, Chaminade 62
Nov. 27 – LSU 98, Hawaii Pacific 76
Nov. 28 – Hawaii 68, LSU 66

1981 – Sugar Bowl Classic New Orleans (1-1)

Dec. 28 – LSU 70, Wake Forest 64
Dec. 29 – Houston 73, LSU 69

1980 – Great Alaskan Shootout Anchorage, Alaska (2-1)

Nov. 28 – LSU 79, Colgate 61
Nov. 29 – Arkansas 86, LSU 76
Nov. 30 – LSU 76, Georgetown 67

1975 – Louisiana Classic Baton Rouge (2-0)

Nov. 28 – LSU 109, CCNY 73
Nov. 29 – LSU 85, California 68

1974 – Carolina Classic Columbia, S.C. (1-1)

Dec. 20 – LSU 105, Duke 95
Dec. 21 – South Carolina 77, LSU 64

1972 – Big Blue Classic Logan, Utah (1-1)

Dec. 29 – Utah State 104, LSU 83
Dec. 30 – LSU 82, Weber State 80

1971 – Astro-Bluebonnet Classic Houston, Texas (0-2)

Dec. 27 – Houston 100, LSU 66
Dec. 28 – Texas A&M 73, LSU 68

1970 – All-College Tournament Oklahoma City, Okla. (2-1)

Dec. 26 – LSU 91, DePaul 72
Dec. 28 – LSU 89, Montana State 77
Dec. 30 – Utah State 97, LSU 81

1969 – Rainbow Classic Honolulu, Hawaii (2-1)

Dec. 27 – LSU 88, SUB PAC 80
Dec. 29 – LSU 80, St. John's 70
Dec. 30 – Yale 97, LSU 94

1968 – All-College Tournament Oklahoma City, Okla. (3-0)

Dec. 26 – LSU 84, Wyoming 78
Dec. 28 – LSU 101, Oklahoma City 85
Dec. 30 – LSU 94, Duquesne 91

1967 – Milwaukee Classic Milwaukee, Wisc. (0-2)

Dec. 15 – Wisconsin 96, LSU 94
Dec. 16 – Florida State 130, LSU 100

1966 – Poinsettia Classic Greenville, S. C. (0-2)

Dec. 29 – Clemson 92, LSU 82
Dec. 30 – Rice 88, LSU 69

1965 – Los Angeles Classic Los Angeles, Calif. (0-3)

Dec. 27 – UCLA 95, LSU 89
Dec. 29 – St. John's 102, LSU 62
Dec. 30 – Northwestern 92, LSU 86

1964 – All-College Tournament Oklahoma City, Okla. (1-2)

Dec. 28 – Xavier (Ohio) 93, LSU 87
Dec. 29 – LSU 79, Rice 63
Dec. 30 – Creighton 93, LSU 79

1964 – Evansville Tournament Evansville, Ind. (1-1)

Dec. 18 – LSU 88, Denver 82
Dec. 19 – Evansville 93, LSU 73

1963 – Far West Classic Portland, Ore. (1-2)

Dec. 26 – Oregon State 87, LSU 57
Dec. 28 – LSU 92, Iowa 81
Dec. 30 – Seattle 92, LSU 84

1963 – VPI Tournament Blacksburg, Va. (0-2)

Dec. 20 – Va. Tech 72, LSU 64
Dec. 21 – Maryland 75, LSU 65

1962 – Hurricane Classic Miami, Fla. (1-1)

Dec. 27 – Pittsburgh 96, LSU 73
Dec. 28 – LSU 55, Cornell 48

1961 – Sugar Bowl Classic New Orleans, La. (1-1)

Dec. 29 – LSU 84, Louisville 70
Dec. 30 – Miss. State 73, LSU 51

1961 – Birmingham Classic Birmingham, Ala. (1-1)

Dec. 15 – Auburn 67, LSU 50
Dec. 16 – LSU 72, Alabama 63

Regular Season Tournaments

1960 – Poinsettia Classic

Greenville, S.C. (0-2)

Dec. – Furman 56, LSU 55 (3ot)

Dec. – BYU 67, LSU 57

1959 – Gator Bowl Tournament

Jacksonville, Fla. (0-2)

Dec. 29 – Georgia 79, LSU 67

Dec. 30 – Jacksonville 72, LSU 63

1958 – Gator Bowl Tournament

Jacksonville, Fla. (2-0)

Dec. 29 – LSU 63, Georgia 60

Dec. 30 – LSU 69, Ole Miss 55

1957 – Carousel Invitational

Charlotte, N. C. (1-2)

Dec. 19 – LSU 80, Lafayette 72

Dec. 20 – Alabama 60, LSU 50

Dec. 21 – Tennessee 63, LSU 62

1956 – Louisiana Invitational

Shreveport, La. (1-2)

Dec. 27 – LSU 88, VMI 67

Dec. 28 – Centenary 83, LSU 75

Dec. 29 – Northwestern State 103, LSU 75

1955 – Gator Bowl Tournament

Jacksonville, Fla. (1-1)

Dec. 28 – Clemson 100, LSU 95

Dec. 29 – LSU 91, Georgia 86

1953 – Sugar Bowl Classic

New Orleans, La. (1-1)

Dec. 28 – LSU 65, Fordham 49

Dec. 29 – Holy Cross 66, LSU 56

1952 – Sugar Bowl Classic

New Orleans, La. (2-0)

Dec. 29 – LSU 100, Villanova 94

Dec. 30 – LSU 70, Saint Louis 67

1950 – San Antonio Invitational

San Antonio, Texas (1-1)

Dec. 22 – Texas 68, LSU 55

Dec. 23 – LSU 64, Alabama 58

1947 – Fort Worth Collegiate

Fort Worth, Texas (2-1)

Dec. 29 – Texas A&M 45, LSU 44

Dec. 30 – LSU 62, Hardin-Simmons 46

Dec. 31 – LSU 52, TCU 46

RECORD FROM IN-SEASON TOURNAMENT LOCATIONS

All-College Tournament – Oklahoma City	6-3
Battle 4 Atlantis – Paradise Island, Bahamas	1-2
Big Blue Classic – Logan, Utah	1-1
Birmingham Classic – Birmingham, Ala.	1-1
Bluebonnet Classic – Houston, Texas	0-2
BYU-Hawaii events – Honolulu, Hawaii	7-0
Carolina Classic – Columbia, S.C.	1-1
Carousel Invitational – Charlotte, N.C.	1-2
Chaminade Classic – Honolulu, Hawaii	3-0
Charleston Classic – Charleston, S.C.	2-1
Evansville Tournament – Evansville, Ind.	1-1
Far West Classic – Portland, Ore.	1-2
Fort Worth Collegiate – Fort Worth, Texas	2-1
Gator Bowl Invitational – Jacksonville, Fla.	3-3
Great Alaskan Shootout – Fairbanks, Alaska	2-1
Hawaii Pacific Classic – Honolulu, Hawaii	3-0
University of Hawaii events – Honolulu Hawaii	4-4
Hilo Thanksgiving Classic – Hilo, Hawaii	2-1
Hispanic College Funds Classic – Baton Rouge	5-0
Hurricane Classic – Miami	1-1
Jersey Mike's Jersey Classic	1-1
Las Vegas Classic – Las Vegas, Nev.	1-4
Legends Classic - Brooklyn, N. Y.	0-2
Los Angeles Classic – Los Angeles	0-3
Louisiana Invitational – Shreveport	1-2
LSU Invitational/Classic – Baton Rouge	13-1
Maui Classic – Lahaina, Maui	4-8
Milwaukee Classic – Milwaukee	0-2
Old Spice/Advocare Classic – Orlando, Fla.	3-3
Paradise Jam – U.S. Virgin Islands	1-2
Poinsettia Classic – Greenville, S.C.	0-4
Pre-Season NIT – Baton Rouge/NYC	3-4
San Antonio Invitational – San Antonio, Texas	1-1
Sugar Bowl Classic – New Orleans	5-3
VPI Tournament – Blacksburg, Va.	0-2

LSU In the Postseason

23 NCAA Tournament Appearances

**1953 1954 1979 1980 1981 1984 1985
1986 1987 1988 1989 1990 1991 1992
1993 2000 2003 2005 2006 2009 2015
2019 2021**

1953 NCAA Tournament

Coach Harry Rabenhorst • LSU #7

East Regional - Raleigh, N. C.

March 13 - LSU 89, Lebanon Valley 76 (Regional Semifinals)
March 14 - LSU 81, Holy Cross 73 (Regional Finals)

Final Four - Kansas City, Mo.

March 17 - #1 Indiana 80, LSU 67 (National Semifinals)
March 18 - #4 Washington 88, LSU 69 (National 3rd Place Game)

1954 NCAA Tournament

Coach Harry Rabenhorst • LSU #8

East Regional - Iowa City, Iowa

March 12 - Penn State 78, LSU 70 (Regional Semifinals)
March 13 - #2 Indiana 73, LSU 62 (Regional Third Place Game)

1979 NCAA Tournament

Coach Dale Brown • LSU #9/#7

Midwest Regional - Bloomington, Ind.

March 10 - LSU 71, Appalachian State 57 (Second Round)

Midwest Regional - Indianapolis, Ind.

March 16 - #3 Michigan State 87, LSU 71 (Regional Semifinals)

1980 NCAA Tournament

Coach Dale Brown • LSU #3

Midwest Regional - Denton, Texas

March 9 - LSU 98, Alcorn State 88 (Second Round)

Midwest Regional - Houston, Texas

March 14 - LSU 68, #16 Missouri 63 (Regional Semifinals)
March 16 - Louisville 86, #3 LSU 66 (Regional Finals)

1981 NCAA Tournament

Coach Dale Brown • LSU #4

Midwest Regional - Austin, Texas

March 14 - LSU 100, Lamar 78 (Second Round)

Midwest Regional - New Orleans, La.

March 20 - LSU 72, #20 Arkansas 56 (Regional Semifinals)
March 22 - LSU 96, Wichita State 85 (Regional Finals)

NCAA Final Four - Philadelphia, Pa.

March 28 - #9 Indiana 67, LSU 49 (National Semifinals)
March 30 - #5 Virginia 78, LSU 74 (National Third Place Game)

1984 NCAA Tournament

Coach Dale Brown • LSU NR

West Regional - Salt Lake City, Utah

March 15 - Dayton 74, LSU 66 (First Round)

1985 NCAA Tournament

Coach Dale Brown • LSU #20

Southeast Regional - Dayton, Ohio

March 15 - Navy 78, LSU 55 (First Round)

1986 NCAA Tournament

Coach Dale Brown • LSU NR

Southeast Regional - Baton Rouge, La.

March 13 - LSU 94, Purdue 87 (2 ot) (First Round)
March 15 - LSU 83, #12 Memphis State 81 (Second Round)

Southeast Regional - Atlanta, Ga.

March 20 - LSU 70, #6 Georgia Tech 64 (Regional Semifinals)
March 22 - LSU 59, #3 Kentucky 57 (Regional Finals)

NCAA Final Four - Dallas, Texas

March 29 - #7 Louisville 88, LSU 77 (National Semifinals)

1987 NCAA Tournament

Coach Dale Brown • LSU NR

Midwest Regional - Chicago, Ill.

March 13 - LSU 85, Georgia Tech 79 (First Round)
March 15 - LSU 72, #8 Temple 62 (Second Round)

Midwest Regional - Cincinnati, Ohio

March 20 - LSU 63, #5 DePaul 58 (Regional Semifinals)
March 22 - #3 Indiana 77, LSU 76 (Regional Finals)

1988 NCAA Tournament

Coach Dale Brown • LSU NR

East Regional - Hartford, Conn.

March 18 - Georgetown 66, LSU 63 (First Round)

1989 NCAA Tournament

Coach Dale Brown • LSU NR

West Regional - Tucson, Ariz.

March 17 - Texas-El Paso 85, LSU 74 (First Round)

1990 NCAA Tournament

Coach Dale Brown • LSU #19

Southeast Regional - Knoxville, Tenn.

March 15 - LSU 70, Villanova 63 (First Round)
March 17 - Georgia Tech 94, LSU 91 (Second Round)

1991 NCAA Tournament

Coach Dale Brown • LSU #22

Midwest Regional - Minneapolis, Minn.

March 14 - Connecticut 79, LSU 62 (First Round)

1992 NCAA Tournament

Coach Dale Brown • LSU #25

West Regional - Boise, Idaho

March 19 - LSU 94, Brigham Young 83 (First Round)
March 21 - #5 Indiana 89, LSU 79 (Second Round)

1993 NCAA Tournament

Coach Dale Brown • LSU NR

Midwest Regional - Chicago, Ill.

March 18 - California 66, LSU 64 (First Round)

2000 NCAA Tournament

Coach John Brady • LSU #10

West Regional - Salt Lake City

March 16 - LSU 64, SE Missouri St. 61
March 18 - LSU 72, #15 Texas 67

LSU In the Postseason

West Regional - Albuquerque, N.M.

March 23 - Wisconsin 61, LSU 48

2003 NCAA Tournament

Coach John Brady • LSU NR

First Round - Birmingham, Ala.

March 21 - Purdue 80, LSU 56

2005 NCAA Tournament

Coach John Brady • LSU NR

First Round - Boise, Idaho

March 17 - UAB 82, LSU 68

2006 NCAA Tournament

Coach John Brady • LSU #19

First and Second Round - Jacksonville, Fla.

March 16 - LSU 80, Iona 64

March 18 - LSU 58, Texas A&M 57

Regional Round - Atlanta, Ga.

March 23 - LSU 62, #1 Duke 54

March 25 - LSU 70, #9 Texas 60 (ot)

NCAA Final Four - Indianapolis, Ind.

April 1 - #17 UCLA 59, LSU 45

2009 NCAA Tournament

Coach Trent Johnson • LSU #21

First and Second Round -- Greensboro, N. C.

March 19 - LSU 75, Butler 71

March 21 - North Carolina 84, LSU 70

2015 NCAA Tournament

Coach Johnny Jones • LSU NR

Second Round -- Pittsburgh, Pa.

March 19 - NC State 66, LSU 65

2019 NCAA Tournament

Coach Will Wade/Interim Coach Tony Benford • LSU #12

First Round -- Jacksonville, Florida

March 21 - LSU 79, Yale 74

March 23 -- LSU 69, Maryland 67

Regional Round -- Washington, D. C.

March 29 -- Michigan State 80, LSU 63

2021 NCAA Tournament

Coach Will Wade • LSU NR

First Round -- Bloomington, Indiana

March 20 - LSU 76, St. Bonaventure 61

Second Round -- Indianapolis, Indiana

March 22 -- Michigan 78, LSU 66

8 NIT Appearances

1970 1982 1983 2002 2004 2012 2014 2018

1970

National Invitation Tournament

Coach Press Maravich • LSU NR

Madison Square Garden – New York, New York

March 15 - LSU 83, Georgetown 82 (First Round)

March 17 - LSU 97, Oklahoma 94

(Quarterfinals)

March 19 - #8 Marquette 101, LSU 79

(Semifinals)

March 21 - Army 75, LSU 68 (Third Place Game)

1982

National Invitation Tournament

Coach Dale Brown • LSU NR

First Round – Baton Rouge, La.

March 12 -- Tulane 83, LSU 72

1983

National Invitation Tournament

Coach Dale Brown • LSU NR

First Round – Baton Rouge, La.

March 16 – New Orleans 99, LSU 94 (ot)

2002

National Invitation Tournament

Coach John Brady • LSU NR

First Round – Iowa City, Iowa

March 13 – LSU 63, Iowa 61

Second Round – Baton Rouge, La.

March 19 – Ball State 75, LSU 65

2004

National Invitation Tournament

Coach John Brady • LSU NR

First Round – Norman, Okla.

March 17 – Oklahoma 70, LSU 61

2012

National Invitation Tournament

Coach Trent Johnson • LSU NR

First Round – Eugene, Ore.

March 18 – Oregon 96, LSU 76

2014

National Invitation Tournament

Coach Johnny Jones • LSU NR

First Round – San Francisco, Calif.

March 19 – LSU 71, San Francisco 63

Second Round – Dallas, Texas

March 24 – SMU 80, LSU 67

LSU In the Postseason

1953 NCAA Final Four Tigers

1953 — 22-3, SEC CHAMPIONS

Coach Harry Rabenhorst
Assistant Coach Don Chaney
Manager Fred Poerschke
Don Belcher
P. Brayman
Kenny Bridges

Ned Clark
Bob Freshley
Leslie Jones
Bill Lee
Don Loughmiller
Norman Magee

Darrell McArdle
James McNeilly
Bob Pettit
Charley Roberts
Darrell Schultz

1981 NCAA Final Four Tigers

31-5 SEC CHAMPIONS

Coach Dale Brown
Associate Coach Ron Abernathy
Assistant Coach Rick Huckabay
Assistant Coach Jordy Hultberg
Trainer Dr. Martin Broussard
Manager Stan Harris
Mark Alcorn

J. Brian Bergeron
Tyrone Black
Howard Carter
Andy Campbell
Greg Cook
Joe Costello
Matt England

Johnny Jones
Brian Kistler
Durand Macklin
Ethan Martin
Leonard Mitchell
Willie Sims
John Tudor

1986 NCAA Final Four Tigers

26-12

Coach Dale Brown
Associate Coach Ron Abernathy
Assistant Coach Bo Bahnsen
Assistant Coach Johnny Jones
Ricky Blanton
Oliver Brown

Neboisha Bukumirovich
Ocie Conley
Zoran Jovanovich
Don Redden
Derrick Taylor
Jose Vargas

John Williams
Anthony Wilson
Edwin Wilson
Bernard Woodside

2006 NCAA Final Four Tigers

27-9 SEC CHAMPIONS

Coach John Brady
Associate Head Coach Butch Pierre
Assistant Coach Nikita Johnson
Assistant Coach John Treloar
Administrative Assist. Scott Soprych
Trainer Shawn Eddy
Strength Coach Jeff Dillman

Manager Chris Heine
Manager Jason Reed
Manager Louis Ruffino
Glen Davis
Alex Farrer
David Fleshman
Chris Johnson
Darnell Lazare

Dameon Mason
Tack Minor
Darrel Mitchell
Tasmin Mitchell
Magnum Rolle
Garrett Temple
Tyus Thomas
Ben Voogd

LSU Players Who Have Participated in Three or More NCAA Tournaments

FOUR

Ricky Blanton	1985-86-88-89
Oliver Brown	1984-85-86-87
Neboisha Bukumirovich	1985-86-87-88
Geert Hammink	1989-91-92-93
Vernel Singleton	1989-90-91-92
Jose Vargas	1985-86-87-88
Anthony Wilson	1984-85-86-87
Bernard Woodside	1985-86-87-88

THREE

Harold Boudreaux	1990-91-92
Brian Bergeron	1979-80-81
Andy Campbell	1979-80-81
Greg Cook	1979-80-81
Mike Hansen	1991-92-93
Rich Krajewski	1989-90-91
Ethan Martin	1979-80-81
Darrel Mitchell	2003-05-06
Shaquille O'Neal	1990-91-92
Wayne Sims	1989-90-91
Willie Sims	1979-80-81
Derrick Taylor	1984-85-86
Maurice Williamson	1990-92-93
Nikita Wilson	1984-85-87

LSU In the Postseason

SEC Final Four Appearances

	APPEARANCES	COACHES
Kentucky	17	Adolph Rupp (6), John Calipari (4), Joe Hall (3), Rick Pitino (3), Tubby Smith (1), Lon Kruger (1), Billy Donovan (4)
Florida	5	Lon Kruger (1), Billy Donovan (4)
LSU	4	Dale Brown (2), Harry Rabenhorst (1), John Brady (1)
Arkansas	2	Nolan Richardson (2)
Auburn	1	Bruce Pearl (1)
Georgia	1	Hugh Durham (1)
Miss. State	1	Richard Williams (1)

SEC in NCAA

	SWEET 16	ELITE 8	FF	NCAA TITLES
Alabama	8	1	0	0
Arkansas	15	9	6	1
Auburn	5	2	1	0
Florida	9	8	5	2
Georgia	2	1	1	0
Kentucky	46	35	17	8
LSU	10	6	4	0
Ole Miss	1	0	0	0
Miss. State	3	1	1	0
South Carolina	3	0	0	0
Tennessee	8	1	0	0
Texas A&M	2	0	0	0
Vanderbilt	6	1	0	0

LSU vs. All NCAA/NIT Opponents LSU Record at

TEAM	W-L	LAST PLAYED	TEAM	W-L	LAST PLAYED
UAB	0-1	2005	Michigan St.	0-2	2019
Alcorn State	1-0	1980	Missouri	1-0	1980
Appalachian St.	1-0	1979	Navy	0-1	1985
Arkansas	1-0	1981	NC State	0-1	2015
Army	0-1	1970	New Orleans	0-1	1983
Ball State	0-1	2002	North Carolina	0-1	2009
Batpn Rouge	1-0	2018	Oklahoma	1-1	2004
BYU	1-0	1992	Penn State	0-1	1954
Butler	1-0	2009	Purdue	1-1	2003
California	0-1	1993	St. Bonaventure	1-0	2021
Connecticut	0-1	1991	San Francisco	0-1	2014
Dayton	0-1	1984	SE Mo. State	1-0	2000
DePaul	1-0	1987	SMU	0-1	2014
Duke	1-0	2006	Temple	1-0	1987
Georgetown	1-0	1970	Texas	2-0	2006
Georgia Tech	2-1	1990	Texas A&M	1-0	2006
Holy Cross	1-0	1953	Tulane	0-1	1982
Indiana	0-5	1992	UCLA	0-1	2006
Iona	1-0	2006	UL-Lafayette	1-0	2018
Iowa	1-0	2002	UTEP	0-1	1989
Kentucky	1-0	1986	Utah	0-1	2018
Lamar	1-0	1981	Villanova	1-0	1990
Lebanon Valley	1-0	1953	Virginia	0-1	1981
Louisville	0-2	1986	Washington	0-1	1953
Marquette	0-1	1970	Wichita State	1-0	1981
Maryland	1-0	2019	Wisconsin	0-1	2000
Memphis	1-1	1986	Yale	1-0	2019
Michigan	0-1	2021			

NCAA/NIT Sites

CITY	RECORD	LAST PLAYED	CITY	RECORD	LAST PLAYED
Albuquerque, N. M.	0-1	2000	Indianapolis, Ind.	0-3	2021
Atlanta, Ga.	4-0	2006	Iowa City, Iowa	1-2	2002
Austin, Texas	1-0	1981	Jacksonville, Fla.	4-0	2019
Baton Rouge, La.	3-3	2018	Kansas City, Mo.	0-2	1953
Birmingham, Ala.	0-1	2003	Knoxville, Tenn.	1-1	1990
Bloomington, Ind.	2-0	2021	Minneapolis, Minn.	0-1	1991
Boise, Id.	1-2	2005	New Orleans, La.	2-0	1981
Chicago, Ill.	2-1	1993	New York, N.Y.	2-2	1970
Cincinnati, Ohio	1-1	1987	Norman, Okla.	0-1	2004
Dallas, Texas	0-2	2014	Philadelphia, Pa.	0-2	1981
Dayton, Ohio	0-1	1985	Pittsburgh, Pa.	0-1	2015
Denton, Texas	1-0	1980	Raleigh, N.C.	2-0	1953
Eugene, Ore.	0-1	2012	San Francisco	1-0	2014
Greensboro, N. C.	1-1	2009	Salt Lake City	2-2	2018
Hartford, Conn.	0-1	1988	Tucson, Ariz.	0-1	1989
Houston, Texas	1-1	1980	Washington, D.C.	0-1	2019

SEC IN POSTSEASON TOURNAMENTS

NCAA Tournament

SCHOOL	APP.	W - L	PCT.
Kentucky	59	131-53	.712
Arkansas	33	45-33	.577
Missouri	28	22-28	.440
Florida	23	47-21	.691
LSU	23	28-26	.518
Tennessee	23	22-24	.478
Alabama	22	23-21	.523
Vanderbilt	15	10-16	.385
Texas A&M	14	13-15	.464
Georgia	12	7-12	.368
Miss. State	11	11-11	.500
Auburn	10	17-10	.630
South Carolina	9	8-10	.444
Ole Miss	9	5-9	.357

National Invitation Tournament

SCHOOL	APP.	W - L	PCT.
Alabama	16	24-19	.575
Ole Miss	13	15-13	.536
Tennessee	13	13-13	.500
Vanderbilt	12	20-11	.642
South Carolina	11	22-9	.687
Miss. State	10	13-10	.565
Florida	10	13-12	.520
Kentucky	9	17-9	.650
LSU	8	5-9	.357
Missouri	8	2-8	.200
Texas A&M	7	7-7	.500
Auburn	6	4-6	.400
Arkansas	4	6-5	.571

LSU Coaches Post-Season Appearances

	TOTAL	NCAA	NIT
Dale Brown	15	13	2
John Brady	6	4	2
Will Wade	2	1	1
Johnny Jones	2	1	1
Harry Rabenhorst	2	2	0
Trent Johnson	2	1	1
Tony Benford**	1	1	
Press Maravich	1	0	1

**Interim coach for appearance in 2019 NCAA Tournament

Record vs. Conferences

Southeastern Conference

Record vs. SEC: 750-762

Alabama	74-112
Arkansas	34-38
Auburn	89-70
Florida	66-49
Georgia	68-47
Kentucky	27-90
Ole Miss	126-88
Mississippi State	113-102
Missouri	9-2
South Carolina	18-18
Tennessee	49-65
Texas A&M	26-18
Vanderbilt	56-62

America Athletic Conference

LSU Record vs. AAU: 143-112

Cincinnati	0-1
Connecticut	1-3
Houston	8-12
Memphis	4-4
SMU	2-3
Temple	2-0
Tulane	124-84
Tulsa	1-1
Wichita State	1-5

America East Conference

LSU Record vs. AE: 3-0

Maine	1-0
UMBC	2-0

Atlantic 10 Conference

LSU Record vs. Atlantic 10: 8-11

Dayton	0-2
Duquesne	1-0
Fordham	1-0
George Mason	1-0
Massachusetts	1-1
Rhode Island	1-1
Saint Bonaventure	1-0
Saint Joseph's (Pa.)	1-1
Saint Louis	1-4
VCU	0-2

Atlantic Coast Conference

LSU Record vs. ACC: 37-58

Clemson	3-3
Duke	2-5
Florida State	3-3
Georgia Tech	21-14
Louisville	1-8
Miami (Fla.)	1-3
North Carolina	2-10
NC State	0-2
Notre Dame	1-1
Pittsburgh	2-2
Syracuse	0-1
Virginia	0-3
Virginia Tech	0-1
Wake Forest	1-2

Atlantic Sun Conference

LSU Record vs. AS: 5-1

Kennesaw State	1-0
Jacksonville	0-1
Liberty	1-0
North Florida	3-0

Big 12 Conference

LSU Record vs. Big 12: 39-32

Baylor	3-4
Kansas	1-3
Oklahoma	3-2
Oklahoma State	2-3
Texas	20-11
TCU	3-1
Texas Tech	3-5
West Virginia	4-3

Big East Conference

LSU Record vs. Big East: 15-17

Butler	2-0
Creighton	0-1
DePaul	3-3
Georgetown	4-2
Marquette	1-4
St. John's	1-2
Seton Hall	1-0
Villanova	2-2
Xavier	1-3

Big Sky Conference

LSU Record vs. Big Sky: 9-0

Montana State	4-0
Northern Arizona	2-0
Weber State	3-0

Big South Conference

LSU Record vs. Big South: 5-3

Campbell	2-0
Coastal Carolina	0-2
Gardner-Webb	2-0
Radford	0-1
Winthrop	1-0

Big Ten Conference

LSU Record vs. Big 10: 11-25

Illinois	0-2
Indiana	0-5
Iowa	2-1
Maryland	3-2
Michigan	1-3
Michigan State	0-2
Nebraska	1-0
Northwestern	1-3
Ohio State	1-1
Penn State	0-1
Purdue	1-1
Rutgers	1-0
Wisconsin	0-4

Big West Conference

LSU Record vs. Big West: 5-2

Cal State Fullerton	1-0
UC-Irvine	2-0
UC Santa Barbara	1-0
Hawaii	0-1
Pacific	1-1

Colonial Athletic Association

LSU Record vs. Colonial: 10-1

Charleston	3-1
Delaware	1-0
UNCW	5-0
Towson	1-0

Conference USA

LSU Record vs. C-USA: 47-31

Louisiana Tech	12-1
Middle Tennessee	1-0
North Texas	1-1
Old Dominion	1-1
Rice	17-25
Southern Miss	7-1
UAB	3-1
UTEP	2-1
Western Kentucky	3-0

Horizon League

LSU Record vs. Horizon: 4-0

Cleveland State	1-0
Illinois-Chicago	1-0
Oakland	1-0
Wright State	1-0

Ivy Group

LSU Record vs. Ivy: 4-1

Cornell	3-0
Yale	1-1

Metro Atlantic Conference

LSU Record vs. Metro Atl.: 8-3

Canisius	0-2
Iona	3-1
Marist	2-0
Niagara	1-0
St. Peter's	2-0

Mid-American Conference

LSU Record vs. Mid-America: 2-1

Ball State	0-1
Bowling Green	1-0
Central Michigan	1-0
SIUE	1-0

Mid-Eastern Athletic Conference

LSU Record vs. MEAC: 6-2

Coppin State	0-1
Delaware State	1-0
Howard	1-0
Norfolk State	1-0
North Carolina A&T	1-1
North Carolina Central	1-0
Savannah State	1-0

Missouri Valley Conference

LSU Record vs. MVC: 4-3

Drake	1-0
Evansville	0-1
Loyola (Ill.)	2-0
Missouri State	1-0
Northern Iowa	0-2

Mountain West Conference

LSU Record vs. MW: 10-10

Boise State	1-1
Fresno State	1-2
Nevada	1-1
UNLV	3-3
Utah State	1-3
Wyoming	3-0

Northeast Conference

LSU Record vs. Northeast: 5-1

Central Connecticut State	1-0
Farleigh Dickinson	1-0
Long Island	0-1
Robert Morris	1-0
St. Francis (N.Y.)	1-0
St. Francis (Pa.)	1-0

Ohio Valley Conference

LSU Record vs. OVC: 9-0

Belmont	1-0
Morehead State	1-0
Southeast Missouri State	1-0
Tennessee-Martin	5-0
Tennessee State	1-0

Pacific 12 Conference

LSU Record vs. Pac-12: 18-32

Arizona	3-3
Arizona State	0-1
California	2-1
Oregon	0-1
Oregon State	5-1
Southern California	1-7
Stanford	2-2
UCLA	0-7
Utah	1-4
Washington	2-3
Washington State	2-2

Patriot League

LSU Record vs. Patriot: 9-3

American	1-0
Army	1-1
Boston University	2-0
Colgate	2-0
Holy Cross	1-1
Lafayette	2-0

Navy 0-1

Southern Conference

LSU Record vs. Southern: 12-3

Chattanooga	1-0
ETSU	0-1
Furman	1-1
Mercer	3-0
Samford	4-1
UNCG	1-0
VMI	1-0
Wofford	1-0

Southland Conference

LSU Record vs. Southland: 90-12

Houston Baptist	1-0
Incarnate Word	1-0
McNeese State	24-0
New Orleans	12-4
Nicholls State	19-1
Northwestern State	19-6
Southeastern Louisiana	13-1
Texas A&M Corpus Christi	1-0

Southwestern Athletic Conference

LSU Record vs. SWAC: 25-1

Alcorn State	3-0
Grambling State	4-0
Jackson State	3-1
Mississippi Valley State	2-0
Prairie View	3-0
Southern	8-0
Texas Southern	2-0

Summit League

LSU Record vs. Summit: 5-2

Oral Roberts	5-2
--------------	-----

Sun Belt Conference

LSU Record vs. Sun Belt: 54-13

Appalachian State	1-0
Arkansas State	2-1
Georgia State	1-0
Louisiana-Lafayette	37-10
Louisiana-Monroe	6-0
South Alabama	3-1
Troy	4-1

West Coast Conference

LSU Record vs. WCC: 6-1

BYU	1-1
Loyola Marymount	2-0
Saint Mary's	1-0
Santa Clara	1-0
Pacific	1-1

Western Athletic Conference

LSU Record in WAC: 11-2

Lamar	3-1
Sam Houston State	4-0
San Francisco	1-0
Stephen F. Austin	0-1
Texas-Pan American	3-0

Team W-L Record By State

Here is LSU's record combined against teams and the number of schools played by state entering the 2020-21 season:

Alabama -- 8 schools -- 196-224 (.467)

Arizona -- 3 schools -- 5-5 (.500)

Arkansas -- 3 schools -- 38-39 (.493)

California -- 15 schools -- 18-20 (.474)

Colorado -- 1 school -- 1-0 (1.000)

Connecticut -- 3 schools -- 2-4 (.500)

Delaware -- 2 schools -- 2-0 (1.000)

District of Columbia -- 3 schools -- 6-2 (.750)

Florida -- 7 schools -- 75-57 (.568)

Georgia -- 6 schools -- 94-62 (.602)

Hawaii -- 6 schools -- 10-1 (.909)

Idaho -- 1 school -- 1-1 (.500)

Illinois -- 7 schools -- 9-8 (.529)

Indiana -- 6 schools -- 5-8 (.385)

Iowa -- 3 schools -- 3-3 (.500)

Kansas -- 2 schools -- 2-8 (.200)

Kentucky -- 5 schools -- 33-98 (.252)

Louisiana -- 16 schools -- 361-129 (.737)

Maine -- 1 school -- 1-0 (1.000)

Maryland -- 5 schools -- 6-4 (.600)

Massachusetts -- 2 schools -- 3-1 (.750)

Michigan -- 4 schools -- 3-5 (.375)

Mississippi -- 8 schools -- 267-193 (.580)

Missouri -- 5 schools -- 12-7 (.631)

Montana -- 1 schools -- 4-0 (1.000)

Nebraska -- 2 schools -- 1-1 (.500)

Nevada -- 2 schools -- 4-4 (.500)

New Jersey -- 4 schools -- 5-0 (1.000)

New York -- 12 schools -- 14-8 (.636)

North Carolina -- 12 schools -- 20-20 (.500)

Ohio -- 7 schools -- 5-7 (.417)

Oklahoma -- 5 schools -- 12-9 (.571)

Oregon -- 3 schools -- 6-4 (.600)

Pennsylvania -- 9 schools -- 14-7 (.667)

Rhode Island -- 1 school -- 1-1 (.500)

South Carolina -- 7 schools -- 27-25 (.519)

Tennessee -- 14 schools -- 140-146 (.489)

Texas -- 18 schools -- 93-66 (.585)

Utah -- 4 schools -- 5-9 (.357)

Virginia -- 10 schools -- 5-9 (.357)

Washington -- 3 schools -- 4-6 (.400)

West Virginia -- 2 schools -- 3-1 (.750)

Wisconsin -- 2 schools -- 1-8 (.111)

Wyoming -- 1 school -- 0-3 (.000)

LSU In The Polls

LSU in the Media Associated Press Poll

YEAR	PS	1	2	3	4	5	6	7	8	9	10	11	12	13	14	15	16	17	18	19	DATES
1952-53		10	8	17	11	14	14	11	10	8	6	6	5	7	5F						Dec. 16-March 24
1953-54		10	5	14	18		16	12	14	17	17	13	12	7	8	14F					Dec. 8-March 23
1969-70			15																		Dec. 9-March 10
1970-71					18																Dec. 8-March 16
1978-79	14	11	12	11	10	7	7	5	9	9	9	8	6	5	8	9	7F				Nov. 28-March 13
1979-80	7	6	6	7	5	4	6	14	11	10	7	6	5	5	3F						Dec. 4-March 4
1980-81	12	15	11	10	10	10	9	6	5	4	4	4	4	2	3	4F					Dec. 2-March 10
1981-82	17																				Dec. 1-March 9
1983-84	11	12	9	10	11	9	9	11	15	10	14	20	T17								Nov. 29-March 13
1984-85	14	16	13	19	19	18	14									19	20F				Nov. 27-March 12
1985-86	14	12	11	11	9	9	8	8	14	14	17										Nov. 26-March 11
1988-89													19		20						Nov. 22-March 14
1989-90	2	9	9	9	8	9	11	14	13	16	14	11	9	12	15	16	19F				Nov. 27-March 13
1990-91	14	20	18	12	10	15	14	20	20	16	14	19	20	19	18	16	22F				Nov. 27-March 12
1991-92	6	9	16	25								22	20			23	23	25F			Nov. 25-March 16
1993-94					25																Nov. 22-March 14
1999-00									21	24			22	25	16	15	12	10	10F		Nov. 16-March 14
2002-03								24	21		23										Nov. 19-March 18
2003-04															24						Nov. 25-March 16
2005-06					25								24		25	24	21	18	19F		Nov. 15-March 14
2006-07	5	7	6	10	9	12	12	17	14	13	16	21									Nov. 14-March 13
2008-09															23	18	12	20	21F		Nov. 10-March 16
2015-16	21	23	22																		Nov. 16-March 14
2018-19	23	22	10									25	19	21	19	13	13	10	9	12F	Nov. 12-March 18
2019-20	22	NP	23											22	18	25					Oct. 21-March 12

LSU in the Coaches Poll (UPI, USA TODAY)

YEAR	PS	1	2	3	4	5	6	7	8	9	10	11	12	13	14	15	16	17	18	19	20	DATES**
1952-53		15	13	13	20	10	11	11	12	10	10	8	7	6	5F							Dec. 9-Final
1953-54		7	5	12	13	12	12	10	12	11	12	9	8	9	8F							Dec. 15-March 9
1969-70			17																			Dec. 9-Final
1970-71				18																		Dec. 8-Final
1978-79	17	10	10	8	6	5	8	10	12	7	5	5	8	9F								Dec. 12-Final
1979-80	8	5	7	6	6	6	6	17	11	10	76	6	6	2F								Dec. 4-Final
1980-81	13	11	12	12	11	10	6	5	4	4	4	4	4	3	4F							Dec. 9-March 10
1981-82	18																					Dec. 8-March 9
1983-84		9	13	13	9	14	17	18	14	16												Dec. 6-March 13
1984-85		14	11	10	10	10	15	19						20	19	19F					Nov. 27-March 12	
1985-86	9	11	12	11	8	9	7	14	13	17												Dec. 3-March 11
1988-89												20										Nov. 29-March 14
1989-90	3	7	8	9	8	12	11	13	12	13	13	12	9	13	15							Nov. 27-March 6
1990-91	13	23	17	12	11	13	12	19	17	14	14	22	25	18	17	18	21F					Nov. 27-March 12
1991-92	6	12	13	23	25						23	20	19	24		23	23					Nov. 25-March 16
1993-94					25																	Nov. 22-Final
1999-00											25	24	21	17	18	3F						Nov. 23-Final
2002-03								25														Nov. 19-Final
2005-06				25									25	24	21	17	18	3F				Nov. 22-Final
2006-07	7	7	6	12	11	15	15	19	19	18	19	22										Nov. 14-Final
2008-09														24	18	11	16	20	19F			Nov. 17-Final
2015-16	19	19	17																			Nov. 16-Final
2018-19			21									19	22	21	15	14	10	9	12	15F		Nov. 19-Final
2019-20	24													24	18							Oct. 24-March 16

**Dates listed as final means coaches poll conducted an end of season poll after NCAA Tournament.

LSU In The Polls

Wins Against Teams Ranked Top Five in AP Poll

No.1

LSU 95, No. 1 Kentucky 94 (ot) -
Baton Rouge - Feb. 11, 1978

LSU 66, No. 1 Arizona 65 -
Baton Rouge - Dec. 21, 2002

No. 19 LSU 62, No. 1 Duke 54 -
Atlanta, Ga. - March 23, 2006

No.2

LSU 82, No. 2 Georgetown 80 -
New Orleans - Jan. 28, 1989

No. 18 LSU 92, No. 2 Arizona 82 -
Baton Rouge - Dec. 8, 1990

No.3

No. 6 LSU 81, No. 3 Kentucky 67 -
Baton Rouge - Jan. 19, 1981

LSU 59, No. 3 Kentucky 67 -
Baton Rouge - Jan. 19, 1981

LSU 66, No. 3 Florida 56 -
Baton Rouge - Feb. 24, 2006

No. 5

No. 10 LSU 68, No. 5, Kansas 63 -
Baton Rouge, Dec. 12, 1953

No. 11 LSU 65, No. 5 Kentucky 60 -
Lexington, Kentucky - Jan. 28, 1980

LSU 63, No. 5 Depaul 58 -
Cincinnati, Ohio - March 20, 1987

No. 16 LSU 107, No. 5 UNLV 105 -
Baton Rouge, Louisiana - Jan. 28, 1990

LSU 72, No. 5 Vanderbilt 62 -
Lexington, Kentucky - March 4, 1995

LSU 86, No. 5 Arizona 60 -
Baton Rouge, Louisiana - Jan. 29, 2000

LSU 73, No. 5 Kentucky 71 -
Lexington, Kentucky - Feb. 12, 2019

LSU 82, No. 5 Tennessee 80 -
Baton Rouge, Louisiana - Feb. 23, 2019

LSU's Record as a Ranked Team in AP Poll

RK	W	L	PCT.
1			
2	2	2	.500
3	3	2	.600
4	13	4	.765
5	14	4	.778
6	12	2	.857
7	14	4	.778
8	10	6	.625
9	21	7	.750
10	22	6	.786
11	23	2	.920
12	18	6	.750
13	9	4	.692
14	23	8	.742
15	9	2	.818
16	10	6	.625
17	9	5	.643
18	8	5	.615
19	17	7	.708
20	9	5	.643
21	8	5	.615
22	7	5	.583
23	10	4	.714
24	4	4	.500
25	10	4	.714
TOTALS	285	109	72.3%

Consecutive Weeks in AP Poll (Media)

1. 49 -- 1979-82
2. 38 -- 1990-92
3. 18 -- 1953-54
4. 17 -- 2006-07
5. 13 -- 1985-86 13 -- 1984
7. 11 -- 2019 (last 9 of 2019); 1st 2 2019-20)
8. 10 -- 1954
9. 7 -- 2000 7 -- 1985

LSU's Record vs. Ranked Teams in AP Poll

RK	W	L	PCT.
1	3	18	.143
2	3	14	.176
3	3	10	.231
4	0	20	.000
5	8	18	.308
6	5	11	.312
7	5	13	.278
8	5	13	.278
9	5	14	.263
10	3	12	.200
11	6	11	.353
12	1	9	.100
13	2	12	.143
14	3	10	.231
15	3	13	.187
16	8	7	.533
17	2	11	.154
18	6	12	.333
19	2	7	.222
20	4	7	.364
21	0	7	.000
22	5	5	.500
23	0	3	.000
24	3	5	.375
25	0	6	.000
TOTALS	85	268	24.1%

Consecutive Weeks in Coaches Poll (UPI, USA Today)

1. 45 -- 1979-82
2. 28 -- 1953-54
3. 22 -- 1991-92
4. 18 -- 2006-07
5. 13 -- 1985-86
6. 10 -- 2019 (last 9 of 2019; 1st 2019-20)

Highlights of the AP Poll

LSU POLL DEBUT - DEC. 16, 1952

Total Poll Appearances All-Time - 215
 Most Consecutive Polls - 49 (Preseason poll, 1978-79, to preseason poll, 1981-82)
 Total Appearances in AP Final Poll - 13
 Highest Ranking in AP Poll - 2 (Feb. 24, 1981, Preseason poll 1989-90)
 LSU has appeared in 17.6 percent of 1,221 polls from 1949 through the end of 2021.
 LSU's record since 1948-49 against teams ranked in top 10 - 40-141 (22.1 percent).
 LSU's record since 1948-49 against teams ranked in AP's top 25 - 85-268 (24.2 percent).
 LSU versus top-ranked teams in the AP poll - 3-18 (14.3 percent).
 LSU when ranked in the AP poll since 1948-49 season has a record of 285-109 (72.3 percent).
 LSU's record when both teams are ranked is 28-42 (40.0 percent).
 LSU was last ranked No. 25 in the 15th AP poll of the 2019-20 season.

Highlights of the UPI-USA Today Poll

LSU POLL DEBUT - DEC. 9, 1952

Total Poll Appearances All-Time - 198
 Most Consecutive Polls -- 45 (1979-82)
 Total Appearances in UPI-USA Today Final Poll -- 11
 Highest Ranking in UPI-USA Today Final Poll -- 2 (Final poll of 1980 season)
 LSU was last ranked No. 18 in the 14th poll of the 2019-20 season.

LSU In The Polls

LSU vs. Top 10 teams in the Associated Press Poll

(since the poll started during the 1948-49 season)

LSU vs. No. 1 ranked Opponents (3-18 Overall; 2-8 Home; 0-5 Away; 1-5 Neutral)

1951	1-31	Kentucky	L, 59-81	Baton Rouge, La.
1952	3-1	Kentucky	L, 43-44	Louisville, Ky. (SECT)
1953	3-17	Indiana	L, 67-80 (7)	Kansas City, Mo. (NCAA)
1954	3-9	Kentucky	L, 56-63 (8)	Nashville, Tenn. (SEC Playoff)
1955	1-17	Kentucky	L, 62-64	Baton Rouge, La.
1959	1-10	Kentucky	L, 61-76	Baton Rouge, La.
1978	1-14	Kentucky	L, 76-96	Lexington, Ky.
1978	2-11	Kentucky	W, 95-94 (OT)	Baton Rouge, La.
1980	1-20	DePaul	L, 73-78 (14)	Chicago, Ill.
1984	1-29	North Carolina	L, 79-90 (10)	Chapel Hill, N.C.
1992	2-8	Duke	L, 79-90 (22)	Baton Rouge, La.
1992	12-22	Duke	L, 67-96	Maui, Hawaii
1994	3-2	Arkansas	L, 105-108 (OT)	Baton Rouge, La.
2000	12-20	Arizona	L, 75-88	Tucson, Ariz.
2002	12-21	Arizona	W, 66-65	Baton Rouge, La.
2006	3-23	Duke	W, 62-54 (19)	Atlanta, Ga. (NCAA)
2012	1-28	Kentucky	L, 50-74	Baton Rouge, La.
2012	3-9	Kentucky	L, 51-60	New Orleans, La. (SECT)
2014	3-1	Florida	L, 61-79	Gainesville, Fla.
2015	2-10	Kentucky	L, 69-71	Baton Rouge, La.
2016	1-30	Oklahoma	L, 75-77	Baton Rouge, La.

LSU vs. No. 2 ranked Opponents (3-14 Overall; 1-5 Home; 0-6 Away; 2-3 Neutral)

1954	3-13	Indiana	L, 62-73 (8)	Iowa City, Iowa
1964	1-10	Kentucky	L, 84-103	Lexington, Ky.
1966	1-24	Kentucky	L, 85-111	Lexington, Ky.
1969	12-23	UCLA	L, 84-133	Los Angeles, Calif.
1970	1-24	Kentucky	L, 96-109	Lexington, Ky.
1970	2-21	Kentucky	L, 105-121	Baton Rouge, La.
1977	2-19	Kentucky	L, 76-90	Baton Rouge, La.
1980	3-1	Kentucky	W, 80-78 (5)	Birmingham, Ala. (SECT)
1984	1-7	Kentucky	L, 80-96 (9)	Baton Rouge, La.
1989	1-28	Georgetown	W, 82-80	New Orleans, La.
1990	12-8	Arizona	W, 92-82	Baton Rouge, La.
1994	12-17	UCLA	L, 72-92	Baton Rouge, La.
1996	1-16	Kentucky	L, 97-129	Baton Rouge, La.
1996	11-25	Kansas	L, 53-82	Maui, Hawaii
2002	1-16	Florida	L, 70-102	Gainesville, Fla.
2006	1-7	UConn	L, 66-67	Harford, Conn.
2009	3-21	North Carolina	L, 70-84 (21)	Greensboro, N.C. (NCAA)

LSU vs. No. 3 ranked Opponents (3-10 Overall; 2-3 Home; 0-5 Away; 1-2 Neutral)

1957	1-12	Kentucky	L, 46-51	Baton Rouge, La.
1962	1-12	Kentucky	L, 63-84	Lexington, Ky.
1977	12-29	Arkansas	L, 62-67	Baton Rouge, La.
1979	3-16	Michigan State	L, 71-87 (7)	Indianapolis, Ind. (NCAA)
1980	2-24	Kentucky	L, 74-76 (OT)(5)	Baton Rouge, La.
1981	1-19	Kentucky	W, 81-67 (6)	Baton Rouge, La.
1983	1-5	Kentucky	L, 50-52	Lexington, Ky.
1984	3-5	Kentucky	L, 68-90	Lexington, Ky.
1986	3-22	Kentucky	W, 59-57	Atlanta, Ga. (SECT)
1987	3-22	Indiana	L, 76-77	Cincinnati, Ohio (NCAA)
1991	12-7	Arizona	L, 67-87 (16)	Tucson, Ariz.
2003	2-15	Kentucky	L, 57-68	Lexington, Ky.
2007	2-24	Florida	W, 66-56	Baton Rouge, La.

LSU vs. No. 4 ranked Opponents (0-20 Overall; 0-3 Home; 0-11 Away; 0-6 Neutral)

1952	1-5	Kentucky	L, 47-57	Lexington, Ky.
1953	3-18	Washington	L, 69-88 (7)	Kansas City, Mo. (NCAA)
1956	2-11	Vanderbilt	L, 68-107	Nashville, Tenn.
1959	2-14	Auburn	L, 67-115	Auburn, Ala.
1966	1-29	Vanderbilt	L, 66-98	Nashville, Tenn.
1971	1-2	Southern Cal	L, 76-80 (OT)	Los Angeles, Calif.
1977	1-8	Alabama	L, 77-80	Tuscaloosa, Ala.
1980	3-16	Louisville	L, 66-86 (4)	Houston, Texas (NCAA)
1982	12-20	UCLA	L, 68-82	Los Angeles, Calif.
1986	3-7	Kentucky	L, 58-61	Lexington, Ky. (SECT)
1988	1-23	Kentucky	L, 61-76	Baton Rouge, La.
1993	1-26	Kentucky	L, 67-105	Lexington, Ky.
1993	3-14	Kentucky	L, 65-82	Lexington, Ky. (SECT)
1994	1-11	Arkansas	L, 83-84	Fayetteville, Ark.
1994	1-22	North Carolina	L, 65-88	New Orleans, La.
1997	2-12	Kentucky	L, 48-84	Lexington, Ky.
2003	1-28	Florida	L, 53-70	Baton Rouge, La.
2005	3-12	Kentucky	L, 78-79 (OT)	Atlanta, Ga. (SECT)
2010	2-6	Kentucky	L, 55-81	Baton Rouge, La.
2021	3-22	Michigan	L, 78-86	Indianapolis, Ind.

LSU vs. No. 5 ranked Opponents (8-19 Overall; 4-5 Home; 3-8 Away; 1-5 Neutral)

1953	12-12	Kansas	W, 68-63 (10)	Baton Rouge, La.
1956	1-3	North Carolina	L, 69-86	Chapel Hill, N.C.
1956	1-14	Kentucky	L, 65-107	Lexington, Ky.
1959	2-21	Miss. State	L, 67-75	Baton Rouge, La.
1960	12-5	North Carolina	L, 61-77	Chapel Hill, N.C.
1960	12-21	Louisville	L, 53-72	Louisville, Ky.
1962	2-24	Miss. State	L, 48-58	Starkville, Miss.
1965	3-8	Vanderbilt	L, 60-106	Nashville, Tenn.
1966	2-26	Vanderbilt	L, 84-102	Baton Rouge, La.
1969	1-25	Kentucky	L, 96-108	Baton Rouge, La.
1974	2-11	Vanderbilt	L, 88-91	Nashville, Tenn.
1975	2-3	Kentucky	L, 76-77	Baton Rouge, La.
1980	1-28	Kentucky	W, 65-60 (11)	Lexington, Ky.
1981	3-30	Virginia	L, 74-78 (4)	Philadelphia, Pa (NCAA)
1986	3-1	Kentucky	L, 57-68	Lexington, Ky.
1987	3-20	DePaul	W, 63-58	Cincinnati, Ohio (NCAA)
1988	12-22	Illinois	L, 100-127	Baton Rouge, La.
1990	1-28	UNLV	W, 107-105 (16)	Baton Rouge, La.
1992	3-21	Indiana	L, 79-89 (25)	Boise, Id. (NCAA)
1993	3-13	Vanderbilt	W, 72-62	Lexington, Ky. (SECT)
1995	3-4	Kentucky	L, 80-127	Lexington, Ky.
1996	12-15	Michigan	L, 59-70	Auburn Hills, Mich.
2000	1-29	Arizona	W, 86-60	Baton Rouge, La.
2019	2-12	Kentucky (19)	W, 73-71	Lexington, Kentucky
2019	2-23	Tennessee (13)	W, 82-80 (ot)	Baton Rouge, Louisiana
2019	3-29	Michigan St. (12)	L, 63-80	Washington, D.C.

LSU vs. No. 6 ranked Opponents (5-11 Overall; 4-4 Home; 0-6 Away; 1-1 Neutral)

1949	2-25	Tulane	L, 45-72	Baton Rouge, La.
1960	2-8	Georgia Tech	L, 56-76	Atlanta, Ga.
1963	2-9	Georgia Tech	W, 56-54	Baton Rouge, La.
1968	2-5	Tennessee	L, 67-87	Baton Rouge, La.
1969	2-22	Kentucky	L, 89-103	Lexington, Ky.
1973	2-10	Alabama	W, 72-70	Baton Rouge, La.
1974	1-12	Vanderbilt	W, 84-81	Baton Rouge, La.

LSU In The Polls

1977	1-22	Kentucky	L, 72-87	Lexington, Ky.
1983	12-6	Houston	L, 91-100 (9)	Baton Rouge, La.
1986	3-20	Georgia Tech	W, 70-64	Atlanta, Ga. (NCAA)
1988	3-12	Kentucky	L, 80-86	Baton Rouge, La. (SECT)
1991	2-10	Duke	L, 70-88 (19)	Durham, N.C.
1999	1-30	Kentucky	L, 62-86	Lexington, Ky.
1999	2-6	Auburn	L, 54-80	Auburn, Ala.
2006	12-5	Texas A&M	W, 64-52 (9)	Baton Rouge, La.
2021	3-14	Alabama	L, 79-80	Nashville, Tennessee

LSU vs. No. 7 ranked Opponents (5-13 Overall; 3-6 Home; 0-4 Away; 2--3 Neutral)

1949	3-5	Tulane	L, 63-72	Louisville, Ky. (SECT)
1953	12-28	Fordham	W, 65-49 (14)	New Orleans, La.
1956	2-20	Alabama	L, 59-77	Baton Rouge, La.
1968	1-29	Vanderbilt	L, 91-99	Baton Rouge, La.
1975	1-18	Alabama	L, 67-93	Tuscaloosa, Ala.
1975	2-17	Alabama	L, 76-80	Baton Rouge, La.
1982	2-27	Kentucky	W, 94-78	Baton Rouge, La.
1983	3-5	Kentucky	W, 74-60	Baton Rouge, La.
1986	3-29	Louisville	L, 77-88	Dallas, Texas (NCAA)
1992	3-3	Arkansas	L, 92-106 (ot) (23)	Fayetteville, Ark.
2002	2-2	Alabama	L, 48-57	Baton Rouge, La.
2002	2-9	Kentucky	L, 56-68	Baton Rouge, La.
2003	1-11	Miss. State	W, 85-72	Baton Rouge, La.
2003	3-14	Florida	W, 65-61	New Orleans, La. (SECT)
2004	2-25	Miss. State	L, 58-84	Starkville, Miss.
2006	2-11	Florida	L, 62-71	Gainesville, Fla.
2006	4-1	UCLA	L, 45-59 (19)	Indianapolis, Ind. (NCAA)
2008	2-9	Tennessee	L, 45-47	Baton Rouge, La.

LSU vs. No. 8 ranked Opponents (4-18 Overall; 2-8 Home; 0-5 Away; 2-5 Neutral)

1949	1-14	Tulane	L, 51-71	New Orleans, La.
1960	12-3	Duke	L, 74-80 (OT)	Durham, N.C.
1963	2-23	Miss. State	L, 64-99	Baton Rouge, La.
1964	2-8	Vanderbilt	L, 64-66	Nashville, Tenn.
1967	3-6	Vanderbilt	L, 66-75	Nashville, Tenn.
1970	3-19	Marquette	L, 79-101	New York, N.Y. (NIT)
1971	1-25	Tennessee	W, 80-70	Baton Rouge, La.
1977	2-5	Alabama	L, 70-77 (OT)	Baton Rouge, La.
1981	2-21	Tennessee	W, 66-65 (4)	Knoxville, Tenn.
1985	2-16	Syracuse	L, 64-76	Syracuse, N.Y.
1986	1-29	Kentucky	L, 52-54 (17)	Baton Rouge, La.
1987	3-15	Temple	W, 72-62	Rosemont, Ill. (NCAA)
1988	1-11	Oklahoma	W, 84-77	New Orleans, La.
1995	1-31	Arkansas	L, 81-105	Fayetteville, Ark.
1995	2-22	Arkansas	L, 90-92	Baton Rouge, La.
1998	2-4	Kentucky	L, 61-63	Baton Rouge, La.
2005	1-22	Kentucky	L, 58-89	Lexington, Ky.
2021	3-13	Arkansas	W, 78-71	Nashville, Tennessee

LSU vs. No. 9 ranked Opponents (5-14 Overall; 2-3 Home; 2-7 Away; 1-4 Neutral)

1958	1-11	Kentucky	L, 52-97	Lexington, Ky.
1963	12-26	Oregon State	L, 57-87	Portland, Ore.
1965	2-8	Vanderbilt	L, 85-96	Baton Rouge, La.
1967	1-30	Vanderbilt	L, 77-79	Nashville, Tenn.
1968	1-27	Kentucky	L, 95-121	Baton Rouge, La.
1975	1-4	Kentucky	L, 80-115	Lexington, Ky.
1976	2-23	Tennessee	L, 71-80	Knoxville, Tenn.

1979	1-6	Kentucky	W, 93-89 (7)	Lexington, Ky.
1981	3-1	Kentucky	L, 71-73 (2)	Lexington, Ky.
1981	3-28	Indiana	L, 49-67 (4)	Philadelphia, Pa. (NCAA)
1982	1-25	Kentucky	L, 65-76	Lexington, Ky.
1987	3-8	Alabama	L, 62-69	Atlanta, Ga. (SECT)

1992	1-14	Alabama	W, 89-81	Tuscaloosa, Ala.
1992	3-14	Kentucky	L, 74-80 (23)	Birmingham, Ala. (SECT)
1993	12-18	UCLA	L, 80-100 (25)	Los Angeles, Calif.

2000	2-9	Auburn	W, 83-68 (25)	Baton Rouge, La.
2004	2-29	Kentucky	L, 64-70	Baton Rouge, La.
2006	3-25	Texas	W, 70-60 (OT)(19)	Atlanta, Ga. (NCAA)

2016	1-5	Kentucky	W, 85-67	Baton Rouge, La.
------	-----	----------	----------	------------------

LSU vs. No. 10 ranked Opponents (3-9 Overall; 3-3 Home; 0-6 Away; 0-0 Neutral)

1962	2-3	Miss. State	L, 66-87	Baton Rouge, La.
1968	2-3	Kentucky	L, 96-109	Lexington, Ky.

1974	1-19	Alabama	L, 79-80 (OT)	Baton Rouge, La.
1974	2-18	Alabama	L, 87-99	Tuscaloosa, Ala.
1974	11-29	Southern Cal	L, 87-100	Los Angeles, Calif.
1976	1-26	Tennessee	L, 92-105	Baton Rouge, La.

1982	2-10	Alabama	W, 73-68	Baton Rouge, La.
------	------	---------	----------	------------------

1991	2-5	Kentucky	W, 107-88 (19)	Baton Rouge, La.
1999	2-13	Arizona	L, 71-78	Tucson, Ariz.

2000	1-12	Florida	L, 57-82 (24)	Gainesville, Fla.
------	------	---------	---------------	-------------------

2011	12-19	Marquette	W, 67-59	Baton Rouge, La.
2016	1-19	Texas A&M	L, 57-71	College Station, Texas
2020	2-18	Kentucky	L, 76-79	Baton Rouge, La.
2021	2-3	Alabama	L, 60-78	Tuscaloosa, Alabama
2021	1-30	Texas Tech	L, 71-76	Baton Rouge, La.

LSU In The Polls

LSU as Top 10 team in the Associated Press Poll

(since the poll started during the 1948-49 season)

No. 2 LSU vs. Opponents

(2-2 Overall; 2-1 Home; 0-1 Away; 3-2 Neutral)

1981	2-25	Ole Miss	W, 74-67	Baton Rouge, La.
1981	3-1	#9 Kentucky	L, 71-73	Lexington, Ky.

1989	11-15	Southern Miss	W, 91-80	Baton Rouge, La. (NIT)
1989	11-17	Kansas	L, 83-89	Baton Rouge, La. (NIT)

No. 3 LSU vs. Opponents

(3-2 Overall; 0-0 Home; 0-0 Away; 3-2 Neutral)

1980	3-9	Alcorn State	W, 98-88	Denton Texas (NCAA)
1980	3-14	Missouri	W, 68-63	Houston, Texas (NCAA)
1980	3-16	#4 Louisville	L, 66-86	Houston, Texas (NCAA)

1981	3-5	Florida	W, 85-73	Birmingham, Ala. (SECT)
1981	3-6	Georgia	L, 60-68	Birmingham, Ala. (SECT)

No. 4 LSU vs. Opponents

(13-4 Overall; 6-1 Home; 4-1 Away; 3-2 Neutral)

1980	1-2	Vanderbilt	L, 66-77	Nashville, Tenn.
1980	1-5	Miss. State	W, 80-58	Baton Rouge, La.
1980	1-7	Alabama	L, 56-57	Baton Rouge, La.

1981	1-28	Ole Miss	W, 63-59	Oxford, Miss.
1981	1-31	Florida	W, 92-75	Baton Rouge, La.
1981	2-4	Vanderbilt	W, 86-81	Nashville, Tenn.
1981	2-7	Miss. State	W, 94-89	Baton Rouge, La.
1981	2-11	Alabama	W, 70-57	Baton Rouge, La.
1981	2-14	Georgia	W, 64-62	Athens, Ga.
1981	2-18	Auburn	W, 58-47	Baton Rouge, La.
1981	2-21	#8 Tennessee	W, 66-65	Knoxville, Tenn.
1981	2-22	Texas A&M	W, 67-57	Baton Rouge, La.
1981	3-14	Lamar	W, 100-78	Austin, Texas (NCAA)
1981	3-20	#20 Arkansas	W, 72-56	New Orleans, La. (NCAA)
1981	3-22	Wichita State	W, 96-85	New Orleans, La. (NCAA)
1981	3-28	#9 Indiana	L, 49-67	Philadelphia, Pa. (NCAA)
1981	3-30	#5 Virginia	L, 74-78	Philadelphia, Pa. (NCAA)

No. 5 LSU vs. Opponents

(14-4 Overall; 8-3 Home; 2-1 Away; 4-0 Neutral)

1953	3-6	Tulane	W, 53-52	New Orleans, La.
1953	12-15	Texas A&M	W, 77-56	Baton Rouge, La.
1953	12-19	Wisconsin	L, 66-82	Baton Rouge, La.
1953	12-21	Northwestern	W, 79-51	Baton Rouge, La.

1979	1-10	Alabama	L, 76-90	Tuscaloosa, Ala.
1979	1-13	Florida	W, 80-72	Baton Rouge, La.
1979	1-15	Auburn	W, 94-82	Baton Rouge, La.
1979	2-22	Alabama	W, 86-66	Baton Rouge, La.
1979	2-24	Miss. State	L, 57-65	Baton Rouge, La.
1979	12-28	Boston U.	W, 92-72	Baton Rouge, La.
1979	12-29	Delaware	W, 92-64	Baton Rouge, La.

1980	2-21	Ole Miss	W, 77-74	Oxford, Miss.
1980	2-24	#3 Kentucky	L, 74-76 (ot)	Baton Rouge, La.
1980	2-28	Florida	W, 95-82	Birmingham, Ala. (SECT)
1980	2-29	Alabama	W, 73-66	Birmingham, Ala. (SECT)
1980	3-1	#2 Kentucky	W, 80-78	Birmingham, Ala. (SECT)

1981	1-21	Auburn	W, 74-64	Auburn, Ala.
1981	1-24	Tennessee	W, 80-63	Baton Rouge, La.

No. 6 LSU vs. Opponents

(12-2 Overall; 9-1 Home; 2-1 Away; 1-0 Neutral)

1953	2-21	Georgia Tech	W, 76-52	Baton Rouge, La.
1953	2-23	Ole Miss	W, 63-48	Baton Rouge, La.
1953	2-27	Miss. State	W, 82-47	Baton Rouge, La.

1979	2-17	Ole Miss	W, 67-62	Baton Rouge, La.
1979	12-5	Tulane	W, 80-79	New Orleans, La.
1979	12-15	Maine	W, 103-81	Baton Rouge, La.

1980	1-12	Georgia	L, 72-73 (2OT)	Athens, Ga.
1980	2-13	Auburn	W, 50-44	Auburn, Ala.

1980	2-16	Tennessee	W, 73-66	Baton Rouge, La.
------	------	-----------	----------	------------------

1981	1-14	Alabama	W, 59-56	Tuscaloosa, Ala.
1981	1-17	Georgia	W, 78-65	Baton Rouge, La.
1981	1-19	#3 Kentucky	W, 81-67	Baton Rouge, La.

1991	11-22	NE Louisiana	W, 77-76	Baton Rouge, La.
------	-------	--------------	----------	------------------

2006	11-25	#24 Wichita St.	L, 53-57	Baton Rouge, La.
------	-------	-----------------	----------	------------------

No. 7 LSU vs. Opponents

(14-4 Overall; 8-0 Home; 3-1 Away; 3-3 Neutral)

1953	3-13	Lebanon Valley	W, 89-76	Raleigh, N.C. (NCAA)
1953	3-14	Holy Cross	W, 81-73	Raleigh, N.C. (NCAA)
1953	3-17	#1 Indiana	L, 67-80	Kansas City, Mo. (NCAA)
1953	3-18	#4 Washington	L, 69-88	Kansas City, Mo. (NCAA)

1954	3-6	Tulane	W, 63-52	New Orleans, La.
------	-----	--------	----------	------------------

1978	12-29	Colgate	W, 100-73	Baton Rouge, La.
------	-------	---------	-----------	------------------

1979	1-3	Georgia	W, 97-75	Baton Rouge, La.
1979	1-6	#9 Kentucky	W, 93-89	Lexington, Ky.
1979	1-8	Vanderbilt	L, 87-88	Nashville, Tenn.
1979	3-16	#3 Michigan St.	L, 71-87	Indianapolis, Ind. (NCAA)
1979	12-1	Florida	W, 112-81	Baton Rouge, La.
1979	12-3	New Orleans	W, 104-78	Baton Rouge, La.
1979	12-20	#20 Arkansas	W, 56-55	Little Rock, Ark.
1979	12-22	Tulane	W, 95-85	Baton Rouge, La.

1980	2-6	Alabama	W, 68-66 (ot)	Tuscaloosa, Ala.
1980	2-9	Georgia	W, 96-77	Baton Rouge, La.

2006	11-17	Nicholls	W, 96-42	Baton Rouge, La.
2006	11-19	ULM	W, 88-57	Baton Rouge, La.

No. 8 LSU vs. Opponents

(10-6 Overall; 4-0 Home; 5-2 Away; 1-4 Neutral)

1952	12-29	Villanova	W, 100-94	New Orleans, La.
------	-------	-----------	-----------	------------------

1953	2-10	Florida	W, 68-56	Gainesville, Fla.
1953	2-14	Auburn	W, 65-57	Auburn, Ala.

1954	3-9	Kentucky	L, 56-63	Nashville, Tenn. (SEC Playoff)
1954	3-12	Penn State	L, 70-78	Iowa City, Iowa (NCAA)
1954	3-13	#2 Indiana	L, 62-73	Iowa City, Iowa (NCAA)

1979	2-8	Miss. State	W, 52-48	Starkville, Miss.
1979	2-10	Florida	W, 88-82 (OT)	Gainesville, Fla.
1979	2-12	Auburn	W, 78-68	Auburn, Ala.
1979	3-2	Kentucky	L, 67-80	Birmingham, Ala. (SECT)

1986	1-2	Georgia	W, 85-73	Baton Rouge, La.
1986	1-4	Miss. State	W, 90-84	Baton Rouge, La.
1986	1-9	Alabama	L, 67-83	Tuscaloosa, Ala.
1986	1-11	Tennessee	L, 77-88	Knoxville, Tenn.
1986	1-13	Ole Miss	W, 86-68	Baton Rouge, La.

1989	12-20	Northwestern St.	W, 73-63	Baton Rouge, La.
------	-------	------------------	----------	------------------

No. 9 LSU vs. Opponents

(14-5 Overall; 8-0 Home; 3-1 Away; 3-4 Neutral)

1979	1-20	Ole Miss	W, 70-69 (OT)	Oxford, Miss.
1979	1-24	Tennessee	W, 77-75	Baton Rouge, La.
1979	1-27	Georgia	L, 88-93	Athens, Ga.
1979	1-29	Tennessee	W, 84-78	Knoxville, Tenn.
1979	2-3	Kentucky	W, 70-61	Baton Rouge, La.
1979	2-5	#16 Vanderbilt	W, 92-71	Baton Rouge, La.
1979	3-10	Appalachian St.	W, 71-57	Bloomington, Ind. (NCAA)

1981	1-7	Vanderbilt	W, 77-61	Baton Rouge, La.
1981	1-10	Miss. State	W, 81-69	Starkville, Miss.

1983	12-6	#6 Houston	L, 91-100	Baton Rouge, La.
------	------	------------	-----------	------------------

LSU In The Polls

1984	1-1	Vanderbilt	W, 73-66	Baton Rouge, La.
1984	1-5	Georgia	W, 81-77	Athens, Ga.
1984	1-7	#2 Kentucky	L, 80-96	Baton Rouge, La.
1985	12-17	Texas	W, 72-65	Austin, Texas
1985	12-20	SE Louisiana	W, 82-61	Baton Rouge, La.
1985	12-21	Southern	W, 91-83	Baton Rouge, La.
1985	12-30	Oral Roberts	W, 82-64	Baton Rouge, La.
1989	12-2	McNeese State	W, 85-49	Baton Rouge, La.
1989	12-4	Lamar	W, 116-76	Baton Rouge, La.
1989	12-8	Cal State LA	W, 82-57	Baton Rouge, La.
1989	12-30	Hardin-Simmons	W, 100-66	Baton Rouge, La.
1990	2-15	Kentucky	L, 95-100	Lexington, Ky.
1990	2-18	Vanderbilt	W, 121-108	Nashville, Tenn.
1991	11-27	Middle Tenn. St.	W, 96-65	Baton Rouge, La.
1991	11-30	UNLV	L, 55-76	Las Vegas, Nev.
2006	12-5	#6 Texas A&M	W, 64-52	Baton Rouge, La.
2006	12-10	Texas	L, 75-76 (OT)	Houston, Texas
2019	3-15	Florida	L, 73-76	Nashville, Tennessee

No. 10 LSU vs. Opponents (22-6 Overall; 11-0 Home; 5-4 Away; 6-2 Neutral)

1952	12-17	Alabama	W, 58-45	Tuscaloosa, Ala.
1952	12-22	#15 Tulsa	L, 58-84	Tulsa, Okla.
1953	2-7	Tulane	W, 48-31	Baton Rouge, La.
1953	12-12	#5 Kansas	W, 68-63	Baton Rouge, La.
1978	12-21	Army	W, 83-77	New York City, N.Y.
1980	1-30	Vanderbilt	W, 83-81	Baton Rouge, La.
1980	2-2	Mississippi St.	W, 75-63	Starkville, Miss.
1980	12-18	UNO	W, 96-66	New Orleans, La. (SD)
1980	12-20	Tulane	W, 86-72	New Orleans, La. (SD)
1980	12-22	Xavier (Ohio)	W, 78-62	Baton Rouge, La.
1980	12-29	UNC Wilmington	W, 100-68	Baton Rouge, La.
1980	12-30	St. Francis (Pa.)	W, 91-65	Baton Rouge, La.
1981	1-3	Florida	W, 92-66	Gainesville, Fla.
1983	12-19	Houston Baptist	W, 60-59	Baton Rouge, La.
1984	1-27	Auburn	L, 78-80	Auburn, Ala.
1984	1-29	#1 North Carolina	L, 79-90	Chapel Hill, N.C.
1990	12-18	Arkansas State	W, 98-74	Baton Rouge, La.
1990	12-20	Loyola M'ount	W, 122-114	Baton Rouge, La.
1990	12-22	Illinois	L, 96-102	Champaign, Ill.
2000	3-10	Vanderbilt	W, 71-60	Atlanta, Ga. (SECT)
2000	3-11	Arkansas	L, 67-69	Atlanta, Ga. (SECT)
2000	3-16	SE Mo. State	W, 64-61	Salt Lake City, Utah (NCAA)
2000	3-18	#15 Texas	W, 72-67	Salt Lake City, Utah (NCAA)
2000	3-23	Wisconsin	L, 48-61	Albuquerque, N.M. (NCAA)
2006	11-29	McNeese State	W, 91-57	Baton Rouge, La.
2006	12-2	Tulane	W, 74-67	New Orleans, La.
2019	3-6	Florida	W, 79-78 (OT)	Gainesville, Florida
2019	3-9	Vanderbilt	W, 80-59	Baton Rouge, Louisiana



Year-by-Year Individual, Team Stats

2020-21 -- Record 19-10, 11-6 in the SEC, (SEC Tournament Runner-up, NCAA Second Round) Coach Will Wade (Year 4)

	G-GS	MIN	FG-FGA	PCT.	3FG-FGA	PCT.	FT-FTA	PCT.	PTS-AVG.	REB	PF	A	TO	SLT	BLK
THOMAS, Cameorn	29-29	983	203-500	.406	68-209	.325	194-220	.882	668-23.0	98	40	42	49	25	6
WATFORD, Trendon	28-28	969	170-354	.480	18-57	.316	99-152	.651	457-16.3	207	70	82	74	31	17
SMART, Javonte	28-28	995	162-352	.460	70-174	.402	54-63	.857	448-16.0	103	46	111	73	35	3
DAYS, Darius	28-28	765	123-237	.519	52-130	.400	26-37	.703	324-11.6	219	89	18	29	30	8
MANNING, JR., Charles	6-1	107	12-29	.414	0-6	.000	1-1	1.000	25-4.2	18	8	5	4	3	1
HYATT, AUndre	24-15	383	38-85	.447	10-35	.286	14-20	.700	100-4.2	75	25	11	9	7	7
WILKINSON, Mwani	27-14	460	40-51	.784	2-5	.400	14-20	.700	96-3.6	72	55	16	12	18	13
LEBLANC, Josh	25-1	419	36-54	.667	0-0	.000	8-23	.348	80-3.2	111	66	14	9	25	18
COOK, Jalen	20-0	150	21-46	.457	7-16	.438	13-17	.765	61-3.1	16	24	16	10	16	0
O'NEAL, Shareef	10-0	146	9-24	.375	2-11	.182	8-16	.500	28-2.8	44	22	0	4	5	5
GAINES, Eric	29-1	390	18-81	.222	5-29	.172	32-44	.727	73-2.5	42	48	35	36	30	6
GRAY, Josh	10-0	33	3-6	.500	0-0	.000	2-7	.286	8-0.8	12	7	0	2	0	1
PENN-JOHNSON, Bryan	5-0	16	1-1	1.000	0-0	.000	0-0	.000	2-0.4	3	4	1	4	0	0
EGEMO, Brandon	2-0	3	0-0	.000	0-0	.000	0-0	.000	0-0.0	0	0	0	0	0	0
EDWARDS, Parker	5-0	15	0-3	.000	0-2	.000	0-0	.000	0-0.0	4	1	0	0	0	0
TEAM										89			14		
LSU	31	5825	836-1823	0.459	234-674	0.347	465-620	0.750	2371-81.8	1113	505	351	329	225	86
Opponents	31	5825	773-1844	0.419	243-811	0.300	392-549	0.714	2181-75.2	1095	529	400	379	168	106

2019-20 -- Record 21-10, 12-6 in the SEC, (Note Play Suspended After Regular Season By Pandemic) Coach Will Wade (Year 3)

	G-GS	MIN	FG-FGA	PCT.	3FG-FGA	PCT.	FT-FTA	PCT.	PTS-AVG.	REB	PF	A	TO	SLT	BLK
MAYS, Skylar	31-31	1070	169-344	0.491	50-127	0.394	129-151	.854	517-16.7	156	52	100	70	55	7
WATFORD, Trendon	31-30	977	157-321	0.489	18-67	0.269	89-132	.674	421-13.6	224	67	53	82	27	22
WILLIAMS, Emmitt	31-25	867	145-259	0.560	8-19	0.421	113-147	.769	411-13.3	204	85	37	58	24	38
SMART, Javonte	31-30	1059	142-342	0.415	46-141	0.326	57-70	.814	387-12.5	109	55	129	70	33	5
DAYS, Darius	31-30	729	125-257	0.486	39-132	0.295	55-70	.786	344-11.1	217	90	25	31	18	10
MANNING, JR., Charles	19-3	430	60-120	0.500	13-32	0.406	17-25	.680	150-7.9	60	33	20	20	10	20
TAYLOR, Marlon	21-3	488	36-94	0.383	12-35	0.343	40-51	.784	124-5.9	86	52	13	18	12	5
BISHOP, James	16-0	137	18-46	0.391	7-23	0.304	6-12	.500	49-3.1	5	15	9	11	4	1
HYATT, AUndre	29-2	317	20-68	0.294	12-50	0.240	4-4	1.000	56-1.9	58	28	7	10	11	8
GRAVES, Marshall	17-1	115	8-22	0.364	6-19	0.316	2-4	.500	24-1.4	8	8	5	4	1	0
COOPER, Courtese	11-0	61	6-7	0.857	0-0	0.000	0-0	.000	12-1.1	19	10	0	3	0	5
TEAM										89			13		
LSU	31	6250	886-1880	0.471	211-645	0.327	512-666	0.769	2495-80.5	1230	495	398	390	195	121
Opponents	31	6250	821-1941	0.423	277-804	0.345	352-512	0.688	2271-73.3	1035	549	397	368	178	102

2018-19 -- Record 28-7, 16-2 in the SEC, SEC Champions, NCAA Sweet 16, Coach Will Wade (Year 2)

	G-GS	MIN	FG-FGA	PCT.	3FG-FGA	PCT.	FT-FTA	PCT.	PTS-AVG.	REB	PF	A	TO	SLT	BLK
WATERS, Tremont	33-29	1070	172-400	0.430	56-171	0.327	104-128	0.813	504-15.3	92	64	192	114	96	4
REID, Naz	34-32	925	171-365	0.468	28-84	0.333	93-128	0.727	463-13.6	245	108	29	85	25	23
MAYS, Skylar	35-35	1159	143-340	0.421	55-176	0.313	129-150	0.860	470-13.4	114	60	72	43	66	8
SMART, Javonte	34-18	1016	131-356	0.368	41-132	0.311	73-87	0.839	376-11.1	111	57	81	63	44	4
BIGBY-WILLIAMS, K.	35-26	738	111-180	0.617	0-0	0.000	53-92	0.576	275-7.9	234	102	16	29	11	67
WILLIAMS, Emmitt	34-8	674	89-145	0.614	1-6	0.167	59-86	0.686	238-7.0	182	66	13	38	11	22
TAYLOR, Marlon	35-24	818	81-175	0.463	15-59	0.254	56-83	0.675	233-6.7	126	68	20	39	23	7
DAYS, Darius	35-3	510	66-136	0.485	28-68	0.382	26-35	0.743	184-5.3	140	94	13	17	26	11
EDWARDS, Daryl	9-0	154	13-33	0.394	6-20	0.300	8-11	0.727	40-4.4	14	10	11	12	3	1
GRAVES, Marshall	11-0	86	9-26	0.346	8-22	0.364	2-2	1.000	28-2.5	7	4	2	0	2	1
REESE, Will	10-0	25	2-6	0.333	0-2	0.000	0-0	0.000	4-0.4	4	1	3	1	1	0
TEAM										86			12		
LSU	35	7175	988-2162	0.457	236-740	0.319	603-802	0.752	2815-80.4	1355	635	452	453	308	148
Opponents	35	7175	800-2085	0.432	281-833	0.337	477-691	0.690	2558-73.1	1199	670	405	508	225	113

2017-18 -- Record 18-15, 8-10 in the SEC, Second Round NIT, Coach Will Wade (Year 1)

	G-GS	MIN	FG-FGA	PCT.	3FG-FGA	PCT.	FT-FTA	PCT.	PTS-AVG.	REB	PF	A	TO	SLT	BLK
WATERS, Tremont	33-32	1089	168-403	0.417	72-205	0.351	117-146	0.801	525-15.9	111	74	198	96	67	3
REATH, Duop	33-28	800	167-307	0.544	19-45	0.422	61-97	0.629	414-12.5	175	81	22	55	15	32
MAYS, Skylar	33-30	1026	125-282	0.443	47-134	0.351	77-92	0.837	374-11.3	132	54	97	56	52	8
EPPS, Aaron	32-28	765	115-220	0.523	35-103	0.340	39-51	0.765	304-9.5	177	79	13	24	13	29
SAMPSON, Brandon	27-9	510	70-147	0.476	28-80	0.350	40-57	0.702	208-7.7	70	44	22	27	21	2
EDWARDS, Daryl	32-16	705	73-158	0.462	39-105	0.371	31-39	0.795	216-6.8	55	57	42	29	23	3
SIMS, Wayde	32-10	557	73-142	0.514	9-36	0.250	24-37	0.649	179-5.6	94	60	12	22	1	5
ONWUASOR, Randy	32-11	498	51-113	0.451	11-30	0.367	34-46	0.739	147-4.6	67	48	27	28	16	2
RACHAL, Brandon	27-0	429	48-90	0.533	1-5	0.200	22-40	0.550	119-4.4	88	58	18	19	26	5
COMBS, Jeremy	6-0	52	7-11	0.636	0-0	0.000	4-8	0.500	18-3.0	12	13	4	4	2	3
ALEXANDER, Galen	9-0	55	6-16	0.375	2-10	0.200	3-4	0.750	17-1.9	19	5	1	2	1	0
KIIR, Mayan	8-0	43	5-11	0.455	0-0	0.000	5-9	0.556	15-1.9	16	5	2	6	1	2
GRAVES, Marshall	14-0	72	7-19	0.368	4-14	0.286	0-0	0.000	18-1.3	5	5	9	3	0	0
VIAL, Reed	10-1	24	1-7	0.143	1-6	0.167	2-2	1.000	5-0.5	2	2	0	0	0	0
TEAM										73			10		
LSU	31	6200	853-1893	0.451	196-584	0.336	417-599	0.696	2319-74.8	781	595	397	451	186	110
Opponents	31	6200	897-1899	0.472	277-724	0.383	501-698	0.718	2572-83.0	768	556	484	383	215	112

2016-17 -- Record 10-21, 2-16 in the SEC, Coach Johnny Jones (Year 5)

	G-GS	MIN	FG-FGA	PCT.	3FG-FGA	PCT.	FT-FTA	PCT.	PTS-AVG.	REB	PF	A	TO	STL	BLK
BLAKENEY, Antonio	31-30	1019	194-424	0.458	53-148	0.358	92-127	0.724	533-17.2	149	49	54	64	21	3
REATH, Duop	31-30	859	157-308	0.510	11-35	0.314	47-78	0.603	372-12.0	193	105	25	65	16	46
SAMPSON, Brandon	31-26	853	121-255	0.475	39-115	0.339	78-100	0.780	359-11.6	96	55	42	63	19	14
VICTOR II, Craig	8-5	202	32-79	0.405	0-2	0.000	20								

Year-by-Year Individual, Team Stats

2015-16 -- Record 19-14, 11-7 in the SEC, Coach Johnny Jones (Year 4)

	G-GS	MIN	FG-FGA	PCT.	3FG-FGA	PCT.	FT-FTA	PCT.	PTS-AVG.	REB	PF	A	TO	STL	BLK
SIMMONS, Ben	33-32	1151	216-386	0.560	1-3	0.333	199-297	0.670	632-19.2	388	92	158	111	65	27
HORNBSBY, Keith	20-19	608	89-182	0.489	39-94	0.415	45-55	0.818	262-13.1	57	34	32	24	25	2
BLAKENEY, Antonio	33-24	1,016	137-322	0.425	52-155	0.335	89-119	0.748	415-12.6	113	48	31	25	22	5
VICTOR II, Craig	25-24	673	108-238	0.454	1-6	0.167	70-114	0.614	287-11.5	139	97	20	30	25	16
QUARTERMAN, Tim	33-27	952	118-284	0.415	48-140	0.343	84-133	0.632	368-11.2	153	79	120	53	32	13
GRAY, Josh	32-9	496	70-159	0.440	8-38	0.211	26-40	0.650	174-5.4	66	54	58	46	31	1
PATTERSON, Jalyn	28-15	617	46-122	0.377	30-90	0.333	10-17	0.588	132-4.7	38	39	45	21	34	1
SAMPSON, Brandon	27-5	357	35-109	0.321	18-67	0.269	19-27	0.704	107-4.0	32	18	22	17	12	3
EPPS, Aaron	29-2	265	49-90	0.544	6-20	0.300	7-9	0.778	111-3.8	53	55	6	14	5	9
ROBINSON III, Elbert	23-7	213	22-43	0.512	0-0	0.000	11-26	0.423	55-2.4	48	46	6	19	2	6
BRIDGEWATER, Brian	19-1	152	16-34	0.471	0-0	0.000	9-17	0.529	41-2.2	31	18	4	11	6	6
MALONE, Darcy	19-0	138	8-19	0.421	0-6	0.000	0-2	0.000	16-0.8	25	29	4	14	2	1
SHORTESS, Henry	7-0	7	1-1	1.000	0-0	0.000	0-0	0.000	2-0.3	1	0	0	0	1	0
EDDLESTONE, Brandon	5-0	5	0-1	0.000	0-1	0.000	0-0	0.000	0-0.0	1	0	1	0	1	0
TEAM										85	1		9		
LSU	33	6650	915-1990	0.460	203-620	0.327	569-856	0.665	2602-78.8	1230	610	507	394	90	263
Opponents	33	6650	915-2021	0.453	262-749	0.350	651-875	0.668	2543.77.1	1234	689	450	456	109	197

2014-15 -- Record 22-11, 11-7 in the SEC, NCAA Tournament, Coach Johnny Jones (Year 3)

	G-GS	MIN	FG-FGA	PCT.	3FG-FGA	PCT.	FT-FTA	PCT.	PTS-AVG.	REB	PF	A	TO	STL	BLK
MARTIN, Jarell	33-32	1,159	202-397	0.509	14-52	0.269	140-203	0.690	558-16.9	305	92	59	92	38	23
MICKEY, Jordan	31-31	1,081	191-379	0.504	1-9	0.111	95-147	0.646	478-15.4	308	81	40	101	29	113
HORNBSBY, Keith	33-33	1,172	156-370	0.422	72-183	0.393	58-74	0.784	442-13.4	138	52	69	47	37	16
QUARTERMAN, Tim	33-14	1,108	125-293	0.427	40-128	0.313	89-124	0.718	379-11.5	173	84	133	80	47	19
GRAY, Josh	31-20	770	86-217	0.396	14-53	0.264	35-60	0.583	221-7.1	66	61	118	81	31	1
PATTERSON, Jalyn	31-11	760	75-184	0.408	44-118	0.373	16-19	0.842	210-6.8	75	27	68	26	37	3
BRIDGEWATER, Brian	29-0	192	28-52	0.538	0-0	0.000	7-11	0.636	63-2.2	31	36	6	11	7	3
EPPS, Aaron	14-2	87	8-24	0.333	2-8	0.250	0-0	0.000	18-1.3	20	9	4	6	4	5
ODO, John	16-10	114	8-14	0.571	0-0	0.000	4-6	0.667	20-1.3	18	14	2	4	0	6
EDDLESTONE, Brandon	3-0	9	1-2	0.500	1-1	1.000	0-0	0.000	3-1.0	1	1	0	1	1	0
SHORTESS, Henry	3-0	6	1-1	1.000	1-1	1.000	0-0	0.000	3-1.0	0	0	0	0	0	0
MALONE, Darcy	25-8	216	8-21	0.381	0-5	0.000	6-12	0.500	22-0.9	35	46	11	11	4	12
ROBINSON III, Elbert	11-4	68	3-7	0.429	0-0	0.000	0-2	0.000	6-0.5	17	13	5	9	5	3
ROBINSON, Antonio	1-0	4	0-0	0.000	0-0	0.000	0-0	0.000	0-0.0	1	0	0	1	0	0
SPEIGHT, Carlton	1-0	4	0-1	0.000	0-0	0.000	0-0	0.000	0-0.0	0	0	1	0	0	0
TEAM										106			6		
LSU	33	6750	892-1962	0.455	189-558	0.339	450-658	0.684	2423-73.4	1294	516	516	476	240	204
Opponents	33	6750	824-2052	0.402	185-599	0.309	400-604	0.662	2233-67.7	1219	584	386	450	264	123

2013-14 -- Record 20-14, 9-9 in the SEC, NIT Second Round, Coach Johnny Jones (Year 2)

	G-GS	MIN	FG-FGA	PCT.	3FG-FGA	PCT.	FT-FTA	PCT.	PTS-AVG.	REB	PF	A	TO	BLK	STL
O'BRYANT III, Johnny	34-34	1,020	203-409	0.496	1-2	0.500	118-186	0.634	525-15.4	262	108	55	108	17	31
MICKEY, Jordan	34-34	1,116	171-321	0.533	0-5	0.000	91-131	0.695	433-12.7	267	74	36	78	21	106
STRINGER, Andre	34-14	875	123-292	0.421	74-184	0.402	81-100	0.810	401-11.8	86	68	88	44	34	1
MARTIN, Jarell	32-25	837	121-257	0.471	27-81	0.333	62-90	0.689	331-10.3	146	78	29	52	27	22
COLEMAN, Shavon	34-23	858	106-253	0.419	44-123	0.358	53-70	0.757	309-9.1	147	69	64	54	50	11
HICKEY, Anthony	34-31	1,065	100-272	0.368	62-180	0.344	23-40	0.575	285-8.4	94	78	126	45	62	5
MORGAN, Malik	21-6	326	32-88	0.364	9-36	0.250	19-37	0.514	92-4.4	66	39	24	17	17	6
QUARTERMAN, Tim	33-3	405	28-106	0.264	10-48	0.208	17-31	0.548	83-2.5	61	51	49	35	24	8
MALONE, Darcy	19-0	73	11-20	0.550	3-7	0.429	1-4	0.250	26-1.4	18	26	3	6	1	1
ODO, John	28-0	145	11-18	0.611	0-0	0.000	6-11	0.545	28-1.0	38	25	0	8	4	7
HAMMINK, Shane	21-0	121	9-16	0.563	0-3	0.000	2-7	0.286	20-1.0	21	15	4	10	2	1
EDDLESTONE, Brandon	9-0	19	2-9	0.222	0-2	0.000	0-0	0.000	4-0.4	7	3	0	1	1	0
SHORTESS, Henry	7-0	15	1-6	0.167	1-4	0.250	0-0	0.000	3-0.4	0	1	2	3	1	0
TEAM										121			3		
LSU	34	6875	918-2067	0.444	231-675	0.342	473-707	0.669	2540-74.7	1334	635	480	464	199	261
Opponents	34	6875	833-2010	0.414	212-593	0.358	545-778	0.701	2423-71.3	1241	608	388	433	126	235

2012-13 -- Record 19-12, 9-9 in the SEC, Coach Johnny Jones (Year 1)

	G-GS	MIN	FG-FGA	PCT.	3FG-FGA	PCT.	FT-FTA	PCT.	PTS-AVG.	REB	PF	A	TO	STL	BLK
O'BRYANT III, Johnny	29-28	845	153-319	0.480	3-12	0.250	84-141	0.596	393-13.6	253	89	49	93	15	20
HICKEY, Anthony	29-23	957	123-319	0.386	60-183	0.328	20-45	0.444	326-11.2	102	80	109	51	85	5
CARMOUCHE, Charles	30-23	800	104-236	0.441	49-132	0.371	65-97	0.670	322-10.7	118	70	107	53	57	4
COLEMAN, Shavon	31-8	870	118-264	0.447	13-43	0.302	78-111	0.703	327-10.5	184	74	26	54	43	28
STRINGER, Andre	31-25	950	107-270	0.396	67-164	0.409	42-57	0.737	323-10.4	58	60	65	54	25	5
MORGAN, Malik	31-14	570	56-137	0.409	25-74	0.338	26-42	0.619	163-5.3	90	71	39	27	38	10
DEL PIERO, Andrew	31-22	423	54-98	0.551	0-0	0.000	24-44	0.545	132-4.3	97	43	4	25	5	34
LUDWIG, Eddie	9-4	112	10-26	0.385	0-0	0.000	10-22	0.455	30-3.3	26	17	5	14	3	0
COLLINS, Corban	27-6	246	23-61	0.377	12-26	0.462	11-16	0.688	69-2.6	28	19	16	30	4	3
COURTNEY, Jalen	26-0	226	21-51	0.412	0-2	0.000	13-20	0.650	55-2.1	54	28	2	12	1	7
HAMMINK, Shane	26-2	281	19-55	0.345	5-22	0.227	11-19	0.579	54-2.1	43	29	20	20	4	3
BADEAUX, Joshua	5-0	8	0-1	0.000	0-0	0.000	0-0	0.000	0-0.0	1	1	0	1	0	0
JACKSON, Dave	3-0	5	0-0	0.000	0-0	0.000	0-0	0.000	0-0.0	0	2	0	1	1	0
WILLIAMS, Mychal	5-0	7	0-2	0.000	0-0	0.000	0-0	0.000	0-0.0	1	1	0	1	1	0
TEAM										95			9		
LSU	31	6300	788-1839	0.428	234-658	0.356	384-614	0.625	2194-70.8	1150	584	442	445	282	119
Opponents	31	6300	751-1782	0.421	173-549	0.315	463-677	0.684	2138-69.0	1166	552	330	470	228	129

2011-12 -- Record 18-15, 7-9 in the SEC, NIT, Coach Trent Johnson (Year 4)

	G-GS	MIN	FG-FGA	PCT.	3FG-FGA	PCT.	FT-FTA	PCT.	PTS-AVG.	REB	PF	A	TO	STL	BLK
HAMILTON, Justin	33-32	990	158-320	0.494	3-12	0.250	107-137	0.781	426-12.9	238	83	30	57	25	43
STRINGER, Andre	28-24	903	90-258	0.349	44-139	0.317	60-73	0.822	284-10.1	57	56	76	49	37	0
TURNER, Ralston	33-32	957	102-276	0.370	51-137	0.372	46-61	0.754	301-9.1	98	81	53	58	18	8
HICKEY, Anthony	33-31	1,030	112-292	0.384	44-140	0.314	26-47	0.553	294-8.9	119	79	125	63	69	5
O'BRYANT III, Johnny	28-17	600	91-228	0.399	2-12	0.167	55-88	0.625	239-8.5	187	58	11	66	15	21
WARREN, Storm	33-16	638	112-249	0.450	0-2	0.000	48-69	0.696	272-8.2	167	81	18	30	30	28
WHITE, Malcolm	29-1	285	42-91	0.462	0-0	0.000	15-36	0.417</							

Year-by-Year Individual, Team Stats

LSU	33	6700	791-1947	.406	173-530	.326	402-582	.691	2157-65.4	1217	592	415	429	232	128
Opponents	33	6700	745-1775	.420	174-545	.319	455-660	.689	2119-64.2	1178	592	337	483	249	132

2010-11 -- Record 11-21, 3-13 in the SEC, Coach Trent Johnson (Year 3)

	G-GS	MIN	FG-FGA	PCT.	3FG-FGA	PCT.	FT-FTA	PCT.	PTS-AVG.	REB	PF	A	TO	STL	BLK
TURNER, Ralston	27-27	807	110-298	0.369	48-149	0.322	64-91	0.703	332-12.3	71	60	43	61	17	4
STRINGER, Andre	32-30	981	101-302	0.334	57-193	0.295	98-127	0.772	357-11.2	76	63	85	82	34	4
WARREN, Storm	29-22	631	103-208	0.495	0-1	0.000	17-33	0.515	223-7.7	165	77	12	41	38	34
WHITE, Malcolm	32-31	759	92-202	0.455	0-0	0.000	59-94	0.628	243-7.6	163	96	13	56	13	36
DOTSON, Aaron	32-21	754	61-154	0.396	21-56	0.375	73-104	0.702	216-6.8	87	82	47	57	16	7
DERENBECKER, Matt	32-16	724	75-197	0.381	36-107	0.336	21-30	0.700	207-6.5	67	50	41	38	24	2
GREEN, Garrett	32-5	575	82-183	0.448	5-19	0.263	33-75	0.440	202-6.3	162	80	12	38	19	12
LUDWIG, Eddie	32-6	496	34-77	0.442	2-7	0.286	50-66	0.758	120-3.8	100	59	21	31	22	2
BASS, Chris	32-2	525	23-73	0.315	1-10	0.100	10-20	0.500	57-1.8	64	28	78	43	19	2
COURTNEY, Jalen	15-0	72	5-12	0.417	2-4	0.500	4-6	0.667	16-1.1	8	7	0	2	0	1
POPULIST, Daron	19-0	98	5-21	0.238	3-15	0.200	3-4	0.750	16-0.8	10	14	12	3	0	0
HARRIS, Dennis	4-0	28	1-4	0.250	0-0	0.000	0-0	0.000	2-0.5	5	5	0	2	2	2
TEAM										132	1		7		
LSU	32	6450	692-1731	0.400	175-561	0.312	432-650	0.665	1991-62.2	1110	622	364	461	204	106
Opponents	32	6450	730-1759	0.415	174-531	0.328	496-703	0.706	2130-66.6	1178	493	297	426	234	133

2009-10 -- Record 11-20, 2-14 in the SEC, Coach Trent Johnson (Year 2)

	G-GS	MIN	FG-FGA	PCT.	3FG-FGA	PCT.	FT-FTA	PCT.	PTS-AVG.	REB	PF	A	TO	STL	BLK
MITCHELL, Tasmin	31-31	1157	196-453	0.433	32-94	0.340	97-133	0.729	521-16.8	292	70	58	69	41	16
SPENCER, Bo	30-28	1086	138-414	0.333	61-215	0.284	99-118	0.839	436-14.5	74	42	80	100	33	5
WARREN, Storm	31-31	827	141-263	0.536	0-0	0.000	84-123	0.683	366-11.8	223	104	13	46	33	44
HARRIS, Dennis	29-9	415	56-111	0.505	5-16	0.313	17-32	0.531	134-4.6	91	64	14	19	8	14
KINSLEY, Zach	31-6	496	36-102	0.353	17-43	0.395	17-20	0.850	106-3.4	41	44	20	22	10	7
DOTSON, Aaron	29-17	539	32-109	0.294	7-46	0.152	23-43	0.535	94-3.2	48	61	29	33	12	12
LUDWIG, Eddie	30-1	383	22-64	0.344	0-8	0.000	26-30	0.867	70-2.3	74	47	19	19	14	3
BASS, Chris	31-19	744	28-84	0.333	6-33	0.182	8-19	0.421	70-2.3	73	51	97	38	24	5
GREEN, Garrett	30-11	320	27-80	0.338	1-4	0.250	8-27	0.296	63-2.1	74	51	9	30	12	10
BEATTIE, Chris	13-1	93	8-24	0.333	7-17	0.412	2-3	0.667	25-1.9	7	2	4	3	1	0
POPULIST, Daron	16-0	156	6-21	0.286	5-16	0.313	3-4	0.750	20-1.3	8	7	9	9	1	0
FARRER, Alex	1-1	4	0-0	0.000	0-0	0.000	0-0	0.000	0-0.0	0	0	0	0	0	0
JACOBSEN, Taylor	4-0	5	0-1	0.000	0-0	0.000	0-0	0.000	0-0.0	3	1	0	0	1	0
TEAM										104	3		9		
LSU	31	6225	690-1726	0.400	141-492	0.287	384-552	0.696	1905-61.5	1112	547	352	397	190	116
Opponents	31	6225	722-1675	0.431	204-589	0.346	411-618	0.665	2059-66.4	1082	534	326	384	216	123

2008-09 -- Record 27-8, 13-3 in the SEC, SEC Champions, NCAA Tournament (2nd rd), Coach Trent Johnson (Year 1)

	G-GS	MIN	FG-FGA	PCT.	3FG-FGA	PCT.	FT-FTA	PCT.	PTS-AVG.	REB	PF	A	TO	STL	BLK
THORNTON, Marcus	35-35	1116	256-542	0.472	78-201	0.388	149-200	0.745	739-21.1	192	72	75	64	56	13
MITCHELL, Tasmin	35-34	1137	224-429	0.522	10-19	0.526	111-153	0.725	569-16.3	251	89	68	70	55	23
SPENCER, Bo	33-32	1030	124-301	0.412	60-149	0.403	68-81	0.840	376-11.4	96	59	87	63	27	3
JOHNSON, Chris	35-35	883	107-236	0.453	1-5	0.200	56-75	0.747	271-7.7	253	78	41	57	16	95
TEMPLE, Garrett	35-35	1060	76-210	0.362	29-94	0.309	66-82	0.805	247-7.1	159	98	134	67	60	24
MARTIN, Terry	31-3	492	52-145	0.359	24-68	0.353	16-24	0.667	144-4.6	71	32	32	30	10	10
THORNTON, Quintin	33-1	457	33-62	0.532	0-0	0.000	19-41	0.463	85-2.6	98	73	19	21	16	13
WARREN, Storm	30-0	224	21-49	0.429	0-0	0.000	19-39	0.487	61-2.0	53	32	6	9	12	15
FARRER, Alex	32-0	233	17-53	0.321	7-22	0.318	13-18	0.722	54-1.7	25	35	18	17	6	7
GRAHAM, Delwan	25-0	119	18-34	0.529	0-0	0.000	6-9	0.667	42-1.7	37	15	6	6	3	8
BASS, Chris	28-0	276	7-26	0.269	4-14	0.286	5-14	0.357	23-0.8	31	21	43	14	5	1
KINSLEY, ZACH	9-0	23	2-6	0.333	0-0	0.000	2-4	0.500	6-0.7	4	3	0	3	1	0
TEAM										95	2		4		
LSU	35	7050	937-2093	0.448	213-572	0.372	530-740	0.716	2617-74.8	1365	609	529	425	267	212
Opponents	35	7050	820-2005	0.409	188-596	0.315	488-705	0.692	2316-66.2	1185	633	332	461	214	111

2007-08 -- Record 13-18, 6-10 in the SEC, Coach John Brady (Year 11)/Coach Butch Pierre (final 10 games)

	G-GS	MIN	FG-FGA	PCT.	3FG-FGA	PCT.	FT-FTA	PCT.	PTS-AVG.	REB	PF	A	TO	STL	BLK
THORNTON, Marcus	31-30	1043	212-486	0.436	90-239	0.377	94-115	0.817	608-19.6	174	62	44	68	43	10
RANDOLPH, Anthony	31-31	1016	183-394	0.464	2-19	0.105	115-166	0.693	483-15.6	263	85	38	92	35	70
JOHNSON, Chris	26-23	746	114-217	0.525	15-49	0.306	46-54	0.852	289-11.1	165	59	20	60	16	66
MARTIN, Terry	31-16	752	97-261	0.372	43-141	0.305	21-29	0.724	258-8.3	77	50	50	45	7	9
MITCHELL, Tasmin	3-3	66	7-21	0.333	0-5	0.000	8-10	0.800	22-7.3	17	8	6	9	7	1
TEMPLE, Garrett	31-29	1067	61-155	0.394	22-73	0.301	55-70	0.786	199-6.4	131	92	110	75	41	22
SPENCER, Bo	30-2	475	33-102	0.324	20-62	0.323	16-22	0.727	102-3.4	36	36	41	27	15	1
MASON, Dameon	7-0	120	9-28	0.321	0-0	0.000	4-11	0.364	22-3.1	21	13	5	5	5	4
FARRER, Alex	27-15	474	28-73	0.384	7-31	0.226	18-28	0.643	81-3.0	47	40	35	28	15	4
GREEN, Garrett	25-1	241	20-47	0.426	2-5	0.400	3-7	0.429	45-1.8	40	41	3	11	1	5
THORNTON, Quintin	17-5	218	7-13	0.538	0-0	0.000	5-8	0.625	19-1.1	28	31	7	7	1	2
TERREBONNE, Greg	4-0	8	1-3	0.333	0-0	0.000	2-2	1.000	4-1.0	0	0	2	1	0	0
TEAM										109	1		1		
LSU	31	6225	722-1800	0.429	201-624	0.322	386-521	0.741	2131-68.7	1108	520	362	428	186	196
Opponents	31	6225	795-1884	0.422	210-608	0.345	345-515	0.670	2145-69.2	1164	509	391	415	208	112

2006-07 -- Record 17-15, 5-11 in the SEC, NIT, Coach John Brady (Year 10)

	G-GS	MIN	FG-FGA	PCT.	3FG-FGA	PCT.	FT-FTA	PCT.	PTS-AVG.	REB	PF	A	TO	STL	BLK
DAVIS, Glen	29-28	1016	178-368	0.484	17-49	0.347	139-195	0.713	512-17.7	303	67	66	82	32	28
MITCHELL, Tasmin	32-32	1092	173-371	0.466	41-109	0.376	78-104	0.750	465-14.5	189	76	59	55	34	25
MARTIN, Terry	24-16	701	93-227	0.410	52-134	0.388	15-26	0.577	253-10.5	67	37	35	43	11	6
TEMPLE, Garrett	32-32	1099	91-230	0.396	35-130	0.269	57-70	0.814	274-8.6	118	79	138	83	52	34
LAZARE, Darnell	30-25	720	90-162	0.556	0-0	0.000	41-66	0.621	221-7.4	136	54	21	49	23	11
MASON, Dameon	31-14	594	61-143	0.427	9-28	0.321	35-50	0.700	166-5.4	93	48	25	40	16	6
ROLLE, Magnum	29-9	485	50-116	0.431	0-1	0.000	15-27	0.556	115-4.0	118	57	11	29	16	31
MINOR, Tack	16-2	239	21-57	0.368	8-26	0.308	8-13	0.615							

Year-by-Year Individual, Team Stats

2005-06 -- Record 27-9, 14-2 in the SEC, SEC Champions, NCAA Final Four, Coach John Brady (Year 9)

	G-GS	MIN	FG-FGA	PCT.	3FG-FGA	PCT.	FT-FTA	PCT.	PTS-AVG.	REB	PF	A	TO	STK	BLK
DAVIS, Glen	36-36	1,144	250-505	0.495	6-23	0.261	163-241	0.676	669-18.6	350	89	50	96	47	41
MITCHELL, Darrel	36-36	1,322	200-459	0.436	82-208	0.394	122-161	0.758	604-16.8	134	81	160	99	70	11
THOMAS, Tyrus	32-21	829	152-250	0.608	1-1	1.000	90-137	0.657	395-12.3	295	82	42	59	33	99
MITCHELL, Tasmin	36-36	1,240	162-365	0.444	28-95	0.295	60-81	0.741	412-11.4	201	85	100	83	53	18
LAZARE, Darnell	36-15	682	91-186	0.489	1-1	1.000	57-84	0.679	240-6.7	121	61	20	53	20	11
TEMPLE, Garrett	36-35	1,207	65-194	0.335	27-109	0.248	25-37	0.676	182-5.1	94	87	99	70	38	31
MINOR, Tack	3-0	40	3-11	0.273	0-1	0.000	2-3	0.667	8-2.7	5	3	4	6	4	0
ROLLE, Magnum	33-0	288	30-65	0.462	0-0	0.000	11-24	0.458	71-2.2	82	32	6	18	10	21
JOHNSON, Chris	10-0	43	6-18	0.333	0-6	0.000	1-2	0.500	13-1.3	7	2	3	6	2	3
VOOGD, Ben	36-1	442	13-35	0.371	2-8	0.250	11-16	0.688	39-1.1	28	43	63	58	21	1
FLESHMAN, David	8-0	14	0-4	0.000	0-2	0.000	0-0	0.000	0-0.0	2	0	0	2	0	0
TEAM										128	2		5		
LSU	36	7250	972-2092	0.465	147-454	0.324	542-786	0.690	2663-73.1	1447	567	547	555	298	236
Opponents	36	7250	852-2137	0.399	233-677	0.344	362-522	0.693	2299-63.9	1167	662	385	543	150	233

2004-05 -- Record 20-10, 12-4 in the SEC, SEC Western Division Champions, NCAA Tournament, Coach John Brady (Year 8)

	G-GS	MIN	FG-FGA	PCT.	3FG-FGA	PCT.	FT-FTA	PCT.	PTS-AVG.	REB	PF	A	TO	STL	BLK
BASS, Brandon	30-30	1,007	181-319	0.567	12-26	0.462	146-188	0.777	520-17.3	272	73	25	54	24	48
DAVIS, Glen	30-29	876	138-269	0.513	3-12	0.250	127-182	0.698	406-13.5	263	94	31	50	29	41
MITCHELL, Darrel	30-30	1,050	125-312	0.401	67-184	0.364	77-91	0.846	394-13.1	79	83	88	65	54	4
HUDSON, Antonio	30-30	1,086	138-306	0.451	64-162	0.395	53-80	0.663	393-13.1	95	62	58	47	30	10
MINOR, Tack	30-30	857	114-304	0.375	38-127	0.299	58-86	0.674	324-10.8	118	60	137	108	41	3
KOUNDJIA, Regis	6-0	74	7-18	0.389	3-7	0.429	2-3	0.667	19-3.2	13	8	8	8	2	3
NELTNER, Ross	30-1	405	30-68	0.441	9-21	0.429	18-25	0.720	87-2.9	93	52	22	24	9	8
WHIPPLE, Xavier	30-0	568	22-53	0.415	9-28	0.321	10-17	0.588	63-2.1	50	33	70	32	15	2
LAZARE, Darnell	25-0	173	20-34	0.588	0-0	0.000	9-13	0.692	49-2.0	30	20	2	5	4	6
WOLFERT, Paul	13-0	21	1-5	0.200	0-3	0.000	0-0	0.000	2-0.2	3	2	1	3	1	1
FLESHMAN, David	2-0	3	0-1	0.000	0-0	0.000	0-0	0.000	0-0.0	0	1	0	1	0	0
MARAVICH, Josh	4-0	5	0-1	0.000	0-1	0.000	0-0	0.000	0-0.0	0	1	0	1	0	0
TEAM										81	1		7		
LSU	30	6125	776-1690	0.459	205-571	0.359	500-685	0.730	2257-75.2	1097	490	442	405	209	127
Opponents	30	6125	776-1746	0.444	225-593	0.379	365-532	0.686	2142-71.4	963	572	353	376	189	81

2003-04 -- Record 18-11, 8-8 in the SEC, NIT, Coach John Brady (Year 7)

	G-GS	MIN	FG-FGA	PCT.	3FG-FGA	PCT.	FT-FTA	PCT.	PTS-AVG.	REB	PF	A	TO	BLK	STL
LLOREDA, Jaime	22-21	759	140-241	0.581	0-4	0.000	92-170	0.541	372-16.9	256	61	31	74	12	28
BASS, Brandon	29-28	1,014	121-240	0.504	5-19	0.263	123-157	0.783	370-12.8	214	59	17	55	21	56
MITCHELL, Darrel	29-18	884	115-279	0.412	67-160	0.419	49-69	0.710	346-11.9	81	73	63	41	50	3
HUDSON, Antonio	28-21	885	95-241	0.394	40-115	0.348	56-90	0.622	286-10.2	109	62	53	49	25	6
MINOR, Tack	29-2	449	63-174	0.362	32-95	0.337	51-75	0.680	209-7.2	55	47	49	55	21	0
WHIPPLE, Xavier	29-26	718	36-108	0.333	12-50	0.240	36-47	0.766	120-4.1	69	44	88	62	17	6
KOUNDJIA, Regis	27-20	492	38-105	0.362	9-44	0.205	19-37	0.514	104-3.9	98	63	27	36	15	12
LAZARE, Darnell	29-8	357	36-64	0.563	0-0	0.000	13-25	0.520	85-2.9	69	26	8	24	10	9
WOLFERT, Paul	3-0	7	2-2	1.000	1-1	1.000	0-0	0.000	5-1.7	1	0	0	1	0	0
GIPSON, Tony	2-0	10	1-6	0.167	0-2	0.000	0-0	0.000	2-1.0	1	1	0	2	2	0
NELTNER, Ross	21-0	187	8-20	0.400	2-6	0.333	2-5	0.400	20-1.0	23	21	8	14	2	2
THOMPSON, Charlie	9-1	39	1-7	0.143	0-4	0.000	3-3	1.000	5-0.6	3	3	2	3	1	0
MARAVICH, Josh	1-0	1	0-0	0.000	0-0	0.000	0-0	0.000	0-0.0	0	0	0	0	0	0
TEAM										86			10		
LSU	29	5800	656-1487	0.441	168-500	0.336	444-678	0.655	1924-66.3	1065	460	346	426	176	122
Opponents	29	5800	695-1675	0.415	172-491	0.350	289-446	0.648	1851-63.8	960	560	335	358	216	82

2002-03 -- Record 21-11, 8-8 in the SEC, NCAA Tournament, Coach John Brady (Year 6)

	G-GS	MIN	FG-FGA	PCT.	3FG-FGA	PCT.	FT-FTA	PCT.	PTS-AVG.	REB	PF	A	TO	STL	BLK
DUPREE, Ronald	32-32	1,063	199-376	0.529	13-37	0.351	93-137	0.679	504-15.8	249	79	77	64	22	8
LLOREDA, Jaime	30-29	875	144-256	0.563	0-1	0.000	82-148	0.554	370-12.3	269	84	34	68	27	61
BRIGHT, Torris	32-32	1,012	119-259	0.459	62-152	0.408	56-77	0.727	356-11.1	100	55	150	74	59	11
TEMPLE III, Collis	32-32	825	117-269	0.435	57-152	0.375	55-71	0.775	346-10.8	112	65	55	60	28	11
HUDSON, Antonio	32-16	806	86-213	0.404	27-89	0.303	40-59	0.678	239-7.5	94	65	62	45	42	12
MITCHELL, Darrel	32-0	635	71-172	0.413	42-99	0.424	41-56	0.732	225-7.0	70	67	56	39	45	6
JOHNSON, Shawnsen	3-0	53	8-17	0.471	0-0	0.000	0-4	0.000	16-5.3	21	3	2	7	3	7
GIPSON, Tony	11-0	103	18-36	0.500	8-20	0.400	6-12	0.500	50-4.5	10	6	4	10	7	0
BRIDGEWATER, Brad	32-6	407	41-84	0.488	0-0	0.000	13-27	0.481	95-3.0	59	49	10	21	7	13
WHIPPLE, Xavier	21-13	320	20-38	0.526	5-14	0.357	12-18	0.667	57-2.7	26	23	39	29	8	2
DAVIS, Thomas	14-0	65	15-23	0.652	0-2	0.000	2-5	0.400	32-2.3	15	9	3	5	4	1
TRASK, Courtney	6-0	23	1-2	0.500	0-0	0.000	3-6	0.500	5-0.8	3	0	1	2	1	0
WOLFERT, Paul	6-0	9	1-1	1.000	0-0	0.000	3-4	0.750	5-0.8	0	0	1	0	0	0
BUSH, Tim	10-0	36	3-7	0.429	0-1	0.000	1-5	0.200	7-0.7	15	1	4	3	0	0
MARAVICH, Josh	7-0	10	2-2	1.000	0-0	0.000	0-0	0.000	4-0.6	0	1	0	2	0	0
THOMPSON, Charlie	22-0	144	5-9	0.556	1-4	0.250	1-2	0.500	12-0.5	11	11	17	16	2	0
GREEN, Brian	9-0	14	1-3	0.333	0-0	0.000	1-2	0.500	3-0.3	1	2	0	1	0	0
TEAM										69	5				
LSU	32	6400	851-1767	0.482	215-571	0.377	409-633	0.646	2326-72.7	1124	525	515	446	256	132
Opponents	32	6400	736-1792	0.411	204-577	0.354	354-524	0.676	2030-63.4	1048	592	359	501	238	78

2001-02 -- Record 19-15, 6-10 in the SEC, NIT Second Round, Coach John Brady (Year 5)

	G-GS	MIN	FG-FGA	PCT.	3FG-FGA	PCT.	FT-FTA	PCT.	PTS-AVG.	REB	PF	A	TO	STL	BLK
DUPREE, Ronald	34-34	1,202	220-487	0.452	31-108	0.287	81-145	0.559	552-16.2	290	114	73	107	35	22
TEMPLE III, Collis	21-19	592	92-214	0.430	39-104	0.375	58-71								

Year-by-Year Individual, Team Stats

2000-01 -- Record 13-16, 2-14 in the SEC, Coach John Brady (Year 4)

	G-GS	MIN	FG-FGA	PCT.	3FG-FGA	PCT.	FT-FTA	PCT.	PTS-AVG	REB	PF	A	TO	STL	BLK
DUPREE, Ronald	29-28	1012	183-377	0.485	21-64	0.328	116-166	0.699	503-17.3	256	81	41	88	37	17
TEMPLE III, Collis	29-28	918	134-297	0.451	53-146	0.363	88-120	0.733	409-14.1	133	83	65	78	40	10
BESHARA, Brian	29-29	887	111-299	0.371	48-133	0.361	54-78	0.692	324-11.2	173	89	68	66	47	16
BRIGHT, Torris	29-28	940	104-250	0.416	44-122	0.361	62-85	0.729	314-10.8	81	63	118	110	57	3
ROLAND, Lamont	11-10	317	42-91	0.462	13-32	0.406	15-33	0.455	112-10.2	39	28	52	23	24	4
WILLIAMS, Jermaine	29-20	840	76-153	0.497	5-17	0.294	59-85	0.694	216-7.4	114	53	55	34	42	7
WILSON, Jason	29-1	491	44-87	0.506	0-0	0.000	20-31	0.645	108-3.7	102	72	3	17	7	6
ROYAL, Robert	5-0	37	3-7	0.429	0-0	0.000	4-8	0.500	10-2.0	6	2	3	2	0	0
WARNER, Jack	17-0	50	8-17	0.471	4-11	0.364	6-8	0.750	26-1.5	7	2	3	3	1	0
THOMPSON, Charlie	29-1	306	13-29	0.448	6-13	0.462	8-11	0.727	40-1.4	18	22	28	22	1	0
HARRISON, Jamal	1-0	1	0-0	0.000	0-0	0.000	1-2	0.500	1-1.0	1	0	0	0	0	0
GREEN, Brian	6-0	14	1-5	0.200	0-1	0.000	0-0	0.000	2-0.3	4	2	1	0	1	1
BOZEK, Pete	7-0	21	1-8	0.125	0-2	0.000	0-0	0.000	2-0.3	5	4	1	0	0	1
LANDRY, Brandon	7-0	16	0-4	0.000	0-3	0.000	2-2	1.000	2-0.3	3	3	0	1	0	0
TEAM										78	3		10		
LSU	29	5850	720-1624	0.443	194-544	0.357	435-629	0.692	2069-71.3	1020	507	438	454	257	65
Opponents	29	5860	717-1643	0.436	211-572	0.369	334-598	0.671	1979-68.2	994	567	405	489	225	75

1999-2000 -- Record 28-6, 12-4 in the SEC, SEC Champions, NCAA Sweet 16, Coach John Brady (Year 3)

	G-GS	MIN	FG-FGA	PCT.	3FG-FGA	PCT.	FT-FTA	PCT.	PTS-AVG	REB	PF	A	TO	STL	BLK
SWIFT, Stromile	34-33	1,013	208-342	0.608	7-25	0.280	127-206	0.617	550-16.2	279	88	32	80	50	95
SMITH, Jabari	34-34	969	156-282	0.553	13-35	0.371	100-168	0.595	425-12.5	239	84	75	88	24	33
BESHARA, Brian	34-33	927	126-282	0.447	46-130	0.354	76-106	0.717	374-11.0	174	85	62	74	49	12
ROLAND, Lamont	34-31	1,022	139-328	0.424	34-111	0.306	58-96	0.604	370-10.9	157	73	79	99	56	4
BRIGHT, Torris	34-34	1,137	112-259	0.432	55-138	0.399	60-91	0.659	339-10.0	127	76	147	126	70	7
DUPREE, Ronald	34-0	433	63-136	0.463	2-14	0.143	39-68	0.574	167-4.9	112	45	14	41	15	11
WILLIAMS, Jermaine	31-5	633	45-105	0.429	14-40	0.350	43-56	0.768	147-4.7	73	41	56	34	23	5
TEMPLE III, Collis	33-0	425	37-87	0.425	22-58	0.379	35-46	0.761	131-4.0	53	32	29	35	21	6
BRIDGEWATER, Brad	26-0	181	21-43	0.488	0-0	0.000	3-7	0.429	45-1.7	32	18	3	14	5	6
DAVIS, Edmond	11-0	11	2-4	0.500	0-0	0.000	6-8	0.750	10-0.9	2	3	2	2	0	0
WARNER, Jack	11-0	22	3-6	0.500	1-2	0.500	3-4	0.750	10-0.9	2	1	0	2	0	1
LANDRY, Brandon	8-0	17	2-5	0.400	2-5	0.400	0-0	0.000	6-0.8	1	1	4	2	0	0
GREEN, Brian	9-0	10	1-1	1.000	0-0	0.000	2-2	0.000	4-0.4	4	1	0	1	0	0
TEAM										118	1		5		
LSU	34	6800	915-1880	0.487	196-558	0.351	552-858	0.643	2578-75.8	1373	549	503	593	313	180
Opponents	34	6800	781-2046	0.382	233-745	0.313	337-531	0.635	2132-62.7	1100	743	402	461	265	60

1998-99 -- Record 12-15, 4-12 in the SEC, Coach John Brady (Year 2)

	G-GS	MIN	FG-FGA	PCT.	3FG-FGA	PCT.	FT-FTA	PCT.	PTS-AVG	REB	PF	A	TO	STL	BLK
CARTER, Maurice	27-27	950	159-363	0.438	71-171	0.415	77-120	0.642	466-17.3	155	55	32	70	29	8
SMITH, Jabari	27-24	808	115-227	0.507	12-49	0.245	100-145	0.690	342-12.7	262	73	51	95	32	32
BESHARA, Brian	26-26	706	109-234	0.466	28-65	0.431	39-63	0.619	285-11.0	138	94	55	73	30	5
SWIFT, Stromile	16-7	319	45-110	0.409	1-8	0.125	30-50	0.600	121-7.6	69	43	5	46	15	35
ANDERSON, Willie	17-16	452	42-106	0.396	10-44	0.227	30-48	0.625	124-7.3	50	49	50	41	17	1
WILLIAMS, Jermaine	26-4	534	48-110	0.436	19-46	0.413	25-32	0.781	140-5.4	80	31	33	31	13	4
CARTER, Cedric	9-2	139	16-33	0.485	0-0	0.000	8-16	0.500	40-4.4	44	17	4	19	2	1
MANICE, Omar-Seli	26-10	493	26-75	0.347	4-25	0.160	30-40	0.750	86-3.3	49	29	52	35	13	3
COOPER, Darryl	26-8	362	23-66	0.348	6-18	0.333	20-37	0.541	72-2.8	28	36	22	39	17	3
BRIDGEWATER, Brad	24-0	176	21-52	0.404	0-0	0.000	7-13	0.538	49-2.0	43	30	4	15	2	6
LEDoux, Marqus	16-0	120	10-38	0.263	0-8	0.000	7-17	0.412	27-1.7	19	11	4	15	3	3
WARNER, Jack	5-0	8	1-3	0.333	1-2	0.500	5-6	0.833	8-1.6	0	1	0	0	0	0
WOLFE, Jamaal	24-11	431	10-44	0.227	2-15	0.133	11-18	0.611	33-1.4	38	24	60	53	16	1
LANDRY, Brandon	2-0	2	0-0	0.000	0-0	0.000	0-0	0.000	0-0.0	0	2	0	1	0	0
TEAM										96	2		1		
LSU	27	5500	625-1461	0.427	154-451	0.341	389-605	0.643	1793-66.4	1071	497	372	534	189	102
Opponents	27	5500	676-1675	0.404	177-519	0.341	332-493	0.673	1861-68.9	949	537	355	384	290	69

1997-98 -- Record 9-18, 2-14 in the SEC, Coach John Brady (Year 1)

	G-GS	MIN	FG-FGA	PCT.	3FG-FGA	PCT.	FT-FTA	PCT.	PTS-AVG	REB	PF	A	TO	STL	BLK
CARTER, Maurice	27-25	863	131-313	0.419	44-131	0.336	82-111	0.739	388-14.4	101	47	44	72	21	5
ANDERSON, Willie	27-25	903	103-254	0.406	33-104	0.317	84-118	0.712	323-12.0	87	63	64	94	31	2
WASHINGTON, Rogers	23-21	637	77-191	0.403	19-61	0.311	38-59	0.644	211-9.2	95	71	25	55	16	7
COLLINS, DeJuan	23-20	718	55-169	0.325	23-64	0.359	69-97	0.711	202-8.8	86	50	79	93	34	4
CARTER, Cedric	27-19	602	86-153	0.562	1-2	0.500	45-82	0.549	218-8.1	164	74	14	55	8	16
CASTON, Rhodaria	27-8	477	40-85	0.471	0-1	0.000	31-59	0.525	111-4.1	115	32	14	24	8	0
EARL, Louis	26-7	342	38-74	0.514	0-0	0.000	13-28	0.464	89-3.4	78	48	11	34	20	7
POTTS, Chico	26-1	268	25-76	0.329	16-49	0.327	10-15	0.667	76-2.9	58	22	17	16	8	1
WOMACK, Leroy	5-0	28	4-10	0.400	3-6	0.500	0-0	0.000	11-2.2	8	5	0	4	0	1
TUCKER, Reggie	26-9	513	18-29	0.621	0-3	0.000	10-23	0.435	46-1.8	68	50	43	36	17	4
WARNER, Jack	5-0	45	2-9	0.222	1-4	0.250	0-0	0.000	5-1.0	2	6	3	4	3	0
COMEAU, Jeremy	2-0	4	0-1	0.000	0-0	0.000	0-0	0.000	0-0.0	1	1	0	0	0	0
TEAM										109					
LSU	27	5400	579-1364	0.425	140-425	0.329	382-592	0.645	1680-62.2	972	469	314	487	166	47
Opponents	27	5400	655-1546	0.424	151-452	0.334	304-464	0.655	1765-65.4	886	534	315	379	246	119

1996-97 -- Record 10-20, 3-13 in the SEC, Coach Dale Brown (Year 25)

	G-GS	MIN	FG-FGA	PCT.	3FG-FGA	PCT.	FT-FTA	PCT.	PTS-AVG	REB	PF	A	TO	STL	BLK
SPENCER, Duane	30-30	992	158-324	0.488	20-41	0.488	116-155	0.748	452-15.1	230	104	40	88	27	16
CARTER, Maurice	28-23	689	103-262	0.393	15-64	0.234	52-69	0.754	273-9.8						

Year-by-Year Individual, Team Stats

1995-96 -- Record 12-17, 4-12 in the SEC, Coach Dale Brown (Year 24)

	G-GS	MIN	FG-FGA	PCT.	3FG-FGA	PCT.	FT-FTA	PCT.	PTS-AVG	REB	PF	A	TO	STL	BLK
HENDERSON, Ronnie	23-21	717	183-397	0.461	49-146	0.336	87-127	0.685	502-21.8	107	68	32	60	40	14
FORD, Deuce	17-15	485	71-182	0.390	17-57	0.298	36-49	0.735	195-11.5	91	40	39	25	27	8
RUBCHENKO, Roman	29-29	740	107-237	0.451	28-79	0.354	84-114	0.737	326-11.2	201	110	33	55	27	18
SPENCER, Duane	26-19	623	72-185	0.389	9-31	0.290	52-70	0.743	205-7.9	147	62	37	69	22	15
MUTAVDZIC, Misha	29-10	477	81-153	0.529	0-0	0.000	50-67	0.746	212-7.3	128	78	11	36	18	13
CARTER, Maurice	26-6	414	62-158	0.392	27-77	0.351	21-37	0.568	172-6.6	60	29	21	27	17	6
LIVINGSTON, Randy	13-12	318	24-83	0.289	1-20	0.050	30-38	0.789	79-6.1	30	23	69	37	27	2
WASHINGTON, Rogers	26-8	533	56-121	0.463	13-38	0.342	29-52	0.558	154-5.9	98	45	23	32	14	11
NOLLEY, Landers	28-6	385	60-136	0.441	22-66	0.333	18-34	0.529	160-5.7	60	44	29	34	17	2
NABORS, Gene	29-14	625	55-159	0.346	23-77	0.299	17-28	0.607	150-5.2	69	38	95	48	43	1
BOSLEY II, David	23-2	183	19-45	0.422	5-20	0.250	16-25	0.640	59-2.6	28	18	33	20	5	0
SCOTT, Garrick	11-0	78	9-15	0.600	0-0	0.000	8-14	0.571	26-2.4	23	18	1	8	6	5
THOMAS, Quenton	5-0	45	2-11	0.182	0-2	0.000	0-0	0.000	4-0.8	6	7	12	12	4	1
SHEPPARD, Nick	22-3	147	6-18	0.333	0-0	0.000	4-16	0.250	16-0.7	41	32	1	15	3	6
WALTON, Adam	12-0	30	2-11	0.182	0-1	0.000	1-2	0.500	5-0.4	7	2	2	3	3	0
TEAM										105					
LSU	29	5800	809-1911	0.423	194-614	0.316	453-673	0.673	2265-78.1	1201	614	438	481	273	102
Opponents	29	5800	786-1823	0.431	221-646	0.342	507-758	0.669	2300-79.3	1146	593	482	473	238	88

1994-95 -- Record 12-15, 6-10 in the SEC, Coach Dale Brown (Year 23)

	G-GS	MIN	FG-FGA	PCT.	3FG-FGA	PCT.	FT-FTA	PCT.	PTS-AVG	REB	PF	A	TO	STL	BLK
HENDERSON, Ronnie	27-27	977	219-511	0.429	68-212	0.321	124-169	0.734	630-23.3	142	71	59	78	35	16
LIVINGSTON, Randy	16-16	550	81-185	0.438	20-65	0.308	42-62	0.677	224-14.0	65	41	151	86	40	3
CEASAR, Clarence	22-17	735	111-275	0.404	27-94	0.287	29-41	0.707	278-12.6	153	76	57	66	66	17
NOLLEY, Landers	27-15	906	106-248	0.427	37-88	0.420	40-53	0.755	289-10.7	126	77	57	76	25	5
RUBCHENKO, Roman	27-18	617	103-204	0.505	16-44	0.364	42-67	0.627	264-9.8	158	79	29	52	17	16
MUTAVDZIC, Misha	26-14	431	75-141	0.532	0-0	0.000	34-57	0.596	184-7.1	116	75	11	39	15	24
JOHNSON, Alonzo	26-2	247	30-51	0.588	0-0	0.000	27-37	0.730	87-3.3	65	48	1	15	3	14
BOSLEY II, David	22-1	234	16-49	0.327	10-25	0.400	19-28	0.679	61-2.8	27	22	44	33	12	0
THOMAS, Quenton	27-11	436	23-40	0.575	6-10	0.600	11-23	0.478	63-2.3	44	68	61	53	15	5
SCOTT, Garrick	27-14	369	23-57	0.404	0-0	0.000	16-35	0.457	62-2.3	83	75	9	21	13	19
PALFI, Djole	7-0	23	4-9	0.444	1-3	0.333	0-0	0.000	9-1.3	4	5	0	2	0	1
TEAM										121					
LSU	27	4645	791-1770	0.447	185-541	0.342	384-572	0.671	2151-79.7	1103	637	479	521	241	120
Opponents	27	4645	718-1666	0.431	226-629	0.359	529-784	0.675	2191-81.2	1022	541	449	486	269	86

1993-94 -- Record 11-16, 5-11 in the SEC, Coach Dale Brown (Year 22)

	G-GS	MIN	FG-FGA	PCT.	3FG-FGA	PCT.	FT-FTA	PCT.	PTS-AVG	REB	PF	A	TO	STL	BLK
BRANDON, Jamie	27-26	873	151-324	0.466	26-83	0.313	117-162	0.722	445-16.5	155	72	54	69	39	4
HENDERSON, Ronnie	27-8	678	144-381	0.378	72-228	0.316	69-97	0.711	429-15.9	96	67	31	55	29	12
CEASAR, Clarence	27-24	839	152-343	0.443	47-131	0.359	44-73	0.603	395-14.6	169	99	49	77	80	12
BURNS, Lenear	27-27	792	92-170	0.541	2-17	0.118	65-98	0.663	251-9.3	146	78	20	37	25	7
OWENS, Andre	24-17	679	80-201	0.398	19-52	0.365	36-52	0.692	215-9.0	39	50	96	43	26	4
GIPSON, Sean	27-18	594	59-138	0.428	1-4	0.250	36-58	0.621	155-5.7	137	54	45	45	27	8
TITUS, Brandon	27-11	474	46-120	0.383	5-17	0.294	15-33	0.455	112-4.1	55	54	52	51	27	1
ROUBTCHENKO, Roman	24-2	276	31-78	0.397	10-25	0.400	20-31	0.645	92-3.8	78	55	10	24	11	5
JACKSON, Glover	23-1	175	18-42	0.429	0-0	0.000	15-33	0.455	51-2.2	47	35	5	17	6	15
ANNISON, Doug	2-0	6	0-2	0.000	0-0	0.000	3-4	0.750	3-1.5	4	1	0	1	0	0
BOSLEY II, David	12-1	64	3-9	0.333	2-7	0.286	5-10	0.500	13-1.1	5	12	9	15	1	0
TEAM										104					
LSU	27	5450	776-1808	0.429	194-564	0.326	425-651	0.653	2161-80.0	1035	576	371	434	271	68
Opponents	27	5450	809-1655	0.489	164-484	0.339	413-671	0.616	2195-81.3	1082	543	491	515	172	119

1992-93 -- Record 22-11, 9-7 in the SEC, NCAA Tournament, Coach Dale Brown (Year 21)

	G-GS	MIN	FG-FGA	PCT.	3FG-FGA	PCT.	FT-FTA	PCT.	PTS-AVG	REB	PF	A	TO	STL	BLK
HAMMINK, Geert	32-30	970	190-382	0.497	0-2	0.000	108-148	0.730	488-15.3	325	90	61	96	30	30
BRANDON, Jamie	26-15	616	109-224	0.487	27-53	0.509	62-89	0.697	307-11.8	128	48	30	38	29	3
WILLIAMSON, Maurice	25-5	474	85-210	0.405	32-90	0.356	57-79	0.722	259-10.4	59	52	34	48	26	1
CEASAR, Clarence	32-22	776	126-332	0.380	38-112	0.339	25-43	0.581	315-9.8	199	99	54	58	74	28
GIPSON, Sean	33-22	782	110-249	0.442	0-1	0.000	85-117	0.726	305-9.2	161	64	56	50	45	8
OWENS, Andre	33-26	899	96-214	0.449	18-59	0.305	56-84	0.667	266-8.1	64	61	90	63	41	10
HANSEN, Mike	28-18	490	58-126	0.460	38-84	0.452	12-16	0.750	166-5.9	29	24	39	16	9	1
JOHNSON, Paul	33-17	718	57-153	0.373	28-77	0.364	38-60	0.633	180-5.5	48	56	86	39	29	2
ANNISON, Doug	33-3	358	47-116	0.405	6-28	0.214	38-56	0.679	138-4.2	57	53	18	31	14	0
BURNS, Lenear	29-7	337	43-81	0.531	2-5	0.400	27-51	0.529	115-4.0	72	22	12	27	10	16
TITUS, Brandon	22-0	108	16-38	0.421	3-7	0.429	5-7	0.714	40-1.8	17	12	8	10	4	0
GOEHRING, Kirk	16-0	66	4-23	0.174	1-4	0.250	1-2	0.500	10-0.6	6	16	4	6	4	1
ROUBTCHENKO, Roman	13-0	31	3-7	0.429	0-3	0.000	2-2	1.000	8-0.6	11	3	1	4	1	0
TEAM										115					
LSU	33	6625	944-2155	0.438	193-525	0.368	516-754	0.684	2597-78.7	1291	600	493	486	316	100
Opponents	33	6625	919-1982	0.464	192-595	0.323	403-647	0.623	2433-73.7	1208	652	530	592	158	237

1991-92 -- Record 21-10, 12-4 in the SEC, NCAA Tournament, Coach Dale Brown (Year 20)

	G-GS	MIN	FG-FGA	PCT.	3FG-FGA	PCT.	FT-FTA	PCT.	PTS-AVG	REB	PF	A	TO	STL	BLK
O'NEAL, Shaquille	30-30	959	294-478	0.615	0-0	0.000	134-254	0.528	722-24.1	421	86	46	103	29	157
SINGLETON, Vernel	31-30	998	162-279	0.581	1-2	0.500	119-165	0.721	444-14.3	205	74	57	86	32	11
CEASAR, Clarence	31-28	841	130-336	0.387	63-190	0.332	32-47	0.681	355-11.5	149	102	74	70	90	15
BRANDON, Jamie	29-20	746	109-240	0.454	19-52	0.365	66-90	0.733	303-10.4</						

Year-by-Year Individual, Team Stats

1990-91 -- Record 21-10, 12-4 in the SEC, SEC Champions, NCAA Tournament, Coach Dale Brown (Year 19)

	G-GS	MIN	FG-FGA	PCT.	3FG-FGA	PCT.	FT-FTA	PCT.	PTS-AVG	REB	PF	A	TO	STL	BLK
O'NEAL, Shaquille	28-28	881	312-497	0.628	0-0	0.000	150-235	0.638	774-27.6	411	79	45	99	41	140
SINGLETON, Vernel	30-30	902	159-307	0.518	0-6	0.000	137-188	0.729	455-15.2	177	87	49	85	41	11
HANSEN, Mike	27-24	829	125-292	0.428	58-154	0.377	36-42	0.857	344-12.7	58	42	66	49	23	2
GRIGGS, Shawn	29-28	688	97-187	0.519	11-29	0.379	50-91	0.549	255-8.8	109	87	83	60	81	22
BOUDREAU, Harold	30-7	535	99-229	0.432	21-69	0.304	34-57	0.596	253-8.4	119	72	31	45	27	7
PUGH, T.J.	30-29	945	61-131	0.466	15-44	0.341	61-84	0.726	198-6.6	110	70	196	87	59	5
SIMS, Wayne	23-1	338	59-151	0.391	4-23	0.174	23-35	0.657	145-6.3	77	30	22	16	13	5
HAMMINK, Geert	27-2	228	44-104	0.423	0-1	0.000	36-44	0.818	124-4.6	78	31	11	23	7	2
BURNS, Lenear	30-1	318	34-93	0.366	8-26	0.308	16-23	0.696	92-3.1	51	26	18	21	11	4
PICOU, John	28-0	181	11-30	0.367	3-14	0.214	14-22	0.636	39-1.4	10	36	30	33	4	0
KRAJEWSKI, Richard	16-0	65	7-12	0.583	0-0	0.000	8-9	0.889	22-1.4	18	3	3	2	4	0
MOSCOVITZ, Danny	16-0	90	2-7	0.286	0-2	0.000	8-10	0.800	12-0.8	8	9	12	18	5	0
TEAM									90						
LSU	30	6000	1010-2040	0.495	120-368	0.326	573-840	0.682	2713-90.4	1316	572	566	538	316	198
Opponents	30	6000	903-2129	0.424	190-537	0.354	427-621	0.688	2423-80.8	1161	634	479	537	260	76

1989-90 -- Record 23-9, 12-6 in the SEC, NCAA Tournament, Coach Dale Brown (Year 18)

	G-GS	MIN	FG-FGA	PCT.	3FG-FGA	PCT.	FT-FTA	PCT.	PTS-AVG	REB	PF	A	TO	STL	BLK
JACKSON, Chris	32-32	1,202	305-662	0.461	88-246	0.358	191-210	0.910	889-27.8	81	66	102	117	52	1
ROBERTS, Stanley	32-20	859	200-347	0.576	0-1	0.000	51-111	0.459	451-14.1	315	122	40	56	20	60
O'NEAL, Shaquille	32-28	901	180-314	0.573	0-0	0.000	85-153	0.556	445-13.9	385	122	61	93	38	115
WILLIAMSON, Maurice	31-17	841	134-273	0.491	134-273	0.491	72-111	0.649	377-12.2	72	95	118	81	55	5
SINGLETON, Vernel	32-15	685	98-166	0.590	0-1	0.000	73-125	0.584	269-8.4	152	94	27	28	26	19
SIMS, Wayne	32-28	870	108-219	0.493	2-11	0.182	31-41	0.756	249-7.8	154	51	58	54	22	11
DEVALL, Randy	32-16	733	55-128	0.430	21-58	0.362	19-29	0.655	150-4.7	117	76	106	60	28	4
BOUDREAU, Harold	32-4	265	32-70	0.457	5-12	0.417	8-12	0.667	77-2.4	66	26	8	18	10	8
TRACEY, Dennis	6-0	24	0-2	0.000	0-0	0.000	4-7	0.571	4-0.7	3	1	4	1	1	0
KRAJEWSKI, Richard	26-0	95	4-13	0.308	0-0	0.000	2-5	0.400	10-0.4	14	8	2	6	3	2
TEAM									98						
LSU	32	6475	1116-2194	0.509	153-426	0.359	536-804	0.667	2921-91.3	1457	661	526	514	255	225
Opponents	32	6475	901-2222	0.405	257-734	0.350	561-800	0.701	2620-81.9	1223	676	461	471	274	83

1988-89 -- Record 20-12, 11-7 in the SEC, NCAA Tournament, Coach Dale Brown (Year 17)

	G-GS	MIN	FG-FGA	PCT.	3FG-FGA	PCT.	FT-FTA	PCT.	PTS-AVG	REB	PF	A	TO	STL	BLK
JACKSON, Chris	32-32	1,180	359-739	0.486	84-216	0.389	163-200	0.815	965-30.2	108	70	130	113	55	6
BLANTON, Ricky	32-32	1,231	250-483	0.518	40-99	0.404	108-136	0.794	648-20.3	261	79	147	87	47	12
SIMS, Wayne	32-32	1,125	183-373	0.491	1-1	1.000	57-76	0.750	424-13.3	244	98	39	36	19	41
SINGLETON, Vernel	32-27	918	121-212	0.571	0-0	0.000	103-132	0.780	345-10.8	250	113	27	59	37	26
MOULTON, Lyle	32-27	762	101-248	0.407	24-67	0.358	37-48	0.771	263-8.2	103	96	88	49	52	7
GRANT, Russell	18-4	150	20-47	0.426	18-37	0.486	12-16	0.750	70-3.9	13	19	15	7	5	1
SCOTT, Lester	18-0	84	21-39	0.538	3-7	0.429	8-9	0.889	53-2.9	8	10	4	9	1	1
TRACEY, Dennis	32-1	476	24-62	0.387	7-24	0.292	37-50	0.740	92-2.9	46	70	48	41	35	2
HAMMINK, Geert	25-0	203	19-41	0.463	0-0	0.000	11-27	0.407	49-2.0	54	44	4	16	4	3
McKENZIE, Kyle	22-0	127	7-30	0.233	2-10	0.200	13-15	0.867	29-1.3	16	22	14	11	4	0
USSERY, Stephen	7-0	14	3-8	0.375	0-0	0.000	0-1	0.000	6-0.9	2	6	2	2	2	1
KRAJEWSKI, Richard	26-5	160	6-19	0.316	0-0	0.000	8-12	0.667	20-0.8	36	25	5	5	6	3
CORMIER, Jason	6-0	20	1-2	0.500	0-0	0.000	0-1	0.000	2-0.3	3	2	2	1	0	0
TEAM									92						
LSU	32	6450	1115-2303	0.484	179-461	0.388	557-723	0.770	2966-92.7	1236	654	525	436	267	103
Opponents	32	6450	1096-2263	0.484	163-452	0.361	506-752	0.674	2861-89.4	1344	636	545	519	231	114

1987-88 -- Record 16-14, 10-8 in the SEC, NCAA Tournament, Coach Dale Brown (Year 16)

	G-GS	MIN	FG-FGA	PCT.	3FG-FGA	PCT.	FT-FTA	PCT.	PTS-AVG	REB	PF	A	TO	STL	BLK
BLANTON, Ricky	30-30	1,122	196-384	0.510	6-13	0.462	113-153	0.739	511-17.0	265	80	107	76	33	2
VARGAS, Jose	30-27	922	171-334	0.512	0-0	0.000	94-148	0.635	436-14.5	247	90	22	87	26	31
JOE, Darryl	30-27	879	122-285	0.428	38-104	0.365	74-103	0.718	356-11.9	82	108	77	61	80	4
SIMS, Wayne	30-13	789	122-235	0.519	0-0	0.000	45-59	0.763	289-9.6	128	77	25	30	10	5
MONTENEGRO, Hernan	4-3	80	12-37	0.324	0-4	0.000	6-10	0.600	30-7.5	26	14	6	13	2	1
WOODSIDE, Bernard	30-30	1,012	66-168	0.393	14-44	0.318	27-49	0.551	173-5.8	126	91	136	87	32	8
MOULTON, Lyle	27-2	297	43-104	0.413	9-25	0.360	16-21	0.762	111-4.1	41	36	24	23	16	2
IRVIN, Fess	28-14	508	31-91	0.341	3-14	0.214	36-42	0.857	101-3.6	35	39	46	26	14	0
McDONALD, Ben	6-0	29	5-9	0.556	0-2	0.000	5-6	0.833	15-2.5	9	0	3	1	0	0
McKENZIE, Kyle	23-0	183	18-49	0.367	9-32	0.281	7-11	0.636	52-2.3	9	24	7	17	2	0
GRIFFITH, Parker	16-0	107	8-21	0.381	6-12	0.500	3-4	0.750	25-1.6	6	12	8	7	0	0
BUKUMIROVICH, Neboisha	18-4	68	3-7	0.429	1-3	0.333	4-4	1.000	11-0.6	8	9	7	10	3	0
GRANT, Russell	11-0	25	1-6	0.167	1-6	0.167	0-1	0.000	3-0.3	1	7	0	2	0	0
KINCHEN, Todd	1-0	4	0-2	0.000	0-1	0.000	0-1	0.000	0-0.0	0	0	0	0	1	0
TEAM									97						
LSU	30	6025	798-1732	0.461	87-260	0.335	430-612	0.703	2113-70.4	1080	587	468	440	219	53
Opponents	30	6025	769-1713	0.449	118-356	0.331	416-602	0.691	2072-69.1	1039	557	400	437	173	77

1986-87 -- Record 24-15, 8-10 in the SEC, NCAA Elite 8, Coach Dale Brown (Year 15)

	G-GS	MIN	FG-FGA	PCT.	3FG-FGA	PCT.	FT-FTA	PCT.	PTS-AVG	REB	PF	A	TO	STL	BLK
WILSON, Anthony	38-38	1,338	233-517	0.451	95-224	0.424	71-87	0.816	632-16.6	133	85	86	113	59	6
WILSON, Nikita	35-33	1,219	220-429	0.513	0-0	0.000	105-156	0.673	545-15.6	244	94	24	76	20	30
JOE, Darryl	37-30	931	106-262	0.405	33-101	0.327	73-98	0.745	318-8.6	107	117	92	74	93	3
VARGAS, Jose	38-14	764	120-231	0.519	0-0	0.000	63-118	0.534	303-8.0	184	104	11	71	23	44
BROWN, Oliver	38-26	1,069	109-215	0.507	0-0	0.000	67-118	0.568	285-7.5	277	98	80	69	66</	

Year-by-Year Individual, Team Stats

1985-86 -- Record 26-12, 9-9 in the SEC, NCAA Final Four, Coach Dale Brown (Year 14)

	GM	MIN	FG-FGA	PCT.	FT-FTA	PCT.	PTS-AVG	REB	PF	A	TO	STL	BLK
WILLIAMS, John	37-36	1,277	269-540	0.498	120-155	0.774	658-17.8	313	107	121	95	45	22
TAYLOR, Derrick	38-38	1,342	221-439	0.503	81-92	0.880	523-13.8	65	87	149	79	84	0
WILSON, Nikita	18-17	520	90-165	0.545	56-71	0.789	236-13.1	108	47	17	35	18	12
REDDEN, Don	38-38	1,073	197-385	0.512	99-117	0.846	493-13.0	181	78	102	101	48	1
WILSON, Anthony	38-14	990	161-332	0.485	44-50	0.880	366-9.6	109	72	49	41	39	3
BLANTON, Ricky	38-21	869	94-159	0.591	52-80	0.650	240-6.3	188	69	37	49	23	5
JOVANOVIĆ, Zoran	11-0	130	16-34	0.471	14-21	0.667	46-4.2	31	23	0	15	1	6
VARGAS, Jose	37-18	478	47-101	0.465	17-33	0.515	111-3.0	94	67	5	39	9	21
BROWN, Oliver	37-8	548	38-79	0.481	16-34	0.471	92-2.5	78	45	45	43	22	3
WOODSIDE, Bernard	31-0	183	18-41	0.439	11-22	0.500	47-1.5	23	28	15	22	5	2
BUMIROVIĆ, Neboisha	28-0	169	13-34	0.382	12-17	0.706	38-1.4	8	27	32	20	9	0
CARRIER, Chris	2-0	5	1-1	1.000	0-1	0.000	2-1.0	0	2	0	0	0	0
CONLEY, Ocie	14-0	36	4-13	0.308	6-10	0.600	14-1.0	6	5	2	4	3	0
WILSON, Edwin	13-0	30	1-4	0.250	9-13	0.692	11-0.8	0	0	6	6	0	0
LSU	38	7650	1170-2327	0.503	537-716	0.750	2877-75.7	1298	657	577	549	306	75
Opponents	38	7650	1113-2257	0.493	453-645	0.702	2679-70.5	1220	710	560	609	241	118

1984-85 -- Record 19-10, 13-5 in the SEC, SEC Champions, NCAA Tournament, Coach Dale Brown (Year 13)

	G-GS	MIN	FG-FGA	PCT.	FT-FTA	PCT.	PTS-AVG	REB	PF	A	TO	STL	BLK
WILSON, Nikita	29-29	933	183-313	0.585	70-90	0.778	436-15.0	201	83	12	65	20	25
WILLIAMS, John	29-28	935	163-305	0.534	62-81	0.765	388-13.4	190	90	86	74	40	10
REYNOLDS, Jerry	29-24	803	128-255	0.502	64-107	0.598	320-11.0	176	71	105	81	48	11
REDDEN, Don	29-23	699	110-251	0.438	62-71	0.873	282-9.7	74	59	83	59	27	2
TAYLOR, Derrick	29-18	738	108-234	0.462	48-59	0.814	264-9.1	49	69	66	43	27	1
BLANTON, Ricky	29-1	333	41-67	0.612	20-33	0.606	102-3.5	52	28	23	14	8	0
VANCE, Damon	6-2	42	10-17	0.588	0-1	0.000	20-3.3	2	7	1	3	3	0
VARGAS, Jose	25-11	256	34-72	0.472	13-23	0.565	81-3.2	51	35	2	18	5	4
BROWN, Dennis	25-6	332	30-69	0.435	6-13	0.462	66-2.6	28	55	40	40	18	2
BROWN, Oliver	28-0	361	30-62	0.484	13-24	0.542	73-2.6	62	35	27	16	20	6
JOVANOVIĆ, Zoran	20-3	164	16-36	0.444	8-9	0.889	40-2.0	43	29	5	11	3	4
CONLEY, Ocie	11-0	41	5-18	0.278	7-11	0.636	17-1.5	8	3	2	3	1	0
WILSON, Anthony	19-0	120	11-33	0.333	6-7	0.857	28-1.5	14	13	5	7	4	0
BUKUMIROVIĆ, Neboisha	15-0	53	6-13	0.462	0-2	0.000	12-0.8	1	10	11	9	0	0
LSU	29	5810	875-1745	0.501	379-531	0.714	2129-73.4	1020	571	468	444	224	65
Opponents	29	5810	773-1636	0.472	467-634	0.737	2013-69.4	918	545	361	447	189	62

1983-84 -- Record 18-11, 13-5 in the SEC, NCAA Tournament, Coach Dale Brown (Year 12)

	G-GS	MIN	FG-FGA	PCT.	FT-FTA	PCT.	PTS-AVG	REB	PF	A	TO	STL	BLK
REYNOLDS, Jerry	29-28	899	162-307	0.528	86-158	0.544	410-14.1	239	97	45	91	81	18
TAYLOR, Derrick	29-22	845	142-316	0.449	104-128	0.813	388-13.4	50	90	99	65	45	1
MITCHELL, Leonard	24-19	699	114-230	0.496	58-101	0.574	286-11.9	176	70	35	47	25	20
REDDEN, Don	28-11	614	97-218	0.445	93-112	0.830	287-10.3	114	60	26	45	17	0
TUDOR, John	29-29	919	103-221	0.466	33-53	0.623	239-8.2	103	76	104	55	35	1
WILSON, Nikita	28-14	520	70-130	0.538	27-48	0.563	167-6.0	146	79	8	33	9	10
JOHNSON, Steffond	18-6	198	27-57	0.474	19-25	0.760	73-4.1	55	36	8	27	11	0
JONES, Johnny	26-11	363	29-74	0.392	19-30	0.633	77-3.0	21	48	36	40	21	0
WILSON, Anthony	24-1	164	29-62	0.468	5-5	1.000	63-2.6	16	16	8	14	4	1
BROWN, Dennis	25-0	207	17-49	0.347	19-31	0.613	53-2.1	16	35	25	19	12	1
BROWN, Oliver	20-1	149	14-40	0.350	14-27	0.519	42-2.1	27	14	5	8	2	2
VANCE, Damon	21-2	163	14-40	0.350	12-25	0.480	40-1.9	34	29	5	9	4	8
COJOE, Theron	20-1	98	7-18	0.389	13-18	0.722	27-1.4	26	18	1	6	3	0
JOHNSON, Joe	12-0	28	1-5	0.200	6-12	0.500	8-0.7	6	7	1	3	3	0
LSU	29	5865	826-1767	0.467	508-744	0.656	2160-74.5	1084	575	406	465	275	62
Opponents	29	5865	770-1636	0.471	533-747	0.714	2073-71.5	1079	655	366	515	167	82

1982-83 -- Record 19-13, 10-8 in the SEC, NCAA Tournament, Coach Dale Brown (Year 11)

	G-GS	MIN	FG-FGA	PCT.	FT-FTA	PCT.	PTS-AVG	REB	PF	A	TO	STL	BLK
CARTER, Howard	32-32	1,104	234-472	0.496	96-114	0.842	564-17.6	151	85	56	31	4	4
MITCHELL, Leonard	31-31	1,105	186-346	0.538	83-135	0.615	455-14.7	282	101	20	47	31	24
REYNOLDS, Jerry	32-30	888	126-236	0.534	88-142	0.620	340-10.6	198	90	61	65	24	24
BLACK, Tyrone	30-3	500	96-191	0.503	27-36	0.750	219-7.3	110	56	6	7	7	7
REDDEN, Don	8-1	122	19-45	0.422	19-25	0.760	57-7.1	27	18	4	5	1	1
TUDOR, John	32-20	848	88-179	0.492	39-57	0.684	215-6.7	99	70	89	40	2	2
JONES, Johnny	31-23	903	61-156	0.391	80-111	0.721	202-6.5	54	86	124	55	1	1
JOHNSON, Steffond	26-14	349	57-120	0.475	31-65	0.477	145-5.6	93	56	7	6	4	4
PERKINS, Greg	27-2	375	31-88	0.352	16-27	0.593	78-2.9	45	48	23	13	4	4
STANFEL, Rich	17-2	123	12-28	0.429	9-20	0.450	33-1.9	29	29	1	1	2	2
GREEN, Donald	19-2	85	4-9	0.444	10-13	0.769	18-0.9	6	9	12	2	0	0
COJOE, Theron	17-0	73	3-12	0.250	2-8	0.250	8-0.5	21	15	2	0	0	0
LSU	32	6475	917-1882	0.487	377-570	0.661	2334-72.9	1190	663	405	272	80	80
Opponents	32	6475	858-1848	0.464	439-655	0.670	2155-67.3	1078	669	400	175	80	80

1981-82 -- Record 14-14, 11-7 in the SEC, NIT, Coach Dale Brown (Year 10)

	G-GS	MIN	FG-FGA	PCT.	FT-FTA	PCT.	PTS-AVG	REB	PF	A	TO	STL	BLK
CARTER, Howard	28-28	1,092	199-420	0.474	69-95	0.726	467-16.7	156	79	44	29	1	1
TAYLOR, Derrick	28-24	943	151-313	0.482	113-153	0.739	415-14.8	52	94	90	51	4	4
MITCHELL, Leonard	27-27	923	160-293	0.546	57-93	0.613	377-14.0	206	83	26	44	11	11
JOHNSON, Steffond	26-6	390	50-101	0.495	41-60	0.683	141-5.4	103	68	16	7	3	3
JONES, Johnny	28-19	664	62-142	0.437	16-31	0.516	140-5.0	31	67	48	33	2	2
BLACK, Tyrone	23-6	223	47-93	0.505	11-16	0.688	105-4.6	47	25	2	1	2	2
ALLEN, Drexal	26-0	252	31-73	0.425	31-42	0.738	93-3.6	17	24	10	14	1	1
TUDOR, John	28-19	728	32-66	0.485	12-33	0.364	76-2.7	80	60	55	23	1	1
BORNER, Ray	25-10	240	21-62	0.339	9-23	0.391	51-2.0	47	53	8	5	4	4
ENGLAND, Matt	2-0	14	0-0	0.000	4-6	0.667	4-2.0	0	2	0	0	0	0
KISTLER, Brian	13-0	46	3-9	0.333	9-11	0.818	15-1.2	11	9	1	1	0	0
COSTELLO, Joe	16-1	110	6-17	0.353	5-7	0.714	17-1.1	13	2	9	1	1	1
LSU	28	5625	762-1589	0.480	377-570	0.661	1901-67.9	825	570	392	298	79	79
Opponents	28	5625	759-1485	0.511	378-557	0.679	1896-67.7	994	576	389	125	81	81

Year-by-Year Individual, Team Stats

1980-81 -- Record 31-5, 17-1 in the SEC, SEC Champions, NCAA Final Four, Coach Dale Brown (Year 9)

	G-GS	MIN	FG-FGA	PCT.	FT-FTA	PCT.	PTS-AVG	REB	PF	A	STL	BLK
CARTER, Howard	36-36	1,209	233-450	0.518	110-137	0.803	576-16.0	148	101	75	40	6
MACKLIN, Durand (Rudy)	36-36	1,147	223-357	0.625	127-180	0.706	573-15.9	351	113	28	30	13
MARTIN, Ethan	34-34	1,058	131-303	0.432	129-172	0.750	391-11.5	98	98	190	83	0
MITCHELL, Leonard	36-36	1,105	170-333	0.511	50-88	0.568	390-10.8	258	110	28	35	20
COOK, Greg	33-28	943	119-211	0.564	66-93	0.710	304-9.2	175	113	53	32	3
SIMS, Willie	35-2	646	107-207	0.517	84-121	0.694	298-8.5	81	65	55	30	3
BLACK, Tyrone	21-6	153	31-60	0.517	7-12	0.583	69-3.3	35	17	1	1	6
JONES, Johnny	36-1	477	46-130	0.354	25-49	0.510	117-3.3	34	58	61	27	0
TUDOR, John	33-0	235	19-43	0.442	27-47	0.574	65-2.0	27	28	13	13	1
ENGLAND, Matt	11-0	33	3-14	0.214	10-16	0.625	16-1.5	10	5	0	2	2
CAMPBELL, Andy	12-0	27	6-11	0.545	4-9	0.444	16-1.3	7	6	0	1	6
BERGERON, J. Brian	19-1	107	5-16	0.313	13-18	0.722	23-1.2	10	13	16	2	3
COSTELLO, Joe	14-0	28	3-4	0.750	1-2	0.500	7-0.5	4	0	0	0	0
KISTLER, Brian	8-0	15	2-3	0.667	0-0	0.000	4-0.5	2	2	1	0	0
TEAM												
LSU	36	7200	1099-2144	0.512	653-944	0.692	2851-79.2	1323	727	527	296	63
Opponents	36	7200	971-2060	0.471	507-705	0.719	2449-68.0	1180	848	467	---	---

1979-80 -- Record 26-6, 14-4 in the SEC, SEC Tournament Champions, NCAA Elite 8, Coach Dale Brown (Year 8)

	G-GS	MIN	FG-FGA	PCT.	FT-FTA	PCT.	PTS-AVG	REB	PF	A	STL	BLK
MACKLIN, Durand (Rudy)	32-30	1,038	232-383	0.606	99-140	0.707	563-17.6	309	94	7	21	19
SCALES, DeWayne	32-29	929	230-428	0.537	61-86	0.709	521-16.3	253	99	14	15	8
MARTIN, Ethan	32-32	1,075	136-283	0.481	108-154	0.701	380-11.9	60	85	174	73	3
CARTER, Howard	32-22	907	140-287	0.488	55-72	0.764	335-10.5	113	72	50	24	6
SIMS, Willie	30-6	550	105-190	0.553	67-85	0.788	277-9.2	63	70	46	24	5
HULTBERG, Jordy	31-7	511	77-159	0.484	26-36	0.722	180-5.8	32	48	57	26	2
COOK, Greg	31-28	901	54-135	0.400	27-41	0.659	135-4.4	180	111	83	35	6
BLACK, Tyrone	13-0	60	9-22	0.409	11-14	0.786	29-2.2	15	13	0	0	4
MATTICK, Rick	20-6	110	14-44	0.318	12-19	0.632	40-2.0	59	38	2	4	2
RUDOLPH, Gus	26-0	136	15-41	0.366	9-17	0.529	39-1.5	44	18	2	3	2
BERGERON, J. Brian	15-0	76	5-13	0.385	5-10	0.500	15-1.0	10	9	7	4	3
ALCORN, Mark	10-0	39	0-6	0.000	7-10	0.700	7-0.7	4	4	2	1	0
DeARMOND, Duane	9-0	13	0-1	0.000	3-5	0.600	3-0.3	2	2	1	0	3
COSTELLO, Joe	8-0	26	1-3	0.333	0-1	0.000	2-0.3	6	1	1	2	0
CAMPBELL, Andy	12-0	29	1-7	0.143	0-0	0.000	2-0.2	3	5	0	0	3
LSU	32	6400	1019-2002	0.509	489-689	0.710	2528-79.0	1210	669	527	232	66
Opponents	32	6400	912-1891	0.482	464-678	0.684	2288-71.5	1053	669	421	---	---

1978-79 -- Record 23-6, 14-4 in the SEC, SEC Champions, NCAA Tournament, Coach Dale Brown (Year 7)

	G-GS	MIN	FG-FGA	PCT.	FT-FTA	PCT.	PTS-AVG	REB	PF	A	STL	BLK
MACKLIN, Durand (Rudy)	2-2	52	19-32	0.594	8-11	0.727	46-23.0	24	8	1	1	1
SCALES, DeWayne	26-26	801	227-401	0.566	50-83	0.602	504-19.4	236	93	9	7	12
GREEN, Al	29-27	890	188-392	0.480	135-180	0.750	511-17.6	100	91	66	24	6
GREEN, Lionel	29-29	955	114-197	0.579	53-80	0.663	281-9.7	321	100	14	5	61
MARTIN, Ethan	29-28	838	97-218	0.445	87-127	0.685	281-9.7	72	85	156	64	2
HULTBERG, Jordy	29-4	580	119-270	0.441	41-55	0.745	279-9.6	53	62	43	12	3
COOK, Greg	28-28	784	74-159	0.465	29-47	0.617	177-6.3	176	91	59	14	5
SIMS, Willie	29-3	378	51-132	0.386	41-57	0.719	143-4.9	43	57	56	13	3
MATTICK, Rick	22-1	161	26-40	0.650	9-22	0.409	61-2.8	57	42	2	3	7
BROWN, Ernest	24-2	172	25-45	0.556	9-24	0.375	59-2.5	22	33	7	5	1
RUDOLPH, Gus	22-0	129	14-35	0.400	11-16	0.688	39-1.8	35	19	2	1	3
BERGERON, J. Brian	13-0	44	7-16	0.438	0-3	0.000	14-1.1	3	9	9	0	0
CAMPBELL, Andy	10-0	23	2-4	0.500	0-1	0.000	4-0.4	5	6	0	0	3
DeARMOND, Duane	7-0	11	1-1	1.000	0-0	0.000	2-0.3	1	1	0	0	0
LSU	29	5825	964-1852	0.521	473-705	0.671	2401-82.8	1226	697	424	149	107
Opponents	29	5825	820-1812	0.453	528-764	0.691	2168-74.8	1053	669	421	---	---

1977-78 -- Record 18-9, 12-6 in the SEC, Coach Dale Brown (Year 6)

	G-GS	MIN	FG-FGA	PCT.	FT-FTA	PCT.	PTS-AVG	REB	PF	A
MACKLIN, Durand (Rudy)	27-27	859	217-349	0.622	79-123	0.642	513-19.0	286	98	4
HIGGS, Kenny	27-22	743	129-278	0.464	112-152	0.737	370-13.7	60	90	108
SCALES, DeWayne	26-24	699	153-333	0.459	27-52	0.519	333-12.8	244	79	11
HULTBERG, Jordy	27-21	676	115-259	0.444	32-43	0.744	262-9.7	51	69	48
MARTIN, Ethan	26-11	625	79-198	0.399	66-84	0.786	224-8.6	68	58	118
SIMS, Willie	27-0	417	70-174	0.402	54-79	0.684	194-7.2	59	73	29
GREEN, Lionel	27-27	727	56-120	0.467	28-51	0.549	140-5.2	191	83	7
CAMPBELL, Walter	25-2	304	25-46	0.543	22-45	0.489	72-2.9	60	45	5
BAILEY, Floyd	20-0	129	21-33	0.636	14-28	0.500	56-2.8	56	22	0
BROWN, Ernest	22-1	144	18-36	0.500	15-23	0.652	51-2.3	25	18	5
BREDA, Lenny	4-0	11	1-5	0.200	6-6	1.000	8-2.0	2	1	0
MATTICK, Rick	25-0	178	14-33	0.424	14-19	0.737	42-1.7	56	34	0
DeARMOND, Duane	9-0	16	1-3	0.333	4-4	1.000	6-0.7	4	5	0
LSU	27	5475	899-1867	0.480	473-709	0.667	2271-84.1	1247	675	335
Opponents	27	5475	771-1741	0.443	496-703	0.710	2038-75.5	1012	645	274

1976-77 -- Record 15-12, 8-10 in the SEC, Coach Dale Brown (Year 5)

	GM	MIN	FG-FGA	PCT.	FT-FTA	PCT.	PTS-AVG.	REB	PF	A
HIGGS, Kenny	27-27	975	158-379	0.417	63-209	0.780	479-17.7	82	92	239
MACKLIN, Durand (Rudy)	26-26	869	161-310	0.519	63-102	0.618	385-14.8	306	81	26
HULTBERG, Jordy	27-17	810	147-330	0.445	52-60	0.867	346-12.8	58	88	108
COOK, Greg	27-27	758	129-279	0.462	53-90	0.589	311-11.5	249	92	51
MILLER, Bob	26-15	611	91-196	0.464	50-58	0.862	232-8.9	60	53	57
MATTICK, Rick	26-15	456	55-129	0.426	20-42	0.476	130-5.0	159	85	4
GREEN, Lionel	27-4	443	42-96	0.438	25-44	0.568	109-4.0	146	64	15
BAILEY, Floyd	19-0	166	27-53	0.509	14-21	0.667	68-3.6	62	30	1
SMYTH, Mark	16-2	144	20-41	0.488	0-3	0.000	40-2.5	39	28	6
BREATHWIT, John	18-2	110	17-40	0.425	10-17	0.588	44-2.4	11	14	12
BREDA, Lenny	8-0	60	3-10	0.300	3-4	0.750	9-1.1	5	3	1
DeARMOND, Duane	4-0	16	0-3	0.000	3-4	0.750	3-0.8	5	0	0
LeFEVRE, Frank	12-0	7	3-13	0.231	0-1	0.000	6-0.5	14	8	0
LSU	27	5425	853-1879	0.451	456-655	0.696	2162-80.1	1228	638	520
Opponents	27	5425	839-1865	0.449	461-652	0.707	2139-79.2	1127	600	468

Year-by-Year Individual, Team Stats

1975-76-- Record 12-14, 5-13 in the SEC, Coach Dale Brown (Year 4)

	GM	MIN	FG-FGA	PCT.	FT-FTA	PCT.	PTS-AVG.	REB	PF	A
HIGGS, Kenny	26-26	927	216-487	0.444	145-191	0.759	577-22.2	92	98	173
MILLER, Bob	17-7	357	92-182	0.505	22-28	0.786	206-12.1	51	27	44
BAILEY, Floyd	26-19	622	127-224	0.567	44-73	0.603	298-11.5	210	62	10
LeBLANC, Ed	26-26	817	115-233	0.494	49-68	0.721	279-10.7	271	71	27
COPPENS, Randy	20-10	351	80-150	0.533	8-12	0.667	168-8.4	20	22	34
NEWMAN, Donald	24-12	397	49-126	0.389	33-56	0.589	131-5.5	56	61	107
GREEN, Lionel	24-12	493	59-136	0.434	12-35	0.343	130-5.4	151	79	20
HIGH, Willie	22-12	315	40-77	0.519	12-18	0.667	92-4.2	47	35	20
BROWN, Michael	23-1	289	35-87	0.402	26-36	0.722	96-4.2	115	56	6
BREATHWIT, John	20-0	117	26-62	0.419	14-19	0.737	66-3.3	11	21	10
HUFFMAN, Gary	24-5	256	20-37	0.541	13-27	0.481	53-2.2	46	29	20
SAYLOR, Doug	23-0	199	13-43	0.302	12-20	0.600	38-1.7	12	27	63
BOYD, Brent	10-0	32	5-10	0.500	2-4	0.500	12-1.2	1	5	4
KATES, Paul	2-0	3	0-0	0.000	0-0	0.000	0-0.0	0	0	0
LSU	26	5200	877-1854	0.473	392-587	0.668	2146-82.5	1126	593	538
Opponents	26	5200	843-1857	0.454	428-632	0.677	2114-81.3	1146	576	410

1974-75 -- Record 10-16, 6-12 in the SEC, Coach Dale Brown (Year 3)

	GM	MIN	FG-FGA	PCT.	FT-FTA	PCT.	PTS-AVG.	REB	PF	A
HANSEN, Glenn	25-25	881	225-468	0.481	92-125	0.736	542-21.7	250	87	112
HIGGS, Kenny	26-24	822	184-422	0.436	102-131	0.779	470-18.1	76	89	125
LeBLANC, Ed	26-26	910	158-298	0.530	40-65	0.615	356-13.7	257	87	38
BAILEY, Floyd	25-8	420	82-151	0.543	32-54	0.593	196-7.8	128	54	4
DARNALL, Mike	20-19	612	52-141	0.369	21-29	0.724	125-6.3	81	79	133
HERRING, Randy	25-14	403	59-128	0.461	21-29	0.724	139-5.6	94	39	30
WOLFF, Dennis	25-1	292	37-101	0.366	27-39	0.692	101-4.0	31	36	60
COPPENS, Randy	13-0	94	22-50	0.440	5-6	0.833	49-3.8	8	13	11
SAYLOR, Doug	24-9	350	33-74	0.446	18-25	0.720	84-3.5	21	38	83
LeFEVRE, Frank	22-2	241	26-69	0.377	11-15	0.733	63-2.9	73	36	7
HUFFMAN, Gary	22-2	175	10-31	0.323	23-41	0.561	43-2.0	42	20	12
WOLFERT, Rick	8-0	28	1-6	0.167	0-0	0.000	2-0.3	4	5	1
LSU	26	5250	889-1939	0.459	392-559	0.701	2170-83.5	1092	583	616
Opponents	26	5250	952-1967	0.484	427-587	0.729	2331-89.7	1226	578	499

1973-74 -- Record 12-14, 6-12 in the SEC, Coach Dale Brown (Year 2)

	GM	MIN	FG-FGA	PCT.	FT-FTA	PCT.	PTS-AVG.	REB	PF	A
HANSEN, Glenn	25-25	840	202-412	0.490	81-120	0.675	485-19.4	225	97	87
PALUBINSKAS, Eddie	26-25	791	178-360	0.494	121-142	0.852	477-18.3	62	72	97
TEMPLE JR., Collis	26-25	799	169-292	0.579	53-93	0.570	391-15.0	273	108	21
LeBLANC, Ed	25-5	497	75-139	0.540	19-27	0.704	169-6.8	127	61	30
DARNALL, Mike	22-19	661	56-138	0.406	30-38	0.789	142-6.5	53	80	68
HEARD, Mickey	2-1	44	5-7	0.714	1-3	0.333	11-5.5	12	4	8
LeFEVRE, Frank	20-3	227	44-85	0.518	14-22	0.636	102-5.1	58	33	3
WOLFF, Dennis	25-4	456	42-99	0.424	42-54	0.778	126-5.0	28	52	88
EVANS, Wade	25-17	445	40-106	0.377	21-31	0.677	101-4.0	82	65	29
ENGQUIST, John	22-5	309	33-82	0.402	5-9	0.556	71-3.2	45	49	9
HERRING, Randy	14-1	91	11-20	0.550	9-16	0.563	31-2.2	16	13	5
SIENER, Carl	12-0	56	7-24	0.292	2-6	0.333	16-1.3	18	6	3
TONKOVICH, Dawn	8-0	34	2-7	0.286	3-7	0.429	7-0.9	2	8	3
LSU	26	5250	864-1771	0.488	401-568	0.706	2129-81.9	1106	639	449
Opponents	26	5250	796-1781	0.447	457-664	0.710	2047-78.7	1140	462	330

1972-73 -- Record 14-10, 9-9 in the SEC, Coach Dale Brown (Year 1)

	GM	FG-FGA	PCT.	FT-FTA	PCT.	PTS-AVG.	REB	PF	A
PALUBINSKAS, Eddie	24	155-311	0.498	137-153	0.895	447-18.6	88	75	99
WHITTLE, Bill	24	105-222	0.473	56-82	0.683	266-11.1	149	57	29
DARNALL, Mike	24	96-192	0.500	38-57	0.667	230-9.6	77	86	98
TEMPLE JR., Collis	23	85-150	0.567	38-75	0.507	208-9.0	160	73	14
EVANS, Wade	24	61-137	0.445	50-60	0.833	172-7.2	107	46	33
LeBLANC, Ed	21	61-126	0.484	24-38	0.632	146-7.0	110	40	18
ENGQUIST, John	22	63-142	0.444	18-26	0.692	144-6.5	57	53	4
TAYLOR, Jeff	24	51-110	0.464	11-17	0.647	113-4.7	33	32	22
RAYMOND, Chris	1	1- ---	-----	1-2	0.500	3-3.0	1	2	0
HERRING, Randy	18	15-35	0.429	8-14	0.571	38-2.1	35	15	3
WOLFERT, Rick	1	1- ---	-----	0-0	0.000	2-2.0	3	0	0
SIENER, Carl	16	10-19	0.526	10-16	0.625	30-1.9	18	23	1
ALLMAN, Marty	10	5-9	0.556	6-6	1.000	16-1.6	4	12	7
TONKOVICH, Dawn	6	2-6	0.333	1-5	0.200	5-0.8	6	4	4
LOE, Ralph	1	0- ---	-----	0-0	0.000	0-0.0	2	2	1
OTHERS (GP, FG, ASST.)	3	--13	---	---	---	---	---	---	4
LSU	24	711-1472	0.483	398-553	0.720	1820-75.8	954	520	336
Opponents	24	726-1602	0.453	360-522	0.689	1812-75.5	1000	526	362

1971-72 -- Record 10-16, 6-12 in the SEC, Coach Press Maravich (Year 6)

	GM	FG-FGA	PCT.	FT-FTA	PCT.	PTS-AVG.	REB	PF	A
NEWTON, Bill	26	210-409	0.513	72-104	0.692	492-18.9	179	69	46
SANDERS, Al	26	171-287	0.596	135-210	0.643	477-18.3	325	100	29
CHIDLEY, Steve	21	77-164	0.470	41-53	0.774	195-9.3	40	30	57
HESS, Tommy	24	66-148	0.446	42-57	0.737	174-7.3	44	52	121
TAYLOR, Jeff	19	45-124	0.363	27-33	0.818	117-6.2	11	26	23
TEMPLE JR., Collis	26	63-144	0.438	34-70	0.486	160-6.2	174	101	24
WHITTLE, Bill	10	43-100	0.430	23-38	0.605	109-5.7	51	37	6
SCHAPER, John	24	52-118	0.441	32-41	0.780	136-5.7	86	65	24
BRANTLEY, John	24	37-99	0.374	26-37	0.703	100-4.2	54	53	70
SIENER, Carl	10	6-21	0.286	5-13	0.385	17-1.7	11	11	2
ALLMAN, Marty	14	10-25	0.400	3-4	0.750	23-1.6	7	10	11
LSU	26	780-1639	0.476	440-660	0.667	2000-76.9	1113	554	413
Opponents	26	807-1786	0.452	521-728	0.716	2135-82.1	1152	496	----

1970-71 -- Record 14-12, 10-8 in the SEC, Coach Press Maravich (Year 5)

	GM	FG-FGA	PCT.	FT-FTA	PCT.	PTS-AVG.	REB	PF	A	STL	BLK
SANDERS, Al	25	209-355	0.589	105-174	0.603	523-20.9	369	99	35		
NEWTON, Bill	26	205-374	0.548	80-131	0.611	490-18.8	314	73	27		

Year-by-Year Individual, Team Stats

ISLEY, Nelson	26	196-368	0.533	58-74	0.784	450-17.3	50	62	99
SIMPSON, Gary	24	127-288	0.441	91-122	0.746	345-14.4	75	63	96
HESS, Tommy	26	58-120	0.483	51-62	0.823	167-6.4	53	54	130
SHOCKEY, Jere	22	40-93	0.430	20-49	0.408	100-4.5	93	51	42
WHITTLE, Bill	19	35-60	0.583	12-25	0.480	82-4.3	61	25	5
SCHAPER, John	19	24-53	0.453	11-21	0.524	59-3.1	62	30	3
ALLMAN, Marty	9	3-9	0.333	0-0	0.000	6-0.7	3	0	1
BRANTLEY, John	11	0-5	0.000	5-6	0.833	5-0.5	11	14	2
LSU	26	897-1725	0.520	433-664	0.652	2227-85.6	1197	471	440 296 63
Opponents	26	874-1985	0.440	441-608	0.752	2189-84.1	1140	497	---- ---- ---

1969-70 -- Record 22-10, 13-5 in the SEC, NIT Semifinals, Coach Press Maravich (Year 4)

	GM	FG-FGA	PCT.	FT-FTA	PCT.	PTS-AVG.	REB	PF	A
MARAVICH, Pete	31	522-1168	0.447	337-436	0.773	1,381-44.5	164	89	192
HESTER, Danny	32	201-387	0.519	114-138	0.826	516-16.1	345	113	48
SANDERS, Al	32	145-255	0.569	93-156	0.596	383-12.0	474	125	28
NEWTON, Bill	32	143-242	0.591	71-113	0.628	357-11.2	309	110	33
TRIBBETT, Jeff	31	65-130	0.500	37-50	0.740	167-5.4	85	87	88
HICKMAN, Rich	27	47-123	0.382	5-7	0.714	99-3.7	41	51	36
LANG, Bob	28	23-66	0.348	6-9	0.667	52-1.9	86	52	7
HESS, Tommy	17	10-21	0.476	1-3	0.333	21-1.2	8	17	16
Maybe Kent Johnson	8	3-11	0.273	3-4	0.750	9-1.1	21	11	2
CARR, John	8	0-0	0.000	0-1	0.000	0-0.0	3	5	0
LSU	32	1159-2403	0.482	667-917	0.727	2985-93.3	1691	660	450
Opponents	32	1117-2497	0.447	626-928	0.675	2860-89.4	1485	670	----

1968-69 -- Record 13-13, 7-11 in the SEC, Coach Press Maravich (Year 3)

	GM	FG-FGA	PCT.	FT-FTA	PCT.	PTS-AVG.	REB	PF	A
MARAVICH, Pete	26	433-976	0.444	282-378	0.746	1,148-44.2	169	77	128
RAMSDEN, Dave	26	112-166	0.675	44-70	0.629	268-10.3	281	68	19
HESTER, Danny	22	77-154	0.500	44-66	0.667	198-9.0	197	59	11
TRIBBETT, Jeff	25	92-177	0.520	24-39	0.615	208-8.3	78	71	61
HICKMAN, Rich	25	95-205	0.463	7-16	0.438	197-7.9	46	58	35
JUKKOLA, Ralph	26	82-162	0.506	23-41	0.561	187-7.2	188	82	33
BERNBROCK, Mark	7	9-16	0.563	1-3	0.333	19-2.7	4	5	2
LEGLER, Chuck	16	15-29	0.517	7-12	0.583	37-2.3	30	26	4
BERGMAN, Rusty	22	12-30	0.400	7-11	0.636	31-1.4	23	20	2
LUPCHO, Rich	21	8-22	0.364	7-17	0.412	23-1.1	25	35	39
CORLEY, Drew	2	0-2	0.000	0-0	0.000	0-0.0	7	1	0
SHOCKEY, Jere	1	0-2	0.000	0-0	0.000	0-0.0	1	1	0
LSU	26	935-1949	0.480	446-653	0.683	2316-89.1	1197	502	334
Opponents	26	903-2003	0.451	469-671	0.699	2275-87.5	1326	503	----

1967-68 -- Record 14-12, 8-10 in the SEC, Coach Press Maravich (Year 2)

	GM	FG-FGA	PCT.	FT-FTA	PCT.	PTS-AVG.	REB	PF	A
MARAVICH, Pete	26	432-1031	0.419	274-338	0.811	1,138-43.8	195	85	105
HICKMAN, Rich	26	160-342	0.468	24-38	0.632	344-13.2	67	61	27
JUKKOLA, Ralph	26	125-196	0.638	58-84	0.690	308-11.8	226	96	31
TRIBBETT, Jeff	26	57-111	0.514	52-71	0.732	166-6.4	108	59	49
LAMONT, Randy	21	47-75	0.627	28-43	0.651	122-5.8	98	69	2
LEGLER, Chuck	12	14-27	0.519	8-16	0.500	36-3.0	56	32	2
CORLEY, Drew	16	17-36	0.472	10-21	0.476	44-2.8	52	19	3
RAMSDEN, Dave	13	13-19	0.684	7-14	0.500	33-2.5	48	21	3
SHUMAKER, Steve	20	13-30	0.433	14-25	0.560	40-2.0	59	31	8
LUPCHO, Rich	26	15-36	0.417	14-31	0.452	44-1.7	60	51	68
BERGMAN, Rusty	19	11-37	0.297	9-17	0.529	31-1.6	47	22	2
GRIDLEY, Bob	3	1-2	0.500	0-0	0.000	2-0.7	3	2	0
LSU	26	905-1933	0.468	498-697	0.714	2308-88.7	1152	543	297
Opponents	26	885-1939	0.456	499-715	0.697	2239-86.1	1346	522	----

1966-67 -- Record 3-23, 1-17 in the SEC, Coach Press Maravich (Year 1)

	GM	FG-FGA	PCT.	FT-FTA	PCT.	PTS-AVG.	REB	PF	A
DROST, Kenny	26	168-389	0.432	94-114	0.825	430-16.5	97	67	55
BRIAN, Brad	24	128-324	0.395	45-64	0.703	301-12.5	57	63	87
THIGPEN, Tommy	25	118-251	0.470	58-112	0.518	294-11.8	182	63	34
TIPTON, Wayne	25	112-281	0.399	56-81	0.691	280-11.2	134	63	27
JUKKOLA, Ralph	26	80-193	0.415	53-76	0.697	213-8.2	187	83	31
SHIRLEY, Buddy	24	67-191	0.351	39-56	0.696	173-7.2	74	58	11
RAMSDEN, Dave	20	39-70	0.557	25-45	0.556	103-5.2	74	35	8
HENRY, Pete	7	11-20	0.550	11-20	0.550	33-4.7	19	14	0
RASMUSSEN, Bob	13	11-24	0.458	17-20	0.850	39-3.0	30	9	7
LEGLER, Chuck	11	7-15	0.467	6-12	0.500	20-1.8	22	22	1
BERGMAN, Rusty	18	11-34	0.324	10-15	0.667	32-1.8	17	17	10
VOIGHT, Ken	10	6-11	0.545	5-6	0.833	17-1.7	5	7	3
LSU	26	758-1803	0.420	419-621	0.675	1035-74.4	1075	501	274
Opponents	26	875-1779	0.492	482-668	0.722	2332-85.9	1262	469	---

1965-66 -- Record 6-20, 2-14 in the SEC, Coach Frank Truitt (Year 1)

	GM	FG-FGA	PCT.	FT-FTA	PCT.	PTS-AVG.	REB	PF	A
HEROMAN, Harry	26	163-395	0.413	132-153	0.863	458-17.6	202	89	
DROST, Kenny	26	123-294	0.418	74-82	0.902	320-12.3	68	60	
THIGPEN, Tommy	26	117-236	0.496	63-95	0.663	297-11.4	194	72	
BRIAN, Brad	26	114-278	0.410	63-76	0.829	291-11.2	69	58	
TIPTON, Wayne	25	90-215	0.419	47-70	0.671	227-9.1	104	68	
HENRY, Pete	26	41-96	0.427	34-73	0.466	116-4.5	107	72	
HENDERSON, Larry	25	37-108	0.343	28-65	0.431	102-4.1	123	59	
BOWLING, Scott	26	29-78	0.372	11-17	0.647	69-2.7	35	59	
SMITH, Terry	15	15-33	0.455	4-10	0.400	34-2.3	10	14	
ZIEGLER, Lonnie	5	7-11	0.636	0-3	0.000	14-1.1	6	6	
SHIRLEY, Buddy	13	3-11	0.273	0-2	0.000	6-1.2	4	6	
CHASE, Pat	6	2-10	0.200	1-5	0.200	5-0.6	2	7	
AUSTIN, Wayne	9	0-3	0.000	1-1	1.000	1-0.3	2	0	
OTHERS	3	2-3	0.667	2-2	1.000	6-1.0	4	0	
LSU	26	742-1739	0.426	460-655	0.702	1944-74.7	1116	576	
Opponents	26	823-1858	0.442	545-786	0.693	2194-84.2	1332	526	

Year-by-Year Individual, Team Stats

1964-65 -- Record 12-14, 7-9 in the SEC, Coach Jay McCreary (Year 8)

	GM	FG-FGA	PCT.	FT-FTA	PCT.	PTS-AVG.	REB	PF
MAILE, Dick	25	168-458	0.367	93-115	0.809	429-17.2	246	56
HEROMAN, Harry	26	133-318	0.418	109-138	0.790	375-14.4	197	77
WILSON, Bill	26	114-248	0.460	38-84	0.452	266-10.2	246	88
DROST, Kenny	26	91-234	0.389	61-77	0.792	243-9.3	76	56
BRIAN, Brad	26	90-265	0.340	53-80	0.663	233-9.0	63	72
THIGPEN, Tommy	26	53-120	0.442	72-93	0.774	178-6.8	106	47
HENDERSON, Larry	11	32-85	0.376	11-34	0.324	75-3.1	87	36
TIPTON, Wayne	24	19-85	0.224	16-31	0.516	54-3.0	47	30
REGISTER, Ronnie	18	14-45	0.311	8-14	0.571	36-3.3	38	16
CHASE, Pat	8	8-17	0.471	3-5	0.600	19-2.4	8	7
AUSTIN, Wayne	15	8-27	0.296	2-10	0.200	18-1.2	16	12
LSU	26	730-1922	0.379	466-672	0.693	1926-74.0	1298	496
OPPONENT	26	798-1810	0.440	492-661	0.744	2088-80.3	1181	504

1963-64 -- Record 12-13, 8-6 in the SEC, Coach Jay McCreary (Year 7)

	GM	FG-FGA	PCT.	FT-FTA	PCT.	PTS-AVG.	REB	PF
MAILE, Dick	25	214-507	0.422	90-129	0.697	518-20.7	263	58
CHASE, Sam	25	122-269	0.453	122-148	0.824	356-14.2	82	77
BELCHER, Jack	25	102-263	0.387	74-90	0.822	278-11.1	163	69
WILSON, Bill	24	108-230	0.469	49-92	0.533	266-11.0	258	97
FETTER, Bobby	25	61-169	0.360	47-66	0.712	169-6.7	77	81
HEROMAN, Harry	21	47-116	0.405	43-56	0.768	137-6.5	70	26
CARD, Norman	19	16-29	0.552	15-24	0.625	47-2.4	34	22
CRAM, Steve	14	9-23	0.391	9-14	0.643	27-1.9	14	22
PIAZZA, Doug	14	5-17	0.294	7-13	0.538	17-1.2	24	17
WHITE, Hamp	14	3-17	0.176	0-2	0.000	6-0.4	4	5
OTHERS	13	0-7	0.000	2-3	0.667	2-0.1	4	5
LSU	25	687-1643	0.418	458-621	0.737	1832-73.2	1175	483
OPPONENTS	25	666-1680	0.396	476-666	0.714	1811-72.4	1148	480

1962-63 -- Record 12-12, 5-9 in the SEC, Coach Jay McCreary (Year 6)

	GM	FG-FGA	PCT.	FT-FTA	PCT.	PTS-AVG.	REB	PF	A
MAILE, Dick	24	125-349	0.355	67-111	0.783	337-14.0	263	48	30
COOPER, Ellis	24	121-305	0.396	93-126	0.738	335-13.9	98	67	127
KEENE, Howard	23	87-242	0.359	66-83	0.795	247-10.7	158	83	34
DRUMMOND, Maury	23	98-226	0.438	45-86	0.523	241-10.4	227	76	29
CHASE, Sam	24	81-225	0.360	41-62	0.661	203-8.4	89	59	80
FETTER, Bobby	23	31-101	0.306	25-42	0.595	87-3.7	30	34	20
BELCHER, Jack	20	22-61	0.361	17-25	0.680	61-3.0	35	26	11
WILSON, Bill	12	21-46	0.457	8-13	0.615	50-4.1	39	25	3
CARD, Norman	7	8-23	0.348	10-19	0.526	26-3.7	17	9	5
TURK, Dave	10	5-15	0.333	5-7	0.714	15-1.5	5	13	0
OTHERS	5	0-1	0.000	0-0	0.000	0	1	1	0
LSU	24	603-1598	0.377	394-557	0.707	1602-66.7	1131	402	339
OPPONENTS	24	596-1547	0.385	446-599	0.744	1678-69.9	1134	440	---

1961-62 -- Record 14-11, 7-7 in the SEC, Coach Jay McCreary (Year 5)

	GM	FG-FGA	PCT.	FT-FTA	PCT.	PTS-AVG.	REB	PF	A
NATTIN, George	24	122-295	0.413	62-79	0.764	307-12.7	73	62	104
DRUMMOND, Maury	24	113-271	0.416	59-111	0.531	285-11.8	301	77	67
COOPER, Ellis	24	110-275	0.400	44-63	0.698	264-11.0	83	66	106
CHASE, Sam	23	55-143	0.384	19-27	0.703	129-5.6	47	53	69
KEENE, Howard	24	48-126	0.380	24-56	0.428	120-5.0	131	65	48
CONKLIN, Tom	24	39-94	0.414	31-58	0.534	109-4.5	118	79	33
LEWIS, Ray	18	41-86	0.476	12-25	0.480	94-5.2	80	32	31
FETTER, Bobby	18	27-58	0.465	14-22	0.636	68-3.7	33	29	8
BELCHER, Jack	19	24-58	0.413	11-20	0.550	59-3.1	48	27	11
CARD, Norman	7	2-4	0.500	0-0	0.000	4-0.5	0	2	1
OTHERS	15	65-174	0.373	43-62	0.693	173-11.5	45	47	0
LSU	24	647-1586	0.407	320-522	0.613	1614-67.2	1130	540	478
OPPONENTS	24	556-1409	0.387	473-704	0.671	1585-66.0	1105	403	---

1960-61 -- Record 11-14, 6-8 in the SEC, Coach Jay McCreary (Year 4)

	GM	FG-FGA	PCT.	FT-FTA	PCT.	PTS-AVG.	REB
NATTIN, George	25	165-395	0.418	86-108	0.796	413-16.5	105
COOPER, Ellis	25	124-343	0.361	98-124	0.790	346-13.8	95
CONKLIN, Tom	25	75-196	0.383	88-139	0.633	238-9.5	227
JACOBS, Stan	25	82-195	0.420	42-57	0.737	206-8.2	104
DRUMMOND, Maury	25	71-172	0.413	28-52	0.538	180-7.2	208
BAILEY, John	24	43-114	0.377	12-15	0.800	98-4.0	70
LEWIS, Ray	16	19-57	0.333	19-24	0.792	57-3.5	57
ARTHUR, Ray	14	19-57	0.333	3-9	0.333	41-2.9	31
Hudson, John	11	6-16	0.375	10-12	0.833	22-2.0	11
Others	3	0-5	0.000	2-6	0.333	2-0.6	2
LSU	25	609-1560	0.390	385-544	0.708	1603-64.1	1075
OPPONENTS	25	600-1574	0.381	427-615	0.694	1627-65.0	1124

1959-60 -- Record 5-18, 3-11 in the SEC, Coach Jay McCreary (Year 3)

	GM	FG-FGA	PCT.	FT-FTA	PCT.	PTS-AVG.	REB	PF
DAVIES, Dick	20	91-228	0.399	66-82	0.805	248-12.4	44	49
NATTIN, George	16	80-234	0.342	57-72	0.792	217-13.5	67	41
CLUNE, Joe	18	64-178	0.359	66-91	0.725	194-10.7	134	45
BORGINI, Joe	12	50-145	0.345	20-40	0.500	120-10.0	114	37
CONKLIN, Tom	23	50-142	0.352	60-99	0.606	160-6.9	143	87
RABORN, Tommy	14	41-94	0.436	44-60	0.733	126-9.0	51	37
GUGLIELMO, Carey	20	41-100	0.410	30-39	0.769	122-6.1	62	38
HINES, Ray	22	42-136	0.309	20-44	0.454	104-4.7	117	78
LEWIS, Ray	21	35-100	0.350	31-52	0.596	101-4.8	89	49
HUDSON, John	17	23-50	0.460	15-21	0.714	61-3.5	26	13
SMITH, Allen	10	12-40	0.300	14-16	0.875	38-3.8	13	7
RAISOR, Phil	10	8-30	0.267	2-3	0.667	18-1.8	9	10

Year-by-Year Individual, Team Stats

JACOBS, Stanley	4	0-2	0.000	2-3	0.667	2-0.5	1	0
LSU	23	537-1484	0.361	418-622	0.672	1501-65.2	968	487
OPPONENTS	23	608-1455	0.418	488-694	0.703	1703-74.0	1127	438

1958-59 -- Record 10-15, 2-12 in the SEC, Coach Jay McCreary (Year 2)

	GM	FG-FGA	PCT.	FT-FTA	PCT.	PTS-AVG.	REB	PF
CRISCO, Jim	25	118-316	0.386	71-103	0.689	305-12.2	192	61
MOON, Lynn	25	107-262	0.409	38-74	0.514	252-10.1	162	48
RAISOR, Phil	10	48-115	0.417	4-13	0.308	100-10.0	33	16
MONSON, Wayne	25	97-272	0.357	46-70	0.657	240-9.2	156	69
GUGLIELMO, Carey	25	72-236	0.305	74-99	0.748	219-8.7	99	74
DAVIES, Dick	25	71-205	0.346	62-82	0.756	204-8.1	59	73
COMBS, Joe	25	62-161	0.386	44-72	0.611	168-6.7	129	89
RABORN, Tommy	17	28-62	0.452	20-38	0.528	76-4.4	53	35
JACOBS, Stanley	21	30-92	0.326	14-27	0.519	74-3.5	20	18
LONG, Earl	10	14-30	0.467	5-9	0.556	33-3.3	13	11
COLLINS, Tommy	16	4-20	0.200	3-9	0.333	11-0.6	13	5
LSU	25	651-1771	0.367	381-596	0.639	1682-67.2	929	498
OPPONENTS	25	656-1786	0.367	486-717	0.677	1788-71.5	----	432

1957-58 -- Record 7-18, 3-11 in the SEC, Coach Jay McCreary (Year 1)

	GM	FG-FGA	PCT.	FT-FTA	PCT.	PTS-AVG.	REB	PF
MERLE, Dom	25	129-404	0.319	50-87	0.575	308-12.3	59	87
CRISCO, Jim	25	86-292	0.294	120-174	0.690	292-11.6	225	56
COMBS, Joe	25	96-257	0.373	76-122	0.623	268-10.7	185	116
MONSON, Wayne	25	107-327	0.327	42-64	0.656	256-10.2	209	77
GRAY, Kenny	15	34-88	0.386	25-36	0.694	93-6.2	21	21
MOON, Lynn	17	44-165	0.267	11-32	0.344	99-5.8	116	37
GUGLIELMO, Carey	24	27-128	0.211	54-72	0.750	108-4.5	58	49
COLLINS, Tommy	23	36-109	0.330	14-24	0.583	86-4.4	33	34
LOFTIN, Bill	14	9-23	0.391	8-15	0.533	26-1.8	31	12
LOFTON, Bob	13	8-22	0.364	8-19	0.421	24-1.8	12	11
RABORN, Tommy	12	7-20	0.350	2-14	0.143	16-1.3	19	29
LSU	25	583-1835	0.318	412-659	0.625	1576-63.0	968	530
OPPONENTS	25	677-1907	0.355	429-741	0.579	1848-73.5	1306	477

1956-57 -- Record 6-19, 1-13 in the SEC, Coach Harry Rabenhorst (Year 29)

	GM	FG-FGA	PCT.	FT-FTA	PCT.	PTS-AVG.	REB	PF
SIGLER, Roger	25	174-463	0.376	111-168	0.660	459-18.4	223	59
RUSHING, Troy	25	143-358	0.399	88-125	0.704	374-15.0	258	91
MERLE, Dom	25	115-358	0.321	87-116	0.750	317-12.7	92	96
CRISCO, Jim	25	51-167	0.305	48-79	0.607	150-6.0	127	54
COMBS, Joe	9	21-46	0.456	12-17	0.706	54-6.0	39	34
WHITE, Joe	23	34-139	0.245	44-70	0.628	112-4.9	127	74
SEITZ, Charley	23	41-132	0.311	17-33	0.515	99-4.3	49	40
MOON, Lynn	25	34-122	0.279	24-45	0.436	92-3.7	91	22
LASSITER, Dale	9	4-17	0.235	4-11	0.364	12-1.3	27	16
MCCAIN, Ray	16	2-16	0.125	1-2	0.500	5-0.3	13	5
LSU	25	637-1863	0.342	451-691	0.653	1725-69.0	1096	501
OPPONENTS	25	670-1801	0.372	603-863	0.699	1943-77.7	1305	419

1955-56 -- Record 7-17, 5-9 in the SEC, Coach Harry Rabenhorst (Year 28)

	GM	FG-FGA	PCT.	FT-FTA	PCT.	PTS-AVG.	REB	PF
SIGLER, Roger	20	175-440	0.398	151-212	0.712	501-25.1	275	34
MERLE, Dom	24	121-315	0.384	85-113	0.752	327-13.6	96	79
RUSHING, Troy	24	113-290	0.390	68-110	0.618	294-12.3	228	90
SEBASTIAN, Don	24	104-310	0.335	67-84	0.798	275-11.5	88	86
HOLT, Dick	24	58-181	0.320	38-90	0.422	154-6.4	149	93
MARTIN, Ken	24	25-83	0.301	45-76	0.592	95-4.0	134	49
FAHEY, Joe	22	20-68	0.294	20-32	0.625	60-2.7	20	33
WHITE, Joe	18	17-47	0.362	13-20	0.650	47-2.6	56	45
KAMMER, Marty	15	6-14	0.428	0-2	0.000	12-0.8	11	12
BOLTON, Dick	6	1-10	0.100	2-2	1.000	4-0.4	1	3
OTHERS	--	13-45	0.289	12-18	0.667	38	20	9
TEAM		1				2		
LSU	24	654-1803	0.363	501-759	0.660	1809-75.4	1100	534
OPPONENTS	24	724-1915	0.378	565-881	0.641	2013-83.9	1260	450

1954-55 -- Record 6-18, 3-11 in the SEC, Coach Harry Rabenhorst (Year 27)

	GM	FG-FGA	PCT.	FT-FTA	PCT.	PTS-AVG.	REB	PF
SIGLER, Roger	24	125-340	0.368	110-143	0.769	360-15.0	214	39
MAGEE, Norman	24	91-275	0.331	99-140	0.707	281-11.7	97	91
CLARK, NED	24	80-267	0.300	76-115	0.661	236-9.8	380	73
SEBASTIAN, Don	23	66-211	0.313	38-58	0.655	170-7.4	46	60
FAHEY, Joe	20	65-190	0.342	26-46	0.565	156-7.8	46	38
MCNEILLY, Jim	20	39-127	0.307	32-52	0.615	110-5.5	70	38
RUSHING, Troy	22	30-99	0.303	28-50	0.560	88-4.0	74	39
BELCHER, Don	21	27-96	0.281	15-27	0.555	69-3.3	53	29
HOLT, Dick	16	17-49	0.347	26-55	0.471	60-3.8	37	24
JONES, Leslie	12	14-35	0.400	9-11	0.818	37-3.1	19	11
ZINSER, Paul	8	8-27	0.296	8-17	0.471	24-3.0	9	12
LEE, Bill	10	2-16	0.125	6-10	0.600	10-1.0	16	8
WHITEHURST, Charles	1	0-0	0.000	0-0	0.000	0-0.0	2	0
LSU	24	562-1731	0.325	473-724	0.653	1601-66.7	1115	462
OPPONENTS	24	652	0.325	498-798	0.631	1802-75.1	----	430

1953-54 -- Record 20-5, 14-0 in the SEC, SEC Championship, NCAA Tournament, Coach Harry Rabenhorst (Year 26)

	GM	FG-FGA	PCT.	FT-FTA	PCT.	PTS-AVG.	REB	PF
PETTIT, Bobby	25	281-573	0.489	223-308	0.740	785-31.4	432	81
MAGEE, Norman	25	82-242	0.338	86-121	0.710	250-10.0	63	69
BELCHER, Don	25	99-305	0.324	46-57	0.686	244-9.7	106	50
MCARDLE, Benny	25	78-234	0.333	44-53	0.830	200-8.0	33	96
CLARK, Ned	25	73-222	0.328	43-65	0.661	189-7.5	218	91
SEBASTIAN, Don	25	18-88	0.200	27-40	0.675	63-2.5		48
SIGLER, Roger	8	6-15	0.400	6-11	0.545	18-2.2		
MCNEILLY, Jim	24	18-50	0.360	15-25	0.600	51-2.1		

Year-by-Year Individual, Team Stats

ZINSER, Paul	13	6-13	0.461	9-17	0.529	21-16		
LEE, Bill	8	4-12	0.333	1-2	0.500	13-16		
HOLT, Dick	4	2-6	0.333	2-2	1.000	6-1.5		
JONES, Leslie	7	3-9	0.333	2-7	0.286	9-1.2		
LOUGHMILLER, Don	12	5-11	0.454	3-8	0.375	13-1.1		
RUSHING, Troy	4	1-4	0.250	1-2	0.500	3-0.7		
FRESHLEY, Bob	16	2-18	0.111	6-10	0.600	16-0.6		
LSU	25	678-1802	0.376	519-742	0.699	1875-75.0	-----	-----
OPPONENTS	25	503		514-784	0.655	1514-60.5		

1952-53 -- Record 22-3, 13-0 in the SEC, SEC Championship, NCAA Final Four, Coach Harry Rabenhorst (Year 25)

	GM	FG-FGA	FT-FTA	PCT.	PTS-AVG.	REB	PF
PETTIT, Bob	21	193	133-217	0.613	519-24.7	292	65
MAGEE, Norman	25	120	91-132	0.689	331-13.2	105	94
BELCHER, Don	25	130	51-81	0.630	311-12.4	145	51
NED CLARK	25	89	55-89	0.618	233-9.4	272	91
MCARDLE, Benny	25	83	46-83	0.554	212-8.5	78	103
FRESHLEY, Bob	22	26	20-50	0.400	72-3.3	96	49
SEBASTIAN, Don	17	15	23-30	0.767	53-3.1		34
JONES, Leslie	13	11	11-14	0.786	33-2.5		
BRIDGES, Kenny	17	9	10-23	0.435	28-1.7		24
LOUGHMILLER, Don	10	3	3-3	1.000	9-0.9		
MCNEILLY, James	9	4	1-4	0.250	9-1.0		
SCHULTZ, Darrell	8	3	2-4	0.500	8-1.0		
WESLEY, Bob	2	3	0-0	0.000	6-3.0		
ROBERT, Charley	5	2	2-4	0.500	6-1.2		
LEE, Bill	2	1	0-0	0.000	2-1.0		
BRAYMAN, P.	3	0	0-0	0.000	0-0.0		
LSU	25	692	448-734	0.610	1832-73.3	---	---
OPPONENTS	25	---	---	---	---	---	---

1951-52 -- Record 17-7, 9-6 in the SEC, Coach Harry Rabenhorst (Year 24)

	GM	FG-FGA	PCT.	FT-FTA	PCT.	PTS-AVG.
PETTIT, Bob	24	247-563	0.438	118-199	0.592	612-25.5
DEAN, Joe	24	170-488	0.348	99-139	0.712	439-18.3
CLARK, Ned	24	51-213	0.239	28-50	0.590	130-5.4
YATES, Bobby	24	42-151	0.278	40-66	0.606	124-5.2
JOHNSON, Byron	20	46-120	0.383	18-37	0.486	110-5.5
BELCHER, Don	24	45-117	0.385	9-14	0.643	99-4.1
MCARDLE, Benny	24	33-119	0.277	14-21	0.667	80-3.3
FRESHLEY, Bob	24	20-79	0.253	11-27	0.407	51-2.1
BRIDGES, Kenny	22	11-44	0.250	1-8	0.125	23-1.0
MAGEE, Norman	8	5-12	0.417	2-3	0.667	12-1.5
LOUGHMILLER, Don	10	2-11	0.182	2-4	0.500	6-0.6
ROBERT, Charley	3	1-4	0.250	0-0	0.000	2-0.7
WEST, Billy	4	1-6	0.167	0-1	0.000	2-0.5
GREGORY, Otho	2	1-4	0.250	0-1	0.000	2-1.0
LSU	25	675-1931	0.349	342-570	0.600	1692-70.5
OPPONENTS	24	-----	----	----	----	-----60.4

1950-51 -- Record 10-14, 7-8 in the SEC, Coach Harry Rabenhorst (Year 23)

	GM	FG-FGA	PCT.	FT-FTA	PCT.	PTS-AVG.	PF
DEAN, Joe	24	154		54-75	0.720	362-15.1	53
MEADOR, BOB	24	128		42-92	0.456	298-12.1	75
JOHNSON, Byron	24	87		44-75	0.587	218-9.1	63
MURPHY, Gene	21	73		56-94	0.596	202-9.6	48
THOMPSON, Dick	24	51		36-53	0.679	138-5.7	55
BOGGESS, Bob	23	45		32-44	0.727	122-5.3	41
FREEMAN, Mark	23	34		26-45	0.578	94-4.1	23
STONE, Orval	21	25		15-20	0.750	65-3.1	24
OZBURN, Joe	11	5		6-9	0.667	16-1.4	7
YATES, Bob	12	0		6-10	0.600	6-0.5	16
LINDSEY, Jim	8	3		1-3	0.333	7-0.9	3
GREGORY, Sonny	6	2		0-1	0.000	4-0.7	4
RITTNER, Perrin	2	0		0-0	0.000	0-0.0	0
LSU	24	607		318-521	.610	1532-63.8	412
OPPONENTS	24						

1949-50 -- Record 13-12, 5-8 in the SEC, Coach Harry Rabenhorst (Year 22)

	GM	FG-FGA	PCT.	FT-FTA	PCT.	PTS-AVG.
DEAN, Joe	24	126		63-95	0.663	315-13.1
MEADOR, Bob	25	126		46-86	0.535	298-11.9
MURPHY, Gene	23	87		70-123	0.569	244-10.6
BOGGESS, Bob	25	83		87-114	0.763	253-10.1
THOMPSON, Dick	24	57		35-53	0.660	149-6.2
JOHNSON, Byron	25	51		18-46	0.391	120-4.8
STONE, Orval	25	36		20-35	0.571	92-3.7
OZBURN, Joe	19	26		7-14	0.500	59-3.1
FREEMAN, Mark	13	11		1-5	0.200	23-1.8
RITTNER, Perrin	2	1		1-1	1.000	3-1.5
LINDSEY, Jim	16	9		1-5	0.200	19-1.2
JOHNSON, Gene	7	2		1-1	1.000	5-0.7
GREGORY, Otho (Sonny) --		0		0-0	0.000	0-0.0
LSU	25	615		350-578	.605	1580-63.2
OPPONENTS	25					

Year-by-Year Starting Lineups

Since 1973-74 (Lineups compiled based on most starts/lineups at end of season)

2021

G	Cameron Thomas	Fr.	23.0 ppg	3.4 rpg
G	Javonte Smart	Jr.	16.0 ppg	4.0 apg
F	Trendon Watford	So.	16.3 ppg	7.4 rpg
F	Darius Days	Jr.	11.6 ppg	7.8 rpg
F	Aundre Hyatt	So.	4.2 ppg	3.1 rpg

2020

G	Skylar Mays	Sr.	16.7 ppg	5.0 rpg
G	Javonte Smart	So.	12.5 ppg	4.2 apg
F	Trendon Watford	Fr.	13.6 ppg	7.2 rpg
F	Emmitt Williams	So.	13.3 ppg	6.6 rpg
F	Darius Days	So.	11.1 ppg	6.8 rpg

2019

G	Tremont Waters	So.	15.3 ppg	5.8 apg
G	Skylar Mays	Jr.	13.4 ppg	3.3 rpg
G	Javonte Smart	Fr.	11.1 ppg	3.3 rpg
F	Naz Reid	Fr.	13.6 ppg	7.2 rpg
F	Kavell Bigby-Williams	Sr.	7.9 ppg	6.7 rpg

2018

G	Tremont Waters	Fr.	15.9 ppg	6.0 apg
G	Skylar Mays	So.	11.3 ppg	4.0 rpg
G	Brandon Sampson	Jr.	7.7 ppg	2.6 rpg
C	Duop Reath	Sr.	12.5 ppg	5.3 rpg
F	Aaron Epps	Sr.	9.5 ppg	5.5 rpg

2017

G	Skylar Mays	Fr.	8.3 ppg	3.6 apg
G	Antonio Blakeney	So.	17.2 ppg	4.8 rpg
G	Brandon Sampson	So.	11.6 ppg	3.1 rpg
F	Aaron Epps	Jr.	6.2 ppg	4.4 rpg
F	Duop Reath	Jr.	12.0 ppg	6.2 rpg

2016

G	Keith Hornsby	Sr.	13.1 ppg	2.9 rpg
G	Tim Quarterman	Jr.	11.2 ppg	3.6 apg
G	Antonio Blakeney	Fr.	12.6 ppg	3.4 rpg
F	Ben Simmons	Fr.	19.2 ppg	11.8 rpg
F	Craig Victor II	So.	11.5 ppg	5.6 rpg

2015

G	Keith Hornsby	Jr.	13.4 ppg	4.2 rpg
G	Tim Quarterman	So.	11.5 ppg	4.0 apg
G	Jalyn Patterson	Fr.	6.8 ppg	2.4 rpg
F	Jordan Mickey	So.	15.4 ppg	9.9 rpg
F	Jarell Martin	So.	16.9 ppg	9.2 rpg

2014

G	Anthony Hickey	Jr.	8.4 ppg	3.7 apg
G	Andre Stringer	Sr.	11.8 ppg	2.6 apg
F	Jarell Martin	Fr.	10.3 ppg	4.6 rpg
F	Jordan Mickey	Fr.	12.7 ppg	7.9 rpg
F	Johnny O'Bryant III	Jr.	15.4 ppg	7.7 rpg

2013

G	Anthony Hickey	So.	11.2 ppg	3.7 apg
G	Andre Stringer	Jr.	10.4 ppg	2.1 apg
G	Charles Carmouche	Sr.	10.7 ppg	3.6 apg
C	Andrew Del Piero	Sr.	4.3 ppg	3.1 rpg
F	Johnny O'Bryant III	So.	13.6 ppg	8.7 rpg

2012

G	Anthony Hickey	Fr.	8.9 ppg	3.8 apg
G	Andre Stringer	So.	10.1 ppg	2.7 apg
C	Justin Hamilton	Jr.	12.9 ppg	7.2 rpg
F	Ralston Turner	So.	9.1 ppg	3.0 rpg
F	Johnny O'Bryant III	Fr.	8.5 ppg	6.7 rpg

2011

G	Andre Stringer	Fr.	11.2 ppg	2.6 apg
G	Ralston Turner	Fr.	12.3 ppg	2.6 rpg
F	M. Derenbecker	Fr.	6.5 ppg	2.1 rpg
F	Storm Warren	Jr.	7.7 ppg	5.7 rpg
F	Malcolm White	Jr.	7.6 ppg	5.1 rpg

2010

G	Bo Spencer	So.	14.5 ppg	2.5 rpg
G	Chris Bass	So.	2.3 ppg	2.4 rpg
G	Aaron Dotson	Fr.	3.2 ppg	1.3 rpg
F	Storm Warren	So.	11.8 ppg	7.2 rpg
F	Tasmin Mitchell	Sr.	16.8 ppg	9.4 rpg

2009

G	Marcus Thornton	Sr.	21.1 ppg	5.5 rpg
G	Bo Spencer	So.	11.4 ppg	2.9 rpg
G	Garrett Temple	Sr.	7.1 ppg	4.5 rpg
C	Chris Johnson	Sr.	7.7 ppg	7.2 rpg
F	Tasmin Mitchell	Jr.	16.4 ppg	7.2 rpg

2008

G	Marcus Thornton	Jr.	19.6 ppg	5.6 rpg
G	Garrett Temple	Jr.	6.4 ppg	4.2 rpg
G	Terry Martin	Jr.	8.3 ppg	2.5 rpg
F	Anthony Randolph	Fr.	15.6 ppg	8.5 rpg
C	Chris Johnson	Jr.	11.6 ppg	6.6 rpg

2007

G	Garrett Temple	So.	8.6 ppg	3.7 rpg
G	Terry Martin	So.	10.5 ppg	2.8 rpg
F	Darnell Lazare	Sr.	7.4 ppg	4.5 rpg
F	Tasmin Mitchell	So.	14.5 ppg	5.9 rpg
F	Glen Davis	Jr.	17.7 ppg	10.4 rpg

2006

G	Darrell Mitchell	Sr.	16.8 ppg	3.7 rpg
G	Garrett Temple	Fr.	5.1 ppg	2.6 rpg
F	Tasmin Mitchell	Fr.	11.4 ppg	5.6 rpg
F	Glen Davis	So.	18.6 ppg	9.7 rpg
F	Tyrus Thomas	Fr.	12.3 ppg	9.2 rpg

2005

G	Tack Minor	Jr.	10.8 ppg	3.9 rpg
G	Antonio Hudson	Jr.	13.1 ppg	3.2 rpg
G	Darrell Mitchell	Jr.	13.1 ppg	2.6 rpg
F	Brandon Bass	So.	17.3 ppg	9.1 rpg
F	Glen Davis	Fr.	13.5 ppg	8.8 rpg

2004

G	Xavier Whipple	So.	4.1 ppg	2.4 rpg
G	Antonio Hudson	So.	10.2 ppg	3.9 rpg
F	Brandon Bass	Fr.	12.8 ppg	7.4 rpg
F	Jaime Lloreda	Sr.	16.9 ppg	11.6 rpg
F	Regis Koundia	So.	3.9 ppg	3.6 rpg

2003

G	Torris Bright	Sr.	11.1 ppg	3.1 rpg
G	Collis Temple III	Sr.	10.8 ppg	3.5 rpg
G	Antonio Hudson	Fr.	7.5 ppg	2.9 rpg
F	Ronald Dupree	Sr.	15.8 ppg	7.8 rpg
F	Jaime Lloreda	Jr.	12.3 ppg	9.0 rpg

2002

G	Torris Bright	Jr.	13.4 ppg	3.8 rpg
G	Jermaine Williams	So.	6.3 ppg	4.6 rpg
G	Collis Temple III	Jr.	13.4 ppg	6.0 rpg
F	Ronald Dupree	Jr.	16.2 ppg	8.5 rpg
F	Brad Bridgewater	Jr.	6.7 ppg	3.9 rpg

2001

G	Torris Bright	So.	10.8 ppg	2.8 rpg
G	Collis Temple III	So.	14.1 ppg	4.6 rpg
F	Ronald Dupree	So.	17.3 ppg	8.8 rpg
F	Brian Beshara	So.	11.2 ppg	6.0 rpg
F	Jermaine Williams	Fr.	7.4 ppg	3.9 rpg

2000

G	Torris Bright	Fr.	10.0 ppg	3.7 rpg
G	Lamont Roland	Jr.	10.9 ppg	4.6 rpg
F	Brian Beshara	Jr.	11.0 ppg	5.1 rpg
F	Jabari Smith	Sr.	12.5 ppg	7.0 rpg
F	Stromile Swift	So.	16.2 ppg	8.2 rpg

1999

G	Maurice Carter	Sr.	17.3 ppg	5.7 rpg
G	Willie Anderson	Sr.	7.3 ppg	2.9 rpg
F	Brian Beshara	So.	11.0 ppg	5.3 rpg
F	Jabari Smith	Jr.	12.7 ppg	9.7 rpg
F	Stromile Swift	Fr.	7.6 ppg	4.3 rpg

1998

G	Maurice Carter	Jr.	14.4 ppg	3.7 rpg
G	Willie Anderson	Jr.	12.9 ppg	3.2 rpg
F	DeJuan Collins	Jr.	8.8 ppg	3.7 rpg
F	Rogers Washington	Jr.	9.2 ppg	4.1 rpg
F	Cedric Carter	Jr.	8.1 ppg	6.1 rpg

1997

G	Gene Nabors	So.	5.0 ppg	2.7 rpg
G	Maurice Carter	Fr.	9.8 ppg	2.3 rpg
F	Duane Spencer	Sr.	15.1 ppg	7.7 rpg
F	Rogers Washington	So.	8.4 ppg	4.3 rpg
F	Nick Sheppard	So.	7.1 ppg	5.7 rpg

1996

G	Gene Nabors	Fr.	5.2 ppg	4.2 rpg
G	Ronnie Henderson	Jr.	21.8 ppg	4.7 rpg
F	Roman Rubchenko	Sr.	11.2 ppg	6.9 rpg
F	Duane Spencer	Jr.	7.9 ppg	5.7 rpg
G	Deuce Ford	Jr.	11.5 ppg	5.4 rpg

1995

G	Randy Livingston	Fr.	14.0 ppg	4.0 rpg
G	Ronnie Henderson	So.	23.3 ppg	5.3 rpg
F	Clarence Caesar	Sr.	12.6 ppg	7.0 rpg
F	Landers Nolley	Jr.	10.7 ppg	4.7 rpg
F	Roman Rubchenko	Jr.	9.8 ppg	5.9 rpg

1994

G	Jaime Brandon	Jr.	16.5 ppg	5.7 rpg
G	Andre' Owens	Sr.	9.0 ppg	1.6 rpg
G	Sean Gipson	Sr.	5.7 ppg	5.1 rpg
F	Clarence Carter	Jr.	14.6 ppg	6.3 rpg
F	Lenear Burns	Sr.	9.3 ppg	5.4 rpg

1993

G	Mike Hansen	Sr.	5.9 ppg	1.0 rpg
C	Geert Hammink	Sr.	15.3 ppg	10.2 rpg
G	Sean Gipson	Jr.	9.2 ppg	4.9 rpg
F	Andre' Owens	Jr.	8.1 ppg	1.9 rpg
F	Clarence Caesar	Jr.	9.8 ppg	6.2 rpg

1992

G	Justin Anderson	Sr.	7.4 ppg	2.5 rpg
G	Jamie Brandon	Fr.	10.5 ppg	2.5 rpg
C	Shaquille O'Neal	Jr.	24.1 ppg	14.0 rpg
F	Vernel Singleton	Sr.	14.3 ppg	6.6 rpg
F	Clarence Caesar	So.	11.5 ppg	4.8 rpg

1991

G	Mike Hansen	So.	12.7 ppg	2.2 rpg
G	T.J. Pugh	Jr.	6.6 ppg	3.7 rpg
G	Shawn Griggs	Fr.	8.9 ppg	3.8 rpg
C	Shaquille O'Neal	So.	27.6 ppg	14.7 rpg
F	Vernel Singleton	Jr.	15.2 ppg	5.9 rpg

1990

G	Chris Jackson	So.	27.8 ppg	2.5 rpg
G	"Mo" Williamson	So.	12.2 ppg	2.3 rpg
C	Shaquille O'Neal	Fr.	13.9 ppg	12.0 rpg
F	Wayne Sims	Jr.	7.8 ppg	4.8 rpg
F	Stanley Roberts	Fr.	14.1 ppg	9.8 rpg

1989

G	Chris Jackson	Fr.	30.2 ppg	3.4 rpg
G	Lyle Morton	So.	8.2 ppg	3.2 rpg
F	Wayne Sims	So.	13.3 ppg	7.6 rpg
F	Vernel Singleton	Fr.	10.8 ppg	7.8 rpg
F	Ricky Blanton	Sr.	20.3 ppg	8.2 rpg

Year-by-Year Starting Lineups

1988

G	Daryl Joe	So.	11.9 ppg	2.7 rpg
G	Fess Irvin	Sr.	3.6 ppg	1.3 rpg
F	Ricky Blanton	Jr.	17.0 ppg	8.8 rpg
F	Jose Vargas	Sr.	14.5 ppg	8.2 rpg
F	Bernard Woodside	Sr.	5.8 ppg	4.2 rpg

1987

G	Daryl Joe	Fr.	8.4 ppg	2.9 rpg
G	Oliver Brown	Sr.	6.5 ppg	7.3 rpg
F	Nikita Wilson	Sr.	15.6 ppg	7.0 rpg
F	Bernard Woodside	Jr.	6.9 ppg	4.0 rpg
F	Anthony Wilson	Sr.	16.6 ppg	3.6 rpg

1986

G	Derrick Taylor	Sr.	13.8 ppg	1.7 rpg
G	Don Redden	Sr.	13.0 ppg	4.8 rpg
C	Ricky Blanton	So.	6.3 ppg	4.9 rpg
F	John Williams	So.	17.8 ppg	8.5 rpg
F	Jose Vargas	So.	3.0 ppg	2.5 rpg

1985

G	Don Redden	Jr.	9.7 ppg	2.9 rpg
G	Derrick Taylor	Jr.	9.1 ppg	1.7 rpg
F	Nikita Wilson	So.	15.0 ppg	6.9 rpg
F	John Williams	Fr.	13.4 ppg	6.6 rpg
F	Jerry Reynolds	Jr.	11.0 ppg	6.1 rpg

1984

G	Derrick Taylor	So.	13.4 ppg	1.7 rpg
G	John Tudor	Sr.	8.2 ppg	3.6 rpg
C	Leonard Mitchell	Sr.	11.9 ppg	7.3 rpg
F	Jerry Reynolds	So.	14.2 ppg	8.2 rpg
F	Nikita Wilson	Fr.	6.0 ppg	5.2 rpg

1983

G	Johnny Jones	Jr.	6.5 ppg	4.0 rpg
G	John Tudor	Jr.	6.7 ppg	3.1 rpg
F	Howard Carter	Sr.	17.6 ppg	4.7 rpg
C	Leonard Mitchell	Jr.	14.7 ppg	9.1 rpg
F	Jerry Reynolds	Fr.	10.6 ppg	6.2 rpg

1982

G	Derrick Taylor	So.	13.4 ppg	1.7 rpg
G	Johnny Jones	So.	5.0 ppg	1.1 rpg
G	John Tudor	So.	2.7 ppg	2.9 rpg
C	Leonard Mitchell	So.	13.9 ppg	7.6 rpg
F	Howard Carter	Jr.	16.7 ppg	5.6 rpg

1981

G	Ethan Martin	Sr.	11.5 ppg	2.9 rpg
G	Howard Carter	So.	16.0 ppg	4.1 rpg
C	Greg Cook	Sr.	9.2 ppg	5.3 rpg
F	Durand Macklin	Sr.	15.9 ppg	9.8 rpg
F	Leonard Mitchell	Fr.	10.8 ppg	7.2 rpg

1980

G	Ethan Martin	Jr.	11.9 ppg	1.9 rpg
G	Howard Carter	Fr.	10.5 ppg	3.4 rpg
C	Greg Cook	Jr.	4.4 ppg	5.8 rpg
F	Durand Macklin	Jr.	17.6 ppg	9.7 rpg
F	DeWayne Scales	Jr.	16.3 ppg	7.9 rpg

1979

G	Al Green	Sr.	17.7 ppg	3.4 rpg
G	Ethan Martin	So.	9.7 ppg	2.5 rpg
C	Lionel Green	Sr.	9.7 ppg	11.1 rpg
F	DeWayne Scales	So.	19.4 ppg	9.1 rpg
F	Greg Cook	So.	6.3 ppg	6.3 rpg

1978

G	Kenny Higgs	Sr.	13.7 ppg	4.0 apg
G	Jordy Hultberg	So.	9.7 ppg	2.1 rpg
C	Lionel Green	Jr.	5.2 ppg	7.1 rpg
F	Rudy Macklin	So.	19.0 ppg	10.6 rpg
F	DeWayne Scales	Fr.	13. ppg	2.2 rpg

1977

G	Kenny Higgs	Jr.	17.7 ppg	8.9 apg
G	Jordy Hultberg	Fr.	12.8 ppg	4.0 apg
C	Bob Miller	Sr.	8.9 ppg	2.3 rpg
F	Rudy Macklin	Fr.	14.8 ppg	11.8 rpg
F	Greg Cook	Fr.	11.5 ppg	9.2 rpg

1976

G	Kenny Higgs	So.	22.2 ppg	6.7 apg
G	Donald Newman	Fr.	5.5 ppg	4.5 apg
C	Floyd Bailey	So.	11.5 ppg	8.1 rpg
F	Ed LeBlanc	Sr.	10.7 ppg	10.4 rpg
F	Lionel Green	Fr.	5.4 ppg	6.3 rpg

1975

G	Kenny Higgs	Fr.	18.1 ppg	4.8 apg
G	Mike Darnall	Sr.	6.3 ppg	6.7 apg
C	Ed LeBlanc	Jr.	7.8 ppg	5.1 rpg
F	Glenn Hansen	Sr.	21.7 ppg	10.0 rpg
F	Randy Herring	Sr.	5.6 ppg	3.8 rpg

1974

G	Eddie Palubinskas	Sr.	18.4 ppg	3.7 apg
G	Mike Darnall	Jr.	6.5 ppg	3.1 apg
C	Collis Temple	Sr.	15.0 ppg	10.5 rpg
F	Glenn Hansen	Jr.	19.4 ppg	9.0 rpg
F	Ed LeBlanc	So.	6.8 rpg	5.1 rpg

100 Point Games

1942-43

LSU 101, Camp Livingston 50 (H)

1951-52

LSU 103, Mississippi State 78 (H) - Jan. 14, 1952

1952-53

LSU 124, Southwestern (Tenn.) 33 (H) - Dec. 8, 1952
LSU 100 (#8), Villanova 94 (Sugar Bowl) - Dec. 29, 1952

1953-54

LSU 128, Louisiana College 74 (H) - Dec. 7, 1953
LSU 100, Georgia 53 (H) - Jan. 9, 1954

1955-56

LSU 100, Ole Miss 76 (H) - Feb. 6, 1956

1967-68

Florida State 130, LSU 100 (Milw. Cl.) - Dec. 16, 1967
LSU 111, Mississippi St. 87 (H) - Dec. 22, 1967
LSU 100, Tulane 91 (A) - Jan. 11, 1968
LSU 104, Clemson 81 (H) - Jan. 24, 1968

1968-69

LSU 109, Loyola (N.O.) 82 (A) - Dec. 2, 1968
LSU 101, Oklahoma City 85 (A) - Dec. 28, 1968
LSU 120, Pittsburgh 79 (H) - Jan. 31, 1969

1969-70

LSU 100, Loyola (N.O.) 87 (H) - Dec. 9, 1969
LSU 109, Vanderbilt 86 (H) - Dec. 11, 1969
LSU 111, Clemson 103 (A) - Dec. 20, 1969
LSU 109, Ole Miss 86 (H) - Jan. 31, 1970
LSU 109, Mississippi State 91 (H) - Feb. 2, 1970
Alabama 106, LSU 104 (A) - Feb. 7, 1970
LSU 127, Tulane 114 (H) - Feb. 9, 1970
Kentucky 121 (#2), LSU 105 (H) - Feb. 21, 1970
LSU 103, Ole Miss 90 (A) - Feb. 28, 1970

1970-71

LSU 109, Loyola (N.O.) 103 (A) - Dec. 1, 1970
LSU 106, Auburn 92 (A) - Jan. 9, 1971
LSU 107, Alabama 78 (H) - Feb. 6, 1971
LSU 114, Auburn 94 (H) - Feb. 15, 1971

1971-72

LSU 103, Loyola (N.O.) 85 (H) - Jan. 8, 1972

1972-73

LSU 107, Southern Miss 79 (H) - Feb. 19, 1973

1973-74

LSU 105, Iona 78 (H) - Dec. 22, 1973
LSU 102, Boston University 64 (H) - Dec. 30, 1973
LSU 102, Florida 81 (H) - Feb. 9, 1974

1974-75

LSU 105, Duke 95 (Carolina Classic) - Dec. 20, 1974
LSU 113, St. Peter's 101 (H) - Dec. 27, 1974

1975-76

LSU 109, CCNY 73 (La. Classic) (H) - Nov. 28, 1975
LSU 100, Ole Miss 75 (H) - Jan. 10, 1976

1976-77

LSU 100, Samford 89 (H) - Dec. 6, 1976
LSU 101, Montana State 80 (H) - Dec. 27, 1976
Tennessee 108, LSU 102 (H) - Jan. 15, 1977

1977-78

LSU 120, Tulane 88 (H) - Dec. 7, 1977
LSU 121, Tennessee 87 (H) - Jan. 9, 1978
LSU 101, Tennessee 86 (A) - Feb. 6, 1978
LSU 101, Auburn 85 (OT) (A) - Feb. 20, 1978
LSU 103, Alabama 85 (H) - March 6, 1978

1978-79

LSU 112 (#14), St. Francis 81 (H) - Nov. 24, 1978
LSU 109 (#11), Tulane 85 (H) - Dec. 4, 1978
LSU 100 (#7), Colgate 73 (H) - Dec. 29, 1978

1979-80

LSU 112 (#7), Florida 81 (H) - Dec. 1, 1979
LSU 104 (#7), New Orleans 78 (H) - Dec. 3, 1979
LSU 103 (#6), Maine 81 (H) - Dec. 15, 1979

1980-81

LSU 119 (#15), Tulane 81 (H) - Dec. 6, 1980
LSU 100 (#10), UNC-W 68 (H) - Dec. 29, 1980
LSU 100 (#4), Lamar 78 (NCAA) (A) - March 14, 1981

1982-83

LSU 115, Cleveland State 77 (H) - Dec. 18, 1982

1983-84

LSU 104 (#11), U.S. Inter. 66 (H) - Jan. 16, 1984

1984-85

LSU 102 (#16), Loyola (IL) 96 (H) - Nov. 28, 1984
LSU 103 (#18), Utah State 71 (H) - Dec. 28, 1984

1985-86

LSU 101 (#12), Hawaii-Pacific 89 (A) - Dec. 1, 1985

1986-87

LSU 117, Illinois-Chicago 84 (N) - Dec. 30, 1986

1988-89

Louisiana Tech 111, LSU 109 (OT) (H) - Dec. 6, 1988
LSU 111, Florida 101 (A) - Dec. 10, 1988
LSU 128, Tennessee-Martin 89 (H) - Dec. 20, 1988
Illinois 127 (#5), LSU 100 (H) - Dec. 22, 1988
LSU 101, Morehead State 88 (N) - Dec. 28, 1988
LSU 104, Auburn 77 (H) - Jan. 7, 1989
LSU 105, Ole Miss 75 (H) - Feb. 1, 1989
LSU 104 (#19), Auburn 91 (A) - Feb. 8, 1989
LSU 122 (#19), Tennessee 106 (H) - Feb. 11, 1989
Ole Miss 113, LSU 112 (OT) (A) - Feb. 4, 1989

1989-90

LSU 116 (#9), Lamar 76 (H) - Dec. 4, 1989
LSU 100 (#9), Hardin Simmons 66 (H) - Dec. 30, 1989
LSU 124 (#11), Texas 113 (N-Houston) - Jan. 2, 1990
LSU 111 (#11), Tennessee 94 (H) - Jan. 8, 1990
LSU 101 (#13), Vanderbilt 72 (H) - Jan. 16, 1990
LSU 107 (#16), UNLV 105 (H) - Jan. 28, 1990
LSU 148 (#14), Loyola Marymount 141 (#20)(OT) (H) - Feb. 3, 1990
LSU 119 (#11), Tennessee 113 (A) - Feb. 10, 1990
LSU 121 (#9), Vanderbilt 108 (A) - Feb. 18, 1990
LSU 103 (#15), Ole Miss 94 (H) - March 3, 1990

1990-91

LSU 117 (#14), SE Louisiana 68 (H) - Nov. 26, 1990
LSU 101 (#20), Texas 87 (#22) (H) - Nov. 30, 1990
LSU 101 (#18), Chapman 68 (H) - Dec. 7, 1990
LSU 122 (#10), Loyola Marymount 114 (H) - Dec. 20, 1990
LSU 118 (#15), Nicholls State 76 (H) - Dec. 29, 1990
LSU 107 (#19), Kentucky 88 (#10)(H) - Feb. 5, 1991
LSU 119 (19), Tennessee 87 (H) - Feb. 23, 1991

1991-92

LSU 101, Southeastern La. 64 (H) - Dec. 17, 1991
LSU 159, Northern Arizona 86 (H) - Dec. 28, 1991
LSU 123, Nicholls State 61 (H) - Dec. 30, 1991
LSU 115, McNeese State 67 (H) - Jan. 20, 1992
LSU 100, Ole Miss 69 (H) - Feb. 25, 1992

1993-94

LSU 100, Winthrop 71 (H) - Dec. 28, 1993
Arkansas 108, (#1) LSU 105 (OT) (H) - March 2, 1994

1994-95

LSU 106, Southeastern Louisiana 80 (H) - Nov. 25, 1994
LSU 127, George Mason 104 (H) - Dec. 3, 1994
LSU 113, Troy 78 (H) - Dec. 6, 1994
LSU 105, Georgia State 70 (H) - Dec. 28, 1994

1995-96

LSU 109, Southern 100 (H) - Nov. 29, 1995
LSU 104, Louisiana College 65 (H) - Dec. 23, 1995

1999-00

LSU 112, Grambling State 37 (H) - Nov. 20, 1999
LSU 103, Wyoming 86 (N) - Nov. 27, 1999

2002-03

LSU 112, (#23), Centenary 65 (H) - Jan. 15, 2003

2004-05

LSU 113, Ohio State 101 (2OT) (H) - Jan. 15, 2005

2005-06

LSU 104, Nicholls State 57 (H) - Nov. 21, 2005

2012-13

LSU 102, Northwestern State 95 (H) - Nov. 20, 2012

2015-16

LSU 119, North Florida 108 (H) -- Dec. 12, 2015
LSU 100, Oral Roberts 77 (H) -- Dec. 19, 2015

2017-18

LSU 105, Samford 86 (H) -- Nov. 16, 2017
LSU 104, North Florida 52 (H) -- Dec. 22, 2017

2019-20

LSU 109, Northwestern State 59 (H) -- Dec. 8, 2019

2020-21

LSU 104, Auburn 80 (H) -- Feb. 20, 2021

100 Point Facts

- LSU record when LSU scores 100 or more points: 103-8 (92.8%)
- LSU has won 41 of the last 42 games when scoring 100 or more points, including the last 18.
- LSU record when opponents score 100 points or more: 14-78 (15.2%)
- LSU record when both teams score 100 points in the same game: 16-10 (61.5%)

100 Point Games by Coaches

COACH	TOT	W-L
Will Wade	4	4-0
Johnny Jones	3	3-0
John Brady	5	5-0
Dale Brown	71	66-5
Press Maravich	21	18-3
Harry Rabenhorst	6	6-0
Dale Morey	1	1-0

Most 100 Point Games by Year, Record

1989-90	10	10-0
1988-89	10	7-3
1969-70	9	7-2
1990-91	7	7-0
1991-92	5	5-0
1977-78	5	5-0
1994-95	4	4-0
1967-68	4	3-1

Overtime Games

DATE	SCORE	SITE
01/13/41	Alabama 36, LSU 32	Tuscaloosa, Ala.
02/27/42	Alabama 45, LSU 31	Louisville, Ky.
03/04/50	Tennessee 81, LSU 79	Louisville, Ky.
01/08/55	Georgia 76, LSU 70	Athens, Ga.
02/12/55	Georgia Tech 79, LSU 72	Baton Rouge
12/08/56	Loyola (N.O.) 77, LSU 73	Baton Rouge
01/18/57	Tulane 66, LSU 64	Baton Rouge
12/10/59	Loyola (N.O.) 66, LSU 65	Baton Rouge
12/3/60	Duke 80, LSU 74	Durham, N.C.
12/16/60	LSU 73, Texas Tech 69	Lubbock, Texas
12/29/60	Furman 56, LSU 55 (3ot)	Greenville, S.C.
12/21/61	Arkansas 84, LSU 81	Shreveport
01/07/63	Georgia 76, LSU 67	Athens, Ga.
01/12/63	LSU 61, Tennessee 60	Baton Rouge
12/09/66	Loyola (N.O.) 87, LSU 86 (2ot)	New Orleans
01/14/67	Alabama 76, LSU 74	Tuscaloosa, Ala.
02/10/68	LSU 93, Florida 92	Baton Rouge
12/14/68	Tulane 101, LSU 99 (2ot)	Baton Rouge
12/18/68	LSU 93, Florida 89	Baton Rouge
02/01/69	Ole Miss 84, LSU 81	Baton Rouge
03/08/69	LSU 90, Georgia 80 (2ot)	Athens, Ga.
01/02/71	USC 80, LSU 76	Los Angeles, Calif.
02/12/72	Alabama 103, LSU 99 (4ot)	Tuscaloosa, Ala.
1/19/74	Alabama 80, LSU 79	Baton Rouge
02/16/74	Miss. State 87, LSU 84	Baton Rouge
02/22/75	LSU 96, Georgia 90	Baton Rouge
02/05/77	Alabama 77, LSU 70	Baton Rouge
01/02/78	Miss. State 84, LSU 82	Starkville, Miss.
02/11/78	LSU 95, Kentucky 94	Baton Rouge
02/20/78	LSU 101, Auburn 95	Auburn, Ala.
01/20/79	LSU 70, Ole Miss 69	Oxford, Miss.
02/10/79	LSU 88, Florida 82	Gainesville, Fla.
01/12/80	Georgia 73, LSU 72 (2ot)	Athens, Ga.
02/06/80	LSU 68, Alabama 66	Tuscaloosa, Ala.
02/24/80	Kentucky 76, LSU 74	Baton Rouge
11/28/81	UNLV 83, LSU 79	Las Vegas, Nev.
03/11/83	Tenn. 74, LSU 71 (SECT)	Birmingham, Ala.
03/16/83	UNO 99, LSU 94 (NIT)	Baton Rouge
02/04/84	LSU 69, Georgia 68	Baton Rouge
02/06/84	LSU 61, Tennessee 59	Baton Rouge
02/17/84	Alabama 51, LSU 49	Tuscaloosa, Ala.
03/11/84	Alabama 72, LSU 70	Nashville, Tenn.
03/13/86	LSU 94, Purdue 87 (2ot-NCAA)	Baton Rouge
01/10/87	Georgia 64, LSU 63	Baton Rouge
02/04/87	LSU 82, Ole Miss 75	Baton Rouge
03/07/87	LSU 89, UGA 88 (2ot-SECT)	Atlanta, Ga.
01/09/88	LSU 69, Ole Miss 61	Oxford, Miss.
12/06/88	La. Tech 111, LSU 109	Baton Rouge
03/04/89	Ole Miss 113, LSU 112	Oxford, Miss.
01/04/90	Miss. St. 87, LSU 80	Starkville, Miss.
01/24/90	Georgia 94, LSU 92	Baton Rouge
02/03/90	LSU 148, Loyola Marymount 141	Baton Rouge
03/03/92	Arkansas 106, LSU 92	Fayetteville, Ark.
01/13/93	LSU 84, Miss. State 76	Starkville, Miss.
12/04/93	LSU 95, Nicholls St. 90	Baton Rouge
03/02/94	Arkansas 108, LSU 105	Baton Rouge
01/21/95	LSU 87, Ole Miss 81	Baton Rouge
12/07/96	Louisville 93, LSU 87	Anaheim, Calif.
01/08/97	LSU 88, Florida 82	Baton Rouge
12/19/98	LSU 63, Texas 61	Baton Rouge
02/10/99	Alabama 72, LSU 71 (3ot)	Tuscaloosa, Ala.
02/13/01	Florida 91, LSU 74	Baton Rouge
02/28/01	LSU 78, Ole Miss 77	Baton Rouge
11/23/01	Weber State 75, LSU 74	Hilo, Hawaii
02/13/02	LSU 68, Miss. State 65	Baton Rouge
12/18/04	Southern Miss 88, LSU 84	Biloxi, Miss.
01/15/05	LSU 113, Ohio St. 101 (2ot)	Baton Rouge
01/19/05	LSU 66, Arkansas 63	Baton Rouge
03/12/05	Kentucky 79, LSU 78 (SECT)	Atlanta, Ga.
11/26/05	LSU 71, WVU 68	Morgantown, WV.
03/25/06	LSU 70, Texas 60 (NCAAT)	Atlanta, Ga.
12/10/06	Texas 76, LSU 75	Houston, Texas
03/08/07	LSU 76, Tennessee 75 (SECT)	Atlanta, Ga.
11/21/07	Arizona State 87, LSU 84	Lahaina, Maui
02/11/09	LSU 97, Miss. St. 94 (2ot)	Starkville, Miss.
12/22/09	Wash. State 73, LSU 72	Seattle, Wash.
12/13/10	Coastal Carolina 78, LSU 69	Baton Rouge
12/16/10	LSU 78, McNeese 66	Baton Rouge
11/23/11	South Alabama 79, LSU 75	Baton Rouge
01/17/12	LSU 65, Auburn 58	Baton Rouge
02/14/12	LSU 69, Miss. State 67	Baton Rouge

Overtime Games

02/29/12	Tennessee 74, LSU 69	Baton Rouge
01/16/13	South Carolina 82, LSU 73	Baton Rouge
02/23/13	LSU 97, Alabama 94 (3ot)	Baton Rouge
12/01/13	LSU 70, Butler 68	Orlando, Fla.
1/15/14	Ole Miss 88, LSU 74	Oxford, Miss.
2/22/14	Kentucky 77, LSU 76	Lexington, Ky.
11/18/14	LSU 69, Texas Tech 64	Baton Rouge
1/8/15	Missouri 74, LSU 67	Columbia, Mo.
1/10/15	LSU 87, Georgia 84 (2 ot)	Baton Rouge
1/24/15	LSU 79, Vanderbilt 75	Nashville, Tenn.
3/13/15	Auburn 73, LSU 70 (SECT)	Nashville, Tenn.
11/24/15	NC State, 83, LSU 72	Brooklyn, N. Y.
12/13/15	Houston 105, LSU 98	Houston, Texas
2/28/18	South Carolina 83, LSU 74	Columbia, SC
11/23/18	Florida State 79, LSU 76	Orlando, Florida
1/12/19	LSU 94, Ark. 88	Fayetteville, Arkansas
1/26/19	LSU 86, Missouri 80	Columbia, Missouri
2/6/19	LSU 92, Miss. St. 88	Starkville, Miss.
2/20/19	Florida 82, LSU 77	Baton Rouge
2/23/19	LSU 82, Tennessee 80	Baton Rouge
3/6/19	LSU 79, Florida 78	Gainesville, Florida
1/14/20	LSU 89, Texas A&M 85	College Station, Texas
2/8/20	Auburn 91, LSU 90	Auburn, Alabama
1/6/21	LSU 94, Georgia 92	Baton Rouge

Overtime Record **46-59 (43.8%)**

At Home	26-21 (55.3%)
On Road	16-23 (41.0%)
Neutral	4-15 (21.0%)

Coaches Overtime Records

COACH	TOT	W-L
Will Wade	11	7-4
Johnny Jones	12	5-7
Trent Johnson	8	4-4
John Brady	15	8-7
Dale Brown	36	17-19
Press Maravich	9	3-6
Jay McCreary	7	2-5
Harry Rabenhorst	7	0-7

Single, Double, Triple Quadruple OT Games

Single Overtime Games --	38-52 (42.2%)
2 OT Games --	6-3 (66.7%)
3 OT Games --	1-2 (33.3%)
4 OT Game --	0-1 (00.0%)

Most Overtimes In A Season

2018-19 --	7 --	5-2 record
2014-15 --	5 --	3-2 record
2011-12 --	4 --	2-2 record
2004-05 --	4 --	2-2 record
1983-84 --	4 --	2-2 record
1968-69 --	4 --	2-2 record

LSU Rallies

The following are the 62 games in which LSU rallied to win from at least a 5-point halftime deficit (2021 to 1981):

DATE	OPPONENT	LSU HALFTIME DEFICIT	LSU WINS BY SCORE OF
2019-20			
Feb. 12, 2020	vs. Missouri	-6	82-78
2018-19			
Feb. 6, 2019	at Miss. State	-8	92-88 OT
Feb. 12, 2019	at Kentucky	-8	73-71
Feb. 23, 2019	Tennessee	-5	82-80 OT
2016-17			
Dec. 13, 2016	NC Central	-7	70-66
Jan. 4, 2017	at Mizzou	-5	88-77
2015-16			
Dec. 13, 2015	North Florida	-8	119-108
Jan. 23, 2016	at Alabama	-5	72-70
2014-15			
Jan. 24, 2015	at Vandy	-5	79-75
Dec. 18, 2014	at UAB	-6	79-70
Dec. 4, 2014	at #16 W. Virginia	-5 (down 14 2H)	74-73
Nov. 18, 2014	Texas Tech	-12	69-64 OT
2013-14			
March 6, 2014	at Vanderbilt	-8	57-51
2012-13			
Feb. 23, 2013	Alabama	-5	97-94 3 OT
Feb. 2, 2013	at Mississippi State	-14	69-68
Nov. 29, 2012	Seton Hall	-12	72-67
2011-2012			
Feb. 14, 2012	Mississippi State	-13	69-67 OT
Dec. 3, 2011	at Rutgers	-5	55-50
Nov. 29, 2011	at Houston	-8	59-58
2009-10			
Dec. 12, 2009	Northwestern State	-6	73-62
2008-09			
Feb. 18, 2009	at Arkansas	-6	72-69
Feb. 14, 2009	Ole Miss	-5	73-66
Dec. 22, 2008	McNeese State	-7	62-59
2007-08			
March 5, 2008	Alabama	-7	80-74
Nov. 20, 2007	Chaminade	-5	78-72
2006-07			
Dec. 2, 2006	at Tulane	-16	74-67
2005-06			
March 15, 2006	Iona (NCAA)	-5	80-64
Feb. 28, 2006	at South Carolina	-6	64-61
Feb. 25, 2006	Kentucky	-5	71-67
2004-05			
Feb. 24, 2005	at Auburn	-6	77-64
2003-04			
March 3, 2004	Ole Miss	-11	58-45

2001-02

Feb. 27, 2002	Ole Miss	-7	59-56
Feb. 13, 2002	Mississippi State	-15	68-65 OT

2000-01

Feb. 28, 2001	Ole Miss	-5	78-77 OT
---------------	----------	----	----------

1998-99

Feb. 17, 1999	South Carolina	-9	60-56
---------------	----------------	----	-------

1997-98

Dec. 19, 1998	Texas	-10	63-61 OT
---------------	-------	-----	----------

1996-97

Jan. 8, 1997	Florida	-6	88-82 OT
Dec. 28, 1996	Fresno State	-11	79-75
Nov. 29, 1996	Iona	-7	70-60

1995-96

Dec. 19, 1995	Centenary	-9	65-63
---------------	-----------	----	-------

1994-95

Jan. 21, 1995	Ole Miss	-5	87-81 OT
Jan. 17, 1995	at Alabama	-5	74-61

1993-94

Dec. 4, 1993	Nicholls State	-7	95-90 OT
--------------	----------------	----	----------

1992-93

Jan. 2, 1993	Drake	-12	94-86
--------------	-------	-----	-------

1991-92

Jan. 3, 1992	Texas (Superdome)	-5	84-83
Nov. 22, 1991	Louisiana-Monroe	11	77-76

1989-90

Feb. 21, 1990	Alabama	-6	75-69
---------------	---------	----	-------

1988-89

Jan. 25, 1989	at Georgia	-17	80-79
Jan. 14, 1989	at Kentucky	-7	64-62

1987-88

Feb. 17, 1988	Georgia	-5	63-62
Jan. 13, 1988	at Tennessee	-7	52-51
Dec. 12, 1987	Maryland	-6	55-54

1986-87

Feb. 25, 1987	Mississippi State	-6	55-46
---------------	-------------------	----	-------

1985-86

March 15, 1986	Memphis	-6	83-81
Dec. 17, 1985	at Texas	-7	72-65

1984-85

Feb. 14, 1985	at Tennessee	-6	87-82
Jan. 12, 1985	Tennessee	-9	75-65
Dec. 30, 1984	Alabama	-6	63-61

1983-84

Feb. 4, 1984	Georgia	-12	69-68
Nov. 26, 1983	at New Orleans	-9	67-59

1980-81

March 5, 1981	Florida (SECT)	-7	83-75
Jan. 14, 1981	at Alabama	-6	59-56

Buzzer Beaters/Biggest Wins

Here are LSU games that were decided on a made shot in the final five seconds. (Information taken from game play-by-plays available since the 1999-2000 season.)

2019-20

Auburn 91, LSU 90 (OT) -- Feb. 8, 2020 -- Auburn, Alabama

After LSU had taken the lead in overtime with 11 seconds to play, Auburn came down and got a bucket with a lane runner by J'Von McCormick with 0.1 remaining.

LSU 60, Miss. State 59 -- Jan. 12, 2020 -- Baton Rouge, Louisiana

Skylar Mays, with LSU down 1, took the ball the length of the floor and hit his first field goal of the half as the horn sounded from 18 feet to give the Tigers the victory.

2018-19

LSU 69, Maryland 67 -- March 23, 2019--Jacksonville, Florida (NCAA 2nd rd.)

Tremont Waters delivered a scoop-to-the-hoop layup with three seconds to play to give LSU the victory and send the Tigers to the NCAA Sweet 16 round.

LSU 82, Tennessee 80 -- Feb. 23, 2019 -- Baton Rouge, Louisiana

LSU scored with six seconds left in overtime to tie the game for the 11th time ... Tennessee came down and missed a three-point attempt and LSU got the rebound and Javonte Smart was fouled with a second to play. He hit two free throws for the difference in the game.

LSU 73, Kentucky 71 -- Feb. 12, 2019--Lexington, Kentucky

Kentucky tied the game with two free throws with six seconds remaining. Skylar Mays drove the length of the floor, missed a layup, but Kavell Bigby-Williams tipped in a rebound just before the buzzer sounded for the road victory.

Florida St. 79, LSU 76 -- Nov. 23, 2018 -- Lake Buena Vista, Florida

Mfiondu Kabengele hit a three-pointer with two seconds left for the win after LSU tied the game for the 12th time with 11 seconds remaining in overtime.

2017-18

LSU 69, Texas A&M 68 -- Jan. 6, 2018 -- College Station, Texas

Tremont Waters hit a three-pointer with 0.7 to play for LSU's first SEC win in the Will Wade era ... Waters had made a three-pointer with 12 seconds left to cut A&M lead to 68-66 to set up the final shot when LSU got the ball back after A&M missed two free throws.

2016-17

UGA 82, LSU 80 -- Feb. 25, 2017 -- Athens, Georgia

J. J. Frazier makes two free throws (1.6 left to play) and Derek Ogbeide added one free throw in the final second of the contest.

2015-16

Oklahoma 77, LSU 75 -- Jan. 30, 2016 -- Baton Rouge, La.

Isaiah Cousins jumper with 3.8 to play.

LSU 76, Arkansas 74 -- Jan. 16, 2016 -- Baton Rouge, La.

Craig Victor II's layup following a missed three-pointer with 4.2 left in the game was the difference.

2014-15

NC State 66, LSU 65 -- March 19, 2015 -- Pittsburgh, Pennsylvania (NCAA)

Beejay Anya's basket with 0.1 to play was the difference in the first-round NCAA Tournament game.

LSU 81, Arkansas 78 -- March 7, 2015 -- Fayetteville, Arkansas

Keith Hornsby hits a corner three-pointer at the buzzer in the regular season finale.

2013-14

Kentucky 77, LSU 76 (ot) -- February 22, 2014 -- Lexington, Kentucky

Julius Randle scores a put back basket with 3.9 seconds left in overtime to get the win.

2012-13

LSU 69, Mississippi State 68 -- Feb. 2, 2013 -- Starkville, Mississippi

Anthony Hickey hits an eight-foot runner with three seconds to play to get LSU the win

2011-12

LSU 69, Mississippi State 67 -- Feb. 14, 2012 -- Baton Rouge

Anthony Hickey scores in the lane with 1.4 seconds remaining in overtime for the victory.

LSU 59, Houston 58 -- Nov. 29, 2011 -- Houston, Texas

Storm Warren makes two free throws with 1.2 seconds to play after being fouled on an offensive rebound.

2007-08

LSU 81, Auburn 80 -- January 30, 2008 -- Auburn, Alabama

Marcus Thornton hit a game-winning three pointer with 3.8 seconds, finishing with 38 points.

2006-07

Georgia 57, LSU 54 -- January 28, 2007 -- Athens, Georgia

Levi Stukes hits a three-point field goal with 0.6 seconds left to give Georgia the victory.

2005-06

LSU 58, Texas A&M 57 -- March 18, 2006 -- Jacksonville, Florida (NCAA 2nd Rd)

Darrel Mitchell made a long three-pointer with 3.9 seconds remaining to rally LSU past the Aggies.

2004-05

LSU 61, Alabama 59 -- February 21, 2005 -- Baton Rouge

Sophomore Ross Neltner tipped in a Brandon Bass miss just before the buzzer to give LSU the victory.

2002-03

Auburn 56, LSU 54 -- February 7, 2003 -- Auburn, Alabama

Nathan Watson hits a three-point field goal with 4.1 seconds remaining to give the home Tigers the win.

2001-02

Alabama 76, LSU 74 -- January 5, 2002 -- Tuscaloosa, Alabama

Terrance Meade makes two free throws with two seconds to play to give Alabama the win.

Weber State 75, LSU 74 -- November 23, 2001 -- Hilo, Hawaii

In first round match of the Big Island Invitational, Weber State scores a post bucket in the final second of overtime to get past LSU.

2000-01

LSU 78, Ole Miss 77 -- February 28, 2001 -- Baton Rouge

LSU scores the last nine points of overtime as Collis Temple III scores with five seconds to play.

LSU 61, Houston 59 -- November 28, 2000 -- Houston, Texas

Torris Bright's basketball with less than a second left in the contest is the winner.

BIGGEST WINS vs. COLLEGE OPPONENTS

91	124-33	vs. Southeastern (TN)	12/8/1952
89	95-6	vs. Millsaps (H)	2/5/1917
75	112-37	vs. Grambling (H)	11/20/1999
73	159-86	vs. Northern Ariz. (H)	12/28/1991
62	123-61	vs. Nicholls (H)	12/30/1991
62	74-12	vs. Loyola (NO) (H)	1/10/1921
60	98-38	vs. Birmingham-So. (H)	12/5/1952
60	80-20	vs. Sewanee (H)	1/5/1934
56	66-10	vs. Millsaps (H)	2/16/1918
56	69-13	vs. UL-Lafayette (H)	12/21/1919
54	99-45	vs. Denison (H)	1/1/1987
54	128-74	vs. La. College (H)	12/7/1953
53	96-43	vs. Southeastern (H)	11/30/2020
53	61-8	vs. UL-Lafayette (H)	2/11/1921
52	104-52	vs. North Florida (H)	12/22/2017
51	60-9	vs. Sewanee (H)	1/6/1934
50	109-59	vs. Northwestern State (H)	12/8/2019
49	117-68	vs. Southeastern (H)	11/26/1990
48	115-67	vs. McNeese (H)	1/20/1992
48	64-16	vs. Spring Hill (H)	2/3/1920
47	104-57	vs. Nicholls (H)	11/21/2005
47	112-65	vs. Centenary (H)	1/15/2003
47	100-53	vs. Georgia (H)	1/9/1954
46	87-41	vs. Grambling (H)	12/13/2008
46	66-18	vs. Jefferson College (H)	2/1/1919
46	57-11	vs. Millsaps (A)	2/21/1917
45	74-29	vs. Tulane (N-Louisville)	2/28/1946
45	65-20	vs. Tulane (H)	2/22/1935
44	68-24	vs. Nicholls (H)	11/22/2002
44	97-53	vs. Ole Miss (A)	2/16/2000
44	63-20	vs. La. College (H)	1/30/1920
44	61-17	vs. St. Charles (A)	1/11/1918
43	88-45	vs. Southern (H)	11/30/2007
43	92-49	vs. Nicholls (H)	12/22/2000
43	92-49	vs. ULM (H)	11/20/2000
42	78-36	vs. Centenary (H)	11/24/2010
42	96-54	vs. Nicholls (H)	11/17/2006
42	118-76	vs. Nicholls (H)	12/29/1990
42	73-31	vs. Miss. State (H)	2/8/1946
41	91-50	vs. Incarnate Word (H)	12/9/2018
41	94-53	vs. UNO (H)	12/13/2005
41	85-44	vs. Centenary (H)	1/17/2001
41	120-79	vs. Pittsburgh (H)	1/31/1969
41	59-18	vs. Ole Miss (H)	2/14/1939
41	64-23	vs. Tulane (H)	2/23/1935

All-Americans/SEC POY/SEC FOY

The following LSU players were named to a first, second or third All-America team at some point in their college careers. Nine LSU players (Sparky Wade, Bobby Lowther, Bob Pettit, Pete Maravich, Durand "Rudy" Macklin, Chris Jackson, Shaquille O'Neal, Glen Davis, Ben Simmons) were designated first-team All-Americans at some point in their career. The NCAA bases the following list on A-A research. Players are listed with the year and the organization that named them an All-American.

1935

Malcolm "Sparky" Wade
1st team Converse Yearbook

1946

Bobby Lowther
1st team Helms Foundation

1952

Bob Pettit
2nd team Associated Press
2nd team United Press International
2nd team Helms Foundation
4th team Converse Yearbook

1953

Bob Pettit
1st team Helms Foundation
2nd team Associated Press
2nd team United Press International
2nd team Look Magazine
2nd team International News Service
2nd team Newspaper Enterprises Assoc.
2nd team Colliers (Basketball Coaches)
3rd team Converse Yearbook

1954

Bob Pettit
1st team Associated Press
1st team United Press International
1st team International News Service
1st team Colliers (Basketball Coaches)
1st team Converse Yearbook
1st team Helms Foundation
1st team Tempo Magazine
1st team NABC
2nd team Newspaper Enterprises Assoc.
3rd team Look Magazine

1956

Roger Sigler
2nd team Helms Foundation

1968

Pete Maravich
1st team Associated Press
1st team NABC
1st team USBWA
1st team United Press International
1st team Sporting News
1st team Converse Yearbook

1969

Pete Maravich
1st team Associated Press
1st team NABC
1st team USBWA
1st team United Press International
1st team Sporting News
1st team Converse Yearbook

1970

Pete Maravich
1st team Associated Press
1st team NABC
1st team USBWA
1st team United Press International
1st team Sporting News
1st team Converse Yearbook

1979

Al Green
2nd team Converse Yearbook

1980

Durand "Rudy" Macklin
1st team Converse Yearbook
2nd team Sporting News

1981

Durand "Rudy" Macklin
1st team USBWA
1st team Converse Yearbook
1st team John Wooden Award
2nd team United Press International
3rd team Basketball Times

Ethan Martin
3rd team Basketball Times

1982

Howard Carter
2nd team Converse Yearbook

1983

Howard Carter
2nd team Converse Yearbook

1989

Chris Jackson
1st team Associated Press
1st team United Press International
1st team USBWA
1st team Sporting News
2nd team NABC
2nd team Basketball Times

1990

Chris Jackson
1st team Associated Press
1st team NABC
1st team USBWA
1st team John Wooden Award
2nd team United Press International
2nd team Sporting News
2nd team Basketball Times

1991

Shaquille O'Neal
1st team Associated Press
1st team United Press International
1st team NABC
1st team USBWA
1st team Sporting News
1st team Basketball Times
1st team John Wooden Award

1992

Shaquille O'Neal
1st team Associated Press
1st team United Press International
1st team NABC
1st team USBWA
1st team Sporting News
1st team Basketball Times
1st team John Wooden Award

2000

Stromile Swift
2nd team USBWA
2nd team Basketball Times
3rd team Associated Press
3rd team NABC

2006

Glen Davis
1st team John Wooden Award
1st team CollegelInsider.com
2nd team Associated Press

2009

Marcus Thornton
2nd team Rivals.com

2016

Ben Simmons
1st team USBWA
1st team NABC
2nd team AP
2nd team Sporting News

SEC Players, Freshman of Year/McWhorter Award

1968

Pete Maravich
Player of the Year

1969

Pete Maravich
Player of the Year

1970

Pete Maravich
Player of the Year

1981

Durand "Rudy" Macklin
Player of the Year

1989

Chris Jackson
Player of the Year

1990

Chris Jackson
Player of the Year

1991

Shaquille O'Neal
Player of the Year

1992

Shaquille O'Neal
Player of the Year

2000

Stromile Swift
Player of the Year

2004

Brandon Bass
Freshman of the Year

2005

Brandon Bass
Player of the Year

2006

Glen Davis
Freshman of the Year

2006

Glen Davis
Player of the Year

Tyrus Thomas
Freshman of the Year

2009

Marcus Thornton
Player of the Year


2016

Ben Simmons
Freshman of the Year

2020

Skylar Mays
McWhorter Scholar-Athlete

Bob Pettit



Bob Pettit once said of himself as a youngster who would grow up to be a collegiate All-American and a force in the National Basketball Association:

"The greatest thing that ever happened to me is that when I first picked up a basketball I was terrible. If things come naturally, you might not bother to work at improving them, and you can fall short of your potential."

Being terrible meant being gangly and not very good. He was tall, but he wasn't able to yet make the moves that made him a future star. He was the last man on the junior varsity his freshman year at Baton Rouge High. As a sophomore, he was cut from the varsity. But because of that, he took his interest in basketball to heart and began to work hour- after-hour in back of the house in Baton Rouge.

As a 6-4 junior, he began to be noticed. His skills were still raw and undeveloped, but his size made him worth a second glance. He grew to 6-7 as a junior, and BRHS won the state championship.

Pettit once wrote: "Teammates. . . were miles ahead of me in all-around ability, but college scouts gave me the big rush act because I was

six-seven by then. Fifteen schools offered me the standard scholarship."

LSU fans loved what they saw in Pettit, and he didn't disappoint. Here was a three-time First-Team All-SEC member who led his Tigers to a second place finish in 1952, conference titles in 1953 and 1954 and the NCAA Final Four in 1953.

He led the league in scoring all three years, with the highest averages seen to date in the league: 25.5 points in 1952, 24.9 in 1953 and 31.4 points per game in 1954. At the same time, he was averaging 13.1 (1952), 13.9 (1953) and an LSU best 17.3 (1954) rebounds per game. Only Pete Maravich and Chris Jackson would also break the 30-point average barrier at LSU.

Coach Cliff Wells of Tulane summed up Bob Pettit's days at LSU, "He's the best big man in college basketball today, and I've seen them all." LSU Coach Harry Rabenhorst called him, "the greatest LSU player since Sparky Wade."

He was a first round draft choice in 1954 of the then Milwaukee Hawks. Pettit played his entire 11-year career with the Hawks, moving with the club to St. Louis in 1955. He wrote nearly every record in the Hawks' record book and was a four-time MVP of the annual NBA All-Star game. He led the Hawks to the 1958 NBA Championship and five NBA Finals.


In 1954, his number 50 was retired at LSU, the first number in any sport retired in Tiger Town. In 1964, he became the first NBA player to exceed the 20,000-points scored barrier. In 1970, he was elected to the Basketball Hall of Fame and in 2006 to the National Collegiate Basketball Hall of Fame.

"Those were great years at LSU," Pettit once said. "They were such great years. I couldn't have asked for anything better than my four years at LSU. I received my degree in Business, played the sport I loved and made so many friends."

In 2009, he was honored again by the school he loved and continues to support as he was named one of the members of LSU's "All-Century Team."

Pettit still lives in South Louisiana and can be seen several times a season watching his Tigers play at the Maravich Center. He was back for a special weekend in 2013, honoring the 60th anniversary of the LSU 1953 NCAA Final Four team.

In February 2016, Pettit and his family unveiled a statue in front of the LSU Practice Facility at the Pete Maravich Assembly Center forever honoring his great basketball accomplishments.



**LSU All-American
1953, 1954**

**First LSU Player to Have
Number Retired
1954**

**Member of Naismith
Basketball Hall of Fame
1971**

**Member of NBA 50-Year Top
50
1997**

**Member of LSWA Top 25
Louisiana Athletes of the
Century
1999**

**Member First-Team LABC All-
Louisiana Team of the Century
1999**

**1999 Living Legend for LSU at
SEC Basketball Tournament**

**Member National Collegiate
Basketball Hall of Fame
2006**

**Member of LSU's "All Century
Team"
2009**

**Pettit statue dedicated in
front of PMAC practice facility,
February 2016**

Pettit's Career Statistics

YEAR	GMS	FGM	FGA	PCT.	FTM	FTA	PCT.	REB.	PTS.	AVG.
1951-52	24	247	563	.439	118	199	.593	315	612	25.5
1952-53	21	193			133	217	.613	292	519	24.7
1953-54	25	281	573	.489	223	308	.740	432	785	31.4
TOTALS	70	721			474	724	.655	1039	1916	27.4

Pete Maravich

Pete Maravich was billed as the one who would put Louisiana basketball on the map from the first day he joined his father Press at LSU. People weren't disappointed. His freshman year they packed the old John M. Parker Agricultural Center (known as the "Cow Palace") to watch the freshman team and then left quickly as the varsity Tigers won just three games in 1967.

By Pete's senior year, the Tigers would improve to 20-8 and wind up in New York City at the National Invitation Tournament, a fitting place for the big-city Maravich Show to close its LSU run.


To those who never saw him play live, but only watched what few games were on television or listened on radio, the Maravich story at LSU may seem larger than life. But his skills were perfected through hours and hours of repetitious drills at all hours of the day and night and in all kinds of settings.

Maravich ended up receiving the richest contract ever offered a college player at the time to sign with the Atlanta Hawks (\$1.9 million), but during his 10-year career with the Hawks, the New Orleans and Utah Jazz and the Boston Celtics, his dream of a championship wasn't fulfilled. Pete was finding that life wasn't very fulfilling either.

There were hard times when he went in search of something to make his life complete. He had money, he had fame. He didn't have real happiness. But in 1982, Pistol Pete accepted Jesus Christ.

He began enjoying life, enjoying times with his wife and children. Television executives were discovering his knowledge of the game again as a color commentator and best of all for LSU fans, a rift that grew between star and college had diminished and was forgotten.

But the Pistol's life suddenly ended on Jan. 5, 1988, just over a month after appearing at the Assembly Center for an emotional ceremony to formally present a portrait of Pete and his father to him.



Maravich's Records and Highlights

- All-Time NCAA Career Scoring Leader with 3,667 points, an average of 44.2 points for 83 games.
- Ranks first, fourth and fifth for most points in a single season in NCAA history. Averaged 44.5 points in 1970, 44.2 points in 1969 and 43.8 points in 1968.
- Scored 69 points vs. Alabama, Feb. 7, 1970.
- Led LSU to the NIT Final Four in 1970, its first postseason appearance in 16 years.
- Unanimous first-team All-American in 1968, 1969, 1970.
- Naismith Award winner in 1970.
- Member of the National Basketball Association Hall of Fame after 10-year career with Atlanta Hawks, New Orleans and Utah Jazz and Boston Celtics.



LSU All-American
1968, 1969, 1970

National Player of the Year
1969, 1970

Third LSU Player to Have Number Retired
1970

Member of Naismith Basketball Hall of Fame
1987

Member of NBA 50-Year Top 50
1997

Member of LSWA Top 25 Louisiana Athletes of the Century
1999

Member First-Team LABC All-Louisiana Team of the Century
1999

Member Sport Magazine's Top 10 Men's College Players of the Century
1999

Member of National Basketball Association Hall of Fame

Honored as 2003 "Legend" at the SEC Basketball Tournament


Member of National Collegiate Basketball Hall of Fame
2006

Member of LSU's "All Century Team"
2009

Maravich's Career Statistics

YEAR	G	FG	FGA	PCT.	FT	FTA	PCT.	REB.	AVG.	PF-D	AST.	PTS-AVG.
1967-68	26	432	1022	.422	274	338	.810	195	7.5	85-5	105	1138-43.8
1968-69	26	433	976	.444	282	378	.746	169	6.5	77-2	128	1148-44.2
1969-70	31	522	1168	.447	337	436	.773	164	5.3	89-0	192	1381-44.5
TOTALS	83	1387	3166	.438	893	1152	.775	528	6.4	251-7	425	3667-44.2

Shaquille O'Neal



Shaquille O'Neal brought LSU to new heights during his three years with the Tigers, and the 7-1 center became a national celebrity in the days of saturation coverage of basketball by the media. But he earned his celebrity status with great play and an intimidation factor that made him the envy of coaches throughout the country.


After leaving LSU in April 1992, he was the number one pick of the National Basketball Association by the Orlando Magic and signed a multi-year contract estimated at over \$40 million. In 1996, as a free agent, he signed with the Los Angeles Lakers. Following the 2004 season, O'Neal was traded to the Miami Heat. He also played in Phoenix, Cleveland and Boston before retiring after the 2011 season. He presently serves as a studio analyst for TNT Sports.

O'Neal's Records and Highlights

- Two-time consensus Southeastern Conference Player of the Year and first-team All-American, 1991-1992. Most Valuable Player on SEC Coaches Defensive Team, 1991-1992.
- National Player of the Year as chosen by the Associated Press (Rupp Award), United Press International, L. A. Gear and Sports Illustrated,

1991. Winner of the Tanqueray World Amateur Athlete of the Year Award, 1991. Southeastern Conference Athlete of the Year, 1991-1992. National Player of the Year as chosen by L. A. Gear, 1992 and runner-up for the Naismith Award and the John Wooden Award, 1992.

- Set SEC record for most blocks in a season three consecutive years (115-1990, 140-1991, 157-1992). Set SEC record for career blocks with 412. Blocked five or more shots in a game 45 times in 90 career games.
- Set SEC single game record with 12 blocks against Loyola Marymount in Feb. 1990. Blocked 11 shots against Brigham Young in the first round of the NCAA Tournament, setting a then-tournament standard for a single game, 1992.
- Averaged a national sophomore record 5.0 blocked shots a game, 1991. National leader in blocked shots (5.2 average), 1992.
- National leader in rebounding (14.7 average), 1991. Second nationally in rebounding (14.0 average), 1992.
- First player to lead the Southeastern Conference in scoring, rebounding, field goal percentage and blocked shots in the same season, 1991. Led SEC in rebounding, field goal percentage, blocked shots and second in scoring, 1992. First player to lead the SEC in rebounding three straight seasons since Charles Barkley of Auburn, 1982-84.
- Finished with 1,217 rebounds, seventh all-time in the Southeastern Conference, second all-time at LSU.
- Finished with 1,941 points, fourth all-time at LSU behind only Pete Maravich (3,667-1967-70), Durand Macklin (2,080-1976-78; 79-81) and Howard Carter (1,942-1979-83).
- Career field goal percentage of 61.0 percent is second all-time at LSU and in the SEC (minimum 1,000 attempts).
- Had six career triple-doubles (points, rebounds and blocks in same game).
- Was the third LSU player (Pete Maravich and Chris Jackson) to have at least two 700-plus point seasons at LSU.
- Was the first LSU player to record back-to-back 400-plus rebound seasons.



LSU All-American
1991, 1992

National Player of the Year; World Amateur Athlete of the Year
1991

SEC Athlete of the Year
1991, 1992

Olympic Gold Medalist
1996

Member of NBA 50-Year Top 50
1997

Fourth LSU Player to Have Number Retired
2000

Graduated from LSU
December 2000

Member of LSU's "All Century Team"
2009

"Shaq" statue dedicated in front of PMAC practice facility
September 2011

Inducted Louisiana Sports Hall of Fame
June 2013

Inducted College Basketball Hall of Fame
November 2014

Inducted Naismith Memorial Basketball Hall of Fame
September 2016

O'Neal's Career Statistics

YEAR	G/GS	FG/FGA	PCT	FT/FTA	PCT	PTS	AVG	REB	AVG	PF/D	AST	TO	BLK	STL
1989-90	32/28	180/314	.573	85/153	.556	445	13.9	385	12.0	122/9	61	93	115	38
1990-91	28/28	312/497	.628	150/235	.638	774	27.6	411	14.7	79/1	45	99	140	41
1991-92	30/30	294/478	.615	134/254	.528	722	24.1	421	14.0	86/5	46	103	157	29
TOTALS	90/86	786/1289	.610	369/642	.575	1941	21.6	1217	13.5	287/15	152	295	412	108

Rudy Macklin

Durand "Rudy" Macklin, whose recruitment to LSU marked the beginning of the Tigers rise to the top of college basketball under Dale Brown, received his long overdue recognition as his jersey was retired to the rafters of the Pete Maravich Assembly Center during the 2009-10 season.

Macklin came to LSU from Louisville, Ky., surprising many by leaving his home state to play for Coach Brown and a program that was still looking for its true direction.

But ever since his first game at LSU, Macklin showed he would be the leader and leave a mark on the program that is still talked about to this day.

In that first game, he set a school rebounding record that no one has come close to, pulling down 32 boards in a win against Tulane.

After his magnificent LSU career, he became the school's all-time leading rebounder with 1,276 rebounds (a 10.4 rebounds per game average). That figure remains on top of the school chart. He also became the second leading scorer all-time at LSU behind Pete Maravich (2,080 points, 16.9 points per game average).

He is just the second player to score 2,000 points at LSU, and still to this day remains in the top 20 in league scoring totals.



Much of his success and his two All-American seasons in 1980 and 1981 were after returning from a serious knee injury that forced him to miss all but two games of the 1978-79 season.

In 1980, he averaged 17.6 points per game as the Tigers just missed winning the league title in a dramatic last-game overtime loss to Kentucky only to come back a week later and win the school's only SEC title. The Tigers that year advanced to the Elite 8 before losing to Louisville.

In 1981, he was also named Southeastern Conference Player of the Year and led the Tigers to their first NCAA Final Four since 1953. He beat out a star-studded cast of players which included Georgia's Dominique Wilkins, Kentucky's Sam Bowie and other future NBA players such as Jeff Malone of Mississippi State, Dale Ellis of Tennessee, Eddie Phillips of Alabama and teammate Howard Carter.

In Macklin's four years, LSU had records of 18-9, 23-6, 26-6 and 31-5. The Tigers won one SEC title, one SEC Tournament championship, advanced to the Elite 8 and the Final Four during the Macklin days.

One writer wrote of Macklin, "Macklin's aggressiveness has never been questioned in the Southeastern Conference. If they gave an



**LSU All-American
1980, 1981**

**Jersey Retired
2010**

**Member of the Louisiana Sports
Hall of Fame
2005**

**SEC Basketball Tournament
Living Legend
2000**

**Member Louisiana Association
of Basketball Coaches Hall of
Fame
1987**

**Member LSU Hall of Fame
1990**

**Member Louisiana Sports Hall
of Fame
2005**

**Member LSU All-Century Team
2009**

award for the hardest worker, Macklin would have been the consensus choice of his peers, who marvel at how much effort he puts into the game."

Today, Macklin is still in Baton Rouge, heading the Governor's Council on Physical Fitness and Sports for over a decade and now serving as Director of the Office of Minority Health.

"Rudy is far more than a basketball player," Brown said. "He is a magnificent human being that contributes to society daily. He is a superb role model and an outstanding gentleman."

"We didn't win (the NCAA title) but LSU was pretty far down when I came here and pretty near the top when I left. I kind of feel like we accomplished our mission."

In 2000, he was honored as the school's Living Legend at the SEC Basketball Tournament. In 2005 he was elected to the Louisiana Sports Hall of Fame and in 2009 he was named a member of LSU's All-Century team.

Macklin's Career Statistics

YEAR	G-GS	MIN-AVG	FG-FGA	PCT.	FT-FTA	PCT.	REB-AVG.	PF-D	A	PTS-AVG.
1976-77	26-26	975-36.0	161-310	.519	63-102	.618	306-11.8	81-5	26	385-14.8
1977-78	27-27	859-31.8	217-349	.620	79-123	.640	286-10.6	98-7	4	513-19.0
1978-79	2-2	52-26.0	19-32	.590	8-10	.800	24-12.0	8-0	1	46-23.0
1979-80	32-30	1038-32.4	232-383	.606	97-140	.693	309-9.7	94-5	7	563-17.6
1980-81	36-36	1147-31.9	223-357	.625	127-180	.706	351-9.8	113-4	28	573-15.9
TOTALS	123-121	3965-32.2	852-1431	.595	374-555	.673	1276-10.4	394-21	66	2080-16.9

Mahmoud Abdul-Rauf

The LSU Athletic Hall of Fame Election Board in July 2019 unanimously approved the jersey retirement of LSU men's basketball All-American Mahmoud Abdul-Rauf.

The ceremony took place in 2020 with many former teammates and Coach Dale Brown looking on.

The No. 35 worn by Abdul-Rauf, who was known as Chris Jackson during his LSU playing career as the Tigers' point guard, joined the No. 50 worn by Bob Pettit, the No. 23 worn by Pete Maravich, the No. 40 worn by Rudy Macklin and the No. 33 worn by Shaquille O'Neal as retired jerseys in the LSU men's basketball program.

Abdul-Rauf, a native of Gulfport, Miss., became the 14th LSU athlete or coach to have his/her jersey retired, joining Pettit, Maravich, Macklin and O'Neal; football players Billy Cannon, Tommy Casanova and Jerry Stovall; women's basketball players Seimone Augustus and Sylvia Fowles; baseball coach Skip Bertman and baseball players Ben McDonald, Eddy Furniss and Todd Walker.

"By a unanimous decision, Mahmoud now joins one of the most elite groups in college basketball - the five men's basketball players whose jerseys LSU has retired," said LSU Director of Athletics Scott Woodward. "He's one of the greatest of all time at LSU and incredibly deserving of this honor."

Abdul-Rauf was named a first-team All-American in 1989 and 1990, becoming in 1989 just the second freshman to receive first-team All-America recognition from the Associated Press. He averaged 30.2 points per game during the 1988-89 season, and he is still the only freshman in college basketball history to average over 30 points per game.

Abdul-Rauf was a two-time consensus SEC Player of the Year, and he scored in double figures in 63 of his 64 games at LSU, including over 20 points 52 times, over 30 points 28 times, over 40 points 11 times and over 50 points four times.

At the end of his collegiate career, he held the LSU all-time record for most three-point field goals made (172), and he still holds the school single-season mark for highest free-throw percentage (91 percent).

In two years he scored 1,854 points, eighth all-time at LSU in career scoring and the most points scored by any player who played just two seasons at LSU. He had 232 assists and 107 steals, averaging 3.6 assists in 64 career



LSU All-American
1989, 1990

SEC Player of the Year
1989, 1990

SEC Basketball Tournament
Living Legend -- 2014/2014

USBWA National Freshman of the Year
1989

Member LSU All-Century Team
2009

LABC Pete Maravich Award
1989, 1990

LABC Hall of Fame
1998

No. 3 Pick In NBA Draft
1990

NBA All-Rookie Team
1991

Jersey Retired
2020

La. Sports Hall of Fame
2021

games.

Abdul-Rauf was the third overall pick in the 1990 NBA Draft by the Denver Nuggets, and he played in the league for nine seasons with the Nuggets, the Sacramento Kings and the Vancouver Grizzlies. He twice led the NBA in free throw percentage, and he voted the league's Most Improved Player in 1993.

After his NBA career concluded in 2001, Abdul-Rauf continued to compete in multiple leagues around the world, and he currently plays in the BIG3 three-on-three professional basketball league that is headquartered in Los Angeles.


He played, 586 games in the NBA, averaging 14.6 points for his career and 3.5 assists per game.

Even as he passed age 50, Abdul-Rauf has continued to dazzle in the BIG3, leading his team to the title game in 2017 and 2021 and a third place finish in 2018 and 2019.

Abdul-Rauf's Career Statistics

YEAR	G	MIN-AVG	FG-FGA	PCT.	3FG-FGA	PCT.	FT-FTA	PCT.	REB-AVG.	PF	A	PTS-AVG.
1988-89	32	1180-36.9	359-739	.486	84-216	.389	163-200	.815	108-3.4	70	130	965-30.2
1989-90	32	1202-37.6	305-662	.461	88-246	.358	191-210	.910	81-2.5	66	102	889-27.8
TOTALS	64	2382-37.2	664-1401	.474	172-462	.372	354-410	.863	189-3.0	136	232	1854-29.0

First-Team All-Americans



Malcolm "Sparky" Wade

Guard • 5-9 • Jena, La.
1935

LSU's first basketball All-American averaged 9.7 points per game in 1933 and 12.4 points per game in 1934 to lead the scoring category for the first two years of the Southeastern Conference.

He was named an All-American in 1935 while leading LSU to the mythical national championship, averaging 12.7 points per game.

A native of Jena, Wade is considered the greatest dribbler and backcourt star in LSU basketball history.


Before moving to LSU, he was named to the high school All-State team three times from 1928 to 1930. He was elected MVP of the national high school championship playoffs as a senior.

Former Baton Rouge Morning Advocate sports editor Bud Montet, remembers Wade in these words:

"He could do everything with a basketball but dunk it, and make it sing. If there was an extraordinary floor-leader in the South at that time, it had to be Wade."

The three-time All-SEC selection is also a member of the Louisiana Sports Writers and Louisiana Association of Basketball Coaches Hall of Fame.

He was the "Little Giant from Jena." You can't talk LSU basketball without mention of the school's first All-American and first showman who could pass, score and dribble with the best of his and many others era.



Bobby Lowther

Forward • 6-5 • Alexandria, La.
1946

Bobby Lowther officially was recognized as a first-team All-American in 1995 after a historian of the Helms Foundation confirmed that all members of the 1946 team had been upgraded to first-team status.

Lowther is the only two-sport All-America athlete in LSU's storied sports history. In 1946, he made the Helms Foundation basketball All-America squad and was a two-event All-American in track and field, finishing second at the NCAA Championships in the javelin and fourth in the pole vault.

The 6-5, 185-pound Alexandria native was also the triple jump champion at the 1946 National AAU Championships.

In basketball, he averaged 14.7 points per game as he also earned first-team All-SEC honors.

He was voted LSU's "Best All-Around Athlete" in 1947 in a field that also included such future professional stars as Y. A. Tittle, Alvin Dark and Joe Adcock.

Lowther is a member of the Louisiana Sports Writers Association Hall of Fame and was chosen to be the "Living Legend" honoree representing LSU at the 2005 Southeastern Conference basketball tournament in Atlanta.

First-Team All-Americans



Glen Davis

Forward • 6-8 • Baton Rouge, La.
2006

Glen Davis was at his best during the Tigers' 2006 season when he was named SEC Player of the Year and a First-Team All-American for the Wooden Award.

Davis starred as the Tigers captured the SEC regular-season championship with a 14-2 record and then went on to defeat four teams en route to the NCAA Final Four.

In the regional rounds, the Tiger magic and Davis' personality was on display to the nation as he helped lead LSU to upsets over No. 1-ranked Duke and an overtime win over No. 9 Texas that got LSU to its first NCAA Final Four in 20 years.

Davis would earn all-region honors for his play in the NCAA Tournament in a year in which he led the SEC in both scoring (18.6) and rebounding (9.7). In 2007, in his junior season and despite injuries and intense pressure to perform, he again led the league in rebounding (10.2) and earned SEC First-Team honors. He was a second round pick of the NBA's Seattle SuperSonics in the 2007 NBA Draft. He was traded to the Boston Celtics and became an NBA champion in his first year with the team.



Ben Simmons

Forward • 6-10 • Melbourne, Australia
2016

Simmons, in his one season at LSU, earned first-team SEC honors and All-America honors after averaging 19.2 ppg, 11.8 rpg and 4.79 apg. He was the consensus national Freshman of the Year, including winning the prestigious Wayman Tisdale Award. He was named LSU's ninth first-team A-A by the United States Basketball Writers Association.

Simmons was fourth in the SEC in points average, first in rebounds, third in field goal percentage (56.0%) and second in steals per game (1.97). His 199 made free throws was the most in a season since Pete Maravich and only Maravich and Bob Pettit made more in a year. He was the first player in the SEC in the top five in points-rebounds-assists. He finished the season with 23 double-doubles. He had six games of 20 points-15 rebounds and 5 assists and 17 games of 20 or more points.

Simmons was the school's second No. 1 pick in the NBA Draft, selected by the Philadelphia 76ers in June 2016.

SEC Second, Third Team; Defensive Team



Brandon Bass



Glen Davis



Tasmin Mitchell



Johnny O'Bryant III

1949-50

Bob Meador, G AP 3rd Team

1950-51

Joe Dean, G AP 2nd Team

1952-53

Benny McArdle, G AP 2nd Team

1953-54

Benny McArdle, G AP 3rd Team

1955-56

Roger Sigler, G Coaches 2nd Team

1956-57

Roger Sigler, G AP 3rd Team

1961-62

Mauri Drummond, F AP 3rd Team
George Nattin, G AP 3rd Team

1962-63

Ellis Cooper, G AP 2nd Team

1969-70

Al Sanders, C AP 3rd Team
Danny Hester, F AP 3rd Team

1970-71

Bill Newton, F UPI 2nd Team, AP 3rd Team
Nelson Isley, G UPI 3rd Team

1971-72

Al Sanders, C AP, UPI 2nd Team
Bill Newton, F AP, UPI 3rd Team

1972-73

O'Collis Temple, C UPI 3rd Team

1974-75

Glenn Hansen, F AP, UPI 2nd Team

1975-76

Kenny Higgs, G AP, UPI 2nd Team

1976-77

Kenny Higgs, G AP, UPI 2nd Team
Durand Macklin, F AP, UPI 3rd Team

1977-78

Kenny Higgs, G UPI 2nd Team
DeWayne Scales, F AP 3rd Team

1978-79

Al Green, G UPI 2nd Team
Lionel Green, C AP, UPI 3rd Team

1979-80

DeWayne Scales, F AP, UPI 2nd Team
Ethan Martin, G AP, UPI 2nd Team

1980-81

Howard Carter, G AP, UPI 2nd Team

1981-82

Leonard Mitchell, F AP 2nd Team, UPI 3rd Team

1982-83

Howard Carter, G AP, UPI 2nd Team
Leonard Mitchell, F AP, UPI 3rd Team

1983-84

Jerry Reynolds, F AP 2nd Team, UPI 3rd Team
Derrick Taylor, G UPI 3rd Team

1984-85

Nikita Wilson, F AP 2nd Team, UPI 3rd Team
John Williams, C AP 3rd Team
Jerry Reynolds, F AP, UPI 3rd Team

1985-86

Derrick Taylor, G AP 3rd Team

1986-87

Nikita Wilson, C AP 3rd Team
Anthony Wilson, G UPI 3rd Team
UPI 3rd Team

1987-88

Ricky Blanton, F AP 2nd Team
UPI 3rd Team
UPI 2nd Team
AP 3rd Team
Jose Vargas, C

1989-90

Stanley Roberts, F AP 3rd Team
Maurice Williamson, G UPI 3rd Team

1990-91

Vernel Singleton, F AP 3rd team
UPI 3rd team
Shawn Griggs, G UPI 2nd team, Defensive Team
Shaquille O'Neal, C Defensive Team MVP

1991-92

Vernel Singleton, F AP 3rd Team
Shaquille O'Neal, C Defensive Team MVP

1992-93

Jamie Brandon, G-F Coaches 2nd Team

1993-94

Jamie Brandon, G-F Coaches 2nd Team
AP 3rd Team

1994-95

Ronnie Henderson, G AP 2nd Team

1996-97

Dwayne Spencer, F Coaches 2nd Team
AP 2nd Team

1998-99

Maurice Carter, G Coaches, AP 3rd Team
Jabari Smith, C AP 3rd Team

1999-00

Torris Bright, G AP 3rd Team

Jabari Smith, C

Coaches 2nd Team

2000-01

Ronald Dupree, F AP 2nd, Coaches 3rd Team

2001-02

Ronald Dupree, F AP, Coaches 2nd Team

2002-03

Ronald Dupree, F AP, Coaches 2nd Team

2003-04

Jaime Lloreda, F Coaches 2nd Team

2004-05

Glen Davis, F AP, Coaches 2nd Team

2005-06

Darrel Mitchell, G AP Second Team
Tyrus Thomas, F AP, Coaches 2nd Team

2007-08

Marcus Thornton, G AP, Coaches 2nd Team
Garrett Temple, G Defensive Team

2008-09

Garrett Temple, G Coaches 2nd, Defensive Team
Chris Johnson, C Defensive Team

2009-10

Tasmin Mitchell, F Coaches, AP 2nd Team

2011-12

Justin Hamilton, C Coaches 2nd Team

2012-13

Anthony Hickey, G Defensive Team

2013-14

Johnny O'Bryant III, F AP 2nd Team
Jordan Mickey, F Coaches, AP 2nd, Defensive Team

2014-15

Jordan Mickey, F Defensive Team

2018-19

Skylar Mays, Coaches 2nd Team
Tremont Waters Defensive Team Co-MVP

2020-21

Javonte Smart, G Coaches 2nd Team
Trendon Watford, F Coaches 2nd Team

All-SEC Tournament Teams

1933
Sparky Wade, G 1st Team
Buddy Blair, F 2nd Team
Jack Harris, F 2nd Team
1936
Arnold Bryan, F 2nd Team
1938
Conley Hathorn, G 1st Team
1939
Paul Brotherton, G 2nd Team
1943
Frank Brian, F 1st Team
John Chaney, C 2nd Team
1944
Whitey Hoskins, G 2nd Team
1946

Bobby Lowther, F 1st Team
Joe Bill Adcock, C 2nd Team
Billy Walters, G 2nd Team
1947
Frank Brian, F 2nd Team
1949
Gene Murphy, G 2nd Team
1950
Joe Dean, G 1st Team
1951
Joe Dean, G 1st Team
1952
Joe Dean, F 1st Team
Bob Pettit, C 1st Team
1980
DeWayne Scales, F 1st Team

Durand Macklin, F 1st Team (MVP)
1981
Howard Carter, F 1st Team
1986
John Williams, F 1st Team (MVP)
1987
Nikita Wilson, C 1st Team
Anthony Wilson, G 1st Team
1988
Ricky Blanton, F 1st Team
1993
Geert Hammink, C 1st Team
Jamie Brandon, G-F 1st Team

2002
Antonio Hudson, G 1st Team
2003
Ronald Dupree, F 1st Team
2005
Brandon Bass, F 1st Team
Antonio Hudson, G 1st Team
2006
Glen Davis, F 1st Team
2021
Cameron Thomas, G 1st Team
Trendon Watford, F 1st Team
Note: SEC Tournament Team also served as All-SEC team from 1933-1948.

LSU Academic All-SEC Honor Roll

1961-62
George Nattin, G 1st Team
Ellis Cooper, G 2nd Team
1962-63
Ellis Cooper, G 1st Team
1964-65
Tommy Thigpen, C HM
1965-66
Kenny Drost, G 1st Team
Scott Bowling, G HM
1966-67
Kenny Drost, G 2nd Team
1969-70
Danny Hester, F 2nd Team
1972-73
Bill Whittle, F 1st Team
Collis Temple, F 1st Team
Wade Evans, G 2nd Team
Ed LeBlanc, F HM
1981-82
John Tudor, G-F 1st Team
1982-83
John Tudor, G 1st Team
1983-84
John Tudor, G 1st Team
1985-86
Zoran Jovanovich, C 1st Team
1988-89
Kyle McKenzie, G 1st Team
1991-92
Justin Anderson, G 1st Team
T. J. Pugh, G 1st Team


1995-96
David Bosley, G 1st Team
1997-98
Jack Warner, G 1st Team
1998-99
Brian Beshara, F 1st Team
Jack Warner, G 1st Team
1999-00
Brian Beshara, F 1st Team
Collis Temple III, G 1st Team
Jeremy Comeaux 1st Team
Jack Warner, G 1st Team
2000-01
Brian Beshara, F 1st Team
Collis Temple III, G 1st Team
Brian Green, G 1st Team
Jack Warner, G 1st Team
2001-02
Brian Green, G 1st Team
Collis Temple III, G 1st Team
2002-03
Pete Bozek, F 1st Team
Brian Green, G 1st Team
Charlie Thompson, G 1st Team
2003-04
Charlie Thompson, G 1st Team
Paul Wolfert, F 1st Team
Brandon Bass, F Freshman
Ross Neltner, F Freshman
2004-05
Brandon Bass, F 1st Team
Scholar-Athlete of the Year
Darrel Mitchell, G 1st Team
Ross Neltner, F 1st Team
Paul Wolfert, F 1st Team
Glen Davis, F Freshman
David Fleshman, G Freshman
Garrett Temple, G Freshman

2005-06
Glen Davis, F 1st Team
Darrel Mitchell, G 1st Team
Darnell Lazare, F 1st Team
Garrett Temple, F 1st Team
David Fleshman, F 1st Team
2006-07
Alex Farrer, G 1st Team
Greg Terrebonne, G Freshman
2007-08
Greg Terrebonne, G 1st Team
2008-09
Alex Farrer, F 1st Team
Garrett Temple, F 1st Team
2009-10
Chris Beattie, G 1st Team
Alex Farrer, F 1st Team
2010-11
Eddie Ludwig, F 1st Team
2011-12
Eddie Ludwig, F 1st Team
2012-13
Eddie Ludwig, F 1st Team
2014-15
Henry Shortess, G 1st Team
Brandon Eddlestone, F 1st Team
2015-16
Henry Shortess, G 1st Team
Brandon Eddlestone, F 1st Team
2015-16
Brandon Eddlestone, F 1st Team
2018-19
Skylar Mays, G 1st Team
(Also CoSIDA 1st Team Academic A-A)
Will Reese, G 1st Team

2019-20
Skylar Mays, G 1st Team
Mays also named first team CoSIDA Academic All-America for the second straight year and the Academic A-A of the year for men's basketball.
2020-21
Parker Edwards, G 1st Team
Aundre Hyatt, F 1st Team
HM - Honorable Mention
SEC Community Service Team
1998-99 Collis Temple III
1999-00 Jermaine Williams
2000-01 Collis Temple III
2001-02 Collis Temple III
2002-03 Collis Temple III
2003-04 Paul Wolfert
2004-05 Paul Wolfert
2005-06 Darnell Lazare
2006-07 Darnell Lazare
2007-08 Garrett Temple
2008-09 Garrett Temple
2009-10 Alex Farrer
2010-11 Daron Populist
2011-12 Justin Hamilton
2012-13 Andre Stringer
2013-14 Andre Stringer
2014-15 John Odo
2015-16 Keith Hornsby
2016-17 Brandon Sampson
2017-18 Aaron Epps
2018-19 Skylar Mays
2019-20 Marshall Graves
2020-21 Aundre Hyatt

Lettermen

Jamie Brandon



(Returnees in Bold)


- A**
 ADCOCK, Joe (C) 1944-47
 Coushatta, Louisiana
 ADGER, Sidney A. (C) 1935-36
 ALCORN, Mark (G) 1979-80
 St. Louis, Missouri
 ALLEN, Drexal (G) 1981-82
 Baton Rouge, Louisiana
 ALLMAN, Marty (G) 1970-73
 Macon, Georgia
 ANDERSON, Justin (F), 1991-92
 Valley City, North Dakota
 ANDERSON, Willie (F), 1997-99
 Orlando, Florida
 ANNISON, Doug (F), 1992-93
 Baton Rouge, Louisiana
 ARTHUR, Robert R. (C) 1959-60
 Natchitoches, Louisiana
 ATKINS, R. W. (G) 1919-22
 AUSTIN, Wayne (G) 1964-66
 Baton Rouge, Louisiana

- B**
 BADEAUX, Joshua (G), 2012-13
 Galliano, Louisiana
 BAILEY, John (F) 1960-62
 Jonesboro, Louisiana
 BAILEY, Floyd (F-C) 1974-78
 Dubberly, Louisiana
 BANKER, Kernan M. (F) 1933-35
 BANKSTON, Fred (G) 1945-46
 BARDWELL, D. D. "Sox" (C) 1929-32
 BARHAM, Joe Garnett E. (G) 1923-26
 BARNETT, Bert W. (C) 1946-47
 BARTON, Joe E. (G) 1945-46
 BASS, Brandon (F), 2003-05
 Baton Rouge, Louisiana
 BASS, Chris (G), 2008-12
 Baton Rouge, Louisiana
 BASS, Raymond V. (C) 1938-42; 47-48
 BAUMAN, Jonnie (G) 1929-32
 BAUMER, Nat (F) 1968-69
 BEATTIE, Chris (G), 2009-10
 Slidell, Louisiana
 BEESON, Williard E. (G) 1933-37
 BELCHER, Don (F) 1951-55
 New Albany, Indiana
 BELCHER, Jack (F) 1961-64
 French Lick, Indiana
 BENNETT, (F) 1928-29
 BERGERON, J. Brian (G) 1978-81
 Port Allen, Louisiana
 BERGMAN, Rusty (G) 1966-69
 Raymond, Illinois
 BERNBROCK, Mark (G) 1968-69
 BERNHARD, James M. (G) 1943-44

Kenny Drost



Frank Brian




- BESHARA, Brian (F) 1998-01
 Dallas, Texas
 BIGBY-WILLIAMS, Kavell (F), 2018-19
 London, England
 BISHOP, James (G), 2019-20
 Baltimore, Maryland
 BLACK, Tyrone (C) 1979-83
 Baton Rouge, Louisiana
 BLAIR, L. N. "Buddy" (F) 1933-35
 BLAKENEY, Antonio (G), 2015-17
 Sarasota, Florida
 BLANCHARD, E. A. (G) 1916-18
 BLANTON, Ricky (G) 1984-86; 87-89
 Miami, Florida
 BLEVINS, Howard M. (G) 1929-32
 BOGESS, Robert E. "Bob" 1947-51
 BOHANNON, W. W. "Bo" (C) 1934-36
 BOLTON, Dick (F) 1955-56
 BORGINI, Joe (F) 1959-60
 Highwood, Illinois
 BORNER, Ray (C) 1981-82
 Victoria, Australia
 BORNMAN, D. L. "Squatty" (G) 1922-25
 BORNMAN, J. P. "John" (G) 1922-23
 BOSLEY, David (G) 1993-97
 Paden City, West Virginia
 BOUDREAUX, Harold (F) 1989-92
 Cecilia, Louisiana
 BOWLING, W. Scott, Jr. (G) 1964-66
 New Albany, Indiana
 BOWMAN, Sid S. "Stinkey" (F) 1929-30
 BOZEK, Pete (F) 2000-02
 Harahan, Louisiana
 BOYD, Brent (G) 1975-76
 Baton Rouge, Louisiana
 BOZEMAN, A. (G) 1939-40
 BOZEMAN, Charlie (C) 1938-41
 BOZEMAN, T. (G) 1938-41
 BRANCH, Malcolm (C) 1945-47
 BRANCH, W. (F) 1943-44
 BRANDON, Jamie (G), 1991-94
 Chicago, Illinois
 BRANTLEY, John B. (G) 1970-72
 Baton Rouge, Louisiana
 BRAYMAN, P. (F) 1952-53
 San Antonio, Texas
 BREATHWIT, John (G) 1975-77
 Lawton, Oklahoma
 BRIAN, Brad H. (G) 1964-67
 Baton Rouge, Louisiana
 BRIAN, Frank (F) 1942-43; 1945-47
 Zachary, Louisiana
 BRIDGES, Kenneth (G) 1951-53
 Lawton, Oklahoma
 BRIDGEWATER, Brad (C) 1998-00; 01-03
 New Roads, Louisiana
 BRIDGEWATER, Brian (F), 2014-17
 Baton Rouge, Louisiana
 BRIGHT, Torris (G) 1999-03
 Slidell, Louisiana
 BRILEY, C. 1915-16
 BRINKLEY, Mike (G) 1958-59

Wade Evans



Greg Cook




- BRITTON, C. E. (F) 1916-17
 BROCATO, Jim (G) 1946-47
 BROTHERTON, Paul P. (F) 1938-40
 BROWN, Dennis (G) 1983-85
 Baton Rouge, Louisiana
 BROWN, Ernest (G) 1977-79
 Houma, Louisiana
 BROWN, Lobdell P. 1925-26
 BROWN, Michael (F) 1975-76
 Tampa, Florida
 BROWN, Oliver (F) 1983-87
 Baton Rouge, Louisiana
 BROWN, Ossie B. (F) 1943-44
 BROWN, Perry (F) 1929-30
 BROWN, Roland (F) 1932-34
 BRYAN, Arnold "Judge" (F) 1934-37
 BUCHANAN, F. "Buck" (F) 1937-40
 BUKUMIROVICH, Neboisha (G) 1984-88
 Belgrade, Serbia
 BURGE, Dick (G) 1939-40
 BURGE, Dennis F. "Pete" (C) 1932-34
 BURNETT, Jack (F) 1926-29
 BURNS, Lenear (F), 1990-91; 92-94
 Angie, Louisiana
 BURTON, Kenny G. (F) 1944-45
 BUSH, Tim (F) 2002-03
 New Orleans, Louisiana
 BUSHMAN, John C. "Jack" (F) 1936-39
 BUSSEY, Young (G) 1937-38
- C**
 CAMPBELL, Andy (C) 1978-81
 Hackham, Australia
 CAMPBELL, Walter (F) 1977-78
 Stuart, Florida
 CANNON, (G) 1937-39
 CARD, Norman (C-F) 1961-64
 Carmi, Illinois
 CARMOUCHE, Charles (G), 2012-13
 New Orleans, Louisiana
 CARR, John (G) 1969-70
 New Orleans, Louisiana
 CARTER, (F) 1913-14
 CARTER, Cedric (F) 1997-99
 Natchez, Mississippi
 CARTER, Howard (G-F) 1979-83
 Baton Rouge, Louisiana
 CARTER, Maurice (G) 1995-99
 Jackson, Mississippi
 CAVETT, J. R. "Slick" (C) 1915-19
 CEASAR, Clarence (F), 1991-95
 Iowa, Louisiana
 CHANEY, John (F) 1940-43
 CHASE, Pat (G) 1964-66
 Knightstown, Indiana
 CHASE, Sam (G) 1961-64
 Knightstown, Indiana
 CHIDLEY, Steve (G) 1971-72
 Buena Park, California
 CHIN BING, Allen (F) 1933-34

Lionel Green




Joe Dean



- CLARK, 1908-10
 CLARK, Ned (F) 1951-55
 Baton Rouge, Louisiana
 CLUNE, Joe (F) 1959-60
 New York, New York
 COCKERHAM, J. H. "Rip" (G) 1911-13
 COJOE, Theron (F) 1982-84
 St. Rose, Louisiana
 COLEMAN, Shavon (F), 2012-14
 Thibodaux, Louisiana
 COLLINS, A. H. "Rip" (G) 1945-47
 COLLINS, Corban (G), 2012-13
 High Point, North Carolina
 COLLINS, Tommy (G) 1957-59
 Paoli, Indiana
 COMBS, Joe H. 1956-59
 Clarksville, Indiana
 CONKLIN, Tom J. (C) 1959-62
 New Orleans, Louisiana
 CONLEY, Ocie (G) 1984-86
 Marianna, Arkansas
 COOK, Greg (C) 1976-77, 1978-81
 Roselle, New Jersey
 COOK, Jalen (C), 2020-21
 Walker, Louisiana
 COOPER, (F) 1929-30
 COOPER, Courtese (F), 2019-20
 Elgin, Illinois
 COOPER, Darryl (G) 1998-99
 Stone Mountain, Georgia
 COOPER, Ellis O. (G) 1960-63
 Springhill, Louisiana
 COPPENS, Randy (G) 1974-77
 Misawaka, Indiana
 CORLEY, Drew (F) 1967-69
 CORMIER, Jason (G) 1988-89
 Lafayette, Louisiana
 COSTELLO, Joe (G-F) 1979-82
 Arlington, Texas
 COURTNEY, Jalen (F), 2010-13
 Jackson, Mississippi
 CRAM, Steve (G) 1962-64
 Ashland, Kentucky
 CRAMER, Judd (G-F) 1963-64
 CRESS, Walker J. (G) 1937-39
 CRISCO, Jim (F) 1956-59
 North Little Rock, Arkansas
 CROMBERT, 1917-18
- D**
 DABADIE, J. Levy, Jr. (F) 1943-44
 DALE, Wilton R. (F) 1943-44
 DARK, Alvin (G) 1942-43
 Comanche, Oklahoma
 DARNALL, Mike (G) 1972-75
 Lebanon, Indiana
 DAVIES, Richard A. "Dick" (G) 1958-60
 Harrisburg, Pennsylvania
 DAVIS, E. M. 1935-36
 DAVIS, Glen (F), 2004-07

Mike Hansen



Ronnie Henderson




Baton Rouge, Louisiana
 DAVIS, Thomas (F) 2001-03
 Alexandria, Louisiana
 DAY, Ned 1951-55
DAYS, Darius, 2018-21
 Raleigh, Florida
 DEARMOND, Duane (F) 1978-80
 Baton Rouge, Louisiana
 DEAN, Joe (G) 1949-52
 Brazil, Indiana
 DELAFIELD, Glenn A. (C) 1936-38
 DEL PIERO, Andrew (C), 2011-13
 Austin, Texas
 DERENBECKER, Matt (G), 2010-11
 Metairie, Louisiana
 DEVALL, Randy (G) 1989-90
 Baton Rouge, Louisiana
 DICKEY, 1928-29
 DIXON, 1913-15
 DOSHER, Woody (G) 1938-40
 DOUGHTY, Frank L. (G) 1937-38
 DOTSON, Aaron (G), 2009-11
 Seattle, Washington
 DOWLING, Duncan (F-G) 1961-63
 Daytona Beach, Florida
 DROST, Kenny (G) 1964-67
 Hackberry, Louisiana
 DRUMMOND, H. Maury (C-F) 1960-63
 Baton Rouge, Louisiana
 DUGAS, C. J. Bobby (G) 1921-23
 DUPONT, John M. (F) 1911-13
 DUPONT, Lawrence H. (G) 1911-14
 DUPREE, Ronald (F) 1999-03
 Biloxi, Mississippi
 DYSON, Dick (G) 1923-27


E

EARL, Lewis (F) 1996-98
 Baton Rouge, Louisiana
 EAST, John (C) 1924-27
 EDDLESTONE, Brandon (F), 2013-17
 Slidell, Louisiana
 EDMONDS, W. R. (F) 1916-17; 1921-22
 EDMONDSON, Mahion W (F) 1940-41
 EDWARDS, Daryl (G), 2017-19
 Fresno, California
 EDWARDS, Glavis "Ike" (F) 1945-48
EDWARDS, Parker (G), 2020-21
 Covington, Louisiana
EGEMO, Brandon (G), 2020-21
 Los Angeles, California
 ENGLAND, Matt (F) 1980-81
 Houston, Texas
 ENGQUIST, John (F) 1972-74
 Baton Rouge, Louisiana
 EPPS, Aaron (F), 2014-18
 Ball, Louisiana
 EVANS, Wade (F) 1972-74
 Vicksburg, Mississippi
 EVANS, W. Morton (C) 1910-13

Leonard Mitchell



Ralph Jukkola




F

FAHEY, Joe J. (G) 1954-56
 FARRER, Alex (G), 2006-10
 Phoenix, Arizona
 FATHERREE, Jesse (G) 1933-34
 FETTER, Bobby K. (G-F) 1961-64
 Blacksburg, Virginia
 FILES, "Dude" (G) 1927-28
 FLESHMAN, David (G), 2004-06
 Baton Rouge, Louisiana
 FORD, Deuce (G) 1995-96
 Memphis, Tennessee
 FREDERICK, E. (C) 1939-40
 FREEMAN, Mark P. (C) 1949-51
 FRESHLEY, Bob (C) 1951-54
 Rockport, Indiana
 FREY, F. C. "Major" (G) 1919-20
 FULKERSON, Jack M. (C) 1940-43


G

GAHARAN, W. A. "Bill" (F) 1937-38
GAINES, Erc (G), 2020-21
 Lithonia, Georgia
 GARAHAN, Les (F) 1927-30
 GARRISON, G. C. (F) 1927-28; 30-31
 GEYER, Randy (G-F) 1962-65
 Peru, Indiana
 GIACOMA, Ray (F) 1935-38
 GILBEAU, H. (F) 1924-25
 GILBERT, Charlie (C) 1933-34
 GILL, W. J. (G) 1915-17
 GIPSON, Sean (F) 1992-94
 Winston-Salem, North Carolina
 GLADDEN, Sterling "Buck" (F) 1914-16
 GOEHRING, Kirk 1992-93
 Jackson, Tennessee
 GOWER, Bill (G) 1937-38
 GRAHAM, Delwan (F), 2008-09
 Atlanta, Georgia
 GRAHAM, R. E. (G) 1939-42
 GRANT, Russell (G) 1987-89
 Louisville, Kentucky
 GRAVES, Marshall (G), 2016-20
 Ponchatoula, Louisiana
 GRAY, Kenny (G) 1957-58
 Petersburg, Indiana
 GRAY, Josh (G) 2014-16
 Lake Charles, Louisiana
 GRAY, Josh (C), 2020-21
 Brooklyn, New York
 GREEN, Al (G) 1978-79
 Bronx, New York
 GREEN, Brian (F) 1999-03
 Baton Rouge, Louisiana
 GREEN, Donald (G) 1982-83
 GREEN, Garrett (F), 2007-08; 2009-11
 Woodland Hills, California

Bill Newton



Ed LeBlanc




GREEN, Lionel (C) 1975-79
 New Iberia, Louisiana
 GREEN, V. E. (C) 1913-14
 GREGORY, Sonny (F) 1949-52
 GREMILLION, E. (C) 1943-44
 GREMILLION, James E. (C) 1946-47
 GRIDLEY, Bob (F-C) 1968-69
 Baker, Louisiana
 GRIFFITH, Carroll (F) 1946-47
 GRIFFITH, Parker (G) 1986-88
 Huntsville, Alabama
 GRIGGS, Shawn (F) 1990-91
 Ferriday, Louisiana
 GUGLIELMO, Gary (F) 1957-60
 Baton Rouge, Louisiana
 GURVICH, (F) 1942-43


H

HAGUE, Perry "H" (G) 1917-21
 HAILE, Samuel W. "Red" (G) 1943-44
 HALL, Bob (G-F) 1944-46; 1948-49
 HALL, Bib (C) 1996-97
 San Francisco, California
 HAMMONS, J. (G) 1935-38
 HAMMINK, Geert (C) 1988-89; 1990-93
 Didam, Netherlands
 HAMMINK, Shane (F), 2012-14
 Millingen aan de Rijn, Netherlands
 HANSEN, Glenn (F) 1973-75
 Grand Forks, North Dakota
 HANSEN, Mike (G), 1990-93
 Madrid, Spain
 HARRELL, Louis 1928-29
 HARRIS, Bucky (F) 1926-29
 HARRIS, Dennis (F), 2009-11
 Jonesboro, Georgia
 HARRIS, Jack A. (F) 1932-35
 HAMILTON, Justin (C), 2011-12
 Alpine, Utah
 HATCHER, George R. (C) 1923-27
 HATHORN, Conley "Red" (G) 1935-38
 HAYES, R. S. "Suthie" (F) 1917-21
 HAYNIE, George (F) 1939-41
 HAYWARD, Kieran (G), 2016-17
 Sydney, Australia
 HEARD, Mickey (F) 1973-74
 New Haven, Connecticut
 HELM, Newton C. "Dirty" (F) 1919-23
 HENDERSON, Larry (F) 1964-66
 Alexandria, Indiana
 HENDERSON, Ronnie (G) 1993-96
 Jackson, Mississippi
 HENNER, Tommy (G) 1969-70
 HENRY, Pete (C-F) 1965-67
 Lake Charles, Louisiana
 HEROMAN, Harry (F) 1963-66
 Baton Rouge, Louisiana
 HERBST, J. (G) 1941-42
 HERRING, Randy (F) 1972-75
 Baker, Louisiana

Eddie Palubinskas



Ethan Martin



HESS, Tom (G) 1969-72
 Camphill, Pennsylvania
 HESTER, Danny (F) 1968-70
 Mt. Vernon, Illinois
 HICKMAN, Richard F. (G) 1967-70
 Aliquippa, Pennsylvania
 HICKEY, Anthony, G 2011-14
 HIGGS, Kenny (G) 1974-78
 Owensboro, Kentucky
 HIGH, Willie (G-F) 1975-76
 Birmingham, Alabama
 HIGHTOWER, C. W. (F) 1910-11
 HIMES, Levi A "Lee" (F) 1909-12
 HIMES, (G) 1915-16
 HINES, Ray (C) 1959-60
 Lake Charles, Louisiana
 HOLLOWAY, Graves (C) 1947-49
 HOLT, Dick (C) 1953-56
 HOOVER, Winson F. (G) 1946-47
 HOOVER, W. (C) 1943-44
 HORNSBY, Keith (G), 2014-16
 Williamsburg, Virginia
 HOSKINS, Dick, Jr. (G) 1942-44
 HOUTZ, "Jakey" 1910-11
 HOWELL, R. B. "Biliken" (C) 1909-12
 HUDSON, Antonio (G), 2001-05
 Grambling, Louisiana
 HUDSON, John W. (G) 1959-61
 Jennings, Louisiana
 HUFFMAN, Gary (F) 1974-76
 New Orleans, Louisiana
 HULTBERG, Jordy (G) 1976-80
 New Orleans, Louisiana
 HUNT, 1917-18
 HYATT, Aundre (G), 2019-21
 Bronx, New York


I

IGAU, Hubert C. (F) 1924-27
 IRVIN, Fess (G) 1986-88
 Gonzales, Louisiana
 IRWIN, 1909-10
 ISLEY, Nelson (G) 1970-71
 Reidsville, North Carolina
 ISSAC, John (G), 2011-12
 Leesville, Louisiana
 IVES, Clarence A. "Fatty" (C) 1917-22

J


JACKSON, A. W. "Gus" (G) 1924-25
 JACKSON, Chris (G) 1988-90
 Gulfport, Mississippi
 JACKSON, Glover (C) 1993-94
 Chicago, Illinois
 JACKSON, Howard W. (G) 1936-39
 JACOBS, Stan J. (F) 1958-61
 Covington, Louisiana
 JACOBSON, Taylor (G), 2009-10

T.J. Pugh



Lettermen

Don Redden




- Charlotte, North Carolina
 JENKINS, Brandon (G), 2016-17
 Maywood, Illinois
 JENNINGS, Frank (F) 1946-47
 JOE, Darryl (G) 1986-88
 Dallas, Texas
 JOHNSON, Alonzo (C) 1994-95
 Marion, Alabama
 JOHNSON, Byron (C) 1947-52
 JOHNSON, C. B. (F) 1909-12
 JOHNSON, Chris (F), 2005-09
 Montross, Virginia
 JOHNSON, F. (G) 1929-32
 JOHNSON, G. (F) 1947-48
 JOHNSON, Joe (G) 1983-84
 Baker, Louisiana
 JOHNSON, Kent (F) 1969-70
 JOHNSON, Melvin F. (G) 1911-15
 JOHNSON, Paul (G) 1992-93
 Baton Rouge, Louisiana
 JOHNSON, Steffond (F-C) 1981-84
 Longview, Texas
 JOHNSON, Tex (C) 1924-27
 JONES, Bob (F) 1923-26
 JONES, Johnny (G) 1980-84
 DeRidder, Louisiana
 JONES, L. (F) 1920-22
 JONES, Leslie V. (F) 1952-55
 Jena, La.
 JONES, Wally (G) 1944-45
 JOSEPHSON, (G) 1940-41
 JOURNEY, Beau (G) 1932-35
 JOVANOVICH, Zoran (C) 1985-86
 Belgrade, Serbia
 JUUKOLA, Ralph (F) 1966-69
 Dayton, Ohio

K

- KAMMER, Marty (G) 1955-56
 KAUFFMAN, Jim (G) 1937-38
 KEENE, Howard (F) 1961-63
 Sparta, Illinois
 KEENE, J. R. (F) 1908-09
 KELLY, G (F) 1931-33
 KENT, John (G) 1946-47
 KILPATRICK, (G) 1919-20
 KINGERY, Wayne (G) 1944-45
 KINSLEY, Zach (G) 2008-10
 Baton Rouge, Louisiana
 KISTLER, Brian (F) 1980-82
 Indianapolis, Indiana
 KIZER, Roland C. "Chesty" (F) 1921-23
 KOUNDJIA, Regis (F), 2003-04
 Banguy, Central African Rep.
 KNUDSON, Jim (G) 1971-72
 Minerva, Ohio
 KRAJEWSKI, Richard (C) 1988-91

Derrick Taylor



Jerry Reynolds




L

- LALLY, Mike F. (C-F) 1908-11
 LAMONT, Randy (C) 1967-69
 Apple River, Illinois
 LANDRY, Brandon (G) 1998-01
 Baton Rouge, Louisiana
 LANG, Bob (F) 1969-70
 East Meadow, Long Island, New York
 LANIER, Harold A. 1928-29
 LARCADE, J. A. (G) 1908-09
 LARKIN, M. "Slim" (C) 1929-31
 LAZARE, Darnell (F) 2003-07
 Baton Rouge, Louisiana
 LEA, D. (G) 1945-46
 LEATHERS, W. D. "Bill" (F) 1934-37
 LEBLANC, Ed (C) 1972-76
 Baton Rouge, Louisiana
 LEBLANC, Josh (F), 2020-21
 Baton Rouge, Louisiana
 LEDOUX, Marqus (F) 1998-99
 Baton Rouge, Louisiana
 LEE, Bill (F) 1952-55
 Plaquemine, Louisiana
 LeFEVRE, Frank (C) 1974-77
 Clearwater, Florida
 LEGLER, Chuck (C-F) 1966-69
 Boulder City, Nevada
 LEOPOLD, J. T. (F) 1917-18
 LESHAR, L. R. (F) 1910-11
 LESTER, Ed. F. Jr. (F) 1944-45
 LEWIS, P. B. (G) 1909-10
 LEWIS, Cecil Ray (F) 1959-62
 Charleston, Indiana
 LEWIS, William S. "Bill" (G) 1916-17
 LINDSEY, Clyde H. (F) 1944-46
 LINDSEY, Jim (F) 1948-51
 LINDSEY, Lloyd Leon (C) 1935-38
 LITTON, O. B. 1909-10
 LIVINGSTON, Randy, (G) 1994-96
 LLOREDA, Jaime (F), 2002-03
 Colon, Panama
 LOBDELL, William Y. (F) 1931-32
 LOE, Ralph (C) 1972-73
 Natchez, Mississippi
 LOFLIN, J. T. (G) 1942-43
 LOFTIN, Bill (F) 1957-58
 Bastrop, Louisiana
 LOFTIN, Bob (F) 1957-59
 Bastrop, Louisiana
 LONG, Earl (F) 1958-59
 LOUGHMILLER, Don (G) 1951-54
 New Albany, Indiana
 LOWTHER, Bobby (F) 1942-43; 45-48
 LUDWIG, Eddie (F), 2009-13
 Metairie, Louisiana
 LUKER, J. B. (G) 1928-31
 LUPCHO, Rich S. (G) 1967-69
 Aliquippa, Pennsylvania
 LYLE, Mel (F) 1946-47

Jose Vargas



Apple Sanders




M

- McARDLE, Benny J. (G) 1951-54
 New York, New York
 McCAIN, R. R. (G) 1955-56
 McCARSON, Paul (G) 1954-55
 McDONALD, Ben (F) 1986-87
 Denham Springs, Louisiana
 McDOWELL, "Red" (G) 1941-42
 McDUFF, (G) 1923-25
 McFARLAND, Reggie A. (G) 1918-23
 McGEHEE, Webb (G) 1927-30
 McKENZIE, Kyle (G) 1987-89
 Cincinnati, Ohio
 McLEOD, James (G) 1941-42
 McLOUGHLIN, Bob (G) 1961-62
 McMANUS, (C) 1940-41
 McMORRIS, Vernon D. (G) 1943-44
 McNEILY, James (F) 1951-55
 Lima, N.Y.
 MACKLIN, Durand (F) 1976-78; 79-81
 Louisville, Kentucky
 MADISON, Dave (G) 1940-43
 MAGEE, Norman (G) 1951-55
 Port Allen, Louisiana
 MAGRUDER, 1909-10
 MAILE, Dick (F) 1962-65
 So. Ft. Mitchell, Kentucky
 MALONE, Darcy (C), 2013-16
 Canberra, Australia
 MANCE, Omar-Sell (G) 1998-99
 Lithonia, Georgia
 MANNING, JR., Charles (G), 2019-20
 Riverhead, New York
 MARAVICH, Josh (G), 2002-05
 Covington, Louisiana
 MARAVICH, "Pistol" Pete (G) 1967-70
 Raleigh, North Carolina
 MARSHALL, Paul (G), 1991-92
 Shreveport, Louisiana
 MARTIN, Ethan (G) 1977-81
 Baton Rouge, Louisiana
 MARTIN, Jarell (F), 2013-15
 Baton Rouge, Louisiana
 MARTIN, Ken G. (F) 1955-56
 MARTIN, Terry (G), 2006-09
 Monroe, Louisiana
 MASCIA, David (G), 1991-92
 Linbrook, New York
 MASON, C. C. "Charlie" (C) 1925-27
 MASON, Dameon (F), 2006-07
 Kansas City, Missouri
 MATTIENZO, (G) 1908-09
 MATTICK, Rick (C) 1976-79
 Ft. Lauderdale, Florida
 MAYOCK, Dan (F) 1968-69
 MAYS, Skylar (G), 2016-20
 Baton Rouge, Louisiana
 MEADOR, Bob J. (F) 1949-51
 MENRELL, Dick (F) 1946-48
 MERLE, Dom A. (F) 1955-58

Anthony Wilson



DeWayne Scales



- Utica, New York
 MERRELL, Richard L. (F) 1947-48
 MICHAELIS, Bill (G) 1943-44; 46-49
 MICKY, Jordan (F), 2013-15
 Dallas, Texas
 MIDDLEBROOK, (F) 1919-20
 MILANOVIICH, Paul (G) 1967-68
 Aliquippa, Pennsylvania
 MILEY, Harry L. (G) 1944-45
 MILLER, Herd J. (C) 1944-45
 MILLER, Nolen C. "Babe" (G) 1933-36
 MILLER, Robert "Bob" (G-F) 1975-77
 Seaford, New York
 MINOR, Tack (G), 2003-05, 07
 Houston, Texas
 MITCHELL, Darrel (G), 2002-06
 St. Martinville, Louisiana
 MITCHELL, Leonard (F-C) 1980-84
 St. Martinville, Louisiana
 MITCHELL, Tasmin (F) 2005-07; 08-10
 Denham Springs, Louisiana
 MIXON, Butch (G) 1958-59
 MOON, Lynn B. (C) 1956-59
 Hammond, Louisiana
 MOORE, Bill (G) 1944-45
 MOREY, Dale E. (F) 1939-42
 MORGAN, Malik (G), 2012-14
 MOSCOVITZ, Danny (G), 1990-91
 MOSELEY, V. (F) 1909-13
 MOUTON, Lyle (G) 1987-89
 Lafayette, Louisiana
 MUNSON, Wayne (F) 1957-59
 MURPHY, Gene A. (F) 1947-51
 MURPHY, Mike (F) 1964-65
 MURRAY, C. C. (F) 1943-44
 MUTAVDZIC, Misha (C) 1994-96
 Belgrade, Serbia
- ## N
- NABORS, Gene (G) 1995-96
 Beckley, West Virginia
 NATTIN, George L., Jr. (G) 1959-62
 Bossier City, Louisiana
 NELTNER, Ross (F), 2003-05
 Ft. Thomas, Kentucky
 NESON, Guy W. (C) 1929-32
 NEWMAN, Donald (G) 1975-76
 New Orleans, Louisiana
 NEWTON, Bill R. "Fig" (F) 1969-72
 Rockville, Indiana
 NOLLEY, Landers (G/F) 1994-96
 Atlanta, Georgia
 NOTO, J. J. (G) 1923-24
- ## O
- O'BRYANT III, Johnny, (F), 2011-14
 Cleveland, Mississippi
 OCHS, (F) 1945-46
 ODO, John (F), 2013-15

Bernard Woodside



Lettermen

Lagos, Nigeria
 O'NEAL, Shaquille (C) 1989-92
 San Antonio, Texas
O'NEAL, Shareef (F), 2020-21
Los Angeles, California
 ONWUASOR, Randy (G), 2017-18
 Inglewood, California
 O'QUINN, Leon (F) 1913-15
 OWENS, Andre (G) 1992-94
 Winston-Salem, North Carolina
 OWEN, Chester (F) 1946-47
 OZBURN, Joe (G) 1948-51

P
 PALFI, Djole (F) 1994-95
 Baton Rouge, Louisiana
 PALMER, . . . (F) 1918-19
 PALUBINSKAS, Eddie (G) 1972-74
 Canberra, Australia
 PATTERSON, Jalyn (G), 2014-17
 Atlanta, Georgia
 PAYNE, . . . (G) 1913-15
 PEARCE, Clyde (F) 1913-17
 PERKINS, Greg (G) 1982-83
 Darrow, Louisiana
 PETTIT, Robert L. "Bob" (C) 1951-54
 Baton Rouge, Louisiana
 PHARES, Jack (G) 1924-28
 PHILLIPS, W. J. (G) 1908-11
 PIAZZA, Doug (F) 1963-64
 PICOU, John (G) 1990-92
 Mobile, Alabama
 POE, F. E. (F) 1929-30
 POPULIST, Daron (G), 2009-11
 Slidell, Louisiana
 POTTS, Chico (G) 1997-98
 Indianola, Mississippi
 PUGH T.J. (G) 1990-92
 Baton Rouge, Louisiana

Q
 QUARTERMAN, Tim (G), 2013-16
 Savannah, Georgia
 QUIONEZ,1918-19

R
 RABENHORST, O. "Dudey" (G) 1918-19
 RABORN, Tommy (F) 1957-61
 Osyka, Mississippi
 RAGUS, Leonard A. (G) 1959-60
 Springhill, Louisiana
 RACHAL, Brandon (G) 2017-18
 Natchitoches, Louisiana
 RAISOR, Phil (G) 1958-60
 Muncie, Indiana
 RAMIREZ, M. (F) 1943-44
 RAMSDEN, Dave K. (C) 1966-69
 Lockport, Illinois
 RANDOLPH, Anthony (F) 2007-08
 Dallas, Texas
 RASMUSSEN, Bob (F) 1966-67
 RAYMOND, Chris (G) 1972-74
 Plaquemine, Louisiana
 REATH, Duop (F), 2016-18
 Perth, Australia
 REDDEN, Don (G-F) 1982-86
 Monroe, Louisiana
 REESE, Will (G) 2018-19
 Leesville, Louisiana
 REID, Naz (F) 2018-19
 Asbury Park, New Jersey
 REILY, Charlie S. (F) 1909-12
 REYNOLDS, Jerry (F-G) 1982-85
 Brooklyn, New York
 RILEY, Red (G) 1917-22
 RITTNER, Perrin (F) 1949-51
 ROACH, Danny (F) 1961-62
 Bloomfield, Indiana
 ROBERT, Charley (F) 1951-53
 Baton Rouge, Louisiana
 ROBERTS, Stanley (C-F) 1989-90
 Hopkins, South Carolina
 ROBINSON, Antonio (G), 2014-15
 Bossier City, Louisiana
 ROBINSON III, Elbert (C), 2014-17
 Garland, Texas
 ROLAND, Lamont (G) 1999-01
 New Albany, Indiana
 ROLLE, Magnum (F) 2005-07
 ROSS, A. L. (F) 1912-14

RUBCHENKO, Roman (F) 1992-96
 Cherkassy, Ukraine
 ROY, R. S. (F) 1917-18
 RUDOLPH, Gus (F) 1978-80
 Louisville, Kentucky
 RUSHING, Troy E. (F) 1953-57
 RYAN, Warren F. "Pat" 1908-09

S
 SAMPSON, Brandon (G), 2015-18
 Baton Rouge, Louisiana
 SAMUELS, H. J. (F) 1931-34
 SANBORN, . . . (G) 1929-32
 SANDERS, Al T. "Apple" Jr. (G) 1945-47
 Baton Rouge, Louisiana
 SANDERS, Al T. "Little Apple" III (C) 1969-72
 Baton Rouge, Louisiana
 SANDERS, J. Y. (G) 1908-11
 SAXON, Jimmy (F) 1925-28
 SAYLOR, Doug (G) 1974-76
 Ambridge, Pennsylvania
 SCALES, DeWayne (F) 1977-80
 Dallas, Texas
 SCHAPER, John N. (F) 1970-72
 Libertyville, Illinois
 SCHIELE, Chester (G) 1947-48
 SCHIELE, Joe (F) 1945-48
 SCHULTZ, Darrell (G) 1950-53
 SCOTT, Garrick (C), 1994-96
 Jackson, Louisiana
 SCOTT, Lester (G) 1988-89
 Baton Rouge, Louisiana
 SEBASTIAN, Don J. (G) 1952-56
 Baton Rouge, Louisiana
 SEBASTIAN, J. D. (G) 1919-20
 SHARP, . . . (G) 1929-30
 SHEPPARD, Nick (C) 1995-97
 Lake Charles, Louisiana
 SHIRLEY, Calvin S. "Buddy" (G) 1965-67
 Baton Rouge, Louisiana
 SHOCKEY, Jere (F) 1969-71
 Anderson, Indiana
 SHORTESS, Henry (G), 2013-16
 Baton Rouge, Louisiana
 SHOWS, W. (F) 1941-43
 SHUMAKER, Steve (C) 1967-68
 Danville, Iowa
 SIENER, Carl (C) 1971-74
 St. Louis, Missouri
 SIGLER, Roger W. (F) 1953-57
 SIMMONS, Ben (PF), 2015-16
 Melbourne, Australia
 SIMMONS, Terrance (G) 1996-97
 Haughton, Louisiana
 SIMOES, Paulo (G) 1986-88
 Baton Rouge, Louisiana
 SIMPSON, Gary (G) 1970-71
 Granite City, Illinois
 SIMS, Billy (F) 1942-43
 SIMS, Keith (G) 1944-45
 SIMS, Wayde (F), 2016-18
 Baton Rouge, Louisiana
 SIMS, Wayne (F) 1987-91
 DeRidder, Louisiana
 SIMS, Willie (G) 1977-81
 New York, New York
 SINGLETON, Vernel (C) 1988-92
 Natchez, Mississippi
 SLOANE, LeGrand W. (F) 1942-43
 SMART, Javonte (G) 2018-21
 Baton Rouge, Louisiana
 SMITH, Allen (G) 1959-60
 Maysville, Kentucky
 SMITH, Jabari (C) 1998-00
 Atlanta, Georgia
 SMITH, Nick (F) 1925-28
 SMITH, Terry (G) 1965-66
 Shreveport, Louisiana
 SMITH, Tom (G) 1930-33
 SMITH,1909-10
 SPEIGHT, Carlton, 2014-15
 SPENCER, Bo (G), 2007-10
 Baton Rouge, Louisiana
 SPENCER, Duane (F) 1995-96
 New Orleans, Louisiana
 SPILLER, S. (G) 1909-10
 SQUIRES, . . . (F) 1929-30
 STANFEL, Rich (C) 1982-83
 Libertyville, Illinois
 STAYTON, Bill (G) 1931-33
 STEPHENS, Reed (F) 1947-48
 STEVENS, Ed (G) 1930-31
 STEVENS, Norman G. "Steve" (G) 1922-26

STONE, Orval (F) 1949-51
 STOREY, M. (G) 1937-38
 STRINGER, Andre (G), 2010-14
 Jackson, Mississippi
 SWIFT, Stromile (F) 1998-00
 Shreveport, Louisiana

T
 TANNEHILL, George M. (F) 1928-31
 TANNEHILL, T. (C) 1930-32
 TARASOVIC, George (F) 1951-52
 TAYLOR, Derrick (G) 1981-82; 83-86
 Baton Rouge, Louisiana
 TAYLOR, Jeff (G) 1971-73
 New Britain, Pennsylvania
 TAYLOR, H. A. "Red" (F) 1927-28
 TAYLOR, Marlon (G) 2018-20
 Mount Vernon, New York
 TEMPLE, Collis (C) 1971-74
 Kentwood, Louisiana
 TEMPLE III, Collis (G) 1999-03
 Baton Rouge, Louisiana
 TEMPLE, Garrett (G), 2005-09
 Baton Rouge, Louisiana
 TERREBONNE, Greg (G), 2006-08
 Galliano, Louisiana
 THIGPEN, Tommy P. (C) 1964-67
 Benton, Louisiana
 THOMAS, Cameron (G), 2020-21
 Chesapeake, Virginia
 THOMAS, Quenton (G) 1994-95
 Humble, Texas
 THOMAS, Tyrus (F), 2005-06
 Baton Rouge, Louisiana
 THOMPSON, Charlie (G) 2000-04
 Lake Charles, Louisiana
 THOMPSON, Dick (G) 1947-51
 THOMPSON, T. (C) 1938-40
 THORNALL, Bill (F) 1942-43
 THORNTON, Marcus (G), 2007-09
 Baton Rouge, Louisiana
 THORNTON, Quintin (F), 2007-09
 Orlando, Florida
 THORNTON, Sam B. 1922-23
 TIPTON, Wayne (F-G) 1964-67
 Knoxville, Tennessee
 TITUS, Brandon (G) 1992-94
 Cerritos, California
 TONKOVICH, Dawn (G) 1971-74
 Hollywood, Florida
 TONN, R. W. "Ruddy" Jr. (F) 1930-32
 TORRANCE, Jack (C) 1931-34
 TRACEY, Dennis (G) 1988-90
 New Orleans, Louisiana
 TRIBBETT, Jeff A. (G) 1967-70
 Lebanon, Indiana
 TRICHILLE, Bert (F) 1935-36
 TUCKER, Reggie (G) 1997-98
 Cleveland, Tennessee
 TUDOR, Bobby (F) 1954-55
 TUDOR, John (G-F) 1980-84
 Pineville, Louisiana
 TURK, Dave (F) 1962-63
 Lomita, California
 TURNER, Raiston (G), 2010-12
 Muscle Shoals, Alabama
 TURNLEY, J. E. "Bob" (G) 1943-44

U
 UFFMAN, Kenneth (F) 1947-48
 USSERY, Stephen (F) 1988-89
 Baton Rouge, Louisiana

V
 VANCE, Damon (C) 1983-84
 Vallejo, California
 VANCE, Griff D. (F) 1938-41
 VARGAS, Jose (C) 1984-88
 LaRomana, Dominican Republic
 VIAL, Reed (G), 2016-18
 Baton Rouge, Louisiana
 VICTOR II, Craig (F), 2015-16
 New Orleans, Louisiana
 VOIGHT, Ken L. Jr (G) 1966-68
 Lafayette, Louisiana
 VOOGD, Ben (G), 2005-07
 Florence, Oregon

W
 WADE, Malcolm "Sparky" (G) 1932-35
 Jena, Louisiana
 WALDEN, Henry E. (C) 1912-15
 WALTERS, Bill (G) 1942-43; 45-47
 WALTERS, Jack (F) 1935-36
 WALTON, Adam (F) 1995-97
 San Diego, California
 WATERS, Tremont (G), 2017-19
 New Haven, Connecticut
 WARNER, Jack (G) 1996-97; 99-00
 Plymouth, Minnesota
 WARREN, Storm (F), 2008-12
 Monroe, Louisiana
 WASHINGTON, Rogers (F) 1995-97
 Franklin, Louisiana
 WATFORD, Trendon (F), 2019-21
 Birmingham, Alabama
 WEBB, Charlie L. (G) 1942-43; 45-47
 WEBER, S. R. "Chink" (G) 1922-23
 WELCH, Jim (C) 1936-37
 WELLS, Wendell Wally (G) 1934-37
 WESLEY, Bob (F) 1952-53
 Baton Rouge, Louisiana
 WHIPPLE, Xavier (G) 2001-05
 McIntyre, Georgia
 WHITE, Hamp (G) 1963-65
 WHITE, H. H. (G) 1915-16
 WHITE, Joe (C) 1955-57
 WHITE, Malcolm (F), 2010-12
 Baton Rouge, Louisiana
 WHITEHURST, Charles (F) 1954-55
 WHITTE, Bill (F) 1970-73
 Indianapolis, Indiana
 WILKINSON, J. P. (G) 1912-16
WILKINSON, Mwani (G), 2020-21
Las Vegas, Nevada
 WILKINSON, W. Scott (G) 1913-17
 WILKINSON, . . . (C) 1924-25
 WILLIAMS, Emmitt (F) 2018-20
 Fort Myers, Florida
 WILLIAMS, Michael (G), 2012-13
 WILLIAMS, Jermaine (F) 1998-02
 Baton Rouge, Louisiana
 WILLIAMS, John (F) 1984-86
 Los Angeles, California
 WILLIAMSON, Maurice (G) 1989-90; 91-93
 New Haven, Connecticut
 WILSON, Anthony (G) 1983-87
 Plain Dealing, Louisiana
 WILSON, Bill L. (C) 1962-65
 Baton Rouge, Louisiana
 WILSON, Edwin (G) 1985-86
 WILSON, Jason (F) 2000-02
 DeQuincy, Louisiana
 WILSON, Les (G) 1926-29
 WILSON, Nikita (C-F) 1983-87
 Leesville, Louisiana
 WOLF, Sidney "Izzy" 1918-19
 WOLFERT, Paul (F), 2002-05
 Burr Ridge, Illinois
 WOLFERT, Rick (C) 1972-73, 1974-75
 Peru, Indiana
 WOLFF, Dennis (G) 1973-75
 Bayside, New York
 WOLFE, Jamaal (G) 1998-99
 Baton Rouge, Louisiana
 WOMACK, Leroy (F) 1996-97
 Baton Rouge, Louisiana
 WOODSIDE, Bernard (F) 1985-88
 Hempstead, New York

Y
 YATES, Robert P. (G) 1947-51
 YOUNG, JueMichael (F) 2001-02
 Hammond, Louisiana

Z
 ZIEGLER, Lonie (C) 1965-66
 ZINSER, Paul (G) 1953-55

This list represents basketball lettermen since LSU began basketball in 1908-09. The sports information office will appreciate your assistance in correcting any errors. Send all corrections or additions to Kent Lowe, P. O. Box 25095, Baton Rouge, La., 70894

Jersey Numbers

While some of the jersey numbers listed date back to the 1930s, records are somewhat incomplete through the 1950s. If you have changes, additions or corrections, please send them to Basketball SID Kent Lowe at clowe@lsu.edu for future updates.

0

Mwani Wilkinson, 2021
Darius Days, 2020
Naz Reid, 2019
Brandon Sampson, 2016-18
Glen Davis, 2006-07

00

Charles Carmouche, 2013
Brian Green, 2000-01-02-03
Omar Seli-Mance, 1999
Hernan Montenegro, 1988

1

Javonte Smart, 2019-20-21
Duop Reath, 2017-18
Jarell Martin, 2015
Anthony Hickey 2012-13-14
Tasmin Mitchell, 2006-07-08-09-10
Regis Koundjia, 2005
Tony Gipson, 2003-04

2

Trendon Watford, 2020-21
Brandon Rachal, 2018
Antonio Blakeney, 2016-17
Johnny O' Bryant III 2012-13-14
Chris Beattie, 2010
Delwan Graham, 2009
Dameon Mason, 2007-08
Darrel Mitchell, 2003-04-05
Brian Beshara, 2000-01

3

Jalen Cook, 2021
Parker Edwards, 2020
Tremont Waters, 2018-19
Elbert Robinson III, 2016-17
Henry Shortess, 2014
Jalen Courtney, 2013
Garrett Green, 2010-11
Anthony Randolph, 2008
Tack Minor, 2004-05-06-07
Torrin Bright, 2000-01-02-03
Jaamal Wolfe, 1999
Reggie Tucker, 1998
Doug Annison, 1993-94

4

Darius Days 2021
Skylar Mays 2017-18-19-20
Keith Hornsby 2015-16
Corban Collins, 2013
Chris Bass, 2009-10-11-12
Ben Voogd, 2006-07
Regis Koundjia, 2004
JueMichael Young, 2002
Stromile Swift, 1999-00
Gene Nabors, 1996-97
Jamie Brandon, 1992-93-94
Fess Irwin, 1987-88
Joe Schiele, 1947

5

Parker Edwards, 2021
Emmitt Williams, 2020

Daryl Edwards, 2018-19
Kieran Hayward, 2017
Josh Gray, 2015-16
Shavon Coleman, 2013-14
Malcolm White, 2011-12
Marcus Thornton, 2008-09
Mildon Ambres, 2004
Robert Royal, 2001
Jamal Harrison, 2001
DeJuan Collins, 1998
Lester Earl, 1997
Landers Nolley, 1995-96
Andre Owens, 1993-94
Justin Anderson, 1992
Frank Jennings, 1947

10

Brandon Egemo, 2021
James Bishop, 2020
Galen Alexander, 2018
Branden Jenkins, 2017
Henry Shortess, 2015-16
Andre Stringer, 2011-12-13-14
Daron Populist, 2010
Greg Terrebonne, 2007-08
David Fleshman, 2005-06
Charlie Thompson, 2001-02-03-04
Rhodaria Caston, 1998
David Bosley, 1994-95-96-97
Maurice Williamson, 1990-92-93
Parker Griffith, 1987-88
Derrick Taylor, 1982-84-85-86
Willie Sims, 1978-79-80-81
Bob Miller, 1976-77
Eddie Palubinskas, 1973-74

11

Josh LeBlanc, Sr., 2021
Charles Manning, Jr., 2020
Kavell Bigby-Williams, 2019
Jalyn Patterson, 2017
Shane Hammink, 2013-14
Bo Spencer, 2008-09-10
Josh Maravich, 2003-04-05
Brandon Landry, 1999-00-01
Djole Palfi, 1995
Mike Hansen, 1991-92-93
Anthony Wilson, 1984-85-86-87
Drexal Allen, 1982
Mark Alcorn, 1980-81
Al Green, 1979
Kenny Gray, 1958
Roger Sigler, 1956-57
Charlie "Bubba" Webb, 1947

12

Marshall Graves, 2017-18-19-20
Jarell Martin, 2014
Ronald Martin, 2012
Aaron Dotson, 2010
Tyrus Thomas, 2006
Ronald Dupree, 2000-01-02-03
Darryl Cooper, 1999
Sean Gipson, 1993-94
John Picou, 1991-92
Lester Scott, 1989
Darryl Joe, 1987-88
Johnny Jones, 1981-82-83-84
Joe Combs, 1958
Troy Rushing, 1955
Frank Brian, 1947

13

Will Reese, 2019
Jeremy Combs, 2018
Antonio Robinson, 2015
Eddie Ludwig, 2010-11-12-13
Terry Martin, 2007-08-09
Pete Bozek, 2001-02
Dennis Tracey, 1989-90
Todd Kinchen, 1988
John Hudson, 1960-61

14

Marlon Taylor, 2019-20
Randy Onwausor, 2018
Courtney, Jalen, 2011-12
Garrett Temple, 2006-07-08-09
Jaime Lloreda, 2003-04
Quenton Thomas, 1995-96
Kyle McKenzie, 1988-89
Edwin Wilson, 1986
Donald Green, 1983
Matt England, 1981-82
Stanley Jacobs, 1960-61

15

Aundre Hyatt, 2020-21
Reed Vial, 2017-18
Jalyn Patterson, 2015-16
Dennis Harris, 2010-11
Magnum Rolle, 2006-07
Jeremy Comeaux, 1998
Deuce Ford, 1996
Ocie Conley, 1985-86
Joe Johnson, 1984
Ray Borner, 1982
Ray Vallery, 1956
Don Belcher, 1953-54-55

17

James Gremillion, 1947

20

Caleb Starks, 2020
Brian Bridgewater, 2015-16-17
Dave Jackson, 2013
Zach Kinsley, 2009-10
Garrett Green, 2008
Tim Bush, 2003
Leroy Womack, 1997-98
Ronnie Henderson, 1994-95-96
T. J. Pugh, 1991-92
Jason Cormier, 1989
Neboisha Bukumirovich, 1985-86-87-88
John Tudor, 1981-82-83-84
Jordy Hultberg, 1977-78-79-80
Donald Newman, 1976
Randy Herring, 1974-75
Jim Knudsen, 1972
Tommy Henner, 1970
Mark Bernbrock, 1969
Ken Voigt, 1967-68
Tommy Collins, 1959
Bill Walters, 1946
Abner Wimberly, 1944
Griff Vance, 1941
Tommy Thompson, 1939
Glenn Delafield, 1937

21

Charles Manning, Jr., 2021
Courtese Cooper, 2020
Aaron Epps, 2015-16-17-18

Matt Derenbecker, 2011
 Chris Johnson, 2006-07-08-09
 Courtney Trask, 2003
 Jermaine Williams, 2000-01-02
 Brian Beshara, 1999
 Randy Livingston, 1995-96
 Lenear Burns, 1990-91-92-93-94
 Lyle Mouton, 1988-89
 Dennis Brown, 1984-85-87
 Ethan Martin, 1978-79-80-81
 Doug Saylor, 1975-76-77
 Tommy Raborn, 1958
 Don Loughmiller, 1953-54
 Humberto Ramirez, 1944
 Jack Bushman, 1937

22

Bryan Penn-Johnson, 2021
 Darius Days, 2019
 Darcy Malone, 2014-15-16
 Ralston Turner, 2011-12
 Taylor Jacobsen, 2010
 Darrel Mitchell, 2006
 Xavier Whipple, 2002-03-04-05
 Maurice Carter, 1996-97-98-99
 Clarence Ceasar, 1992-93-94-95
 Shawn Griggs, 1991
 Russell Grant, 1988-89
 Greg Perkins, 1983
 J. Brian Bergeron, 1979-80-81
 Kenny Higgs, 1975-76-77-78
 Wade Evans, 1973-74
 Ray Lewis, 1960
 Wayne Monson, 1958
 Troy Rushing, 1956-57
 Jim McNeily, 1954-55
 Gene Murphy, 1949-50
 Vernon McMorris, 1944

23

Pete Maravich, 1968-69-70
 Tom Collins, 1958
 Charlie Seitz, 1957
 Don Sebastien, 1954-56
 Joe Ozburn, 1949-51
 Jim McLeod, 1943
 George Haynie, 1941
 Felix Buchanon, 1938
 Ray Giacoma, 1936-37
 Sparky Wade, 1935

Note: Pete Maravich's number retired 1970

24

Cameron Thomas, 2021
 Emmitt Williams, 2019
 Malik Morgan, 2013-14
 Storm Warren, 2009-10-11-12
 Terrence Simmons, 1997
 Paul Johnson, 1993
 Vernel Singleton, 1989-90-91-92
 John Williams, 1985-86
 Leonard Mitchell, 1981-82-83-84
 Len Breda, 1977-78
 Brent Boyd, 1976
 Dennis Wolff, 1974-75
 Jeff Taylor, 1972-73
 Gary Simpson, 1971
 Richard Hickman, 1968-69-70
 Brad Brian, 1967
 Buddy Shirley, 1966
 Pat Chase, 1965
 Sam Chase, 1962-63-64
 Mahon Edmondson, 1961
 Phil Raisor, 1960
 Bobby Yates, 1949
 Keith Sims, 1945
 Dave Madison, 1942
 Conley Hathorn, 1936-37-38
 Ben Journeay, 1935

25

Eric Gaines, 2021
 Ben Simmons, 2016
 Jordan Mickey, 2014-15
 Daron Populist, 2011
 Ross Chouest, 2002
 Louis Earl, 1997-98
 Brandon Titus, 1993-94
 Paul Marshall, 1992
 Danny Moscovitz, 1991
 Chris Carrier, 1986
 Joe Costello, 1979-80-81-82
 Randy Coppens, 1975-76-77
 Dawn Tonkovich, 1972-73-74
 John Brantley, 1971
 John Carr, 1970
 Rusty Bergman, 1968-69
 Kenny Drost, 1965-66
 Bob Fetter, 1961-62-63-64
 Dick Davies, 1959-60
 Dick Thompson, 1949-50-51
 James McLeod, 1942
 Wendell Wells, 1937

26

Talmadge Bozeman, 1940
 Glenn Delafield, 1938

27

Elliot Gremillion, 1944
 Raymond Bass, 1942
 Tommy Thompson, 1940
 Woodie Doshier, 1939
 Nolan Miller, 1935, 1936

28

Glavis Edwards, 1946
 Ed Lester, 1945
 LeGrand Sloane, 1943
 Felix Buchanon, 1940
 Dick Burge, 1939
 Jack Bushman, 1938

29

Edgar "Bud" Turnely, 1944
 John Chaney, 1941-43
 Howard Jackson, 1937
 Audley MacDonald, 1936
 Jack Harris 1935

30

Alex Farrer, 2006-07-08-09-10
 Brandon Bass, 2004-05
 Chico Potts, 1998
 Stephen Ussery, 1989
 Bernard Woodside, 1986-87-88
 Theron Cojoe, 1983-84
 Brian Kistler, 1981-82
 Frank Lifetree, 1977-78
 Michael Brown, 1976
 John Enguist, 1973-74
 Tommy Hess, 1970-71-72
 Rick Lupcho, 1968-69
 Buddy Shirley, 1967
 Scott Eowling, 1966
 Judd Cramer, 1964
 George Nattin, 1960-61-62
 Wayne Monson, 1959
 Wilton Dale, 1944
 Dave Madison 1943
 Willie Morgan, 1940-41
 Arnold Bryan, 1937
 Bert Trichel, 1936

Buddy Blair, 1935

31

John Odo, 2014-15
 Jermaine Williams, 1999
 Oliver Brown, 1984-85-86-87
 DeWayne Scales, 1978-79-80
 Mark Smyth, 1977
 Al "Little Apple" Sanders, 1970-71-72
 Ralph Jukkola, 1967-68-69
 Wayne Austin, 1965-66
 Doug Piazza, 1964
 Maury Drummond, 1961-62-63
 Joe Borgini, 1960
 Bobby Lowther, 1943
 W. Shows, 1942
 Frank Doughtry, 1938

32

Shareef O'Neal, 2021
 Craig Victor II, 2016-17
 Carlton Speight, 2015
 John Isaac, 2012
 Quintin Thornton, 2008-09
 Paul Wolfert, 2003-04-05
 Willie Anderson, 1998-99
 Nick Shepherd, 1996-97
 Harold Boudreaux, 1990-91-92
 Paulo Simoes, 1987-88
 Damon Vance, 1984-85
 Howard Carter, 1980-81-82-83
 Ernest Brown, 1979
 Gary Huffman, 1975-76
 Mickey Heard, 1974
 Terry Smith, 1966
 Randy Geyer, 1964-65
 Ray Lewis, 1962
 Lynn Moon, 1959
 Charley Robert, 1953
 Bobby Boggess, 1949-50-51
 Dick Merrel, 1948
 Clyde Lindsey, 1946
 Hear Miller, 1944
 William Walters, 1943
 Sid Auger, 1936

33

Marqus LeDoux, 1999
 Glover Jackson, 1994
 Shaquille O'Neal, 1990-91-92
 Ricky Blanton, 1985-86-87-88-89
 Steffond Johnson, 1982-83-84
 Walter Campbell, 1978-79
 John Breathwit, 1976-77
 Mike Darnall, 1974-75
 Steve Chidley, 1972
 Jere Shockey, 1971
 Jeff Tribett, 1968-69-70
 Kenny Drost, 1967
 Brad Brian, 1965-66
 Steve Cram, 1964
 Ellis Cooper, 1961-63
 Butch Mixon, 1959
 Lynn Moon, 1957-58
 Bob Freshley, 1953-54
 Orval Stone, 1950
 Ray Bass, 1949
 Dick Harris, 1944
 Jack Fulkerson, 1942
 Walker Cress, 1937
 Lloyd Lindsey, 1935

Note: Shaquille O'Neal's number retired in Dec. 2000

Jersey Numbers

34

Josh Gray, 2021
Glen Davis, 2005
Mildon Ambres, 2003
Cedric Carter, 1998-99
Alonzo Johnson, 1995
Randy Duvall, 1990
Tyrone Black, 1980-81-82-83
John Shaper, 1971-72
Kent Johnson, 1970
Chuck Legler, 1968-69
Dave Ramsden, 1967
Harry Heroman, 1964-65-66
Dave Turk, 1963
Ray Lewis, 1960-61
Carey Guglielmo, 1958
R. R. McCain, 1957
Paul Zinser, 1954-55
Joe Dean, 1950-51
Bill Michaelis, 1949
Winson Hoover, 1944

35

Mayan Kiir, 2018
Darnell Lazare, 2004-05-06-07
Rogers Washington, 1996-97-98
David Mascia, 1993
Mahmoud Abdul-Rauf, 1989-90
Jerry Reynolds, 1983-84-85
Lionel Green, 1976-77-78-79
Glenn Hansen, 1974-75
Bill Whittle, 1971-72-73
Danny Hester, 1969-70
Chuck Legler, 1967
Larry Henderson, 1965-66
Jack Belcher, 1964
Ray Hines, 1960
Carey Guglielmo, 1959
Dom Merle, 1957-58
Dick Holt, 1956
Norman Magee, 1953-54-55
Bob Meador, 1949-50-51
Jim Welch, 1937
Kernan Banker, 1936

Note: Mahmoud Abdul-Rauf's jersey was retired February 29, 2020

36

Bill Bohannon, 1936

37

Doc Floyd, 1937
Buster Bryan, 1936

38

W. D. Leathers, 1935-36-37

39

Willard Beeson, 1936

40

Brian Helquist, 1999
Durand "Rudy" Macklin, 1977-78-79-80-81
Paul Kates, 1976
Carl Siener, 1972-73-74
Bob Lang, 1970
Paul Milanovich, 1968
Wayne Tipton, 1965-66
Steve Cram, 1963
Bob McLoughlin, 1962
Stan Jacobs, 1959
Bob Loftin, 1958

Bill Lee, 1954

Sonny Gregory, 1950

Jack Hall, 1949

Wendell Well, 1936

Note: Rudy Macklin's uniform No. 40 retired in Feb. 2010.

41

Justin Hamilton, 2012
Ross Neltner, 2005
Collis Temple III, 1999-00-01-02-03
Duane Spencer, 1996-97
Richard Krajewski, 1989-90-91
Nikita Wilson, 1984-85-86-87
Rick Mattick, 1977-78-79-80
Collis Temple, Jr., 1972-73-74
Nelson Isley, 1971
Jere Shockey, 1969
Bob Grdley, 1968
Wayne Tipton, 1967
Pat Chase, 1966
Ronnie Register, 1965

42

Antonio Hudson, 2002-03-04-05
Bob Hall, 1997
Ben McDonald, 1987-88
Edwin Wilson, 1986
Duane DeArmond, 1977-78-79-80
Willie High, 1976
Marty Allman, 1971-72-73
Steve Shumaker, 1968
Bob Rasmussen, 1967
Hamp White, 1964-65
Jim Lindsey, 1949-50

43

Lamont Roland, 2000-01
Misha Mutavdzic, 1995-96
Geert Hammink, 1989-90-91-92-93
Jose Vargas, 1985-86-87-88
Greg Cook, 1978-79-80-81
Frank LeFevre, 1975
Ralph Loe, 1973
Bill Newton, 1970-71-72
Dave Ramsden, 1969
Randy LaMont, 1968
Pete Henry, 1966
Dick Maile, 1963-64-65
Norman Card, 1962
Allen Smith, 1960
Stan Jacobs, 1959
Bill Loftin, 1958
Ken Marten, 1956
Les Jones, 1953-54
Perrin Rittner, 1950

44

Wayde Sims, 2017-18
Thomas Davis, 2002-03
Jason Wilson, 2001
Adam Walton, 1995-96-97
Kirk Goehring, 1993
Wayne Sims, 1988-89-90-91
Don Redden, 1983-84-85
Andy Campbell, 1978-79-80-81
Scott Spencer, 1977
Ed LeBlanc, 1973-74-75-76
Tommy Thigpen, 1965-66-67
Norman Card, 1964
Howard Keene, 1962-63
Raymond Arthur, 1961

Joe Clune, 1960

Jim Crisco, 1957-58-59

Byron Johnson, 1949-50

Bob Meador, 1948

45

Brandon Eddlestone, 2014-15-16-17
Mychal Williams, 2013
Aaron Dotson, 2011
Ross Neltner, 2004
Jack Warner, 1997-98-99-00-01
Roman Rubchenko, 1993-94-95-96
Zoran Jovanovich, 1985-86
Rick Stanfel, 1983
Gus Rudolph, 1979-80
Floyd Bailey, 1975-76-77-78
John Brantley, 1972
Drew Corley, 1967-68-69
Lonnie Ziegler, 1965
Bill Wilson, 1963-65
Tom Conklin, 1961-62
Phil Raisor, 1959
Mark Freeman, 1950
Graves Holloway, 1949

50

Joe Combs, 1959
Bob Pettit, 1952-53-54

Note: Bob Pettit's number retired in 1954

51

Joshua Badeaux, 2013
Shawnon Johnson, 2003
Jason Wilson, 2002
Scott Bowling, 1965
Randy Geyer, 1963
John Bayley, 1961-62
Carey Guglielmo, 1960

52

Jabari Smith, 1999-00
Jeremy Comeaux, 1998
Duncan Dowling, 1963
Tommy Raborn, 1959-60
Joe Fahey, 1955-56
Benny McArdle, 1953-54
Darrell Schultz, 1951

53

Stanley Roberts, 1990
Jack Blecher, 1962-63
Bob Loftin, 1959

54

Brad Bridgewater, 1999-00-02-03
Garrick Scott, 1995-96
Norman Card, 1963
Duncan Dowling, 1962
Tom Conklin, 1961
Earl Long, 1959
Joe White, 1956
Ned Clark, 1954-55

55

Tim Quarterman, 2014-15-16
Andrew Del Piero, 2012-13
Kenneth Bridges, 1953



Maravich CENTER

The Pete Maravich Assembly Center and LSU Basketball begins its second half-century in the building as it celebrates the 50th anniversary of men's basketball in the multi-purpose venue which opened late in 1971 and hosted its first men's hoops game in Jan. 1972.

For a program that will play its 113th season, the former LSU Assembly Center is the venue that LSU has called its official home the longest following in the primary venues of the Huey Long Field House (now the Cox Communications Academic Center for Student-Athletes) and the Ag Center on the opposite side of the campus, more commonly known to basketball fans as the "Cow Palace."

Even after all these years, the Maravich Center is still a great place for basketball on

the portable wood playing surface.

The building took on a much needed new look for the 2017-18 season with the magnificent giant side and end video boards installed above the court that allows fans everywhere in the building to have a clear look at video and statistics.

There is also new modern light capabilities that offers some of the best light intensity that has been seen in the history of the building.

The building has seen constant changes since a three-year campaign began in 2005 to spruce up the building by the LSU Athletic Department.

In a year when the building would also become famous worldwide as the site of the largest triage unit in history after Hurricane



Maravich Center

11.5 Million

Original cost of building -- \$11.5 million; one of the most visible structures on campus.

NCAAs

Site of two NCAA Men's Regional Basketball Tournaments: 1976, 1986

NITs

Site of six NIT pre- and post-season events: 1982, 1983, 1987, 1989, 2002, 2009, 2018

2008, 2009, 2012, 2013, 2014

Site of NCAA Women's Basketball First and Second Rounds in 2008 and 2009; 2012-2014.

East to West

East-to-West, you can put a football field and still have almost 33 yards of space left.

North to South

North-to-South, you can put another gridiron and have about 13 yards extra.

3,113,380

There are over one-fifth of a million square feet enclosed and over one-quarter of a million square feet throughout for a total of 3,113,380 cubic feet.

1,750

A total of 1,750 tons of air conditioning keeps the interior at year-round comfort.

13,215

Seats 13,215 spectators after \$5 million renovation to concourse and seating areas.

Katrina, the athletic department was able to finish its renovation in time for the 2005-06 season and turn the building back into a showcase for LSU men's basketball.

An interactive concourse area depicting the history of the great players who have starred for LSU in the building, additional restrooms, new seats throughout the arena have taken the building to a new level. Now, the building features a practice facility for men and women along with a men's locker room complex helping the Assembly Center's appeal for players and fans for years to come.

The Maravich Assembly Center is, like the other venues LSU basketball has bounced around in through its long history, unique in its own way.

Before moving across from Tiger Stadium (in the 1971-72 season), the Tigers set up shop in the Pavilion on the old LSU

campus, the Huey Long Field House Gym Armory (now the Cox Communications Academic Center) and the John M. Parker Agricultural Center. LSU and SEC fans knew the latter as the "Cow Palace" as it served as the primary home for LSU basketball for four decades.

The building opened as the LSU Assembly Center, but during the summer of 1988, then Louisiana Governor Buddy Roemer signed legislation changing the official name of the building to the Pete Maravich Assembly Center in honor of the LSU star who had died tragically earlier that same year.

The Maravich Center is also the home for the LSU volleyball, gymnastics and women's basketball teams.





Practice FACILITY

The modern “workplace” of hoops is helping LSU basketball be a better team and a better program every day.

While the front of the building is dominated by the statues of Shaquille O’Neal and Bob Pettit, it is what goes on inside the facility that is most important to the present and future of the LSU men’s basketball program.

The chance to schedule practice when needed and the chance to get shots up or work on free throws any time is what makes this facility so important.

The facility features exact duplicate full-size gymnasiums. Each has two portable goals and four overhead retractable goals. Both courts are exact replicas of the PMAC competition court. Each gym features a scoreboard, video filming balcony and scorer’s table with video and data connection. Each gym spans 11,324 square feet and includes a regulation NCAA court in length with two regulation high school courts in the opposite direction.

Besides, the men’s practice gymnasium, the facility is the primary work area for the basketball team with locker room, team lounge,

training room, laundry facility, coaches locker room and storage areas.

The building also includes a central two-story lobby and staircase that ascends to the second level that has a room (The Legends Club) that can hold approximately 500 people for pre-game and post-game functions that leads into the Maravich Center concourse.

The lobby of the building showcases team displays and graphics, trophy cases (featuring the hardware of some of the great seasons) and memorabilia from the long history of LSU basketball.

Also design work is featured in the men’s basketball halfways complete with vibrant pictures that lead players and coaches down to the dressing room rotunda and hallway to the arena floor.

The display and wall graphics were designed by ZE Design of Centerville, Ohio.

The facility was constructed by Guy Hopkins Construction of Baton Rouge based on designs by the firm of Tom Holden Architects of Baton Rouge in a unique joint venture with RDG Sports of Des Moines, Iowa.



The Legends Club connects to the Maravich Center concourse.

Practice Facility Facts

- Project Cost: \$13,913,000
- Ground broken on July 1, 2008
- Contractors: Guy Hopkins Construction of Baton Rouge based on the designs by the firm of Tom Holden Architects of Baton Rouge in a joint venture with RDG Sports of Des Moines, Iowa
- Total Project Area: 58,960 square feet of new construction and 1,100 square feet of renovated construction
- Two state-of-the-art practice gyms each spanning 11,324 square feet; includes a regulation NCAA court in length with two regulation high school courts in the opposite direction
- Each gym has two portable goals and four overhead retractable goals; both are exact replicas of the PMAC competition court
- Each gym can hold up to 800 people for special events
- Each gym features a scoreboard, video filming balcony and scorer's table with video and date connections to enable instant replay
- A central two story lobby and grand staircase ascends to the second level. The lobby showcases team displays and graphics, trophy cases and memorabilia from the past. The displays and wall graphics were designed by ZE Design of Centerville, Ohio.
- On the second level of the facility is the Legends Club that opens to an extension of the Maravich Center concourse. It can hold approximately 500 people for pre-game and post-game functions.
- Other areas of the addition include a Media Interview Area, Men's Basketball Locker Room, Team Lounge, Training Room, Laundry Facility, Coach's Locker Room and storage areas.



The dressing room rotunda and this brilliant Tiger logo leads one into the LSU Lockerroom.



This wall spotlights LSU's eight SEC player of the year honorees.



First-team All-Americans from Sparky Wade in 1935 to Ben Simmons in 2016 are also highlighted in the walk down the hallway. New Pictures on this page of these things



Another mural spotlights LSU's three "NBA at 50" players -- Bob Pettit, Shaquille O'Neal and Pete Maravich.

Maravich Center W-L Records

LSU vs. SEC Opponents in the PMAC

Alabama – 27-22
Arkansas – 19-11
Auburn – 30-16
Florida – 26-11
Georgia – 25-13
Kentucky – 17-19
Ole Miss – 38-8
Mississippi State – 29-20
Missouri - 5-0
South Carolina – 9-6
Tennessee – 20-16
Texas A&M - 8-2
Vanderbilt – 23-12



Non-Conference Opponents

UAB -- 2-0	Maine -- 1-0	Texas Southern -- 2-0
Alcorn State -- 3-0	Marquette -- 1-0	Texas Tech - 0-1
Arizona -- 3-0	Marist -- 2-0	Towson -- 1-0
Arkansas State -- 2-0	Maryland -- 1-0	Troy -- 5-0
American - 1-0	Massachusetts -- 1-0	Tulane -- 11-1
Ball State -- 0-1	Maryland-Baltimore Co. 2-0	U.S. International -- 1-0
Belmont -- 1-0	McNeese State -- 23-0	Utah -- 1-1
Bethune-Cookman - 1-0	Mercer -- 1-0	Utah State -- 1-0
Boise State - 1-0	Memphis -- 3-0	Villanova -- 0-1
Boston University -- 2-0	Michigan -- 0-1	Virginia - 0-1
Bowling Green -- 1-0	Middle Tennessee State 1-0	Wake Forest - 1-0
UC-Irvine - 1-0	Miss. Valley State -- 2-0	Washington -- 2-1
UCLA -- 0-1	Missouri State -- 1-0	Washington State -- 2-0
UC-Santa Barbara - 1-0	Montana State -- 2-0	West Virginia -- 0-1
Cal State Fullerton -- 1-0	Nevada-Las Vegas -- 2-0	Western Kentucky -- 2-0
Cal State Los Angeles -- 1-0	Nevada-Reno -- 1-0	Wichita State -- 0-2
Campbell -- 2-0	New Orleans -- 8-2	Winthrop -- 1-0
Charleston -- 2-0	Niagra -- 1-0	Wofford -- 1-0
Centenary -- 6-0	Nicholls -- 17-1	Wright State -- 1-0
Central Connecticut State 1-0	Norfolk State -- 1-0	Wyoming -- 1-0
Central Michigan -- 1-0	North Carolina -- 0-1	Xavier -- 1-1
Chapman -- 1-0	North Carolina A&T -- 2-0	
Cleveland State -- 1-0	UNC-Wilmington -- 4-0	
Coastal Carolina -- 0-1	Northern Arizona -- 2-0	
Colgate -- 1-0	NC Central -- 1-0	
Connecticut -- 1-0	NC Greensboro -- 1-0	
Coppin State -- 0-1	Northern Iowa -- 0-1	
Cornell -- 2-0	North Florida - 3-0	
Delaware -- 1-0	North Texas -- 0-1	
Delaware State -- 1-0	Northwestern State -- 11-0	
DePaul -- 1-1	Ohio State -- 1-0	
Drake -- 1-0	Oklahoma - 1-0	
Duke -- 0-1	Oklahoma City -- 1-0	
East Tennessee State -- 0-1	Oral Roberts -- 4-1	
Farleigh-Dickinson -- 1-0	Oregon State -- 1-0	
Fresno State -- 1-0	Pacific -- 1-0	
Furman -- 1-0	Prairie View A&M -- 3-0	
Gardner-Webb -- 2-0	Radford -- 0-1	
George Mason -- 1-0	Rhode Island -- 1-0	
Georgetown -- 1-0	Rice -- 2-0	
Georgia State -- 1-0	Robert Morris -- 1-0	
Georgia Tech -- 1-0	St. Peter's -- 2-0	
Grambling State -- 4-0	St. Francis (PA) -- 3-0	
Hardin-Simmons -- 3-0	Samford -- 3-2	
Houston -- 6-2	Sam Houston State -- 4-0	
Houston Baptist -- 2-0	Savannah State -- 1-0	
Iona -- 1-0	Seton Hall -- 1-0	
Illinois -- 0-1	South Alabama -- 2-1	
Incarnate Word -- 1-0	Southeastern -- 13-0	
Indiana State - 1-0	Southern-BR -- 9-0	
Jackson State -- 3-1	Southern-NO -- 1-0	
Kansas -- 0-1	Southern California -- 1-0	
Kennesaw State -- 1-0	Southern Mississippi -- 5-0	
Lafayette -- 1-0	Southwest Texas State 1-0	
Lamar -- 1-1	Stanford -- 1-0	
Liberty -- 1-0	Stephen F. Austin -- 0-1	
Louisiana College -- 1-0	UT-Chattanooga - 1-0	
Louisiana-Lafayette -- 6-0	Tennessee-Martin -- 5-0	
Louisiana-Monroe -- 7-0	Tennessee State -- 1-0	
Louisiana Tech -- 3-1	Texas -- 4-1	
Louisville -- 0-1	Texas A&M CC -- 1-0	
Loyola (Chicago) -- 2-0	Texas Christian -- 0-1	
Loyola (New Orleans) -- 1-0	Texas-El Paso -- 1-0	
Loyola Marymount -- 2-0	Texas-Pan American -- 3-0	
LSU-Shreveport (exh) -- 1-0	Texas Tech -- 1-0	

Year-by-Year at Maravich Assembly Center

YEAR	GAMES	RECORD	SEC	NON-CONF.
1971-72	12	8-4	5-4	3-0
1972-73	12	8-4	5-4	3-0
1973-74	14	9-5	4-5	5-0
1974-75	12	6-6	4-5	2-1
1975-76	16	10-6	4-5	6-1
1976-77	16	11-5	5-4	6-1
1977-78	15	11-4	7-2	4-2
1978-79	14	13-1	8-1	5-0
1979-80	14	12-2	7-2	5-0
1980-81	15	15-0	9-0	6-0
1981-82	13	9-4	7-2	2-2
1982-83	15	11-4	6-3	5-1
1983-84	14	12-2	8-1	4-1
1984-85	15	13-2	8-1	5-1
1985-86	16	13-3	6-3	7-0
1986-87	16	10-6	5-4	5-2
1987-88	15	11-4	7-4	4-0
1988-89	16	11-5	7-2	4-3
1989-90	18	16-2	8-1	8-1
1990-91	16	15-1	8-1	7-0
1991-92	16	12-4	6-2	6-2
1992-93	17	15-2	6-2	9-0
1993-94	14	8-6	3-5	5-1
1994-95	16	9-7	3-5	6-2
1995-96	18	11-7	3-5	8-2
1996-97	15	9-6	3-5	6-1
1997-98	16	8-8	1-7	7-1
1998-99	16	12-4	4-4	8-0
1999-00	16	15-1	7-1	8-0
2000-01	16	9-7	1-7	8-0
2001-02	17	12-5	4-4	8-1
2002-03	18	16-2	6-2	10-0
2003-04	15	12-3	5-3	7-0
2004-05	15	14-1	8-0	6-1
2005-06	16	14-2	8-0	6-2
2006-07	18	14-4	5-3	9-1
2007-08	15	9-6	3-5	6-1
2008-09	21	19-2	7-1	12-1
2009-10	18	11-7	2-6	9-1
2010-11	18	8-10	1-7	7-3
2011-12	15	11-4	6-2	5-2
2012-13	17	14-3	6-3	8-0
2013-14	16	13-3	7-2	6-1
2014-15	17	13-4	5-4	8-0
2015-16	18	15-3	8-1	7-2
2016-17	16	8-8	1-8	7-0
2017-18	18	14-4	6-3	8-1
2018-19	17	15-2	7-2	8-0
2019-20	17	15-2	8-1	7-1
2020-21	13	11-2	7-1	4-1
TOTALS	789	590-199	275-155	315-44
50 YEARS		.748	.639	.877

Maravich Center Attendance

Home Attendance at the PMAC

YEAR	GAMES	ATTENDANCE	AVERAGE
1971-72	12	93,876	7,823
1972-73	12	110,881	9,240
1973-74	14	144,105	10,293
1974-75	12	99,589	8,299
1975-76	16	124,362	7,773
1976-77	16	133,636	8,352
1977-78	15	148,423	9,895
1978-79	14	177,964	12,712
1979-80	14	175,339	12,524
1980-81	15	205,622	13,708
1981-82	13*	171,305	13,177
1982-83	15*	180,795	12,053
1983-84	14	177,596	12,685
1984-85	15	195,927	13,062
1985-86	16#	201,820	12,614
1986-87	16\$	165,182	10,324
1987-88	15@	174,414	11,628
1988-89	16	192,016	12,001
1989-90	18&	246,257	13,681
1990-91	16	214,473	13,404
1991-92	16	209,345	13,084
1992-93	17	193,632	11,390
1993-94	14	152,117	10,866
1994-95	16	172,888	10,806
1995-96	18	165,710	9,206
1996-97	15	111,722	7,448
1997-98	16	114,266	7,142
1998-99	16	123,941	7,746
1999-00	16	168,784	10,549
2000-01	16	129,709	8,106
2001-02	17*	145,078	8,534
2002-03	18	156,368	8,687
2003-04	15	140,321	9,355
2004-05	15	141,139	9,409
2005-06	16	151,499	9,469
2006-07	18	180,038	10,002
2007-08	15	128,469	8,565
2008-09	21	217,834	10,373
2009-10	18&	160,836	8,935
2010-11	18	128,749	7,153
2011-12	15	129,910	8,661
2012-13	17	130,105	7,653
2013-14	16	142,567	8,910
2014-15	17	151,249	8,897
2015-16	18	204,890	11,383
2016-17	16	112,307	7,091
2017-18	18*	162,533	9,030
2018-19	17	179,116	10,536
2019-20	17	171,294	10,076
2020-21	13%	28,433	2,187
TOTALS	789	7,838,394	9,934

* - Includes one National Invitation Tournament post-season game

- Includes two NCAA Tournament SE Regional games

\$ - Includes one Pre-Season NIT game

@ - Includes two SEC Tournament games

& - Includes two Pre-Season NIT games

%- attendance limited because of COVID-19 pandemic

Top Paid Attendances In Current Seat Configuration (2006-present)*

1.	13,997	Kentucky	Feb. 10, 2015
2.	13,882	Oklahoma	Jan. 30, 2016
3.	13,839	Xavier	Jan. 24, 2009
4.	13,610	Arkansas	Jan. 16, 2016
5.	13,600	Alabama	Jan. 13, 2018
6.	13,581	Tennessee	Feb. 23, 2019
7.	13,573	Kentucky	Jan. 5, 2016
8.	13,546	Vanderbilt	March 9, 2019
T9.	13,468	Florida	Feb. 27, 2016
T9.	13,468	Georgia	Jan. 25, 2006
11.	13,345	Florida	Feb. 24, 2009
12.	13,311	Arkansas	Feb. 2, 2019
13.	13,260	Kentucky	Feb. 18, 2020
14.	13,249	Vanderbilt	March 4, 2009
15.	13,123	Mississippi State	Feb. 6, 2016
16.	13,121	Connecticut	Jan. 6, 2007
17.	13,083	Kentucky	Feb. 6, 2010
18.	12,928	Texas A&M	Feb. 13, 2016
19.	12,698	Arkansas	Jan. 31, 2009
20.	12,507	Ole Miss	March 4, 2006

*Note: Capacity after remodeling of seating area prior to the 2005-06 season dropped to 13,215.

Top Paid Men's Basketball Attendances at Maravich Center (1972-2005)

	ATTENDANCE	OPPONENT	DATE
1.	15,694	Ole Miss	Feb. 25, 1981
2.	15,399	Ole Miss	Jan. 19, 1991
3.	15,242	Alabama	Jan. 21, 1989
4.	15,192	Kentucky	Jan. 19, 1981
5.	15,109	Vanderbilt	Jan. 2, 1991
6.	15,093	Auburn	Jan. 20, 1982
7.	14,987	Ole Miss	Feb. 1, 1989
8.	14,799	Ole Miss	Jan. 21, 1995
9.	14,687	Tennessee	Jan. 24, 1981
10.	14,568	Auburn	Jan. 15, 1979
11.	14,551	Kentucky	Feb. 11, 1978
11.	14,551	UCLA	Dec. 17, 1994
13.	14,486	Auburn	Feb 9, 2000
14.	14,460	McNeese State	Jan. 20, 1992
15.	14,449	Vanderbilt	Jan. 7, 1981



(Front Row) Blackie Banker, Wally Wells, Henry Young, Sparky Wade, Nolan Miller, Guy Ottwell, Milford McDonald, Mac Michael.

(Back Row) Judge Bryan, Bill Leathers, Shongaloo Lindsey, Sid Adger, Texas Bohannon, Red Beeson, Jack Harris, Ben Journeay, Buddy Blair.

**Winner American Legion Bowl - Atlantic City, N. J.
National Championship Game vs. Pittsburgh
Southeastern Conference Champions
Coach Harry Rabenhorst • Record 14-1, 11-0**

1935

NATIONAL CHAMPIONS

It was a different time and a different era. But in 1935, in the days before the NCAA Tournament and the National Invitation Tournament sprung to life and created true March Madness, there was a national championship being claimed on the hardwood at LSU.

Led by the school's first All-American, Sparky Wade, and Buddy Blair, the Tigers of 10th year head coach Harry Rabenhorst pulled off a feat that many people feel is the first magical moment of LSU basketball. The Tigers, after a 13-1 regular season and a co-championship in the Southeastern Conference (the best team in the South), went to Atlantic City and played the best team in the East, the Pittsburgh Panthers, and won.

They called Wade the "Little Giant from Jena," and he could make a basketball do almost anything. He was 5-6 and a smaller preview of what would come in the late 1960s with Pete Maravich.

In 1935, the Tigers had a very favorable schedule that saw them play only three of 14 games away from the comfort of the Gym-Armory. The road games weren't bad trips at all, even in those days. One was to Houston to face Rice and the other two were to New Orleans to face Tulane.

The only loss of the season was that game against Rice, 56-47. Wade jokingly said in later years of that game, "The Rice Gym was an old auditorium with one chandelier with twenty-five watt bulbs. You could not see your feet or the color of uniforms. Even the floor was unwaxed."

But that was the only time the Tigers stumbled. Ironically, there was no SEC Tournament that particular year so LSU and Kentucky would not meet in basketball that season. Kentucky, undefeated in the conference, had not lost to LSU in a hoops contest and wouldn't until 26 years later.

So LSU and Pittsburgh were invited to the



battle for the American Legion Bowl before some 5,000 at the Atlantic City Auditorium. LSU won by four, 41-37, but that tells so little of the story.

It was April 13, 1935. Doc Carlson's Panthers were 18-5 on the season. The Tigers started out very, very slow at a time when scoring points could be easily at a premium. The Tigers trailed 18-4 and still were down by nine, 26-17, at the half.

Gradually LSU rallied back. Buddy Blair made a long shot to give LSU a 35-33 lead. He then followed it with the next six points for the Tigers. Pittsburgh outscored LSU 17-16 in field goals, but LSU had a 9-3 advantage from the free throw line.

Blair led all scorers with 20 points, Shongaloo Lindsey added eight, Sparky Wade five, Jack Harris four and Arnold Bryan and Ben Journeay two apiece. While Wade's point total was down, his ball handling and court presence meant much to LSU's win.

The Advocate trumpeted the news the next day: "Louisiana State University, power

in the Southeastern Conference, came from far behind tonight to defeat the University of Pittsburgh, Eastern Conference champion, 41-37, in their intersectional basketball game."

"The Bayou Tigers from Baton Rouge, trailing 26-17 at the half, smothered Pittsburgh in the second half with their flashy passing and scored goal after goal from the field."

"Pittsburgh used a figure-eight offense," Buddy Blair once said. "We had not seen this before and it hindered us in the first half. In the second half, we got our fast break going and just about ran them crazy."

In the days before Bob Pettit arrived on campus, Harry Rabenhorst said in 1951 that Wade was head and shoulders the best player on campus. "We've had some great boys here at LSU. We've had some great ones, but Sparky Wade was the most spectacular and most colorful. He was a showman and probably the greatest dribbler in basketball. Sparky came to delight the fans. He never came up short on that count."

"I'm not as great as they say I am," Sparky once said. "I'm just a little fellow – five-eight if I stretch – but you know, basketball is the silliest game in the world. You have 10 guys and only one basketball, and if I have the ball, who can beat me?"

In 1935, only one team could beat the Tigers and powerful Pittsburgh couldn't stop a second half onslaught that led to a special moment in LSU basketball: a chance to claim a national championship.

In 1994, the remaining living members of the team were honored and a banner lowered from the Maravich Center to forever honor the accomplishments of this great team in Tiger basketball history.

In 2009, the widow of Sparky Wade and her family took part in LSU basketball's 100th anniversary celebration as Wade was named one of the 16 members of the LSU All-Century team.

Final Four Legacy

Four NCAA Final Fours for LSU: 1953, 1981, 1986, 2006. All with different heroes and much different circumstances. LSU's first Final Four appearance came at the time when it wasn't a media event in the days before television. The second came at a time when the LSU program was at a zenith, winning 17-straight conference games. LSU's 1986 Final Four trip came when LSU fans least expected it, or even imagined it. LSU returned to the Final Four again in 2006, taking a conference championship season and moving through the tournament, upsetting the No. 1 team in the tournament and the country in the process. Here's a brief look at LSU's four NCAA Final Four appearances:



1953

Record: 22-3, 13-0 in the SEC • Coach: Harry Rabenhorst

The NCAA Tournament was enlarged to a whopping 22 teams in 1953, adding four new conference winners and two more at-large entries. LSU, led by junior Bob Pettit, went through the conference undefeated in a year when Kentucky was barred from fielding a team, and advanced to the Final Four in Kansas City by downing Lebanon Valley (89-76) and Holy Cross (81-73). The Tigers were unable to sustain the momentum in the national semifinals, losing to Indiana, 80-67.



1981

Record: 31-5, 17-1 in the SEC • Coach: Dale Brown

It has been over 30 years since LSU fans were "Silly in Philly" over LSU's trip to the Final Four. It was a year in which an LSU team, which featured Durand "Rudy" Macklin, Greg "Cookiemann" Cook, Ethan Martin, Howard Carter, Leonard Mitchell and Willie Sims among others, would win 26 straight games, including the first 17 in the league to advance as high as No.2 in the nation. Coach Dale Brown got the draw he wanted in the tournament, a route that would take him to the Final Four through the Louisiana Superdome. With the majority of 30,000-plus fans on hand pulling for LSU, the Tigers beat Arkansas (72-56) and Wichita State (96-85) in the regional rounds to advance to the Final Four. But Macklin was hurt in the Wichita game and was less than 100 percent. Again Indiana would be the team to beat LSU in the national semifinals, 69-47.



1986

Record: 26-12, 9-9 in the SEC • Coach: Dale Brown

A season that started 14-0, had a chickenpox scare in the middle, and finished the regular season with eight losses in the last 13 games, still had much promise to it at the end. The Tigers, coming off an SEC Championship the year before, still showed enough to earn a spot in the NCAA Tournament field of 64. LSU was seeded 11th, but would get to play its first two games in the then LSU Assembly Center. The Tigers first beat Purdue in double-overtime, then used an Anthony Wilson buzzer beater to down Memphis. From there, it was a win over Georgia Tech and then Ricky Blanton, Don Redden, Wilson and Derrick Taylor pulled off the impossible, beating Kentucky in the regional finals after the Wildcats had won three previous meetings earlier in the year. LSU was at that time the lowest seed ever to make the NCAA Final Four, a mark that stood until 2006.



2006

Record: 27-9, 14-2 in the SEC • Coach: John Brady

The Tigers won the Southeastern Conference with a 14-2 record, extending an unbeaten string of SEC wins in the Maravich Assembly Center to 17 games dating back to March 2004. LSU was the fourth seed in the NCAA Tournament's Atlanta Regional and was sent to Jacksonville, Fla., to begin tournament play. After dispatching Iona in the first round, LSU's battle with Texas A&M would be the first of three-straight epic battles that LSU would face on the road to the Final Four. It would take a Darrel Mitchell three-pointer with less than five seconds to play to get LSU the Round of 16, with a 58-57 win over the Aggies. The Tigers advanced to the Atlanta Regional semifinals where LSU downed the tournament top seed and the nation's No. 1-ranked team, Duke, and then went on to knock off No. 9 Texas in overtime, 70-60, to bring LSU back to the Final Four for the first time in 20 years.



**LSU Head Basketball Coach
1932-41; 1945-57**

**29 years
Record: 340-264**

1935 National Championship

1953 NCAA Final Four

**1935, 1953, 1954 SEC
Championships**

**LSU Head
Baseball Coach
1925-42; 1946-56**

**27 years
Record: 220-226-3**

1939; 1946 SEC Championships

**Assistant Football Coach, LSU:
1925-42**

**Assistant Athletic Director,
LSU: 1947-67**

**Acting Athletic Director, LSU:
1968**

**Member, Helms Athletic
Foundation Hall of Fame**

**Member, Louisiana Association
of Basketball Coaches Hall of
Fame**

**Member, Louisiana Sports
Writers Association Hall of
Fame**

**LSU Athletic Hall of Fame
Inductee • Class of 2009**

Harry Rabenhorst

Before there was Dale Brown, there was Harry Rabenhorst. In an era when college basketball wasn't big news and when cable didn't send hundreds of games all across the country, Rabenhorst laid the foundation for those that would follow him in the LSU job.

Like Maravich with Pete, like Dale with Rudy, Chris and Shaq, Rabenhorst coached two of the legends of the game: Sparky Wade and Bob Pettit. Like Brown, he took his team to a Final Four in the days before anyone realized what a major event the NCAA Tournament was. But unlike any other LSU coach, Rabenhorst laid claim to a national championship, mythical though it may have been. It was a year to remember for Rabenhorst, but it was a long way from the end of his career.

The Baton Rouge native, however, came to LSU holding a record of a much different kind. He was a star athlete at Wake Forest in the years following World War I and holds the world record for the single longest punt of 110 yards.

After serving in the U.S. Army in World War I, Rabenhorst began his career in coaching in 1921 at Greensboro High School in Greensboro, N.C. After that, he moved to New Mexico Military Academy where he coached for three seasons before moving back to Baton Rouge and the start of a long and dedicated lifetime of service to LSU.

In any capacity he served, he showed the same gracious understanding of the individual and devotion to duty that have set him apart from the ordinary.

He was a walking encyclopedia of LSU athletics and could recall in a moment the big game, the big play and the individual star of almost every athletic success enjoyed by the Tigers during his tenure.

Few men alive in college athletics numbered among their close personal friends the great and near great personalities who dominated the athletic scene for much of the first 60 years of the 20th century. His list of associates reads like a "Who's Who" of American Collegiate Athletics, names that capture the imagination of sports fans and historians everywhere -- Knute Rockne, Amos Alonzo Stagg, Pop Warner, Fielding Yost, Wallace Wade, Adolph Rupp -- and many more.

Rabenhorst's career at LSU meant more than victories and championships. A popular and respected coach and administrator, he brought LSU distinction with his long and brilliant service and developed athletes who became outstanding students, and later outstanding citizens.



Harry Rabenhorst was a competitor. He was also a gentleman. He proved that you can be both and be successful.

When Coach Rabenhorst passed away in March, 1972, at the age of 73, then athletic director Carl Maddox said, "Coach Raby was revered and respected nationally by the many who came to know him in the world of intercollegiate athletics -- but more significant is the esteem and the love he earned from the men who played for him."

"I always enjoyed competing with him," said Adolph Rupp. "He was a great credit to the game. He developed some of LSU's outstanding players and teams."

He is still revered today by many and joined just the second class of administrators and coaches inducted into the LSU Athletic Hall of Fame in 2009.

Coach Raby was a man for all seasons and still to this day remains one of the league's all-time winningest basketball coaches. Those who played for him, loved him. Those who knew him, respected him. There's not much better can be said.

Dale Brown



**LSU Head Basketball Coach
1972-97**

**25 years
Record: 448-301**

**1981, 1986
Final Four**

**1979, 1981, 1986, 1991
SEC Championships**

**1980
SEC Tournament Championship**

**1973, 1979, 1981, 1989
SEC Coach of the Year**

**1981
National Coach
of the Year**

**Member, National Collegiate
Basketball Hall of Fame,
Inducted 2014**

**Member, La. Sports Writers
Association Hall of Fame**

**2004 Living Legend for LSU at
the SEC Tournament**

**Member, LSU Athletic Hall of
Fame, Inducted 2013**

"...one of the true statesmen
of college basketball."

- Former Temple Coach John Chaney

When he arrived from Washington State via Minot, N. D., there weren't that many basketball fans in the state of Louisiana who knew who Dale Brown was. When he retired after the 1996-97 season, you would have been hard pressed to find a college basketball fan in the country who didn't have some inkling about who Dale Brown was and what he stood for.

When Brown arrived in Baton Rouge in March, 1972, he arrived with a dream that was perceived by many who knew the LSU basketball program as impossible. The dream was to make basketball important in football-crazy Tiger country. When Brown was introduced as the Tiger coach, LSU fans were still remembering the Pete Maravich era. Final Fours? Rudy Macklin? Chris Jackson? Shaq? All a dream. In those years, fans had to be convinced to come to the new arena known as the LSU Assembly Center.

Brown traveled from one end of the state to the other telling all who would listen about the future of LSU basketball. Some thought him foolish. Others questioned his statements. But none who saw or heard him criticized his effort and his tireless energy.

His first LSU team shocked the basketball world by knocking off third-ranked Memphis State in Brown's home opener in December, 1972. The Hustlers, as they were dubbed, gave the competition fits all season long. They won 14 games, finished 9-9 in the SEC and drew praise from all around the country for their determination. For his achievements with a team picked last in the league, Brown was named SEC Coach of the Year, the first of four such honors he would receive.


Starting with the 1976-77 season, the Tigers increased their victory total every year for the next six seasons. The streak was highlighted by a 31-5 record in 1980-81 (the most wins in a season in LSU history) and the first of Brown's two trips to the Final Four. For his success that season Brown was honored as the 1981 National Coach of the Year.

Even more impressive was his second trip to the Final Four in 1985-86 when his Tigers were the lowest seeded team ever to make it to the Final Four after knocking off teams seeded first, second and third in the region (the only team ever to accomplish that feat on the road to the Final Four).

The Tigers won four SEC titles under Brown and only Adolph Rupp and Joe B. Hall at Kentucky won more SEC titles. His 448-301 record with 238 wins in regular season SEC play, put him second behind only Rupp in wins in the league. He was only the third SEC coach to coach 25 years as a head coach in the league.

Brown was part of 38.5 percent of LSU's 1,164 total victories in the first 89 seasons of basketball. Also, no coach in LSU history coached more consecutive games -- 749.

In 1990, Brown was the winning coach, capturing the Gold Medal for the South in the



Olympic Festival in Minneapolis.

Brown was born in 1935 in Minot, a small railroad town in the northwest corner of North Dakota. In high school, he was the leading scorer in both football and basketball at St. Leo's of Minot. As a senior, he was the state scoring leader in basketball with a state record scoring average. He also set a school record in the 440-yard dash.

Brown earned 12 letters in basketball, football and track at Minot State University, making him the school's only athlete to achieve that goal.

John Chaney of Temple called Brown, "...one of the true statesmen of college basketball. His contributions to the game and society have impacted many. He is an outstanding coach and an outstanding person."

Legendary coach John Wooden of UCLA said: "I will always remember Dale for his enthusiasm. There are those who say he is a put-on -- they just can't believe that he can be what he professes. But I never questioned that. He amazed me because there is a lot more depth to the man. He was much more than a basketball coach."

At halftime of the Kentucky game in February 2004, athletics director Skip Bertman and the LSU basketball program honored Coach Brown with a banner in his honor to permanently hang from the rafters of the Maravich Assembly Center.

In March, 2012, the United States Basketball Writers Association at its annual breakfast at the NCAA Final Four weekend in New Orleans, honored Coach Brown and his two Final Four teams.

The honors have continued to come for Coach Brown as in September 2013, he was formally inducted under the coach/administrators category of the LSU Athletic Hall of Fame and in November 2014 he and star player Shaquille O'Neal were inducted into the National Collegiate Basketball Hall of Fame in Kansas City.

Final Four Coaches



**LSU Head Basketball Coach
1997-2008**

**11 years
Record 192-139**

**2006
NCAA Final Four**

**2000, 2005, 2006
SEC Western Division
Champions**

**2000, 2006
SEC Champions**

**2000, 2006
SEC Coach of the Year**

John Brady

John Brady's tenure of nearly 11 seasons as the LSU basketball coach can be looked at in many different ways. But his tenure is an important part of the history of the program as he was able to win division and league champions, develop players that captured top league honors on a regular basis and take his team to post-season play. In 2006, he joined Harry Rabenhorst and Dale Brown as the only LSU coaches to take teams to the NCAA Final Four.

Brady was able to take the LSU program and remake it a couple of times during his tenure to go to the NCAA Sweet 16 in 2000 and to the pinnacle of college basketball in 2006, the school's first NCAA Final Four in 20 years. Along the way he won the school's first-ever division titles and won the first outright SEC title in 21 years.

Coach Brady arrived following in the unenviable position of taking over the program after Coach Dale Brown's 25 years. However, Brady arrived with a plan, and while his early teams were undermanned, undersized and underdogs, the team played hard and gave the best of teams problems. But it was the little things that kept them from getting many wins.

Brady's teams would win two SEC titles, three division crowns and at one point had six-consecutive winning seasons, the fourth longest streak of consecutive years with a positive overall record in the program's history.

In 2000, the Tigers advanced to the Sweet 16 as part of a 28-win season, the second-most wins in school history. In 2005, LSU captured the Western Division title and came back the next year for a special season Tiger

fans will always remember.

LSU won 14-of-16 conference games in 2006 to win the title. The Tigers had success in the NCAA Tournament, defeating No. 1 Duke and No. 9 Texas to win the regional title comprised mainly with a lineup of homegrown athletes from the city and the state of Louisiana.

The win over Duke marked the second time that Brady's Tigers defeated a standing No. 1 team as the Tigers also defeated No. 1 Arizona, 66-65, in December 2002 at the Maravich Center, only the second time No. 1 had gone down in the building.


A major part of the success of the LSU program at that time was player development. John Brady coached the SEC Player of the Year three times (Stromile Swift in 2000, Brandon Bass in 2005 and Glen Davis in 2006). He had the SEC Freshman of the Year four times (Torriss Bright in 2000, Brandon Bass in 2004, Glen Davis in 2005, Tyrus Thomas in 2006).

Brady, who ended his career as the third winningest and the third-longest tenured coach in Tiger history, came to LSU after five years at Samford as head coach. Prior to that he served successful stints at Mississippi State and UNO as an assistant coach.

After his LSU days, he coached for eight years at Arkansas State before retiring from coaching following the 2016 season with 402 career wins. He currently is the analyst for the LSU Sports Radio Network.




Coaches of the SEC Era



Harry Rabenhorst
1925-42; 45-57
29 Seasons
Record: 340-264



Dale Morey
1942-44
2 Seasons
Record: 28-19



Jess FATHERree
1944-45
1 Season
Record: 11-7




A.L. Swanson
1944-45
1 Season
Record: 4-2




Jay McCreary
1957-65
8 Seasons
Record: 82-115



Frank Truitt
1965-66
1 Season
Record: 6-20



Press Maravich
1966-72
6 Seasons
Record: 76-86



Dale Brown
1972-97
25 Seasons
Record: 448-301



John Brady
1997-2008
11 seasons
Record: 192-139




Butch Pierre
2007-08
1 season
Record: 5-5



Trent Johnson
2008-12
4 seasons
Record: 67-64



Johnny Jones
2012-2017
5 seasons
Record: 90-72



Will Wade
2018-Present
4 seasons
Record: 86-42



Dale Brown



Press Maravich



John Brady

All-Time Coaches Record

By Chronological Order

YEARS	COACH (ALMA MATER)	SEASONS	GAMES	W-L	PCT.
1908-09	E. R. Wingard (Susquehanna)	1	7	5-2	.714
1909-11	J. W. Mayhew (Brown)	2	15	11-4	.733
1911-13	F. M. Long (Oklahoma)	2	15	6-9	.400
1913-18; 19-20	Dr. C. C. Stroud (Tufts)	6	103	82-21	.796
1918-19	R. E. Edmonds (LSU)	1	1	1-0	1.000
1920-21	Branch Bocoock (Georgetown)	1	23	19-4	.826
1921-23	Frank "Tad" Gormley (Loyola)	2	36	25-11	.694
1923-24	"Moon" Ducote (Auburn)	1	20	8-12	.400
1924-25	H. E. "Gob" Wilson (Michigan)	1	17	10-7	.588
1925-42; 46-57	Harry Rabenhorst (Wake Forest)	29	604	340-264	.563
1942-44	Dale Morey (LSU)	2	47	28-19	.596
1944-45	Jess Fatherree (LSU)	1	18	11-7	.611
1944-45	*A. L. Swanson (LSU)	1	6	4-2	.667
1957-65	Jay McCreary (Indiana)	8	197	82-115	.416
1965-66	Frank Truitt (Otterbein)	1	26	6-20	.231
1966-72	Press Maravich (Davis-Elkins)	6	162	76-86	.469
1972-97	Dale Brown (Minot St.)	25	749	448-301	.598
1997-98	John Brady (Belhaven)	11	331	192-139	.566
2007-08	*Butch Pierre (Mississippi State)	1	10	5-5	.500
2008-12	Trent Johnson (Boise State)	4	131	67-64	.511
2012-17	Johnny Jones (LSU)	5	162	90-72	.555
2017-	**Will Wade (Clemson)	4	123	83-40	.674
1908-2021	22 coaches	113	2798	1,602-1206	.570

**Tony Benford coached the last five games of the 2018-19 season as the interim head coach with a 3-2 record. Those games are not on Coach Wade's record.

* Fatherree left LSU to join the U. S. Army with five games plus the tournament remaining in the 1944-45 season. Swanson replaced him for the balance of the year. Butch Pierre replaced John Brady who was relieved of his coaching duties with 10 games remaining in the 2008 season.

By Wins

COACH	SEASONS	GAMES	W-L	PCT.
Dale Brown	25	749	448-301	.598
Harry Rabenhorst	29	604	340-264	.563
John Brady	11	331	192-139	.566
Johnny Jones	5	162	90-72	.555
Will Wade	4	123	83-40	.674
Dr. C. C. Stroud	6	103	82-21	.796
Jay McCreary	8	197	82-115	.416
Press Maravich	6	162	76-86	.469
Trent Johnson	4	131	67-64	.511
Dale Morey	2	47	28-19	.596
Frank "Tad" Gormley	2	36	25-11	.694
Branch Bocoock	1	23	19-4	.826
J. W. Mayhew	2	15	11-4	.733
Jess Fatherree	1	18	11-7	.611
H. E. "Gob" Wilson	1	17	10-7	.588
"Moon" Ducote	1	20	8-12	.400
F. M. Long	2	15	6-9	.400
Frank Truitt	1	26	6-20	.231
E. R. Wingard	1	7	5-2	.714
Butch Pierre	1	10	5-5	.500
A. L. Swanson	1	6	4-2	.667
Tony Benford	1	5	3-2	.600
R. E. Edmonds	1	1	1-0	1.000

All-Time Assistant Coaches

Don Chaney -- 1950s
 Don Kennard -- 1958-61
 Buddy Bonnette -- 1961-62
 Greg Bernbrock -- 1964-72
 Jay McCreary -- 1965-72
 Jeff Tribbett -- 1971-72
 Jack Schalow -- 1972-74
 Homer Drew -- 1972-75
 Clarence Christenson -- 1972-75
 Art Tollis -- 1974-81
 Bob Stinnett -- 1975-77
 Ron Abernathy -- 1976-91
 Rick Huckabay -- 1978-83
 Jordy Hultberg -- 1980-83
 Tex Winter -- 1983-85
 Gary Duhe -- 1983-85
 Bo Bahnsen -- 1983-87

Johnny Jones -- 1984-97
 Craig Carse -- 1987-94
 Joe Johnson -- 1987-88
 Jim Childers -- 1988-96
 Bob Starkey -- 1991-98
 Ari Fisher -- 1993-96
 Bob Boyd -- 1996-97
 Ricky Blanton -- 1996-97
 Kermit Davis, Jr. -- 1997-02
 Butch Pierre -- 1997-08
 Scott Osborne -- 1998-00
 Donnie Tyndall -- 1997-01
 Mike Giorlando -- 2001-04
 Rickey Broussard -- 2002-04
 Larry Cordaro -- 2002-04
 Nikita Johnson -- 2004-07
 Scott Soprych -- 2004-07

John Treloar -- 2004-08
 Chad Dollar -- 2007-08
 Jeff Clapacs -- 2007-08
 Keith Richard -- 2008-10
 Chris Bobel -- 2008-10
 Lynn Nance -- 2010-11
 Donny Guerinoni -- 2008-12
 Brent Scott -- 2008-12
 Nick Robinson -- 2009-12
 Korey McCray -- 2013-14
 Tom Kelsey -- 2012-15
 Eric Musselman -- 2014-15
 David Patrick -- 2012-16
 Al Pinkins -- 2015-16
 Zach Kendrick -- 2011-17
 Charlie Leonard -- 2012-17
 Brendan Suhr -- 2015-17

Robert Kirby -- 12-13; 2016-17
 Randy Livingston -- 2016-17
 Tony Benford -- 2017-19
 Brian Merritt -- 2017-19
 Alex Wharton -- 2017-19
 Greg Heiar -- 2017-2020
 Brittany Carvalho -- 2010-Present
 Bill Armstrong -- 2017-present
 Nelson Hernandez -- 2017-present
 LeBrent Walker -- 2018-present
 Tasmin Mitchell -- 2019-present
 Kevin Nickelberry -- 2019-present
 Tyrone Green -- 2019-present
 Vernon Hamilton -- 2020-present
 Brandon Chambers -- 2021-present

* - Assistant Coaches Roster at LSU (including where available graduate assistants, administrative assistants/director of operations, video coordinators).

Championship

BASKETBALL




MEN'S BASKETBALL



NATIONAL CHAMPIONS

1935

LSU



MEN'S BASKETBALL



FINAL FOUR

1953

LSU

MEN'S BASKETBALL




FINAL FOUR

1981

LSU

MEN'S BASKETBALL



FINAL FOUR

1986

LSU

MEN'S BASKETBALL



FINAL FOUR

2006

LSU

MEN'S BASKETBALL

NCAA

TOURNAMENT APPEARANCES

1953 1954 1979
1980 1981 1984
1985 1986 1987
1988 1989 1990
1991 1992 1993
2000 2003 2005

LSU

MEN'S BASKETBALL

NCAA

TOURNAMENT APPEARANCES

2006 2009 2015
2019 2021

LSU

MEN'S BASKETBALL



TOURNAMENT CHAMPIONS

1980

LSU

MEN'S BASKETBALL



CHAMPIONS

1935 1953 1954
1979 1981 1985
1991 2000 2006

LSU

MEN'S BASKETBALL




CHAMPIONS

2009 2019

LSU

Championship Basketball




Shaquille O'Neal

1991 National Player of the Year
National Collegiate Basketball HOF
Naismith Memorial Basketball HOF



Dale Brown

1981 National Coach of the Year
National Collegiate Basketball HOF



Pete Maravich

1969 • 1970 National Player of the Year
National Collegiate Basketball HOF
Naismith Memorial Basketball HOF



Bob Pettit

National Collegiate Basketball HOF
Naismith Memorial Basketball HOF



Joe Dean, Sr.

National Collegiate Basketball HOF



Tex Winter

National Collegiate Basketball HOF
Naismith Memorial Basketball HOF

67

First-Team All-SEC Selections

74

Academic All-SEC Honors

12

SEC Player of the Year Honors

9

First-Team All-Americans

31

Postseason Appearances

4

NCAA Final Four Appearances

1

NIT Semifinals Appearance

1

National Title (Amer. Legion Bowl)

11

SEC Championships

16

NBA First-Round Draft Picks

2

NBA No. 1 Pick

2

NBA No. 2 Picks

2

NBA No. 3 Picks

3

Members of NBA at 50 Team

2

College National Players of Year

1

College National Freshman of the Year


4

Naismith Hall of Fame Members

6

Collegiate Basketball Hall of Fame Members

Championship Teams



1934-35 LSU Fighting Tigers

14-1, 11-0 • Winner American Legion Bowl - Atlantic City, N. J.
SEC Champions • Coach Harry Rabenhorst

(Front Row) Blackie Banker, Wally Wells, Henry Young, Sparky Wade, Nolan Miller, Guy Ottwell, Milford McDonald, Mac Michael. (Back Row) Judge Bryan, Bill Leathers, Shongaloo Lindsey, Sid Adger, Texas Bo Bohannon, Red Beeson, Jack Harris, Ben Journeay, Buddy Blair.



1978-79 LSU Fighting Tigers

23-6 • SEC Champions
Coach Dale Brown


(Front Row) Gus Rudolph, Walter Campbell, Al Green, Ernie Brown, Coach Dale Brown, Jordy Hultberg, Willie Sims, J. Brian Bergeron, Ethan Martin. (Back Row) Assistant Coach Ron Abernathy, Duane DeArmond, Lionel Green, Andy Campbell, Rick Mattick, Greg Cook, Durand Macklin, Joe Costello, Assistant Coach Art Tollis.



1952-53 LSU Fighting Tigers

22-3 • SEC Champions • NCAA Final Four
Coach Harry Rabenhorst

(Front Row) Don Loughmiller, Darrell Schultz, Benny McArdle, Norman Magee, Charley Robert. (Middle Row) Coach Harry Rabenhorst, Bill Lee, Leslie Jones, Don Belcher, Kenny Bridges, Assistant Coach John Chaney. (Back Row) Manager Fred Poerschke, James McNeilly, Bob Freshley, Bob Pettit, Ned Clark, P. Brayman.



1979-80 LSU Fighting Tigers

26-6 • SEC Tournament Champions
Coach Dale Brown


(Front Row) Durand Macklin, Tyrone Black, Greg Cook, Andy Campbell, Rick Mattick, DeWayne Scales, Gus Rudolph. (Back Row) J. Brian Bergeron, Jordy Hultberg, Willie Sims, Duane DeArmond, Howard Carter, Mark Alcorn, Ethan Martin.



1953-54 LSU Fighting Tigers

20-5 • SEC Champions
Coach Harry Rabenhorst

(Front Row) Coach Harry Rabenhorst, Jim McNeilly, Ned Clark, Bob Pettit, Bob Freshley, Bill Lee, Assistant Coach John Chaney. (Middle Row) Don Sebastian, Paul Zinser, Norman Magee, Benny McArdle, Don Loughmiller, Manager Fred Poerschke. (Back Row) Les Jones, Roger Sigler, Dick Holt, Troy Rushing, Don Belcher.




1980-81 LSU Fighting Tigers

31-5 • Most Wins in LSU History
SEC Champions • NCAA Final Four • Coach Dale Brown

(Front Row) J. Brian Bergeron, Ethan Martin, Willie Sims, Johnny Jones, Matt England, Mark Alcorn, Brian Kistler. (Back Row) Manager Stan Harris, Assistant Coach Jordy Hultberg, Assistant Coach Rick Huckabay, Howard Carter, Joe Costello, Tyrone Black, Andy Campbell, Greg Cook, Leonard Mitchell, Durand Macklin, John Tudor, Head Coach Dale Brown, Assistant Coach Ron Abernathy, Trainer Dr. Martin J. Broussard

Championship Teams



1984-85 LSU Fighting Tigers

19-10 • SEC Champions
Coach Dale Brown


(Front Row) Don Redden, Oliver Brown, Ocie Conley, Derrick Taylor, Dennis Brown, Anthony Wilson, Neboisha Bukumirovich. (Back Row) Ricky Blanton, Jose Vargas, Damon Vance, Zoran Jovanovich, Jerry Reynolds, Nikita Wilson, John Williams.



1990-91 LSU Fighting Tigers

20-10 • SEC Champions
Coach Dale Brown

(Front Row) Mike Hansen, Danny Moscovitz, Vernel Singleton, Shawn Griggs, John Picou, T.J. Pugh, (Back Row) Administrative Assistant Jim Childers, Supervisor of Athletic Training Dr. Marty Broussard, Assistant Coach Johnny Jones, Lenear Burns, Harold Boudreaux, Geert Hammink, Shaquille O'Neal, Richard Krajewski, Wayne Sims, Assistant Coach Craig Carse, Head Coach Dale Brown.



1999-00 LSU Fighting Tigers

28-6 • SEC Champions • NCAA Sweet Sixteen
Coach John Brady

(Front Row) Assoc. Coach Kermit Davis, Brandon Landry, Brian Green, Torris Bright, Head Coach John Brady, Jack Warner, Jeremy Comeaux, Jermaine Williams, Asst. Coach Butch Pierre; (Second Row) Admin. Asst. Scott Osborne, Trainer Drew Shea, Ronald Dupree, Brian Beshara, Brad Bridgewater, Jabari Smith, Stromile Swift, Collis Temple III, Lamont Roland, Asst. Coach Donnie Tyndall, Strength Coach Nick Buchholz.



2005-06 LSU Fighting Tigers

27-9 • SEC Champions • NCAA Final Four
Coach John Brady

Front Row (L-R): Academic Advisor Tommy Powell, Glen Davis, Dameon Mason, Tasmin Mitchell, David Fleshman, Tack Minor, Head Coach John Brady, Darrel Mitchell, Ben Voogd, Alex Farrer, Garrett Temple, Darnell Lazare, Manager Jason Reed. Back Row (L-R): Trainer Shawn Eddy, Strength and Conditioning Coach Jeff Dillman, Assistant Coach John Treloar, Associate Head Coach Butch Pierre, Tyrus Thomas, Magnum Rolle, Chris Johnson, Kentrell Gransberry, Assistant Coach Nikita Johnson, Administrative Assistant Scott Soprych, Manager Chris Heine, Manager Louis Ruffino.



2008-09 LSU Fighting Tigers

28-7 • SEC Champions
Coach Trent Johnson


Front Row (L-R): Director of Operations Chris Bobel, Assistant Coach Keith Richard, Head Coach Trent Johnson, Assistant Coach Donny Guerinoni, Assistant Coach Brent Scott, Strength Coach Juan Pablo Reggiaro, Trainer Shawn Eddy. Back Row (L-R): Zach Kinsley, Tasmin Mitchell, Bo Spencer, Garrett Green, Alex Farrer, Chris Johnson, Garrett Temple, Dennis Harris, Terry Martin, Quintin, Thornton, Marcus Thornton, Storm Warren, Chris Bass, Delwan Graham.



2018-19 LSU Fighting Tigers

28-7 • SEC Champions • NCAA Sweet Sixteen
Coach Will Wade

(Front Row) Javonte Smart, Danya Kingsby, Tremont Waters, Daryl Edwards, Marshall Graves, Will Reese. (Back Row) Marlon Taylor, Aundre Hyatt, Darius Days, Courtese Cooper, Skylar Mays, Emmitt Williams, Kavell Bigby-Williams, Naz Reid



Ben Simmons (76ers)

NBA TIGERS BY FRANCHISE

EASTERN CONFERENCE

Atlanta Hawks

Frank Brian	1950-51
Bob Pettit	1954-65
Pete Maravich	1970-74
Rudy Macklin	1981-83
Randy Livingston	1997-98
Skylar Mays	2020-

Boston Celtics

Pete Maravich	1980-81
Glen Davis	2007-11
Shaquille O'Neal	2010-11
Chris Johnson	2010-11
Brandon Bass	2011-15
Marcus Thornton	2014-15
Jordan Mickey	2015-17
Tremont Waters	2019-21

Brooklyn Nets

Jabari Smith	2004-06
Stromile Swift	2008-09
Marcus Thornton	2013-14
Justin Hamilton	2016-17
Garrett Temple	2019-20
Cameron Thomas	2021-

Charlotte Hornets

Garrett Temple	2010-11
Tyrus Thomas	2010-13
Justin Hamilton	2013-14
Johnny O'Bryant III	2017-18

Chicago Bulls

Glenn Hansen	1976-77
Ricky Blanton	1992-93
Ronald Dupree	2003-04
Randy Livingston	2005-06
Tyrus Thomas	2006-10
Anthony Randolph	2013-14
Antonio Blakeney	2017-19
Garrett Temple	2020-21

Cleveland Cavaliers

Kenny Higgs	1978-79
Shaquille O'Neal	2009-10

Detroit Pistons

Frank Brian	1951-56
Ronald Dupree	2006-07

Indiana Pacers

John Williams	1994-95
---------------	---------

Miami Heat

Shaquille O'Neal	2004-08
Justin Hamilton	2014-15
Jordan Mickey	2017-18

Milwaukee Bucks

Jerry Reynolds	1985-88,
	1995-96
Garrett Temple	2010-11
Johnny O'Bryant III	2014-16

New York Knicks

DeWayne Scales	1980-82
Rudy Macklin	1982-83
Anthony Randolph	2010-11

Orlando Magic

Jerry Reynolds	1989-93
Stanley Roberts	1991-92
Shaquille O'Neal	1992-96
Geert Hammink	1994-95
Brandon Bass	2009-11
Anthony Randolph	2013-14
Jarell Martin	2018-19

Philadelphia 76ers

Stanley Roberts	1998-99
Jabari Smith	2001-02
Ben Simmons	2017-

Toronto Raptors

Ronald Dupree	2010-11
---------------	---------

Washington Wizards

DeWayne Scales	1983-84
John Williams	1986-91
Garrett Temple	2012-16
Marcus Thornton	2016-17

WESTERN CONFERENCE

Dallas Mavericks

Howard Carter	1984-85
Brandon Bass	2007-09

Denver Nuggets

Kenny Higgs	1980-82
Howard Carter	1983-84
Mahmoud Abdul Rauf	1990-96
Anthony Randolph	2012-14
Johnny O'Bryant III	2016-17

Golden State Warriors

Geert Hammink	1993-96
Randy Livingston	1999-00
Anthony Randolph	2008-10

Houston Rockets

Randy Livingston	1996-97
Stanley Roberts	1998-99
Stromile Swift	2005-06
Garrett Temple	2009-10
Marcus Thornton	2015-16
Tim Quarterman	2017-18

Los Angeles Clippers

John Williams	1992-94
Stanley Roberts	1992-97
Randy Livingston	2003-04
Glen Davis	2013-14
Brandon Bass	2016-17
Garrett Temple	2018-19

Los Angeles Lakers

Shaquille O'Neal	1996-04
Maurice Carter	2003-04
Brandon Bass	2015-16

Memphis Grizzlies

Mahmoud Abdul Rauf	2000-01
Stromile Swift	2000-05,
	2006-08
Tyrus Thomas	2014-15
Jarell Martin	2015-18
Garrett Temple	2018-19

Minnesota Timberwolves

Stanley Roberts	1997-98
Ronald Dupree	2005-06
Anthony Randolph	2011-12
Chris Johnson	2013
Justin Hamilton	2015
Naz Reid	2019-

New Orleans Pelicans

Randy Livingston	2002-03
Maurice Carter	2003-04
Brandon Bass	2005-07
Marcus Thornton	2009-11
Chris Johnson	2011-12
Garrett Temple	2021-

Oklahoma City Thunder

Jerry Reynolds	1998-89
Randy Livingston	2001-02,
	2006-07
Ronald Dupree	2007-08

Portland Trail Blazers

Tim Quarterman	2016-17
Trendon Watford	2021-

Phoenix Suns

Randy Livingston	1999-00
Josh Gray	2017-18

Sacramento Kings

Glenn Hansen	1975-78
Mahmoud Abdul Rauf	1996-98
Jabari Smith	2000-02,
	2003-04
Garrett Temple	2009-10
Marcus Thornton	2011-14
Garrett Temple	2016-18

San Antonio Spurs

Garrett Temple	2009-10
----------------	---------

Utah Jazz

Pete Maravich	1974-80
Randy Livingston	2004-05



Garrett Temple (Pelicans)



Naz Reid (Timberwolves)



Tigers In the NBA



NBA Draft Picks from LSU

YEAR	PLAYER	TEAM	ROUND
1947	Jack Coleman	Indianapolis	
	Bobby Lowther	Indianapolis	
1952	Joe Dean	Indianapolis	1st
1954	Bob Pettit	Milwaukee	1st (2nd pick)
1955	Don Belcher	Fort Wayne	N/A
1960	Dick Davies	St. Louis	8th
1961	Bill Engressor	New York	14th
1965	Dick Maile	Cincinnati	11th
1966	John Jones	Baltimore	5th
1970	Pete Maravich	Atlanta	1st (3rd pick)
	Dan Hester	Atlanta	2nd
1971	Nelson Isley	Buffalo	17th
1972	Al Sanders	Baltimore	4th
1974	Ed Palubinskas	Atlanta	4th
		Utah (ABA)	8th
	Collis Temple, Jr.	Phoenix	6th
		S. Antonio (ABA)	3rd
	Glen Hansen	Kentucky	9th
1975	Glen Hansen	KC-Omaha	2nd
		Memphis (ABA)	44th
1978	Kenny Higgs	Cleveland	3rd
1979	Al Green	Phoenix	3rd
	Lionel Green	Houston	4th
1980	DeWayne Scales	New York	2nd
	Rick Mattick	New Jersey	6th
1981	Greg Cook	New York	2nd
	Durand Macklin	Atlanta	3rd
	Ethan Martin	Cleveland	4th
	Willie Sims	Denver	5th
1983	Howard Carter	Denver	1st
1984	Leonard Mitchell	Cleveland	3rd
	John Tudor	Dallas	9th
1985	Jerry Reynolds	Milwaukee	1st
1986	Don Redden	Denver	3rd
	Derrick Taylor	Indiana	4th
	John Williams	Washington Bullets	1st
	Steffond Johnson	L. A. Clippers	5th
1987	Nikita Wilson	Portland	2nd
	Anthony Wilson	Chicago	5th
1988	Jose Vargas	Dallas	2nd
	Hernan Montenegro	Philadelphia	3rd
1989	Ricky Blanton	Phoenix	2nd
1990	Chris Jackson	Denver	1st (3rd pick)
1991	Stanley Roberts	Orlando	1st
1992	Shaquille O'Neal	Orlando	1st (1st pick)
1993	Geert Hammink	Orlando	1st
1996	Randy Livingston	Houston	2nd
	Ronnie Henderson	Washington	2nd
2000	Stromile Swift	Vancouver	1st (2nd pick)
	Jabari Smith	Sacramento	1st
2005	Brandon Bass	New Orleans	2nd
2006	Tyrus Thomas	Portland	1st (4th pick)
		(traded Chicago)	
2007	Glen Davis	Seattle	2nd
		(traded Boston)	
2008	Anthony Randolph	Golden State	1st (14th pick)
2009	Marcus Thornton	Miami	2nd
2012	Justin Hamilton	Philadelphia	2nd
		(traded Miami)	
2014	Johnny O'Bryant III	Milwaukee	2nd
2015	Jarell Martin	Memphis	1st
	Jordan Mickey	Boston	2nd
2016	Ben Simmons	Philadelphia	1st (1st pick)
2019	Tremont Waters	Boston	2nd
2020	SkyLAR Mays	Atlanta	2nd
2021	Cameron Thomas	Brooklyn	1st

LSU 1st Rd Draft Choices

The Tigers have had 16 players selected in the first round of past NBA Drafts ... Seven times the Tigers have had players drafted in the first four picks, including the No. 1 pick in 1992 (Shaquille O'Neal) and 2016 (Ben Simmons) ... Here's a list of the first-round picks:

1952 - Joe Dean - Indianapolis Olympians
1954 - Bob Pettit - Milwaukee Hawks (2nd)

1970 - Pete Maravich - Atlanta Hawks (3rd)

1983 - Howard Carter - Denver Nuggets
1985 - Jerry Reynolds - Milwaukee Bucks
1986 - John Williams - Washington Bullets

1990 - Chris Jackson - Denver Nuggets (3rd)
1991 - Stanley Roberts - Orlando Magic
1992 - Shaquille O'Neal - Orlando Magic (1st)
1993 - Geert Hammink - Orlando Magic

2000 - Stromile Swift - Vancouver (2nd)
2006 - Tyrus Thomas - Portland (4th)
2008 - Anthony Randolph - Golden State

2015 - Jarell Martin -- Memphis Grizzlies
2016 - Ben Simmons -- Philadelphia (1st)

2021 - Cameron Thomas -- Brooklyn Nets

NBA's 75th ANNIVERSARY TEAM (SELECTED IN 2021)



Pete Maravich



Bob Pettit



Shaquille O'Neal



Marcus Thornton



Glen Davis

NBA Most Valuable Player

1955-56	Bob Pettit	St. Louis Hawks
1958-59	Bob Pettit	St. Louis Hawks
1999-00	Shaquille O'Neal	Los Angeles Lakers

NBA Rookie of the Year

1954-55	Bob Pettit	Milwaukee Hawks
1992-93	Shaquille O'Neal	Orlando Magic
2017-18	Ben Simmons	Philadelphia 76ers

NBA Comeback Player of the Year

1992-93	Mahmoud Abdul-Rauf	Denver Nuggets
---------	--------------------	----------------

NBA Finals Most Valuable Player

1999-00	Shaquille O'Neal	Los Angeles Lakers
2000-01	Shaquille O'Neal	Los Angeles Lakers
2001-02	Shaquille O'Neal	Los Angeles Lakers

All-NBA Rookie Team

2009-10	Marcus Thornton	2nd	New Orleans Hornets
2017-18	Ben Simmons	1st	Philadelphia 76ers

All-NBA Defensive Team

1999-00	Shaquille O'Neal	2nd	Los Angeles Lakers
2000-01	Shaquille O'Neal	2nd	Los Angeles Lakers
2002-03	Shaquille O'Neal	2nd	Los Angeles Lakers
2019-20	Ben Simmons	1st	Philadelphia 76ers

NBA All-Star Game Appearances

Shaquille O'Neal	15 (1993-98, 2000-07, 2009)
Bob Pettit	11 (1955-65)
Pete Maravich	5 (1973-74, 1977-79)
Ben Simmons	3 (2019-20-21)
Frank Brian	2 (1951-52)

LSU NBA Champions

Bob Pettit	1958	St. Louis Hawks
Shaquille O'Neal	2000	Los Angeles Lakers

Shaquille O'Neal	2001	Los Angeles Lakers
Shaquille O'Neal	2002	Los Angeles Lakers
Shaquille O'Neal	2006	Miami Heat
Glen Davis	2008	Boston Celtics

NBA All-Star Game MVP

Bob Pettit	4 (1956, 1958, 1959, 1962)
Shaquille O'Neal	3 (2000, 2004, 2009)

All-NBA Team Selections

1949-50	Frank Brian	2nd	Anderson
1950-51	Frank Brian	2nd	Tri-Cities
1954-55	Bob Pettit	1st	Milwaukee Hawks
1955-56	Bob Pettit	1st	St. Louis Hawks
1957-58	Bob Pettit	1st	St. Louis Hawks
1958-59	Bob Pettit	1st	St. Louis Hawks
1959-60	Bob Pettit	1st	St. Louis Hawks
1960-61	Bob Pettit	1st	St. Louis Hawks
1961-62	Bob Pettit	1st	St. Louis Hawks
1962-63	Bob Pettit	1st	St. Louis Hawks
1963-64	Bob Pettit	1st	St. Louis Hawks
1964-65	Bob Pettit	2nd	St. Louis Hawks
1972-73	Pete Maravich	2nd	Atlanta Hawks
1975-76	Pete Maravich	1st	New Orleans Jazz
1977-78	Pete Maravich	2nd	New Orleans Jazz
1993-94	Shaquille O'Neal	3rd	Orlando Magic
1994-95	Shaquille O'Neal	2nd	Orlando Magic
1995-96	Shaquille O'Neal	3rd	Orlando Magic
1996-97	Shaquille O'Neal	3rd	Los Angeles Lakers
1997-98	Shaquille O'Neal	1st	Los Angeles Lakers
1998-99	Shaquille O'Neal	2nd	Los Angeles Lakers
1999-00	Shaquille O'Neal	1st	Los Angeles Lakers
2000-01	Shaquille O'Neal	1st	Los Angeles Lakers
2001-02	Shaquille O'Neal	1st	Los Angeles Lakers
2002-03	Shaquille O'Neal	1st	Los Angeles Lakers
2003-04	Shaquille O'Neal	1st	Los Angeles Lakers
2004-05	Shaquille O'Neal	1st	Miami Heat
2005-06	Shaquille O'Neal	1st	Miami Heat
2019-20	Ben Simmons	3rd	Philadelphia 76ers



Tigers In the NBA

NBA Players from LSU

PLAYER	FROM	TO	G	FG%	3P%	FT%	REB	AST	STL	BLK	PTS	MP	PTS	TRB	AST
Mahmoud Abdul-Rauf	1991	2001	586	.442	.354	.905	1087	2079	487	46	8553	26.7	14.6	1.9	3.5
Brandon Bass	2006	2017	758	.499	.207	.832	3448	608	295	479	6575	21.6	8.7	4.5	0.8
Antonio Blakeney	2017	2019	76	.406	.357	.696	139	62	19	10	569	15.0	7.5	1.8	0.8
Ricky Blanton	1993	1993	2	.429	---	---	3	1	2	0	6	6.5	3.0	1.5	0.5
Frankie Brian	1950	1956	438	.340	---	.821	903	1138	---	---	5379	24.9	12.3	2.4	2.6
Howard Carter	1984	1985	66	.440	.227	.774	89	75	20	4	351	11.4	5.3	1.3	1.1
Maurice Carter	2004	2004	10	.314	.364	.800	11	4	0	0	42	11.0	4.2	1.1	0.4
John Chaney	1950	1950	16	.291	---	.690	---	20	---	---	---	---	4.4	---	1.3
Glen Davis	2008	2015	514	.447	.182	.700	2236	457	357	173	4111	21.1	8.0	4.4	0.9
Ronald Dupree	2004	2011	157	.427	.385	.559	339	100	57	29	555	11.2	3.5	2.2	0.6
Josh Gray	2018	2020	7	.279	.231	.636	12	14	8	2	34	15.6	4.9	1.7	2.0
Justin Hamilton	2014	2017	113	.459	.306	.750	403	91	61	73	687	17.4	6.1	3.6	0.8
Geert Hammink	1994	1996	8	.400	---	.667	7	2	0	0	14	3.4	1.8	0.9	0.3
Glenn Hansen	1976	1978	112	.412	---	.725	247	93	61	16	588	12.9	5.3	2.2	0.8
Dan Hester	1971	1971	42	.396	.417	.817	234	35	---	---	248	13.2	5.9	5.6	0.8
Kenny Higgs	1979	1982	216	.441	.145	.804	391	944	239	23	1470	20.5	6.8	1.8	4.4
Chris Johnson	2011	2013	71	.562	---	.699	132	13	16	46	205	8.4	2.9	1.9	0.2
Randy Livingston	1997	2007	203	.406	.351	.771	282	415	121	31	773	13.2	3.8	1.4	2.0
Rudy Macklin	1982	1984	160	.449	.000	.776	464	121	82	30	1030	17.2	6.4	2.9	0.8
Pete Maravich	1971	1980	658	.441	.667	.820	2747	3563	587	108	15948	37.0	24.2	4.2	5.4
Jarell Martin	2016	2019	184	.434	.346	.766	639	114	67	73	998	15.9	5.4	3.4	0.6
Skylar Mays	2020	2021	33	.449	.350	.880	35	30	14	2	124	8.2	3.8	1.1	0.9
Jordan Mickey	2016	2018	64	.449	.118	.605	128	17	9	27	152	7.5	2.4	2.0	0.3
Bill Newton	1973	1974	35	.437	.500	.500	65	14	2	0	73	5.4	2.1	1.9	0.4
Johnny O'Bryant	2015	2018	147	.402	.360	.663	352	69	32	19	509	11.5	3.5	2.4	0.5
Shaquille O'Neal	1993	2011	1207	.582	.045	.527	13099	3026	739	2732	28596	34.7	23.7	10.9	2.5
Bob Pettit	1955	1965	792	.436	---	.761	12849	2369	---	---	20880	38.8	26.4	16.2	3.0
Tim Quarterman	2016	2018	19	.438	.333	.400	19	11	1	2	35	4.9	1.8	0.9	0.6
Anthony Randolph	2009	2014	252	.453	.241	.740	1078	187	150	224	1789	15.2	7.1	4.3	0.7
Naz Reid	2019	2021	100	.490	.343	.694	446	107	53	98	1053	18.4	10.5	4.5	1.1
Jerry Reynolds	1986	1996	443	.418	.226	.749	1317	904	486	250	4036	18.9	9.1	3.0	2.0
Stanley Roberts	1992	2000	300	.499	.000	.514	1549	189	110	385	2555	19.6	8.5	5.2	0.6
Brandon Sampson	2018	2019	14	.467	.379	.667	16	10	8	3	71	15.3	5.1	1.1	0.7
Al Sanders	1973	1973	4	1.000	---	.667	0	5	0	---	8	6.3	2.0	1.3	0.0
DeWayne Scales	1981	1984	49	.417	.167	.628	140	10	14	5	224	10.6	4.6	2.9	0.2
Ben Simmons	2017	2021	275	.560	.147	.597	2217	2127	464	199	4382	33.9	15.9	8.1	7.7
Jabari Smith	2001	2005	108	.413	.125	.690	178	66	37	26	329	9.8	3.0	1.6	0.6
Stromile Swift	2001	2009	547	.473	.074	.699	2535	275	354	683	4582	19.8	8.4	4.6	0.5
Collis Temple	1975	1975	24	.415	.000	.800	31	15	4	4	42	4.3	1.8	1.3	0.6
Garrett Temple	2010	2021	632	.404	.346	.743	1477	1114	529	211	4082	21.7	6.5	2.3	1.8
Tyrus Thomas	2007	2015	402	.438	.235	.732	1938	347	328	525	3093	19.7	7.7	4.8	0.9
Marcus Thornton	2010	2017	483	.425	.358	.830	1348	677	405	61	5750	23.4	11.9	2.8	1.4
Tremont Waters	2019	2021	34	.361	.306	.960	33	78	25	3	139	9.6	3.8	0.9	2.1
John Williams	1987	1995	435	.451	.225	.704	2201	1262	566	184	4406	25.2	10.1	5.1	2.9
Nikita Wilson	1988	1988	15	.304	---	.833	11	3	0	0	19	3.6	1.3	0.7	0.2

Most Career Points


Shaquille O'Neal	28,596
Bob Pettit	20,880
Pete Maravich	15,948
Mahmoud Abdul-Rauf	8,553
Brandon Bass	6,575
Marcus Thornton	5,750
Frank Brian	5,379
Stromile Swift	4,582
John Williams	4,406
Glen Davis	4,111

Most Career Rebounds

Shaquille O'Neal	13,099
Bob Pettit	12,849
Brandon Bass	3,448
Pete Maravich	2,747
Stromile Swift	2,535
Glen Davis	2,236
John Williams	2,201
Tyrus Thomas	1,938
Ben Simmons	1,800
Stanley Roberts	1,549

Most Games Played

Shaquille O'Neal	1,207
Bob Pettit	792
Brandon Bass	758
Pete Maravich	658
Garrett Temple	632



LSU Athletic Hall of Fame, Louisiana Honors



Frank Brian speaks to crowd at 2013 LSU Athletic Hall of Fame banquet.

LSU Athletic Hall of Fame

The LSU Athletic Hall of Fame is one of the most prestigious athletic clubs that recognizes only the best and brightest of LSU athletes. All student-athletes in the LSU Athletic Hall of Fame must have received their degree at LSU to be eligible.

In 2007, a category was added to allow coaches and administrators into the LSU Hall of Fame. That allowed both coaches Harry Rabenhorst and Dale Brown and trainer Dr. Marty Broussard to enter the prestigious hall.

Listing includes the members of the Hall of Fame involved in LSU Basketball:

Malcolm "Sparky" Wade -- Inducted in 1937

Joe Dean -- Inducted in 1953

Bob Pettit -- Inducted in 1954

Joe Bill Adcock -- Inducted in 1978

Bobby Lowther -- Inducted in 1978

Durand "Rudy" Macklin -- Inducted in 1990

Shaquille O'Neal -- Inducted in 2000

Dr. Martin J. Broussard (Athletic Trainer) -- Inducted in 2009

Harry Rabenhorst (Head Coach) -- Inducted in 2009

Frank Brian -- Inducted in 2013

Dale Brown (Head Coach) -- Inducted in 2013

Collis Temple, Jr. -- Inducted in 2017



Collis Temple, with his family behind him, accepts his LSU Athletic Hall of Fame honor at the 2017 awards banquet.

Louisiana Sports Hall of Fame

To be a member of the Louisiana Sports Writers Hall of Fame is one of the greatest honors that could be bestowed on an athlete from this state or who has performed a portion of his career in this state. Each year's class continues to add to the prestige of the growing list of Hall of Fame inductees. The Hall of Fame ceremonies are conducted each June in Natchitoches at the Natchitoches Events Center just a block from the new multi-million dollar home of the Hall of Fame that opened in June 2013.

A total of 14 men and women who participated in the LSU basketball program either as players or coaches have been inducted in the Hall of Fame. In 2005, LSU's Durand "Rudy" Macklin, a member of the 1981 Final Four team and the No. 1 rebounder and No. 2 scorer in LSU men's history, along with late former LSU women's head coach Sue Gunter were inducted.

In 2009, the late Dr. Martin J. Broussard became the first athletic trainer ever inducted into the Louisiana Sports Hall of Fame.

In 2013, LSU and NBA icon Shaquille O'Neal delighted a packed house for his induction ceremony.

The 15 LSWA Hall of Famers with their years of participation in LSU basketball in parenthesis:

Buddy Blair -- (F, 1933-35, member 1935 national champions), inducted 1981

Frank Brian -- (F, 1942-43; 1945-47, All-SEC 1943, 1946, two-time NBA All-Star), inducted in 1986

Dr. Martin J. Broussard -- LSU athletic trainer for six decades, inducted 2009

Dale Brown -- (Coach, 1972-96, 1981, 1986 NCAA Final Four; 1979, 1981, 1985, 1991 SEC Championships, all-time winningest coach at LSU, 448 wins), inducted in 1999

Joe Dean -- (F, 1949-52; TV Commentator, LSU Athletic Director, 1987-2000), inducted in 2001

Sue Gunter -- (Coach, LSU 1982-2004), inducted into Naismith Hall of Fame, Fall 2005), inducted in 2005.

C. Kent Lowe -- (Distinguished Service Award Winner Sports Journalism, 1988-present), inducted in 2020.

Bobby Lowther -- (F, 1942-43; 1945-48, All-SEC 1946, All-American in 1946 in both basketball and track and field), inducted in 1995

Rudy Macklin -- (F, 1976-81, All-SEC 1977, '78, '80, '81, All-America 1981) Second leading scorer, first in rebounding, inducted in 2005.

Pete Maravich -- (G, 1967-70, three-time All-American, Division I all-time scorer), inducted in 1984

Shaquille O'Neal -- (C, 1989-92, SEC POY 1991, 1992; National Player of the Year 1991; All-American 1991, 92; NBA No. 1 pick, 1992), inducted in 2013

Bob Pettit -- (C, 1951-54, two-time All-American, 1953 Final Four member, 10-time NBA All-Star), inducted in 1973

Harry Rabenhorst -- (Coach, 1925-42, '45-57, 1935 national championships, 1953 Final Four), inducted in 1970

Malcolm "Sparky" Wade -- (G, 1932-35, member 1935 national champions, first LSU All-American), inducted 1962

Joyce Walker -- (G, 1981-84, three-time Kodak All-American), inducted in 1997

Louisiana Awards



Kenny Higgs, with wife Jill, receives his LABC Hall of Fame plaque at the 2011 induction ceremony.



Former Tiger Star John Williams with Coach Dale Brown at 2017 LABC Ceremony

Louisiana Association of Basketball Coaches

Formed in 1974, the LABC represents the colleges and universities of the state in an effort to promote basketball on all levels in Louisiana.

LABC Hall of Fame

Mahmoud Abdul-Rauf -- (G, 1988-90, played as Chris Jackson, NCAA all-time leading freshman scorer, All-American, 1989-90) -- inducted in 1998.

Ricky Blanton -- (F, 1984-86; 87-89, All-SEC 88, 89 ... Member 1986 Final Four team) -- inducted in 2010

Frank Brian -- (F, 1942-43; 45-47, All-SEC 1943, 1946, two-time NBA All-Star), inducted in 1987.

Howard Carter -- (G, 1979-83, member 1981 Final Four team), inducted 1994

Dale Brown -- (Coach, 1972-1997, winningest coach in LSU history), inducted 2005

Joe Dean -- (F, 1949-52), LSU Athletic Director, inducted 1985

Kenny Higgs -- (G, 1974-78); All-SEC, 1976-78, inducted 2011

Jerry Reynolds -- (F, 1982-85, All-SEC 1984, 1985), inducted 2003

Durand "Rudy" Macklin -- (F, 1976-78; 1979-81, member 1981 Final Four team, school's all-time leading rebounder), inducted 1987.

Dick Maile -- (F, 1962-65), inducted 2005

Pete Maravich -- (G, 1967-70, three-time All-American, Division I all-time scorer), inducted in 1977.

Leonard Mitchell -- (F, 1981-84, Member 1981 Final Four Team), inducted 2000

Shaquille O'Neal -- (C, 1989-92, two-time All-American, National Player of the Year, 1991), inducted 1998.

Bob Pettit -- (C, 1951-54, two-time All-American, 1953 Final Four member, 10-time NBA All-Star), inducted in 1976, charter inductee

Harry Rabenhorst -- (Coach, 1925-42, '45-57, 1935 national champions, 1953 Final Four), inducted in 1979.

Don Redden -- (F, 1982-86, member 1986 Final Four team), inducted 1993

Roger Sigler -- (F, 1953-57, All-SEC 1956, '57), inducted 1999

Collis Temple, Jr. -- (F, 1971-74), inducted 1995

Malcolm "Sparky" Wade -- (G, 1932-35, member 1935 national champions, first LSU All-American), inducted 1977

John Williams -- (F, 1984-86), member 1986 NCAA Final Four team, inducted 2017

LABC Mr. Basketball Award

Given annually by the LABC to someone who has made a significant contribution to basketball in the state of Louisiana.

Joe Dean -- inaugural recipient in 1975

Bob Pettit -- recipient in 1976

Dale Brown -- recipient in 1988

Shaquille O'Neal -- recipient in 2000, L.A. Lakers

Collis Temple, Jr. -- recipient in 2015

Jim Hawthorne -- recipient in 2016

LABC Don Landry Award

Named in honor of the founder and first president of the LABC, given to someone who has rendered distinguished service and made a significant contribution to the LABC.

Dale Brown -- inaugural recipient in 1998.

LABC Bob Pettit Award

Given to the professional player of the year from Louisiana.

Shaquille O'Neal -- recipient in 1994, 1995, Orlando Magic

Shaquille O'Neal -- recipient in 2000, 2001, 2002, 2004 L.A. Lakers

Shaquille O'Neal -- recipient in 2005, 2006, 2007 Miami Heat.

Marcus Thornton -- recipient in 2010 New Orleans Hornets.

Ben Simmons -- recipient in 2018, 2019, 2021 Philadelphia 76ers

LABC Tommy Joe Eagles Memorial Award

Given to the college coach of the year in Louisiana

Dale Brown -- recipient in 1979, 1981, 1986, 1987

John Brady -- recipient in 2000, 2003, 2006

Trent Johnson -- recipient in 2009

Johnny Jones -- recipient in 2015

LABC Pete Maravich Memorial Award

Given to the major college player of the year in Louisiana

Durand Macklin -- recipient in 1981

Don Redden -- recipient in 1986

Nikita Wilson -- recipient in 1987

Chris Jackson -- recipient in 1989, 1990

Shaquille O'Neal -- recipient in 1991, 1992

Stromile Swift -- recipient in 2000

Ronald Dupree -- recipient in 2003

Brandon Bass -- recipient in 2005

Glen Davis -- recipient in 2006, 2007

Marcus Thornton -- recipient in 2009

Tas Mitchell -- recipient in 2010

Jarell Martin -- recipient in 2015

Ben Simmons -- recipient in 2016

Tremont Waters -- recipient in 2019

Skylar Mays -- recipient in 2020

Cameron Thomas -- recipient in 2021

Living Legends - SEC Tournament

1999 -- Bob Pettit

2000 -- Durand Macklin

2001 -- Joe Dean

2002 -- Ricky Blanton

2003 -- Pete Maravich

2004 -- Dale Brown

2005 -- Bobby Lowther

2006 -- Collis Temple Jr.

2007 -- Dick Maile

2008 -- Frank Brian

2009 -- Ethan Martin

2010 -- Ned Clark

2011 -- Howard Carter

2012 -- Kenny Higgs

2013 -- Geert Hammink

2014 -- Chris Jackson

2015 -- Ronald Dupree

2016 -- Stanley Roberts

2017 -- Tasmin Mitchell

2018 -- John Brady

2019 -- Wayde Sims (accepted by his parents Wayne and Fay)

Media Guidelines

2020-21 Basketball Season

While many of the guidelines listed on this page deal with normal times, LSU will be following guidelines of the USBWA and state safety protocols when it comes to media policies for the basketball season. Plans may change from game-to-game as necessary regarding credential pickup and post-game plans.

Credential and Access Guidelines

LSU's goal is to disseminate information as widely, uniformly and fairly as possible using normally accepted media standards.

Media must meet the following guidelines in order to be granted credentials. Only media that meet the criteria and have approved the SEC Media Policy through the request of credentials on the LSU media site at LSUsports.net/media will be allowed to move forward on the credential site to request credentials and consideration for access to LSU Athletic events. No credential requests by media will be accepted by either email or phone, but must go through the credential site at LSUsports.net/media.

The number of credentials issued is limited. A CREDENTIAL DOES NOT NECESSARILY GUARANTEE A SEAT IN THE MEDIA SECTION.

General

Each Bearer must be and hereby represents that he or she is acting on a specific assignment for an accredited media agency and has a legitimate working function in connection with the Event attended. The credential is not transferable and may be revoked at any time.

The rights and privileges granted to Bearer may be terminated if any term or condition for use of the Credential is breached. The unauthorized use of Credential subjects Bearer to ejection from Event.

Print

Daily newspapers are eligible to apply for credentials and access to media opportunities. The granting and number of credentials will be based on newspapers' circulation on a space available basis.

Membership in the Louisiana Press Association or membership in the Louisiana Sports Writers Association may be used in determining access to credentials. Weekly newspapers based on space will be limited to non-conference games if space exists.

Specialty publications that cover college basketball or sports in the host site of the two participating schools are eligible to be granted on a space available basis.

Student newspapers from the city of the two teams are able to apply for credentials on the basis of a maximum of two press row seats for dailies and one press row seat for weeklies.

Television

Television stations that have nightly news broadcasts that originate in the locale of the station that includes sports coverage are eligible to apply for credentials. All other stations will be filled on a space available basis.

Student television stations from the two participating schools are eligible to apply on a space available basis.

The Credential confers on a Bearer a limited non-exclusive and non-transferable license (with no right of sublicense) to use broadcast video feeds of the Event only for regularly scheduled television newscast aired only on television (but not on any form of television available or viewable on the internet, except for a single, non-archived only simulcast by Bearer) within the period expiring at midnight on the seventh day after the Event and NO video used for such purposes shall exceed three minutes. Bearer may not broadcast any video of game action that is broadcast live until the Event has been completed.

Radio

National and regional networks are eligible to apply for credentials.

Radio stations that employ a full-time sports director or regularly airs sports news or locally-produced talk shows are eligible to apply for credentials. No talk show may have more than one credential and the maximum credentials a station may receive for a game, based on space, is two.

Internet

Internet sites of the home and visiting school (as determined by the Media Relations or Sports Information Director) are eligible to apply for credentials.

LSU's policy is to issue credentials only to those organizations whose primary purpose is to gather news and disseminating it and for which other commercial activities are ancillary.

Other internet sites must meet each of the following guidelines in addition to meeting the above criteria to be eligible to apply for credentials and access as determined on a space available basis.

- Web site must be a legal corporate entity.
- Web site must provide daily coverage of LSU or the visiting team with its own full-time staff of reporters, photographers and equipment.
- Web site must travel to and cover a majority of away games and all major post-season events.
- Web site must be accredited by the home university as working media.
- Web sites that sponsor message boards, message centers or chat room as their primary function where people are allowed to post anonymous information will not be issued credentials.
- The maximum number of credentials that a web site may receive is two based on space available and the discretion of the media relations or sport information director.

Internet Use – Video and Audio

Upon execution of a separate agreement with terms and conditions governing the use thereof, Bearer will be afforded access to video and audio of broadcast Events for use on Bearer's official news website(s), at no premium or charge. Otherwise, except as specifically permitted herein (with respect to online, non-archived simulcasts), Bearer shall not post, place, distribute or make available video (or audio from broadcast feeds) of game action of any Event (including any Bearer Generated Video of game action of an Event) on or through the internet or any other new media distribution platform (i.e., any other platform other than print media or a form of television not available or viewable over the internet, except for non-archived simulcasts specifically permitted herein) including, without limitation, wireless handsets, podcasts, cell phones or PDAs.

Blogging

By acceptance and use of an LSU media credential, the holder agrees to the following conditions as established by LSU and the Southeastern Conference.

Entrance

The media entrance to the Pete Maravich Assembly Center is through the Northeast Corridor of the Maravich Center. The press workroom is located in that corridor. Access to the press room is limited to those with working credentials. A pre-game grab and go meal will be served approximately one hour before tipoff in the area at the back of the media seating area in the upper sections..

Parking

Media parking is located in lots near the Pete Maravich Assembly Center. Because of limited space, requests for parking should be made with credential requests. It should not be assumed that parking passes will be provided with all media credentials.

Satellite Trucks

Any outlet using a satellite truck must request satellite truck parking and must have the truck in place at least two hours prior to tipoff. All production and uplink trucks should contact Dreyfus Milstead, Director of the Maravich Center, 225-578-8205 regarding parking and Director of Television Kevin Wagner, 225-578-1797, regarding production truck power hookup.

Phone Lines

Those writers wishing personal phone lines at press row or in the press room should contact the AT&T Office in Baton Rouge (1-800-238-5501) with LSU Sports Information as the contact.

There are a minimum of four phone lines available for every game for writers in the press room.

Wireless Internet Access

Wireless Internet access is available in the press room and on press row of the Maravich Center. For information on how to access please ask LSU Basketball SID Kent Lowe.

Head Coach Will Wade

Coach Wade will be available for phone and in-person interviews on most non-game weekdays during the season. Please coordinate all requests for personal interviews with Coach Wade at least two days in advance through Kent Lowe in the LSU Athletic Communications Office at 225-578-1864.

Coach Wade will, based on the game schedule, make comments at a media session in the practice facility media room two days prior to a game. The sessions will take place prior to the team's practice. He will also take part in the SEC Teleconferences beginning in January. Contact the SEC Office for the phone number.

On the road, Coach Wade will generally not be available once the team leaves Baton Rouge.

Players

LSU players will be available in the media sessions at least once a week at a time to be announced. Special interviews should be requested 72 hours in advance through the LSU Sports Information Office.

Phone interviews will be handled on a case-by-case basis. NO players will be available for interviews on the road prior to the game.

The team apartments, locker room and team areas of the practice facility are off limits to media representatives at all times.

Postgame

LSU abides by Southeastern Conference policy regarding equal access to all members of the working media.

The LSU locker room is closed to all media after all games, home and away. Requested players will be brought to the practice facility media room for a group press conference after the 10-minute cooling off period. Coach Will Wade will come to the media room after conducting his post-game radio network locker room. On the road, media members can visit with Wade outside the locker-room or in the home team's interview area if so requested.

At present all media sessions and post-game appearances will be on zoom and links will be communicated to media at the appropriate time.

Practices

Practices are closed to the media.

Key Phone Numbers

Athletic Communications: 225-578-8226
Athletic Department: 225-334-4578
LSU Sports Properties: 225-578-7169
Athletic Ticket Office: 225-578-2184
Radio: 225-578-1882
Television: 225-578-1797

The LSU Athletic Communications Office is located on the fifth floor of the LSU Athletic Administration Building in the west parking lot of Tiger Stadium.

Mailing Address

LSU Athletic Communications
Athletic Administration Building
Baton Rouge, La. 70803

Overnight Mailing Address

LSU Athletic Communications, Room 501
Athletic Administration Building
North Stadium Dr. at Nicholson Dr.
Baton Rouge, La. 70803
Kent Lowe email: clowe@lsu.edu
Kent Lowe cell: 225-241-4360
Facebook: www.facebook.com/LSUBasketball
Twitter: @LSUBasketball, @LSUKent,

LSU Sports TV Network



Inside LSU Basketball

Inside LSU Basketball presented by Community Coffee provides a behind-the-scenes look into the LSU basketball program. Each week LSU head coach Will Wade breaks down highlights, provides in-depth analysis, and profiles the 2020-21 Tigers. Inside LSU Basketball is syndicated weekly (see affiliates list) throughout the state of Louisiana and across the south on Bally Sports. Inside LSU Basketball debuts in December 2021 and runs through early March 2022.

2021-22 TV Affiliates

Baton Rouge	WBRZ-TV (ABC), Cox 4
Alexandria	KLAX-TV (ABC)
Monroe	KARD-TV (FOX)
New Orleans	WWL-TV (CBS)
Pensacola, FL	WFBD-TV
Shreveport	KSHV-TV
Regional	Bally Sports Southwest

Affiliates are subject to change. Visit LSUsports.net/tvaffiliates to view weekly air dates by affiliate.

LSU Sports Radio Network

Radio Network History

The LSU Sports Radio Network, a division of LSU Sports Properties, brings Tiger basketball to LSU fans and alumni around the world. With four 50,000-watt affiliates, three 100,000-watt FM stations and two clear-signal 50,000 watt AM stations, LSU Fighting Tiger Basketball is distributed by satellite throughout the South. The LSU Sports Radio Network is anchored by flagship WDGL Eagle 98.1 FM in Baton Rouge.

The LSU Sports Radio Network is one of the most progressive college radio networks in the country, utilizing an in-house radio studio to originate more than 250 live broadcasts of LSU football, men's and women's basketball, baseball and softball annually.

Eagle 98.1 is also the home of football and baseball. WYPY Talk 107.3 FM serves as a flagship station for women's basketball and softball.

In addition to live games, network programming includes a weekly live coaches' shows for football, men's and women's basketball, and baseball.

2021-22 Radio Network Affiliates

CITY	SHOWS	CALL LETTERS	FREQ.
Baton Rouge (flagship)	BB, WWS	WDGL-FM	98.1
Alexandria	BB, WWS	KSYL-AM	970
Bogalusa	BB, WWS	WBOX-FM	92.9
Jena	BB, WWS	KJNA-FM	102.7
Lafayette/Opelousas	BB, WWS	KLWB-FM	103.7
Lake Charles	BB, WWS	KXZZ-AM	1580
Leesville	BB, WWS	KJAE-FM	93.5
New Orleans	BB, WWS	WWL-AM/FM 870/105.3	
Ruston	BB, WWS	KRUS-AM	1490
Shreveport	BB, WWS	KWKH-AM	1130
Tylertown, Miss.	BB, WWS	WFCG-FM	107.3
Ville Platte	BB, WWS	KVPI-AM	1050
Conway/Little Rock, Ark.	BB, WWS	KASR-FM	92.7
Natchez, Miss.	BB, WWS	WQNZ-FM	95.1

Sirius/XM Satellite Radio BB Ch. 199, 200, 201

BB – LSU Basketball Games; WWS – The Will Wade Show; Affiliates subject to change. Visit LSUsports.net/radioaffiliates for updates.



The Will Wade Show

The Will Wade Show, a weekly one-hour radio program returns for the 2020-21 season. It is designed to give Tiger fans a chance to visit both live and by phone with LSU Coach Will Wade.

The show will be hosted this season by the Voice of the Tigers, Chris Blair. The show will be broadcast again this year from T. J. Ribs on Acadian Thruway.

Fans have the opportunity to come out and watch the show. There is also a call-in segment that features questions from listeners on the LSU Sports Radio Network, in the Geaux Zone at LSUsports.net and on Twitter.

The first show, with Coach Wade, is Nov. 29 and runs primarily on either Mondays or Wednesdays through the remainder of the regular season.



The Will Wade Radio Show is broadcast from T. J. Ribs on Acadian Thruway.



Former LSU Head Basketball Coach John Brady will join the Voice of the Tigers, Chris Blair, for their fifth year together on the broadcasts.