

KNOW  
DA  
VIBE

OUR CITY.  
OUR SCHOOL.  
OUR BOOT.  
BOOT UP.

LSU | BASKETBALL

2020-2021

# RECORD BOOK



YOU  
NOW  
DA  
VIBE

Baton  
Rouge

The  
Legends.

YOU  
KNOW  
DA  
VIBE

OUR CITY  
OUR SCHOOL  
OUR BOOT.  
BOOT UP.

OUR CITY  
OUR SCHOOL  
OUR BOOT.  
BOOT UP.

Baton  
Rouge



# Radio-TV Roster

**0**

**Mwani Wilkinson**

G • 6-5 • 215 • Fr.  
Las Vegas, Nevada



**15**

**Aundre Hyatt**

G • 6-6 • 225 • So.  
Bronx, New York



**1**

**Javonte Smart**

G • 6-4 • 205 • Jr.  
Baton Rouge, Louisiana



**21**

**Charles Manning, Jr.**

G • 6-5 • 205 • Sr.  
Riverhead, New York



**2**

**Trendon Watford**

F • 6-9 • 240 • So.  
Birmingham, Alabama



**22**

**Bryan Penn-Johnson**

C • 7-0 • 260 • So.  
Long Beach, California



**3**

**Jalen Cook**

G • 6-0 • 205 • Fr.  
Walker, Louisiana



**24**

**Cameron Thomas**

G • 6-4 • 210 • Fr.  
Chesapeake, Virginia



**4**

**Darius Days**

F • 6-7 • 245 • Jr.  
Raleigh, Florida



**25**

**Eric Gaines**

G • 6-2 • 155 • Fr.  
Lithonia, Georgia



**5**

**Parker Edwards**

G • 6-2 • 185 • So.  
Mandeville, Louisiana



**32**

**Shareef O'Neal**

F • 6-10 • 225 • So.  
Los Angeles, California



**10**

**Brandon Egemo**

G • 6-0 • 175 • Fr.  
Los Angeles, California



**34**

**Josh Gray**

C • 6-11 • 255 • Fr.  
Brooklyn, New York



**11**

**Josh LeBlanc, Sr.**

F • 6-7 • 230 • Jr.  
Baton Rouge, Louisiana



**Will Wade**

Head Coach • 4th Season



## 2020-21 LSU Basketball Schedule

DATE	OPPONENT	SITE	TIME
Nov. 26	SIU Edwardsville (Billiken Classic)	St. Louis, Missouri	TBD
Nov. 28	Saint Louis (Billiken Classic)	St. Louis, Missouri	TBD
Dec. 6	LOUISIANA TECH	Baton Rouge, Louisiana	TBD
Dec. 12	South Florida (Holiday Hoopsgiving)	Atlanta, Georgia	TBD
Dec. 16	UNO	Baton Rouge, Louisiana	TBD
Dec. 19	NORTH TEXAS	Baton Rouge, Louisiana	TBD
Dec. 22	VCU	Baton Rouge, Louisiana	TBD
Jan. 2	*at Florida	Gainesville, Florida	TBD
Jan. 6	*GEORGIA	Baton Rouge, Louisiana	TBD
Jan. 9	*at Missouri	Columbia, Missouri	TBD
Jan. 13	*ARKANSAS	Baton Rouge, Louisiana	TBD
Jan. 16	*SOUTH CAROLINA	Baton Rouge, Louisiana	TBD
Jan. 19	*ALABAMA	Baton Rouge, Louisiana	TBD
Jan. 23	*at Kentucky	Lexington, Kentucky	TBD
Jan. 26	*at Texas A&M	Bryan-College Station, TX	TBD
Jan. 30	TEXAS TECH (SEC/Big 12 Challenge)	Baton Rouge, Louisiana	TBD
Feb. 3	*at Alabama	Tuscaloosa, Alabama	TBD
Feb. 6	*FLORIDA	Baton Rouge, Louisiana	TBD
Feb. 10	*at Mississippi State	Starkville, Mississippi	TBD
Feb. 13	*TENNESSEE	Baton Rouge, Louisiana	TBD
Feb. 17	*at Ole Miss	Oxford, Mississippi	TBD
Feb. 20	*AUBURN	Baton Rouge, Louisiana	TBD
Feb. 23	*at Georgia	Athens, Georgia	TBD
Feb. 27	*at Arkansas	Fayetteville, Arkansas	TBD
Mar. 2	*VANDERBILT	Baton Rouge, Louisiana	TBD
<b>Mar. 10-14</b>	<b>SEC Tournament- Nashville, Tennessee</b>		

Home games in CAPS • Times are Central and Subject to Change

\*denotes SEC Games SECN+ = Streaming Broadcast

## 2019-20 LSU Basketball Results

DATE	OPPONENT	SCORE	PAID ATT.
Nov. 8	BOWLING GREEN	W, 88-79	9622
Nov. 13	at VCU	L, 82-84	7637
Nov. 16	NICHOLLS STATE	W, 75-65	8833
Nov. 19	UMBC	W, 77-50	8783
Nov. 22	vs. #15 Utah State (Jamaica Classic)	L, 78-80	1452
Nov. 24	vs. Rhode Island (Jamaica Classic)	W, 96-83	1653
Nov. 29	MISSOURI STATE	W, 73-58	9892
Dec. 3	UNO	W, 90-54	8608
Dec. 8	NORTHWESTERN STATE	W, 109-59	9483
Dec. 18	ETSU	L, 63-74	8556
Dec. 21	vs. USC (HOF Classic, Los Angeles, Staples Center)	L, 68-70	8296
Dec. 29	LIBERTY	W, 74-57	9193
Jan. 4	*at Tennessee	W, 78-64	18653
Jan. 8	*ARKANSAS	W, 79-77	8662
Jan. 11	*MISSISSIPPI STATE	W, 60-59	10364
Jan. 14	*at Texas A&M	W, 89-85 (ot)	7068
Jan. 18	*at Ole Miss	W, 80-76	8043
Jan. 21	*FLORIDA	W, 84-82	10479
Jan. 25	at Texas (Big 12/SEC Challenge)	W, 69-67	11287
Jan. 29	*ALABAMA	W, 90-76	10871
Feb. 1	*OLE MISS	W, 73-63	11112
Feb. 5	*at Vanderbilt	L, 90-99	9256
Feb. 8	*#11 at Auburn	L, 90-91 (ot)	9121
Feb. 11	*MISSOURI	W, 82-78	10990
Feb. 15	*at Alabama	L, 82-88	12479
Feb. 18	*#10 KENTUCKY	L, 76-79	13260
Feb. 22	*at South Carolina	W, 86-80	15979
Feb. 26	*at Florida	L, 66-81	10002
Feb. 29	*TEXAS A&M	W, 64-50	10889
March 4	*at Arkansas	L, 90-99	15169
March 7	*GEORGIA	W, 64-50	11697

### SEC Tournament-Nashville, Tennessee

Cancelled due to Pandemic

### NCAA Tournament

Cancelled due to Pandemic

# Table of Contents

## Intro

1	2020-21 Schedule/2019-20 Results
2	Contents/Credits
3	Preseason Notes
4	Quick Facts
5	2020-21 Roster
6	Career Season Stats of Returnees
7	Career Game-by-Game Stats of Returnees

## Head Coach

10	Head Coach Will Wade Stats and Facts
----	--------------------------------------

## Review

12	2019-20 Stats
13	2019-20 Scores
14	Former Players Stats from 2019-20
15	2019-20 Box Scores
21	2019-20 Superlatives
22	2019-20 Team/Opp. Game-by-Game Statistics
23	2019-20 Starting Lineups

## Preview

24	Series Record vs. 2020-21 Opponents
25	2021 SEC Tournament
26	LSU SEC Tournament History

## Records

27	Scoring Records
28	Field Goal Records
29	3 PT Field Goal Records
30	Free Throw Records
31	Rebound Records
32	Assist Records
33	Block Records
34	Steal Records
35	Minutes, Games Played Records
36	Miscellaneous Records
39	Maravich Center Records
42	Team Single Game Records
43	Team Single Season Records
44	Opponent Team, Individual Records
45	Yearly Leaders
48	1000-Point Club
50	500-Rebound Club
51	200-Assist Club
52	100-Steal Club
53	1000-500-200-100 Club
54	Records by Class
55	30-20-10 Club
58	20-10 Games
59	Most 30-20-10 Games
60	Will Wade Era Individual Records
63	Will Wade Era Team Records
65	SEC Tournament Records

67	NCAA Tournament Records
69	NIT Records
70	Yearly Records/Milestones
71	Home/Away-Neutral Win Streaks
72	Year-by-Year, Game-by-Game

## History

83	Series Records
93	Regular Season Tournaments
95	LSU in The Post-Season
99	Record vs. Conferences
100	LSU vs. Each State
101	LSU in the Polls
107	Year-by-Year Individual/Team Statistics
121	Yearly Starting Lineups
123	100-Point Games
124	Overtime Games
126	Comeback Wins
127	Buzzer Beaters/Biggest Wins

## LSU

128	All-Americans, SEC POY, SEC FOY
129	Bob Pettit
130	Pete Maravich
131	Shaquille O'Neal
132	Rudy Macklin
133	Mahmoud Abdul-Rauf
134	Malcolm "Sparky" Wade/Bobby Lowther
135	Glen Davis/Ben Simmons
136	SEC First Team
137	SEC Second and Third Team
138	All-SEC Tournament/Academic/Community
139	Lettermen
143	Jersey Numbers
146	Maravich Center
148	Maravich Center Practice Facility
150	Maravich Center Won-Lost Records
151	Maravich Center Attendance
152	1935 National Champions
153	Final Four Legacy
154	40 years later -- 1981 Final Four team
155	35 years later -- 1986 Final Four team
156	15 years later -- 2006 Final Four team
157	Final Four Coaches
160	Coaches of the SEC Era
161	All-Time Coaches Records
162	Championship Basketball
164	Championship Teams
166	Tigers in the NBA
170	LSU/Louisiana Hall of Fame/ Louisiana Honors
172	Media Guidelines
173	LSU Radio/TV Network/Will Wade Show

## LSUSPORTS.NET/MEDIA

### CREDENTIALS

Credentials for LSU home games are issued to working media only. Because of severe space limitations and demand, individual game credentials must be requested one week prior to the date of the game.

### GAME NOTES

Media and fans can access the current media guide, updated statistics and game notes all in one location at [www.LSUsports.net/media](http://www.LSUsports.net/media). Each category is updated daily throughout the season.

### VIDEO

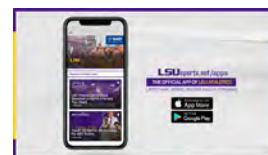
Members of the media may request video from LSU Athletics. Inquiries can be emailed to [clowe@lsu.edu](mailto:clowe@lsu.edu).

### PHOTOS

Members of the media may request photos by emailing [photo@lsu.edu](mailto:photo@lsu.edu). Digital photos on [LSUsports.net](http://LSUsports.net), the official website, are the property of LSU Athletics and should not be used without expressed written consent of LSU Athletics Creative Services.

### LOGOS

Logo requests can be submitted to [creative@lsu.edu](mailto:creative@lsu.edu). All requests are subject to review and approval under the university's trademark licensing and multimedia rights holder guidelines. Please refer to [LSUsports.net/brand](http://LSUsports.net/brand).



The official LSUsports Mobile apps are available in the Apple iTunes Store and on Google Play. Follow the Tigers on your smart phone, or upgrade to the LSUsports Mobile + app to listen live and watch video highlights.



## Credits

### Editor

C. Kent Lowe, Christian Verde

### Layout & Design

Jason Feirman, Christian Verde, Madison Leaville; Judy Willson

### Assistant Editors

Bill Franques, Michael Bonnette

### Photography

Chris Parent, Gus Stark, Philip Cancilleri, Kyle Zedaker, Madeline VeZain, Bridgette Hogan, MG Miller, Hilary Scheinuk, Martin McCallister, Jim Zeitz, Eddy Perez, Bill Feig, NBA Photos (Andrew Bernstein, Sam Forenich, Glenn James, Kim Stallknecht, Steve Waltman, Jeff Vinnick), and Getty Images.

© COPYRIGHT LOUISIANA STATE UNIVERSITY®

The 2020-21 LSU Basketball Record Book was written by the LSU Athletics Communications Office and designed by LSU Creative Services. All text and photo content is property of Louisiana State University and LSU Athletics and cannot be reproduced without permission from LSU Athletics Communications.

In recent years, some information that was once printed exclusively in LSU Athletics media guides has moved to the department's official website, [LSUsports.net](http://LSUsports.net). Visit the basketball homepage to find such information.



# LSU Basketball Preseason Notes

- The LSU men's basketball team had another good season, finishing in a tie for second in the Southeastern Conference with a 12-6 record and 21-10 overall. LSU was in position for its second consecutive NCAA Tournament bid for the first time 2005-2006.
- The Tigers have now won 28 SEC games in the last two seasons, 16 in 2019 and 12 more in 2020. LSU was 9-0 on the road in league play and posted 12 consecutive road wins over the two seasons ... LSU was 8-1 at home in the league in 2020, tied for the most home wins in the SEC.
- LSU was one day away from playing its quarterfinal game as the No. 3 seed in the SEC Tournament at Bridgestone Arena in Nashville when the tournament and all of college basketball was halted by the pandemic. The opening playing date for basketball resuming for the 2020-21 season is Nov. 25. It is expected that the first Southeastern Conference game will be played in late December with approximately eight non-conference games possibly to be schedule.
- It has been since the 1994-95 season that LSU has started its season as late as Nov. 25 or later. In 1994-95, LSU opened against Southeastern on Nov. 25, Nov. 26 against Texas in 1993-94; and, Dec. 1 in 1992-93 against McNeese State ... The Tigers also started the 1988-89 season on Nov. 25 and the 1987-88 season on Dec. 4.
- There are several different jersey numbers among the returnees this year -- Darius Days will pick up Skylar Mays' 4 jersey after a season as 0. In fact, Days will wear a different number for the third straight season ... Freshman Mwani Wilkinson will inherit the "0" number this season ... Sophomore walk-on Parker Edwards will take No. 5 this season, with freshman Jalen Cook wearing No. 3 ... Charles Manning, Jr., who wore No. 11 in 2019-20, will wear No. 21 this season. Josh LeBlanc, the Baton Rouge native who transferred from Georgetown, will be No. 11.
- UCLA transfer Shareef O'Neal, the son of the legendary LSU and NBA star, Shaquille O'Neal, will wear 32 this year and when you think about it, there are a number of things to consider with his number choice:
  - (1) His dad wore No. 32 when he was the center for the Orlando Magic in the first stop on his NBA career and later with the Miami Heat and Phoenix Suns.
  - (2) The younger O'Neal was very close to the late Kobe Bryant and of course Kobe's two NBA numbers were 8 and 24 which also add up to 32.
- Shareef and his father will become the latest in a line of father-son combinations that have played for the LSU Purple and Gold:
  - Geert and Shane Hamminck
  - Josh and Pete Maravich.
  - Shaquille and Shareef O'Neal.
  - Al, Jr. and Al "Apple" Sanders III
  - Wayne and Wayde Sims.
  - Collis, Jr., Collis III and Garrett Temple.
  - Bobby and John Tudor
  - Rick and Paul Wolfert.
- There will be a couple of bench changes as Bill Armstrong has been promoted to Associate Head Coach for the 2020-21 season and returning to the bench as an on-floor coach this year will be Kevin Nickelberry, who last season served as assistant to the head coach. Nickelberry has been on basketball coaching staffs for some 20 years, including a combined 12 years as head coach at Hampton and Howard ... Vernon Hamilton, who comes to LSU after coaching in the Korean Basketball League and with time in player development for the Dallas Mavericks, will take over the position as assistant to the head coach.
- LSU returns three starters from a season ago that each started 30 of the 31 games -- sophomore Trendon Watford and juniors Javonte Smart and Darius Days ... Watford averaged 13.6 points and 7.2 rebounds, Smart 12.5 points, 3.5 rebounds and 4.2 assists, and, Days 11.1 points and 6.8 rebounds.
- LSU returns 45.7 percent of its offensive production (45.1 points of an 80.5 season average; 20.7 of a 39.7 team rebound average (53.1%) and 57.0 percent of assists (227 of 398 total).
- Offensively, LSU had one of the most efficient offenses in February and March at 1.13 points per possession. According to NCAA.com, only Gonzaga (1.19) and Creighton (1.15) had higher points per possession levels during Feb./March.
- Jon Rothstein in his September list of 25 impactful freshman listed Cameron Thomas as part of the group. Rothstein said in part: "Look for the 6-3 Thomas to form a potent combination in the Tigers' backcourt with veteran playmaker Javonte Smart ... "Smart did a little bit of everything his sophomore campaign, averaging 12.5 points, 1.1 steals and 4.2 assists per game."
- Speaking of Smart, Andy Katz on the March Madness 365 podcast broke down the best playmakers heading into the 2020-21 season and included in that list was the Baton Rouge native.
- When the Tigers get to play in the Pete Maravich Assembly Center this season, it will mark the 50th season of men's basketball play in the building ... The Tigers first played a game in the then LSU Assembly Center on Jan. 3, 1972 against Vanderbilt, losing 80-73 before picking up its first win three days later against Georgetown, 90-71.
- The Tigers have won 579 games in the first 49 years of play in the Assembly Center ... Ironically, LSU's first victory at home this coming season will be the 1,000th on-court win dating back to the start of LSU basketball when LSU won four home games during the 1908-09 season ... Back then LSU was 18-0 in its first four years of play at home ... LSU was last unbeaten at home in the Final Four season of 1980-81 ... LSU is 44-8 in Coach Will Wade's three years at the Maravich Center.

# Quick Facts

## LSU Men's Basketball Coaching Staff

NAME	POSITION	ALMA MATER	YEAR AT LSU
<b>Head Coach:</b>	Will Wade	Clemson, '05	4th year at LSU
<b>Associate Head Coach:</b>	Bill Armstrong	UAB, '01	4th year at LSU
<b>Assistant Coach:</b>	Tasmin Mitchell	LSU, '10	4th year at LSU (2nd as AC)
<b>Assistant Coach:</b>	Kevin Nickelberry	Virginia Wesleyan '86	2nd year at LSU (1st as AC)
<b>Director of Operations:</b>	Nelson Hernandez	Utah State, '13	4th year at LSU
<b>Coordinator of Operations:</b>	LeBrent Walker	Washington Adventist, '18	3rd year at LSU (1st as Coordinator)
<b>Assistant to the Head Coach:</b>	Vernon Hamilton	Clemson, '07	1st year at LSU
<b>Basketball Trainer:</b>	Shawn Eddy	West Virginia, '94	16th year men's basketball (25th at LSU)
<b>Strength &amp; Conditioning:</b>	Greg Goldin	Canisius, '11	4th year at LSU
<b>Director Video Operations:</b>	Tyrone Green	VCU '19	2nd year at LSU
<b>Administrative Assistant:</b>	Brittany Carvalhido	Oklahoma St. '05	11th year men's basketball (13th at LSU)

### Basketball Facts

Head Coach:	Will Wade
Alma Mater/Year:	Clemson, '05
Career Record:	155-75
Years as Head Coach:	Entering 8th year
Years at LSU:	Entering 4th year
LSU's 2019-20 Record:	21-10 overall, 12-6 SEC (T2)
Associate Head Coach:	Bill Armstrong
Assistant Coach:	Tasmin Mitchell
Assistant Coach:	Kevin Nickelberry
Director of Operations:	Nelson Hernandez
Coordinator of Operations:	LeBrent Walker

### University Facts

Location:	Baton Rouge, La.
Founded:	1860
Enrollment:	34,290
Nickname:	Tigers or Fighting Tigers
Colors:	Purple and Gold
Print specifications:	Purple-PMS 268, Gold-PMS 123
Mascot:	Mike VII (live Bengal tiger)
Arena:	Pete Maravich Assembly Center
Capacity:	13,215
Year Opened:	1972
All-Time Record in PMAC:	579-197 (49 years)
Conference:	Southeastern
Band:	Bengal Brass Basketball Band

### University Administration

President/Chancellor:	Dr. F. King Alexander (St. Lawrence, '87)
Faculty Representative:	Dr. Lori Martin (Fordham)

### Athletics Department

Athletics Director:	Scott Woodward (LSU, '85)
Chief of Staff:	Andrea Tepe (Miami, Ohio, '08)
Interim Sr. Advisor to AD:	LaKeitha Poole (Florida, State, '09)
Executive Deputy Director of Athletics:	Verge Ausberry (LSU, '90)
Executive Deputy Director of Athletics/COO:	Stephanie Rempé (Arizona, '93)
Sr. Associate AD/Compliance, Planning:	Bo Bahnsen (LSU, '82)
Sr. Associate AD/Facility Management:	Dan Gaston (Washington, '03)
Sr. Associate AD/Health, Wellness:	Shelly Mullenix (Florida State, '91)
Sr. Associate AD/Sr. Woman Administrator:	Miriam Segar (LSU, '94)
Associate AD/Communications:	Michael Bonnette (LSU, '93)
Associate AD/Ticket Sales & Operations:	Brian Broussard (LSU, '93)
Associate AD/Administration:	John Daniel (LSU, '10)
Associate AD/Compliance:	Matt Jakoubek (Northern Iowa, '00)
Associate AD/Fiscal Operations:	Neal Lamonica (LSU, '98)
Associate AD/Business & Finance:	Matthew LaBorde (LSU, '08)
Assistant AD/Marketing:	Dave Haskin (St. Olaf, '01)
Assistant AD/Human Resources:	Wendy Nall (Southeastern, '00)
Assistant AD/Compliance:	Blair Napolitano (LSU, '05)
Assistant AD/Television Operations:	Kevin Wagner (LSU, '80)

### Communications

Associate AD/Communications:	Michael Bonnette (LSU, '93)
Senior Associate Director (Basketball):	Kent Lowe (LSU-Shreveport, '79)
Senior Associate Director:	Bill Franques (LSU, '85)
Associate Director:	Judy Willson (Geneva, '88)
Assoc. Director Creative & Digital Content:	Brandon Berrio (LSU, '15)
Assistant Director:	Chelsey Chamberlain (Pacific (Ore.), '12)
Assistant Director:	Aaron Hyder (Middle Tennessee, '14)
Digital Media Writer:	Cody Worsham (LSU, '11)
Executive Director Creative Content:	Emily Dixon (LSU, '09)
Coordinator of Creative & Digital Content:	Matt Tornquist (Purdue, '17)
Administrative Specialist:	Pam LeBlanc

### Creative Services

Executive Director:	Jason Feirman (LSU, '00)
Creative Services Coordinator:	Lindsey Thompson (Bowling Green, '15)
Creative Services Coordinator:	Madison Leavelle (Alabama, '14)
Graphic Design Coordinator:	Stephanie Lyles (LSU, '10)
Photography Manager:	Chris Parent (LSU, '15)
Photography Coordinator:	Gus Stark (LSU, '18)

### LSU Sports Productions

Director of Media Production:	David Landry (LSU, '90)
Director of Video Boards/Live Events:	Lee Scioneaux (LSU, '90)
Production Specialist:	Josh Green (LSU, '09)

### LSU Sports Radio Network

Director of Broadcasting:	Chris Blair (Lander, '97)
---------------------------	---------------------------

### Interactive

Director of Multimedia:	Todd Politz (LSU, '99)
-------------------------	------------------------

### Media Information

Men's Basketball SID:	Kent Lowe
SID Office Phone:	225-578-8226
Lowe's Office Phone:	225-578-1864
Lowe's Cell Phone:	225-241-4360
Lowe's E-Mail Address:	clowe@lsu.edu
Lowe's Twitter:	@LSUkent
LSU website:	www.LSUsports.net
Press Row Phone:	225-578-8226
SID Mailing Address:	Athletics Administration Building Baton Rouge, LA 70803

### Athletics Phone Directory (225 area code)

Athletics Department:	578-8100
Athletics Director:	578-3600
Senior Women's Administrator:	578-1888
Student Services:	578-4100
Marketing and Promotions:	578-6629
Internal Operations:	578-6603
Business Office:	578-6783
Ticket Office:	578-2184
Men's Basketball Office:	578-8217





## 2020-21 LSU Men's Basketball Team

### Alphabetical

NO.	NAME	POS.	HT.	WT.	YR.	EXP.	HOMETOWN (PREVIOUS SCHOOL)
3	Jalen Cook	G	6-0	205	Fr.	HS	Walker, Louisiana (Walker HS)
4	Darius Days	F	6-7	245	Jr.	2L	Raleigh, Florida (IMG Academy)
5	Parker Edwards	G	6-2	185	So.	RS	Covington, Louisiana (Saint Paul's; Southeastern)
10	Brandon Egemo	G	6-0	175	Fr.	HS	Los Angeles, California (University HS)
25	Eric Gaines	G	6-2	155	Fr.	HS	Lithonia, Georgia (Lithonia HS)
34	Josh Gray	C	6-11	255	Fr.	HS	Brooklyn, New York (Putnam Science Academy)
15	Aundre Hyatt	F	6-6	225	So.	1L	Bronx, New York (Miller School)
11	Josh LeBlanc	F	6-7	230	Jr.	TR	Baton Rouge, Louisiana (Madison Prep; Georgetown)
21	Charles Manning, Jr.	G	6-5	205	Sr.	1L	Riverhead, New York (Combine Academy; Florida Southwestern State)
32	Shareef O'Neal	F	6-10	225	So.	TR	Los Angeles, California (Crossroads School; UCLA)
22	Bryan Penn-Johnson	C	7-0	260	So.	TR	Long Beach, California (Wasatch Academy; Washington)
1	Javonte Smart	G	6-4	205	Jr.	2L	Baton Rouge, Louisiana (Scotlandville Magnet HS)
24	Cameron Thomas	G	6-4	210	Fr.	HS	Chesapeake, Virginia (Oak Hill Academy)
2	Trendon Watford	F	6-9	240	So.	1L	Birmingham, Alabama (Mountain Brook HS)
0	Mwani Wilkinson	F	6-5	215	Fr.	HS	Las Vegas, Nevada (Bishop Gorman HS)

### Numerical

NO.	NAME	POS.	HT.	WT.	YR.	EXP.	HOMETOWN (PREVIOUS SCHOOL)
0	Mwani Wilkinson	F	6-5	215	Fr.	HS	Las Vegas, Nevada (Bishop Gorman HS)
1	Javonte Smart	G	6-4	205	Jr.	2L	Baton Rouge, Louisiana (Scotlandville Magnet HS)
2	Trendon Watford	F	6-9	240	So.	1L	Birmingham, Alabama (Mountain Brook HS)
3	Jalen Cook	G	6-0	205	Fr.	HS	Walker, Louisiana (Walker HS)
4	Darius Days	F	6-7	245	Jr.	2L	Raleigh, Florida (IMG Academy)
5	Parker Edwards	G	6-2	185	So.	RS	Covington, Louisiana (Saint Paul's; Southeastern)
10	Brandon Egemo	G	6-0	175	Fr.	HS	Los Angeles, California (University HS)
11	Josh LeBlanc	F	6-7	230	Jr.	TR	Baton Rouge, Louisiana (Madison Prep; Georgetown)
15	Aundre Hyatt	F	6-6	225	So.	1L	Bronx, New York (Miller School)
21	Charles Manning, Jr.	G	6-5	205	Sr.	1L	Riverhead, New York (Combine Academy; Florida Southwestern State)
22	Bryan Penn-Johnson	C	7-0	260	So.	TR	Long Beach, California (Wasatch Academy; Washington)
24	Cameron Thomas	G	6-4	210	Fr.	HS	Chesapeake, Virginia (Oak Hill Academy)
25	Eric Gaines	G	6-2	155	Fr.	HS	Lithonia, Georgia (Lithonia HS)
32	Shareef O'Neal	F	6-10	225	So.	TR	Los Angeles, California (Crossroads School; UCLA)
34	Josh Gray	C	6-11	255	Fr.	HS	Brooklyn, New York (Putnam Science Academy)

### Coaching Staff

<b>Head Coach:</b>	Will Wade	Clemson, '05	4th year at LSU
<b>Associate Head Coach:</b>	Bill Armstrong	UAB, '01	4th year at LSU (1st as AHC)
<b>Assistant Coach:</b>	Kevin Nickelberry	Virginia Wesleyan, '86	2nd year at LSU (1st as AC)
<b>Assistant Coach:</b>	Tasmin Mitchell	LSU, '10	4th year at LSU (2nd as AC)
<b>Director of Operations:</b>	Nelson Hernandez	Utah State, '13	4th year at LSU
<b>Coordinator of Operations:</b>	LeBrent Walker	Washington Adventist, '18	3rd year at LSU
<b>Assistant to Head Coach:</b>	Vernon Hamilton	Clemson, '07	1st year at LSU
<b>Basketball Trainer:</b>	Shawn Eddy	West Virginia, '94	16th year men's basketball
<b>Strength &amp; Conditioning:</b>	Greg Goldin	Canisius, '11	4th year at LSU
<b>Director Video Operations:</b>	Tyrone Green	VCU, '19	2nd year at LSU
<b>Administrative Assistant:</b>	Brittany Carvalho	Oklahoma St. '05	10th year men's basketball

### Pronunciation

Aundre -- An-dre
Ja'vonte -- Juh-von-tay
Watford -- What-Ford
Mwani -- Ma-wahnee
Carvalho - Carv-eh-lee-doe

# Career Season Stats Of Returnees

## Darius Days \* Raleigh, Florida \* Junior

YEAR	GP-GS	MIN-AVG	FG-FGA	FG%	3FG-FGA	3FG%	FT-FTA	FT%	REB-AVG	PF-DQ	A	TO	BLK	ST	PTS-AVG
2018-19	35-3	510/14.6	66-136	.485	26-68	.382	26-35	.743	140-4.0	94-3	13	17	11	26	184-5.3
2019-20	31-30	729/23.5	125-257	.486	39-132	.295	55-70	.786	212-6.8	90-6	25	31	10	18	344-11.1
<b>TOTALS</b>	<b>66-33</b>	<b>1239/18.8</b>	<b>191-393</b>	<b>.486</b>	<b>65-200</b>	<b>.325</b>	<b>81-105</b>	<b>.771</b>	<b>352-5.3</b>	<b>184-9</b>	<b>38</b>	<b>48</b>	<b>21</b>	<b>44</b>	<b>528-8.0</b>

## Aundre Huatt \* Bronx, New York \* Sophomore

YEAR	GP-GS	MIN-AVG	FG-FGA	FG%	3FG-FGA	3FG%	FT-FTA	FT%	REB-AVG	PF-DQ	A	TO	BLK	ST	PTS-AVG
2019-20	29-2	317-10.9	20-68	.294	12-50	.240	4-4	1.000	58-2.0	28-0	7	10	8	11	56-1.9
<b>TOTALS</b>	<b>29-2</b>	<b>317-10.9</b>	<b>20-68</b>	<b>.294</b>	<b>12-50</b>	<b>.240</b>	<b>4-4</b>	<b>1.000</b>	<b>58-2.0</b>	<b>28-0</b>	<b>7</b>	<b>10</b>	<b>8</b>	<b>11</b>	<b>56-1.9</b>

## Charles Manning, Jr. \* Riverhead, New York \* Senior

YEAR	GP-GS	MIN-AVG	FG-FGA	FG%	3FG-FGA	3FG%	FT-FTA	FT%	REB-AVG	PF-DQ	A	TO	BLK	ST	PTS-AVG
2018-19	19-3	430/22.6	60-120	.500	13-32	.406	17-25	.680	60-3.2	33-0	20	20	20	10	150-7.9
<b>TOTALS</b>	<b>19-3</b>	<b>430/22.6</b>	<b>60-120</b>	<b>.500</b>	<b>13-32</b>	<b>.406</b>	<b>17-25</b>	<b>.680</b>	<b>60-3.2</b>	<b>33-0</b>	<b>20</b>	<b>20</b>	<b>20</b>	<b>10</b>	<b>150-7.9</b>

## Javonte Smart \* Baton Rouge, Louisiana \* Junior

YEAR	GP-GS	MIN-AVG	FG-FGA	FG%	3FG-FGA	3FG%	FT-FTA	FT%	REB-AVG	PF-DQ	A	TO	BLK	ST	PTS-AVG
2018-19	34-18	1015/29.9	131-356	.368	41-132	.311	73-87	.839	111-3.3	57-1	81	63	4	44	376-11.1
2019-20	31-30	1059/34.2	142-342	.415	46-141	.326	57-70	.814	109-3.5	55-1	129	70	5	33	387-12.5
<b>TOTALS</b>	<b>65-48</b>	<b>2074/31.9</b>	<b>273-698</b>	<b>.391</b>	<b>87-273</b>	<b>.319</b>	<b>130-157</b>	<b>.828</b>	<b>220-3.4</b>	<b>112-2</b>	<b>210</b>	<b>133</b>	<b>9</b>	<b>77</b>	<b>763-11.7</b>

## Trendon Watford \* Birmingham, Alabama \* Sophomore

YEAR	GP-GS	MIN-AVG	FG-FGA	FG%	3FG-FGA	3FG%	FT-FTA	FT%	REB-AVG	PF-DQ	A	TO	BLK	ST	PTS-AVG
2019-20	31-30	977/31.5	157-321	.489	18-67	.269	89-132	.674	224-7.2	67-1	53	82	22	27	421-13.6
<b>TOTALS</b>	<b>31-30</b>	<b>977/31.5</b>	<b>157-321</b>	<b>.489</b>	<b>18-67</b>	<b>.269</b>	<b>89-132</b>	<b>.674</b>	<b>224-7.2</b>	<b>67-1</b>	<b>53</b>	<b>82</b>	<b>22</b>	<b>27</b>	<b>421-13.6</b>

COMPLETE BIOS and UPDATED STATISTICS THROUGHOUT THE YEAR FOR LSU PLAYERS CAN BE FOUND AT [LSU-SPORTS.NET](http://LSU-SPORTS.NET) on the BASKETBALL ROSTER PAGE.



# Career Game-by-Game Statistics

## Darius Days (2019-20, So.)

Opponent	Min.	FG	3FG	FT	REB	PF	A	TO	BLK	STL	PTS
BOWLING GREEN *	21	5-8	2-3	1-1	7	4	0	2	0	0	13
at VCU *	24	4-4	2-2	0-0	4	5	2	0	1	0	10
NICHOLLS STATE *	35	7-12	1-6	2-2	11	3	0	2	0	1	17
UMBC *	21	4-10	0-5	2-3	10	3	2	1	0	0	10
vs. Utah State*	32	6-8	2-4	0-2	7	4	2	0	1	0	14
vs. Rhode Island *	27	6-8	2-4	2-2	9	2	2	0	0	0	16
MISSOURI STATE *	30	7-13	2-8	4-4	10	4	0	0	0	0	20
UNO *	27	5-8	0-2	2-2	10	0	2	0	0	0	12
NORTHWESTERN STATE *	24	4-10	3-7	5-6	6	0	2	0	1	0	16
ETSU *	29	1-5	0-3	2-2	5	2	2	1	2	1	4
vs. USC *	26	5-14	0-5	2-3	11	3	0	1	0	0	12
LIBERTY *	21	6-11	1-3	1-1	3	1	1	0	0	0	14
at Tennessee *	29	3-9	1-5	0-0	11	2	2	2	0	1	7
ARKANSAS *	28	6-8	2-3	2-5	16	2	0	1	0	0	16
MISSISSIPPI STATE *	33	0-6	0-6	3-6	8	4	0	1	2	3	3
at Texas A&M *	21	6-11	2-6	2-2	6	5	1	2	0	0	16
at Ole Miss *	16	1-2	1-2	0-0	3	5	1	3	0	0	3
FLORIDA *	26	3-10	0-5	4-4	8	1	0	1	0	1	10
at Texas *	29	3-8	2-7	0-0	4	2	0	1	0	1	8
ALABAMA *	16	5-11	2-5	0-0	4	4	0	1	1	0	12
OLE MISS *	21	3-5	1-2	1-2	4	3	0	2	0	0	8
at Vanderbilt *	19	3-5	0-2	3-4	5	4	1	1	0	0	9
at Auburn *	26	7-13	3-8	2-3	7	5	1	2	0	1	19
MISSOURI *	24	5-9	1-3	9-9	10	3	1	1	2	1	20
at Alabama *	14	2-5	0-2	2-2	5	5	0	0	0	0	6
KENTUCKY *	27	5-14	1-3	2-2	11	3	0	3	0	2	13
at South Carolina *	25	6-8	4-6	2-2	9	2	1	1	0	5	18
at Florida *	17	2-8	2-6	0-0	0	2	0	1	0	0	6
TEXAS A&M *	29	3-11	2-8	0-1	5	2	2	0	0	1	8
at Arkansas *	11	2-3	0-1	0-0	3	5	0	1	0	0	4
GEORGIA	1	0-0	0-0	0-0	0	0	0	0	0	0	0
<b>TOTALS</b>	<b>729</b>	<b>125-257</b>	<b>39-132</b>	<b>55-70</b>	<b>212</b>	<b>90</b>	<b>25</b>	<b>31</b>	<b>10</b>	<b>18</b>	<b>344</b>

## Darius Days (2018-19, Fr.)

Opponent	Min.	FG	3FG	FT	REB	PF	A	TO	BLK	STL	PTS
Southeastern Louisiana	21	3-7	1-4	4-4	5	3	2	0	0	1	11
UNCG	13	2-3	1-2	4-4	2	1	1	0	0	0	9
MEMPHIS	16	3-5	1-3	0-0	6	2	0	1	2	1	7
LOUISIANA TECH	19	0-2	0-1	0-0	3	1	0	0	2	0	0
vs. Charleston	12	3-3	0-0	0-0	6	4	0	1	0	0	6
vs. Florida State	16	1-4	0-1	2-2	6	1	0	1	0	0	4
vs. Oklahoma State	17	2-4	0-0	3-4	4	1	1	0	0	3	7
GRAMBLING STATE *	25	5-8	1-3	2-4	9	2	1	1	0	3	13
INCARNATE WORD*	20	3-7	1-3	2-2	8	4	0	1	2	0	9
at Houston *	15	3-6	1-3	0-0	3	5	1	0	0	0	7
vs. Saint Mary's	13	0-1	0-1	0-0	2	3	0	0	0	2	0
FURMAN	16	2-2	0-0	0-0	5	2	0	1	0	3	4
ULM	21	4-6	1-2	0-0	6	3	0	0	0	1	9
ALABAMA	20	5-10	3-4	1-2	3	4	0	1	0	0	14
at Arkansas	12	0-4	0-3	0-0	2	3	0	1	1	1	0
at Ole Miss	13	0-1	0-0	0-0	3	3	1	2	0	1	0
SOUTH CAROLINA	16	1-2	1-2	2-2	2	5	0	1	0	1	5
GEORGIA	20	1-5	0-3	1-1	4	1	0	0	1	1	3
at Mizzou	8	0-2	0-2	0-0	3	5	1	1	1	1	0
at Texas A&M	15	4-7	1-2	0-0	8	2	0	0	1	1	9
ARKANSAS	13	0-4	0-3	0-0	7	3	0	1	0	0	0
at Miss. State	8	0-1	0-0	0-0	1	1	0	1	0	0	0
AUBURN	13	3-4	2-3	0-0	1	1	0	0	0	0	8
at Kentucky	9	1-1	1-1	0-0	3	4	0	0	0	0	3
at Georgia	9	1-2	0-0	0-0	1	4	1	0	0	0	2
FLORIDA	11	4-5	0-1	1-2	4	0	0	0	0	0	9
TENNESSEE	21	3-5	2-4	1-1	4	5	0	1	0	2	9
TEXAS A&M	11	0-1	0-1	0-0	1	3	0	1	0	1	0
at Alabama	17	2-4	1-2	0-3	8	4	0	0	0	0	5
at Florida	6	1-2	0-1	0-0	3	4	0	0	0	1	2
VANDERBILT	21	5-9	5-6	0-0	4	4	2	0	1	1	15
vs. Florida (SECT)	4	0-2	0-2	0-0	2	3	0	0	0	0	0
vs. Yale (NCAAT)	9	0-1	0-1	0-0	3	0	0	0	0	1	0
vs. Maryland (NCAAT)	15	3-4	2-2	2-2	5	1	1	1	0	0	10
vs. Michigan State (NCAAT)	15	1-2	1-2	1-2	3	2	1	0	0	0	4
<b>TOTALS</b>	<b>510</b>	<b>66-136</b>	<b>26-88</b>	<b>26-35</b>	<b>140</b>	<b>94</b>	<b>13</b>	<b>17</b>	<b>11</b>	<b>26</b>	<b>184</b>

## Aundre Hyatt (2019-20, Fr.)

Opponent	Min.	FG	3FG	FT	REB	PF	A	TO	BLK	STL	PTS
BOWLING GREEN	6	1-1	0-0	0-0	3	0	0	0	1	0	2
at VCU	14	0-4	0-3	0-0	7	4	0	0	0	1	0
NICHOLLS STATE	5	0-1	0-1	0-0	0	0	0	1	0	0	0
UMBC	15	0-5	0-5	0-0	5	1	0	0	0	0	0
vs. Utah State	1	0-0	0-0	0-0	0	1	0	1	0	0	0
vs. Rhode Island	7	0-1	0-1	0-0	0	0	1	0	0	0	0
MISSOURI STATE	6	0-1	0-1	0-0	2	1	2	1	1	0	0
UNO	16	1-3	1-3	0-0	0	1	0	0	0	0	3
NORTHWESTERN STATE	20	3-7	2-6	2-2	4	3	0	1	0	2	10
ETSU	4	1-2	0-1	0-0	0	0	0	0	0	1	2
vs. USC	4	0-0	0-0	0-0	1	0	0	0	0	0	0
LIBERTY	12	2-3	2-2	0-0	2	2	0	1	1	0	6
at Tennessee	8	0-1	0-1	0-0	0	0	0	0	0	0	0
ARKANSAS	12	1-5	0-2	0-0	3	0	0	0	1	0	2
MISSISSIPPI STATE	4	0-1	0-1	0-0	1	0	0	0	0	0	0
at Texas A&M	19	1-3	1-3	0-0	6	1	0	0	1	0	3
at Ole Miss	17	2-3	2-3	0-0	3	0	0	0	0	0	6
FLORIDA	10	0-0	0-0	0-0	1	1	0	0	0	0	0
at Texas	14	2-4	2-3	0-0	1	1	2	2	0	1	6
ALABAMA	22	2-4	0-2	0-0	5	0	0	0	1	2	4
OLE MISS	22	1-6	0-2	0-0	5	0	1	0	0	0	2
at Vanderbilt	12	0-1	0-1	0-0	3	2	0	1	0	0	0
at Auburn	10	0-1	0-1	0-0	0	1	1	0	0	0	0
MISSOURI	7	0-2	0-2	0-0	0	0	0	0	0	0	0
at Alabama	11	0-1	0-0	0-0	2	1	0	0	0	2	0

# Career Game-by-Game Statistics

at South Carolina *	13	1-2	1-2	0-0	0	3	0	1	0	1	3
at Florida *	7	0-2	0-2	2-2	3	2	0	0	0	0	2
at Arkansas	2	0-2	0-1	0-0	0	0	0	0	0	0	0
Georgia	15	2-2	1-1	0-0	1	3	0	1	2	1	5
<b>TOTALS</b>	<b>317</b>	<b>20-68</b>	<b>12-50</b>	<b>4-4</b>	<b>58</b>	<b>28</b>	<b>7</b>	<b>10</b>	<b>8</b>	<b>11</b>	<b>56</b>

## Charles Manning, Jr. (2019-20, Jr.)

Opponent	Min.	FG	3FG	FT	REB	PF	A	TO	BLK	STL	PTS
BOWLING GREEN *	32	1-4	0-1	1-2	4	2	0	1	4	0	3
at VCU *	25	3-5	1-1	3-3	5	3	0	1	0	0	10
NICHOLLS STATE	28	3-8	1-3	2-3	6	2	2	1	3	1	9
UMBC	22	6-8	1-2	3-4	3	1	0	3	0	1	16
vs. Utah State	26	2-9	0-2	0-0	6	2	1	1	1	0	4
vs. Rhode Island	28	4-9	0-1	0-0	4	2	2	1	0	0	8
MISSOURI STATE	20	2-5	1-1	2-2	1	3	0	0	0	1	7
UNO *	21	6-8	0-1	1-1	1	1	2	1	3	1	13
NORTHWESTERN STATE	27	3-8	0-1	0-0	5	0	3	0	1	3	6
ETSU	20	3-5	1-1	0-0	1	4	0	1	1	0	7
vs. USC	26	3-6	1-1	0-0	2	3	1	3	1	0	7
LIBERTY	28	6-9	0-1	0-0	3	0	1	1	0	0	12
at Tennessee	16	3-7	2-2	0-0	1	1	0	0	0	0	8
ARKANSAS	25	1-2	0-1	0-2	6	1	3	0	2	0	2
MISSISSIPPI STATE	24	7-9	1-2	0-0	0	2	0	2	0	2	15
at Texas A&M	6	0-1	0-1	1-2	1	0	1	2	1	0	1
at Alabama	16	1-4	0-2	0-0	3	0	1	0	1	0	2
KENTUCKY	17	4-5	3-3	0-0	2	3	1	1	1	0	11
at South Carolina	23	2-8	1-5	4-6	6	3	2	1	1	1	9
<b>TOTALS</b>	<b>430</b>	<b>60-120</b>	<b>13-32</b>	<b>17-25</b>	<b>60</b>	<b>33</b>	<b>20</b>	<b>20</b>	<b>20</b>	<b>10</b>	<b>150</b>

## Javonte Smart (2019-20, So.)

Opponent	Min.	FG	3FG	FT	REB	PF	A	TO	BLK	STL	PTS
BOWLING GREEN *	36	5-12	3-5	8-8	8	3	5	3	0	1	21
at VCU *	32	5-9	1-4	4-6	3	4	3	7	0	0	15
NICHOLLS STATE *	32	1-9	0-3	1-2	2	3	5	7	0	0	3
UMBC *	21	2-6	0-2	1-2	3	2	2	1	0	2	5
vs. Utah State *	36	3-14	2-9	0-0	3	2	4	4	1	3	8
vs. Rhode Island *	26	4-9	1-3	2-2	3	2	6	4	0	3	11
MISSOURI STATE *	36	3-9	0-5	0-0	1	0	9	1	0	2	6
UNO *	29	4-8	0-3	4-5	4	1	8	2	0	1	12
NORTHWESTERN STATE *	25	7-13	3-4	0-0	8	1	3	0	0	3	17
ETSU *	37	3-6	2-5	0-0	3	4	7	4	0	1	8
vs. USC *	29	2-13	1-6	0-0	1	2	4	2	0	1	5
LIBERTY *	32	5-8	0-2	1-2	3	0	6	1	0	3	11
at Tennessee *	35	7-14	5-9	2-2	2	0	4	0	0	1	21
ARKANSAS *	32	4-14	0-4	2-2	5	2	1	2	0	0	10
MISSISSIPPI STATE *	34	4-11	0-5	0-0	2	0	6	1	0	1	8
at Texas A&M *	43	7-13	4-10	0-0	4	3	2	2	0	0	18
at Ole Miss *	36	7-14	4-8	2-2	6	3	3	5	0	0	20
FLORIDA *	39	4-9	0-2	5-6	2	2	7	3	0	1	13
at Texas *	31	3-11	0-3	4-4	6	2	2	3	0	1	10
ALABAMA *	36	6-14	0-3	0-0	4	0	4	2	0	0	12
OLE MISS *	37	7-12	0-0	7-9	2	2	3	2	0	2	21
at Vanderbilt *	37	6-14	2-4	1-2	2	2	2	3	0	1	15
at Auburn *	40	4-8	2-4	2-3	1	0	2	0	1	0	12
MISSOURI *	32	5-9	1-2	4-4	1	3	2	1	0	1	15
at Alabama *	40	6-15	4-6	0-0	2	1	4	3	0	1	16
KENTUCKY *	36	3-10	0-3	1-2	7	1	7	2	0	1	7
at South Carolina *	36	7-12	2-5	2-2	0	2	3	2	1	0	18
at Florida *	37	3-8	2-4	0-0	4	0	1	0	1	1	8
TEXAS A&M *	38	5-12	3-9	1-2	3	1	3	0	0	0	14
at Arkansas *	29	6-16	2-6	0-0	7	5	1	0	1	1	14
GEORGIA *	37	4-10	2-3	3-3	7	2	10	3	0	1	13
<b>TOTALS</b>	<b>1059</b>	<b>142-342</b>	<b>46-141</b>	<b>57-70</b>	<b>109</b>	<b>55</b>	<b>129</b>	<b>70</b>	<b>5</b>	<b>33</b>	<b>387</b>

## Javonte Smart (2018-19, Fr.)

Opponent	Min.	FG	3FG	FT	REB	PF	A	TO	BLK	STL	PTS
Southeastern Louisiana *	27	4-7	1-4	1-2	5	1	2	0	0	1	10
UNCG *	23	2-2	1-1	8-8	5	3	1	2	0	1	13
MEMPHIS *	23	6-11	0-3	1-2	3	3	3	4	0	3	13
LOUISIANA TECH *	25	7-10	2-4	0-0	3	1	2	3	0	1	16
vs. Charleston *	30	1-3	0-0	2-2	4	0	0	2	0	1	4
vs. Florida State *	39	6-13	2-7	2-2	5	3	8	2	0	1	16
vs. Oklahoma State *	31	2-13	2-7	0-2	1	2	4	1	0	3	6
GRAMBLING STATE *	33	3-11	1-4	2-2	3	1	5	3	1	2	9
INCARNATE WORD *	26	6-10	2-3	2-2	3	2	5	0	1	2	16
at Houston *	36	6-14	1-3	5-5	2	3	0	3	0	2	18
vs. Saint Mary's *	30	1-8	0-2	0-0	0	0	3	2	0	0	2
FURMAN *	17	0-4	0-0	0-0	3	0	0	4	1	0	0
ULM *	31	3-12	2-6	2-2	1	1	1	2	0	2	10
ALABAMA	29	4-11	3-5	4-5	4	2	5	1	0	1	15
at Arkansas	23	2-7	2-4	2-2	2	5	0	4	0	0	8
at Ole Miss	26	3-10	2-3	0-0	3	2	0	1	0	0	8
SOUTH CAROLINA	30	4-12	0-3	4-4	6	0	1	2	0	0	12
GEORGIA	25	4-14	1-6	1-2	3	0	1	1	0	1	10
at Mizzou	33	4-11	4-9	2-2	6	2	3	2	0	4	14
at Texas A&M	29	2-7	0-3	0-0	3	1	3	1	0	0	4
ARKANSAS	31	5-12	1-5	7-8	3	2	1	1	0	2	18
at Miss. State	34	3-8	0-3	3-5	1	2	3	1	0	1	9
AUBURN	27	1-12	0-3	1-2	5	1	2	3	0	2	3
at Kentucky	28	2-7	0-2	4-4	4	1	5	0	0	0	8
at Georgia	30	6-10	3-4	4-4	1	3	0	1	0	0	19
FLORIDA	32	2-8	0-3	0-0	3	4	1	3	0	2	4
TENNESSEE *	44	9-22	2-6	9-10	5	2	5	4	0	3	29
TEXAS A&M *	37	6-16	2-6	3-4	7	3	3	3	0	3	17
at Alabama *	39	8-17	2-5	1-2	1	1	4	1	0	2	19
at Florida *	40	6-15	3-7	0-0	4	1	3	1	0	1	15



# Career Game-by-Game Statistics

vs. Florida (SECT)	31	5-7	1-2	2-2	3	1	2	2	1	0	13
vs. Yale (NCAAT)	25	4-13	0-3	1-2	6	2	1	1	0	2	9
vs. Maryland (NCAAT)	27	4-13	1-4	0-0	3	1	2	1	0	1	9
vs. Michigan State (NCAAT) *	25	0-6	0-2	0-0	0	1	2	1	0	0	0
<b>TOTALS</b>	<b>1016</b>	<b>131-356</b>	<b>41-132</b>	<b>73-87</b>	<b>111</b>	<b>57</b>	<b>81</b>	<b>63</b>	<b>4</b>	<b>44</b>	<b>37</b>

---

## Trendon Watford (2019-20, Fr.)

Opponent	Min.	FG	3FG	FT	REB	PF	A	TO	BLK	STL	PTS
BOWLING GREEN *	26	4-12	0-3	2-4	7	3	1	2	1	0	10
at VCU *	33	5-10	1-2	0-1	4	1	0	6	1	1	11
NICHOLLS STATE *	26	5-7	1-1	6-9	5	2	1	7	0	0	17
UMBC *	33	4-10	1-3	3-4	12	3	1	4	0	1	12
vs. Utah State *	34	2-6	1-3	3-4	3	3	3	5	0	0	8
vs. Rhode Island *	33	7-13	1-2	1-3	6	3	2	1	1	1	16
MISSOURI STATE *	26	5-7	0-0	2-6	5	0	1	1	0	1	12
UNO	27	6-12	2-4	4-7	6	3	3	1	2	2	18
NORTHWESTERN STATE *	18	5-8	0-0	4-4	4	3	0	3	0	0	14
ETSU *	27	3-5	0-1	1-2	3	1	1	1	1	1	7
vs. USC *	35	7-15	0-2	3-7	10	2	4	1	2	0	17
LIBERTY *	29	4-11	1-1	0-0	8	2	0	1	0	0	9
at Tennessee *	33	5-10	0-2	5-6	8	2	2	1	1	1	15
ARKANSAS *	33	7-15	0-2	7-8	9	2	0	3	0	0	21
MISSISSIPPI STATE *	26	1-10	0-2	1-2	6	1	4	2	1	3	3
at Texas A&M *	41	6-11	2-5	5-6	11	2	6	4	1	1	19
at Ole Miss *	32	2-9	0-3	2-2	10	1	1	2	1	1	6
FLORIDA *	30	6-7	0-0	2-3	6	4	1	2	1	0	14
at Texas *	32	9-15	0-0	4-7	6	0	3	5	1	0	22
ALABAMA *	35	7-12	1-3	2-2	15	2	3	2	0	3	17
OLE MISS *	31	3-5	0-1	7-11	9	1	2	4	1	1	13
at Vanderbilt *	36	8-13	1-3	9-10	9	2	0	2	0	0	26
at Auburn *	40	6-13	0-2	0-0	4	2	2	2	1	1	12
MISSOURI *	37	5-9	0-2	1-2	5	3	1	4	1	1	11
at ALABAMA *	29	8-17	2-6	0-1	4	5	1	3	1	1	18
KENTUCKY *	30	3-13	1-4	3-4	5	1	0	1	1	2	10
at South Carolina *	33	5-11	1-2	4-6	10	4	2	2	2	0	15
at Florida *	33	7-10	0-1	1-1	11	1	2	3	0	0	15
TEXAS A&M *	32	3-7	0-2	0-0	6	2	1	2	0	3	6
at Arkansas *	32	4-8	2-3	4-6	6	4	2	3	0	1	14
GEORGIA *	31	5-10	0-2	3-4	11	2	3	2	1	1	13
<b>TOTALS</b>	<b>977</b>	<b>157-321</b>	<b>18-67</b>	<b>89-132</b>	<b>224</b>	<b>67</b>	<b>53</b>	<b>82</b>	<b>22</b>	<b>27</b>	<b>421</b>

# Head Coach Will Wade Stats and Facts

## THE WILL WADE FILE

Year at LSU:	Fourth
Birthdate:	Nov. 26, 1982
Age:	38
Hometown:	Nashville, Tennessee
High School:	Franklin Road Academy
College:	Clemson, 2005
Wife:	Lauren Deason
Child:	Caroline Elizabeth

## WADE'S COLLEGE COACHING EXPERIENCE

2005-06:	Clemson, Graduate Assistant
2006-07:	Clemson, Dir. of Operations
2007-09:	Harvard, Assistant Coach
2009-13:	VCU, Assistant Coach
2013-15:	UT-Chattanooga, Head Coach
2015-17:	VCU, Head Coach
March 22, 2017 - :	LSU, Head Coach

## WILL WADE'S HEAD COACHING RECORD

YEAR	SCHOOL	RECORD	LEAGUE	FINISH	NOTES
2013-14	Chattanooga	18-15	12-4	2nd	CIT 1st Round
2014-15	Chattanooga	22-10	15-3	2nd	
2015-16	VCU	25-11	14-4	T1st	A-10 Champs; NCAA Rd. of 32
2016-17	VCU	26-9	14-4	2nd	NCAA Round of 64
2017-18	LSU	18-15	8-10	T9th	NIT Round of 16
2018-19*	LSU	25-5	15-2	1st	SEC Champs; NCAA Sweet 16
2019-20**	LSU	21-10	12-6	T2	

\*Did Not Coach Last Five Games of the season - LSU team final record 28-7, 16-2

\*\*Season suspended by SEC and NCAA prior to LSU's first game of SEC Tournament by pandemic.

<b>Chattanooga (2 years)</b>	<b>40-25</b>	<b>27-7</b>
<b>VCU (2 years)</b>	<b>51-20</b>	<b>28-8</b>
<b>LSU (3 years)</b>	<b>64-30</b>	<b>35-18</b>
<b>Total (6 Years)</b>	<b>155-75</b>	<b>90-33</b>
	<b>(.674)</b>	<b>(.732)</b>

## WILL WADE MONTH-BY-MONTH

Month	UTC	VCU	LSU	Totals
<b>November</b>	6-9	10-3	14-6	<b>30-18</b>
<b>December</b>	8-5	9-5	13-4	<b>30-14</b>
<b>January</b>	15-3	13-2	18-6	<b>46-11</b>
<b>February</b>	10-5	12-4	14-11	<b>36-20</b>
<b>March</b>	1-3	7-6	5-3	<b>13-12</b>
<b>Totals</b>	<b>40-25</b>	<b>51-20</b>	<b>64-30</b>	<b>155-75</b>

## WILL WADE HOME-ROAD-NEUTRAL

	UTC	VCU	LSU	Totals
<b>Home</b>	27-4	30-3	43-8	<b>100-15</b>
<b>Road</b>	12-18	14-8	17-15	<b>43-41</b>
<b>Neutral</b>	1-3	7-9	4-7	<b>12-19</b>



**WILL WADE VS. ALL OPPONENTS**

Team	UTC	VCU	LSU	Totals	Team	UTC	VCU	LSU	Totals
Alabama			3-3	3-3	Missouri State			1-0	1-0
Alcorn State			1-0	1-0	Montreat	2-0			2-0
American		1-0		1-0	Morehead St.	0-1			0-1
App. State	2-0			2-0	Nevada	0-1			0-1
Arkansas			4-2	4-2	Nicholls State			1-0	1-0
Auburn			1-2	1-2	N. Kentucky	1-1			1-1
Baylor		0-1		0-1	North Florida		1-0	1-0	2-0
Binghamton		1-0		1-0	Northwestern State			1-0	1-0
Bowling Green			1-0	1-0	Notre Dame			0-1	0-1
Buffalo		1-0		1-0	Oklahoma		0-1		0-1
Butler	0-1			0-1	Oklahoma St.			0-1	0-1
California (Pa.)		1-0		1-0	Old Dominion		1-1		1-1
Charleston			1-0	1-0	Oregon State		1-0		1-0
Cincinnati		0-1		0-1	Prairie View		1-0		1-0
Coastal Carolina	1-0			1-0	Princeton		1-0		1-0
Covenant	1-0			1-0	Queens (N.C.)		0-1		0-1
Davidson	0-1	4-1		4-2	Radford	0-1	1-0		1-1
Dayton		1-2		1-2	Rhode Island		1-2	1-0	2-2
Duke		0-1		0-1	Richmond		5-0		5-0
Duquesne		2-0		2-0	Robert Morris	1-0			1-0
E. Kentucky	0-1			0-1	Samford		3-1	1-0	4-1
ETSU		2-1	0-1	2-2	Sam Houston			1-0	1-0
Elon		1-0		1-0	St. Bonaventure		2-0		2-0
Florida			2-3	2-3	St. Johns		1-0		1-0
Florida State		0-1	0-1	0-2	Saint Joseph's		3-0		3-0
Fordham		0-1		0-1	Saint Louis		3-0		3-0
Furman	4-1		1-0	5-1	Saint Mary's	0-1		1-0	1-1
George Mason		4-1		4-1	South Carolina			2-1	2-1
GWU		3-1		3-1	Southeastern			1-0	1-0
Georgia		0-2	3-2	3-4	SFA			0-1	0-1
Georgia So.	0-2			0-2	Tennessee			2-1	2-1
Georgia Tech		0-2		0-2	Tenn. Tech	0-1			0-1
Grambling			1-0	1-0	The Citadel	3-0			3-0
Grand Canyon	1-0			1-0	Texas			1-0	1-0
Houston			1-1	1-1	Texas A&M			6-0	6-0
Howard	1-0			1-0	UAB	1-1			1-1
Hiwassee	2-0			2-0	UCLA	0-1			0-1
Illinois		0-1		0-1	UL-Lafayette			1-0	1-0
Incarnate Word			1-0	1-0	ULM		1-0	1-0	2-0
IUPUI	1-0			1-0	UMBC			1-0	1-0
Kennesaw St.	0-2			0-2	UNC Asheville		1-0		1-0
Kentucky			1-2	1-2	UNCG	3-1		1-0	4-1
La Salle		2-0		2-0	UNCW			1-0	1-0
Louisiana Tech			1-0	1-0	UNO			1-0	1-0
Liberty		2-0	1-0	3-0	USC			0-1	1-0
Lipscomb	1-0			1-0	UT Martin			1-0	1-0
LSU		1-0		1-0	Utah			0-1	0-1
Maine	1-0			1-0	Utah State			0-1	0-1
Marquette			0-1	0-1	Vanderbilt			0-2	0-2
UMass		2-1		2-1	VCU			0-1	0-1
Memphis			2-0	2-0	VMI	2-0			2-0
Mercer		1-1		1-1	W. Carolina	3-1			3-1
Michigan			1-0	1-0	Wisconsin	0-1	0-1		0-2
Middle Tenn.	0-1	2-0		2-1	Wofford	3-1			3-1
Mississippi			4-0	4-0					
Mississippi St.			2-1	2-1					
Missouri			3-0	3-0					

# 2019-20 Statistics

## Overall Season Statistics

Record - 21-10; SEC 12-6; Home: 15-2; Away: 5-6; Neutral: 1-2

NO. PLAYERS	GP-GS	MIN-AVG	FG-FGA	FG%	3FG-FGA	3FG%	FT-FTA	FT%	/-----REBOUNDS-----/				PF-DQ	A	TO	BLK	ST	PTS-AVG
									OFF	DEF	TOT-AVG							
4 MAYS, Skylar	31-31	1069-24.5	169-344	.491	50-127	.394	129-151	.854	15	141	156-5.0	52-1	100	70	7	55	517-16.7	
2 WATFORD, Trendon	31-30	977-31.5	157-321	.489	18-67	.269	89-132	.674	66	158	224-7.2	67-1	53	82	22	27	421-13.6	
5 WILLIAMS, Emmitt	31-25	867-28.0	145-259	.560	8-19	.421	113-147	.769	75	129	204-6.6	85-1	37	58	38	24	411-13.3	
1 SMART, Javonte	31-30	1059-34.2	142-342	.415	46-141	.326	57-70	.814	18	91	109-3.5	55-1	129	70	5	33	387-12.5	
0 DAYS, Darius	31-30	729-23.5	125-257	.486	39-132	.295	55-70	.786	78	134	212-6.8	90-6	25	31	10	18	344-11.1	
11 MANNING, JR., Charles	19-3	430-22.6	60-120	.500	13-32	.406	17-25	.680	13	47	60-3.2	33-0	20	20	20	10	150-7.9	
14 TAYLOR, Marlon	21-3	488-23.2	36-94	.383	12-35	.343	40-51	.784	35	51	86-4.1	52-0	13	18	5	12	124-5.9	
10 BISHOP, James	16-0	137-8.6	18-46	.391	7-23	.304	6-12	.500	1	4	5-0.3	15-0	9	11	1	4	49-3.1	
15 HYATT, Aundre	29-2	317-10.9	20-68	.294	12-50	.240	4-4	1.000	14	44	58-2.0	28-0	7	10	8	11	56-1.9	
12 GRAVES, Marshall	17-1	115-6.8	8-22	.364	6-19	.316	2-4	.500	1	7	8-0.5	8-0	5	4	0	1	24-1.4	
21 COOPER, Courtese	11-0	61-5.6	6-7	.857	0-0	.000	0-0	.000	7	12	19-1.7	10-0	0	3	5	0	12-1.1	
TEAM									52	37	89			13				
<b>TOTAL</b>	<b>31</b>	<b>6250</b>	<b>886-1880</b>	<b>.471</b>	<b>211-645</b>	<b>.327</b>	<b>512-666</b>	<b>.769</b>	<b>375</b>	<b>855</b>	<b>1230-39.7</b>	<b>495-10</b>	<b>398</b>	<b>390</b>	<b>121</b>	<b>195</b>	<b>2495-80.5</b>	
<b>OPPONENTS</b>	<b>31</b>	<b>6250</b>	<b>821-1941</b>	<b>.423</b>	<b>277-804</b>	<b>.345</b>	<b>352-512</b>	<b>.688</b>	<b>341</b>	<b>694</b>	<b>1035-33.4</b>	<b>549-16</b>	<b>397</b>	<b>368</b>	<b>102</b>	<b>178</b>	<b>2271-73.3</b>	

Score by Periods	1st	2nd	OT	Totals
LSU	1186	1283	26	2495
Opponents	1067	1181	23	2271

## SEC Statistics

Record - 12-6, Home 8-1, Away 4-5

NO. PLAYER	GP-GS	MIN-AVG	FG-FGA	FG%	3FG-FGA	3FG%	FT-FTA	FT%	/-----REBOUNDS-----/				PF-DQ	A	TO	BLK	ST	PTS-AVG
									OFF	DEF	TOT-AVG							
4 MAYS, Skylar	18-18	629-34.9	99-208	.476	32-80	.400	87-102	.853	7	86	93-5.2	37-1	61	42	2	27	317-17.8	
1 SMART, Javonte	18-17	652-36.4	99-215	.442	33-87	.379	32-39	.821	9	52	61-3.4	29-1	65	31	4	12	255-14.1	
2 WATFORD, Trendon	18-18	597-33.2	91-190	.479	10-45	.222	56-74	.757	40	105	145-8.1	41-1	33	44	13	20	248-13.8	
5 WILLIAMS, Emmitt	18-14	510-28.4	77-154	.500	4-10	.400	77-104	.740	39	68	107-5.9	54-0	22	28	22	9	235-13.1	
0 DAYS, Darius	18-17	384-21.3	62-138	.449	22-73	.301	32-42	.762	47	68	115-6.4	57-5	10	23	5	15	178-9.9	
11 MANNING, JR., Charles	7-0	128-18.2	18-36	.500	7-16	.438	5-10	.500	5	14	19-2.7	10-0	8	6	6	3	48-6.9	
14 TAYLOR, Marlon	17-3	416-24.5	32-83	.386	12-33	.364	38-49	.776	32	42	74-4.4	46-0	12	13	4	10	114-6.7	
10 BISHOP, James	5-0	35-7.0	5-18	.278	2-9	.222	0-1	.000	0	2	2-0.4	6-0	4	1	0	1	12-2.4	
12 GRAVES, Marshall	10-1	80-8.0	6-16	.375	4-13	.308	1-2	.500	1	4	5-0.5	7-0	2	2	0	0	17-1.7	
15 HYATT, Aundre	16-2	192-12.0	10-36	.278	5-24	.208	2-2	1.000	8	25	33-2.1	14-0	2	3	5	6	27-1.7	
21 COOPER, Courtese	5-0	25-5.0	1-2	.500	0-0	.000	0-0	.000	3	4	7-1.4	7-0	0	1	1	0	2-0.4	
TEAM									37	25	62			8				
<b>TOTALS</b>	<b>18</b>	<b>3650</b>	<b>496-1096</b>	<b>.453</b>	<b>131-390</b>	<b>.336</b>	<b>330-425</b>	<b>.776</b>	<b>228</b>	<b>495</b>	<b>723-40.2</b>	<b>308-8</b>	<b>219</b>	<b>202</b>	<b>62</b>	<b>103</b>	<b>1453-80.7</b>	
<b>OPPONENTS</b>	<b>18</b>	<b>3650</b>	<b>496-1137</b>	<b>.436</b>	<b>172-480</b>	<b>.358</b>	<b>227-333</b>	<b>.682</b>	<b>202</b>	<b>420</b>	<b>622-34.6</b>	<b>334-10</b>	<b>244</b>	<b>185</b>	<b>68</b>	<b>88</b>	<b>1391-77.3</b>	

Score by Periods	1st	2nd	OT	Totals
LSU	677	750	26	1453
Opponents	637	731	23	1391

# 2019-20 Scoreboard

DATE	OPPONENT	SCORE	ATTENDANCE	LOC	HIGH SCORER	HIGH REBOUNDER
Nov. 8	BOWLING GREEN	<b>W, 88-79</b>	9622	H	SMART, Javonte 21 WILLIAMS, Emmitt 21	MAYS, Skylar 8 SMART, Javonte 8
Nov. 13	at VCU	L, 82-84	7637	A	MAYS, Skylar 23	MAYS, Skylar 8
Nov. 16	NICHOLLS STATE	<b>W, 75-65</b>	8833	H	MAYS, Skylar 18	WILLIAMS, Emmitt 12
Nov. 19	UMBC	<b>W, 77-50</b>	8783	H	MANNING, JR., Charles 16	WATFORD, Trendon 12
Nov. 22	\$vs. #15 Utah State	L, 78-80	1452	N	MAYS, Skylar 30	WILLIAMS, Emmitt 8
Nov. 24	\$vs. Rhode Island	<b>W, 96-83</b>	1653	N	WILLIAMS, Emmitt 27	DAYS, Darius 9 WILLIAMS, Emmitt 9
Nov. 29	MISSOURI STATE	<b>W, 73-58</b>	9892	H	DAYS, Darius (20)	DAYS, Darius 10
Dec. 3	UNO	<b>W, 90-54</b>	8608	H	WILLIAMS, Emmitt 18 WATFORD, Trendon 18	DAYS, Darius 10 WILLIAMS, Emmitt 10
Dec. 8	NORTHWESTERN STATE	<b>W, 109-59</b>	9483	H	SMART, Javonte 17	WILLIAMS, Emmitt 10
Dec. 18	ETSU	L, 63-74	8556	H	WILLIAMS, Emmitt 16	WILLIAMS, Emmitt 11
Dec. 21	#vs. USC	L, 68-70	8296	N	MAYS, Skylar 21	DAYS, Darius 11
Dec. 29	LIBERTY	<b>W, 74-57</b>	9193	H	DAYS, Darius 14	WATFORD, Trendon 8
Jan. 4	*at Tennessee	<b>W, 78-64</b>	18653	A	SMART, Javonte 21	DAYS, Darius 11
Jan. 8	*ARKANSAS	<b>W, 79-77</b>	8662	H	WATFORD, Trendon 21	DAYS, Darius 16
Jan. 11	*MISSISSIPPI STATE	<b>W, 60-59</b>	10364	H	WILLIAMS, Emmitt 17	DAYS, Darius 8
Jan. 14	*at Texas A&M	<b>W, 89-85 ot</b>	7068	A	MAYS, Skylar 19 WATFORD, Trendon 19	WATFORD, Trendon 11
Jan. 18	*at Ole Miss	<b>W, 80-76</b>	8043	A	SMART, Javonte 20	WATFORD, Trendon 10
Jan. 21	*FLORIDA	<b>W, 84-82</b>	10479	H	WILLIAMS, Emmitt 19	TAYLOR, Marlon 11
Jan. 25	at Texas	<b>W, 69-67</b>	11287	A	WATFORD, Trendon 22	MAYS, Skylar 7 WILLIAMS, Emmitt 7
Jan. 29	*ALABAMA	<b>W, 90-76</b>	10871	H	WILLIAMS, Emmitt 23	WATFORD, Trendon 15
Feb. 1	*OLE MISS	<b>W, 73-63</b>	11112	H	SMART, Javonte 21	TAYLOR, Marlon 11
Feb. 5	*at Vanderbilt	L, 90-99	9256	A	WATFORD, Trendon 26	WILLIAMS, Emmitt 11
Feb. 8	*at Auburn	L, 90-91 ot	9121	A	MAYS, Skylar 30	MAYS, Skylar 7 TAYLOR, Marlon 7 DAYS, Darius 7
Feb. 11	*MISSOURI	<b>W, 82-78</b>	10990	H	MAYS, Skylar 23	DAYS, Darius 10
Feb. 15	*at Alabama	L, 82-88	12479	A	MAYS, Skylar 24	WILLIAMS, Emmitt 10
Feb. 18	*KENTUCKY	L, 76-79	13260	H	MAYS, Skylar 17	DAYS, Darius 11
Feb. 22	*at South Carolina	<b>W, 86-80</b>	15979	A	SMART, Javonte 18 DAYS, Darius 18	WATFORD, Trendon 10
Feb. 26	*at Florida	L, 66-81	10002	A	WILLIAMS, Emmitt 25	WATFORD, Trendon 11
Feb. 29	*TEXAS A&M	<b>W, 64-50</b>	10889	H	MAYS, Skylar 24	MAYS, Skylar 8
March 4	*at Arkansas	L, 90-99	15169	A	MAYS, Skylar 28	SMART, Javonte 7
March 7	*GEORGIA	<b>W, 94-64</b>	11697	H	TAYLOR, Marlon 30	WATFORD, Trendon 11

NOTE: 2019-20 season was suspended at the conclusion of the regular season prior to LSU's first game in the SEC Tournament because of a nationwide pandemic.

\* SEC Game; \$ Jamaica Classic-Montego Bay, Jamaica; #Hall of Fame Showcase-Los Angeles, California (Staples Center);



# Former Players Stats From 2019-20

## Skylar Mays \* Baton Rouge, Louisiana \* 2016-20

YEAR	GP-GS	MIN-AVG	FG-FGA	FG%	3FG-FGA	3FG%	FT-FTA	FT%	REB-AVG	PF-DQ	A	TO	BLK	ST	PTS-AVG
2016-17	32-25	711/22.9	83-202	.411	21-64	.328	69-85	.812	69-2.2	55-0	113	69	2	40	256-8.3
2017-18	33-30	1026/31.1	125-282	.443	47-134	.351	77-92	.837	132-4.0	54-2	97	56	8	52	374-11.3
2018-19	35-35	1159/33.1	143-340	.421	55-176	.313	129-150	.860	114-3.3	60-0	72	43	8	66	470-13.4
2019-20	31-31	1070/34.5	169-344	.491	50-127	.394	129-151	.854	156-5.0	52-1	100	70	7	55	517-16.7
<b>TOTALS</b>	<b>130-121</b>	<b>3965/30.5</b>	<b>520-1168</b>	<b>.445</b>	<b>173-501</b>	<b>.345</b>	<b>404-478</b>	<b>.845</b>	<b>471-3.6</b>	<b>221-3</b>	<b>382</b>	<b>238</b>	<b>25</b>	<b>213</b>	<b>1617-12.4</b>

First Team All-SEC 2020; Second Team All-SEC 2019; COSIDA Academic All-America First Team 2019, 2020; Academic All-America of the Year for men's basketball, 2020; Winner McWhorter Award for top SEC Scholar-Athlete, 2020

---

## Marshall Graves \* Ponchatoula, Louisiana \* 2016-20

YEAR	GP-GS	MIN-AVG	FG-FGA	FG%	3FG-FGA	3FG%	FT-FTA	FT%	REB-AVG	PF-DQ	A	TO	BLK	ST	PTS-AVG
2016-17	15-0	48/3.2	1-9	.111	0-6	.000	2-3	.667	5-0.3	7-0	3	3	0	1	4-0.3
2017-18	14-0	72/5.1	7-19	.368	4-14	.286	0-0	.000	5-0.4	5-0	9	3	0	0	18-1.3
2018-19	11-0	87/7.8	9-26	.346	8-22	.364	2-2	1.000	7-0.6	4-0	2	0	1	2	28-2.5
2019-20	17-1	115/6.8	8-22	.364	6-19	.316	2-4	.500	8-0.5	8-0	5	4	0	1	24-1.4
<b>TOTALS</b>	<b>57-1</b>	<b>321/5.6</b>	<b>25-76</b>	<b>.329</b>	<b>18-61</b>	<b>.295</b>	<b>6-9</b>	<b>.667</b>	<b>25-0.4</b>	<b>24-0</b>	<b>19</b>	<b>10</b>	<b>1</b>	<b>4</b>	<b>74-1.3</b>

---

## Marlon Taylor \* Mount Vernon, New York \* 2018-20

YEAR	GP-GS	MIN-AVG	FG-FGA	FG%	3FG-FGA	3FG%	FT-FTA	FT%	REB-AVG	PF-DQ	A	TO	BLK	ST	PTS-AVG
2018-19	35-24	819/23.4	81-175	.463	15-59	.254	56-83	.675	126-3.6	68-1	20	39	7	23	233-6.7
2019-20	21-3	488/23.2	36-94	.383	12-35	.343	40-51	.784	86-4.1	52-0	13	18	5	12	124-5.9
<b>TOTALS</b>	<b>56-27</b>	<b>1307/23.3</b>	<b>117-269</b>	<b>.435</b>	<b>27-94</b>	<b>.287</b>	<b>96-134</b>	<b>.716</b>	<b>212-3.8</b>	<b>120-1</b>	<b>33</b>	<b>57</b>	<b>12</b>	<b>35</b>	<b>357-6.4</b>

---

## Emmitt Williams \* Ft. Myers, Florida \* 2018-20

YEAR	GP-GS	MIN-AVG	FG-FGA	FG%	3FG-FGA	3FG%	FT-FTA	FT%	REB-AVG	PF-DQ	A	TO	BLK	ST	PTS-AVG
2018-19	34-8	674/19.8	89-145	.614	1-6	.167	59-86	.686	182-5.4	66-1	13	38	22	11	238-7.0
2019-20	31-25	867/28.0	145-259	.560	8-19	.421	113-147	.769	204-6.6	85-1	37	58	38	24	411-13.3
<b>TOTALS</b>	<b>65-33</b>	<b>1541/23.7</b>	<b>234-404</b>	<b>.579</b>	<b>9-25</b>	<b>.360</b>	<b>172-233</b>	<b>.738</b>	<b>386-5.9</b>	<b>151-2</b>	<b>50</b>	<b>96</b>	<b>60</b>	<b>35</b>	<b>649-10.0</b>

---

## James Bishop \* Baltimore, Maryland \* 2019-20

YEAR	GP-GS	MIN-AVG	FG-FGA	FG%	3FG-FGA	3FG%	FT-FTA	FT%	REB-AVG	PF-DQ	A	TO	BLK	ST	PTS-AVG
2019-20	16-0	137/8.6	18-46	.391	7-23	.304	6-12	.500	5-0.3	15-0	9	11	1	4	49-3.1
<b>TOTALS</b>	<b>16-0</b>	<b>137/8.6</b>	<b>18-46</b>	<b>.391</b>	<b>7-23</b>	<b>.304</b>	<b>6-12</b>	<b>.500</b>	<b>5-0.3</b>	<b>15-0</b>	<b>9</b>	<b>11</b>	<b>1</b>	<b>4</b>	<b>49-3.1</b>

---

## Courtese Cooper \* Elgin, Illinois \* 2019-20

YEAR	GP-GS	MIN-AVG	FG-FGA	FG%	3FG-FGA	3FG%	FT-FTA	FT%	REB-AVG	PF-DQ	A	TO	BLK	ST	PTS-AVG
2019-20	11-0	61/5.6	6-7	.857	0-0	.000	0-0	.000	19-1.7	10-0	0	3	5	0	12-1.1
<b>TOTALS</b>	<b>11-0</b>	<b>61/5.6</b>	<b>6-7</b>	<b>.857</b>	<b>0-0</b>	<b>.000</b>	<b>0-0</b>	<b>.000</b>	<b>19-1.7</b>	<b>10-0</b>	<b>0</b>	<b>3</b>	<b>5</b>	<b>0</b>	<b>12-1.1</b>

---

# Box Scores

## Official Basketball Box Score - Game Totals - Final Statistics

Bowling Green vs LSU

11/09/19 7:00 pm at Maravich Center (Baton Rouge, Louisiana)

### Bowling Green 79 • 1-1,0-0 MAC

#	Player	Total		3-Pr		Rebounds		PF	TP	A	T	Bk	Stl	Min		
		FG	FGA	FG	FGA	FT	FTA								Off	Def
25	Daewon Plowden	1	1-8	1	4	0	0	1	2	3	3	2	1	0	27	
2	Taylor Matos	1	1-3	0	0	2	2	3	9	12	2	4	0	1	0	20
1	Justin Turner	9	10-19	4	7	2	2	6	6	6	26	3	1	0	37	
03	Caleb Fields	9	4-14	4	7	5-8	1	1	2	3	17	1	3	0	31	
5	Dylan Frye	9	5-16	2-9	3-3	2	1	3	5	15	5	1	0	0	30	
00	Michael Laster	9	0-6	0-0	0-0	2	1	3	1	0	0	2	0	0	1	19
11	Trey Diggs	9	3-11	3-8	0-0	2	3	5	3	9	0	0	0	0	16	
21	Matiss Kulackovskis	9	0-0	0-0	0-0	1	1	0	1	0	0	0	0	0	5	
22	Marlon Sierra	9	0-3	0-0	2-2	3	2	5	3	2	0	0	0	0	9	
35	Dylan Swingle	9	0-1	0-0	3-4	0	0	0	1	3	1	0	0	0	6	
	Team					1	2									
	Totals		24-75	14-35	17-21	15	26	41	23	79	12	9	0	11	200	

FG % 1st Half:	11-32	34.4%	2nd half:	13-43	30.2%	Game:	24-75	32.0%	Deatht	
3FG % 1st Half:	6-13	46.2%	2nd half:	8-22	36.4%	Game:	14-35	40.0%	Rebounds	2
FT % 1st Half:	8-9	88.9%	2nd half:	9-12	75.0%	Game:	17-21	81.0%		

### LSU 88 • 14,0-0 SEC

#	Player	Total		3-Pr		Rebounds		PF	TP	A	T	Bk	Stl	Min	
		FG	FGA	FG	FGA	FT	FTA								Off
00	Days, Darius	1	5-8	2-3	1-1	3	4	7	4	13	0	2	0	0	21
02	Watford, Trendon	1	4-12	0-3	2-4	0	7	7	3	10	1	2	1	0	26
01	Smart, Javonte	9	5-12	3-5	8-8	0	8	8	3	21	5	3	0	1	37
04	Mays, Skylar	9	6-11	1-3	5-7	1	7	8	3	18	3	3	1	1	36
11	Manning, Charles	9	1-4	0-1	1-2	1	3	4	2	3	0	1	1	4	32
06	Williams, Emmitt	9	5-9	1-3	10-12	2	5	7	3	21	1	4	1	1	31
10	Bishop, James	9	0-0	0-0	0-0	0	0	0	0	0	1	1	0	0	11
12	Graves, Marshall	9	0-0	0-0	0-0	0	0	0	0	0	0	0	0	0	0
15	Hyatt, Aundre	9	1-1	0-0	0-0	1	2	3	0	2	0	0	0	1	6
21	Cooper, Courtesee	9	0-0	0-0	0-0	0	0	0	0	0	0	0	0	0	0
	Team					1	1	2							
	Totals		27-57	7-18	27-34	9	37	46	18	88	11	16	8	3	200

FG % 1st Half:	10-32	31.3%	2nd half:	11-25	44.0%	Game:	27-67	47.4%	Deatht	
3FG % 1st Half:	7-15	46.7%	2nd half:	8-13	61.5%	Game:	1-8	37.5%	Rebounds	21
FT % 1st Half:	7-9	77.8%	2nd half:	29-25	80.0%	Game:	37-34	79.4%		

Officials: Jason Baker, Mike Nance, Earl Lenz

Technical fouls: Bowling Green-None, LSU-None.

Attendance: 8022

Score by periods	1st	2nd	Total
Bowling Green	36	43	79

## Official Basketball Box Score - Game Totals - Final Statistics

LSU vs VCU

11/13/19 6:00 pm at Siegel Center, Richmond, Virginia

### LSU 82 • 1-1,0-0 SEC

#	Player	Total		3-Pr		Rebounds		PF	TP	A	T	Bk	Stl	Min	
		FG	FGA	FG	FGA	FT	FTA								Off
00	Days, Darius	1	4-4	2-2	0-0	2	2	4	5	10	2	0	1	0	23
02	Watford, Trendon	1	5-10	1-2	0-1	1	3	4	1	11	0	6	1	1	33
01	Smart, Javonte	9	5-9	1-4	4-6	1	2	3	4	15	3	7	0	0	32
04	Mays, Skylar	9	8-17	2-4	5-5	2	6	8	1	23	3	7	0	2	38
11	Manning, Charles	9	3-5	1-1	3-3	2	3	5	3	10	0	1	0	0	25
06	Williams, Emmitt	9	4-7	0-0	1-2	1	3	5	9	1	3	2	2	2	22
10	Bishop, James	9	2-3	0-0	0-0	0	0	0	1	4	0	1	0	0	7
12	Graves, Marshall	9	0-1	0-1	0-0	0	0	0	1	0	0	1	0	1	5
15	Hyatt, Aundre	9	0-4	0-3	0-0	3	4	7	4	0	0	0	0	1	15
	Team					2	3	5							
	Totals		31-80	7-17	13-17	15	24	39	25	82	9	26	4	7	200

FG % 1st Half:	14-28	50.0%	2nd half:	17-32	53.1%	Game:	31-60	51.7%	Deatht	
3FG % 1st Half:	4-7	57.1%	2nd half:	3-10	30.0%	Game:	7-17	41.2%	Rebounds	0
FT % 1st Half:	8-9	88.9%	2nd half:	7-8	87.5%	Game:	15-17	78.5%		

### VCU 84 • 3-0,0-0 Atlantic

#	Player	Total		3-Pr		Rebounds		PF	TP	A	T	Bk	Stl	Min	
		FG	FGA	FG	FGA	FT	FTA								Off
14	Marcus Santos-Silva	1	8-13	0-0	1-2	4	7	11	1	17	1	2	2	4	30
23	Issac Vann	1	2-9	2-4	5-6	3	1	4	2	11	3	1	1	0	24
00	DeRiante Jenkins	9	4-11	1-6	6-7	1	1	2	1	15	3	0	0	3	25
01	Mike L. Simms	9	1-4	1-2	0-0	2	0	2	2	3	0	2	0	0	12
02	Marcus Evans	9	3-0	2-7	7-0	0	1	1	5	15	3	5	0	2	25
04	Corey Douglas	9	0-3	0-1	0-0	0	0	0	1	0	3	1	1	1	15
05	Nah'Shon Hyland	9	2-5	1-4	0-0	0	0	0	4	5	0	2	2	1	16
10	Vince Williams	9	3-4	1-1	4-5	1	6	7	1	11	0	2	1	3	23
11	Keshawn Curry	9	2-3	0-1	0-1	1	1	2	1	4	0	1	0	0	13
15	Malik Crowfield	9	1-3	1-2	0-0	1	1	2	1	3	0	0	0	0	17
	Team					1	0	1							
	Totals		28-63	9-28	23-29	14	18	32	19	84	13	16	7	14	200

FG % 1st Half:	17-33	51.5%	2nd half:	8-30	26.7%	Game:	28-63	44.6%	Deatht	
3FG % 1st Half:	7-16	43.8%	2nd half:	2-12	16.7%	Game:	9-28	32.1%	Rebounds	5
FT % 1st Half:	9-10	90.0%	2nd half:	14-19	73.7%	Game:	23-29	79.3%		

Officials: Technical fouls: LSU-None, VCU-None.

Attendance: 7837

2019-20 Men's Basketball, Round: 1, LSU vs VCU, Played at Verizon Wireless Arena

Score by periods	1st	2nd	Total
LSU	38	44	82
VCU	50	34	84

## Official Basketball Box Score - Game Totals - Final Statistics

Nicholls St. vs LSU

11/16/19 3:00 pm at Maravich Center (Baton Rouge, Louisiana)

### Nicholls St. 65 • 2-2,0-0 Southern

#	Player	Total		3-Pr		Rebounds		PF	TP	A	T	Bk	Stl	Min	
		FG	FGA	FG	FGA	FT	FTA								Off
00	D'Angelo Hunter	1	5-12	2-7	3-3	0	0	0	2	15	1	2	0	2	22
35	Ryghs Lyons	1	1-1	0-0	0-0	0	2	2	3	2	0	1	0	0	7
03	Kevin Johnson	9	0-2	0-1	1-1	0	2	2	1	1	5	3	0	0	28
21	Brandon Moore Jr.	9	1-6	0-1	0-0	1	1	2	1	2	1	0	0	1	14
22	Dexter McClanahan	9	7-13	3-6	3-4	1	5	4	2	20	1	7	0	3	32
11	Jeremiah Buford	9	0-1	0-1	0-0	1	1	2	0	0	1	0	0	0	11
13	Andre Jones	9	3-8	0-3	1-2	0	0	0	3	7	2	4	0	2	28
14	Lorenzo McGhee	9	2-3	1-2	0-0	0	0	0	0	5	0	0	0	1	5
23	Elvis Harvey Jr.	9	3-13	2-5	1-2	1	7	8	3	9	1	1	1	1	33
25	Warith Alatishe	9	2-3	0-0	0-0	3	3	6	3	4	0	2	1	1	20
	Team					0	0	0							
	Totals		24-62	8-26	9-11	10	17	27	20	65	12	20	2	11	200

FG % 1st Half:	15-32	46.9%	2nd half:	6-34	30.0%	Game:	24-62	38.7%	Deatht	
3FG % 1st Half:	5-12	41.7%	2nd half:	3-14	21.4%	Game:	8-26	30.8%	Rebounds	1
FT % 1st Half:	4-5	80.0%	2nd half:	5-8	63.3%	Game:	9-11	81.8%		

### LSU 75 • 2-1,0-0 SEC

#	Player	Total		3-Pr		Rebounds		PF	TP	A	T	Bk	Stl	Min
		FG	FGA	FG	FGA	FT	FTA							
00	Days, Darius	1	7-12	1-6	2-2	6	5	11	3	17				

# Box Scores

## Official Basketball Box Score - Game Totals - Final Statistics Missouri SL vs LSU

11/29/19 7:00 pm at Maravich Assembly Center (Baton Rouge)

### Missouri SL 58 • 3-5,0-0 MVC

#	Player	Total			3-Pt			Rebounds			PF	TP	A	TO	Bk	Stl	Min
		FG	FGA	FT	FTA	Off	Def	Off	Def	Off							
15	Lamont West	f	2-5	1-4	0-0	4	1	5	0	5	0	2	0	0	0	19	
23	Kabir Mohammed	f	0-0	0-0	0-0	0	0	0	2	0	0	0	0	0	0	5	
30	Tulio Da Silva	f	7-15	1-3	1-4	3	5	8	3	16	2	2	0	1	32		
00	Tyrik Dixon	g	0-5	0-2	1-2	0	1	1	3	1	1	1	0	1	28		
01	Keandre Cook	g	6-13	3-5	2-3	0	3	3	1	17	0	2	1	1	38		
03	Spencer Brown	g	0-0	0-0	0-0	0	0	0	0	0	0	0	0	0	1		
04	Ja'Monta Black	g	0-2	0-1	0-0	0	1	1	0	0	1	1	0	1	13		
11	Isiah Mosley	g	1-1	0-0	0-0	0	0	0	0	1	2	0	2	0	10		
21	Ross Owens	g	0-0	0-0	0-0	0	0	0	0	0	0	0	0	0	1		
24	Ford Cooper Jr	g	1-3	1-2	1-2	0	0	0	3	4	1	0	0	0	17		
26	Darian Scott	g	1-4	0-0	0-0	2	0	2	1	2	0	1	0	1	12		
33	Josh Hall	g	5-9	0-0	1-2	4	7	11	0	11	1	3	0	0	24		
	Team		2	2	4												
	Totals		23-57	6-17	6-13	15	20	35	14	58	6	14	2	4	200		

FG % 1st Half:	14.3%	2nd Half:	14.3%	Game:	23-57	40.4%	Rebounds:	1
3FG % 1st Half:	4.4%	2nd Half:	2.8%	Game:	6-17	35.3%	Rebounds:	2
FT % 1st Half:	13%	2nd Half:	5.0%	Game:	6-13	46.2%	Rebounds:	2

### LSU 73 • 5-2,0-0 SEC

#	Player	Total			3-Pt			Rebounds			PF	TP	A	TO	Bk	Stl	Min
		FG	FGA	FT	FTA	Off	Def	Off	Def	Off							
00	Days Darius	f	7-13	2-8	4-4	3	7	10	4	20	0	0	0	0	0	30	
02	Watford, Trendon	f	5-7	0-0	2-6	0	5	5	0	12	1	1	0	1	26		
05	Williams, Emmitt	f	6-8	0-0	2-2	3	3	6	2	14	1	2	2	1	38		
01	Smart, Javonte	g	3-9	0-5	0-0	0	1	1	0	6	9	1	0	2	36		
04	Mays, Skylar	g	5-10	2-5	0-0	0	4	4	1	12	1	0	0	1	39		
10	Bishop, James	g	1-1	0-0	0-0	0	0	0	0	2	0	1	1	0	5		
11	Manning, Charles	g	2-5	1-1	2-2	0	1	1	3	7	0	0	1	0	20		
15	Hyatt, Aundre	g	0-1	0-1	0-0	0	2	2	1	0	2	1	1	0	6		
	Team		0	0	0	0	1	1	0	1							
	Totals		29-54	5-20	10-14	6	24	30	11	73	14	7	4	6	200		

FG % 1st Half:	15.2%	2nd Half:	14.7%	Game:	29-54	53.7%	Rebounds:	3
3FG % 1st Half:	2.0%	2nd Half:	3.0%	Game:	5-20	25.0%	Rebounds:	3
FT % 1st Half:	12%	2nd Half:	8.1%	Game:	10-14	71.4%	Rebounds:	3

Officials: R.B. Dixon, Brian Shee, Lee Caswell  
 Technical fouls: Missouri SL-None, LSU-None.  
 Attendance: 882

Score by periods	1st	2nd	Total
Missouri SL	27	31	58
LSU	33	40	73

## Official Basketball Box Score - Game Totals - Final Statistics ETSU vs LSU

12/19/19 6:00 pm at Maravich Center (Baton Rouge, Louisiana)

### ETSU 74 • 10-2,1-0 SoCon

#	Player	Total			3-Pt			Rebounds			PF	TP	A	TO	Bk	Stl	Min
		FG	FGA	FT	FTA	Off	Def	Off	Def	Off							
11	Jeromy Rodriguez	f	6-9	0-0	0-1	5	5	10	1	12	5	1	0	0	0	31	
25	Lucas N'Guessan	o	2-4	0-0	0-0	2	2	4	2	4	0	2	1	0	18		
03	Bo Hodges	g	6-11	0-1	1-3	3	6	9	2	13	5	1	1	1	35		
10	Patrick Good	g	6-12	5-9	2-2	3	1	4	1	19	1	3	0	1	30		
15	Isiah Tisdale	g	2-9	1-6	1-2	4	2	6	1	6	2	0	0	3	31		
01	Tray Boyd III	g	4-12	1-5	0-1	1	1	2	0	9	1	1	0	0	23		
05	Daiven Williamson	g	2-4	0-2	0-0	0	3	3	1	4	0	0	0	0	17		
21	Joe Hugley	g	3-5	1-2	0-0	1	0	1	2	7	0	0	0	0	11		
23	Vonnie Patterson	g	0-2	0-1	0-0	0	0	0	0	0	0	0	0	0	4		
	Team		0	0	0	0	1	1	0	2							
	Totals		31-88	8-28	4-9	19	21	40	10	74	14	10	2	5	200		

FG % 1st Half:	18.3%	2nd Half:	15.3%	Game:	31-88	46.6%	Rebounds:	0
3FG % 1st Half:	6.7%	2nd Half:	2.9%	Game:	8-28	28.6%	Rebounds:	0
FT % 1st Half:	0%	2nd Half:	4.7%	Game:	4-9	44.4%	Rebounds:	0

### LSU 63 • 7-3,0-0 SEC

#	Player	Total			3-Pt			Rebounds			PF	TP	A	TO	Bk	Stl	Min
		FG	FGA	FT	FTA	Off	Def	Off	Def	Off							
00	Days Darius	f	1-5	0-3	2-2	1	4	5	2	4	2	1	2	1	29		
02	Watford, Trendon	f	3-5	0-1	1-2	0	3	3	1	7	1	1	1	1	28		
05	Williams, Emmitt	f	7-10	1-1	1-1	2	9	11	3	16	2	4	1	0	36		
01	Smart, Javonte	g	3-6	2-5	0-0	0	3	3	4	8	7	4	0	1	37		
04	Mays, Skylar	g	5-15	2-7	1-1	0	0	0	0	13	2	3	1	1	33		
10	Bishop, James	g	1-3	1-3	1-2	0	0	0	1	4	0	0	0	0	7		
11	Manning, Charles	g	3-5	1-1	0-0	1	0	1	4	7	0	1	1	0	19		
14	Taylor, Marlon	g	1-2	0-0	0-0	0	1	1	0	2	0	1	0	0	7		
15	Hyatt, Aundre	g	1-2	0-1	0-0	0	0	0	0	2	0	0	0	1	4		
	Team		0	0	0	0	2	2	0	3							
	Totals		25-53	7-22	6-8	7	22	29	15	63	14	15	6	5	200		

FG % 1st Half:	12.2%	2nd Half:	19.7%	Game:	25-53	47.2%	Rebounds:	21
3FG % 1st Half:	4.0%	2nd Half:	3.1%	Game:	7-22	31.8%	Rebounds:	21
FT % 1st Half:	1.2%	2nd Half:	5.8%	Game:	6-8	75.0%	Rebounds:	21

Officials: Vladimir Vovrat, Todd Austin, Terry Ogelsky  
 Technical fouls: ETSU-None, LSU-None.  
 Attendance: 828

Score by periods	1st	2nd	Total
ETSU	38	36	74
LSU	29	34	63

## Official Basketball Box Score - Game Totals - Final Statistics New Orleans vs LSU

12/03/19 8:00 pm at Maravich Assembly Center (Baton Rouge)

### New Orleans 94 • 3-5,0-0 Southern

#	Player	Total			3-Pt			Rebounds			PF	TP	A	TO	Bk	Stl	Min
		FG	FGA	FT	FTA	Off	Def	Off	Def	Off							
10	Gerrale Gates	f	1-5	0-0	1-2	1	4	5	0	3	2	0	0	0	0	32	
11	Jahmel Myers	f	3-7	0-0	0-0	2	0	2	3	6	0	1	0	0	20		
15	Jaylen Key	f	6-15	0-0	1-2	2	5	7	4	13	1	1	0	2	28		
03	Troy Green	g	4-13	0-2	2-2	1	6	7	3	10	1	1	0	1	35		
04	Bryson Robinson	g	7-14	4-8	0-0	0	2	2	0	18	5	4	0	1	34		
00	Raquan Brown	g	0-0	0-0	0-0	0	0	0	0	0	0	0	1	0	1		
02	Lamont Berzat	g	0-0	0-0	0-0	0	0	0	0	0	0	1	0	1	10		
05	Charles Bohannon	g	1-2	0-1	0-0	0	1	1	0	2	0	0	0	0	11		
23	Ahren Freeman	g	1-7	0-0	0-0	2	2	4	3	2	1	2	0	0	18		
24	Rodney Carson	g	0-0	0-0	0-0	0	0	0	1	0	0	3	0	1	7		
	Team		0	0	0	1	1	2	0	1							
	Totals		23-63	4-11	4-6	9	21	30	15	54	10	15	0	7	200		

FG % 1st Half:	13.3%	2nd Half:	19.3%	Game:	23-63	36.5%	Rebounds:	1
3FG % 1st Half:	3.8%	2nd Half:	1.3%	Game:	4-11	36.4%	Rebounds:	1
FT % 1st Half:	1.2%	2nd Half:	3.4%	Game:	4-6	66.7%	Rebounds:	1

### LSU 98 • 6-2,0-0 SEC

#	Player	Total			3-Pt			Rebounds			PF	TP	A	TO	Bk	Stl	Min
		FG	FGA	FT	FTA	Off	Def	Off	Def	Off							
00	Days Darius	f	5-8	0-2	2-2	2	8	10	0	12	2	0	0	0	27		
05	Williams, Emmitt	f	8-12	0-2	2-2	3	7	10	0	18	1	1	1	1	28		
01	Smart, Javonte	g	4-8	0-3	4-5	0	4	4	1	12	8	2	0	4	29		
04	Mays, Skylar	g	1-4	0-1	4-4	0	5	5	0	6	5	2	0	4	27		
11	Manning, Charles	g	0-0	0-1	1-1												



# Box Scores

## Official Basketball Box Score - Game Totals - Final Statistics Liberty vs LSU

12/29/19 12:30 pm at Maravich Center (Baton Rouge, Louisiana)

### Liberty 57 • 14-1,0-0 ASUN

#	Player	Total			3-Pr			Rebounds			PF	TP	A	TO	Blk	Stl	Min
		FG	FGA	FT	FTA	Off	Def	Off	Def	Total							
31	Scottie James	5	7	0	0	2	2	2	4	3	12	0	1	0	0	26	
01	Caleb Homesley	4	14	1	6	1	1	5	6	2	10	3	2	2	32		
02	Darius McGhee	4	8	2	6	2	2	0	1	1	12	0	2	0	34		
10	Elijah Cuffee	2	5	1	3	0	0	2	3	1	5	4	5	0	31		
11	Georgie Pacheco-Orti	3	10	3	8	2	2	0	3	3	2	1	3	0	37		
00	Myo Baxter-Bell	0	1	0	0	2	2	1	3	4	1	2	1	0	14		
22	Kyle Rode	1	2	1	1	0	0	2	2	0	3	3	0	0	17		
33	Shiloh Robinson	1	2	0	1	1	2	1	2	1	2	0	0	0	9		
	Team							2	2	2							
Totals		20	49	8	25	9	9	6	21	27	11	57	10	13	2	200	

FG % 1st Half: 31.1% 2nd half: 42.3% Game: 20-49 40.8%  
 3FG % 1st Half: 4.4% 2nd half: 38.4% Game: 8-25 32.0%  
 FT % 1st Half: 100.0% 2nd half: 100.0% Game: 9-9 100.0%

### LSU 74 • 8-4,0-0 SEC

#	Player	Total			3-Pr			Rebounds			PF	TP	A	TO	Blk	Stl	Min
		FG	FGA	FT	FTA	Off	Def	Off	Def	Total							
00	Days, Darius	6	11	1	3	1	1	1	2	3	1	14	1	0	0	20	
02	Watford, Trendon	4	11	1	1	0	0	3	5	8	2	9	0	1	0	29	
05	Williams, Emmitt	3	8	0	2	2	1	5	6	3	8	1	1	2	3	24	
01	Smart, Javonte	5	8	0	2	1	2	2	3	0	11	6	1	0	3	33	
04	Mays, Skylar	5	8	0	1	2	2	1	2	3	0	12	3	0	1	35	
11	Manning, Charles	6	9	0	1	0	0	3	3	0	12	1	1	0	28		
12	Graves, Marshall	0	0	0	0	0	0	0	0	0	0	0	0	0	3		
14	Taylor, Marlon	1	2	0	0	0	0	1	2	3	2	0	1	0	16		
15	Hyatt, Aundre	2	3	2	2	0	0	2	2	2	6	0	1	1	12		
	Team							0	0	0							
Totals		32	60	4	10	6	7	8	23	31	11	74	12	6	4	200	

FG % 1st Half: 44.3% 2nd half: 62.1% Game: 32-60 53.3%  
 3FG % 1st Half: 1.5% 2nd half: 40.0% Game: 4-10 40.0%  
 FT % 1st Half: 3.3% 2nd half: 75.0% Game: 6-7 85.7%

Officials: Jason Baker, Jeffrey Anderson, Lee Cazell

Technical fouls: Liberty-None, LSU-None.

Attendance: 6183

Score by periods	1st	2nd	Total
Liberty	26	31	57
LSU	32	42	74

## Official Basketball Box Score - Game Totals - Final Statistics LSU vs Tennessee

01/02/20 12:00 pm at Thompson-Boling Arena (Knoxville, Tenn.)

### LSU 78 • 9-4,0-0 SEC

#	Player	Total			3-Pr			Rebounds			PF	TP	A	TO	Blk	Stl	Min
		FG	FGA	FT	FTA	Off	Def	Off	Def	Total							
00	Days, Darius	3	9	1	5	1	1	2	6	5	11	2	7	2	2	0	29
02	Watford, Trendon	5	10	0	2	6	8	2	15	2	1	1	1	1	33		
05	Williams, Emmitt	4	8	0	0	1	2	4	8	0	2	2	0	0	20		
01	Smart, Javonte	7	14	5	9	2	2	1	2	0	21	4	0	0	35		
04	Mays, Skylar	6	10	2	2	3	4	0	5	5	2	17	4	2	1	34	
11	Manning, Charles	3	7	2	2	0	0	1	1	1	8	0	0	0	16		
14	Taylor, Marlon	0	1	0	0	2	2	2	2	0	0	0	0	0	24		
15	Hyatt, Aundre	0	1	0	0	0	0	0	0	0	0	0	0	0	9		
	Team							1	1	2							
Totals		28	60	10	21	12	14	11	22	33	13	78	12	8	4	200	

FG % 1st Half: 13.3% 2nd half: 57.7% Game: 28-60 46.7%  
 3FG % 1st Half: 0.0% 2nd half: 50.0% Game: 10-21 47.6%  
 FT % 1st Half: 0.0% 2nd half: 75.0% Game: 12-14 85.7%

### Tennessee 64 • 8-5,0-1 SEC

#	Player	Total			3-Pr			Rebounds			PF	TP	A	TO	Blk	Stl	Min
		FG	FGA	FT	FTA	Off	Def	Off	Def	Total							
10	John Fulkerson	3	7	0	0	2	4	1	6	3	1	1	1	1	36		
05	Joshia-Jordan James	5	11	3	5	2	2	3	5	1	15	1	0	0	31		
23	Jordan Bowden	1	12	1	6	0	0	3	3	3	6	0	0	0	37		
25	Santiago Vescevi	6	13	6	9	0	1	5	6	3	18	4	8	0	32		
35	Yves Pons	7	12	3	5	1	3	2	3	1	1	3	0	3	34		
00	Davonte Gaines	0	1	0	0	0	0	0	0	0	0	0	0	0	3		
13	Jalen Johnson	0	1	0	0	2	2	4	0	0	0	0	0	0	9		
21	Oliver Nkhouhou	2	3	0	0	0	0	0	3	4	1	2	0	0	10		
	Team							5	4	9							
Totals		24	60	13	26	3	5	13	21	34	15	64	18	14	4	200	

FG % 1st Half: 44.3% 2nd half: 42.4% Game: 24-60 40.0%  
 3FG % 1st Half: 0.0% 2nd half: 30.0% Game: 3-5 60.0%  
 FT % 1st Half: 0.0% 2nd half: 35.0% Game: 3-6 50.0%

Officials: K.R. Dandell Jr, Shawn Anderson, Don Daly

Technical fouls: LSU-None, Tennessee-None.

Attendance: 10683

Score by periods	1st	2nd	Total
Liberty	38	40	78
Tennessee	37	27	64

## Official Basketball Box Score - Game Totals - Final Statistics Arkansas vs LSU

01/08/20 8:00 pm at Maravich Center (Baton Rouge, LA)

### Arkansas 77 • 12-2,1-1 SEC

#	Player	Total			3-Pr			Rebounds			PF	TP	A	TO	Blk	Stl	Min
		FG	FGA	FT	FTA	Off	Def	Off	Def	Total							
02	Adino Bailey	3	5	1	2	1	1	6	7	4	8	0	1	4	1	29	
01	Isaiah Joe	4	13	2	9	3	4	1	2	3	2	13	1	1	0	31	
03	Desi Sills	2	7	1	6	3	3	1	2	1	8	1	1	0	1	32	
15	Mason Jones	7	15	4	7	6	6	0	5	5	24	4	2	0	2	39	
33	Jimmy Whitt Jr.	9	13	0	4	4	3	22	0	1	0	0	1	0	0	40	
05	Jalen Harris	1	5	0	1	0	0	1	1	3	2	2	0	0	2	20	
24	Ethan Henderson	0	0	0	0	0	0	0	0	0	0	0	0	0	0	2	
35	Reggie Chaney	0	0	0	0	0	0	0	0	0	0	0	0	0	0	7	
	Team							3	3	3							
Totals		26	58	8	25	17	16	3	21	24	22	77	9	7	4	200	

FG % 1st Half: 51.0% 2nd half: 37.0% Game: 26-58 44.8%  
 3FG % 1st Half: 5.1% 2nd half: 34.2% Game: 8-25 32.0%  
 FT % 1st Half: 3.3% 2nd half: 83.3% Game: 17-16 84.4%

### LSU 75 • 18-4,2-0 SEC

#	Player	Total			3-Pr			Rebounds			PF	TP	A	TO	Blk	Stl	Min
		FG	FGA	FT	FTA	Off	Def	Off	Def	Total							
00	Days, Darius	7	18	2	3	2	5	9	7	16	2	16	0	1	0	28	
02	Watford, Trendon	1	6	0	2	7	8	4	5	9	2	2	0	3	0	33	
05	Williams, Emmitt	2	5	0	0	5	6	2	2	4	3	9	3	3	2	24	
01	Smart, Javonte	4	14	0	4	2	2	1	4	5	2	10	1	2	0	32	
04	Mays, Skylar	6	15	2	3	5	1	3	4	3	19	1	1	0	1	36	
11	Manning, Charles	1	2	0	1	0	2	1	5	6	1	2	3	0	2	25	
10	Taylor, Marlon	0	2	0	0	0	0	1	1	2	3	0	2	0	0	10	
15	Hyatt, Aundre	1	5	0	2	0	0	0	3	3	0	2	0	0	1	12	
	Team							4	4	4							
Totals		27	66	4	15	21	28	23	30	53	16	79	8	13	5	200	

FG % 1st Half: 13.3% 2nd half: 42.4% Game: 27-66 40.9%  
 3FG % 1st Half: 3-10 30.0% 2nd half: 1-6 20.0% Game: 4-16 25.0%  
 FT % 1st Half: 8-12 66.7% 2nd half: 13-18 72.2% Game: 21-28 75.0%

Officials: Jason Baker, Vladimir Vojvod, Tasha Michael Stephens

Technical fouls: Arkansas-Reggie Chaney, LSU-None.

Attendance: 6002

Score by periods	1st	2nd	Total
Arkansas	40	37	77
LSU	37	42	79

Last FG - ARK 2nd QTR 11, LSU 2nd QTR 11.  
 Largest lead - ARK by 11 1st QTR, LSU by 7 2nd QTR.  
 ARK led by 15-6, LSU led by 16-20. Game was tied by 64-57.

Points in the paint - 15  
 Fouls - 19  
 Bench - 4

## Official Basketball Box Score - Game Totals - Final Statistics Mississippi St vs LSU

01/11/20 7:00 pm at Maravich Center, Baton Rouge, Louisiana

### Mississippi St 59 • 9-6,0-3 SEC

#	Player	Total			3-Pr			Rebounds			PF	TP	A	TO	Blk	Stl	Min
		FG	FGA	FT	FTA	Off	Def	Off	Def	Total							
01	Reggie Peary	5	13	1	3	2	2	6	9	15	2	13	1	6	1	34	

# Box Scores

## Official Basketball Box Score - Game Totals - Final Statistics

LSU vs Ole Miss  
01/18/20 7:30 pm at Oxford, MS

LSU 80 • 13-4-0 SEC

#	Player	Total			3-Pr			Rebounds			PF	TP	A	T	Blk	Stl	Min
		FG	FGA	FT	FTA	Off	Def	Total	Off	Def							
00	Days, Damian	1	12	12	0	0	3	3	5	3	0	1	3	0	0	17	
02	Watford, Trendon	r	2	9	0	3	2	2	8	1	0	1	2	1	1	33	
05	Williams, Emmitt	r	5	11	0	7	3	4	7	2	1	0	3	2	2	33	
01	Smart, Javorite	g	7	14	4	8	2	2	6	3	2	3	5	0	0	36	
04	Mays, Skylar	g	5	11	0	3	5	3	15	4	3	0	0	0	0	29	
10	Bishop, James	g	0	1	0	0	0	1	0	0	0	0	0	0	0	1	
12	Graves, Marshall	0	0	0	0	0	0	0	0	0	0	0	0	0	0	2	
14	Taylor, Marion	2	6	1	2	8	4	2	6	3	1	1	0	2	0	32	
15	Hyatt, Aundre	2	3	2	3	0	0	3	0	6	0	0	0	0	0	17	
	Team							2	3	5							
	Totals		24	57	8	21	24	27	12	35	17	80	16	5	3	200	

FG % 1st Half: 10.0% 2nd Half: 40.0% Game: 29.7% 42.1%  
 3FG % 1st Half: 3.0% 2nd Half: 5.1% Game: 0.0% 10.0%  
 FT % 1st Half: 0.0% 2nd Half: 11.1% Game: 29.7% 80.0%

Ole Miss 76 • 9-4-0 SEC

#	Player	Total			3-Pr			Rebounds			PF	TP	A	T	Blk	Stl	Min
		FG	FGA	FT	FTA	Off	Def	Total	Off	Def							
05	SyJhadim	r	5	8	0	1	0	1	5	6	5	1	0	1	1	29	
05	Buffen, KJ	r	4	8	0	1	0	4	5	3	8	1	2	0	0	20	
00	Hinson, Blake	g	5	15	3	8	0	1	4	13	4	1	0	0	0	30	
02	Shuler, Devonbae	g	2	7	2	5	0	3	4	1	6	2	1	0	0	32	
04	Tyree, Breean	g	12	20	3	6	9	0	2	4	36	4	2	0	2	39	
01	Crowley, Austin	g	0	1	0	0	0	2	3	0	6	1	0	0	0	20	
10	Curry, Carlos	0	1	0	0	0	0	0	0	0	0	0	0	0	0	4	
13	Williams, Bryce	1	4	1	1	0	0	2	2	2	3	1	1	0	1	17	
14	Collum, Antavion	0	1	0	0	0	0	0	0	0	0	0	0	0	0	1	
	Team							3	2	5							
	Totals		29	65	9	23	9	8	23	31	21	76	19	10	1	200	

FG % 1st Half: 15.0% 2nd Half: 40.0% Game: 29.4% 49.8%  
 3FG % 1st Half: 4.1% 2nd Half: 5.1% Game: 8.0% 30.1%  
 FT % 1st Half: 2.4% 2nd Half: 7.5% Game: 9.0% 47.4%

Officials: R.B. Oquar, K.B. Dumbell, Ted Valentine  
 Technical fouls: LSU-Smart, Javorite; Ole Miss-Hinson.  
 Attendance: 2043  
 2019-20 Men's Basketball, Round 0, LSU vs Ole Miss, Played at the Pavilion at

Score by periods	1st	2nd	Total	In	Out	2nd	Foul
				Points	Paint	TR	Chance
LSU	36	44	80	26	11	21	9
Ole Miss	36	40	76	28	16	9	3

Lead FG - LSU 2nd Q1:02, Ole Miss 2nd Q1:17.  
 Largest lead - LSU by 10 2nd 13:53, Ole Miss by 9 1st 11:04.  
 LSU last for 14:50, Ole Miss last for 22:16. Game was tied for 04:52.

## Official Basketball Box Score - Game Totals - Final Statistics

Alabama vs LSU  
01/28/20 6:00 pm at Baton Rouge, LA

Alabama 76 • 12-3-1 SEC

#	Player	Total			3-Pr			Rebounds			PF	TP	A	T	Blk	Stl	Min
		FG	FGA	FT	FTA	Off	Def	Total	Off	Def							
05	Alex Reese	r	7	14	3	10	0	1	2	3	2	17	2	0	2	29	
30	Gain Smith	r	1	3	0	0	0	1	2	3	1	2	0	1	1	11	
01	Heberl Jones	g	3	8	0	2	1	3	5	8	3	7	2	0	0	31	
02	Kira Lewis Jr.	g	6	12	1	4	0	2	2	3	13	8	2	0	0	35	
05	Jaden Shackelford	g	7	19	5	14	2	0	3	3	1	21	1	2	0	38	
10	Javian Davis	g	2	2	0	0	1	1	0	1	4	5	0	0	1	7	
12	Jaylen Forbes	g	3	8	1	5	0	1	2	3	1	7	0	1	0	14	
23	John Petty Jr.	g	1	7	0	3	2	2	4	3	7	2	4	1	3	2	33
	Team							1	0	1							
	Totals		30	73	10	30	6	10	11	29	31	76	14	9	5	200	

FG % 1st Half: 13.3% 2nd Half: 47.2% Game: 30.7% 41.1%  
 3FG % 1st Half: 4.0% 2nd Half: 8.0% Game: 10.3% 28.3%  
 FT % 1st Half: 3.6% 2nd Half: 8.0% Game: 8.0% 80.0%

LSU 90 • 16-4-0 SEC

#	Player	Total			3-Pr			Rebounds			PF	TP	A	T	Blk	Stl	Min
		FG	FGA	FT	FTA	Off	Def	Total	Off	Def							
00	Days, Damian	r	5	11	2	5	0	2	2	4	12	0	1	1	0	16	
02	Watford, Trendon	r	7	12	1	3	2	2	13	15	2	17	3	2	0	4	35
05	Williams, Emmitt	r	8	12	0	1	7	8	2	9	11	2	23	1	2	1	31
01	Smart, Javorite	g	6	14	0	3	0	1	3	4	0	12	4	2	0	35	
04	Mays, Skylar	g	5	11	0	1	8	0	3	3	18	2	4	0	0	27	
14	Taylor, Marion	1	1	3	0	1	2	2	2	4	0	1	0	0	0	34	
15	Hyatt, Aundre	2	4	2	0	0	0	4	0	0	4	0	1	2	2	22	
	Team							4	0	4							
	Totals		34	67	3	16	19	20	14	35	49	13	90	10	13	8	200

FG % 1st Half: 18.3% 2nd Half: 52.0% Game: 34.0% 50.7%  
 3FG % 1st Half: 2.0% 2nd Half: 1.8% Game: 3.0% 18.0%  
 FT % 1st Half: 17.1% 2nd Half: 2.2% Game: 16.0% 80.0%

Officials: Carl Lewis, Tony Ogelsby/Pal Adams  
 Technical fouls: Alabama-None; LSU-None.  
 Attendance: 10071  
 2019-20 Men's Basketball, Round 0, Alabama vs LSU, Played at Maravich Assembly

Score by periods	1st	2nd	Total	In	Out	2nd	Foul
				Points	Paint	TR	Chance
Alabama	33	43	76	26	8	5	12
LSU	51	39	90	30	14	24	8

Lead FG - BAMA 2nd Q1:03, LSU 2nd Q1:07.  
 Largest lead - BAMA by 1 1st 15:13, LSU by 20 1st 02:34.  
 BAMA last for 04:41, LSU last for 37:22. Game was tied for 01:39.

## Official Basketball Box Score - Game Totals - Final Statistics

Florida vs LSU  
01/21/20 6:00 pm at Baton Rouge, LA

Florida 82 • 12-5-1 SEC

#	Player	Total			3-Pr			Rebounds			PF	TP	A	T	Blk	Stl	Min
		FG	FGA	FT	FTA	Off	Def	Total	Off	Def							
05	Omar Payne	r	3	4	0	0	1	1	2	2	4	5	7	0	0	22	
11	Keyontae Johnson	r	6	12	3	6	1	2	8	9	4	16	0	1	0	33	
24	Kory Blackshear	r	5	7	2	3	4	2	3	5	3	15	2	2	0	33	
02	Andrew Nemohard	g	6	16	1	7	2	2	0	1	1	2	15	10	4	0	37
10	Noah Locke	g	5	8	4	7	2	2	1	2	2	16	0	1	0	30	
00	Ques Glover	g	2	4	0	2	0	0	1	1	0	4	0	3	0	8	
01	Tre Mann	g	0	3	0	3	0	0	0	0	2	0	0	0	0	9	
23	Scottie Lewis	g	4	7	1	3	0	0	2	4	6	3	9	1	1	1	28
	Team							0	0	0							
	Totals		31	61	11	30	9	11	8	20	28	21	82	13	12	3	200

FG % 1st Half: 15.3% 2nd Half: 58.2% Game: 31.6% 50.9%  
 3FG % 1st Half: 5.4% 2nd Half: 6.5% Game: 11.3% 30.7%  
 FT % 1st Half: 1.1% 2nd Half: 8.0% Game: 9.1% 81.9%

LSU 84 • 14-4-0 SEC

#	Player	Total			3-Pr			Rebounds			PF	TP	A	T	Blk	Stl	Min
		FG	FGA	FT	FTA	Off	Def	Total	Off	Def							
00	Days, Damian	r	3	10	0	5	4	4	4	8	1	10	0	1	0	26	
02	Watford, Trendon	r	6	7	0	0	2	3	1	5	6	4	14	1	2	0	29
05	Williams, Emmitt	r	7	13	0	5	2	2	4	4	19	2	0	0	0	30	
01	Smart, Javorite	g	4	9	0	2	5	6	0	2	2	13	7	3	0	39	
04	Mays, Skylar	g	6	13	1	4	5	6	0	3	1	18	7	4	0	38	
14	Taylor, Marion	g	3	9	1	3	3	3	6	5	11	3	10	0	1	28	
15	Hyatt, Aundre	g	0	0	0	0	0	0	0	1	1	0	0	0	0	10	
	Team							2	1	3							
	Totals		29	61	2	14	21	31	15	23	36	16	84	17	11	1	200

FG % 1st Half: 13.0% 2nd Half: 61.3% Game: 29.4% 49.5%  
 3FG % 1st Half: 1.5% 2nd Half: 14.1% Game: 2.9% 14.3%  
 FT % 1st Half: 7.0% 2nd Half: 17.3% Game: 29.3% 77.9%

Officials: Mike Nantz/Pal Adams, Joe Lindsay  
 Technical fouls: Florida-None; LSU-None.  
 Attendance: 19470  
 2019-20 Men's Basketball, Round 0, Florida vs LSU, Played at Maravich Assembly

Score by periods	1st	2nd	Total	In	Out	2nd	Foul
				Points	Paint	TR	Chance
Florida	36</						

# Box Scores

## Official Basketball Box Score - Game Totals - Final Statistics

LSU vs Vanderbilt  
02/05/20 8:00 pm at Nashville, TN

LSU 90 - 17-5,8-2 SEC

#	Player	Total		3-Pr		Rebounds			FF	TP	A	TO	Blk	Stl	Min
		FG	FGA	FG	FGA	FT	FTA	Off							
00	Days, Darius	1	3-5	0-2	3-4	0	5	5	4	9	1	1	0	0	20
02	Watford, Trendon	1	8-13	1-3	9-10	3	6	9	2	26	0	2	0	0	37
05	Williams, Emmitt	1	7-14	0-0	10-12	4	7	11	4	24	1	0	2	1	34
01	Smart, Javonte	g	6-14	2-4	1-2	2	0	2	2	15	2	3	0	1	37
04	Mays, Skylar	g	5-12	1-6	4-6	0	4	4	4	15	3	2	0	2	30
12	Graves, Marshall	g	0-1	0-1	1-2	0	0	0	0	1	0	0	0	0	3
14	Taylor, Marlon	g	0-2	0-1	0-0	1	1	2	3	0	3	0	0	0	27
15	Hyatt, Aundre	g	0-1	0-1	0-0	0	3	3	2	0	0	1	0	0	12
Team						2	0	2	0		1				
Totals			29-62	4-18	26-36	12	26	36	21	50	10	10	2	4	200

FG % 1st Half: 14.3% 46.2% 2nd half: 15.3% 48.4% Game: 29-62 46.8%  
3FG % 1st Half: 1-0 11.1% 2nd half: 3-4 33.3% Game: 4-18 22.2%  
FT % 1st Half: 10.2% 55.7% 2nd half: 10-15 66.7% Game: 26-36 72.2%

Vanderbilt 99 - 9-13,4-8 SEC

#	Player	Total		3-Pr		Rebounds			FF	TP	A	TO	Blk	Stl	Min
		FG	FGA	FG	FGA	FT	FTA	Off							
01	Dylan Olsu	1	3-5	2-5	0-0	1	2	3	5	8	0	0	0	0	17
50	Ejike Obinna	g	0-0	0-0	0-1	0	5	5	0	0	0	0	0	0	16
00	Saben Lee	g	13-20	2-6	5-8	0	4	4	3	33	6	2	0	1	38
02	Scotty Phippen Jr.	g	5-8	1-3	2-2	0	1	1	2	13	2	4	0	1	27
03	Maxwell Evans	g	10-18	7-12	4-4	0	2	2	2	31	1	0	0	2	35
04	Jordan Wright	g	4-7	0-3	3-4	0	2	2	2	11	3	2	0	2	25
11	Bradlee Albert	g	0-1	0-1	2-2	3	2	5	4	2	0	0	0	0	13
13	Matthew Moyer	g	0-0	0-0	1-2	0	4	4	2	1	2	0	0	0	21
14	Isaiah Rice	g	0-0	0-0	0-0	0	0	0	0	0	0	0	0	0	2
21	Jon Jossell	g	0-0	0-0	0-0	0	0	0	0	0	0	0	0	0	2
55	Olom Jankovic	g	0-1	0-0	0-0	0	1	1	0	0	0	0	0	0	4
Team						1	2	3							
Totals			35-61	12-30	17-23	5	25	30	25	99	14	8	1	6	200

FG % 1st Half: 19.3% 54.0% 2nd half: 17.3% 60.7% Game: 35-61 57.4%  
3FG % 1st Half: 0-0 44.4% 2nd half: 4-12 33.3% Game: 12-30 40.0%  
FT % 1st Half: 8-10 80.0% 2nd half: 6-13 46.2% Game: 17-23 73.9%

Officials: Earl Lantz, Tony Greene, Joe Lindsey

Technical fouls: LSU=None, Vanderbilt=None.

Attendance: 9256

2019-20 Men's Basketball, Round: 0, LSU vs Vanderbilt, Played at Memorial Gym

Score by periods	1st	2nd	Total
LSU	47	43	90
Vanderbilt	52	47	99

	In	Out	2nd	Foul	Bench
LSU	48	13	15	11	1
VANDY	40	9	6	14	14

Last FG - LSU 2nd-02:40, WANDY 2nd-02:00.  
Largest lead - LSU by 3 2nd-05:53, WANDY by 13 1st-01:51.  
LSU led for 34:42, WANDY led for 33:07. Game was tied for 02:05.

Score tied - 6 times.  
Lead changed - 11 times.

## Official Basketball Box Score - Game Totals - Final Statistics

LSU vs Auburn  
02/08/20 11:00 am at Auburn, AL

LSU 90 - 17-5,8-2 SEC

#	Player	Total		3-Pr		Rebounds			FF	TP	A	TO	Blk	Stl	Min
		FG	FGA	FG	FGA	FT	FTA	Off							
00	Days, Darius	1	7-13	3-8	2-3	2	5	7	5	19	1	2	0	1	25
02	Watford, Trendon	1	8-13	0-2	0-0	2	2	4	2	12	2	2	1	1	40
05	Williams, Emmitt	1	4-8	1-2	2-4	0	5	5	4	11	1	1	0	1	28
01	Smart, Javonte	g	4-8	2-4	2-3	0	1	1	0	12	2	0	1	0	39
04	Mays, Skylar	g	8-16	4-10	10-10	0	7	7	1	30	8	1	0	3	42
12	Graves, Marshall	g	0-1	0-1	0-0	0	0	0	0	1	0	0	0	0	6
14	Taylor, Marlon	g	2-6	2-4	0-0	3	4	7	4	6	2	1	0	0	34
15	Hyatt, Aundre	g	0-1	0-1	0-0	0	0	0	1	0	1	0	0	0	11
Team						1	4	5							
Totals			31-66	12-32	16-20	8	28	36	18	90	17	8	2	6	225

FG % 1st Half: 15.3% 50.0% 2nd half: 11.2% 38.3% OT: 5-8 62.5% Game: 31-66 47.0%  
3FG % 1st Half: 7-15 46.7% 2nd half: 3-13 23.1% OT: 2-4 50.0% Game: 12-32 37.5%  
FT % 1st Half: 5-8 62.5% 2nd half: 7-10 70.0% OT: 4-4 100.0% Game: 16-20 80.0% 21

Auburn 91 - 21-2,8-2 SEC

#	Player	Total		3-Pr		Rebounds			FF	TP	A	TO	Blk	Stl	Min
		FG	FGA	FG	FGA	FT	FTA	Off							
23	Isaac Okoro	1	3-13	1-6	2-2	2	4	6	2	9	1	1	2	0	43
24	Anfernee McLemore	1	0-5	0-4	0-0	0	2	2	4	0	0	0	0	1	18
20	Austin Wiley	1	2-4	0-0	6-8	7	6	13	3	10	2	2	1	0	29
10	J'Von McCormick	g	7-15	5-10	4-7	3	6	9	4	23	9	3	0	2	41
10	Samir Daughly	g	10-19	5-11	1-2	1	4	5	2	26	1	2	0	0	40
01	Jamal Johnson	g	0-1	0-0	0-0	1	0	1	0	1	0	0	0	0	9
22	Allen Flanigan	g	1-6	0-3	0-1	0	2	2	0	2	1	0	1	0	16
35	Devan Cambridge	g	7-11	7-10	0-0	1	2	3	1	21	0	1	0	0	29
Team						2	3	5							
Totals			30-74	18-44	13-20	17	29	46	16	91	14	10	5	2	225

FG % 1st Half: 10.3% 30.3% 2nd half: 14.3% 41.2% OT: 6-7 85.7% Game: 30-74 40.5%  
3FG % 1st Half: 5-16 31.3% 2nd half: 6-21 28.6% OT: 4-6 66.7% Game: 19-44 43.2%  
FT % 1st Half: 5-8 62.5% 2nd half: 7-10 70.0% OT: 1-4 25.0% Game: 13-20 65.0% 5

Officials: Robert Feder, Lee Cassel, Don Daly

Technical fouls: LSU=None, Auburn=None.

Attendance: 9121

2019-20 Men's Basketball, Round: 0, Auburn vs LSU, Played at Auburn Arena.

Score by periods	1st	2nd	OT	Total
LSU	42	32	16	90
Auburn	30	44	17	91

	In	Out	2nd	Foul	Bench
LSU	38	13	10	13	6
AUB	20	12	10	19	23

Last FG - LSU 07-00:11, AUB 07-00:00.  
Largest lead - LSU by 15 1st-06:40, AUB by 7 07-02:50.  
LSU led for 32:47, AUB led for 09:44. Game was tied for 02:23.

Score tied - 3 times.  
Lead changed - 5 times.

## Official Basketball Box Score - Game Totals - Final Statistics

LSU vs Auburn  
02/08/20 11:00 am at Auburn, AL

LSU 90 - 17-5,8-2 SEC

#	Player	Total		3-Pr		Rebounds			FF	TP	A	TO	Blk	Stl	Min
		FG	FGA	FG	FGA	FT	FTA	Off							
00	Days, Darius	1	7-13	3-8	2-3	2	5	7	5	19	1	2	0	1	25
02	Watford, Trendon	1	8-13	0-2	0-0	2	2	4	2	12	2	2	1	1	40
05	Williams, Emmitt	1	4-8	1-2	2-4	0	5	5	4	11	1	1	0	1	28
01	Smart, Javonte	g	4-8	2-4	2-3	0	1	1	0	12	2	0	1	0	39
04	Mays, Skylar	g	8-16	4-10	10-10	0	7	7	1	30	8	1	0	3	42
12	Graves, Marshall	g	0-1	0-1	0-0	0	0	0	0	1	0	0	0	0	6
14	Taylor, Marlon	g	2-6	2-4	0-0	3	4	7	4	6	2	1	0	0	34
15	Hyatt, Aundre	g	0-1	0-1	0-0	0	0	0	1	0	1	0	0	0	11
Team						1	4	5							
Totals			31-66	12-32	16-20	8	28	36	18	90	17	8	2	6	225

FG % 1st Half: 15.3% 50.0% 2nd half: 11.2% 38.3% OT: 5-8 62.5% Game: 31-66 47.0%  
3FG % 1st Half: 7-15 46.7% 2nd half: 3-13 23.1% OT: 2-4 50.0% Game: 12-32 37.5%  
FT % 1st Half: 5-8 62.5% 2nd half: 7-10 70.0% OT: 4-4 100.0% Game: 16-20 80.0% 21

Auburn 91 - 21-2,8-2 SEC

#	Player	Total		3-Pr		Rebounds			FF	TP	A	TO	Blk	Stl	Min
		FG	FGA	FG	FGA	FT	FTA	Off							
23	Isaac Okoro	1	3-13	1-6	2-2	2	4	6	2	9	1	1	2	0	43
24	Anfernee McLemore	1	0-5	0-4	0-0	0	2	2	4	0	0	0	0	1	18
20	Austin Wiley	1	2-4	0-0	6-8	7	6	13	3	10	2	2	1	0	29
10	J'Von McCormick	g	7-15	5-10	4-7	3	6	9	4	23	9	3	0	2	41
10	Samir Daughly	g	10-19	5-11	1-2	1	4	5	2	26	1	2	0	0	40
01	Jamal Johnson	g	0-1	0-0	0-0	1	0	1	0	1	0	0	0	0	9



# Box Scores

Official Basketball Box Score - Game Totals - Final Statistics  
 LSU vs South Carolina  
 2/22/20 6 pm, ET at Columbia, S.C. (Colonial Life Arena)

LSU 66 • 19-4, 10-4 SEC

#	Player	Total			3-Pr			Rebounds			PF	TP	A	T	Blk	Stl	Min
		FG	FGA	FT	FTA	Off	Def	Off	Def	Off							
00	Days, Darius	1	6-8	4-6	2-2	0	9	2	18	1	1	0	0	5	25	33	
02	Watford, Trendon	1	5-11	1-2	4-6	4	6	10	4	15	2	2	2	0	35		
01	Smart, Javonte	1	7-12	2-5	2-2	0	0	2	18	3	2	1	1	0	36		
04	Mays, Skylar	1	3-11	0-3	7-8	1	8	9	1	13	6	4	0	1	35		
15	Hyatt, Aundre	1	1-2	1-2	0-0	0	0	3	3	2	1	1	0	1	13		
05	Williams, Emmitt	1	2-6	0-0	4-5	2	2	2	4	8	1	2	2	0	22		
11	Manning, Charles	1	2-8	1-5	4-6	3	3	6	3	9	2	1	1	1	23		
14	Taylor, Marlon	1	0-1	0-0	2-2	0	1	1	4	2	0	1	0	0	12		
21	Cooper, Courtese	1	0-0	0-0	0-0	0	0	0	0	0	0	0	0	0	1		
Team						2	2	4									
Totals			26-59	9-23	25-31	12	29	41	23	86	15	14	6	8	200		

FG % 1st Half: 44.4% 2nd Half: 42.0% Game: 44.1%  
 3FG % 1st Half: 4.1% 2nd Half: 4.7% Game: 4.2%  
 FT % 1st Half: 12.4% 2nd Half: 78.5% Game: 25.1%

South Carolina 80 • 16-11, 8-6 SEC

#	Player	Total			3-Pr			Rebounds			PF	TP	A	T	Blk	Stl	Min
		FG	FGA	FT	FTA	Off	Def	Off	Def	Off							
20	FRINK, Alanzo	1	0-1	0-0	1-2	2	1	3	2	1	0	1	2	0	15		
21	KOTSAR, Malik	1	4-10	0-0	2-2	2	4	6	4	10	2	1	2	2	29		
24	BRyant, Keyshawn	1	5-14	0-0	5-9	2	8	10	3	15	2	1	0	1	32		
10	LAWSON, AJ	1	5-12	3-8	0-0	4	2	6	2	13	0	2	0	1	31		
05	COUSINARD, Jermaine	1	4-16	2-6	5-6	2	2	4	15	4	2	1	1	37			
11	MOSS, TJ	1	0-1	0-1	0-0	0	0	0	0	0	0	0	0	1	2		
04	MCCREARY, Jalyn	1	0-2	0-0	0-0	2	2	1	0	0	0	0	0	6			
12	HANNIBAL, Trae	1	2-7	1-4	1-2	0	1	1	2	6	3	2	0	2	14		
15	LEVEQUE, Wilkins	1	2-3	0-0	1-3	5	3	8	1	5	1	1	0	0	15		
32	BOLDEN, Jair	1	6-9	3-6	0-0	0	0	0	3	15	0	1	0	1	19		
Team						3	3	3									
Totals			28-75	9-25	15-25	20	23	43	22	80	12	11	5	8	200		

FG % 1st Half: 35.0% 2nd Half: 30.1% Game: 32.5%  
 3FG % 1st Half: 4.1% 2nd Half: 4.7% Game: 30.0%  
 FT % 1st Half: 3.7% 2nd Half: 12.0% Game: 15.2%

Officials: Doug Shows, K.R. Bartlett Jr., AJ Desai

Technical fouls: LSU-None. South Carolina-None.

Attendance: 10670

Score by periods	1st	2nd	Total
LSU	44	47	86
South Carolina	37	43	80

Last FG - LSU 2nd-02:11, SC 2nd-02:19  
 Largest lead - LSU by 19 2nd-05:11, SC by 4 1st-05:57  
 LSU led for 35:02, SC led for 02:21, Game was tied for 02:21

Score tied - 5 times  
 Lead changed - 4 times

Official Basketball Box Score - Game Totals - Final Statistics  
 LSU vs Florida  
 02/26/20 9:00 pm at Gainesville, FL

LSU 66 • 19-9, 10-5 SEC

#	Player	Total			3-Pr			Rebounds			PF	TP	A	T	Blk	Stl	Min
		FG	FGA	FT	FTA	Off	Def	Off	Def	Off							
00	Days, Darius	1	2-8	2-6	0-0	0	0	0	2	6	0	1	0	0	16		
02	Watford, Trendon	1	7-10	1-1	1-1	3	8	11	1	15	2	3	0	0	33		
15	Hyatt, Aundre	1	0-2	0-2	2-2	2	1	3	2	0	0	0	0	0	7		
01	Smart, Javonte	1	3-8	2-4	0-0	0	4	4	0	8	1	0	1	1	37		
04	Mays, Skylar	1	1-6	1-2	0-2	0	2	2	1	3	2	1	0	1	31		
05	Williams, Emmitt	1	10-12	0-1	5-6	0	3	3	2	25	0	2	1	1	33		
10	Bishop, James	1	2-7	1-3	0-1	0	0	0	3	5	2	0	0	0	17		
12	Graves, Marshall	1	0-1	0-1	0-0	0	1	1	0	0	0	0	0	0	3		
14	Taylor, Marlon	1	1-5	0-3	0-0	0	1	1	1	2	2	1	0	0	21		
21	Cooper, Courtese	1	0-0	0-0	0-0	0	2	2	0	0	0	0	0	0	2		
Team						2	4	6									
Totals			26-59	6-23	8-12	9	24	33	12	66	9	8	2	3	200		

FG % 1st Half: 40.0% 2nd Half: 48.3% Game: 44.1%  
 3FG % 1st Half: 4.1% 2nd Half: 24.0% Game: 8.2%  
 FT % 1st Half: 3.4% 2nd Half: 75.0% Game: 8.1%

Florida 81 • 19-10, 10-5 SEC

#	Player	Total			3-Pr			Rebounds			PF	TP	A	T	Blk	Stl	Min
		FG	FGA	FT	FTA	Off	Def	Off	Def	Off							
11	Keyshawn Johnson	1	11-15	2-3	1-2	2	9	11	2	25	5	1	2	2	37		
22	Kerry Blackshear	1	3-8	1-3	1-2	3	5	8	5	8	1	1	2	0	26		
02	Andrew Nembhard	1	6-12	3-6	2-2	0	3	3	2	17	4	0	0	0	36		
10	Noah Locke	1	1-5	1-2	0-0	0	3	3	1	3	0	0	0	0	28		
20	Stodie Lewis	1	8-12	2-3	0-0	0	2	2	0	18	4	1	1	0	36		
00	Ques Glover	1	1-3	0-2	0-0	0	0	0	1	2	1	0	0	1	7		
01	Tre Mann	1	1-4	0-2	0-1	0	1	1	0	2	1	2	0	0	14		
05	Omear Payne	1	0-0	0-0	0-0	0	1	1	0	0	0	0	0	0	3		
21	Dontay Bennett	1	0-0	0-0	0-0	0	0	0	2	0	1	0	0	0	3		
33	Jason Jitoboh	1	3-3	0-0	0-0	0	1	1	0	6	0	0	1	0	10		
Team						1	2	3									
Totals			34-62	9-21	4-7	6	27	33	14	81	17	5	6	3	200		

FG % 1st Half: 59.0% 2nd Half: 53.8% Game: 54.0%  
 3FG % 1st Half: 2.1% 2nd Half: 70.0% Game: 9.2%  
 FT % 1st Half: 1.3% 2nd Half: 3.4% Game: 4.7%

Officials: Steven Anderson, Keith Kirtle, Don Daily

Technical fouls: LSU-None. Florida-None.

Attendance: 10027

Score by periods	1st	2nd	Total
LSU	31	35	66
Florida	41	40	81

Last FG - LSU 2nd-02:49, UF 2nd-01:50  
 Largest lead - LSU None, UF by 19 2nd-00:48  
 LSU led for 00:00, UF led for 38:02, Game was tied for 01:00

Score tied - 0 times  
 Lead changed - 0 times

Official Basketball Box Score - Game Totals - Final Statistics  
 Texas A&M vs LSU  
 02/25/20 11:00 am at Baton Rouge, LA

Texas A&M 50 • 14-14, 8-3 SEC

#	Player	Total			3-Pr			Rebounds			PF	TP	A	T	Blk	Stl	Min
		FG	FGA	FT	FTA	Off	Def	Off	Def	Off							
05	Emanuel Miller	1	1-4	0-1	0-0	1	1	2	1	2	1	0	1	1	15		
02	Josh Nebo	1	5-8	0-0	1-4	3	6	9	2	11	2	1	0	1	39		
00	Jay Jay Chandler	1	1-4	1-3	0-0	0	1	1	0	3	2	1	0	0	16		
01	Savion Flagg	1	6-8	5-6	0-2	0	4	4	2	17	1	3	0	0	37		
11	Wendell Mitchell	1	2-7	1-4	0-0	0	4	4	2	5	4	2	0	1	38		
03	Quenton Jackson	1	2-8	1-4	0-2	0	3	3	2	5	1	1	0	0	16		
15	Jonathan Aku	1	0-0	0-0	0-0	0	0	0	0	0	0	0	0	0	1		
20	Andre Gordon	1	0-3	0-2	0-0	0	1	1	1	0	2	2	0	0	18		
21	Zach Walker	1	0-0	0-0	0-0	0	0	0	0	0	0	0	0	0	0+		
35	Yavuz Gultekin	1	3-7	1-3	0-1	2	2	4	1	7	0	0	0	0	20		
Team						3	5	8									
Totals			20-49	9-23	1-9	9	24	33	11	50	12	13	1	2	200		

FG % 1st Half: 7.2% 2nd Half: 13.2% Game: 20.0%  
 3FG % 1st Half: 5.1% 2nd Half: 4.0% Game: 8.2%  
 FT % 1st Half: 1.4% 2nd Half: 0.0% Game: 1.4%

LSU 64 • 20-9, 11-5 SEC

#	Player	Total			3-Pr			Rebounds			PF	TP	A	T	Blk	Stl	Min
		FG	FGA	FT	FTA	Off	Def	Off	Def	Off							
00	Days, Darius	1	3-11	2-8	0-1	2	3	5	2	8	2	0	0	1	30		
02	Watford, Trendon	1	3-7	0-2	0-0	3	3	6	2	6	1	2	0	0	32		
01	Smart, Javonte	1	5-12	3-9	1-2	0	3	3	1	14	3	0	0	0	38		
04	Mays, Skylar	1	7-12	4-7	6-6	0	8	8	0	24	3	1	0	2	35		
14	Taylor, Marlon	1	3-0	1-3	0-1	2	2	4	3	7	0	0	0	1	36		
05	Williams, Emmitt	1	1-4	0-0	1-2	3	3	6	1	3	1	0	1	0	20		
12	Graves, Marshall	1	1-3	0-2	0-0	0	0	0	0	2	1	0	0	0	9		
Team						2	1	3									
Totals			23-57														

# 2019-20 Superlatives

## Individual Superlatives

### POINTS

30 -- Marlon Taylor vs Georgia, 3/7/20
30 -- Skylar Mays at Auburn, 2/8/20
30 -- Skylar Mays vs. Utah State, 11/22/19
28 -- Skylar Mays at Arkansas, 3/4/20
27 -- Emmitt Williams, vs. Rhode Island, 11/24/2019

### FIELD GOALS MADE

12 -- Emmitt Williams vs. Rhode Island, 11/24/19
10 -- Marlon Taylor vs. Georgia, 3/7/20
10 -- Emmitt Williams, at Florida, 2/26/20
10 -- Skylar Mays vs. Utah State, 11/22/19
9 -- Trendon Watford at Texas, 1/25/20

### FIELD GOAL ATTEMPTS

17 -- Marlon Taylor vs. Georgia, 3/7/20
17 -- Skylar Mays at Arkansas, 3/4/20
17 -- Trendon Watford at Alabama, 2/15/20
17 -- Emmitt Williams vs. Rhode Island, 11/24/19
17 -- Skylar Mays at VCU, 11/13/19

### FIELD GOAL PERCENTAGE (MIN. 7 MADE)

.833 (10-12) -- Emmitt Williams at Florida, 2/26/20
.778 (7-9) -- Charles Manning vs. Miss. State, 1/11/20
.769 (10-13) -- Skylar Mays vs. Utah State, 11/22/19
.706 (12-17) -- Emmitt Williams vs. Rhode Island, 11/24/19
.700 (7-10) -- Trendon Watford at Florida, 2/26/20
.700 (7-10) -- Emmitt Williams vs. ETSU, 12/18/19

### 3-PT FIELD GOALS MADE

5 -- Javonte Smart at Tennessee, 1/5/20
5 -- Skylar Mays vs. Utah State, 11/22/19
4 -- Skylar Mays 5 times
4 -- Javonte Smart, 3 times

4 -- Darius Days at South Carolina, 2/22/20
---

### 3-PT FIELD GOAL ATTEMPTS

10 -- Skylar Mays at Auburn, 2/8/20
10 -- Javonte Smart at Texas A&M, 1/14/20
10 -- Skylar Mays at Texas A&M, 1/14/20
9 -- Javonte Smart vs. Texas A&M, 2/29/20
9 -- Javonte Smart, at Tennessee, 1/5/20
9 -- Javonte Smart vs. Utah State, 11/22/19

### 3-PT FIELD GOAL PERCENTAGE (MIN. 4 MADE)

.833 (5-6) -- Skylar Mays vs. Utah State, 11/22/19
.667 (4-6) -- Darius Days at South Carolina, 2/22/20
.667 (4-6) -- Javonte Smart at Alabama, 2/15/20
.571 (4-7) -- Skylar Mays at Arkansas, 3/4/20
.571 (4-7) -- Skylar Mays vs. Texas A&M, 2/29/20
.571 (4-7) -- Skylar Mays at Alabama, 2/15/20

### FREE THROWS MADE

10 -- Skylar Mays at Arkansas, 3/4/20
10 -- Skylar Mays at Auburn, 2/8/20
10 -- Emmitt Williams at Vanderbilt, 2/5/20
10 -- Emmitt Williams vs. Bowling Green, 11/8/19
9 -- Darius Days vs. Missouri, 2/11/20
9 -- Trendon Watford at Vanderbilt, 2/5/20

### FREE THROWS ATTEMPTED

12 -- Emmitt Williams at Vanderbilt, 2/5/20
12 -- Emmitt Williams vs. Bowling Green, 11/8/19
11 -- Skylar Mays at Arkansas, 3/4/20
11 -- Trendon Watford vs. Ole Miss, 2/1/20
11 -- Emmitt Williams, vs. Miss. State, 1/11/20

### FREE THROW PERCENTAGE (MIN. 7 MADE)

1.000 (10-10) - Skylar Mays at Auburn, 2/8/20
1.000 (9-9) -- Darius Days vs. Missouri, 2/11/20
1.000 (8-8) -- Skylar Mays vs. Alabama, 1/29/20
1.000 (8-8) -- Javonte Smart vs. Bowling Green, 11/8/19
1.000 (7-7) -- Emmitt Williams at Ole Miss, 1/18/20

### REBOUNDS

16 -- Darius Days vs. Arkansas, 1/8/20
15 -- Trendon Watford, vs. Alabama, 1/29/20
12 -- Trendon Watford, vs. UMBC, 11/19/19
12 -- Emmitt Williams vs. Nicholls State, 11/16/19
11 -- Darius Days 4 times
11 -- Trendon Watford, Emmitt Williams, 3 times each
11 -- Marlon Taylor, twice

### ASSISTS

10 -- Javonte Smart vs. Georgia, 3/7/20
9 -- Javonte Smart vs. Missouri State, 11/29/19
8 -- Skylar Mays at Auburn, 2/8/20
8 -- Skylar Mays at Texas A&M, 1/14/20
8 -- Javonte Smart vs. UNO, 12/3/19

### STEALS

5 -- Darius Days at South Carolina, 2/22/20
4 -- Skylar Mays, 4 times

### BLOCKED SHOTS

4 -- Emmitt Williams vs. Ole Miss, 2/1/20
4 -- Emmitt Williams vs. Utah State, 11/22/19
4 -- Charles Manning vs. Bowling Green, 11/8/19
3 -- Charles Manning vs. UNO, 12/3/19
3 -- Charles Manning vs. Nicholls State, 11/16/19

## Team Superlatives

### POINTS

High: 109 - vs. Northwestern State, 12/8/19
96 - vs. Rhode Island, 11/24/19
94 - vs. Georgia, 3/7/20
90 - at Arkansas, 3/4/20
90 - at Auburn, 2/8/20
90 - at Vanderbilt, 2/5/20
90 - vs. Alabama, 1/29/20
90 - vs. UNO, 12/3/19
Low: 60 - vs. Miss. State, 1/11/20
63 - vs. ETSU, 12/18/19
64 - vs. Texas A&M, 2/29/20
66 - at Florida, 2/26/2020
68 - vs. Southern California, 12/2/119

### FIELD GOALS MADE

High: 40 - vs. Northwestern State, 12/8/19
38 - vs. Rhode Island, 11/24/19
34 - vs. Georgia, 3/7/20
34 - vs. Alabama, 1/29/20
34 - vs. UNO, 12/3/19
Low: 22 - vs. Miss. State, 1/11/20
23 - vs. Texas A&M, 2/29/20
23 - vs. Ole Miss, 2/1/20

### FIELD GOAL ATTEMPTS

High: 72 - vs. Northwestern State, 12/8/19
70 - at Arkansas, 3/4/20
70 - vs. Rhode Island, 11/24/19
Low: 48 - vs. Ole Miss, 2/1/20
53 - vs. ETSU, 12/18/19
53 - vs. Missouri, 2/11/20

### FIELD GOAL PERCENTAGE

High: .576 (34-59) - vs. Georgia, 3/7/20
.556 (40-72) - vs. Northwestern State, 12/8/19
.548 (34-62) - vs. UNO, 12/3/19
Low: .368 (25-68) - vs. Southern California, 12/21/19
.373 (22-59) - vs. Miss. State, 1/11/20
.394 (26-66) - vs. Kentucky, 2/18/20

### 3-PT FIELD GOALS MADE

High: 14 - at Texas A&M, 1/14/20
12 - at Auburn, 2/8/20
11 - vs. Georgia, 3/7/20
11 - at Arkansas, 3/4/20

11 - at Alabama, 2/15/20
11 - vs. Utah State, 11/22/19
Low: 2 - vs. Miss. State, 1/11/20
2 - vs. Florida, 1/21/20
3 - four times

### 3-PT FIELD GOAL ATTEMPTS

High: 38 - at Texas A&M, 1/14/20
32 - at Auburn, 2/8/20
31 - vs. Texas A&M, 2/29/20
Low: 10 - vs. Liberty, 12/29/19
10 - vs. Ole Miss, 2/1/20
12 - vs. Missouri, 2/11/20

### 3-PT FIELD GOAL PERCENTAGE

High: .524 (11-21) - vs. Georgia, 3/7/20
.476 (10-21) - at Tennessee, 1/5/20
.440 (11-25) - vs. Utah State, 11/22/19
Low: .095 (2-21) - vs. Miss. State, 1/11/20
.143 (2-14) - vs. Florida, 1/21/20
.167 (3-18) - vs. Nicholls State, 11/16/19
.167 (3-18) - vs. Southern California, 12/21/19

### FREE THROWS MADE

High: 29 - vs. Missouri, 2/11/20
28 - at Vanderbilt, 2/5/20
27 - vs. Bowling Green, 11/8/19
Low: 6 - vs. ETSU, 12/18/19
6 - vs. Liberty, 12/29/19
8 - at Florida, 2/26/20
8 - vs. Texas A&M, 2/29/20

### FREE THROW ATTEMPTS

High: 36 - at Vanderbilt, 2/5/20
34 - vs. Missouri, 2/11/20
34 - vs. Ole Miss, 2/1/20
34 - vs. Bowling Green, 11/8/19
Low: 7 - vs. Liberty, 12/29/19
8 - vs. ETSU, 12/18/19
12 - at Florida, 2/26/20
12 - vs. Texas A&M, 2/29/20

### FREE THROW PERCENTAGE

High: .950 (19-20) - vs. Alabama, 1/29/20
.889 (24-27) - at Ole Miss, 1/18/20
.857 (12-14) - at Tennessee, 1/5/20

.857 (6-7) - vs. Liberty, 12/29/19
Low: .609 (14-23) - vs. Miss. State, 1/11/20
.636 (14-22) - vs. UMBC, 11/19/19
.667 (8-12) - at Florida, 2/26/20
.667 (8-12) - vs. Texas A&M, 2/29/20

### REBOUNDS

High: 53 - vs. Arkansas, 1/8/20
49 - vs. Alabama, 1/29/20
49 - vs. UMBC, 11/19/19
Low: 29 - vs. ETSU, 12/18/19
30 - vs. Missouri State, 11/29/19
31 - four times

### ASSISTS

High: 23 - at Texas A&M, 1/14/20
23 - vs. UNO, 12/3/19
19 - vs. Georgia, 3/7/20
19 - vs. Rhode Island, 11/24/19
Low: 7 - vs. Missouri, 2/11/20
8 - vs. Arkansas, 1/8/20
8 - vs. Ole Miss, 2/1/20

### STEALS

High: 13 - vs. Miss. State, 1/11/20
11 - Northwestern State, 12/8/19
9 - at Alabama, 2/15/20
9 - Liberty, 12/29/19
9 - UNO, 12/3/19
9 - vs. Utah State, 11/22/19
9 - UMBC, 11/19/19
Low: 1 - vs. Arkansas, 1/8/20
1 - at Texas A&M, 1/14/20
3 - vs. Bowling Green, 11/8/19
3 - at Ole Miss, 1/18/20
3 - at Florida, 2/26/20
3 - at Arkansas, 3/4/20

### BLOCKED SHOTS

High: 8 - vs. Bowling Green, 11/8/19
7 - vs. UNO, 12/3/19
7 - vs. Utah State, 11/22/19
Low: 1 - vs. Rhode Island, 11/24/19
1 - vs. Florida, 1/21/20
1 - vs. Texas A&M, 2/29/20

# Game-by-Game Team Statistics

TEAM	SCORE	MAR	FG	PCT.	3FG	PCT.	FT	PCT.	OFF. REB.	DEF. REB.	TOTAL REB.	MAR.	FLS	A	TO	BLKS	STLS
<b>Bowling Green</b>	<b>79</b>		<b>24-75</b>	<b>.320</b>	<b>14-35</b>	<b>.400</b>	<b>17-21</b>	<b>.810</b>	<b>15</b>	<b>26</b>	<b>41</b>		<b>23</b>	<b>12</b>	<b>9</b>	<b>0</b>	<b>11</b>
<b>LSU (W 1-0)</b>	<b>88</b>	<b>+9</b>	<b>27-57</b>	<b>.474</b>	<b>7-18</b>	<b>.389</b>	<b>27-34</b>	<b>.794</b>	<b>9</b>	<b>37</b>	<b>46</b>	<b>+5</b>	<b>25</b>	<b>9</b>	<b>26</b>	<b>4</b>	<b>7</b>
LSU (L, 1-1)	82	-2	31-60	.517	7-17	.412	13-17	.765	15	24	39	+7	25	9	26	4	7
VCU	84		26-63	.413	9-28	.321	23-29	.793	14	18	32		19	13	16	7	14
<b>Nicholls State</b>	<b>65</b>		<b>24-62</b>	<b>.387</b>	<b>8-26</b>	<b>.308</b>	<b>9-11</b>	<b>.818</b>	<b>10</b>	<b>17</b>	<b>27</b>		<b>20</b>	<b>12</b>	<b>20</b>	<b>2</b>	<b>11</b>
<b>LSU (W, 2-1)</b>	<b>75</b>	<b>+10</b>	<b>28-56</b>	<b>.500</b>	<b>3-18</b>	<b>.167</b>	<b>16-23</b>	<b>.696</b>	<b>16</b>	<b>29</b>	<b>45</b>	<b>+18</b>	<b>13</b>	<b>12</b>	<b>25</b>	<b>5</b>	<b>7</b>
<b>UMBC</b>	<b>50</b>		<b>19-61</b>	<b>.311</b>	<b>5-33</b>	<b>.152</b>	<b>7-16</b>	<b>.438</b>	<b>10</b>	<b>21</b>	<b>31</b>		<b>18</b>	<b>10</b>	<b>11</b>	<b>2</b>	<b>4</b>
<b>LSU (W, 3-1)</b>	<b>77</b>	<b>+27</b>	<b>29-59</b>	<b>.492</b>	<b>5-24</b>	<b>.208</b>	<b>14-22</b>	<b>.636</b>	<b>13</b>	<b>36</b>	<b>49</b>	<b>+18</b>	<b>16</b>	<b>14</b>	<b>15</b>	<b>3</b>	<b>9</b>
vs. Utah State	80		25-57	.439	11-22	.500	19-23	.826	9	25	34		12	18	14	0	7
LSU (L, 3-2)	78	-2	28-59	.475	11-25	.440	11-14	.786	7	24	31	-3	18	12	16	7	9
<b>Rhode Island</b>	<b>83</b>		<b>34-69</b>	<b>.493</b>	<b>5-19</b>	<b>.263</b>	<b>10-16</b>	<b>.625</b>	<b>7</b>	<b>21</b>	<b>28</b>		<b>17</b>	<b>13</b>	<b>11</b>	<b>3</b>	<b>7</b>
<b>LSU (W, 4-2)</b>	<b>96</b>	<b>+13</b>	<b>38-70</b>	<b>.543</b>	<b>8-20</b>	<b>.400</b>	<b>12-15</b>	<b>.800</b>	<b>12</b>	<b>29</b>	<b>41</b>	<b>+13</b>	<b>11</b>	<b>19</b>	<b>11</b>	<b>1</b>	<b>6</b>
<b>Missouri State</b>	<b>58</b>		<b>23-57</b>	<b>.404</b>	<b>6-17</b>	<b>.353</b>	<b>6-13</b>	<b>.462</b>	<b>15</b>	<b>20</b>	<b>35</b>		<b>14</b>	<b>6</b>	<b>14</b>	<b>2</b>	<b>4</b>
<b>LSU (W, 5-2)</b>	<b>73</b>	<b>+15</b>	<b>29-54</b>	<b>.537</b>	<b>5-20</b>	<b>.250</b>	<b>10-14</b>	<b>.714</b>	<b>6</b>	<b>24</b>	<b>30</b>	<b>-5</b>	<b>11</b>	<b>14</b>	<b>7</b>	<b>4</b>	<b>6</b>
<b>UNO</b>	<b>54</b>		<b>23-63</b>	<b>.365</b>	<b>4-11</b>	<b>.364</b>	<b>4-6</b>	<b>.667</b>	<b>9</b>	<b>21</b>	<b>30</b>		<b>15</b>	<b>10</b>	<b>15</b>	<b>0</b>	<b>7</b>
<b>LSU (W 6-2)</b>	<b>90</b>	<b>+36</b>	<b>34-62</b>	<b>.548</b>	<b>5-21</b>	<b>.238</b>	<b>17-21</b>	<b>.810</b>	<b>8</b>	<b>32</b>	<b>40</b>	<b>+10</b>	<b>8</b>	<b>23</b>	<b>10</b>	<b>7</b>	<b>9</b>
<b>Northwestern State</b>	<b>59</b>		<b>23-61</b>	<b>.377</b>	<b>8-25</b>	<b>.320</b>	<b>5-6</b>	<b>.833</b>	<b>9</b>	<b>16</b>	<b>25</b>		<b>18</b>	<b>9</b>	<b>21</b>	<b>2</b>	<b>5</b>
<b>LSU (W, 7-2)</b>	<b>109</b>	<b>+50</b>	<b>40-72</b>	<b>.556</b>	<b>10-26</b>	<b>.385</b>	<b>19-24</b>	<b>.792</b>	<b>18</b>	<b>29</b>	<b>47</b>	<b>+22</b>	<b>11</b>	<b>14</b>	<b>10</b>	<b>3</b>	<b>11</b>
ETSU	74		31-68	.456	8-26	.308	4-9	.444	19	21	40		10	14	10	2	5
LSU (L, 7-3)	63	-11	25-53	.472	7-22	.318	6-8	.750	7	22	29	-11	15	14	15	6	5
LSU (L, 7-4)	68	-2	26-68	.368	3-18	.167	15-22	.682	13	30	43	+3	20	12	15	5	4
vs. USC	70		25-61	.410	11-31	.355	9-14	.643	7	33	40		20	17	16	8	6
<b>Liberty</b>	<b>57</b>		<b>20-49</b>	<b>.408</b>	<b>8-25</b>	<b>.320</b>	<b>9-9</b>	<b>1.000</b>	<b>6</b>	<b>21</b>	<b>27</b>		<b>11</b>	<b>10</b>	<b>13</b>	<b>2</b>	<b>3</b>
<b>LSU (W, 8-4)</b>	<b>74</b>	<b>+17</b>	<b>32-60</b>	<b>.533</b>	<b>4-10</b>	<b>.400</b>	<b>6-7</b>	<b>.857</b>	<b>11</b>	<b>22</b>	<b>33</b>	<b>+6</b>	<b>11</b>	<b>12</b>	<b>6</b>	<b>4</b>	<b>9</b>
<b>LSU (W, 9-4, 1-0)</b>	<b>78</b>	<b>+14</b>	<b>28-60</b>	<b>.467</b>	<b>10-21</b>	<b>.476</b>	<b>12-14</b>	<b>.857</b>	<b>11</b>	<b>22</b>	<b>33</b>	<b>-1</b>	<b>13</b>	<b>12</b>	<b>8</b>	<b>4</b>	<b>8</b>
<b>Tennessee</b>	<b>64</b>		<b>24-60</b>	<b>.400</b>	<b>13-26</b>	<b>.500</b>	<b>3-5</b>	<b>.600</b>	<b>13</b>	<b>21</b>	<b>34</b>		<b>15</b>	<b>18</b>	<b>14</b>	<b>4</b>	<b>4</b>
<b>Arkansas</b>	<b>77</b>		<b>26-58</b>	<b>.448</b>	<b>8-25</b>	<b>.320</b>	<b>17-18</b>	<b>.944</b>	<b>3</b>	<b>21</b>	<b>24</b>		<b>22</b>	<b>9</b>	<b>7</b>	<b>4</b>	<b>8</b>
<b>LSU (W, 10-4, 2-0)</b>	<b>79</b>	<b>+2</b>	<b>27-66</b>	<b>.409</b>	<b>4-15</b>	<b>.267</b>	<b>21-28</b>	<b>.750</b>	<b>23</b>	<b>30</b>	<b>53</b>	<b>+29</b>	<b>16</b>	<b>8</b>	<b>13</b>	<b>5</b>	<b>1</b>
<b>Miss. State</b>	<b>59</b>		<b>19-56</b>	<b>.339</b>	<b>14-35</b>	<b>.400</b>	<b>15-23</b>	<b>.652</b>	<b>17</b>	<b>15</b>	<b>32</b>		<b>15</b>	<b>15</b>	<b>7</b>	<b>2</b>	<b>4</b>
<b>LSU (W, 11-4, 3-0)</b>	<b>60</b>	<b>+1</b>	<b>22-59</b>	<b>.373</b>	<b>2-21</b>	<b>.095</b>	<b>14-23</b>	<b>.609</b>	<b>13</b>	<b>18</b>	<b>31</b>	<b>-1</b>	<b>12</b>	<b>11</b>	<b>8</b>	<b>5</b>	<b>13</b>
<b>LSU (W, 12-4, 4-0)</b>	<b>85</b>		<b>29-60</b>	<b>.483</b>	<b>14-38</b>	<b>.368</b>	<b>17-20</b>	<b>.850</b>	<b>16</b>	<b>32</b>	<b>48</b>	<b>+16</b>	<b>21</b>	<b>23</b>	<b>19</b>	<b>4</b>	<b>1</b>
<b>Texas A&amp;M</b>	<b>89 (ot)</b>	<b>+4</b>	<b>28-72</b>	<b>.389</b>	<b>14-35</b>	<b>.400</b>	<b>15-23</b>	<b>.652</b>	<b>17</b>	<b>15</b>	<b>32</b>		<b>15</b>	<b>15</b>	<b>7</b>	<b>2</b>	<b>4</b>
<b>LSU (W, 13-4, 5-0)</b>	<b>80</b>	<b>+4</b>	<b>24-57</b>	<b>.421</b>	<b>8-21</b>	<b>.381</b>	<b>24-27</b>	<b>.889</b>	<b>12</b>	<b>35</b>	<b>47</b>	<b>+16</b>	<b>17</b>	<b>10</b>	<b>16</b>	<b>5</b>	<b>3</b>
<b>Ole Miss</b>	<b>76</b>		<b>29-65</b>	<b>.446</b>	<b>9-23</b>	<b>.391</b>	<b>9-19</b>	<b>.474</b>	<b>8</b>	<b>21</b>	<b>31</b>		<b>21</b>	<b>19</b>	<b>10</b>	<b>1</b>	<b>10</b>
<b>Florida</b>	<b>82</b>		<b>31-61</b>	<b>.508</b>	<b>11-30</b>	<b>.367</b>	<b>9-11</b>	<b>.818</b>	<b>8</b>	<b>20</b>	<b>28</b>		<b>21</b>	<b>13</b>	<b>12</b>	<b>3</b>	<b>5</b>
<b>LSU (W, 14-4, 6-0)</b>	<b>84</b>	<b>+2</b>	<b>29-61</b>	<b>.475</b>	<b>2-14</b>	<b>.143</b>	<b>24-31</b>	<b>.774</b>	<b>15</b>	<b>23</b>	<b>38</b>	<b>+10</b>	<b>16</b>	<b>17</b>	<b>11</b>	<b>1</b>	<b>7</b>
<b>LSU (W, 15-4)</b>	<b>69</b>	<b>+2</b>	<b>24-54</b>	<b>.444</b>	<b>5-16</b>	<b>.313</b>	<b>16-20</b>	<b>.800</b>	<b>15</b>	<b>21</b>	<b>36</b>	<b>+13</b>	<b>10</b>	<b>13</b>	<b>16</b>	<b>2</b>	<b>7</b>
<b>Texas</b>	<b>67</b>		<b>28-58</b>	<b>.483</b>	<b>8-26</b>	<b>.308</b>	<b>3-6</b>	<b>.500</b>	<b>9</b>	<b>14</b>	<b>23</b>		<b>18</b>	<b>9</b>	<b>13</b>	<b>4</b>	<b>6</b>
<b>Alabama</b>	<b>76</b>		<b>30-73</b>	<b>.411</b>	<b>10-38</b>	<b>.263</b>	<b>6-10</b>	<b>.600</b>	<b>11</b>	<b>20</b>	<b>31</b>		<b>17</b>	<b>14</b>	<b>9</b>	<b>5</b>	<b>3</b>
<b>LSU (W, 16-4, 7-0)</b>	<b>90</b>	<b>+14</b>	<b>34-67</b>	<b>.507</b>	<b>3-16</b>	<b>.188</b>	<b>19-20</b>	<b>.950</b>	<b>14</b>	<b>35</b>	<b>49</b>	<b>+18</b>	<b>13</b>	<b>10</b>	<b>13</b>	<b>3</b>	<b>8</b>
<b>Ole Miss</b>	<b>63</b>		<b>21-59</b>	<b>.356</b>	<b>6-22</b>	<b>.273</b>	<b>15-19</b>	<b>.789</b>	<b>7</b>	<b>23</b>	<b>30</b>		<b>27</b>	<b>10</b>	<b>10</b>	<b>2</b>	<b>4</b>
<b>LSU (W, 17-4, 8-0)</b>	<b>73</b>	<b>+10</b>	<b>23-48</b>	<b>.479</b>	<b>4-10</b>	<b>.400</b>	<b>28-36</b>	<b>.778</b>	<b>12</b>	<b>26</b>	<b>38</b>	<b>+8</b>	<b>13</b>	<b>10</b>	<b>13</b>	<b>3</b>	<b>8</b>
LSU (L, 17-5, 8-1)	90	-9	29-62	.468	4-18	.222	28-36	.778	12	26	38	+8	21	10	10	2	4
Vanderbilt	99		35-61	.574	12-30	.400	17-23	.739	5	25	30		25	14	8	1	6
LSU (L, 17-6, 8-2)	90 (ot)	-1	31-66	.470	12-32	.375	16-20	.800	8	28	36	-10	18	17	8	2	6
Auburn	91		30-74	.405	18-44	.409	13-20	.650	17	29	46		16	14	10	5	2
<b>Missouri</b>	<b>78</b>		<b>31-60</b>	<b>.517</b>	<b>9-21</b>	<b>.429</b>	<b>7-13</b>	<b>.538</b>	<b>12</b>	<b>20</b>	<b>32</b>		<b>25</b>	<b>15</b>	<b>14</b>	<b>5</b>	<b>5</b>
<b>LSU (W, 18-6, 9-2)</b>	<b>82</b>	<b>+4</b>	<b>25-53</b>	<b>.472</b>	<b>3-12</b>	<b>.250</b>	<b>29-34</b>	<b>.853</b>	<b>10</b>	<b>21</b>	<b>31</b>	<b>-1</b>	<b>15</b>	<b>7</b>	<b>10</b>	<b>3</b>	<b>4</b>
LSU (L, 18-7, 9-3)	82	-4	29-67	.433	11-27	.407	13-17	.765	13	31	44	+2	20	11	12	4	9
Alabama	78		28-66	.424	13-35	.371	19-26	.731	13	29	42		16	15	9	4	6
Kentucky	79		29-61	.475	9-18	.500	12-16	.750	13	20	33		17	15	12	11	5
LSU (L, 18-8, 9-4)	76	-3	26-66	.394	7-20	.350	17-24	.708	23	22	45	+12	16	11	12	3	6
<b>LSU (W, 19-8, 10-4)</b>	<b>86</b>	<b>+6</b>	<b>26-59</b>	<b>.441</b>	<b>9-23</b>	<b>.391</b>	<b>25-31</b>	<b>.806</b>	<b>12</b>	<b>29</b>	<b>41</b>	<b>-2</b>	<b>23</b>	<b>15</b>	<b>14</b>	<b>6</b>	<b>8</b>
<b>South Carolina</b>	<b>80</b>		<b>29-75</b>	<b>.373</b>	<b>9-25</b>	<b>.360</b>	<b>15-25</b>	<b>.600</b>	<b>20</b>	<b>23</b>	<b>43</b>		<b>22</b>	<b>12</b>	<b>11</b>	<b>5</b>	<b>8</b>
LSU (L, 19-9, 10-5)	66	-15	26-59	.441	6-23	.261	8-12	.667	9	24	33	--	12	9	8	2	3
Florida	81		34-62	.548	9-21	.429	4-7	.571	6	27	33		14	17	5	6	3
<b>Texas A&amp;M</b>	<b>50</b>		<b>20-49</b>	<b>.408</b>	<b>9-23</b>	<b>.391</b>	<b>1-9</b>	<b>.111</b>	<b>9</b>	<b>24</b>	<b>33</b>		<b>11</b>	<b>12</b>	<b>13</b>	<b>1</b>	<b>2</b>
<b>LSU (W, 20-9, 11-5)</b>	<b>64</b>	<b>+14</b>	<b>23-57</b>	<b>.404</b>	<b>10-31</b>	<b>.323</b>	<b>8-12</b>	<b>.667</b>	<b>12</b>	<b>23</b>	<b>35</b>	<b>+2</b>	<b>9</b>	<b>11</b>	<b>4</b>	<b>1</b>	<b>7</b>
LSU (L, 20-10, 11-6)	90	-9	31-70	.443	11-27	.407	17-23	.									

# 2019-20 Starting Lineups

## Bowling Green (H-W)

F - Darius Days  
F - Trendon Watford  
G - Charles Manning, Jr.  
G - Javonte Smart  
G - Skylar Mays

## VCU (A-L)

F - Darius Days  
F - Trendon Watford  
G - Charles Manning, Jr.  
G - Javonte Smart  
G - Skylar Mays

## Nicholls State (H-W)

F - Darius Days  
F - Trendon Watford  
F - Emmitt Williams  
G - Javonte Smart  
G - Skylar Mays

## UMBC (H-W)

F - Darius Days  
F - Trendon Watford  
F - Emmitt Williams  
G - Javonte Smart  
G - Skylar Mays

## Utah State (N-L)

F - Darius Days  
F - Trendon Watford  
F - Emmitt Williams  
G - Javonte Smart  
G - Skylar Mays

## Rhode Island (N-W)

F - Darius Days  
F - Trendon Watford  
F - Emmitt Williams  
G - Javonte Smart  
G - Skylar Mays

## Missouri State (H-W)

F - Darius Days  
F - Trendon Watford  
F - Emmitt Williams  
G - Javonte Smart  
G - Skylar Mays

## UNO (H-W)

F - Darius Days  
F - Emmitt Williams  
G - Charles Manning, Jr.  
G - Javonte Smart  
G - Skylar Mays

## Northwestern State (H-W)

F - Darius Days  
F - Trendon Watford  
F - Emmitt Williams  
G - Javonte Smart  
G - Skylar Mays

## ETSU (H-L)

F - Darius Days  
F - Trendon Watford  
F - Emmitt Williams  
G - Javonte Smart  
G - Skylar Mays

## Southern California (N-L)

F - Darius Days  
F - Trendon Watford  
F - Emmitt Williams  
G - Javonte Smart  
G - Skylar Mays

## Libery (H-W)

F - Darius Days  
F - Trendon Watford  
F - Emmitt Williams  
G - Javonte Smart  
G - Skylar Mays

## Tennessee (A-W)

F - Darius Days  
F - Trendon Watford  
F - Emmitt Williams  
G - Javonte Smart  
G - Skylar Mays

## Arkansas (H-W)

F - Darius Days  
F - Trendon Watford  
F - Emmitt Williams  
G - Javonte Smart  
G - Skylar Mays

## Miss. State (H-W)

F - Darius Days  
F - Trendon Watford  
F - Emmitt Williams  
G - Javonte Smart  
G - Skylar Mays

## Texas A&M (A-W-OT)

F - Darius Days  
F - Trendon Watford  
F - Emmitt Williams  
G - Javonte Smart  
G - Skylar Mays

## Ole Miss (A-W)

F - Darius Days  
F - Trendon Watford  
F - Emmitt Williams  
G - Javonte Smart  
G - Skylar Mays

## Florida (H-W)

F - Darius Days  
F - Trendon Watford  
F - Emmitt Williams  
G - Javonte Smart  
G - Skylar Mays

## Texas (A-W)

F - Darius Days  
F - Trendon Watford  
F - Emmitt Williams  
G - Javonte Smart  
G - Skylar Mays

## Alabama (H-W)

F - Darius Days  
F - Trendon Watford  
F - Emmitt Williams  
G - Javonte Smart  
G - Skylar Mays

## Ole Miss (H-W)

F - Darius Days  
F - Trendon Watford  
F - Emmitt Williams  
G - Javonte Smart  
G - Skylar Mays

## Vanderbilt (A-L)

F - Darius Days  
F - Trendon Watford  
F - Emmitt Williams  
G - Javonte Smart  
G - Skylar Mays

## Auburn (A-L-OT)

F - Darius Days  
F - Trendon Watford  
F - Emmitt Williams  
G - Javonte Smart  
G - Skylar Mays

## Missouri (H-W)

F - Darius Days  
F - Trendon Watford  
F - Emmitt Williams  
G - Javonte Smart  
G - Skylar Mays

## Alabama (A-L)

F - Darius Days  
F - Trendon Watford  
F - Emmitt Williams  
G - Javonte Smart  
G - Skylar Mays

## Kentucky (H-L)

F - Darius Days  
F - Trendon Watford  
F - Emmitt Williams  
G - Javonte Smart  
G - Skylar Mays

## South Carolina (A-W)

F - Darius Days  
F - Trendon Watford  
G - Aundre Hyatt  
G - Javonte Smart  
G - Skylar Mays

## Florida (A-L)

F - Darius Days  
F - Trendon Watford  
G - Aundre Hyatt  
G - Javonte Smart  
G - Skylar Mays

## Texas A&M (H-W)

F - Darius Days  
F - Trendon Watford  
G - Marlon Taylor  
G - Javonte Smart  
G - Skylar Mays

## Arkansas (A-L)

F - Darius Days  
F - Trendon Watford  
G - Marlon Taylor  
G - Javonte Smart  
G - Skylar Mays

## Georgia (H-W)

F - Emmitt Williams  
F - Trendon Watford  
G - Marlon Taylor  
G - Marshall Graves  
G - Skylar Mays

## Lineup Records

### Record: 16-7

F - Darius Days  
F - Trendon Watford  
F - Emmitt Williams  
G - Javonte Smart  
G - Skylar Mays

### Record: 1-1

F - Darius Days  
F - Trendon Watford  
G - Charles Manning, Jr.  
G - Javonte Smart  
G - Skylar Mays

### Record: 1-1

F - Darius Days  
F - Trendon Watford  
G - Aundre Hyatt  
G - Javonte Smart  
G - Skylar Mays

### Record: 1-1

F - Darius Days  
F - Trendon Watford  
G - Marlon Taylor  
G - Javonte Smart  
G - Skylar Mays

### Record: 1-0

F - Darius Days  
F - Emmitt Williams  
G - Charles Manning, Jr.  
G - Javonte Smart  
G - Skylar Mays

### Record: 1-0

F - Trendon Watford  
F - Emmitt Williams  
G - Marlon Taylor  
G - Marshall Graves  
G - Skylar Mays



# Series Record vs. 2020-21 SEC Opponents

## ALABAMA

Alabama leads: 109-74  
Last Meeting: Feb. 15, 2020  
Score: at Alabama 88, LSU 82  
At Baton Rouge: LSU leads, 50-33  
At Tuscaloosa: Alabama leads, 68-19  
At Neutral Sites: Alabama leads, 6-5  
Present Streak: Alabama 1 win

## ARKANSAS

Arkansas leads: 37-32  
Last Meeting: March 4, 2020  
Score: at Arkansas 99, LSU 90  
At Baton Rouge: LSU leads, 18-12  
At Fayetteville: Arkansas leads, 20-8  
At Neutral Sites: LSU leads, 6-5  
Present Streak: Arkansas 1 win

## AUBURN

LSU leads: 86-70  
Last meeting: Feb. 8, 2020  
Score: Auburn 91, LSU 90 ot (Auburn)  
At Baton Rouge: LSU leads, 47-25  
At Auburn: Auburn leads, 39-35  
At Neutral Sites: Auburn leads, 6-4  
Present Streak: Auburn 1 win

## FLORIDA

LSU leads: 65-49  
Last meeting: Feb. 26, 2020  
Score: Florida 81, LSU 66 (Gainesville)  
At Baton Rouge: LSU leads, 37-15  
At Gainesville: Florida leads, 31-19  
At Neutral Sites: LSU leads, 8-4  
Present Streak: Florida 1 win

## GEORGIA

LSU leads: 68-47  
Last meeting: March, 7, 2020  
Score: LSU 94, Georgia 64 (BR)  
At Baton Rouge: LSU leads, 37-15  
At Athens: Georgia leads, 28-22  
At Neutral Sites: LSU leads, 8-4  
Present Streak: LSU 3 wins

## KENTUCKY

Kentucky leads: 90-27  
Last meeting: February 18, 2020  
Score: Kentucky 79, LSU 76 (BR)  
At Baton Rouge: Kentucky leads, 31-18  
At Lexington: Kentucky leads, 44-6  
At Neutral Sites: Kentucky leads, 15-3  
Present Streak: Kentucky 1 win

## MISSISSIPPI

LSU leads: 124-88  
Last meeting: Feb. 1, 2020  
Score: LSU 73, Ole Miss 63 (BR)  
At Baton Rouge: LSU leads, 78-30  
At Oxford: Ole Miss leads, 55-40  
At Neutral Sites: LSU leads, 6-3  
Present Streak: LSU 4 wins

## MISSISSIPPI STATE

LSU leads: 112-102  
Last meeting: January 11, 2020  
Score: LSU 60, Mississippi St. 59 (BR)  
At Baton Rouge: LSU leads, 70-36  
At Starkville: Mississippi State leads, 60-39  
At Neutral Sites: Mississippi State leads, 6-3  
Present Streak: LSU 2 win

## MISSOURI

LSU leads: 8-2  
Last meeting: Feb. 11, 2020  
Score: LSU 82, Missouri 78 (BR)  
At Baton Rouge: LSU leads, 5-0  
At Columbia: Tied,, 2-2  
At Neutral Site: LSU leads, 1-0  
Present Streak: LSU 5 wins

## SOUTH CAROLINA

USC leads: 18-17  
Last meeting: Feb. 22, 2020  
Score: LSU 86, South Caroline 80 (Columbia)  
At Baton Rouge: LSU leads, 8-6  
At Columbia: LSU leads, 9-8  
At Neutral Sites: USC leads, 4-0  
Present Streak: LSU 2 win

## TENNESSEE

Tennessee leads: 65-48  
Last meeting: Jan. 4, 2020  
Score: LSU 78, Tennessee 64 (Knoxville)  
At Baton Rouge: LSU leads, 27-25  
At Knoxville: Tennessee leads, 33-17  
At Neutral Sites: Tennessee leads, 7-4  
Present Streak: LSU 2 win

## TEXAS A&M

LSU leads: 24-18  
Last meeting: Feb. 29, 2020  
Score: LSU 64, Texas A&M 50 (BR)  
At Baton Rouge: LSU leads, 16-3  
At College Station: Texas A&M leads, 10-5  
At Neutral Sites: Texas A&M leads, 4-3  
Present Streak: LSU 6 wins

## VANDERBILT

Vandy leads: 64-54  
Last meeting: Feb. 5, 2020  
Score: Vanderbilt 99, LSU 90 (Nashville)  
At Baton Rouge: LSU leads, 33-20  
At Nashville: SU leads, 6-5  
Present Streak: Vandy 1 win

# 2021 SEC Tournament



The Southeastern Conference Men's Basketball Tournament returns to Bridgestone Arena in Nashville in March 2021 after the 2020 Tournament was cancelled by the league after day one because of the national pandemic that stopped all play in the sport.

Technically, it will be the 10th time that the arena has served as the host of the SEC Tournament. The building has seen a champion crowned on eight occasions in 2001, 2006, 2010, 2013, 2015, 2016, 2017 and 2019.

Also the home of the NHL's Nashville Predators, Bridgestone Arena has the distinction of being one of the busiest venues in the United States over the past decade and a half, hosting more than 18 million guests during that time. Seating capacity is approximately 19,395 for basketball games.

The winner of the 13-game tournament receives the SEC's automatic bid to the NCAA Tournament. The tournament seeds are determined by the 18-game conference schedule during the regular season. Teams are seeded 1-14 based on their regular season conference finish.

Atlanta served as host of the inaugural SEC Tournament played following the 1932-33 season and did so again after the 1933-34 season. The event was held every year through 1952, with the exception of 1935. After a 26-year layoff (1953-78), the tournament was renewed in 1979. The 2021 tournament will be the 62nd in league history and the 43rd since the renewal.

The event has helped set the stage for SEC teams in the NCAA Tournament, as 24 of the tournament champions since the tournament resumed in 1979 have advanced to at least the Sweet 16. Three of the last 13 SEC Tournament champions have gone on to win the national championship. Kentucky leads the league with 31 SEC Tournament titles. Alabama is second with six, while Tennessee and Florida are tied for third with four. Mississippi State has three championship trophies while Auburn, Georgia, Ole Miss and Vanderbilt have two. Arkansas, LSU and former league member Georgia Tech have each won one SEC Tournament championship.

## Future SEC Tournament Dates & Sites

March 9-13, 2022  
Tampa, Fla.  
(Amalie Arena)

March 2023-2035  
Nashville, Tennessee  
(Bridgestone Arena)

## 2021 SEC Tournament

March 10-14 • Bridgestone Arena • Nashville, Tennessee

### First Round - March 10 (Wednesday)

Game 1 Seed #12 vs. Seed #13 (SEC Network) 6 p.m. CT  
Game 2 Seed #11 vs. Seed #14 (SEC Network), 25 minutes after

### Second Round - March 11 (Thursday)

Game 3 Seed #8 vs. Seed #9 (SEC Network) Noon CT  
Game 4 Seed #5 vs. Winner of Game 1 (SEC Network) 25 minutes after

Game 5 Seed #7 vs. Seed #10 (SEC Network) 6 p.m. CT  
Game 6 Seed #6 vs. Winner of Game 2 (SEC Network) 25 minutes after

### Quarterfinals - March 12 (Friday)

Game 7 Game 3 Winner vs. Seed #1 (ESPN) Noon CT  
Game 8 Game 4 Winner vs. Seed #4 (ESPN) 25 minutes after

Game 9 Game 5 Winner vs. Seed #2 (SEC Network) 6 p.m. CT  
Game 10 Game 6 Winner vs. Seed #3 (SEC Network) 25 minutes after

### Semifinals - March 13 (Saturday)

Game 11 Game 7 Winner vs. Game 8 Winner (ESPN), Noon CT

Game 12 Game 9 Winner vs. Game 10 Winner (ESPN), 25 minutes after

### Championship - March 14 (Sunday)

Game 13 Gm 11 Winner vs. Gm 12 Winner (ESPN), Noon CT

# LSU's SEC Tournament History

## 1933 - Atlanta Athletic Club, Atlanta, Ga.

First Round - LSU 57, Auburn 33  
Quarterfinals - LSU 55, Tennessee 43  
Semifinals - Kentucky 51, LSU 38

## 1934 - Atlanta Athletic Club, Atlanta, Ga.

Quarterfinals - Tennessee 42, LSU 35

## 1936 - Alumni Memorial Gym, Knoxville, Tenn.

Quarterfinals - Alabama 52, LSU 30

## 1937 - Alumni Memorial Gym, Knoxville, Tenn.

Quarterfinals - Kentucky 57, LSU 37

## 1938 - Huey Long Field House, Baton Rouge, La.

Quarterfinals - LSU 60, Auburn 34  
Semifinals - Ole Miss 68, LSU 40

## 1939 - Alumni Memorial Gym, Knoxville, Tenn.

First Round - LSU 55, Sewanee 35  
Quarterfinals - LSU 50, Georgia 28  
Semifinals - Kentucky 53, LSU 34

## 1940 - Alumni Memorial Gym, Knoxville, Tenn.

First Round - LSU 57, Tulane 44  
Quarterfinals - Alabama 51, LSU 25

## 1941 - Jefferson County Armory, Louisville, Ky.

First Round - Vanderbilt 63, LSU 49

## 1942 - Jefferson County Armory, Louisville, Ky.

Quarterfinals - Alabama 45, LSU 31 (OT)

## 1943 - Jefferson County Armory, Louisville, Ky.

First Round - LSU 67, Auburn 38  
Quarterfinals - LSU 46, Alabama 41  
Semifinals - Tennessee 52, LSU 34

## 1944 - Jefferson County Armory, Louisville, Ky.

Semifinals - Kentucky 55, LSU 28

## 1945 - Jefferson County Armory, Louisville, Ky.

Quarterfinals - Kentucky 68, LSU 37

## 1946 - Jefferson County Armory, Louisville, Ky.

First Round - LSU 74, Tulane 29  
Quarterfinals - LSU 69, Ole Miss 34  
Semifinals - LSU 60, Georgia 41  
Finals - Kentucky 59, LSU 36

## 1947 - Jefferson County Armory, Louisville, Ky.

First Round - LSU 61, Ole Miss 36  
Quarterfinals - LSU 60, Florida 45  
Semifinals - Tulane 63, LSU 50

## 1948 - Jefferson County Armory, Louisville, Ky.

Quarterfinals - Kentucky 63, LSU 47

## 1949 - Jefferson County Armory, Louisville, Ky.

First Round - LSU 55, Georgia Tech 53  
Quarterfinals - LSU 60, Vanderbilt 56  
Semifinals - Tulane 72, LSU 63

## 1950 - Jefferson County Armory, Louisville, Ky.

First Round - LSU 66, Florida 57  
Quarterfinals - LSU 73, Auburn 45  
Semifinals - Tennessee 81, LSU 79 (OT)

## 1951 - Jefferson County Armory, Louisville, Ky.

Quarterfinals - LSU 62, Ole Miss 57  
Semifinals - Vanderbilt 75, LSU 63

## 1952 - Jefferson County Armory, Louisville, Ky.

First Round - LSU 77, Mississippi State 44  
Quarterfinals - LSU 75, Ole Miss 60  
Semifinals - LSU 77, Florida 69  
Finals - Kentucky 44, LSU 43

## 1979 - Birmingham Coliseum, Birmingham, Ala.

Semifinals - (6) Kentucky 80, (1) LSU 67

## 1980 - Birmingham Coliseum, Birmingham, Ala.

Quarterfinals - (2) LSU 95, (10) Florida 82  
Semifinals - (2) LSU 73, (3) Alabama 66  
Finals - (2) LSU 80, (1) Kentucky 78

## 1981 - Birmingham Coliseum, Birmingham, Ala.

Quarterfinals - (1) LSU 85, (8) Florida 73  
Semifinals - (5) Georgia 68, (1) LSU 60

## 1982 - Rupp Arena, Lexington, Ky.

Quarterfinals - (4) Ole Miss 59, (5) LSU 52

## 1983 - Birmingham Coliseum, Birmingham, Ala.

Quarterfinals - (7) Tennessee 74, (2) LSU 71

## 1984 - Memorial Gymnasium, Nashville, Tenn.

Quarterfinals - (5) Alabama 72, (4) LSU 70 (OT)

## 1985 - Birmingham Coliseum, Birmingham, Ala.

Quarterfinals - (8) Auburn 58, (1) LSU 55

## 1986 - Rupp Arena, Lexington, Ky.

Quarterfinals - (5) LSU 72, (4) Florida 66  
Semifinals - (1) Kentucky 61, (5) LSU 58

## 1987 - The Omni, Atlanta, Ga.

First Round - (7) LSU 68, (10) Mississippi St. 54  
Quarterfinals - (7) LSU 72, (2) Florida 66  
Semifinals - (7) LSU 89, (3) Georgia 88 (2OT)  
Finals - (1) Alabama 69, (7) LSU 62

## 1988 - Maravich Center, Baton Rouge, La.

Quarterfinals - (4) LSU 87, (5) Vanderbilt 80  
Semifinals - (1) Kentucky 86, (4) LSU 80

## 1989 - Thompson-Boling Arena, Knoxville, Tenn.

Quarterfinals - (5) Tennessee 95, (4) LSU 77

## 1990 - Orlando Arena, Orlando, Fla.

Quarterfinals - (6) Auburn 78, (3) LSU 76

## 1991 - Memorial Gym, Nashville, Tenn.

Quarterfinals - (7) Auburn 92, (2) LSU 77

## 1992 - BJCC, Birmingham, Ala.

Quarterfinals - (W2) LSU 99, (E3) Tennessee 89  
Semifinals - (E1) Kentucky 80, (W2) LSU 74

## 1993 - Rupp Arena, Lexington, Ky.

Quarterfinals - (W2) LSU 89, (W5) Ole Miss 70  
Semifinals - (W2) LSU 72, (E1) Vanderbilt 62  
Finals - (E2) Kentucky 82, (W2) LSU 65

## 1994 - The Pyramid, Memphis, Tenn.

First Round - (E4) Georgia 83, (W5) LSU 70

## 1995 - Georgia Dome, Atlanta, Ga.

First Round - (E4) Vanderbilt 85, (W5) LSU 61

## 1996 - Louisiana Superdome, New Orleans, La.

First Round - (E3) South Carolina 85, (W6) LSU 76

## 1997 - The Pyramid, Memphis, Tenn.

First Round - (E3) Georgia 75, (W6) LSU 54

## 1998 - Georgia Dome, Atlanta, Ga.

First Round - (E3) Tennessee 73, (W6) LSU 62

## 1999 - Georgia Dome, Atlanta, Ga.

First Round - (E3) Florida 97, (W6) LSU 75

## 2000 - Georgia Dome, Atlanta, Ga.

Quarterfinals - (W1) LSU 71, (E4) Vanderbilt 60  
Semifinals - (W2) Arkansas 69, (W1) LSU 67

## 2001 - Gaylord Center, Nashville, Tenn.

First Round - (W6) LSU 63, (E3) Georgia 62  
Quarterfinals - (W2) Arkansas 77, (W6) LSU 72

## 2002 - Georgia Dome, Atlanta, Ga.

First Round - (W4) LSU 69, (E5) Vanderbilt 62  
Quarterfinals - (W4) LSU 78, (E3) Georgia 76  
Semifinals - (W2) Mississippi St. 57, (W4) LSU 51

## 2003 - Louisiana Superdome, New Orleans, La.

First Round - (W3) LSU 85, (W6) Arkansas 56  
Quarterfinals - (W3) LSU 65, (E2) Florida 61  
Semifinals - (W1) Mississippi St. 76, (W3) LSU 61

## 2004 - Georgia Dome, Atlanta, Ga.

Quarterfinals - (E3) S. Carolina 85, (W2) LSU 64

## 2005 - Georgia Dome, Atlanta, Ga.

Quarterfinals - (W2) LSU 89, (W6) Auburn 58  
Semifinals - (E1) Kentucky 79, (W2) LSU 78 (ot)

## 2006 - Gaylord Center, Nashville, Tenn.

Quarterfinals - (W1) LSU 92, (E4) Vanderbilt 73  
Semifinals - (E2) Florida 81, (W1) LSU 65

## 2007 - Georgia Dome, Atlanta, Ga.

First Round -- (W6) LSU 76, (E3) Tenn. 67 (ot)  
Quarterfinals -- (W2) Ole Miss 80, (W6) LSU 60

## 2008 - Georgia Dome, Atlanta, Ga.

First Round -- (E5) South Carolina 77, (W4) LSU 73

## 2009 -- St. Pete Times Forum, Tampa, Fla.

Quarterfinals -- (W1) LSU 67, (E4) Kentucky 58  
Semifinals -- (W3) Mississippi St. 67, (W1) LSU 57

## 2010 -- Bridgestone Arena, Nashville, Tenn.

First Round -- (E3) Tennessee 59, (W6) LSU 49

## 2011 -- Georgia Dome, Atlanta, Ga.

First Round -- (E3) Vanderbilt 62, (W6) LSU 50

## 2012 -- New Orleans Arena, New Orleans, La.

First Round - (8) LSU 70, (9) Arkansas 54  
Quarterfinals - [1] Kentucky 60, [8] LSU 51

## 2013 -- Bridgestone Arena, Nashville, Tenn.

Second Round - (9) LSU 68, (8) Georgia 63  
Quarterfinals -- (1) Florida 80, (9) LSU 58

## 2014 -- Georgia Dome, Atlanta, Ga.

Second Round - (7) LSU 68, (10) Alabama 56  
Quarterfinals - (2) Kentucky 85, (7) LSU 67

## 2015 -- Bridgestone Arena, Nashville, Tenn.

Quarterfinals -- (13) Auburn 73, (4) Auburn 70 (ot)

## 2016 -- Bridgestone Arena, Nashville, Tenn.

Quarterfinals -- (4) LSU 75, Tennessee (12) 64  
Semifinals -- (1) Texas A&M 71, LSU (4) 38

## 2017 -- Bridgestone Arena, Nashville, Tenn.

First Round -- (11) Miss. State 79, LSU (14) 52

## 2018 -- Scottrade Arena \* St. Louis, Missouri

Second Round -- (7) Miss. State 80, LSU (10) 77

## 2019 -- Bridgestone Arena \* Nashville, Tennessee

Quarterfinals -- (8) Florida 76, LSU (1) 73

## 2020 -- Bridgestone Arena \* Nashville, Tennessee

LSU was scheduled to play in quarterfinal rd. as the 3rd seed.  
Tournament canceled after day 1 because of national pandemic.

# Scoring Records

## CAREER LEADERS

### Average Points (Min. 1,000 Points)

Name	Year	G	Pts	Average
1. Pete Maravich	1967-70	83	3,667	44.18
2. ** Mahmoud Abdul-Rauf	1988-90	64	1,854	28.97
3. Bob Pettit	1951-54	70	1,916	27.37
4. Shaquille O'Neal	1989-92	90	1,941	21.57
5. Glenn Hansen	1973-75	50	1,027	20.54
6. Marcus Thornton	2007-09	66	1,347	20.41
7. Ronnie Henderson	1993-96	77	1,561	20.27
8. Kenny Higgs	1974-78	106	1,896	17.89
9. Roger Sigler	1953-57	77	1,338	17.38
10. Dick Maile	1962-65	74	1,284	17.35
11. Rudy Macklin	1976-81	123	2,080	16.91
12. Glen Davis	2004-07	95	1,587	16.71
13. Al Sanders	1969-72	83	1,383	16.66
14. DeWayne Scales	1977-80	84	1,357	16.15
15. Bill Newton	1969-72	84	1,339	15.94
16. John Williams	1984-86	66	1,046	15.85
17. Tremont Waters	2017-19	66	1,029	15.59
18. Howard Carter	1979-83	128	1,942	15.17
19. Joe Dean	1949-52	73	1,072	14.68
20. Tasmin Mitchell	2005-10	137	1,989	14.52

## Points

Name	Year	G	Points
1. Pete Maravich	1967-70	83	3,667
2. Rudy Macklin	1976-81	123	2,080
3. Tasmin Mitchell	2005-10	137	1,989
4. Howard Carter	1979-83	128	1,942
5. Shaquille O'Neal	1989-92	90	1,941
6. Bob Pettit	1951-54	70	1,916
7. Kenny Higgs	1974-78	106	1,896
8. Mahmoud Abdul-Rauf	1988-90	64	1,854
9. Ronald Dupree	1999-03	129	1,726
10. Skylar Mays	2016-20	130	1,617
11. Derrick Taylor	1981-82; 83-86	124	1,590
12. Glen Davis	2004-07	95	1,587
13. Darrel Mitchell	2002-06	127	1,569
14. Ronnie Henderson	1993-96	77	1,561
15. Vernel Singleton	1988-92	125	1,513
16. Leonard Mitchell	1980-84	118	1,508
17. Ricky Blanton	1984-86; 87-89	129	1,501
18. Torris Bright	2000-03	129	1,463
19. Nikita Wilson	1983-87	110	1,384
20. Al Sanders	1969-72	83	1,383

## SEASON LEADERS

### Average Points (Minimum 20 Games)

Name	Year	G	Pts	Average
1. Pete Maravich	1969-70	31	1381	44.55
2. Pete Maravich	1968-69	26	1148	44.15
3. Pete Maravich	1967-68	26	1138	43.77
4. Bob Pettit	1953-54	25	785	31.40
5. Mahmoud Abdul-Rauf	1988-89	32	965	30.16
6. Mahmoud Abdul-Rauf	1989-90	32	889	27.78
7. Shaquille O'Neal	1990-91	28	774	27.64
8. Bob Pettit	1951-52	24	612	25.50
9. Roger Sigler	1955-56	20	501	25.05
10. Bob Pettit	1952-53	21	519	24.71
11. Shaquille O'Neal	1991-92	30	722	24.07
12. Ronnie Henderson	1994-95	27	630	23.32
13. Kenny Higgs	1975-76	26	577	22.19
14. Ronnie Henderson	1995-96	23	502	21.83
15. Glenn Hansen	1974-75	25	542	21.68
16. Marcus Thornton	2008-09	35	739	21.11
17. Al Sanders	1970-71	25	523	20.92
18. Dick Maile	1963-64	25	518	20.72
19. Ricky Blanton	1988-89	32	648	20.25
20. Marcus Thornton	2007-08	31	608	19.61

## Single Season Points

Name	Year	G	Pts
1. Pete Maravich	1969-70	31	1381
2. Pete Maravich	1968-69	26	1148
3. Pete Maravich	1967-68	26	1138
4. Mahmoud Abdul-Rauf	1988-89	32	965
5. Mahmoud Abdul-Rauf	1989-90	32	889
6. Bob Pettit	1953-54	25	785
7. Shaquille O'Neal	1990-91	28	774
8. Marcus Thornton	2008-09	35	739
9. Shaquille O'Neal	1991-92	30	722
10. Glen Davis	2005-06	36	669
11. John Williams	1985-86	37	658
12. Ricky Blanton	1988-89	32	648
13. Ben Simmons	2015-16	33	632
Anthony Wison	1986-87	39	632
15. Ronnie Henderson	1994-95	27	630
16. Marcus Thornton	2007-08	31	608
17. Darrel Mitchell	2005-06	36	604
18. Kenny Higgs	1975-76	26	577
19. Howard Carter	1980-81	36	576
20. Rudy Macklin	1980-81	36	573

## Single Game Leaders

Name	Date	Opponent	Pts
1. Pete Maravich	Feb. 7, 1970	Alabama	69
2. Pete Maravich	Feb. 10, 1969	Tulane	66
3. Pete Maravich	Feb. 21, 1970	Kentucky	64
4. Pete Maravich	Dec. 11, 1969	Vanderbilt	61
5. Bob Pettit	Dec. 7, 1953	Louisiana College	60
6. Pete Maravich	Feb. 17, 1968	Alabama	59
7. Pete Maravich	March 8, 1969	Georgia	58
Pete Maravich	Dec. 22, 1967	Miss. State	58
9. Bob Pettit	Dec. 22, 1967	Georgia	57
10. Mahmoud Abdul-Rauf	March 4, 1989	Ole Miss	55
Pete Maravich	March 2, 1970	Miss. State	55
Pete Maravich	Jan. 24, 1970	Kentucky	55
Pete Maravich	Jan. 3, 1970	Alabama	55
Pete Maravich	March 3, 1969	Miss. State	55
Pete Maravich	Dec. 14, 1968	Tulane	55
Pete Maravich	Feb. 21, 1968	Tulane	55
Pete Maravich	Jan. 3, 1968	Auburn	55

## Leading Single Game Scoring In First Varsity Game

(based on box scores through 1976-77 & Pete Maravich's first game in 1967.)

Name	Date	Opponent	Pts
1. Pete Maravich	Dec. 2, 1967	Tampa	48
2. Tremont Waters	Nov. 10, 2017	Alcorn State	27
Marcus Thornton	Nov. 12, 2007	Southeastern	27
4. Lester Earl	April 22, 1996	Troy	25
5. Duop Reath	Nov. 12, 2016	Wofford	23
6. Antonio Blakeney	Nov. 13, 2015	McNeese	22
Randy Livingston	Nov. 25, 1994	Southeastern	22
Jose Vargas	Nov. 28, 1986	Loyola Chicago	22
9. Jarell Martin	Nov. 15, 2014	Gardner Webb	21
Jordan Mickey	Nov. 15, 2014	Gardner Webb	21
Ralston Turner	Nov. 12, 2010	Northwestern State	21
Andre Stringer	Nov. 12, 2010	Northwestern State	21
Ronald Dupree	Nov. 20, 1999	Grambling State	21
Ronnie Henderson	Nov. 26, 1993	Texas	21
John Williams	Nov. 28, 1984	Loyola Chicago	21

-- \*\* Mahmoud Abdul-Rauf played as Chris Jackson at LSU



# Field Goal Records

## CAREER LEADERS

### Field Goals Made

Name	Year	G	FGM
1. Pete Maravich	1967-70	83	1,387
2. Rudy Macklin	1976-81	123	852
3. Howard Carter	1979-83	128	806
4. Shaquille O'Neal	1989-92	90	786
5. Tasmir Mitchell	2006-10	137	762
6. Bob Pettit	1951-54	70	721
7. Kenny Higgs	1974-78	106	687
8. Ronald Dupree	2000-03	129	665
9. ** Mahmoud Abdul-Rauf	1988-90	64	664
10. Leonard Mitchell	1980-84	118	630
11. Derrick Taylor	1981-82; 83-86	124	622
12. DeWayne Scales	1977-80	84	610
13. Ricky Blanton	1984-86; 87-89	129	581
14. Glen Davis	2004-07	95	566
15. Nikita Wilson	1983-87	110	563

### Field Goals Attempted

Name	Year	G	FGA
1. Pete Maravich	1967-70	83	3,175
2. Tasmir Mitchell	2005-10	137	1,639
3. Howard Carter	1979-83	128	1,629
4. Kenny Higgs	1974-78	106	1,566
5. Bob Pettit	1951-54	70	1,530
6. Rudy Macklin	1976-81	123	1,431
7. Mahmoud Abdul-Rauf	1988-90	64	1,401
8. Ronald Dupree	2000-03	129	1,376
9. Derrick Taylor	1981-82; 83-86	124	1,302
10. Shaquille O'Neal	1989-92	90	1,289
Ronnie Henderson	1993-96	77	1,289
12. Clarence Ceasar	1991-95	112	1,286
13. Darrel Mitchell	2002-06	127	1,222
14. Leonard Mitchell	1980-84	118	1,202
15. Skylar Mays	2016-20	130	1,168

### Field Goal Percentage (Min. 250 Attempts)

Name	Year	PCT.
1. Dave Ramsden (164-255)	1967-69	.6431
2. Shaquille O'Neal (786-1,289)	1989-92	.6098
3. Tyrus Thomas (152-250)	2005-06	.6080
4. Rudy Macklin (852-1,431)	1976-81	.5954
5. Al Sanders (525-897)	1969-72	.5853
6. Emmitt Williams (234-404)	2018-20	.5792
7. Stanley Roberts (200-347)	1989-90	.5764
8. Jaime Lloreda (284-497)	2002-04	.5714
9. Vernel Singleton (540-964)	1988-92	.5602
10. Stromile Swift (253-452)	1998-2000	.5597
11. Ben Simmons (216-386)	2015-16	.5596
12. Floyd Bailey (257-461)	1974-78	.5575
13. Bill Newton (558-1,025)	1969-72	.5444
14. Nikita Wilson (563-1,037)	1983-87	.5429
15. Collis Temple, Jr., (317-586)	1971-74	.5410

## SEASON LEADERS

### Field Goals Made

Name	Year	G	FGM
1. Pete Maravich	1969-70	31	522
2. Pete Maravich	1968-69	26	433
3. Pete Maravich	1967-68	26	432
4. Mahmoud Abdul-Rauf	1988-89	32	359
5. Shaquille O'Neal	1990-91	28	312
6. Mahmoud Abdul-Rauf	1989-90	32	305
7. Shaquille O'Neal	1991-92	32	294
8. Bob Pettit	1953-54	25	281
9. John Williams	1985-86	37	269
10. Marcus Thornton	2008-09	35	256
11. Glen Davis	2005-06	36	250
Ricky Blanton	1988-89	32	250
13. Bob Pettit	1951-52	24	247
14. Howard Carter	1982-83	32	234

15. Anthony Wilson	1986-87	39	233
Howard Carter	1980-81	36	233

### Field Goals Attempted

Name	Year	G	FGM
1. Pete Maravich	1969-70	31	1,168
2. Pete Maravich	1967-68	26	1,031
3. Pete Maravich	1968-69	26	976
4. Mahmoud Abdul-Rauf	1988-89	32	739
5. Mahmoud Abdul-Rauf	1989-90	32	662
6. Bob Pettit	1953-54	25	573
7. Bob Pettit	1951-52	24	563
8. Marcus Thornton	2008-09	35	542
9. John Williams	1985-86	37	540
10. Anthony Wilson	1986-87	39	517
11. Ronnie Henderson	1994-95	27	511
12. Dick Maile	1963-64	25	507
13. Glen Davis	2005-06	36	505
14. Shaquille O'Neal	1990-91	28	497
15. Joe Dean	1951-52	24	488

### Field Goal Percentage (Min. 100 Attempts)

Name	Year	PCT.
1. David Ramsden (112-166)	1968-69	.6747
2. Ralph Jukkola (125-196)	1967-68	.6378
3. Shaquille O'Neal (312-497)	1990-91	.6278
4. Rudy Macklin (223-357)	1980-81	.6246
5. Rudy Macklin (217-349)	1977-78	.6218
6. Kavell Bigby-Williams (111-180)	2018-19	.6167
7. Shaquille O'Neal (294-478)	1991-92	.6151
8. Emmitt Williams (89-145)	2018-19	.6138
9. Stromile Swift (208-342)	1999-00	.6082
10. Tyrus Thomas (152-250)	2005-06	.6080
11. Rudy Macklin (232-383)	1979-80	.6057
12. Al Sanders (171-287)	1971-72	.5958
13. Ricky Blanton (94-159)	1985-86	.5912
14. Bill Newton (143-242)	1969-70	.5909
15. Vernel Singleton (98-166)	1989-90	.5904

## Single Game

### Field Goals Made

Name	Date	Opponent	FGM
1. Pete Maravich	Feb. 7, 1970	Alabama	26
Pete Maravich	Dec. 11, 1969	Vanderbilt	26
3. Pete Maravich	Feb. 10, 1969	Tulane	25
4. Pete Maravich	Feb. 17, 1968	Alabama	24
5. Pete Maravich	Feb. 21, 1970	Kentucky	23
Bob Pettit	Jan. 9, 1954	Georgia	23

### Field Goals Attempted

Name	Date	Opponent	FGA
1. Pete Maravich	Feb. 7, 1970	Alabama	57
Pete Maravich	Jan. 29, 1969	Vanderbilt	57
3. Pete Maravich	Dec. 11, 1969	Vanderbilt	54
4. Pete Maravich	Feb. 22, 1969	Kentucky	53
5. Pete Maravich	Feb. 17, 1968	Alabama	52

### Field Goal Percentage (Min. 10 Attempts)

Name	Date	Opponent	FG Pct.
1. Rudy Macklin (12-12)	Jan. 5, 1980	Miss. State	1.000
Stanley Roberts (10-10)	Feb. 3, 1990	Loyola Marymount	1.000
Bill Wilson (10-10)	Jan. 4, 1964	Georgia	1.000
4. Brandon Bass (11-12)	Nov. 21, 2004	UL-Lafayette	.917
Nikita Wilson (11-12)	Nov. 22, 1985	Montana State	.917
Rudy Macklin (11-12)	Jan. 18, 1977	Ole Miss	.917
Ray Lewis (11-12)	Feb. 20, 1962	Alabama	.917

-- \*\* Mahmoud Abdul-Rauf played as Chris Jackson at LSU.

# Three-Point Field Goal Records

## CAREER LEADERS

### Three-Point Field Goals Made

Name	Year	G	FGM
1. Darrel Mitchell	2002-06	127	258
2. Andre Stringer	2010-14	125	242
3. Torris Bright	2000-03	129	237
4. Ronnie Henderson	1993-96	77	189
5. Clarence Ceasar	1991-95	112	175
6. Antonio Hudson	2001-05	124	174
7. Skylar Mays	2016-20	130	173
8. ** Mahmoud Abdul-Rauf	1988-90	64	172
9. Collis Temple III	2000-03	119	171
10. Marcus Thornton	2007-09	66	168
11. Anthony Hickey	2011-14	96	166
12. Maurice Carter	1995-99	108	157
13. Bo Spencer	2007-10	93	141
14. Tremont Waters	2017-19	66	128
15. Brian Beshara	1998-01	89	122

### Three-Point Field Goals Attempted

Name	Year	G	FGA
1. Andre Stringer	2010-14	125	680
2. Darrel Mitchell	2002-06	127	651
3. Torris Bright	2000-03	129	605
4. Ronnie Henderson	1993-96	77	586
5. Clarence Ceasar	1991-95	112	527
6. Anthony Hickey	2011-14	124	503
7. Skylar Mays	2016-20	130	501
8. Antonio Hudson	2001-05	124	477
9. ** Mahmoud Abdul-Rauf	1988-90	64	462
10. Collis Temple III	2000-03	119	460
11. Maurice Carter	1995-99	108	443
12. Marcus Thornton	2007-09	66	440
13. Bo Spencer	2007-10	93	426
14. Garrett Temple	2005-09	134	406
15. Tremont Waters	2017-19	66	376

### Three-Point FG Percentage (Min. 75 Attempts)

Name	Year	PCT.
1. Justin Anderson (45-92)	1991-92	.4891
2. Anthony Wilson (95-224)	1986-87	.4241
3. Ricky Blanton (46-112)	1984-86; 87-89	.4107
4. Keith Hornsby (111-277)	2014-16	.4007
5. Mike Hansen (113-285)	1990-93	.3965
6. Darrel Mitchell (258-651)	2002-06	.3963
7. Torris Bright (237-605)	2000-03	.3917
8. Landers Nolley (59-154)	1994-96	.3831
9. Jamie Brandon (72-188)	1991-94	.3830
10. Marcus Thornton (168-440)	2007-09	.3818
11. Duop Reath (30-80)	2016-18	.3750
12. Mahmoud Abdul-Rauf (172-462)	1988-90	.3723
13. Brian Beshara (122-328)	1998-01	.3720
14. Collis Temple III (171-460)	2000-03	.3717
15. Charles Carmouche (49-132)	2012-13	.3712

## SEASON LEADERS

### Three-Point Field Goals Made

Name	Year	G	FGA
1. Anthony Wilson	1986-87	39	95
2. Marcus Thornton	2007-08	35	90
3. Mahmoud Abdul-Rauf	1989-90	32	88
4. Mahmoud Abdul-Rauf	1988-89	32	84
5. Darrel Mitchell	2005-06	36	82
6. Marcus Thornton	2008-09	35	78
7. Torris Bright	2001-02	34	76
8. Andre Stringer	2013-14	34	74
9. Tremont Waters	2017-18	33	72
Keith Hornsby	2014-15	33	72
Ronnie Henderson	1993-94	27	72
12. Maurice Carter	1998-99	27	71
13. Ronnie Henderson	1994-95	27	68
14. Andre Stringer	2012-13	30	67

Darrel Mitchell	2004-05	30	67
Darrel Mitchell	2003-04	29	67

### Three-Point FGs Attempted

Name	Year	G	FGM
1. Mahmoud Abdul-Rauf	1989-90	32	246
2. Marcus Thornton	2007-08	35	239
3. Ronnie Henderson	1993-94	27	228
4. Anthony Wilson	1986-87	39	224
5. Mahmoud Abdul-Rauf	1988-89	32	216
6. Bo Spencer	2009-10	30	215
7. Ronnie Henderson	1994-95	27	212
8. Darrel Mitchell	2005-06	36	208
9. Tremont Waters	2017-18	33	205
10. Marcus Thornton	2008-09	35	201
11. Torris Bright	2001-02	34	193
Andre Stringer	2010-11	32	193
13. Clarence Ceasar	1991-92	31	190
14. Andre Stringer	2013-14	30	184
Darrel Mitchell	2004-05	30	184

### Three-Point FG Percentage (Min. 50 Attempts)

Name	Year	PCT.
1. Jamie Brandon (27-53)	1992-93	.5094
2. Justin Anderson (45-92)	1991-92	.4891
3. Fess Irvin (25-54)	1986-87	.4630
4. Mike Hansen (38-84)	1992-93	.4524
5. Brian Beshara (28-65)	1998-99	.4308
6. Darrel Mitchell (42-99)	2002-03	.4242
7. Anthony Wilson (95-224)	1986-87	.4241
8. Landers Nolley (37-88)	1994-95	.4205
9. Darrel Mitchell (67-160)	2003-04	.4188
10. Maurice Carter (71-171)	1998-99	.4152
11. Keith Hornsby (39-94)	2015-16	.4149
12. Andre Stringer (67-164)	2012-13	.4085
13. Torris Bright (62-152)	2002-03	.4079
14. Ricky Blanton (40-99)	1998-99	.4040
15. Bo Spencer (60-149)	2008-09	.4027

## Single Game

### Three-Point Field Goals Made

Name	Date	Opponent	FGM
1. Mahmoud Abdul-Rauf	Feb. 10, 1990	Tennessee	10
2. Mahmoud Abdul-Rauf	March 4, 1989	at Ole Miss	9
3. Marcus Thornton	Jan. 30, 2008	at Auburn	8
Maurice Carter	Jan. 2, 1999	Arkansas	8
Ronnie Henderson	Feb. 15, 1994	Kentucky	8
6. Maurice Carter	Dec. 19, 1998	Texas	7
Ronnie Henderson	Dec. 30, 1994	UMBC	7
Mike Hansen	Jan. 22, 1991	Tennessee	7
Mahmoud Abdul-Rauf	Feb. 18, 1990	Vanderbilt	7
Mahmoud Abdul-Rauf	Feb. 15, 1990	Kentucky	7
Mahmoud Abdul-Rauf	Jan. 4, 1990	Miss. State	7

### Three-Point Field Goals Attempted

Name	Date	Opponent	FGA
1. Mahmoud Abdul-Rauf	Feb. 10, 1990	Tennessee	20
Mahmoud Abdul-Rauf	March 4, 1989	at Ole Miss	20
3. Mahmoud Abdul-Rauf	Feb. 15, 1990	Kentucky	17
4. Marcus Thornton	Jan. 16, 2008	Auburn	16
5. Marcus Thornton	Jan. 30, 2008	at Auburn	15
Maurice Carter	Jan. 2, 1999	Arkansas	15
Ronnie Henderson	Feb. 11, 1995	Alabama	15

### Three-Point Field Goal Percentage (Min. 5 Attempts)

Name	Date	Opponent	FG Pct.
1. Antonio Hudson (6-6)	Nov. 21, 2004	UL-Lafayette	1.000
Tim Quarterman (5-5)	Jan. 30, 2016	Oklahoma	1.000
Collis Temple III (5-5)	Dec. 22, 2000	Nicholls	1.000
Torris Bright (5-5)	Dec. 20, 2000	Arizona	1.000
Darrel Mitchell (5-5)	Feb. 26, 2003	Auburn	1.000

-- \*\* Mahmoud Abdul-Rauf played as Chris Jackson at LSU.

# Free Throw Records

## CAREER LEADERS

### Free Throws Made

Name	Year	G	FTM
1. Pete Maravich	1967-70	83	893
2. Kenny Higgs	1974-78	106	522
3. Bob Pettit	1951-54	70	474
4. Vernel Singleton	1988-92	125	432
5. Glen Davis	2004-07	95	429
6. Skylar Mays	2016-20	130	404
7. Ethan Martin	1977-81	123	390
8. Roger Sigler	1954-57	77	378
9. Rudy Macklin	1976-81	123	376
10. Shaquille O'Neal	1989-92	90	369
11. Tasmin Mitchell	2005-10	137	354
** Mahmoud Abdul-Rauf	1988-90	64	354
13. Derrick Taylor	1981-82; 83-86	124	346
14. Al Sanders	1969-72	83	333
15. Howard Carter	1979-83	128	330

### Free Throws Attempted

Name	Year	G	FTA
1. Pete Maravich	1969-70	83	1,152
2. Bob Pettit	1951-54	83	722
3. Kenny Higgs	1974-78	106	683
4. Shaquille O'Neal	1989-92	90	642
5. Glen Davis	2004-07	95	618
6. Vernel Singleton	1988-92	125	610
7. Rudy Macklin	1976-81	123	556
8. Al Sanders	1969-72	83	540
9. Ethan Martin	1977-81	121	537
10. Roger Sigler	1953-57	77	534
11. Ronald Dupree	2000-03	129	516
12. Tasmin Mitchell	2005-10	137	481
13. Skylar Mays	2016-20	130	478
14. Derrick Taylor	1981-82; 83-86	124	432
15. Howard Carter	1979-83	128	418

### Free Throw Percentage (Min. 200 Attempts)

Name	Year	PCT.
1. Eddie Palubinskas (258-295)	1972-74	.8746
2. Mahmoud Abdul-Rauf (354-410)	1988-90	.8634
3. Skylar Mays (404-478)	2016-20	.8452
4. Don Redden (273-325)	1982-86	.8400
5. Kenny Drost (229-273)	1964-67	.8388
6. Bo Spencer (183-221)	2007-10	.8281
7. Harry Heroman (284-347)	1963-66	.8184
8. Tremont Waters (221-274)	2017-19	.8065
9. Derrick Taylor (346-432)	1981-82; 83-86	.8009
10. George Nattin (206-259)	1959-62	.7915
11. Howard Carter (330-418)	1979-83	.7895
12. Andre Stringer (281-357)	2010-14	.7871
13. Garrett Temple (203-259)	2005-09	.7838
14. Brandon Bass (269-345)	2003-05	.7797
15. Pete Maravich (893-1152)	1967-70)	.7752

## SEASON LEADERS

### Free Throws Made

Name	Year	G	FGM
1. Pete Maravich	1969-70	31	337
2. Pete Maravich	1968-69	26	282
3. Pete Maravich	1967-68	26	274
4. Bob Pettit	1953-54	25	223
5. Ben Simmons	2015-16	33	199
6. Mahmoud Abdul-Rauf	1989-90	32	191
7. Glen Davis	2005-06	36	163
Mahmoud Abdul-Rauf	1988-89	32	163
Kenny Higgs	1976-77	27	163
10. Roger Sigler	1955-56	20	151
11. Shaquille O'Neal	1990-91	28	150
12. Marcus Thornton	2008-09	35	149
13. Branton Bass	2004-05	30	146
14. Kenny Higgs	1975-76	26	145
15. Jarell Martin	2014-15	33	140

### Free Throws Attempted

Name	Year	G	FGA
1. Pete Maravich	1969-70	31	436
2. Pete Maravich	1968-69	26	378
3. Pete Maravich	1967-68	26	338
4. Bob Pettit	1953-54	25	308
5. Ben Simmons	2015-16	33	297
6. Shaquille O'Neal	1991-92	32	254
7. Glen Davis	2005-06	36	241
8. Shaquille O'Neal	1990-91	28	235
9. Bob Pettit	1952-53	21	215
10. Roger Sigler	1955-56	20	212
11. Mahmoud Abdul-Rauf	1989-90	32	210
Al Sanders	1971-72	26	210
13. Kenny Higgs	1976-77	27	209
14. Stromile Swift	1999-00	34	206
15. Jarell Martin	2014-15	33	203

### Free Throw Pct. (Min. 75 Attempts)

Name	Year	Pct.
1. Mahmoud Abdul-Rauf (191-210)	1989-90	.9095
2. Kenny Drost (74-82)	1965-66	.9024
3. Eddie Palubinskas (137-153)	1972-73	.8954
4. Derrick Taylor (81-92)	1985-86	.8804
5. Harry Heroman (132-153)	1965-66	.8627
6. Skylar Mays (129-150)	2018-19	.8600
7. Skylar Mays (129-151)	2019-20	.8543
8. Jermaine Williams (70-82)	2001-02	.8537
9. Eddie Palukinskas (121-142)	1973-74	.8521
10. Darrel Mitchell (77-91)	2004-05	.8462
Don Redden (99-117)	1985-86	.8462
12. Howard Carter (96-114)	1982-83	.8421
13. Bo Spencer (68-81)	2008-09	.8395
14. Javonte Smart (73-87)	2018-19	.8391
15. Bo Spencer (99-118)	2009-10	.8390

## Single Game

### Free Throw Made

Name	Date	Opponent	FTM
1. Pete Maravich	Dec. 22, 1969	Oregon State	30
2. Pete Maravich	Feb. 12, 1969	Florida	22
3. Kenny Higgs	Jan. 2, 1978	Miss. State	18
4. Shaquille O'Neal	Dec. 18, 1990	Arkansas State	17
5. Ben Simmons	Jan. 2, 2016	at Vanderbilt	16
Mahmoud Abdul-Rauf	Dec. 10, 1988	at Florida	16
Eddie Palubinskas	March 1, 1973	Miss. State	16
Bob Pettit	Dec. 1, 1954	Louisiana College	16

### Free Throws Attempted

Name	Date	Opponent	FTA
1. Pete Maravich	Dec. 22, 1969	Oregon State	31
2. Pete Maravich	Feb. 12, 1969	Florida	27
3. Shaquille O'Neal	Dec. 18, 1990	Arkansas State	21
4. Kenny Higgs	Jan. 2, 1978	Miss. State	20
5. Ben Simmons	Feb. 17, 2016	Alabama	19
Tim Quarterman	Jan. 26, 2016	Georgia	19
Ben Simmons	Jan. 2, 2016	at Vanderbilt	19

### Free-Throw Percentage (Min. 15 Attempts)

Name	Date	Opponent	FT PCT
1. Eddie Palubinskas (16-16)	March 1, 1973	Miss. State	1.000
2. Pete Maravich (30-31)	Dec. 22, 1969	Oregon State	.968
3. Mahmoud Abdul-Rauf (16-17)	Dec. 10, 1988	at Florida	.941
4. Anthony Wilson (14-15)	March 7, 1987	Georgia	.933
5. Mahmoud Abdul-Rauf (13-15)	Feb. 10, 1989	Tennessee	.866
Ricky Blanton (13-15)	Feb. 10, 1988	Ole Miss	.866

### Consecutive Free Throws

<b>GAME:</b> Pete Maravich	Dec. 22, 1969	Oregon State	21
<b>ONE SEASON:</b> Mahmoud Abdul-Rauf	1989-90		35
<b>OVER TWO SEASONS:</b> Eddie Palubinskas	1972-73; 1973-74		31

-- \*\* Mahmoud Abdul-Rauf played as Chris Jackson at LSU

# Rebound Records

## CAREER LEADERS

### Career Total Rebounds

Name	Year	G	Rebs.
1. Rudy Macklin	1976-81	123	1,276
2. Shaquille O'Neal	1989-92	90	1,217
3. Al Sanders	1969-72	83	1,168
4. Bob Pettit	1951-54	70	1,010
5. Ned Clark	1951-55	100	988
6. Tasmin Mitchell	2005-10	137	950
7. Leonard Mitchell	1980-84	118	922
8. Glen Davis	2004-07	95	916
9. Ronald Dupree	2000-03	129	907
10. Lionel Green	1975-79	107	809
11. Bill Newton	1969-72	84	802
12. Vernel Singleton	1988-92	125	784
13. Greg Cook	1976-77; '78-81	119	780
14. Dick Maile	1962-65	74	772
15. Ricky Blanton	1984-86; '87-89	129	766
16. Ed LeBlanc	1972-76	98	765
17. Maury Drummond	1960-63	72	736
18. DeWayne Scales	1977-80	84	733
19. Roger Sigler	1954-57	69	713
20. Johnny O'Bryant III	2011-14	91	702

### Career Rebound Average (Minimum 50 Games Played)

Name	Year	G	Reb. Avg.
1. Bob Pettit	1951-54	70	14.43
2. Al Sanders	1969-72	83	14.07
3. Shaquille O'Neal	1989-92	90	13.52
4. Dick Maile	1962-65	74	10.43
5. Rudy Macklin	1976-81	123	10.37
6. Roger Sigler	1954-57	69	10.33
7. Maury Drummond	1960-63	72	10.22
8. Jaime Lloreda	2002-04	52	10.10
9. Danny Hester	1968-70	54	10.04
10. Ned Clark	1951-55	100	9.98
11. Glen Davis	2004-07	95	9.64
12. Bill Newton	1969-72	84	9.55
13. Glenn Hansen	1973-75	50	9.50
14. Jordan Mickey	2013-15	65	8.85
15. Bill Wilson	1962-65	62	8.76

## SEASON LEADERS

### Single Season Rebound Totals

Name	Year	G	Rebs.
1. Al Sanders	1969-70	25	474
2. Bob Pettit	1953-54	25	432
3. Shaquille O'Neal	1991-92	30	421
4. Shaquille O'Neal	1990-91	28	411
5. Ben Simmons	2015-16	33	388
6. Shaquille O'Neal	1989-90	32	385
7. Ned Clark	1954-55	24	380
8. Al Sanders	1970-71	32	369
9. Rudy Macklin	1980-81	36	351
10. Glen Davis	2005-06	36	350
11. Danny Hester	1969-70	32	345
12. Geert Hammink	1992-93	32	325
Al Sanders	1971-72	26	325
14. Lionel Green	1978-79	29	321
15. Stanley Roberts	1989-90	32	315
Bob Pettit	1951-52	24	315

### Rebound Average (Minimum 20 games)

Name	Year	G	Reb. Avg.
1. Bob Pettit	1953-54	25	17.28
2. Ned Clark	1954-55	24	15.83
3. Al Sanders	1970-71	32	14.81
4. Al Sanders	1969-70	25	14.76
5. Shaquille O'Neal	1990-91	28	14.68
6. Shaquille O'Neal	1991-92	30	14.03
7. Roger Sigler	1955-56	20	13.80
8. Bob Pettit	1951-52	24	13.13
9. Maury Drummond	1960-61	24	12.54
10. Bob Pettit	1952-53	21	12.52
11. Al Sanders	1971-72	26	12.50
12. Bill Newton	1970-71	26	12.08
13. Shaquille O'Neal	1989-90	32	12.03
14. Rudy Macklin	1976-77	26	11.77
15. Ben Simmons	2015-16	33	11.76
16. Jaime Lloreda	2003-04	22	11.64
17. Lionel Green	1978-79	29	11.07
18. Dick Maile	1962-63	24	10.96
19. Dave Ramsden	1968-69	26	10.81
20. Danny Hester	1969-70	32	10.78

### Single Game

#### Rebounds

Name	Date	Opponent	REBS
1. Durand Macklin	Nov. 26, 1976	Tulane	32
2. Al Sanders	Feb. 7, 1972	Miss. State	26
Al Sanders	Feb. 1, 1971	Miss. State	26
4. Danny Hester	Jan. 31, 1970	Ole Miss	25
Al Sanders	Dec. 18, 1970	Florida	25
Bob Pettit	Dec. 29, 1953	Holy Cross	25
7. Shaquille O'Neal	Feb. 3, 1990	Loyola Marymount	24
8. Rudy Macklin	Jan. 16, 1980	Auburn	22
9. Shaquille O'Neal	Jan. 26, 1991	Florida	21
Shaquille O'Neal	Feb. 15, 1990	Kentucky	21
Ed LeBlanc	Dec. 3, 1975	Tulane	21



# Assist Records

## CAREER LEADERS

### Career Total Assists

Name	Year	G	Assists
1. Kenny Higgs	1974-78	106	645
2. Ethan Martin	1977-81	121	638
3. Torris Bright	2000-03	129	544
4. Garrett Temple	2005-09	134	481
5. Pete Maravich	1967-70	83	425
6. Derrick Taylor	1981-82; 83-86	124	404
7. Tremont Waters	2017-19	66	390
8. Skylar Mays	2016-20	130	382
9. Darrel Mitchell	2002-06	127	367
10. Anthony Hickey	2011-14	96	360
11. Andre Stringer	2010-14	125	314
Ricky Blanton	1984-86; 87-89	129	314
13. Tim Quarterman	2013-16	99	302
14. Mike Darnall	1972-75	66	299
15. Tasmin Mitchell	2005-10	137	291
16. Johnny Jones	1980-84	121	269
17. Chris Bass	2008-12	123	267
Tommy Hess	1969-72	67	267
19. Bernard Woodside	1985-87	99	266
20. John Tudor	1980-84	122	261

### Assists Average (Minimum 50 Games Played)

Name	Year	G	Asts. Avg.
1. Kenny Higgs	1974-78	106	6.08
2. Tremont Waters	2017-19	66	5.91
3. Ethan Martin	1977-81	121	5.27
4. Pete Maravich	1967-70	83	5.12
5. Mike Darnall	1972-75	66	4.53
6. T. J. Pugh	1991-93	58	4.36
7. Torris Bright	2000-03	129	4.22
8. Tommy Hess	1969-72	67	3.99
9. Glenn Hansen	1973-75	50	3.98
10. Eddie Palubinskas	1972-74	50	3.92
11. Anthony Hickey	2011-14	96	3.75
12. ** Mahmoud Abdul-Rauf	1988-90	64	3.63
13. Garrett Temple	2005-09	134	3.59
14. Andre Owens	1992-94	57	3.26
15. Derrick Taylor	1981-82; 83-86	124	3.25
16. Javonte Smart	2018-20	65	3.23
17. John Williams	1984-86	66	3.14
18. Tim Quarterman	2013-16	99	3.05
19. Dennis Wolff	1973-75	50	2.96
20. Skylar Mays	2016-20	130	2.94

## SEASON LEADERS

### Assist Totals

Name	Year	G	Asts.
1. Kenny Higgs	1976-77	27	239
2. Tremont Waters	2017-18	33	198
3. T. J. Pugh	1990-91	30	196
4. Pete Maravich	1969-70	31	192
Tremont Waters	2018-19	33	192
6. Ethan Martin	1980-81	34	190
7. Ethan Martin	1979-80	29	174
8. Kenny Higgs	1975-76	26	173
9. Darrel Mitchell	2005-06	36	160
10. Ben Simmons	2015-16	33	158
11. Ethan Martin	1978-79	29	156
12. Randy Livingston	1994-95	16	151
13. Torris Bright	2002-03	32	150
14. Derrick Taylor	1985-86	38	149
15. Torris Bright	1999-00	34	147
Ricky Blanton	1988-89	32	147
17. Garrett Temple	2006-07	32	138
18. Tack Minor	2004-05	30	137
19. Bernard Woodside	1987-88	30	136
20. Garrett Temple	2008-09	35	134

### Assists Average (Min. 20 games played)

Name	Year	G	Asts. Avg.
1. Kenny Higgs	1976-77	27	8.85
2. Kenny Higgs	1975-76	26	6.654
3. Mike Darnell	1974-75	20	6.650
4. T. J. Pugh	1990-91	30	6.53
5. Pete Maravich	1969-70	31	6.19
6. Tremont Waters	2017-18	33	6.00
7. Tremont Waters	2018-19	33	5.82
8. Ethan Martin	1980-81	34	5.59
9. Ethan Martin	1979-80	32	5.44
10. Ethan Martin	1978-79	29	5.38
11. Tommy Hess	1971-72	24	5.04
12. Tommy Hess	1970-71	26	5.00
13. Pete Maravich	1968-69	26	4.92
14. Kenny Higgs	1974-75	26	4.81
15. Ben Simmons	2015-16	33	4.79

### Assist-To-Turnover Ratio (Min. 20 games played)

Name	Year	G	A-T Ratio
1. Chris Bass	2008-09	28	3.07
2. Anthony Hickey	2013-14	34	2.80
3. Jalyn Patterson	2014-15	31	2.62
4. Chris Bass	2009-10	31	2.55
5. Mike Hansen	1992-93	28	2.44
6. T. J. Pugh	1991-92	28	2.28
7. Tim Quarterman	2015-16	33	2.26
8. T. J. Pugh	1990-91	30	2.25
9. Andre Owens	1993-94	24	2.23
10. Paul Johnson	1992-93	33	2.21

## Single Game

### Assists

Name	Date	Opponent	Assists
1. Kenny Higgs	Jan. 17, 1977	Georgia	19
2. Randy Livingston	Dec. 3, 1994	George Mason	18
Ethan Martin	Dec. 6, 1980	Tulane	18
Kenny Higgs	Jan. 15, 1977	Tennessee	18
5. Kenny Higgs	Feb. 16, 1976	Miss. State	17
6. Ethan Martin	Dec. 6, 1980	Tulane	16
Kenny Higgs	Feb. 28, 1976	Vanderbilt	16

-- \*\* Mahmoud Abdul-Rauf played as Chris Jackson at LSU

# Block Records (since 1978-79)

## CAREER LEADERS

### Total Blocks

Name	Year	G	Blocks
1. Shaquille O'Neal	1989-92	90	412
2. Jordan Mickey	2013-15	65	219
3. Chris Johnson	2005-09	89	176
4. Stromile Swift	1998-00	50	130
5. Storm Warren	2008-12	123	121
6. Garrett Temple	2005-09	134	111
7. Glen Davis	2004-07	95	110
8. Brandon Bass	2003-05	59	104
9. Jose Vargas	1984-88	130	100
10. Tyrus Thomas	2005-06	32	99
11. Jaime Lloreda	2004-05	52	89
12. Tasmin Mitchell	2005-10	137	83
13. Leonard Mitchell	1980-84	118	82
14. Duop Reath	2016-18	64	78
15. Nikita Wilson	1983-87	110	77

### Blocks Average (Minimum 50 Blocks)

Name	Year	Blk	Blks. Avg.
1. Shaquille O'Neal	1989-92	412	4.58
2. Jordan Mickey	2013-15	219	3.37
3. Tyrus Thomas	2005-06	99	3.09
4. Stromile Swift	1998-00	130	2.60
5. Anthony Randolph	2007-08	70	2.26
6. Chris Johnson	2005-09	176	1.98
7. Kavell Bigby-Williams	2018-19	67	1.91
8. Stanley Roberts	1989-90	60	1.88
9. Brandon Bass	2003-05	104	1.76
10. Jaime Lloreda	2002-04	89	1.71

## SEASON LEADERS

### Single Season Block Totals

Name	Year	G	Blks.
1. Shaquille O'Neal	1991-92	30	157
2. Shaquille O'Neal	1990-91	28	140
3. Shaquille O'Neal	1989-90	32	115
4. Jordan Mickey	2014-15	31	113
5. Jordan Mickey	2013-14	34	106
6. Tyrus Thomas	2005-06	32	99
7. Stromile Swift	1999-00	34	95
Chris Johnson	2008-09	35	95
9. Anthony Randolph	2007-08	31	70
10. Kavell Bigby-Williams	2018-19	35	67
11. Chris Johnson	2007-08	26	66
12. Jaime Lloreda	2002-03	30	61
Lionel Green	1978-79	29	61
14. Stanley Roberts	1989-90	32	60
15. Brandon Bass	2003-04	29	56

## Blocks Average (Min. 20 blocks)

Name	Year	Blks	Avg.
1. Shaquille O'Neal	1991-92	157	5.23
2. Shaquille O'Neal	1990-91	140	5.00
3. Jordan Mickey	2014-15	113	3.65
4. Shaquille O'Neal	1989-90	115	3.59
5. Jordan Mickey	2013-14	106	3.12
6. Tyrus Thomas	2005-06	99	3.09
7. Stromile Swift	1999-00	95	2.79
8. Chris Johnson	2008-09	95	2.71
9. Chris Johnson	2007-08	66	2.54
10. Anthony Randolph	2007-08	70	2.26
11. Stromile Swift	1998-99	35	2.19
12. Lionel Green	1978-79	61	2.10
13. Jaime Lloreda	2002-03	61	2.03
14. Brandon Bass	2003-04	56	1.93
15. Kavell Bigby-Williams	2018-19	67	1.91

## Single Game

### Blocks

Name	Date	Opponent	Blocks
1. Shaquille O'Neal	Feb. 3, 1990	Loyola Marymount	12
2. Stromile Swift	Feb. 10, 1999	Alabama	11
Shaquille O'Neal	March 19, 1992	BYU	11
Shaquille O'Neal	Feb. 22, 1992	Auburn	11
Shaquille O'Neal	Feb. 18, 1992	South Carolina	11
6. Shaquille O'Neal	Jan. 26, 1991	Florida	10
Shaquille O'Neal	Jan. 3, 1990	Texas	10
8. Kavell Bigby-Williams	Dec. 1, 2018	Grambling	9
Tyrus Thomas	Jan. 14, 2006	Tennessee	9

# Steals Records (since 1977-78)

## CAREER LEADERS

### Total Steals

Name	Year	G	Steals
1. Clarence Ceasar	1991-95	112	310
2. Ethan Martin	1977-81	121	279
3. Torris Bright	2000-03	129	246
4. Darrel Mitchell	2002-06	127	219
5. Anthony Hickey	2011-14	96	216
6. Skylar Mays	2016-20	130	213
7. Derrick Taylor	1981-82; 83-86	124	207
8. Jerry Reynolds	1982-85	90	194
9. Garrett Temple	2005-09	134	191
10. Tasmin Mitchell	2005-10	137	190
11. Darryl Joe	1986-88	67	173
12. Tremont Waters	2017-19	66	163
13. Jermaine Williams	1998-02	120	154
14. Leonard Mitchell	1980-84	118	151
15. Antonio Hudson	2001-05	124	139

### Steals Average (Minimum 50 Steals)

Name	Year	Stls	Avg.
1. Shawn Griggs	1990-91	81	2.79
2. Clarence Ceasar	1991-95	310	2.77
3. Darryl Joe	1986-88	173	2.58
4. Tremont Waters	2017-19	163	2.47
5. Randy Livingston	1994-96	67	2.31
6. Ethan Martin	1977-81	279	2.30
7. Anthony Hickey	2011-14	216	2.25
8. Jerry Reynolds	1982-85	194	2.16
9. Ben Simmons	2015-16	65	1.97
10. Torris Bright	2000-03	246	1.91

## SEASON LEADERS

### Steals Totals

Name	Year	G	Steals
1. Tremont Waters	2018-19	33	96
2. Darryl Joe	1986-87	37	93
3. Clarence Ceasar	1991-92	31	90
4. Anthony Hickey	2012-13	29	85
5. Derrick Taylor	1985-86	38	84
6. Ethan Martin	1980-81	34	83
7. Shawn Griggs	1990-91	29	81
Jerry Reynolds	1983-84	29	81
9. Darryl Joe	1987-88	30	80
Clarence Ceasar	1993-94	27	80
11. Jermaine Williams	2001-02	34	76
12. Clarence Ceasar	1992-93	32	74
13. Ethan Martin	1979-80	32	73
14. Darrel Mitchell	2005-06	36	70
Torris Bright	1999-2000	34	70
16. Anthony Hickey	2011-12	33	69
17. Tremont Waters	2017-18	33	67
18. Oliver Brown	1986-87	38	66
Clarence Ceasar	1994-95	22	66
Skylar Mays	2018-19	35	66

### Steals Average (Min. 25 Steals)

Name	Year	Stls	Avg.
1. Clarence Ceasar	1994-95	66	3.00
2. Clarence Ceasar	1993-94	80	2.96
3. Anthony Hickey	2012-13	85	2.93
4. Tremont Waters	2018-19	96	2.91
5. Clarence Ceasar	1991-92	90	2.90
6. Shawn Griggs	1990-91	81	2.79
Jerry Reynolds	1983-84	81	2.79
8. Darryl Joe	1987-88	80	2.67
9. Darryl Joe	1986-87	93	2.51
10. Randy Livingston	1994-95	40	2.50
11. Ethan Martin	1980-81	83	2.44
12. Clarence Ceasar	1992-93	74	2.31
13. Ethan Martin	1979-80	73	2.28
14. Ethan Martin	1977-78	59	2.27
15. Jermaine Williams	2001-02	76	2.24

## Single Game

### Steals

Name	Date	Opponent	Steals
1. Shawn Griggs	Feb. 23, 1991	Tennessee	10
2. Tremont Waters	Dec. 28, 2018	ULM	8
Tremont Waters	Jan. 23, 2018	Texas A&M	8
Anthony Hickey	Jan. 23, 2013	Texas A&M	8
Clarence Ceasar	Jan. 8, 1994	Auburn	8
Shawn Griggs	Dec. 20, 1990	Loyola Marymount	8
Shawn Griggs	Dec. 8, 1990	Arizona	8
Derrick Taylor	Dec. 2, 1985	Hawaii-Loa	8

# Games, Minutes Records

## CAREER LEADERS

### Games Played

Name	Year	Games
1. Tasmin Mitchell	2005-10	137
2. Garrett Temple	2005-09	134
3. Skylar Mays	2016-20	130
Jose Vargas	1984-88	130
5. Ricky Blanton	1984-86; 87-89	129
Torris Bright	2000-03	129
Ronald Dupree	2000-03	129
8. Howard Carter	1979-83	128
9. Darrel Mitchell	2002-06	127
10. Vernel Singleton	1998-92	125
Andre Stringer	2011-14	125
12. Antonio Hudson	2001-05	124
Derrick Taylor	1981-82; 83-86	124
14. Chris Bass	2008-12	123
Oliver Brown	1983-87	123
Rudy Macklin	1976-81	123
Storm Warren	2008-12	123

### Games Started

Name	Year	Starts
1. Tasmin Mitchell	2005-10	136
2. Garrett Temple	2005-09	131
3. Torris Bright	2000-03	128
4. Skylar Mays	2016-20	121
Rudy Macklin	1976-81	121
6. Howard Carter	1979-83	118
7. Leonard Mitchell	1980-84	113
8. Greg Cook	1976-77; 78-81	111
9. Ethan Martin	1977-81	105
10. Vernel Singleton	1988-92	102
Derrick Taylor	1981-82; 83-86	102

### Minutes Played

Name	Year	Min. Played
1. Tasmin Mitchell	2015-10	4,692
2. Garrett Temple	2005-09	4,433
3. Howard Carter	1979-83	4,312
4. Torris Bright	2000-03	4,250
5. Skylar Mays	2016-20	3,966
6. Rudy Macklin	1976-81	3,965
7. Darrel Mitchell	2002-06	3,891
8. Derrick Taylor	1981-82; 83-86	3,868
9. Leonard Mitchell	1980-84	3,832
10. Antonio Hudson	2001-05	3,734
11. Ronald Dupree	2000-03	3,710
12. Andre Stringer	2011-14	3,709
13. Ethan Martin	1977-81	3,596
14. Ricky Blanton	1984-86; 87-89	3,555
15. Vernel Singleton	1988-92	3,503
16. Kenny Higgs	1974-78	3,467
17. Greg Cook	1976-77; 78-81	3,386
18. Nikita Wilson	1983-87	3,192
19. Clarence Ceasar	1991-95	3,191
20. Wayne Sims	1987-91	3,122

## SEASON LEADERS

### Season Games Started

Name	Year	Starts
1. Anthony Wilson	1986-87	38
Jose Vargas	1986-87	38
Oliver Brown	1986-87	38
Derrick Taylor	1985-86	38
Don Redden	1985-86	38
Anthony Wilson	1985-86	38
Ricky Blanton	1985-86	38
8. Darryl Joe	1986-87	37
Fess Irvin	1986-87	37
John Williams	1986-87	37
Jose Vargas	1986-87	37
Oliver Brown	1985-86	37

### Single Season Minutes Played

Name	Year	Minutes
1. Derrick Taylor	1985-86	1,342
2. Anthony Wilson	1986-87	1,338
3. Darrel Mitchell	2005-06	1,322
4. John Williams	1985-86	1,277
5. Tasmin Mitchell	2005-06	1,240
6. Ricky Blanton	1988-89	1,231
7. Nikita Wilson	1986-87	1,219
8. Howard Carter	1980-81	1,209
9. Garrett Temple	2005-06	1,207
10. Ronald Dupree	2001-02	1,202
Mahmoud Abdul-Rauf	1989-90	1,202
12. Chris Jackson	1988-89	1,180
13. Keith Hornsby	2014-15	1,172
14. Torris Bright	2001-02	1,161
15. Jarell Martin	2014-15	1,159
Skylar Mays	2018-19	1,159
17. Tasmin Mitchell	2009-10	1,157
18. Ben Simmons	2015-16	1,151
19. Rudy Macklin	1980-81	1,147
20. Glen Davis	2005-06	1,144



# Miscellaneous Records

## LONGEST OVERALL WINNING STREAK

1. 26 - Nov. 30, 1980 to Feb. 28, 1981
2. 19 - Dec. 29, 1952 to March 14, 1953
3. 18 - Feb. 14, 1920 to Feb. 11, 1921
4. 17 - Feb. 1917 to Feb. 6, 1918
5. 15 - Feb. 1921 to March 16, 1922
6. 14 - Nov. 22, 1985 to Jan. 4, 1986
7. 13 - Nov. 20, 1999 to Jan. 5, 2000
8. 10 - Dec. 29, 2019 to Feb. 1, 2020
- 10 - Dec. 15, 2018 to Jan. 30, 2019
- 10 - Jan. 28, 2009 to Feb. 28, 2009
- 10 - Feb. 5, 2000 to March 10, 2000
- 10 - Jan. 23, 1980 to Feb. 21, 1980
- 10 - Nov. 24, 1978 to Jan. 6, 1979

## LONGEST SEC WINNING STREAK

1. 32 - Feb. 4, 1952 to March 6, 1954
2. 23 - Jan. 1, 1934 to Dec. 23, 1935
3. 17 - Jan. 3, 1981 to Feb. 25, 1981
4. 13 - Jan. 14, 2009 to Feb. 28, 2009
- 13 - Feb. 16, 2005 to Feb. 1, 2006

## SEC HOME WINNING STREAK

1. 26 - Feb. 13, 1933 to Jan. 31, 1936
2. 20 - Jan. 14, 1952 to Feb. 22, 1954
3. 19 - March 3, 2004 to Jan. 17, 2007
4. 15 - Jan. 3, 1981 to Feb. 10, 1982
5. 12 - Jan. 14, 1984 to Jan. 26, 1985

## SEC ROAD WINNING STREAK

1. 14 - Feb. 4, 1952 to March 6, 1954
1. 14 - Jan. 19, 1980 to Feb. 21, 1981
3. 12 - Jan. 12, 2019 to Jan. 18, 2020
4. 10 - Feb. 19, 1942 to Feb. 20, 1943
5. 6 - Jan. 17, 2009 to Feb. 28, 2009
- 6 -- Feb. 16, 2005 to Jan. 28, 2006
- 6 - Jan. 11, 1946 to Jan. 11, 1947

## CONSECUTIVE WINNING SEASONS

1. 11 - 1982-83 - 1992-93
2. 9 - 1913-14 - 1921-22
3. 6 - 2001-02 - 2006-07
4. 5 - 2011-12 - 2015-16
- 5 - 1976-77 - 1980-81

## CONSECUTIVE NON-LOSING SEASONS

1. 17 - 1976-77 - 1992-93
2. 12 - 1931-32 - 1942-43

3. 10 - 1913-14 - 1922-23

## 30-WIN SEASONS

1 - 1980-81

## 25-WIN SEASONS

7 - 1979-80, 1980-81, 1985-86, 1999-2000,  
2005-06, 2008-09, 2018-19

## 20-WIN SEASONS

23 - Last in 2019-20

## RECORD IN SEASON OPENERS

Overall - 92-20 (.821)

SEC Openers - 50-38 (.568)

## MOST VICTORIES - TWO YEAR PERIOD

1. 57 - 1980-1981
2. 50 - 1986-1987
3. 49 - 2019-2020
- 49 - 1979-1980
5. 47 - 2005-2006

## MOST VICTORIES - THREE YEAR PERIOD

1. 80 - 1979-1981
2. 71 - 1980-1982
3. 69 - 1985-1987
4. 68 - 1986-1988
5. 67 - 2018-2020
- 67 - 1978-1980

## MOST VICTORIES - FOUR YEAR PERIOD

1. 98 - 1978-1981
2. 94 - 1979-1982
3. 90 - 1980-1983
4. 87 - 1984-1987
5. 86 - Three times

## MOST LSU POINTS FIRST HALF

1. 80 vs. Northern Arizona 12/28/91
2. 72 vs. Loyola-Marymount 2/3/90
3. 70 vs. George Mason 12/3/94
4. 69 vs. Tennessee 1/9/78
5. 65 vs. Vanderbilt 2/18/79
- 65 vs. Tennessee-Martin 12/20/88
7. 63 vs. Texas 1/2/90
8. 61 vs. Nicholls State 12/30/91
- 61 vs. Illinois-Chicago 12/30/87

61 vs. Cleveland State 12/18/82

## MOST LSU POINTS SECOND HALF

1. 79 vs. Northern Arizona 12/29/91
2. 71 vs. North Florida 12/2/15
3. 70 vs. Tulane 10/4/78
4. 68 vs. Tulane 12/6/80
5. 65 vs. Loyola-Marymount 12/20/90
- 65 vs. Nicholls State 12/29/90
- 65 vs. Georgia State 12/28/94
8. 64 vs. Troy 12/6/94
9. 63 vs. Tennessee-Martin 12/20/88
10. 62 twice

## MOST OPPONENT POINTS FIRST HALF


1. 86 by Kentucky 1/16/96
2. 63 by Kentucky 3/4/95
3. 61 by Illinois 12/22/88

## MOST OPPONENT POINTS SECOND HALF

1. 76 by Loyola-Marymount 2/3/90
2. 67 by Wake Forest 12/22/16
- 67 by Kentucky 2/15/94
- 67 by Vanderbilt 2/6/88
5. 66 by Illinois 12/22/88
6. 64 by Kentucky 3/4/95
- 64 by Texas 2/2/90
- 64 by Florida 12/10/88
9. 63 by Southern 11/29/95
- 63 by Vanderbilt 2/18/90

## FEWEST LSU POINTS FIRST HALF

1. 10 vs. Ole Miss 3/3/04
2. 13 vs. Texas A&M 3/12/16
- 13 vs. Ole Miss 2/28/96
4. 14 vs. Kentucky 2/6/10
- 14 vs. Wisconsin 3/23/00
6. 15 vs. Mississippi State 1/30/10
- 15 vs. Ole Miss 2/7/01
- 15 vs. Mississippi State 1/17/04
- 15 vs. Mississippi State 2/11/98
10. 16 three times



## PMAC Miscellaneous Numbers

First Game: Vanderbilt 80, LSU 73 (Jan. 3, 1972)

First Win: LSU 90, Georgetown 71 (Jan. 6, 1972)

100th Win: LSU 92, Florida 75 (Jan. 31, 1981)

200th Win: LSU 111, Tennessee 94 (Jan. 8, 1990)

300th Win: LSU 72, Jackson State 53 (Dec. 12, 1998)

400th Win: LSU 55, Ole Miss 52 (March 4, 2006)

450th Win: LSU 65, Rice 61 (Dec. 19, 2009)

500th Win: LSU 93, Gardner-Webb 82 (Nov. 15, 2015)

550th Win: LSU 94, Southeastern 63 (Nov. 6, 2018)

On-Court Record in Assembly Center: 579-197 (.746)

SEC Record in Assembly Center: 268-154 (.635)

Non-Conference Record in Assembly Center: 311-43 (.878)

Game (Paid): 68,112, vs. Notre Dame, Jan. 20, 1990 Superdome

Game (Turnstile): 54,321 vs. Georgetown, Jan. 28, 1989, Superdome

Largest Single-Game PMAC Crowd: 15,694 vs. Ole Miss, 2-25-81

Largest Paid Attendance Post-2006 Configuration: 13,997 vs. UK, 2-10-15

Single-Season Attendance: 246,257 (18 games) 1989-90 (13,681 avg.)

Single-Season Post 2006: 217,834 (21 games) 2008-09 (10,373 avg.)

Single-Season Average: 13,708, 1980-81

Single-Season Post 2006: 11,383, 2015-16

Maravich Center Totals: 7,809,961 (776 games)

49 seasons (10,064 avg)

# Miscellaneous Records

## FEWEST LSU POINTS SECOND HALF

1.	13	vs. Alabama	1/27/10
2.	18	vs. Arizona State	11/27/09
	18	vs. Ole Miss	2/7/01
	18	vs. Mississippi State	1/30/88
5.	19	vs. Ole Miss	1/22/11
	19	vs. Mississippi State	1/16/99
7.	20	vs. Mississippi State	1/9/08
	20	vs. Ole Miss	3/4/82
9.	21	vs. Utah	1/3/05
	21	vs. UCLA	4/1/06
	21	vs. Tennessee	2/9/08

## FEWEST OPPONENT POINTS FIRST HALF

1.	6	by Auburn	1/8/11
2.	9	by North Carolina	12/4/82
3.	12	by Southern	12/27/10
4.	12	by Nicholls State	11/22/02
5.	14	by Alabama	1/20/88
6.	15	by Charleston	12/22/14
	15	by Alabama	2/11/12
	15	by Grambling State	12/13/08
9.	16	by UC Irvine	12/15/11
	16	by Delaware	12/3/03
	16	by Vanderbilt	1/6/88
	16	by Mississippi State	2/6/82

## FEWEST OPPONENT POINTS SECOND HALF

1.	10	by Nicholls State	12/30/01
2.	11	by Grambling State	11/20/99
3.	12	by Nicholls State	11/22/03
4.	15	by Centenary	11/24/10
5.	17	by Grambling State	12/29/11
	17	by Wright State	12/27/06
	17	by Southeastern Louisiana	11/22/99
	17	by Mississippi State	2/25/87
9.	18	by South Carolina	1/30/93
10.	19	by Vanderbilt	3/6/14
	19	by Western Kentucky	11/18/11
	19	by Auburn	2/13/80

## MOST LSU OVERTIME POINTS

1.	33	vs. Ohio State (2 ot, 13-20)	1/15/05
2.	28	vs. Alabama (3 ot, 7-12-6)	2/23/13
3.	26	vs. Georgia (2 ot, 10-16)	3/7/87
4.	25	vs. Mississippi State (2 ot, 10-15)	2/11/09
	25	vs. Purdue (2 ot, 4-21)	3/13/86
6.	23	vs. Mississippi State	1/4/90
7.	22	vs. Florida	2/10/79
8.	20	vs. Georgia (2 ot, 13-7)	1/10/15
9.	19	vs. Louisiana Tech	12/6/88
10.	18	vs. McNeese State	12/16/10
	18	vs. Mississippi State	1/13/93

## FEWEST LSU OVERTIME POINTS

1.	0	vs. Kentucky	2/24/80
	0	vs. Alabama	2/17/84
3.	2	at South Carolina	2/28/18
	2	at Missouri	1/8/15
	2	vs. Georgia	2/4/84
6.	4	vs. Alabama	2/5/77
	4	vs. UNLV	11/28/81
	4	vs. South Carolina	1/16/13
9.	5	vs. Ole Miss	1/15/14
	5	vs. Coastal Carolina	12/13/10

## MOST OPPONENT OVERTIME POINTS

1.	25	by Georgia (2 ot, 10-15)	3/7/87
	25	by Alabama (3 ot, 7-12-6)	2/23/13
3.	22	by Mississippi State (2 ot, 10-12)	2/11/09
4.	21	by Houston	12/13/15
	21	by Louisiana Tech	12/6/88
	21	by Ohio State (2 ot, 13-8)	11/15/05
7.	19	by Ole Miss	1/15/14
	19	by Florida	2/13/01
	19	by Arkansas	3/4/92
10.	18	by NC State	11/24/15

## FEWEST OPPONENT OVERTIME POINTS

1.	1	by Georgia	2/4/84
2.	2	by Auburn	1/17/12
	2	by Alabama	2/17/84
	2	by Kentucky	2/24/80
5.	3	by Tennessee	3/8/07
	3	by Mississippi State	2/3/02
7.	5	by Texas Tech	11/18/14
	5	by Arkansas	1/19/05
	5	by Tennessee	02/6/84
	5	by Ole Miss	1/20/79

## Top LSU Scoring Tandems

	Name	Name	Year	Total
1.	Pete Maravich (44.5)	Danny Hester (16.1)	1970	60.6
2.	Pete Maravich (43.8)	Rich Hickman (13.2)	1967	54.5
3.	Pete Maravich (44.2)	Dave Ramsden (10.3)	1968	54.5
4.	** Mahmoud Abdul-Rauf (30.2)	Ricky Blanton (20.3)	1989	50.5
5.	Bob Pettit (25.5)	Joe Dean (18.3)	1952	43.8
6.	Shaquille O'Neal (27.6)	Vernel Singleton (15.2)	1991	42.8
7.	** Mahmoud Abdul-Rauf (27.8)	Stanley Roberts (14.1)	1990	41.9
8.	Bob Pettit (31.4)	Norman Magee (10.0)	1954	41.4
9.	Glenn Hansen (21.7)	Kenny Higgs (18.1)	1975	39.8
10.	Al Sanders (20.9)	Bill Newton (18.8)	1971	39.7
11.	Roger Sigler (25.1)	Dom Merle (13.6)	1956	38.7
12.	Shaquille O'Neal (24.1)	Vernel Singleton (14.3)	1992	38.4
13.	Bob Pettit (24.7)	Norman Magee (13.2)	1953	37.9
14.	Glenn Hansen (19.4)	Ed Palubinkas (18.4)	1974	37.8
15.	Marcus Thornton (21.1)	Tasmin Mitchell (16.3)	2009	37.4
16.	Bill Newton (18.9)	Al Sanders (18.3)	1972	37.2
17.	DeWayne Scales (19.4)	Al Green (17.7)	1979	37.1
18.	Ronnie Henderson (23.3)	Clarence Caesar (12.6)	1995	38.4
19.	Glen Davis (18.6)	Darrel Mitchell (16.8)	2006	35.4
20.	Marcus Thornton (19.6)	Anthony Randolph (15.6)	2008	35.2

## Fastest LSU Players to 1,000 Career Points

	Name	Class	Yrs.	Game No.
1.	Pete Maravich	So.	1	23
2.**	Mahmoud Abdul-Rauf	So.	2	33
3.	Bob Pettit	So.	2	40
4.	Glenn Hansen	Sr.	2	49
5.	Kenny Higgs	So.	2	50
6.	Ronnie Henderson	So.	2	51
7.	Shaquille O'Neal	So.	2	52
	Roger Sigler	Sr.	3	52
	Marcus Thornton	Sr.	2	52
10.	Rudy Macklin	Jr.	3	58
	Dick Maile	Sr.	3	58
12.	Dewayne Scales	Jr.	3	61
13.	Glen Davis	So.	2	62
14.	Al Sanders	Sr.	3	63
	John Williams	So.	2	63
16.	Tremont Waters	So.	2	65
17.	Bill Newton	Sr.	3	67
18.	Joe Dean	Sr.	3	70
19.	Howard Carter	Jr.	3	74
20.	Ronald Dupree	Jr.	3	77
21.	Tasmin Mitchell	Jr.	3	79
	Derrick Taylor	Jr.	3	79

--\*\* Mahmoud Abdul-Rauf played as Chris Jackson at LSU

## Miscellaneous Team Records

GAME SCORING: 159	vs. Northern Ariz., 12/28/91 (LSU, 159-86)
HOME COURT: 159	vs. Northern Ariz. 12/28/91 (LSU, 159-86)
ROAD/NEUTRAL: 124	vs. Texas, 1/2/90 (LSU, 124-113) at Superdome
FIRST HALF: 80	vs. Northern Ariz., 12/28/91 (LSU, 159-86)
SECOND HALF: 79	vs. Northern Ariz., 12/28/91 (LSU, 159-86)
IN A LOSS: 112	vs. Ole Miss, 3/4/89 (Ole Miss, 113-112-OT)
BY OPPONENT: 141	by Loyola Marymount, 2/3/90 (LSU 148-141-OT)
TWO TEAMS: 289	LSU (148), Loyola Marymount (141), 2/3/90
SEASON: 2,985	in 1969-70 (32 games)
AVERAGE: 93.3	in 1969-70 (2,985 in 32 games)
BY OPPONENT: 2,861	in 1988-89 (32 games)

## Miscellaneous Foul Records

INDIVIDUAL SEASON: 125	by Al Sanders, 1969-70
INDIVIDUAL CAREER: 407	by Greg Cook, 1976-77; 1978-81
TEAM SEASON: 747	in 1986-87
TEAM SEASON FOUL OUT: 37	in 1952-53; 1973-74

# Miscellaneous Records

## THE LAST TIME ...

### Scoring

Less than 50 points	47 - vs. Wichita State (47-82), 11/23/17
90 or more points	94 - vs. UGA (94-64), 3/7/20
100 or more points	109 - vs. Northwestern St. (109-59), 12/9/19

### Opponents Scoring

Less than 50 points	47 - by Charleston (47-71), 12/22/14
90 or more points	99 - by Arkansas (99-90), 3/4/20
100 or more points	106 - by Florida (106-71), 1/25/17

### Field Goal Percentage

Shot 29 percent or less	28.1 - vs. Wichita St. (18-64), 11/23/16
Shot 50 percent or more	57.6 - vs. UGA (34-59), 3/7/20
Shot 60 percent or more	62.5 - vs. Vanderbilt (30-48), 2/20/18
Shot 70 percent or more	70.3 - vs. Centenary (45-64), 01/15/03

### Opponents Field Goal Percentage

Shot 29 percent or less	28.1 - by Charleston (18-64), 12/22/14
Shot 50 percent or more	54.8 - by Florida (34-62), 2/26/20
Shot 60 percent or more	60.0 - by Georgia (27-45), 2/6/14

### 3 PT FG Percentage

Shot less than 10 pct	9.5 - vs. Miss. State (2-21), 1/11/20
Shot 50 percent or more	52.4 - vs. UGA (11-21), 3/7/20
Shot 60 percent or more	66.7 - vs. Alabama (10-15), 1/8/19

### Opponents 3 PT FG Percentage

Shot less than 10 pct	6.3 - by UAB (1-16), 12/21/13
Shot 50 percent or more	50.0 - by Kentucky (9-18), 2/18/20
Shot 60 percent or more	71.4 - by Grambling (5-7), 12/1/18

### Free Throw Percentage

Shot less than 50 pct.	46.7 - at Florida (7-5), 2/7/18
Shot 80 percent or more	85.3 - vs. Missouri (29-34), 2/11/20
Shot 90 percent or more	95.0 - vs. Alabama (19-20), 1/29/20
Shot 100 percent	100.0 - vs. Texas A&M (13-13), 2/4/17

### Rebounds

Had less than 20	19 - vs. Ole Miss, 01/22/11
Had 50 or more	53 - vs. Arkansas, 1/8/20
Had 60 or more	64 - vs. Northwestern State, 11/16/13

### Opponent Rebounds

Had Less than 20	18 - by UNCG, 11/9/18
Had 50 or more	50 - by Texas A&M, 1/23/18

### Assists

Had less than 5	4 - vs. Texas A&M, 3/12/16
Had 15 or more	19 - vs. UGA, 3/7/20
Had 20 or more	23 - at Texas A&M, 1/14/20
Had 25 or more	26 - vs. UNF, 12/22/17
Had 30 or more	33 - vs. Georgia State, 12/28/94

### Opponent Assists

Had less than 5	4 - by SHS, 12/19/17
Had 15 or more	17 - by Florida, 2/26/20
Had 20 or more	22 - by Michigan State, 3/29/19
Had 25 or more	26 - at Kentucky, 3/5/16
Had 30 or more	33 - by Kentucky, 1/16/96

### Blocks

Had 0	0 - vs. Michigan State, 3/29/19
Had 10 or more	10 - vs. Grambling, 12/1/18
Had 15 or more	16 - vs. Alcorn State, 11/20/08

### Opponent Blocks

Had 0	0 - by Incarnate Word, 12/9/18
Had 10 or more	11 - by Kentucky, 2/18/20

### Steals

Had 0	0 - vs Georgia Tech, 3/17/90
Had 10 or more	13 - vs. Miss. State, 1/11/20
Had 15 or more	15 - vs. UNF, 12/22/17

### Opponent Steals

Had 0	0 - by Washington State, 12/27/08
Had 10 or more	10 - by Ole Miss, 1/18/20
Had 15 or more	19 - by West Virginia, 12/4/14

### Career Double Doubles

Shaquille O'Neal - 66
Durand "Rudy" Macklin - 50
Glen Davis - 45
Leonard Mitchell - 33
Tasmin Mitchell - 27
Jordan Mickey - 25
Johnny O'Bryant III 25
Ben Simmons - 22
Brandon Bass - 19
Pete Maravich - 17
Jarell Martin - 16
Emmitt Williams - 11
Kavell Bigby-Williams 10
Duop Reath -- 10

### LSU Career Triple Doubles

#### SHAQUILLE O'NEAL - 6

LSU vs. BYU (3/19/92)	26 points, 13 rebounds, 11 blocks
LSU vs. Auburn (2/22/92)	30 points, 20 rebounds, 11 blocks
LSU at SC (2/19/92)	19 points, 14 rebounds, 11 blocks
LSU vs. Florida (1/26/91)	31 points, 21 rebounds, 10 blocks
LSU vs. LMU (2/3/90)	20 points, 24, rebounds, 12 blocks
LSU vs. Texas (2/2/90)	16 points, 19 rebounds, 10 blocks

#### TIM QUARTERMAN - 1

LSU vs. Ole Miss (2/28/15)	18 points, 10 rebounds, 10 assists
----------------------------	------------------------------------

#### PETE MARAVICH - 1

LSU vs. Miss. State (2/3/69)	33 points, 11 rebounds, 10 assists
------------------------------	------------------------------------



# Maravich Center Records

## Individual Records

### POINTS

<b>LSU:</b>	53	by Shaquille O'Neal, vs. Arkansas State, 12/18/90
<b>**</b>	50	by Mahmoud Abdul-Rauf, vs. Tennessee, 2/11/99
	49	by Mahmoud Abdul-Rauf, vs. Florida, 3/01/89
	48	by Mahmoud Abdul-Rauf, vs. Louisiana Tech, 12/06/88
	45	by Mahmoud Abdul-Rauf, vs. Georgia, 1/24/90
	43	by Ben Simmons, vs. North Florida, 12/2/15
	43	by Shaquille O'Neal, vs. Northern Arizona, 12/28/91
	40	by Ronnie Henderson, vs. Alabama, 2/11/95
	40	by Rudy Macklin, vs. Tennessee, 1/15/77
	38	by Tasmin Mitchell, vs. Auburn, 1/20/10
	38	by Kenny Higgs, vs. Tennessee, 3/1/75
<b>Opp:</b>	48	by Hank Gathers, Loyola Marymount, 2/03/90
	43	by Todd Day, Arkansas, 1/11/92
	41	by Derrick Kidd, Southern, 11/29/95
	40	by Terrell Lowery, LMU, 12/20/90
	40	by Mike Hansen, UT-Martin, 12/20/88
	37	by Dave Shepherd, Ole Miss, 2/1/75
	36	by Trevor Releford, Alabama, 2/23/13
	36	by Alfred Hughes, Loyola Chicago, 11/28/84
	35	by Melvin Turpin, Kentucky, 1/7/84
	34	by Allen Houston, Tennessee, 1/8/90fd

### FIELD GOALS MADE

<b>LSU:</b>	19	by Chris Jackson, vs. Florida, 3/01/89
	18	by Bill "Fig" Newton, vs. Georgetown, 1/06/72
	18	by Chris Jackson, vs. Louisiana Tech, 12/06/88
	18	by Chris Jackson, vs. Southern Miss, 11/19/89
	18	by Shaquille O'Neal, vs. Arkansas State, 12/18/90
	18	by Shaquille O'Neal, vs. Northern Arizona, 12/28/91
<b>Opp:</b>	20	by Hank Gathers, Loyola Marymount, 2/3/90
	17	by Terrell Lowery, Loyola Marymount, 12/20/90
	17	by Alfred Hughes, Loyola Chicago, 11/28/84
	16	by Antonie Walker, Kentucky, 1/16/96
	16	by Derrick Kidd, Southern, 11/29/95
	16	by Todd Day, Arkansas, 1/11/92
	16	by Mike Hansen, UT-Martin, 12/20/88

### FIELD GOAL ATTEMPTS

<b>LSU:</b>	39	by Mahmoud Abdul-Rauf, vs. Florida, 3/1/89
	30	by Mahmoud Abdul-Rauf, vs. Miss. State, XX/XX/89
	30	by Mahmoud Abdul-Rauf, vs. Kansas, 11/17/89
	29	by Mahmoud Abdul-Rauf, vs. Louisiana Tech, 12/6/88
	29	by Mahmoud Abdul-Rauf, vs. Kentucky, xx/xx/89
	29	by Mahmoud Abdul-Rauf, vs. Southern Miss, 11/15/89
	29	by Mahmoud Abdul-Rauf, vs. UGA, xx/xx/90
<b>Opp:</b>	37	by Gerald Glass, Ole Miss, 3/3/90
	35	by Hank Gathers, Loyola Marymount, 2/3/90
	29	by Derrick Kidd, Southern, 11/29/95
	27	by Brian Johnson, Southern, 11/19/01
	27	by Bobby Gros, Arkansas State, 12/18/90
	27	by Mike Hansen, UT-Martin, 12/20/88
	27	by Alfred Hughes, Loyola Chicago, 11/28/84

### FIELD GOAL PERCENTAGE (MINIMUM 10 ATTEMPTS)

<b>LSU:</b>	1.000	by Stanley Roberts, 10-10, vs. Loyola Marymount, 2/03/90;
	1.000	by Durand Macklin, 12-12, vs. Mississippi State, 1/05/80
	90.0	by Tyrus Thomas, 10-12, vs. Nicholls, 11/21/05
<b>Opp:</b>	90.9	by Ronnie Williams, 10-11, Florida, 1/2/82
	90.9	by Bob Guyette, 10-11, Kentucky, 1/5/74
	86.2	by Melvin Turpin, 15-17, Kentucky, 1/7/84

### THREE POINT FIELD GOALS MADE

<b>LSU:</b>	10	by Mahmoud Abdul-Rauf, vs. Tennessee, 2/10/90
	9	by Mahmoud Abdul-Rauf, vs. Ole Miss, 1989
	8	by Mahmoud Abdul-Rauf, vs. Arkansas, 1/02/99
	8	by Ronnie Henderson, vs. Kentucky, 2/15/94
<b>Opp:</b>	9	by Anderson Hunt, UNLV, 1/28/90
	9	by Allen Houston, Tennessee, 1/8/90
	8	five times; Last: by Buddy Hield, Oklahoma, 1/30/16

-- \*\* Mahmoud Abdul Rauf played as Chris Jackson at LSU

### THREE POINT FIELD GOALS ATTEMPTS

<b>LSU:</b>	20	by Mahmoud Abdul-Rauf, Ole Miss, xx/xx/89
	20	by Mahmoud Abdul-Rauf, Tennessee, xx/xx/90
	16	by Marcus Thornton, vs. Auburn, 1/16/08
	13	by Mahmoud Abdul-Rauf, vs. Florida, 3/1/89
<b>Opp:</b>	18	by Damon Wordlaw, McNeese, 11/29/94
	17	by Danny Basile, Marist, 12/28/95
	16	by Derrick Kidd, Southern, 11/29/95
	16	by DeWayne Powell, UT-Martin, 12/16/95

### THREE POINT FG PERCENTAGE (MINIMUM 5 ATTEMPTS)

<b>LSU:</b>	1.000	by Tim Quarterman, 5-5, vs. Oklahoma, 1/30/16
	1.000	by Antonio Hudson, 6-6, vs. Louisiana-Lafayette, 11/21/04
	1.000	by Collis Temple, 5-5, vs. Nicholls State, 12/22/00
	1.000	by Darrel Mitchell, 5-5, vs. Auburn, 2/26/03
	83.3	four times, 5-6. Last: Darius Days, vs. Vanderbilt, 3/9/19
<b>Opp:</b>	1.000	by Eric Hester, 5-5, Florida, 1/25/17
	1.000	by Sonny Weems, 5-5, Arkansas, 1/26/08
	1.000	by Ezra Williams, 7-7, UGA, xx/xx/2003
	83.3	by John Ford, 5-6, McNeese, 11/14/07
	80.0	by Kyryn Galloway, 8-10, UNCG, 11/9/18

### FREE THROWS MADE

<b>LSU:</b>	17	by Shaquille O'Neal, vs. Arkansas State, 12/18/90
	16	by Eddie Palubinskas, vs. Miss. State, 3/1/73
	14	by Al Sanders, vs. Auburn, 1/15/72
<b>Opp:</b>	16	by Anthony Rosser, US International, 1/16/84
	15	by Ernie Grunfeld, Tennessee, 1/15/77
	14	by Anthony Richardson, Tennessee, 1/12/83
	13	by Corliss Williamson, Arkansas, 2/22/95
	13	by Greg Sutton, Oral Roberts, 11/30/88

### FREE THROWS ATTEMPTED

<b>LSU:</b>	21	by Shaquille O'Neal, vs. Arkansas State, 12/18/90
	19	by Brandon Sampson, vs. Georgia, 1/26/16
	18	by Jarell Martin, vs. Auburn, 3/13/15
	17	by Eddie Palubinskas, vs. Pacific, 12/8/73
	17	by Ben Simmons, vs. Georgia, 1/26/16
<b>Opp:</b>	20	by Anthony Rosser, US International, 1/16/84
	18	by Leon Douglas, Alabama, 2/17/75
	17	by Corliss Williamson, Arkansas, 2/22/95
	17	by Ernie Grunfeld, Tennessee, 1/15/77

### FREE THROW PERCENTAGE (MIN. 10 MADE)

<b>LSU:</b>	100.0	by Eddie Palubinskas, 16-16, vs. Miss. State, 03/01/73
	100.0	by Al Sanders, 10-10, vs. Tulane, 1/11/72
	100.0	by Chris Jackson, 12-12, vs. Kentucky, 1/13/90
	100.0	by Vernel Singleton, 12-12, vs. Florida, 1/26/91
	92.3	by Darrel Mitchell, 12-13, vs. Ohio State, 1/15/05
<b>Opp:</b>	100.0	by Dazan Ingram, 10-10, Alabama, 1/13/18
	100.0	by Anthony Richardson, 14-14, Tennessee, 1/12/85
	100.0	by Retin Obasohan, 11-11, Alabama, 2/1/16
	100.0	by Carlos Zuniga, 10-10, Tulane, 12/04/78
	100.0	by Sidney Moncrief, 10-10, Arkansas, 12/29/77
	100.0	by Darryl Wilson, 10-10, Miss. State, 2/8/95
	100.0	by Tony White, 10-10, Tennessee, 2/7/87
	100.0	by Joe Rogers, 10-10, Villanova, 12/28/76

### REBOUNDS

<b>LSU:</b>	32	by Durand Macklin, vs. Tulane, 11/26/76
	26	by Al Sanders, vs. Miss. State, 2/7/72
	24	by Shaquille O'Neal vs. Loyola Marymount, 2/3/90
	23	by Lionel Green, vs. Vandy, 2/5/79
	22	by Rudy Macklin, vs. Auburn, 1/16/80
	21	by Jaime Lloreda, vs. McNeese, 11/24/03
	21	by Shaquille O'Neal, vs. Florida, 1/26/91
	21	by Lionel Green, vs. Montana State, 12/18/78
<b>Opp:</b>	23	by Larry Fry, Mississippi State, 1/16/75
	21	by Larry Richard, TCU, 11/21/86
	20	by Mike Mitchell, Auburn, 1/3/76
	18	by Rich Parson, Texas, 12/28/74
	18	by Josh Davis, Wyoming, 1/3/01
	18	by Miraslay Pecarski, Marist, 11/25/88
	17	Four times. Last: Jarvis Varnado, Miss. St., 1/9/08



# Maravich Center Records

## ASSISTS

<b>LSU:</b> 19	by Kenny Higgs, vs. Georgia, 1/17/77
18	by Randy Livingston, vs. George Mason, 12/03/94
18	by Ethan Martin, vs. Tulane, 12/6/80
18	by Kenny Higgs, vs. Tennessee, 1/15/77
17	by Kenny Higgs, vs. Mississippi State, 2/16/76
<b>Opp:</b> 15	by Eddie Johnson, Auburn, 1/3/76
14	by Kareem Reid, Arkansas, 3/2/96
14	by Terrell Lowery, Loyola Marymount, 12/20/90
12	by Travid Ford, Kentucky, 2/15/94
12	by Greg Anthony, UNLV, 2/25/89

## BLOCKED SHOTS

<b>LSU:</b> 12	by Shaquille O'Neal, vs. Loyola Marymount, 2/03/90
11	by Shaquille O'Neal vs. Auburn, 2/22/92
10	by Shaquille O'Neal vs. Florida, x/xx/91
9	by Kavell Bigby-Williams, vs. Grambling, 12/1/18
9	by Tyrus Thomas, vs. Tennessee, 1/14/06
<b>Opp:</b> 10	by Leon Douglas, Alabama, 2/17/95
7	by Alex Smith, Bethune Cookman, 1/15/13
7	by Jarvis Varnado, Miss. State, 1/9/08
6	by Nick Richards, Kentucky, 2/18/20
6	by Festus Ezeli, Vandy, 2/25/11
6	by Reginald Buckner, Ole Miss, 1/22/11

## STEALS

<b>LSU:</b> 10	by Shawn Griggs, vs. Tennessee, 2/23/91
8	by Tremont Waters, vs. ULM, 12/28/18
8	by Tremont Waters, vs. Texas A&M, 1/23/18
8	by Anthony Hickey, vs. Texas A&M, 1/23/13
8	by Clarence Ceasar, vs. Auburn, 1/8/94
8	by Shawn Griggs, vs. Loyola Marymount, 12/20/90
8	by Shawn Griggs, vs. Arizona, 12/8/90
<b>Opp:</b> 9	by Mike Varos, Cal State Los Angeles, 12/18/89
7	by Eddie Shannon, Florida, 1/20/99
6	by Marcus Hicks, Ole Miss, 2/3/99
6	by Nekolus Daniels, Troy, 12/22/98

## Team Records

### POINTS

<b>LSU:</b> 159	vs. Northern Arizona, 159-86, 12/28/91
148	vs. Loyola Marymount, 148-141, 02/03/90
128	vs. Tennessee Martin, 128-89, 12/20/88
127	vs. George Mason, 127-104, 12/03/94
123	vs. Nicholls State, 123-61, 12/30/91
<b>Opp:</b> 141	by Loyola Marymount, 148-141 (OT), 02/03/90
129	by Kentucky, 97-129, 01/16/96
127	by Illinois, 100-127, 12/22/88
114	by Loyola Marymount, 122-114, 12/20/90
113	by Tennessee, 119-113, 02/10/90

### MOST POINTS IN FIRST HALF

<b>LSU:</b> 80	vs. North Arizona, 159-86, 12/28/91
72	vs. Loyola Marymount, 148-141 (OT), 2/3/90
70	vs. George Mason, 127-104, 12/3/94
69	vs. Tennessee, 121-87, 1/9/78
65	vs. Tennessee-Martin, 128-89, 12/20/88
<b>Opp:</b> 86	by Kentucky, 86-129, 1/16/96
61	by Illinois, 100-127, 12/22/88
58	by Tennessee, 102-108, 1/15/77
58	by Loyola-Marymount, 148-141 (OT), 2/3/90
58	by Florida, 71-106, 1/25/17

### MOST POINTS IN SECOND HALF

<b>LSU:</b> 79	vs. North Arizona, 159-86, 12/28/91
78	vs. Tennessee, 111-94, 1/8/90
71	vs. North Florida, 119-108, 12/2/15
70	vs. Tulane, 109-85, 12/4/78
68	vs. Tulane, 119-81, 12/6/80

<b>Opp:</b> 76	by Loyola-Marymount, 148-141 (OT), 2/3/90
67	by Tulane, 120-88, 12/7/77
67	by Kentucky, 95-99, 2/15/94
66	by Illinois, 100-127, 12/22/88
63	by Southern, 109-100, 11/29/95

## FEWEST POINTS IN FIRST HALF

<b>LSU:</b> 10	vs. Ole Miss, 58-45, 3/3/04
14	vs. Kentucky, 55-81, 2/6/10
15	vs. Miss. State, 54-64, 1/17/04
16	vs. Tennessee, 54-59, 2/4/10
18	vs. Alabama, 49-66, 1/9/10
<b>Opp:</b> 12	by Nicholls, 68-24, 11/22/02
12	by Southern, 62-41, 12/27/10
14	by Alabama, 67-52, 1/20/88
15	by Grambling, 87-41, 12/13/08
15	by Alabama, 67-58, 2/11/12
15	by Charleston, 71-47, 12/22/14

## FEWEST POINTS IN SECOND HALF

<b>LSU:</b> 18	vs. Mississippi State, 47-49, 1/30/88
19	vs. Ole Miss, 51-78, 1/22/11
20	vs. Mississippi State, 39-61, 1/9/08
20	vs. Utah, 59-61, 1/2/10
20	vs. Arkansas, 65-60, 2/27/13
<b>Opp:</b> 10	by Nicholls, 71-35, 12/30/01
11	by Grambling, 112-37, 11/20/99
12	by Nicholls, 68-24, 11/22/02
15	by Centenary, 78-36, 11/24/10
17	four times

## FIELD GOALS MADE

<b>LSU:</b> 61	vs. Loyola Marymount, 148-141 (OT), 2/3/90
61	vs. Northern Arizona, 159-86, 12/28/91
56	vs. Tennessee-Martin, 128-89, 12/20/88
53	vs. Saint Peter's, 113-101, 12/27/74
53	vs. Tennessee, 121-87, 1/9/78
<b>Opp:</b> 53	by Illinois, 100-127, 12/22/88
52	by Loyola Marymount, 148-141 (OT), 2/3/90
47	by Loyola Marymount, 122-114, 12/20/90
47	by Kentucky, 97-129, 1/16/96
44	by Auburn, 86-102, 1/3/76

## FIELD GOAL ATTEMPTS

<b>LSU:</b> 105	vs. Montana State, 101-81, 12/27/76
103	vs. Northern Arizona, 159-86, 12/28/91
100	vs. Tennessee-Martin, 128-89, 12/20/88
95	vs. Loyola Marymount, 148-141 (OT), 2/3/90
92	twice
<b>Opp:</b> 116	by Loyola-Marymount, 148-141 (OT), 2/3/90
96	by Kentucky, 107-88, 2/5/91
92	by Troy State, 113-78, 12/6/94
90	by Ole Miss, 100-75, 1/10/76
90	by Tennessee, 111/94, 1/8/90

## FIELD GOAL PERCENTAGE

<b>LSU:</b> 70.3	vs. Centenary, (45-64) 112-65, 1/15/03
67.2	vs. Kentucky, (39-58) 107-88, 2/5/91
66.7	vs. Ole Miss, (34-51) 86-68, 1/13/86
65.8	vs. Tulane, (48-73) 119-81, 12/6/80
65.3	vs. Miss. State, (32-49) 86-73, 2/21/83
<b>Opp:</b> 68.4	by Tulane, (26-38) 72-83, 3/12/82
67.9	by Illinois, (53-78) 100-127, 12/22/88
66.1	by Tennessee, (39-59) 102-108, 1/15/77
65.0	by Auburn (39-60) 86-92, 2/26/86
62.5	by Lamar (30-48) 64-70, 12/1/97

# Maravich Center Records

## FREE THROWS MADE

<b>LSU:</b>	41	vs. Tulane, 95-85, 12/22/79
	38	vs. Miss. State, 94-82, 3/1/73
	38	vs. Florida, 85-81, 1/16/93
	37	vs. Vanderbilt, 94-79, 2/6/88
	37	vs. Georgia, 89-85, 1/26/16
<b>Opp:</b>	35	by Tulane, 109-85, 12/4/78
	34	by Houston, 91-100, 12/6/83
	32	by Kentucky, 80-96, 1/7/84
	31	by Tulane, 72-83, 3/12/82
	30	five times

## FREE THROW ATTEMPTS

<b>LSU:</b>	55	vs. Tulane, 95-85, 12/22/79
	55	vs. Georgia, 89-85, 1/26/16
	54	vs. Loyola (Chicago), 97-80, 12/6/82
	52	vs. Vanderbilt, 94-79, 2/6/88
	52	vs. Tennessee, 119-87, 2/23/91
<b>Opp:</b>	47	by Ole Miss, 93-70, 1/14/84
	46	by Tulane, 109-85, 12/4/78
	45	by Houston, 91-100, 12/6/83
	44	by Georgia State, 105-70, 12/28/94
	43	by Kentucky, 80-96, 1/7/84

## FREE THROW PERCENTAGE (MIN. 10 ATTEMPTS)

<b>LSU:</b>	1.000	vs. Kentucky (17-17), 64-70, 2/29/2004
	1.000	vs. Texas A&M (13-13), 73-85, 2/4/17
	95.5	vs. Auburn (21-22), 79-72, 2/21/09
	95.0	vs. Samford (19-20), 105-86, 11/16/17
	93.5	vs. Ohio State, (29-31), 113-101 (2OT), 1/15/05
<b>Opp:</b>	1.000	by Alabmaa (18-18), 66-74, 1/13/18
	1.000	by Wofford (13-13), 91-69, 11/12/16
	1.000	by Centenary (10-10), 112-65, 1/15/03
	93.3	by North Texas (14-15), 55-75, 12/22/10
	92.6	by Arkansas (25-27), 88-74, 2/1/14

## THREE POINT FIELD GOALS MADE

<b>LSU:</b>	17	vs. Vanderbilt, 89-96, 12/29/16
	16	vs. Auburn, 94-63, 2/26/03
	15	vs. Arkansas, 94-86, 2/3/18
	13	four times
<b>Opp:</b>	19	by North Florida, 119-108, 12/2/15
	19	by Florida, 71-106, 1/25/17
	19	by UNC Greensboro, 97-91, 11/9/18
	18	by Ohio State, 113-101 (2OT), 1/15/05
	17	by Kentucky, 94-81, 1/13/90

## THREE POINT FG ATTEMPTED

<b>LSU:</b>	32	vs. Sam Houston State, 80-58, 12/19/17
	31	vs. Miss. State, 52-66, 1/26/94
	30	vs. Arkansas, 79-94, 3/2/96
	30	vs. Tennessee-Martin, 84-60, 11/29/17
	30	vs. Arkansas, 94-86, 2/3/18
<b>Opp:</b>	52	vs. Troy State, 113-78, 12/6/94
	46	vs. Kentucky, 94-81, 1/13/90
	45	vs. Loyola Marymount, 148-141 OT, 2/3/90
	44	vs. Kentucky, 74-53, 2/2/92
	40	vs. Kentucky, 107-88, 2/5/91

## THREE POINT FIELD GOAL PERCENTAGE (MIN. 10 ATTEMPTS)

<b>LSU:</b>	66.7	vs. Alabama (10-15), 88-79, 1/8/19
	66.7	vs. Vanderbilt (10-15), 79-60, 2/12/03
	64.0	vs. Auburn (16-25), 94-63, 2/26/03
	63.6	vs. Marquette (7-11), 67-59, 12/19/11
	63.6	vs. Georgia (7-11), 81-52, 1/25/06
	63.6	vs. ULM (7-11), 96-65, 11/29/03
	63.6	vs. Nicholls (7-11), 91-74, 12/23/99
	63.6	vs. Auburn, (7-11), 70-73, 1/9/99

<b>Opp:</b>	66.7	by Arkansas (10-15), 52-68, 1/26/08
	61.5	by Illinois (8-13), 100-127, 12/22/88
	60.0	by Georgia (9-15), 61-69, 3/8/14
	60.0	by McNeese (9-15), 62-59, 12/22/08
	60.0	by Virginia (6-10), 52-57, 1/2/12
	60.0	by Miss. State (6-10), 79-82, 1/29/91

## REBOUNDS

<b>LSU:</b>	80	vs. Montana State, 12/27/76
	65	vs. Loyola Marymount, 2/3/90
	64	vs. Northwestern State, 11/16/13
	64	vs. CCNY, 11/28/75
	63	vs. Nicholls State, 12/30/91
<b>Opp:</b>	59	by Memphis, 12/5/72
	55	by Auburn, 1/3/76
	54	by Oral Roberts, 11/30/88
	53	by Florida, 1/12/13
	53	by Kentucky, 2/6/10

## ASSISTS

<b>LSU:</b>	38	vs. George Mason, 12/3/94
	33	vs. Loyola Marymount, 2/3/90
	33	vs. Georgia State, 12/28/94
	33	vs. Vandy, 2/10/75
	32	vs. Loyola, 1/8/72
<b>Opp:</b>	26	by Miss. State, 1/16/75
	26	by Auburn, 1/3/76
	26	by UNLV, 2/x/89
	25	by Illinois, 12/12/88
	23	by Arkansas, xx/xx/92
	23	by Alabama, 1/10/72

## STEALS

<b>LSU:</b>	23	vs. Tennessee, 2/23/91
	20	vs. Southeastern, 11/26/90
	20	vs. Nicholls, 12/29/90
	19	vs. Texas A&M, 1/23/13
	18	vs. Marist, 11/25/88
	18	vs. Central Connecticut State, 1/19/93
<b>Opp:</b>	25	by Kentucky, 2/15/94
	23	by UGA, 2/19/94
	23	by Arkansas, 3/2/94
	20	by Loyola Marymount, 2/3/90
	17	by Vandy, 1/28/95

## BLOCKS

<b>LSU:</b>	16	vs. Alcorn State, 11/20/08
	14	vs. Alabama, 3/5/08
	14	vs. UGA, 1/25/06
	14	vs. Loyola Marymount, 2/3/90
	13	Six times. Last: vs. South Carolina, 1/28/15
<b>Opp:</b>	15	by Alabama, 2/17/75
	10	by Tennessee, 3/10/89

# Team Single-Game Records

## MOST POINTS SCORED

1.	159 — Northern Arizona (159-86)	Dec. 28, 1991
2.	148 — vs. Loyola Marymount (148-141)	Feb. 3, 1990
3.	128 — vs. Louisiana College (128-74)	Dec. 7, 1953
3.	128 -- vs. Tennessee Martin (128-89)	Dec. 20, 1988
5.	127 — vs. Tulane (127-114)	Feb. 9, 1970

## HIGHEST VICTORY MARGIN

1.	94 — LSU 124, Southwestern (TN) 33	Dec. 8, 1952
2.	75 — LSU 112, Grambling State 37	Nov. 20, 1999
3.	73 — LSU 159, Northern Arizona 86	Dec. 28, 1991
4.	62 — LSU 123, Nicholls State 61	Dec. 30, 1991
5.	60 — LSU 80, Sewanee 20	Jan. 5, 1934
6.	56 — LSU 69, Louisiana-Lafayette 13	Dec. 1915
	56 — LSU 66, Millsaps 10	Feb. 6, 1918

## OPPONENT MOST POINTS SCORED

1.	130 — by Florida State (FSU 130-100)	Dec. 16, 1967
2.	141 — by Loyola Marymount (LSU 148-141)	Feb. 3, 1990
3.	129 — by Kentucky (UK 129-97)	Jan. 16, 1996
4.	127 — by Kentucky (UK 127-80)	March 4, 1995
5.	121 — by Kentucky (UK 121-95)	Jan. 27, 1968
	121 — by Kentucky (UK 121-105)	Feb. 21, 1970

## OPPONENTS MARGIN OF VICTORY

1.	49 — UCLA 133, LSU 84	Dec. 23, 1969
2.	47 — Kentucky 127, LSU 80	March 4, 1995
3.	46 — Vanderbilt 106, LSU 60	March 8, 1965
4.	44 — Oklahoma State 111, LSU 67	Dec. 20, 1994
5.	41 — Auburn 101, LSU 60	Feb. 13, 1965
6.	40 — Florida 102, LSU 62	Jan. 4, 1965
	40 — St. John's 102, LSU 62	Dec. 29, 1965

## MOST FIELD GOALS MADE

1.	61 — vs. Northern Arizona	Dec. 28 1991
1.	61 — vs. Loyola Marymount	Feb. 3, 1990
3.	48 — vs. Loyola Marymount	Dec. 20, 1990
4.	47 — vs. McNeese State	Jan. 20, 1992
	47 — vs. Southeastern Louisiana	Nov. 26, 1990
	47 — vs. Nicholls State	Dec. 29, 1990

## MOST THREE-POINT FIELD GOALS MADE

1.	17 -- vs. Vanderbilt	Dec. 29, 2016
	17 — vs. Tennessee	March 1, 2003
3.	16 — vs. Auburn	Feb. 26, 2003
4.	15 -- vs. Arkansas	Feb. 3, 2018
5.	14 -- at Texas A&M	Jan. 14, 2020
6.	13 -- at Florida	March 1, 2014
	13 -- vs. Grambling State	Dec. 13, 2008
	13 — vs. Chaminade	Nov. 20, 2007
	13 — vs. Texas A&M	Nov. 30, 2002
	13 — vs. Northwestern State	Dec. 2, 2001
	13 — vs. Maryland Baltimore County	Dec. 30, 1994
	13 — vs. Ole Miss	March 10, 1989

## MOST FREE THROWS MADE

1.	41 — vs. Tulane	Dec. 22, 1979
2.	38 — vs. Florida	Jan. 16, 1993
3.	37 -- vs. Georgia	Jan. 26, 2016
	37 — vs. Vanderbilt	Feb. 6, 1988
5.	36 — vs. Tennessee	Feb. 23, 1991
6.	33 — vs. Ole Miss	Jan. 14, 1984
	33 — vs. Loyola (Chicago)	Dec. 6, 1982
8.	32 -- vs. Arkansas	Feb. 2, 2019
	32 -- vs. South Carolina	Jan. 19, 2019
	32 -- vs. Northwestern State	Nov. 12, 2010
	32 — vs. Texas A&M	Dec. 8, 1982
	32 — vs. Arkansas	Jan. 11, 1992

## MOST REBOUNDS

1.	80 — vs. Montana State	Dec. 27, 1976
2.	65 — vs. Loyola Marymount	Feb. 3, 1990
3.	63 — vs. Nicholls State	Dec. 30, 1991
4.	62 — vs. Hawaii Pacific	Nov. 27, 1982
5.	61 — vs. Northern Arizona	Dec. 28, 1991
6.	60 — vs. McNeese State	Dec. 20, 1992
	60 — vs. Troy	Dec. 6, 1994
	60 — vs. Troy	Dec. 22, 1999

## ASSISTS

1.	38 — vs. George Mason	Dec. 3, 1994
2.	33 — vs. Loyola Marymount	Feb. 3, 1990
	33 — vs. Georgia State	Dec. 28, 1994
4.	30 — vs. Southern	Nov. 29, 1995
	30 — vs. Texas A&M Corpus Christi	Dec. 14, 2002
6.	29 -- vs. Samford	Nov. 16, 2017
	29 — vs. Northern Arizona	Dec. 28, 1991
	29 — vs. Troy	Dec. 6, 1994
	29 — vs. Grambling State	Nov. 28, 1999

## STEALS

1.	23 — vs. Tennessee	Feb. 23, 1991
2.	20 — vs. Southeastern Louisiana	Nov. 26, 1990
	20 — vs. Nicholls State	Dec. 29, 1990
4.	19 -- vs. Texas A&M	Jan. 23, 2013
5.	18 — vs. Marist	Nov. 25, 1988
	18 — vs. Central Connecticut State	Jan. 19, 1993
7.	17 — vs. Auburn	Jan. 9, 1993
	17 — vs. Cornell	Dec. 30, 1995
	17 — vs. Loyola Marymount	Dec. 20, 1990

## BLOCKS

1.	16 — vs. Texas	Jan. 2, 1990
	16 -- vs. Alcorn State	Nov. 20, 2008
3.	14 — vs. Alabama	March 5, 2008
	14 — vs. Georgia	Jan. 25, 2006
	14 — vs. Loyola Marymount	Feb. 3, 1990
6.	13 -- vs. South Carolina	Jan. 28, 2015
	13 -- vs. Houston Baptist	Dec. 28, 2012
	13 — vs. Tennessee	Jan. 14, 2006
	13 — vs. Louisiana-Lafayette	Nov. 21, 2004
	13 — vs. Texas A&M Corpus Christi	Dec. 14, 2002
	13 — vs. Auburn	March 1, 1980
	13 — vs. Georgia	Jan. 7, 1991

# Team Season Records

## WINS

1.	31	1980-81
2.	28	2018-19
	28	1999-00
4.	27	2008-09
	27	2005-06
6.	26	1985-86
	26	1979-80
8.	24	1986-87
9.	23	1989-90
	23	1978-79
11.	22	2014-15
	22	1992-93
	22	1969-70
	22	1952-53
15.	21	2019-20
	21	2002-03
	21	1991-92

## WINNING PCT. (MIN. 10 WINS)

1.	.938 (15-1)	1921-22
2.	.933 (14-1)	1934-35
3.	.923 (12-1)	1917-18
4.	.909 (10-1)	1916-17
	.909 (10-1)	1914-15
6.	.905 (19-2)	1919-20
7.	.880 (22-3)	1952-53
8.	.861 (31-5)	1980-81
9.	.857 (18-3)	1945-46
10.	.826 (19-4)	1920-21

## GAMES PLAYED

1.	39	1986-87
2.	38	1985-86
3.	36	2005-06
	36	1980-81
5.	35	2018-19
	35	2008-09
7.	34	2013-14
	34	2001-02
	34	1999-00
10.	33	2017-18
	33	2015-16
	33	2014-15
	33	2011-12
	33	1992-93

## FIELD GOALS ATTEMPTS

1.	2403	1969-70
2.	2327	1985-86
3.	2303	1988-89
4.	2261	1986-87
5.	2194	1989-90
6.	2162	2018-19
7.	2155	1992-93
8.	2144	1980-81
9.	2093	2008-09
10.	2092	2005-06
11.	2067	2013-14

## FIELD GOALS MADE

1.	1170	1985-86
2.	1159	1969-70
3.	1116	1989-90
4.	1115	1988-89
5.	1098	1980-81
6.	1047	1986-87
7.	1019	1979-80
8.	1010	1990-91
9.	1000	1991-92
10.	988	2018-19
11.	972	2005-06

## 3-POINT FG ATTEMPTED

1.	774	2017-18
2.	740	2018-19
3.	675	2013-14
4.	658	2012-13
5.	624	2007-08
6.	620	2015-16
7.	614	1995-96
8.	584	2016-17
9.	572	2008-09
10.	571	2002-03
	571	2004-05

## 3-POINT FG MADE

1.	268	2017-18
2.	236	2018-19
3.	234	2012-13
4.	231	2013-14
5.	215	2002-03
6.	213	2008-09
7.	211	2019-20
8.	205	2004-05
9.	204	2001-02
10.	203	2015-16
11.	201	2007-08

## 3-POINT FG PERCENTAGE

1.	.401	1986-87
2.	.388	1988-89
3.	.377	2002-03
4.	.372	2008-09
5.	.368	1992-93
6.	.367	1991-92

## FIELD GOAL PERCENTAGE

1.	.521	1978-79
2.	.520	1970-71
3.	.512	1980-81
4.	.509	1989-90
	.509	1979-80
6.	.503	1985-86
7.	.501	1984-85
8.	.495	1990-91
9.	.490	1991-92
10.	.488	1973-74

## FREE THROWS MADE

1.	667	1969-70
2.	653	1980-81
3.	603	2018-19
4.	573	1990-91
5.	569	2015-16
6.	557	1988-89
7.	552	1999-00
8.	542	2005-06
9.	537	1985-86
10.	536	1989-90
11.	530	2008-09

## FREE THROWS ATTEMPTS

1.	944	1980-81
2.	917	1969-70
3.	858	1999-00
4.	856	2015-16
5.	840	1990-91
6.	820	1991-92
7.	804	1988-89
8.	802	2018-19
9.	786	2005-06
10.	782	1986-87
11.	774	1983-84

## FREE THROW PERCENTAGE

1.	.770	1988-89
2.	.769	2019-20
3.	.752	2018-19
4.	.750	1985-86
5.	.741	2007-08
6.	.737	1963-64
7.	.731	2017-18
8.	.730	2004-05
9.	.727	1969-70
10.	.720	1972-73
11.	.716	2008-09
12.	.714	1984-85
	.714	1967-68

## REBOUNDS

1.	1691	1969-70
2.	1457	1989-90
3.	1447	2005-06
4.	1401	1986-87
5.	1373	1999-00
6.	1365	2008-09
7.	1355	2018-19
8.	1334	2013-14
9.	1316	1990-91
10.	1308	1991-92
11.	1298	1985-86
	1298	1964-65

## REBOUND AVERAGE

1.	52.8	1969-70
2.	49.9	1964-65
3.	47.1	1962-63
4.	47.0	1963-64
	47.0	1961-62
6.	46.5	1954-55
7.	46.2	1977-78
8.	46.0	1970-71
	46.0	1968-69
10.	45.5	1989-90
	45.5	1976-77

## PERSONAL FOULS

1.	747	1986-87
2.	727	1980-81
3.	697	1978-79
4.	675	1977-78
5.	669	1979-80
6.	663	1982-83
7.	661	1989-90
8.	660	1969-70
9.	657	1985-86
10.	639	1973-74

## FOULED OUT

1.	37	1973-74
	37	1952-53
3.	33	1978-79
	33	1977-78
5.	32	1976-77
6.	30	1957-58
7.	29	1974-75
8.	28	1989-90
	28	1969-70
10.	27	1988-89
	27	1972-73
	27	1971-72

## ASSISTS

1.	616	1974-75
2.	577	1985-86
3.	566	1990-91
4.	547	2005-06

5.	538	1975-76
6.	529	2008-09
7.	527	1986-87
7.	527	1980-81
9.	526	1989-90
10.	525	1988-89

## BLOCKED SHOTS

1.	236	2005-06
2.	225	1989-90
3.	212	2008-09
4.	206	1991-92
5.	204	2014-15
6.	199	2013-14
7.	198	1990-91
8.	196	2007-08
9.	180	1999-00
10.	155	2006-07

## STEALS

1.	352	1986-87
2.	316	1990-91
2.	316	1992-93
4.	313	1999-00
5.	311	1991-92
6.	308	2018-19
7.	306	1985-86
8.	298	2005-06
9.	297	1980-81
10.	282	2012-13
11.	280	2001-02

## POINTS

1.	2985	1969-70
2.	2966	1988-89
3.	2921	1989-90
4.	2877	1985-86
5.	2851	1980-81
6.	2785	1986-87
7.	2713	1991-92
	2713	1990-91
9.	2633	2005-06
10.	2617	2008-09

## SCORING AVERAGE

1.	93.3	1969-70
2.	92.7	1988-89
3.	91.3	1989-90
4.	90.4	1990-91
5.	89.1	1968-69
6.	88.7	1967-68
7.	87.5	1991-92
8.	85.6	1970-71
9.	84.1	1977-78
10.	83.5	1974-75
11.	82.8	1978-79
12.	82.5	1975-76
13.	81.9	1973-74
14.	80.5	2019-20
	80.5	1952-53

## FEWEST OPPONENTS PTS AVG.

1.	47.2	1947-48
2.	54.9	1948-49
3.	60.4	1951-52
4.	60.6	1953-54
5.	62.1	1950-51
6.	62.7	2006-07
	62.7	1999-00
8.	63.4	2002-03
9.	63.7	1952-53
10.	63.8	2003-04



# Opponent Team, Individual Season Records

## POINTS

1.	2861	1988-89
2.	2860	1969-70
3.	2679	1985-86
4.	2658	1986-87
5.	2620	1989-90
6.	2572	2016-17
7.	2558	2018-19
8.	2543	2015-16
9.	2463	2017-18
10.	2449	1980-81

## FIELD GOALS MADE

1.	1117	1969-70
2.	1113	1985-86
3.	1096	1988-89
4.	973	1986-87
5.	971	1980-81
6.	919	1992-93
7.	918	2013-14
8.	915	2015-16
9.	903	1990-91
10.	901	1989-90

## FIELD GOALS ATTEMPTED

1.	2497	1969-70
2.	2263	1988-89
3.	2257	1985-86
4.	2240	1986-87
5.	2222	1989-90
6.	2137	2005-06
7.	2129	1990-91

## FIELD GOAL PERCENTAGE

1.	.511	1981-82
2.	.493	1985-86
3.	.492	1966-67
4.	.489	1993-94
5.	.484	1974-75
	.484	1988-89
7.	.472	2016-17
	.472	1984-85
9.	.471	1983-84
	.471	1980-81

## FREE THROWS MADE

1.	626	1969-70
2.	603	1956-57
3.	569	1986-87
4.	565	1955-56
5.	561	1989-90
6.	545	2013-14
7.	533	1983-84
8.	529	1994-95

## FREE THROW ATTEMPTS

1.	928	1969-70
2.	881	1955-56
3.	863	1956-57
4.	800	1989-90
5.	789	1954-55
6.	784	1994-95
7.	778	2013-14
8.	758	1995-96
9.	747	1983-84

## FREE THROW PERCENTAGE

1.	.744	1962-63
2.	.737	1984-85
3.	.733	1986-87
4.	.729	1974-75
5.	.725	1970-71
6.	.719	1980-81
7.	.718	2016-17
8.	.714	1983-84

## 3-POINT FG MADE

1.	281	2018-19
2.	277	2019-20
	277	2017-18
	277	2016-17
5.	262	2015-16
6.	257	1989-90
7.	233	2005-06
	233	1999-00
9.	226	2001-02
	226	1994-95

## 3-POINT FG ATTEMPTS

1.	833	2018-19
2.	804	2019-20
3.	785	2017-18
4.	749	2015-16
5.	745	1999-00
6.	734	1989-90
7.	724	2016-17
8.	684	2001-02
9.	677	2005-06
10.	646	1995-96

## 3-POINT FG PERCENTAGE

1.	.390	1986-87
2.	.383	2016-17
3.	.379	2004-05
4.	.369	2000-01
5.	.365	1996-97
6.	.361	1988-89
7.	.358	2013-14
8.	.354	2002-03
	.354	1990-91
10.	.353	2017-18

## REBOUNDS

1.	1485	1969-70
2.	1417	1986-87
3.	1346	1967-68
4.	1344	1988-89
5.	1332	1965-66

## REBOUND AVERAGE

1.	52.5	1955-56
2.	52.2	1957-58
2.	52.2	1956-57
4.	51.7	1967-68
5.	51.2	1965-66

## PERSONAL FOULS

1.	848	1980-81
2.	780	1986-87
3.	764	1979-80
4.	743	1999-00
5.	710	1985-86

## ASSISTS

1.	560	1985-86
2.	545	1988-89
3.	530	1992-93
4.	499	1974-75
5.	491	1993-94

## BLOCKED SHOTS

1.	158	1992-93
2.	150	2005-06
3.	133	2010-11
4.	132	2011-12
5.	129	2012-13
6.	126	2013-14
7.	123	2014-15
8.	119	1997-98
	119	1993-94
	119	1985-86

## STEALS

1.	301	1996-97
2.	290	1998-99
3.	274	1989-90
4.	269	1994-95
5.	265	1999-00

## SCORING AVERAGE

1.	89.7	1974-75
2.	89.4	1988-89
2.	89.4	1969-70
4.	87.5	1968-69
5.	86.1	1967-68
6.	83.0	2016-17
7.	81.9	1989-90
8.	81.2	1994-95
9.	81.3	1993-94

## Opponent single game records

### POINTS

1.	Johnny Neumann, Ole Miss	Jan. 30, 1971	63
2.	Gerald Glass, Ole Miss	March 4, 1989	53
3.	Dan Issel, Kentucky	Feb. 21, 1970	51
4.	Bob Burrow, Kentucky	Jan. 14, 1956	50
5.	Ron Widby, Tennessee	1967	50

### FIELD GOALS MADE

1.	Johnny Neumann, Ole Miss	Jan. 30, 1971	26
2.	Gerald Glass, Ole Miss	March 4, 1989	20
3.	Hank Gathers, Loyola Marymount	Feb. 3, 1990	20

### FIELD GOALS ATTEMPTS

1.	Johnny Neumann, Ole Miss	Jan. 30, 1971	40
2.	Gerald Glass, Ole Miss	March 3, 1990	37
3.	Gerald Glass, Ole Miss	March 4, 1989	36

### FREE THROWS MADE

1.	Neal Walk, Florida	Feb. 10, 1968	18
2.	Carlos Clark, Ole Miss	Jan. 15, 1983	17
3.	Anthony Rosser, U.S. International	Jan. 16, 1984	16
	Andrew Rowsey, Marquette	Nov. 11, 2017	16

### FREE THROW ATTEMPTS

1.	Neal Walk, Florida	Feb. 10, 1968	21
1.	Carlos Clark, Ole Miss	Feb. 15, 1983	21
3.	Anthony Rosser, U.S. International	Jan. 16, 1984	20

### FREE THROW PERCENTAGE (MIN. 15 ATTEMPTS)

1.	Andrew Rowsey, Marquette	Nov. 22, 2018	1.000 (16-16)
2.	Reggie Johnson, Tennessee	Feb. 5, 1978	.933 (14-15)
3.	Earvin Johnson, Mich. St.	March 16, 1979	.933 (14-15)

### THREE-POINT FIELD GOALS MADE

1.	Anderson Hunt, UNLV	Jan. 28, 1990	9
	Scott Draud, Vanderbilt	Feb. 18, 1990	9
	Lee Mayberry, Arkansas	March 4, 1992	9
4.	Seven times		8

### THREE-POINT FIELD GOAL ATTEMPTS

1.	Chris Walker, Villanova	March 15, 1990	20
2.	Damon Drowlaw, McNeese	Nov. 29, 1994	18
3.	Scott Draud, Vanderbilt	Feb. 2, 1991	17
	Danny Basile, Marist	Dec. 25, 1995	17

### THREE-POINT FG PERCENTAGE (MIN. 5 ATTEMPTS)

1.	Eric Hester, Florida	Jan. 25, 2017	1.000 (5-5)
	Jordan McRae, Tennessee	Feb. 19, 2013	1.000 (6-6)
	Dawid Przbyszeski, Vandy	Feb. 21, 2004	1.000 (5-5)
	Ezra Williams, Georgia	Jan. 5, 2003	1.000 (7-7)
	Troy Gaines, Auburn	Feb. 26, 2003	1.000 (5-5)
	Andrew Moten, Florida	Jan. 21, 1987	1.000 (5-5)

### REBOUNDS

1.	Bailey Howell, Mississippi St.	1957	34
2.	Bob Lienhard, Georgia	1969	29
	Dan Issel, Kentucky	Feb. 22, 1969	29

### ASSISTS

1.	Eddie Johnson, Auburn	Jan. 3, 1976	15
2.	Tyler Ullis, Kentucky	March 5, 2016	14
	Kareem Reid, Arkansas	March 2, 1996	14
	Terrell Lowery, Loyola-Marymount	Dec. 20, 1990	14
	Bobby Hurley, Duke	Feb. 10, 1991	14

### BLOCKED SHOTS

1.	Roy Rogers, Alabama	Feb. 17, 1996	10
2.	Andre Riddick, Kentucky	March 14, 1993	9
3.	Charles Barkley, Auburn	1984	8

### STEALS

1.	Mike Varos, Cal State Los Angeles	Dec. 8, 1989	9
2.	Pointer Williams, McNeese State	Dec. 1, 1995	8
3.	Six times		7

# Records by Class



**Kenny Higgs**



**Mahmoud Abdul-Rauf**

## GAMES

Fr.	Tasmin Mitchell (36), 2005-06
	Garrett Temple (36), 2005-06
	Ben Voogd (36), 2005-06
	Johnny Jones (36), 1980-81
	Leonard Mitchell (36), 1980-81
So.	Fess Irvin (37), 1986-87
Jr.	Bernard Woodside (39), 1986-87
Sr.	Oliver Brown (38), 1986-87
	Anthony Wilson (38), 1986-87

## FIELD GOAL ATTEMPTS

Fr. **	Mahmoud Abdul-Rauf (739), 1988-89
So.	Pete Maravich (1022), 1967-68
Jr.	Pete Maravich (976), 1968-69
Sr.	Pete Maravich (1168), 1969-70

## FIELD GOALS MADE

Fr.	Mahmoud Abdul-Rauf (359), 1988-89
So.	Pete Maravich (432), 1967-68
Jr.	Pete Maravich (433), 1968-69
Sr.	Pete Maravich (522), 1969-70

## FIELD GOAL PERCENTAGE

Fr.	Emmitt Williams (.614), 2018-19
So.	Rudy Macklin (.622), 1977-78
Jr.	Ralph Jukkola (.638), 1967-68
Sr.	Dave Ramsden (.675), 1968-69

## 3-POINT FIELD GOALS MADE

Fr.	Mahmoud Abdul-Rauf (84), 1988-89
So.	Mahmoud Abdul-Rauf (88), 1989-90
Jr.	Marcus Thornton (90), 2007-08
Sr.	Anthony Wilson (95), 1986-87

## 3-POINT FIELD GOAL PERCENTAGE

Fr.	Fess Irvin (.463), 1986-87
So.	Jamie Brandon (.509), 1992-93
Jr.	Landers Nolley (.421), 1994-95
Sr.	Justin Anderson (.489), 1991-92

## FREE THROW ATTEMPTS

Fr.	Ben Simmons (297), 2015-16
So.	Pete Maravich (338), 1967-68
Jr.	Pete Maravich (378), 1968-69
Sr.	Pete Maravich (436), 1969-70

## FREE THROWS MADE

Fr.	Ben Simmons (199), 2015-16
So.	Pete Maravich (274), 1967-68
Jr.	Pete Maravich (282), 1968-69
Sr.	Pete Maravich (337), 1969-70

## FREE THROW PERCENTAGE

Fr.	Jordy Hultberg (.867), 1976-77
So.	Chris Jackson (.909), 1989-90
Jr.	Kenny Drost (.902), 1965-66
Sr.	Derrick Taylor (.880), 1985-86

## REBOUNDS

Fr.	Ben Simmons (368), 2015-16
So.	Al Sanders (474), 1969-70
Jr.	Shaquille O'Neal (421), 1991-92
Sr.	Bob Pettit (432), 1953-54

## REBOUND AVERAGE

Fr.	Ben Simmons (11.8), 2015-16
	Rudy Macklin (11.8), 1976-77
So.	Al Sanders (14.8), 1969-70
Jr.	Al Sanders (14.8), 1970-71
Sr.	Bob Pettit (17.3), 1953-54

## ASSISTS

Fr.	Tremont Waters (198), 2017-18
So.	Tremont Waters (192), 2018-19
Jr.	Kenny Higgs (239), 1976-77
Sr.	Pete Maravich (192), 1969-70

## STEALS

Fr.	Clarence Ceasar (90), 1991-92
So.	Tremont Waters (96), 2018-19
Jr.	Darryl Joe (93), 1986-87
Sr.	Derrick Taylor (86), 1985-86

## POINTS

Fr.	Mahmoud Abdul-Rauf (965), 1988-89
So.	Pete Maravich (1138), 1967-68
Jr.	Pete Maravich (1148), 1968-69
Sr.	Pete Maravich (1381), 1969-70

## SCORING AVERAGE

Fr.	Mahmoud Abdul-Rauf (30.2), 1988-89
So.	Pete Maravich (43.8), 1967-68
Jr.	Pete Maravich (44.2), 1968-69
Sr.	Pete Maravich (44.5), 1969-70

## BLOCKED SHOTS

Fr.	Shaquille O'Neal (115), 1989-90
So.	Shaquille O'Neal (140), 1990-91
Jr.	Shaquille O'Neal (157), 1991-92
Sr.	Chris Johnson (95), 2008-09

## MOST SINGLE GAME PTS (SINCE 1967)

Fr.	Mahmoud Abdul-Rauf (55), Ole Miss, 3-4-89
	Mahmoud Abdul-Rauf (53), Florida, 2-10-88
	Mahmoud Abdul-Rauf (48), vs. Florida, 3-1-89
	Mahmoud Abdul-Rauf (48), LA Tech, 12-6-88
	Ben Simmons (43), vs. N. Florida, 12-2-15
So.	Pete Maravich (59), vs. Alabama, 2-17-68
	Pete Maravich (58), vs. Miss. St., 12-22-67
	Pete Maravich (55), vs. Tulane, 2-21-68
	Pete Maravich (55), vs. Auburn, 1-3-68
Jr.	Pete Maravich (66), vs. Tulane, 2-10-69
	Pete Maravich (58), vs. Georgia, 3-8-69
	Pete Maravich (55), vs. Miss. St., 3-3-69
	Pete Maravich (55), vs. Tulane, 12-14-68
Sr.	Pete Maravich (69), vs. Alabama, 2-7-70
	Pete Maravich (64), vs. Kentucky, 2-21-70
	Pete Maravich (61), vs. Vandy, 12-11-69
	(Note: Bob Pettit in 1953-54 had games of 60 vs. La. College and 57 vs. Georgia.)

-- \*\* Mahmoud Abdul-Rauf played as Chris Jackson at LSU.

# Yearly Leaders

## SCORING LEADERS

YEAR	PLAYER	GMS.	PTS.	AVG.
1945	Clyde Lindsey	24	377	15.7
1946	Joe Bill Adcock	21	391	18.6
1947	Frank Brian	21	340	16.2
1948	Bob Meador	25	244	9.8
1949	Bob Meador	25	306	12.2
1950	Joe Dean	24	315	13.1
1951	Joe Dean	24	362	15.1
1952	Bob Pettit	24	612	25.5
1953	Bob Pettit	21	519	24.7
1954	Bob Pettit	25	785	31.4
1955	Roger Sigler	24	360	15.0
1956	Roger Sigler	20	501	25.1
1957	Roger Sigler	25	459	18.4
1958	Dom Merle	25	308	12.3
1959	Jim Crisco	25	305	12.2
1960	George Nattin	16	217	13.5
1961	George Nattin	25	413	16.5
1962	George Nattin	24	306	12.7
1963	Dick Maile	24	337	14.0
1964	Dick Maile	25	518	20.7
1965	Dick Maile	25	429	17.1
1966	Harry Heroman	26	458	17.6
1967	Kenny Drost	26	430	16.5
1968	Pete Maravich	26	1138	43.8
1969	Pete Maravich	26	1148	44.2
1970	Pete Maravich	31	1381	44.5
1971	Al Sanders	25	523	20.9
1972	Bill Newton	26	492	18.9
1973	Eddie Palubinskas	24	447	18.6
1974	Glenn Hansen	25	485	19.4
1975	Glenn Hansen	25	542	21.7
1976	Kenny Higgs	26	577	22.2
1977	Kenny Higgs	27	479	17.7
1978	Durand Macklin	27	513	19.0
1979	Al Green	29	512	17.7
1980	Durand Macklin	32	563	17.6
1981	Howard Carter	36	576	16.0
1982	Howard Carter	28	467	16.7
1983	Howard Carter	32	564	17.6
1984	Jerry Reynolds	29	411	14.2
1985	Nikita Wilson	29	436	15.0
1986	John Williams	37	658	17.8
1987	Anthony Wilson	38	632	16.6
1988	Ricky Blanton	30	511	17.0
1989	Mahmoud Abdul-Rauf	32	965	30.2
1990	Mahmoud Abdul-Rauf	32	889	27.8
1991	Shaquille O'Neal	28	774	27.6
1992	Shaquille O'Neal	30	722	24.1
1993	Geert Hammink	32	488	15.2
1994	Jamie Brandon	27	445	16.5
1995	Ronnie Henderson	27	630	23.3
1996	Ronnie Henderson	23	502	21.8
1997	Duane Spencer	30	452	15.1
1998	Maurice Carter	27	388	14.4
1999	Maurice Carter	27	466	17.3
2000	Stromile Swift	34	550	16.2
2001	Ronald Dupree	29	503	17.3
2002	Ronald Dupree	34	552	16.2
2003	Ronald Dupree	32	504	15.8
2004	Jaime Lloreda	22	372	16.9
2005	Brandon Bass	30	520	17.3
2006	Glen Davis	36	669	18.6
2007	Glen Davis	29	512	17.7
2008	Marcus Thornton	31	608	19.6
2009	Marcus Thornton	35	739	21.1
2010	Tasmin Mitchell	31	521	16.8
2011	Ralston Turner	27	332	12.3
2012	Justin Hamilton	33	426	12.9
2013	Johnny O'Bryant III	29	393	13.6
2014	Johnny O'Bryant III	34	525	15.4
2015	Jarell Martin	33	558	16.9
2016	Ben Simmons	33	632	19.2
2017	Antonio Blakeney	31	533	17.2
2018	Tremont Waters	33	525	15.9
2019	Tremont Waters	33	506	15.3
2020	Skylar Mays	31	517	16.7

## 3-PT FG LEADERS

YEAR	PLAYER	NO.
1987	Anthony Wilson	95
1988	Darryl Joe	38
1989	Mahmoud Abdul-Rauf	84

1990	Mahmoud Abdul-Rauf	88
1991	Mike Hansen	58
1992	Clarence Ceasar	63
1993	Maurice Williamson	24
1994	Ronnie Henderson	72
1995	Ronnie Henderson	68
1996	Ronnie Henderson	49
1997	Terrance Simmons	21
1998	Maurice Carter	44
1999	Maurice Carter	71
2000	Torris Bright	55
2001	Collis Temple III	53
2002	Torris Bright	76
2003	Torris Bright	62
2004	Darrel Mitchell	67
2005	Darrel Mitchell	67
2006	Darrel Mitchell	82
2007	Terry Martin	52
2008	Marcus Thornton	90
2009	Marcus Thornton	78
2010	Bo Spencer	61
2011	Andre Stringer	57
2012	Ralston Turner	51
2013	Andre Stringer	67
2014	Andre Stringer	74
2015	Keith Hornsby	72
2016	Antonio Blakeney	52
2017	Antonio Blakeney	53
2018	Tremont Waters	72
2019	Tremont Waters	56
2020	Skylar Mays	50

## REBOUND LEADERS

YEAR	PLAYER	GMS.	REB.	AVG.
1952	Bob Pettit	24	328	13.7
1953	Bob Pettit	25	298	11.9
1954	Bob Pettit	25	432	17.3
1955	Ned Clark	24	380	15.8
1956	Roger Sigler	20	276	13.8
1957	Troy Rushing	25	258	10.3
1958	Jim Crisco	25	225	9.0
1959	Jim Crisco	25	192	7.6
1960	Tom Conklin	23	143	6.2
1961	Tom Conklin	25	227	9.0
1962	Maurry Drummond	24	301	12.5
1963	Dick Maile	24	263	10.9
1964	Dick Maile	25	263	10.5
1965	Dick Maile	25	246	9.8
	Bill Wilson	26	246	9.4
1966	Harry Heroman	26	202	7.7
1967	Ralph Jukkola	26	187	7.2
1968	Ralph Jukkola	26	226	8.6
1969	Dave Ramsden	26	281	10.8
1970	Al Sanders	32	474	14.8
1971	Al Sanders	25	369	14.7
1972	Al Sanders	26	325	12.5
1973	Collis Temple	24	160	6.9
1974	Collis Temple	26	273	10.5
1975	Glenn Hansen	26	250	10.0
1976	Ed LeBlanc	26	271	10.4
1977	Durand Macklin	26	306	11.8
1978	Durand Macklin	27	286	10.6
1979	Lionel Green	29	321	11.1
1980	Durand Macklin	32	309	9.7
1981	Durand Macklin	36	351	9.8
1982	Leonard Mitchell	27	206	7.6
1983	Leonard Mitchell	31	282	9.1
1984	Jerry Reynolds	29	239	8.2
1985	Nikita Wilson	29	201	6.9
1986	John Williams	37	313	8.5
1987	Oliver Brown	38	278	7.3
1988	Ricky Blanton	30	265	8.8
1989	Ricky Blanton	32	261	8.2
1990	Shaquille O'Neal	32	285	12.0
1991	Shaquille O'Neal	28	411	14.7
1992	Shaquille O'Neal	30	421	14.0
1993	Geert Hammink	32	325	10.2
1994	Clarence Ceasar	27	169	6.3
1995	Clarence Ceasar	22	153	7.0
1996	Roman Rubchenko	29	201	6.9
1997	Duane Spencer	30	230	7.7
1998	Cedric Carter	27	164	6.1
1999	Jabari Smith	27	262	9.7
2000	Stromile Swift	34	279	8.2

2001	Ronald Dupree	29	256	8.8
2002	Ronald Dupree	34	290	8.5
2003	Jaime Lloreda	30	269	9.0
2004	Jaime Lloreda	22	256	11.6
2005	Brandon Bass	30	272	9.1
2006	Glen Davis	36	350	9.7
2007	Glen Davis	29	303	10.4
2008	Anthony Randolph	31	263	8.5
2009	Chris Johnson	35	253	7.23
2010	Tasmin Mitchell	31	292	9.4
2011	Storm Warren	29	165	5.7
2012	Justin Hamilton	33	238	7.2
2013	Johnny O'Bryant III	29	253	8.7
2014	Johnny O'Bryant III	34	262	7.7
2015	Jordan Mickey	33	308	9.9
2016	Ben Simmons	33	388	11.8
2017	Duop Reath	31	193	6.2
2018	Aaron Epps	32	177	5.5
2019	Naz Reid	34	245	7.2
2020	Trendon Watford	31	224	7.2

## ASSIST LEADERS

YEAR	PLAYER	GMS.	ASST.	AVG.
1968	Pete Maravich	26	105	4.0
1969	Pete Maravich	26	128	4.9
1970	Pete Maravich	31	192	6.1
1971	Tommy Hess	26	130	5.0
1972	Tommy Hess	24	121	5.0
1973	Eddie Palubinskas	24	99	4.1
1974	Eddie Palubinskas	24	97	3.7
1975	Mike Darnall	20	133	6.6
1976	Kenny Higgs	26	173	6.6
1977	Kenny Higgs	27	239	8.8
1978	Ethan Martin	26	118	4.5
1979	Ethan Martin	29	156	5.3
1980	Ethan Martin	32	174	5.4
1981	Ethan Martin	34	190	5.5
1982	Derrick Taylor	28	90	3.2
1983	Johnny Jones	31	124	4.0
1984	John Tudor	29	104	3.5
1985	Jerry Reynolds	29	105	3.6
1986	Derrick Taylor	38	146	3.8
1987	Bernard Woodside	39	115	2.9
1988	Bernard Woodside	30	136	4.5
1989	Ricky Blanton	32	147	4.6
1990	Maurice Williamson	32	118	3.8
1991	T.J. Pugh	30	196	6.5
1992	Jamie Brandon	29	103	3.6
1993	Andre Owens	33	90	2.7
1994	Andre Owens	24	96	4.0
1995	Randy Livingston	16	151	9.4
1996	Gene Nabors	29	95	3.3
1997	Gene Nabors	30	72	2.4
1998	DeJuan Collins	23	79	3.4
1999	Jamaal Wolfe	24	60	2.5
2000	Torris Bright	34	147	4.3
2001	Torris Bright	29	118	4.1
2002	Torris Bright	34	129	3.8
2003	Torris Bright	32	150	4.7
2004	Xavier Whipple	29	88	3.0
2005	Tack Minor	30	137	4.6
2006	Darrel Mitchell	36	160	4.4
2007	Garrett Temple	32	138	4.3
2008	Garrett Temple	31	111	3.6
2009	Garrett Temple	35	134	3.8
2010	Chris Bass	31	97	3.1
2011	Andre Stringer	32	85	2.6
2012	Anthony Hickey	33	125	3.8
2013	Anthony Hickey	29	109	3.7
2014	Anthony Hickey	34	125	3.7
2015	Tim Quarterman	33	133	4.0
2016	Ben Simmons	33	158	4.8
2017	Skylar Mays	31	113	3.6
2018	Tremont Waters	33	198	6.0
2019	Tremont Waters	33	192	5.8
2020	Javonte Smart	31	129	3.2

## BLOCK LEADERS

YEAR	PLAYERS	GMS.	BLKS.	AVG.
1979	Lionel Green	29	61	2.1
1980	Durand Macklin	32	19	0.6
1981	Leonard Mitchell	36	20	0.6
1982	Leonard Mitchell	27	11	0.4
1983	Leonard Mitchell	31	31	1.0

# Yearly Leaders

1984	Leonard Mitchell	24	20	0.8
1985	Nikita Wilson	29	25	0.9
1986	John Williams	37	22	0.6
1987	Jose Vargas	38	44	1.2
1988	Jose Vargas	30	31	1.0
1989	Wayne Sims	32	41	1.3
1990	Shaquille O'Neal	32	115	3.6
1991	Shaquille O'Neal	28	140	5.0
1992	Shaquille O'Neal	30	157	5.2
1993	Geert Hammink	32	30	0.9
1994	Glover Jackson	23	15	0.7
1995	Misha Mutavdzic	26	24	0.9
1996	Roman Rubchenko	29	18	0.6
1997	Bob Hall	23	23	1.0
1998	Cedric Carter	27	16	0.6
1999	Stromile Swift	16	35	2.2
2000	Stromile Swift	34	95	2.8
2001	Ronald Dupree	29	17	0.6
2002	Ronald Dupree	34	22	0.6
2003	Jaime Lloreda	30	61	2.0
2004	Brandon Bass	29	56	1.9
2005	Brandon Bass	30	48	1.6
2006	Tyrus Thomas	32	99	3.1
2007	Garrett Temple	32	34	1.1
2008	Chris Johnson	25	66	2.6
2009	Chris Johnson	35	95	2.7
2010	Storm Warren	31	44	1.4
2011	Malcom White	32	36	1.1
2011	Storm Warren	29	34	1.17
2012	Justin Hamilton	33	43	1.3
2013	Andrew Del Piero	31	34	1.1
2014	Jordan Mickey	34	106	3.1
2015	Jordan Mickey	33	113	3.6
2016	Ben Simmons	33	27	0.8
2017	Duop Reath	31	46	1.5
2018	Duop Reath	33	32	0.9
2019	Kavell Bigby-Williams	35	67	1.9
2020	Emmitt Williams	31	38	1.2

## STEAL LEADERS

YEAR	PLAYER	GMS.	STLS.	AVG.
1979	Ethan Martin	29	64	2.2
1980	Ethan Martin	32	73	2.2
1981	Ethan Martin	34	83	2.4
1982	Derrick Taylor	28	51	1.8
1983	Jerry Reynolds	32	65	2.0
1984	Jerry Reynolds	29	81	2.8
1985	Jerry Reynolds	29	48	1.6
1986	Derrick Taylor	38	84	2.2
1987	Darryl Joe	37	93	2.5
1988	Darryl Joe	30	80	2.7
1989	Mahmoud Abdul-Rauf	32	57	1.7
1990	Maurice Williamson	31	55	1.8
1991	Shawn Griggs	29	81	2.8
1992	Clarence Ceasar	31	90	2.9
1993	Clarence Ceasar	32	74	2.3
1994	Clarence Ceasar	27	80	3.0
1995	Clarence Ceasar	22	66	3.0
1996	Ronnie Henderson	23	40	1.7
1997	Gene Nabors	30	39	1.3
1998	DeJuan Collins	23	34	1.5
1999	Jabari Smith	27	32	1.2
2000	Stromile Swift	34	70	2.1
2001	Torris Bright	29	57	2.0
2002	Jemaine Williams	34	76	2.2
2003	Torris Bright	32	59	1.8
2004	Darrel Mitchell	29	50	1.7
2005	Darrel Mitchell	30	54	1.8
2006	Darrel Mitchell	36	70	1.9
2008	Marcus Thornton	31	43	1.4
2009	Garrett Temple	35	60	1.7
2010	Tasmin Mitchell	31	41	1.3
2011	Storm Warren	29	38	1.3
2012	Anthony Hickey	33	69	2.1
2013	Anthony Hickey	29	85	2.9
2014	Anthony Hickey	34	62	1.8
2015	Tim Quarterman	33	47	1.4
2016	Ben Simmons	33	65	1.9
2017	Skylar Mays	31	40	1.3
2018	Tremont Waters	33	67	2.0
2019	Tremont Waters	33	96	2.9
2020	Skylar Mays	31	55	1.8

## FIELD GOALS MADE

YEAR	PLAYERS	FG.
1952	Bob Pettit	247
1953	Bob Pettit	193
1954	Bob Pettit	281
1955	Roger Sigler	125
1956	Roger Sigler	175
1957	Roger Sigler	174
1958	Dom Merle	129
1959	Jim Crisco	118
1960	Dick Davies	91
1961	George Nattin	165
1962	George Nattin	122
1963	George Nattin	125
1964	Dick Maile	214
1965	Dick Maile	168
1966	Harry Heroman	166
1967	Kenny Drost	168
1968	Pete Maravich	432
1969	Pete Maravich	433
1970	Pete Maravich	522
1971	Al Sanders	209
1972	Bill Newton	210
1973	Ed Palubinskas	155
1974	Glenn Hansen	202
1975	Glenn Hansen	225
1976	Kenny Higgs	216
1977	Durand Macklin	161
1978	Durand Macklin	217
1979	DeWayne Scales	227
1980	Durand Macklin	232
1981	Howard Carter	233
1982	Howard Carter	199
1983	Howard Carter	234
1984	Jerry Reynolds	162
1985	Nikita Wilson	183
1986	John Williams	269
1987	Anthony Wilson	233
1988	Ricky Blanton	196
1989	Mahmoud Abdul-Rauf	359
1990	Mahmoud Abdul-Rauf	305
1991	Shaquille O'Neal	312
1992	Shaquille O'Neal	294
1993	Geert Hammink	190
1994	Clarence Ceasar	152
1995	Ronnie Henderson	219
1996	Ronnie Henderson	183
1997	Duane Spencer	157
1998	Maurice Carter	131
1999	Maurice Carter	159
2000	Stromile Swift	202
2001	Ronald Dupree	183
2002	Ronald Dupree	220
2003	Ronald Dupree	199
2004	Jaime Lloreda	140
2005	Brandon Bass	181
2006	Glen Davis	250
2007	Glen Davis	178
2008	Marcus Thornton	212
2009	Marcus Thornton	256
2010	Tasmin Mitchell	196
2011	Ralston Turner	110
2012	Justin Hamilton	158
2013	Johnny O'Bryant III	153
2014	Johnny O'Bryant III	203
2015	Jarell Martin	202
2016	Ben Simmons	216
2017	Antonio Blakeney	194
2018	Tremont Waters	168
2019	Tremont Waters	172
2020	Skylar Mays	169

## FREE THROWS MADE

YEAR	PLAYERS	FT.
1952	Bob Pettit	118
1953	Bob Pettit	133
1954	Bob Pettit	223
1955	Roger Sigler	110
1956	Roger Sigler	151
1957	Roger Sigler	111
1958	Jim Crisco	120
1959	Carey Guglielmo	74

1960	Dick Davies	66
	Joe Clune	66
1961	Ellis Cooper	98
1962	George Nattin	62
1963	Ellis Cooper	93
1964	Sam Chase	122
1965	Harry Heroman	138
1966	Harry Heroman	132
1967	Kenny Drost	94
1968	Pete Maravich	274
1969	Pete Maravich	282
1970	Pete Maravich	337
1971	Al Sanders	105
1972	Al Sanders	135
1973	Ed Palubinskas	155
1974	Ed Palubinskas	121
1975	Kenny Higgs	102
1976	Kenny Higgs	145
1977	Kenny Higgs	163
1978	Kenny Higgs	112
1979	Al Green	136
1980	Ethan Martin	108
1981	Ethan Martin	129
1982	Derrick Taylor	113
1983	Howard Carter	96
1984	Derrick Taylor	104
1985	Nikita Wilson	70
1986	John Williams	120
1987	Nikita Wilson	105
1988	Ricky Blanton	113
1989	Mahmoud Abdul-Rauf	163
1990	Mahmoud Abdul-Rauf	191
1991	Shaquille O'Neal	150
1992	Shaquille O'Neal	134
1993	Geert Hammink	108
1994	Jamie Brandon	117
1995	Ronnie Henderson	124
1996	Ronnie Henderson	87
1997	Duane Spencer	116
1998	Willie Anderson	84
1999	Jabari Smith	100
2000	Stromile Swift	127
2001	Ronald Dupree	116
2002	Ronald Dupree	81
2003	Ronald Dupree	93
2004	Brandon Bass	123
2005	Brandon Bass	146
2006	Glen Davis	163
2007	Glen Davis	139
2008	Anthony Randolph	115
2009	Marcus Thornton	149
2010	Bo Spencer	99
2011	Andre Stringer	98
2012	Justin Hamilton	107
2013	Johnny O'Bryant III	84
2014	Johnny O'Bryant III	118
2015	Jarell Martin	140
2016	Ben Simmons	199
2017	Antonio Blakeney	92
2018	Tremont Waters	117
2019	Skylar Mays	129
2020	Skylar Mays	129

## MINUTES PLAYED

YEAR	PLAYERS	MIN.
1984	John Tudor	919
1985	John Williams	935
1986	Derrick Taylor	1342
1987	Anthony Wilson	1338
1988	Ricky Blanton	1122
1989	Ricky Blanton	1231
1990	Mahmoud Abdul-Rauf	1202
1991	T.J. Pugh	945
1992	Vernel Singleton	998
1993	Geert Hammink	970
1994	Jamie Brandon	873
1995	Ronnie Henderson	977
1996	Roman Rubchenko	740
1997	Duane Spencer	992
1998	Willie Anderson	903
1999	Maurice Carter	950
2000	Torris Bright	1137



# Yearly Leaders

2001	Ronald Dupree	1012
2002	Ronald Dupree	1202
2003	Ronald Dupree	1063
2004	Brandon Bass	1013
2005	Antonio Hudson	1086
2006	Darrel Mitchell	1322
2007	Garrett Temple	1099
2008	Garrett Temple	1066
2009	Tasmin Mitchell	1137
2010	Tasmin Mitchell	1157
2011	Andre Stringer	981
2012	Anthony Hickey	1030
2013	Anthony Hickey	957
2014	Jordan Mickey	1116
2015	Keith Hornsby	1172
2016	Ben Simmons	1151
2017	Antonio Blakeney	1019
2018	Tremont Waters	1089
2019	Skylar Mays	1159
2020	Skylar Mays	1069

## FIELD GOAL PCT (MIN. 100 ATTEMPTS)

YEAR	NAME	FG	FGA	PCT
1948-49	Gene Murphy, F	67	161	.416
1949-50	N/A			
1950-51	N/A			
1951-52	Bob Pettit, C	247	563	.439
1952-53	N/A			
1953-54	Bob Pettit, C	281	573	.490
1954-55	Roger Sigler, F	125	340	.368
1955-56	Roger Sigler, F	175	440	.398
1956-57	Troy Rushing, F	143	358	.399
1957-58	Joe Combs, C	96	257	.374
1958-59	Phil Raisor, G	48	115	.417
1959-60	Carey Guglielmo, F	41	100	.410
1960-61	George Nattin, G	165	395	.418
1961-62	Mauzy Drummond, C	113	271	.416
1962-63	Mauzy Drummond, C	98	226	.438
1963-64	Bill Wilson, C	108	230	.469
1964-65	Bill Wilson, C	114	248	.454
1965-66	Tommy Thigpen, C	117	236	.491
1966-67	Tommy Thigpen, C	118	251	.470
1967-68	Ralph Jukkola, F	125	196	.637
1968-69	Dave Ramsden, C	112	166	.675
1969-70	Bill Newton, F	143	242	.591
1970-71	Al Sanders, C	209	355	.588
1971-72	Al Sanders, C	171	287	.596
1972-73	Collis Temple Jr., C	85	150	.567
1973-74	Collis Temple Jr., C	169	292	.579
1974-75	Floyd Bailey, C	82	151	.543
1975-76	Floyd Bailey, C	127	224	.567
1976-77	Durand Macklin, F	161	310	.519
1977-78	Durand Macklin, F	217	349	.620
1978-79	Al Green, G	188	392	.622
1979-80	Durand Macklin, F	232	383	.606
1980-81	Durand Macklin, F	223	357	.625
1981-82	Leonard Mitchell, F	160	293	.546
1982-83	Leonard Mitchell, F	186	346	.538
1983-84	Nikita Wilson, F	70	130	.538
1984-85	Nikita Wilson, F	183	313	.585
1985-86	Ricky Blantocn, G/F	94	159	.591
1986-87	Jose Vargas, C	120	231	.519
1987-88	Wayne Sims, F	122	235	.519
1988-89	Vernel Singleton, F	121	212	.571
1989-90	Vernel Singleton, F	98	166	.590
1990-91	Shaquille O'Neal, C	312	497	.628
1991-92	Shaquille O'Neal, C	294	478	.615
1992-93	Geert Hammink, C	190	382	.497
1993-94	Lenear Burns, F	92	170	.541
1994-95	Misha Mutavdzic, C	75	141	.532
1995-96	Misha Mutavdzic, C	81	153	.529
1996-97	Duane Spencer, F	158	324	.488
1997-98	Cedric Carter, F	86	153	.562
1998-99	Jabari Smith, C	115	227	.507
1999-00	Stromile Swift, G	208	342	.608
2000-01	Jermaine Williams, F	76	153	.497
2001-02	Brad Bridgewater, F	104	190	.547
2002-03	Jaime Lloreda, F	144	256	.563
2003-04	Jaime Lloreda, F	140	241	.581
2004-05	Brandon Bass, F	181	319	.567
2005-06	Tyrus Thomas, F	152	250	.608
2006-07	Darnell Lazare, F	90	162	.556
2007-08	Anthony Randolph, F	102	225	.453

2008-09	Quintin Thornton, F	33	63	.532
2009-10	Storm Warren, F	141	263	.536
2010-11	Storm Warren, F	103	208	.495
2011-12	Justin Hamilton, C	158	320	.494
2012-13	Johnny O'Bryant III, F	153	319	.480
2013-14	Jordan Mickey, F	171	321	.533
2014-15	Jarell Martin, F	202	397	.509
2015-16	Ben Simmons, F	216	386	.560
2016-17	Duop Reath, F	157	308	.510
2017-18	Duop Reath, F	167	307	.544
2018-19	K. Bigby-Williams, F	111	180	.617
2019-20	Emmitt Williams, F	145	259	.560

## FREE THROW PCT (MIN. 30 ATTEMPTS)

YEAR	NAME	FT	FTA	PCT
1947-48	Bob Yates, G	28	42	.667
1948-49	Dick Thompson, G	57	81	.704
1949-50	Bob Boggess, G	72	93	.774
1950-51	Bob Boggess, G	32	44	.727
1951-52	Joe Dean, G	99	139	.712
1952-53	Don Sebastian, G	23	30	.767
1953-54	Benny McArdle, G	44	53	.830
1954-55	Roger Sigler, F	110	143	.769
1955-56	Don Sebastian, G	67	84	.798
1956-57	Don Merle, G	87	116	.750
1957-58	Carey Guglielmo, G	54	72	.750
1958-59	Dick Davies, G	62	82	.756
1959-60	Dick Davies, G	66	82	.805
1960-61	George Nattin, G	86	108	.796
1961-62	George Nattin, G	62	79	.784
1962-63	Howard Keene, F	66	83	.795
1963-64	Sam Chase, G	122	148	.824
1964-65	Dick Maile, F	93	115	.808
1965-66	Kenny Drost, G	74	82	.902
1966-67	Kenny Drost, G	94	114	.825
1967-68	Pete Maravich, G	274	338	.810
1968-69	Pete Maravich, G	282	378	.746
1969-70	Danny Hester, F	114	138	.826
1970-71	Jeff Taylor, G	27	33	.818
1972-73	Eddie Palubinskas, G	137	153	.895
1973-74	Eddie Palubinskas, G	121	142	.852
1974-75	Kenny Higgs, G	102	131	.779
1975-76	Kenny Higgs, G	145	191	.759
1976-77	Jordy Hultberg, G	52	60	.867
1977-78	Ethan Martin, G	66	84	.790
1978-79	Al Green, G	136	180	.756
1979-80	Willie Sims, G	67	85	.788
1980-81	Howard Carter, G/F	110	137	.803
1981-82	Derrick Taylor, G	113	153	.739
1982-83	Howard Carter, G/F	96	114	.842
1983-84	Don Redden, G/F	93	112	.830
1984-85	Don Redden, G/F	62	71	.873
1985-86	Derrick Taylor, G	81	92	.880
	Anthony Wilson, G	44	50	.880
1986-87	Anthony Wilson, G	71	87	.816
1987-88	Fess Irvin, G	36	42	.857
1988-89	Mahmoud Abdul-Rauf, G	163	200	.815
1989-90	Mahmoud Abdul-Rauf, G	191	210	.910
1990-91	Mike Hansen, G	36	42	.857
1991-92	Harold Boudreaux, F	29	37	.784
1992-93	Geert Hammink, C	108	148	.730
1993-94	Jamie Brandon, G/F	117	162	.722
1994-95	Landers Nolley, G/F	40	53	.755
1995-96	Randy Livingston, G	30	38	.790
1996-97	Maurice Carter, G	52	69	.754
1997-98	Maurice Carter, G	82	111	.739
1998-99	Jermaine Williams, F	25	32	.781
1999-00	Jermaine Williams, F	43	56	.768
2000-01	Collis Temple III, G	88	120	.733
2001-02	Jermaine Williams, F	70	82	.854
2002-03	Collis Temple III, G	55	71	.775
2003-04	Brandon Bass, F	123	157	.783
2004-05	Darrel Mitchell, G	77	91	.846
2005-06	Darrel Mitchell, G	122	161	.758
2006-07	Tasmin Mitchell, F	78	109	.750
2007-08	Garrett Temple, G	29	36	.806
2008-09	Bo Spencer, G	68	81	.840
2009-10	Eddie Ludwig, F	26	30	.867
2010-11	Andre Stringer, G	98	127	.772
2011-12	Andre Stringer, G	60	73	.822
2012-13	Andre Stringer, G	42	57	.737
2013-14	Andre Stringer, G	81	100	.810
2014-15	Keith Hornsby, G	89	124	.784

2015-16	Keith Hornsby, G	45	55	.818
2016-17	Skylar Mays, G	69	85	.814
2017-18	Skylar Mays, G	77	92	.837
2018-19	Skylar Mays, G	129	150	.860
2019-20	Skylar Mays, G	129	151	.854

## THREE-POINT FIELD GOALS PER GAME

1986-87	Anthony Wilson, G	2.5
1987-88	Darryl Joe, G	1.3
1988-89	Mahmoud Abdul-Rauf, G	2.6
1989-90	Mahmoud Abdul-Rauf, G	2.8
1990-91	Mike Hansen, G	2.2
1991-92	Clarence Ceasar, F	2.0
1992-93	Mike Hansen, G	1.4
1993-94	Ronnie Henderson, G	2.7
1994-95	Ronnie Henderson, G	2.5
1995-96	Ronnie Henderson, G	2.1
1996-97	Terrance Simmons, G	0.7
1997-98	Maurice Carter, G	1.6
1998-99	Maurice Carter, G	2.6
1999-00	Torris Bright, G	1.6
2000-01	Collis Temple III, G	1.8
2001-02	Torris Bright, G	2.2
2002-03	Torris Bright, G	1.9
2003-04	Darrel Mitchell, G	2.3
2004-05	Darrel Mitchell, G	2.2
2005-06	Darrel Mitchell, G	2.3
2006-07	Terry Martin, G	2.2
2007-08	Marcus Thornton, G	3.5
2008-09	Marcus Thornton, G	2.3
2009-10	Bo Spencer, G	2.0
2010-11	Andre Stringer, G	1.8
2011-12	Ralston Turner, G	1.5
2012-13	Andre Stringer, G	2.2
2013-14	Andre Stringer, G	2.2
2014-15	Keith Hornsby, G	2.2
2015-16	Keith Hornsby, G	1.9
2016-17	Antonio Blakeney, G	1.7
2017-18	Tremont Waters, G	2.2
2018-19	Tremont Waters, G	1.7
2019-20	Skylar Mays, G	1.6


## 3-POINT FG ACCURACY (MIN. 30 ATTEMPTS)

1986-87	Fess Irvin, G	.463
1987-88	Darryl Joe, G	.365
1988-89	Russell Grant, G	.487
1989-90	Maurice Williamson, G	.381
1990-91	Mike Hansen, G	.377
1991-92	Justin Anderson, F	.489
1992-93	Jamie Brandon, G	.509
1993-94	Andre Owens, G	.365
1994-95	Landers Nolley, G/F	.421
1995-96	Roman Rubchenko, F	.354
1996-97	Duane Spencer, F	.488
1997-98	DeJuan Collins, G	.359
1998-99	Brian Beshara, F	.431
1999-00	Torris Bright, G	.399
2000-01	Lamont Roland, G	.406
2001-02	Torris Bright, G	.394
2002-03	Darrel Mitchell, G	.424
2003-04	Darrel Mitchell, G	.419
2004-05	Antonio Hudson, G	.395
2005-06	Darrel Mitchell, G	.394
2006-07	Terry Martin, G	.388
2007-08	Marcus Thornton, G	.421
2008-09	Bo Spencer, G	.403
2009-10	Zach Kinsley, G/F	.395
2010-11	Aaron Dotson, G	.375
2011-12	Ralston Turner, G	.372
2012-13	Andre Stringer, G	.409
2013-14	Andre Stringer, G	.402
2014-15	Keith Hornsby, G	.393
2015-16	Keith Hornsby, G	.415
2016-17	Aaron Epps, F	.438
2017-18	Duop Reath, F	.422
2018-19	Darius Days, F	.382
2019-20	Charles Manning, Jr., G	.406

# 1,000 Point Club



1. Pete Maravich




2. Durand Macklin



3. Tasmin Mitchell



4. Howard Carter



5. Shaquille O'Neal

## 1. Pete Maravich

3,667 • 1967-70

YEAR	G	FGM	FTM	TP	AVG.
67-68	26	432	274	1138	43.8
68-69	26	433	282	1148	44.2
69-70	31	522	337	1381	44.5
<b>Totals</b>	<b>83</b>	<b>1387</b>	<b>893</b>	<b>3667</b>	<b>44.2</b>

## 2. Durand Macklin

2,080 • 1976-81

YEAR	G	FGM	FTM	TP	AVG.
76-77	26	161	63	385	14.8
77-78	27	217	79	513	19.0
78-79*	2	19	8	46	23.0
79-80	32	232	99	563	17.6
80-81	36	223	127	573	15.9
<b>Totals</b>	<b>123</b>	<b>852</b>	<b>376</b>	<b>2080</b>	<b>16.9</b>

\*Redshirted after knee injury

## 3. Tasmin Mitchell

1,989 • 2005-10

YEAR	G	FGM	3FGM	FTM	TP	AVG.
05-06	36	162	38	60	412	11.4
06-07	32	173	41	78	465	14.5
07-08*	3	7	0	8	22	7.3
08-09	35	224	10	111	569	16.3
09-10	31	196	32	97	521	16.8
<b>Totals</b>	<b>137</b>	<b>762</b>	<b>121</b>	<b>354</b>	<b>1989</b>	<b>14.5</b>

\*Redshirted after knee injury

## 4. Howard Carter

1,942 • 1979-83

YEAR	G	FGM	FTM	TP	AVG.
79-80	32	140	55	335	10.5
80-81	36	233	110	576	16.0
81-82	28	199	69	467	16.7
82-83	32	234	96	564	17.6
<b>Totals</b>	<b>128</b>	<b>806</b>	<b>330</b>	<b>1942</b>	<b>15.2</b>

## 5. Shaquille O'Neal

1,941 • 1989-92

YEAR	G	FGM	FTM	TP	AVG.
89-90	32	180	85	445	13.9
90-91	28	312	150	774	27.6
91-92	30	294	134	722	24.1
<b>Totals</b>	<b>90</b>	<b>786</b>	<b>369</b>	<b>1941</b>	<b>21.6</b>

## 6. Bob Pettit

1,916 • 1951-54

YEAR	G	FGM	FTM	TP	AVG.
51-52	24	247	118	612	25.5
52-53	21	193	133	519	24.7
53-54	25	281	223	785	31.4
<b>Totals</b>	<b>70</b>	<b>721</b>	<b>474</b>	<b>1916</b>	<b>27.4</b>

## 7. Kenny Higgs

1,896 • 1974-78

YEAR	G	FGM	FTM	TP	AVG.
74-75	26	184	102	470	18.1
75-76	26	216	145	577	22.2

76-77	27	158	163	479	17.7
77-78	27	129	112	370	13.7
<b>Totals</b>	<b>106</b>	<b>687</b>	<b>522</b>	<b>1896</b>	<b>17.9</b>

## 8. Mahmoud Abdul-Rauf

1,854 • 1988-90

YEAR	G	FGM	3FGM	FTM	TP	AVG.
88-89	32	359	84	163	965	30.2
89-90	32	305	88	191	889	27.8
<b>Totals</b>	<b>64</b>	<b>664</b>	<b>172</b>	<b>354</b>	<b>1854</b>	<b>29.0</b>

## 9. Ronald Dupree

1,726 • 1999-03

YEAR	G	FGM	3FGM	FTM	TP	AVG.
99-00	34	63	2	39	167	4.9
00-01	29	183	21	116	503	17.3
01-02	34	220	31	81	552	16.2
02-03	32	199	13	93	504	15.8
<b>Totals</b>	<b>129</b>	<b>65</b>	<b>67</b>	<b>329</b>	<b>1726</b>	<b>13.4</b>

## 10. Skylar Mays

1,617 • 2016-2020

YEAR	G	FGM	3FGM	FTM	TP	AVG.
16-17	31	83	21	69	256	8.3
17-18	33	125	47	77	374	11.3
18-19	35	143	55	129	470	13.4
19-20	31	169	50	129	517	16.7
<b>Totals</b>	<b>130</b>	<b>520</b>	<b>173</b>	<b>404</b>	<b>1617</b>	<b>12.4</b>

## 11. Derrick Taylor

1,590 • 1981-82, 1983-86

YEAR	G	FGM	FTM	TP	AVG.
81-82	28	151	113	415	14.8
83-84	29	142	104	388	13.4
84-85	29	108	48	264	9.1
85-86	38	221	81	523	13.8
<b>Totals</b>	<b>124</b>	<b>622</b>	<b>346</b>	<b>1590</b>	<b>12.8</b>

## 12. Glen Davis

1,587 • 2004-2007

YEAR	G	FGM	3FGM	FTM	TP	AVG.
04-05	30	138	3	127	406	13.5
05-06	36	250	6	163	669	18.6
06-07	29	178	17	139	512	17.7
<b>Totals</b>	<b>95</b>	<b>566</b>	<b>26</b>	<b>429</b>	<b>1587</b>	<b>16.7</b>

## 13. Darrel Mitchell

1,569 • 2002-06

YEAR	G	FGM	3FGM	FTM	TP	AVG.
02-03	32	71	42	41	225	7.0
03-04	29	115	67	49	346	11.9
04-05	30	125	67	77	394	13.1
05-06	36	200	82	122	604	16.8
<b>Totals</b>	<b>127</b>	<b>511</b>	<b>258</b>	<b>289</b>	<b>1569</b>	<b>12.4</b>

## 14. Ronnie Henderson

1,561 • 1993-96

YEAR	G	FGM	3FGM	FTM	TP	AVG.
93-94	27	144	72	69	429	15.9
94-95	27	219	68	124	630	23.3
95-96	23	183	49	87	502	21.8
<b>Totals</b>	<b>77</b>	<b>546</b>	<b>189</b>	<b>280</b>	<b>1561</b>	<b>20.3</b>

## 15. Vernel Singleton

1,513 • 1988-92

YEAR	G	FGM	3FGM	FTM	TP	AVG.
88-89	32	121	0	103	345	10.8
89-90	32	98	0	73	269	8.4
90-91	30	159	0	137	455	15.2
91-92	31	162	1	119	444	14.3
<b>Totals</b>	<b>125</b>	<b>540</b>	<b>1</b>	<b>432</b>	<b>1513</b>	<b>12.1</b>

## 16. Leonard Mitchell

1,508 • 1980-84

YEAR	G	FGM	FTM	TP	AVG.
80-81	36	170	50	390	10.8
81-82	27	160	57	377	14.0
82-83	31	186	83	455	14.7
83-84	24	114	58	286	11.9
<b>Totals</b>	<b>118</b>	<b>630</b>	<b>248</b>	<b>1508</b>	<b>12.8</b>

## 17. Ricky Blanton

1,501 • 1984-86, 1987-89

YEAR	G	FGM	3FGM	FTM	TP	AVG.
84-85	29	41		20	102	3.5
85-86	38	94		52	240	6.3
87-88	30	196	6	113	511	17.0
88-89	32	250	40	108	648	20.3
<b>Totals</b>	<b>129</b>	<b>581</b>	<b>46</b>	<b>293</b>	<b>1501</b>	<b>11.6</b>

## 18. Torris Bright

1,463 • 1999-03

YEAR	G	FGM	3FGM	FTM	TP	AVG.
99-00	34	112	55	60	339	10.0
00-01	29	104	44	62	314	10.8
01-02	34	150	76	78	454	13.4
02-03	32	119	62	56	356	11.1
<b>Totals</b>	<b>129</b>	<b>485</b>	<b>237</b>	<b>256</b>	<b>1463</b>	<b>11.3</b>

## 19. Nikita Wilson

1,384 • 1983-87

YEAR	G	FGM	FTM	TP	AVG.
83-84	28	70	27	167	6.0
84-85	29	183	70	436	15.0
85-86	18	90	56	236	13.1
86-87	35	220	105	545	15.6
<b>Totals</b>	<b>110</b>	<b>563</b>	<b>258</b>	<b>1384</b>	<b>12.6</b>

## 20. Al Sanders

1,383 • 1969-72


YEAR	G	FGM	FTM	TP	AVG.
69-70	32	145	93	383	12.0
70-71	25	209	105	523	20.9
71-72	26	171	135	477	18.3
<b>Totals</b>	<b>83</b>	<b>525</b>	<b>333</b>	<b>1383</b>	<b>16.7</b>

## 21. Andre Stringer

1,365 • 2010-14

YEAR	G	FGM	3FGM	FTM	TP	AVG.
10-11	32	101	57	98	357	11.2
11-12	28	90	44	60	284	10.1
12-13	31	107	67	42	323	10.4
13-14	34	123	74	81	401	11.8
<b>Totals</b>	<b>125</b>	<b>525</b>	<b>333</b>	<b>13</b>	<b>1365</b>	<b>10.9</b>

# 1,000 Point Club



6. Bob Pettit



7. Kenny Higgs



8. Mahmoud Abdul-Rauf



9. Ronald Dupree



10. Skylar Mays

## 22. Dewayne Scales

1,357 • 1977-80

YEAR	G	FGM	FTM	TP	AVG.
77-78	26	153	27	333	12.8
78-79	26	227	50	503	19.4
79-80	32	230	61	521	16.3
<b>Totals</b>	<b>84</b>	<b>610</b>	<b>138</b>	<b>1357</b>	<b>16.2</b>

## 23. Marcus Thornton

1,347 • 2007-09

YEAR	G	FGM	3FG	FTM	TP	AVG.
07-08	31	212	90	94	608	19.6
08-09	35	256	78	149	739	21.1
<b>Totals</b>	<b>66</b>	<b>468</b>	<b>168</b>	<b>243</b>	<b>1347</b>	<b>20.4</b>

## 24. Clarence Ceasar

1,343 • 1991-95

YEAR	G	FGM	3FG	FTM	TP	AVG.
91-92	31	130	63	32	355	11.5
92-93	32	126	38	25	315	9.8
93-94	27	152	47	44	395	14.6
94-95	22	111	27	29	278	12.6
<b>Totals</b>	<b>112</b>	<b>519</b>	<b>175</b>	<b>130</b>	<b>1343</b>	<b>12.0</b>

## 25. Bill Newton

1,339 • 1969-72

YEAR	G	FGM	FTM	TP	AVG.
69-70	32	143	71	357	11.2
70-71	26	205	80	490	18.8
71-72	26	210	72	492	18.9
<b>Totals</b>	<b>84</b>	<b>558</b>	<b>223</b>	<b>1339</b>	<b>15.9</b>

## 26. Roger Sigler

1,318 • 1953-57

YEAR	G	FGM	FTM	TP	AVG.
53-54	8	6	6	18	2.2
54-55	24	125	110	360	15.0
55-56	20	175	151	501	25.1
56-57	25	174	111	459	18.4
<b>Totals</b>	<b>77</b>	<b>480</b>	<b>378</b>	<b>1338</b>	<b>17.4</b>

## 27. Maurice Carter

1,299 • 1995-99

YEAR	G	FGM	3FGM	FTM	TP	AVG.
95-96	26	62	27	21	172	6.6
96-97	28	103	15	52	273	9.8
97-98	27	131	44	82	388	14.4
98-99	27	159	71	79	468	17.3
<b>TOTALS</b>	<b>108</b>	<b>455</b>	<b>157</b>	<b>232</b>	<b>1299</b>	<b>12.0</b>

## 28. Dick Maile

1,284 • 1962-65

YEAR	G	FGM	FTM	TP	AVG.
62-63	24	125	87	337	14.0
63-64	25	214	90	518	20.7
64-65	25	168	93	429	17.1
<b>Totals</b>	<b>74</b>	<b>507</b>	<b>270</b>	<b>1284</b>	<b>17.4</b>

## 29. Ethan Martin

1,276 • 1977-81

YEAR	G	FGM	FTM	TP	AVG.
77-78	26	79	66	224	8.6
78-79	29	97	87	281	9.7
79-80	32	136	108	380	11.9
80-81	34	131	129	391	11.5
<b>Totals</b>	<b>121</b>	<b>443</b>	<b>390</b>	<b>1276</b>	<b>10.5</b>

## 30. Antonio Hudson

1,269 • 2001-05

Year	G	FGM	3FG	FTM	TP	AVG.
01-02	34	124	43	60	351	10.3
02-03	32	86	27	40	239	7.5
03-04	28	95	40	56	286	10.2
04-05	30	138	64	53	393	13.1
<b>Totals</b>	<b>124</b>	<b>443</b>	<b>174</b>	<b>209</b>	<b>1269</b>	<b>10.2</b>

## 31. Collis Temple III

1,173 • 1999-03

YEAR	G	FGM	3FG	FTM	TP	AVG.
99-00	33	37	22	35	131	4.0
00-01	29	137	53	88	415	14.3
01-02	21	92	39	58	281	13.4
02-03	32	117	57	55	346	10.8
<b>Totals</b>	<b>115</b>	<b>383</b>	<b>171</b>	<b>236</b>	<b>1173</b>	<b>10.2</b>

## 32. Johnny O'Bryant III

1,157 • 2011-14

YEAR	G	FGM	3FG	FTM	TP	AVG.
11-12	28	91	2	55	239	8.5
12-13	29	153	3	84	393	13.6
13-14	34	203	1	118	525	15.4
<b>Totals</b>	<b>91</b>	<b>447</b>	<b>6</b>	<b>257</b>	<b>1157</b>	<b>12.7</b>

## 33. Bob Meador

1,146 • 1947-51

YEAR	G	FGM	FTM	TP	AVG.
47-48	25	94	56	244	9.8
48-49	25	124	58	306	12.2
49-50	25	126	46	298	11.9
50-51	24	128	42	298	12.4
<b>Totals</b>	<b>99</b>	<b>472</b>	<b>202</b>	<b>1146</b>	<b>11.6</b>

## 34. Don Redden

1,119 • 1982-86

YEAR	G	FGM	FTM	TP	AVG.
82-83	8	19	19	57	7.1
83-84	28	97	93	287	10.3
84-85	29	110	62	282	9.7
85-86	38	197	99	493	13.0
<b>Totals</b>	<b>103</b>	<b>423</b>	<b>273</b>	<b>1119</b>	<b>10.9</b>

## 35. Joe Dean

1,116 • 1949-52

YEAR	G	FGM	FTM	TP	AVG.
49-50	24	126	63	315	13.1
50-51	24	154	54	362	15.1
51-52	24	170	99	439	18.3
<b>Totals</b>	<b>72</b>	<b>450</b>	<b>216</b>	<b>1116</b>	<b>14.7</b>

## 36. Wayne Sims

1,107 • 1987-91

YEAR	G	FGM	3FGM	FTM	TP	AVG.
87-88	30	122	0	45	289	9.6
88-89	32	183	1	57	424	13.3
89-90	32	108	2	31	249	7.8
90-91	23	59	4	23	145	6.3
<b>Totals</b>	<b>117</b>	<b>472</b>	<b>7</b>	<b>156</b>	<b>1107</b>	<b>9.5</b>

## 37. Anthony Wilson

1,089 • 1983-87

YEAR	G	FGM	3FG	FTM	TP	AVG.
83-84	24	29		5	63	2.6
84-85	19	11		6	28	1.5
85-86	38	161		44	366	9.6
86-87	38	233	95	71	632	16.6
<b>Totals</b>	<b>119</b>	<b>434</b>	<b>95</b>	<b>126</b>	<b>1089</b>	<b>9.2</b>

## 38. Jerry Reynolds

1,069 • 1982-85

YEAR	G	FGM	FTM	TP	AVG.
82-83	32	126	88	340	10.6
83-84	29	162	85	409	14.2
84-85	29	128	64	320	11.0
<b>Totals</b>	<b>90</b>	<b>416</b>	<b>237</b>	<b>1069</b>	<b>11.9</b>

## 39. Jordy Hultberg

1,067 • 1976-80

YEAR	G	FGM	FTM	TP	AVG.
76-77	27	147	52	346	12.8
77-78	27	115	32	262	9.7
78-79	29	119	41	279	9.6
79-80	31	77	26	180	5.8
<b>Totals</b>	<b>114</b>	<b>458</b>	<b>151</b>	<b>1067</b>	<b>9.3</b>

## 40. John Williams

1,046 • 1984-86

YEAR	G	FGM	FTM	TP	AVG.
84-85	29	163	62	388	13.4
85-86	37	269	120	658	17.8
<b>Totals</b>	<b>66</b>	<b>432</b>	<b>182</b>	<b>1046</b>	<b>15.8</b>

## 41. Tremont Waters

1,029 • 2017-19

YEAR	G	FGM	3FGM	FTM	TP	AVG.
17-18	33	168	72	117	525	15.9
18-19	33	172	56	104	504	15.3
<b>Totals</b>	<b>66</b>	<b>340</b>	<b>128</b>	<b>221</b>	<b>1029</b>	<b>15.6</b>

## 42. Glenn Hansen

1,027 • 1973-75

YEAR	G	FGM	FTM	TP	AVG.
73-74	25	202	82	485	19.4
74-75	25	225	92	542	21.7
<b>Totals</b>	<b>50</b>	<b>427</b>	<b>173</b>	<b>1027</b>	<b>20.5</b>

\*\* -- Mahmoud Abdul-Rauf played as Chris Jaskson at LSU

# 500 Rebound Club

## 1. Rudy Macklin - 1,276

YEAR	G	TOTAL	AVG
1976-77	26	306	11.8
1977-78	27	286	10.6
1978-79	2	24	12.0
1979-80	32	309	9.7
1980-81	46	351	9.8
<b>Totals</b>	<b>123</b>	<b>1276</b>	<b>10.4</b>

## 2. Shaquille O'Neal - 1,217

YEAR	G	TOTAL	AVG
1989-90	32	385	12.0
1990-91	28	411	14.7
1991-92	30	421	14.0
<b>Totals</b>	<b>90</b>	<b>1217</b>	<b>13.5</b>

## 3. Al Sanders - 1,168

YEAR	G	TOTAL	AVG
1969-70	32	474	14.8
1970-71	25	369	14.7
1971-72	26	325	12.5
<b>Totals</b>	<b>83</b>	<b>1168</b>	<b>14.1</b>

## 4. Bob Pettit - 1,010

YEAR	G	TOTAL	AVG
1951-52	24	315	13.1
1952-53	21	263	12.5
1953-54	25	432	17.3
<b>Totals</b>	<b>70</b>	<b>1010</b>	<b>14.4</b>

## 5. Ned Clark - 988

YEAR	G	TOTAL	AVG
1951-52	24	118	4.9
1952-53	27	272	10.1
1953-54	25	218	8.7
1954-55	24	380	15.8
<b>Totals</b>	<b>100</b>	<b>988</b>	<b>10.1</b>

## 6. Tasmin Mitchell - 950

YEAR	G	TOTAL	AVG
2005-06	36	201	5.6
2006-07	32	129	4.0
2007-08	3	17	5.7
2008-09	35	251	7.2
2009-10	31	292	9.4
<b>Totals</b>	<b>137</b>	<b>950</b>	<b>6.9</b>

## 7. Leonard Mitchell - 922

YEAR	G	TOTAL	AVG
1980-81	36	258	7.2
1981-82	27	206	7.6
1982-83	31	282	9.1
1983-84	24	176	7.3
<b>Totals</b>	<b>118</b>	<b>922</b>	<b>7.8</b>

## 8. Glen Davis - 916

YEAR	G	TOTAL	AVG
2004-05	30	160	5.3
2005-06	36	350	9.7
2006-07	29	303	10.4
<b>Totals</b>	<b>97</b>	<b>916</b>	<b>9.4</b>

## 9. Ronald Dupree - 907

YEAR	G	TOTAL	AVG
1999-00	34	112	3.3
2000-01	29	256	8.8
2001-02	34	290	8.5
2002-03	32	249	7.8
<b>Totals</b>	<b>129</b>	<b>907</b>	<b>7.0</b>

## 10. Lionel Green - 809

YEAR	G	TOTAL	AVG
1975-76	24	151	6.3
1976-77	27	146	5.4
1977-78	27	191	7.1
1978-79	29	321	11.1
<b>Totals</b>	<b>107</b>	<b>809</b>	<b>7.6</b>

## 11. Bill Newton - 802

YEAR	G	TOTAL	AVG
1969-70	32	309	9.7
1970-71	26	314	12.0
1971-72	26	179	6.9
<b>Totals</b>	<b>84</b>	<b>802</b>	<b>9.5</b>

## 12. Vernel Singleton - 784

YEAR	G	TOTAL	AVG
1988-89	32	250	7.8
1989-90	32	152	4.8
1990-91	30	177	5.9
1991-92	31	205	6.6
<b>Totals</b>	<b>125</b>	<b>784</b>	<b>6.3</b>

## 13. Greg Cook - 780

YEAR	G	TOTAL	AVG
1976-77	27	249	9.2
1978-79	28	176	6.3
1979-80	31	180	5.8
1980-81	33	175	5.3
<b>Totals</b>	<b>119</b>	<b>780</b>	<b>6.6</b>

## 14. Dick Maile - 772

YEAR	G	TOTAL	AVG
1962-63	24	263	10.9
1963-64	25	263	10.5
1964-65	25	246	9.8
<b>Totals</b>	<b>74</b>	<b>772</b>	<b>10.4</b>

## 15. Ricky Blanton - 766

YEAR	G	TOTAL	AVG
1984-85	29	52	1.8
1985-86	38	188	4.9
1987-88	30	265	8.8
1988-89	32	261	8.2
<b>Totals</b>	<b>129</b>	<b>766</b>	<b>5.9</b>

## 16. Ed LeBlanc - 765

YEAR	G	TOTAL	AVG
1972-73	21	110	5.2
1973-74	25	127	5.1
1974-75	26	257	9.9
1975-76	26	271	10.4
<b>Totals</b>	<b>98</b>	<b>765</b>	<b>7.8</b>

## 17. Maury Drummond - 736

YEAR	G	TOTAL	AVG
1960-61	25	208	8.3
1961-62	24	301	12.5
1962-63	23	227	9.8
<b>Totals</b>	<b>72</b>	<b>736</b>	<b>10.2</b>

## 18. Dewayne Scales - 733

YEAR	G	TOTAL	AVG
1977-78	26	244	9.4
1978-79	26	236	9.1
1979-80	32	253	7.9
<b>Totals</b>	<b>84</b>	<b>733</b>	<b>8.7</b>

## 19. Roger Sigler - 713

YEAR	G	TOTAL	AVG
1954-55	24	214	8.9
1955-56	20	276	13.8
1956-57	25	223	8.9
<b>Totals</b>	<b>69</b>	<b>713</b>	<b>10.3</b>

## 20. Johnny O'Bryant III - 702

YEAR	G	TOTAL	AVG
2011-12	28	187	6.7
2012-13	29	253	8.7
2013-14	34	262	7.7
<b>Totals</b>	<b>91</b>	<b>702</b>	<b>7.7</b>

## 21. Nikita Wilson - 699

YEAR	G	TOTAL	AVG
1983-84	28	146	5.2
1984-85	29	201	6.9
1985-86	18	108	6.0
1986-87	35	244	7.0
<b>Totals</b>	<b>110</b>	<b>699</b>	<b>6.4</b>

## 22. Clarence Ceasar - 670

YEAR	G	TOTAL	AVG
1991-92	31	149	4.8
1992-93	32	199	6.2
1993-94	27	169	6.3
1994-95	22	153	7.0
<b>Totals</b>	<b>112</b>	<b>670</b>	<b>6.0</b>

## 23. Jerry Reynolds - 613

YEAR	G	TOTAL	AVG
1982-83	32	198	6.2
1983-84	29	239	8.2
1984-85	29	176	6.1
<b>Totals</b>	<b>90</b>	<b>613</b>	<b>6.8</b>

## 24. Storm Warren - 608

YEAR	G	TOTAL	AVG
2008-09	30	53	1.8
2009-10	31	223	7.2
2010-11	29	165	5.7
2011-12	33	167	5.1
<b>Totals</b>	<b>123</b>	<b>608</b>	<b>4.9</b>

## 25. Collis Temple, Jr. - 607

YEAR	G	TOTAL	AVG
1971-72	26	174	6.7
1972-73	23	160	6.9
1973-74	26	273	10.5
<b>Totals</b>	<b>75</b>	<b>607</b>	<b>8.1</b>

## 26. Wayne Sims - 603

YEAR	G	TOTAL	AVG
1987-88	30	128	4.3
1988-89	32	244	7.6
1989-1990	32	154	4.8
<b>Totals</b>	<b>117</b>	<b>603</b>	<b>5.2</b>

## 27. Ralph Jukkola - 601

YEAR	G	TOTAL	AVG
1966-67	26	187	7.2
1967-68	26	226	8.6
1968-69	26	188	7.2
<b>Totals</b>	<b>78</b>	<b>601</b>	<b>7.7</b>

## 28. Jose Vargas - 576

YEAR	G	TOTAL	AVG
<b>Totals (4Y)</b>	<b>130</b>	<b>576</b>	<b>4.4</b>

## 29. Jordan Mickey - 575

YEAR	G	TOTAL	AVG
<b>Totals (2Y)</b>	<b>65</b>	<b>575</b>	<b>8.9</b>

## 30. Troy Rushing - 560

YEAR	G	TOTAL	AVG
<b>Totals (3Y)</b>	<b>71</b>	<b>560</b>	<b>7.9</b>

## 31. Jim Crisco - 544

YEAR	G	TOTAL	AVG
<b>Totals (3Y)</b>	<b>75</b>	<b>544</b>	<b>7.3</b>

## 32. Bill Wilson - 543

YEAR	G	TOTAL	AVG
<b>Totals (3Y)</b>	<b>62</b>	<b>543</b>	<b>8.7</b>

## 33. Danny Hester - 542

YEAR	G	TOTAL	AVG
<b>Totals (2Y)</b>	<b>54</b>	<b>542</b>	<b>10.0</b>

## 34. Geert Hammink - 536

YEAR	G	TOTAL	AVG
<b>Totals (4Y)</b>	<b>113</b>	<b>536</b>	<b>4.7</b>

## 35. Jaime Lloreda - 525

YEAR	G	TOTAL	AVG
<b>Totals (2Y)</b>	<b>52</b>	<b>525</b>	<b>10.1</b>

## 36. Pete Maravich - 513

YEAR	G	TOTAL	AVG
<b>Totals (3Y)</b>	<b>82</b>	<b>513</b>	<b>6.2</b>

## 37. John Williams - 503

YEAR	G	TOTAL	AVG
<b>Totals (2Y)</b>	<b>66</b>	<b>503</b>	<b>7.6</b>

## 38. Garrett Temple - 502

YEAR	G	TOTAL	AVG
<b>Totals (4Y)</b>	<b>134</b>	<b>502</b>	<b>3.7</b>

## 39. Jabari Smith - 501

YEAR	G	TOTAL	AVG
<b>Totals (2Y)</b>	<b>61</b>	<b>501</b>	<b>8.2</b>



# 200 Assists Club

NOTE: From: 1966-PRESENT

## 1. Kenny Higgs - 645

YEAR	G	TOTAL	AVG.
1974-75	26	125	4.8
1975-76	26	173	6.7
1976-77	27	239	8.9
1977-78	27	108	4.0
<b>Totals</b>	<b>106</b>	<b>645</b>	<b>6.1</b>

## 2. Ethan Martin - 638

YEAR	G	TOTAL	AVG.
1977-78	26	118	4.5
1978-79	29	156	5.4
1979-80	32	174	5.4
1980-81	34	190	5.6
<b>Totals</b>	<b>121</b>	<b>638</b>	<b>5.3</b>

## 3. Torris Bright - 544

YEAR	G	TOTAL	AVG.
1999-2000	34	147	4.3
2000-01	29	118	4.1
2001-02	34	129	3.8
2002-03	32	150	4.7
<b>Totals</b>	<b>129</b>	<b>544</b>	<b>4.2</b>

## 4. Garrett Temple - 482

YEAR	G	TOTAL	AVG.
2005-06	36	99	2.8
2006-07	32	138	4.3
2007-08	31	111	3.6
2008-09	35	134	3.7
<b>Totals</b>	<b>134</b>	<b>482</b>	<b>3.6</b>

## 5. Pete Maravich - 425

YEAR	G	TOTAL	AVG.
1967-68	26	105	4.0
1968-69	26	128	4.9
1969-70	31	192	6.0
<b>Totals</b>	<b>83</b>	<b>425</b>	<b>5.1</b>

## 6. Derrick Taylor - 404

YEAR	G	TOTAL	AVG.
1981-82	28	90	3.2
1983-84	29	99	3.4
1984-85	29	66	2.3
1985-86	38	149	3.8
<b>Totals</b>	<b>124</b>	<b>404</b>	<b>3.2</b>

## 7. Tremont Waters - 390

YEAR	G	TOTAL	AVG.
2017-18	33	198	6.0
2018-19	33	192	5.8
<b>Totals</b>	<b>66</b>	<b>390</b>	<b>5.9</b>

## 8. Skylar Mays - 382

YEAR	G	TOTAL	AVG.
2016-17	31	113	3.6
2017-18	33	97	2.9
2018-19	35	72	2.1
2019-20	31	100	3.2
<b>Totals</b>	<b>130</b>	<b>382</b>	<b>2.9</b>

## 9. Darrel Mitchell - 367

YEAR	G	TOTAL	AVG.
2002-03	32	56	1.7
2003-04	29	63	2.2
2004-05	30	88	2.9
2005-06	36	160	4.4
<b>Totals</b>	<b>127</b>	<b>367</b>	<b>2.9</b>

## 10. Anthony Hickey - 360

YEAR	G	TOTAL	AVG.
2011-12	33	125	3.8
2012-13	29	109	3.7
2013-14	34	126	3.7
<b>Totals</b>	<b>96</b>	<b>360</b>	<b>3.7</b>

## 11. Andre Stringer - 314

YEAR	G	TOTAL	AVG.
2010-11	32	85	2.6
2011-12	28	76	2.7
2012-13	31	65	2.1
2013-14	34	88	2.6
<b>Totals</b>	<b>125</b>	<b>314</b>	<b>2.5</b>

## 11. Ricky Blanton - 314

YEAR	G	TOTAL	AVG.
1984-85	29	23	0.8
1985-86	38	37	1.0
1987-88	30	107	3.6
1988-89	32	147	4.6
<b>Totals</b>	<b>129</b>	<b>314</b>	<b>2.4</b>

## 13. Tim Quarterman - 302

YEAR	G	TOTAL	AVG.
2013-14	33	49	1.5
2014-15	33	133	4.0
2015-16	33	120	3.6
<b>Totals</b>	<b>99</b>	<b>302</b>	<b>3.0</b>

## 14. Mike Darnall - 299

YEAR	G	TOTAL	AVG.
1972-73	24	98	4.1
1973-74	22	68	3.1
1974-75	20	133	6.7
<b>Totals</b>	<b>66</b>	<b>299</b>	<b>4.5</b>

## 15. Tasmin Mitchell - 291

YEAR	G	TOTAL	AVG.
2005-06	36	100	2.8
2006-07	32	59	1.8
2007-08	3	6	2.0
2008-09	35	68	1.9
2009-10	31	58	1.9
<b>Totals</b>	<b>137</b>	<b>291</b>	<b>2.1</b>

## 16. Johnny Jones - 269

YEAR	G	TOTAL	AVG.
1980-81	36	61	1.7
1981-82	28	48	1.7
1982-83	31	124	4.0
1983-84	26	36	1.4
<b>Totals</b>	<b>121</b>	<b>269</b>	<b>2.2</b>

## 17. Chris Bass - 267

YEAR	G	TOTAL	AVG.
2008-09	28	43	1.5
2009-10	31	97	3.1
2010-11	32	78	2.4
2011-12	32	49	1.5
<b>Totals</b>	<b>123</b>	<b>267</b>	<b>2.2</b>

## 17. Tommy Hess - 267

YEAR	G	TOTAL	AVG.
1969-70	17	16	0.9
1970-71	26	130	5.0
1971-72	24	121	5.0
<b>Totals</b>	<b>67</b>	<b>267</b>	<b>5.3</b>

## 19. Bernard Woodside - 266

YEAR	G	TOTAL	AVG.
1985-86	31	15	0.5
1986-87	39	115	2.9
1987-88	30	136	4.5
<b>Totals</b>	<b>100</b>	<b>266</b>	<b>2.7</b>

## 20. John Tudor - 261

YEAR	G	TOTAL	AVG.
1980-81	33	13	0.4
1981-82	28	55	1.9
1982-83	32	89	2.8
1983-84	29	104	3.6
<b>Totals</b>	<b>122</b>	<b>261</b>	<b>2.0</b>

## 21. Jordy Hultberg - 256

YEAR	G	TOTAL	AVG.
1976-77	27	108	4.0
1977-78	27	49	1.9
1978-79	29	43	1.5
1979-80	31	46	1.5
<b>Totals</b>	<b>114</b>	<b>256</b>	<b>2.2</b>

## 22. T. J. Pugh - 253

YEAR	G	TOTAL	AVG.
1990-91	30	196	6.5
1991-92	28	57	2.0
<b>Totals</b>	<b>58</b>	<b>253</b>	<b>4.4</b>

## 23. Greg Cook - 246

YEAR	G	TOTAL	AVG.
1976-77	27	51	1.9
1978-79	28	59	2.1
1979-80	31	83	2.7
1980-81	33	53	1.6
<b>Totals</b>	<b>119</b>	<b>246</b>	<b>2.1</b>

## 24. Clarence Ceasar 234

YEAR	G	TOTAL	AVG.
1991-92	31	74	2.4
1992-93	32	54	1.7
1993-94	27	49	1.8
1994-95	22	57	2.6
<b>Totals</b>	<b>112</b>	<b>234</b>	<b>2.1</b>

## 25. Jermaine Williams - 232

YEAR	G	TOTAL	AVG.
1998-99	26	33	1.3
1999-2000	31	56	1.8
2000-01	29	55	1.9
2001-02	34	88	2.6
<b>Totals</b>	<b>120</b>	<b>232</b>	<b>1.9</b>

## 25. Chris Jackson - 232

YEAR	G	TOTAL	AVG.
1988-89	32	130	4.1
1989-90	32	102	3.2
<b>Totals</b>	<b>64</b>	<b>232</b>	<b>3.6</b>

## 27. Antonio Hudson - 226

YEAR	G	TOTAL	AVG.
2001-02	34	53	1.5
2002-03	32	62	1.9
2003-04	28	53	1.9
2004-05	30	58	2.7
<b>Totals</b>	<b>124</b>	<b>226</b>	<b>1.8</b>

## 28. Howard Carter - 225

YEAR	G	TOTAL	AVG.
1979-80	32	50	1.6
1980-81	36	75	2.1
1981-82	28	44	1.5
1982-83	32	56	1.8
<b>Totals</b>	<b>128</b>	<b>225</b>	<b>1.7</b>

## 28. Tack Minor - 225

YEAR	G	TOTAL	AVG.
2003-04	29	49	1.7
2004-05	30	137	4.6
2005-06	3	4	1.3
2006-07	16	35	2.2
<b>Totals</b>	<b>78</b>	<b>225</b>	<b>2.9</b>

## 30. Randy Livingston - 220

YEAR	G	TOTAL	AVG.
1994-95	16	151	9.4
1995-96	13	69	5.3
<b>Totals</b>	<b>29</b>	<b>220</b>	<b>7.6</b>

## 31. Don Redden - 215

YEAR	G	TOTAL	AVG.
1982-83	8	4	0.5
1983-84	28	26	0.9
1984-85	29	83	2.9
1985-86	38	102	2.7
<b>Totals</b>	<b>103</b>	<b>215</b>	<b>2.1</b>

## 32. Maurice Williamson - 212

YEAR	G	TOTAL	AVG.
1989-90	31	118	3.8
1991-92	31	60	1.9
1992-93	25	34	1.4
<b>Totals</b>	<b>87</b>	<b>212</b>	<b>2.4</b>

## 33. Jerry Reynolds - 211

YEAR	G	TOTAL	AVG.
1982-83	32	61	1.9
1983-84	29	45	1.6
1984-85	29	105	3.6
<b>Totals</b>	<b>90</b>	<b>211</b>	<b>2.3</b>

## 34. Javonte Smart - 210

YEAR	G	TOTAL	AVG.
2018-19	34	81	2.4
2019-20	31	129	4.2
<b>Totals</b>	<b>65</b>	<b>210</b>	<b>3.2</b>

## 34. Bo Spencer - 210

YEAR	G	TOTAL	AVG.
2007-08	30		

# 100 Steals Club

## 1. Clarence Ceasar - 310

YEAR	G	TOTAL	AVG.
1991-92	31	90	2.9
1992-93	32	74	2.3
1993-94	27	80	3.0
1994-95	22	66	3.0
<b>Totals</b>	<b>112</b>	<b>310</b>	<b>2.8</b>

## 2. Ethan Martin - 279

YEAR	G	TOTAL	AVG.
1977-78	26	59	2.3
1978-79	29	64	2.2
1979-80	32	73	2.3
1980-81	34	83	2.4
<b>Totals</b>	<b>121</b>	<b>279</b>	<b>2.3</b>

## 3. Torris Bright - 246

YEAR	G	TOTAL	AVG.
1999-2000	34	70	2.0
2000-01	29	57	2.0
2001-02	34	60	1.8
2002-03	32	59	1.8
<b>Totals</b>	<b>129</b>	<b>246</b>	<b>1.9</b>

## 4. Darrel Mitchell - 219

YEAR	G	TOTAL	AVG.
2002-03	32	45	1.4
2003-04	29	50	1.7
2004-05	30	54	1.8
2005-06	36	70	1.9
<b>Totals</b>	<b>127</b>	<b>219</b>	<b>1.7</b>

## 5. Anthony Hickey - 216

YEAR	G	TOTAL	AVG.
2011-12	33	69	2.1
2012-13	29	85	2.9
2013-14	34	62	1.8
<b>Totals</b>	<b>96</b>	<b>216</b>	<b>2.2</b>

## 6. Skylar Mays - 213

YEAR	G	TOTAL	AVG.
2016-17	31	40	1.3
2017-18	33	52	1.6
2018-19	35	66	1.9
2019-20	31	55	1.8
<b>Totals</b>	<b>130</b>	<b>213</b>	<b>1.6</b>

## 7. Derrick Taylor - 207

YEAR	G	TOTAL	AVG.
1981-82	28	51	1.8
1983-84	29	45	1.5
1984-85	29	27	0.9
1985-86	38	84	2.2
<b>Totals</b>	<b>124</b>	<b>207</b>	<b>1.7</b>

## 8. Jerry Reynolds -194

YEAR	G	TOTAL	AVG.
1982-83	32	65	2.0
1983-84	29	81	2.8
1984-85	29	48	1.6
<b>Totals</b>	<b>90</b>	<b>194</b>	<b>2.1</b>

## 9. Garrett Temple - 191

YEAR	G	TOTAL	AVG.
2005-06	36	38	1.1
2006-07	32	52	1.6
2007-08	31	41	1.3
2008-09	35	60	1.7
<b>Totals</b>	<b>134</b>	<b>191</b>	<b>1.4</b>

## 10. Tasmin Mitchell - 190

YEAR	G	TOTAL	AVG.
2005-06	36	53	1.5
2006-07	32	34	1.1
2007-08	3	7	2.3
2008-09	35	55	1.6
2009-10	31	41	1.3
<b>Totals</b>	<b>137</b>	<b>190</b>	<b>1.4</b>

## 11. Darryl Joe - 173

YEAR	G	TOTAL	AVG.
1986-87	37	93	2.5
1987-88	30	80	2.7
<b>Totals</b>	<b>67</b>	<b>173</b>	<b>2.6</b>

## 12. Tremont Waters - 163

YEAR	G	TOTAL	AVG.
2017-18	33	67	2.0
1987-88	33	96	2.9
<b>Totals</b>	<b>66</b>	<b>163</b>	<b>2.5</b>

## 13. Jermaine Williams - 154

YEAR	G	TOTAL	AVG.
1998-99	26	13	0.5
1999-00	31	23	0.7
2000-01	29	42	1.4
2001-02	34	76	2.2
<b>Totals</b>	<b>120</b>	<b>154</b>	<b>1.3</b>

## 14. Leonard Mitchell - 151

YEAR	G	TOTAL	AVG.
1980-81	36	35	0.9
1981-82	27	44	1.6
1982-83	31	47	1.5
1983-84	24	25	1.0
<b>Totals</b>	<b>118</b>	<b>151</b>	<b>1.3</b>

## 15. Antonio Hudson - 139

YEAR	G	TOTAL	AVG.
2001-02	34	42	1.2
2002-03	32	42	1.3
2003-04	28	25	0.9
2004-05	30	30	1.0
<b>Totals</b>	<b>124</b>	<b>139</b>	<b>1.1</b>

## 16. Vernel Singleton - 136

YEAR	G	TOTAL	AVG.
1988-89	32	37	1.1
1989-90	32	26	0.8
1990-91	30	41	1.4
1991-92	31	32	1.0
<b>Totals</b>	<b>125</b>	<b>136</b>	<b>1.1</b>

## 16. Johnny Jones - 136

YEAR	G	TOTAL	AVG.
1980-81	36	27	0.7
1981-82	28	33	1.2
1982-83	31	55	1.8
1983-84	26	21	0.8
<b>Totals</b>	<b>121</b>	<b>136</b>	<b>1.1</b>

## 18. Andre Stringer - 130

YEAR	G	TOTAL	AVG.
2010-11	32	34	1.1
2011-12	28	37	1.3
2012-13	31	25	0.8
2013-14	34	34	1.0
<b>Totals</b>	<b>130</b>	<b>130</b>	<b>1.0</b>

## 19. Brian Beshara - 126

YEAR	G	TOTAL	AVG.
1998-99	26	30	1.1
1999-00	34	49	1.4
2000-01	20	47	2.3
<b>Totals</b>	<b>89</b>	<b>126</b>	<b>1.4</b>

## 20. Howard Carter - 124

YEAR	G	TOTAL	AVG.
1979-80	32	24	0.8
1980-81	36	40	1.1
1981-82	28	29	1.0
1982-83	32	31	1.0
<b>Totals</b>	<b>128</b>	<b>124</b>	<b>0.9</b>

## 21. Maurice Williamson - 121

YEAR	G	TOTAL	AVG.
1989-90	31	55	1.8
1991-92	31	40	1.3
1992-93	25	26	1.0
<b>Totals</b>	<b>87</b>	<b>121</b>	<b>1.3</b>

## 22. Storm Warren - 113

YEAR	G	TOTAL	AVG.
2008-09	30	12	0.4
2009-10	31	33	1.1
2010-11	29	38	1.3
2011-12	33	30	0.9
<b>Totals</b>	<b>123</b>	<b>113</b>	<b>0.9</b>

## 23. John Tudor - 111

YEAR	G	TOTAL	AVG.
1980-81	33	13	0.4
1981-82	28	23	0.8
1982-83	32	40	1.2
1983-84	29	35	1.2
<b>Totals</b>	<b>122</b>	<b>111</b>	<b>0.9</b>

## 24. Oliver Brown - 110

YEAR	G	TOTAL	AVG.
1983-84	20	2	0.1
1984-85	28	20	0.7
1985-86	37	22	0.6
1986-87	38	66	1.7
<b>Totals</b>	<b>123</b>	<b>110</b>	<b>0.9</b>

## 24. Collis Temple III - 110

YEAR	G	TOTAL	AVG.
1999-00	33	21	0.6
2000-01	29	40	1.4
2001-02	21	21	1.0
2002-03	32	28	0.9
<b>Totals</b>	<b>115</b>	<b>110</b>	<b>0.9</b>

## 26. Ronald Dupree - 109

YEAR	G	TOTAL	AVG.
1999-00	34	15	0.4
2000-01	29	37	1.3
2001-02	34	35	1.0
2002-03	32	22	0.7
<b>Totals</b>	<b>129</b>	<b>109</b>	<b>0.8</b>

## 26. Jamie Brandon - 109

YEAR	G	TOTAL	AVG.
1991-92	29	41	1.4
1992-93	26	29	1.1
1993-94	27	39	1.4
<b>Totals</b>	<b>82</b>	<b>109</b>	<b>1.3</b>

## 26. Jalyn Patterson - 109

YEAR	G	TOTAL	AVG.
2014-15	31	37	1.2
2015-16	28	34	1.2
2016-17	31	38	1.2
<b>Totals</b>	<b>90</b>	<b>109</b>	<b>1.2</b>

## 29. Shaquille O'Neal - 108

YEAR	G	TOTAL	AVG.
1989-90	32	38	1.2
1990-91	28	41	1.5
1992-93	30	29	0.9
<b>Totals</b>	<b>90</b>	<b>108</b>	<b>1.2</b>

## 29. Glen Davis - 108

YEAR	G	TOTAL	AVG.
2004-05	30	29	1.0
2005-06	36	47	1.3
2006-07	29	32	1.1
<b>Totals</b>	<b>95</b>	<b>108</b>	<b>1.1</b>

## 31. Chris Jackson - 107

YEAR	G	TOTAL	AVG.
1988-89	32	55	1.7
1989-90	32	52	1.6
<b>Totals</b>	<b>64</b>	<b>107</b>	<b>1.7</b>

## 32. Anthony Wilson - 106

YEAR	G	TOTAL	AVG.
1983-84	24	4	0.2
1984-85	19	4	0.2
1985-86	38	39	1.0
1986-87	38	59	1.6
<b>Totals</b>	<b>119</b>	<b>106</b>	<b>0.9</b>

## 33. Ronnie Henderson - 104

YEAR	G	TOTAL	AVG.
1993-94	27	29	1.1
1994-95	27	35	1.3
1995-96	23	40	1.7
<b>Totals</b>	<b>77</b>	<b>104</b>	<b>1.3</b>

## 34. Tim Quarterman - 103

YEAR	G	TOTAL	AVG.
2013-14	33	24	0.7
1994-95	33	47	1.4
1995-96	33	32	1.0
<b>Totals</b>	<b>99</b>	<b>103</b>	<b>1.0</b>

# 1000-500-200-100; Double Figure Lists

## LSU Players With:

**1,000 Points; 500 Rebounds;  
200 Assists; 100 Steals (3)**

<b>Tasmin Mitchell</b>	1989-950-291-190
<b>Clarence Ceasar</b>	1343-670-234-310
<b>Jerry Reynolds</b>	1069-613-211-194

## LSU Players with:

**1,000 Points; 500 Rebounds-  
200 Assists (5)**

<b>Ricky Blanton</b>	1501-766-314
<b>Clarence Ceasar</b>	1343-670-234
<b>Pete Maravich</b>	3667-513-425
<b>Tasmin Mitchell</b>	1989-950-291
<b>Jerry Reynolds</b>	1069-613-211

## LSU Players with:

**1,000 Pts-500 Rebounds (21)**

<b>Pete Maravich</b>	3667-513
<b>Durand Macklin</b>	2080-1276
<b>Tasmin Mitchell</b>	1989-950
<b>Shaquille O'Neal</b>	1941-1217
<b>Bob Pettit</b>	1916-1039
<b>Ronald Dupree</b>	1726-907
<b>Glen Davis</b>	1587-916
<b>Vernel Singleton</b>	1513-784
<b>Leonard Mitchell</b>	1508-922
<b>Ricky Blanton</b>	1501-766
<b>Nikita Wilson</b>	1384-699
<b>Al Sanders</b>	1383-1168
<b>Dewayne Scales</b>	1357-733
<b>Clarence Ceasar</b>	1343-670
<b>Bill Newton</b>	1339-802
<b>Roger Sigler</b>	1318-713
<b>Dick Maile</b>	1284-772
<b>Johnny O'Bryant III</b>	1157-702
<b>Wayne Sims</b>	1107-603
<b>Jerry Reynolds</b>	1069-613
<b>John Williams</b>	1046-503

## LSU Players with:

**1,000 Pts-200 Assists-100 Steals (12)**

<b>Tasmin Mitchell</b>	1989-291-190
<b>Clarence Ceasar</b>	1343-234-310
<b>Jerry Reynolds</b>	1069-211-194
<b>Ronald Dupree</b>	1726-205-109
<b>Derrick Taylor</b>	1590-404-207
<b>Darrel Mitchell</b>	1569-367-219
<b>Torris Bright</b>	1463-544-246
<b>Andre Stringer</b>	1365-314-246
<b>Ethan Martin</b>	1276-638-279
<b>Antonio Hudson</b>	1089-226-139
<b>Skylar Mays</b>	1617-382-213
<b>Tremont Waters</b>	1029-390-163

## Season Double Figures Scores

(1977-2020)

36	Glen Davis	2005-06
34	John Williams	1985-86
33	Darrel Mitchell	2005-06
32	Mahmoud Abdul-Rauf	1988-89
31	Tasmin Mitchell	2008-09
31	Marcus Thornton	2008-09
31	Mahmoud Abdul-Rauf	1989-90
31	Derrick Taylor	1985-86
30	Jabari Smith	1999-2000
29	Ronald Dupree	2002-03
29	Stromile Swift	1999-2000
29	Shaquille O'Neal	1991-92
29	Ricky Blanton	1988-89
29	Anthony Wilson	1986-87
29	Leonard Mitchell	1982-83
29	Howard Carter	1982-83
28	Jarell Martin	2014-15
28	Johnny O'Bryant III	2013-14
28	Ronald Dupree	2001-02
28	Ronald Dupree	2000-01
27	Skylar Mays	2019-20
27	Tasmin Mitchell	2009-10
27	Marcus Thornton	2007-08
27	Anthony Randolph	2007-08
27	Brandon Bass	2004-05
27	Geert Hammink	1992-93
27	Shaquille O'Neal	1990-91
27	Nikita Wilson	1986-87
26	Tremont Waters	2018-19
26	Skylar Mays	2018-19
26	Keith Hornsby	2014-15
26	Jordan Mickey	2013-14
26	Tasmin Mitchell	2006-07
26	Glen Davis	2006-07
26	Ronnie Henderson	1994-95
26	Vernel Singleton	1991-92
25	Antonio Blakeney	2016-17
25	Jordan Mickey	2014-15
25	Torris Bright	2001-02
25	Maurice Carter	1999-2000
25	Duane Spencer	1996-97
25	Ricky Blanton	1987-88
25	Nikita Wilson	1984-85
25	Howard Carter	1981-82

## Career Double Figures Scores

(1977-2020)

107	Tasmin Mitchell	2005-10
92	Leonard Mitchell	1980-84
92	Howard Carter	1979-83
90	Derrick Taylor	1981-86
88	Skylar Mays	2016-20
88	Ronald Dupree	1999-03
85	Darrel Mitchell	2002-06
85	Rudy Macklin	1976-81
84	Glen Davis	2004-07
82	Torris Bright	1999-03
80	Shaquille O'Neal	1989-92
77	Vernel Singleton	1988-92
74	Andre Stringer	2010-14
72	Nikita Wilson	1983-87
68	Clarence Ceasar	1991-95
65	Ronnie Henderson	1993-96
65	Ricky Blanton	1984-89
64	Maurice Carter	1995-99
63	Mahmoud Abdul-Rauf	1988-89
62	Johnny O'Bryant III	2011-14
62	Antonio Hudson	2001-05
62	Wayne Sims	1987-91

## Consecutive double figure scoring games (1988-89 through 2020 with the exception of Pete Maravich)

<b>Pete Maravich</b>	83
12/2/67-3/19/70	
<b>Shaquille O'Neal</b>	62
3/3/90-3/21/92	
<b>Mahmoud Abdul-Rauf</b>	53
11/25/88-3/5/90	
<b>Glen Davis</b>	48
3/5/05-12/17/06	
<b>Ronald Dupree</b>	29
11/11/02-3/14/03	
<b>Ben Simmons</b>	28
11/30/15-3/12/16	
<b>Tasmin Mitchell</b>	19
12/31/08-3/4/09	
<b>Marcus Thornton</b>	19
1/17/09-3/21/09	
<b>Brandon Bass</b>	18
1/3/05-3/5/05	
<b>Tremont Waters</b>	17
12/12/18-2/20/19	

# 30 Points, 20 Rebounds, 10 Assists

## Games in Bold Mark Last Time In The Category

### 60-Point Club (5 by 2 players all-time)

69	Pete Maravich vs. Alabama	Feb. 7, 1970
66	Pete Maravich vs. Tulane	Feb. 10, 1969
<b>64</b>	<b>Pete Maravich vs. Kentucky</b>	<b>Feb. 21, 1970</b>
61	Pete Maravich vs. Vanderbilt	Dec. 11, 1969
60	Bob Pettit vs. Louisiana College	Dec. 7, 1953

### 50-Point Club (30 by 4 players all-time)

59	Pete Maravich vs. Alabama	Feb. 17, 1968
58	Pete Maravich vs. Georgia	March 8, 1969
58	Pete Maravich vs. Mississippi State	Dec. 22, 1967
57	Bob Pettit vs. Georgia	Jan. 9, 1954
55**	Mahmoud Abdul-Rauf vs. Ole Miss	March 4, 1989
55	Pete Maravich vs. Mississippi State	March 2, 1970
55	Pete Maravich vs. Kentucky	Jan. 24, 1970
55	Pete Maravich vs. Alabama	Jan. 3, 1970
55	Pete Maravich vs. Mississippi State	March 3, 1969
55	Pete Maravich vs. Tulane	Dec. 14, 1968
55	Pete Maravich vs. Tulane	Feb. 21, 1968
55	Pete Maravich vs. Auburn	Jan. 3, 1968
54	Pete Maravich vs. Auburn	Feb. 15, 1969
54	Pete Maravich vs. Vanderbilt	Jan. 29, 1968
<b>53</b>	<b>Shaquille O'Neal vs. Arkansas State</b>	<b>Dec. 18, 1990</b>
53	Mahmoud Abdul-Rauf vs. Florida	Dec. 10, 1988
53	Pete Maravich vs. Ole Miss	Jan. 31, 1970
53	Pete Maravich vs. St. John's	Dec. 29, 1969
53	Pete Maravich vs. Duquesne	Dec. 30, 1968
52	Pete Maravich vs. Florida	Feb. 4, 1970
52	Pete Maravich vs. Kentucky	Jan. 25, 1969
52	Pete Maravich vs. Loyola	Dec. 2, 1968
52	Pete Maravich vs. Kentucky	Jan. 27, 1968
52	Pete Maravich vs. Tulane	Jan. 11, 1968
51	Mahmoud Abdul-Rauf vs. Texas	Jan. 2, 1990
51	Pete Maravich vs. Georgia	Feb. 12, 1968
51	Pete Maravich vs. Loyola	Dec. 9, 1967
50	Mahmoud Abdul-Rauf vs. Tennessee	Feb. 11, 1989
50	Pete Maravich vs. Southern California	Dec. 18, 1969
50	Pete Maravich vs. Florida	Feb. 12, 1969

### 40-Point Club (43 by 9 players since 1967)

49	Mahmoud Abdul-Rauf vs. Tennessee	Feb. 10, 1990
49	Pete Maravich vs. Tulane	Feb. 9, 1970
49	Pete Maravich vs. Mississippi State	Feb. 2, 1970
49	Pete Maravich vs. Clemson	Dec. 20, 1969
49	Pete Maravich vs. Ole Miss	March 1, 1969
49	Pete Maravich vs. Auburn	Feb. 7, 1968
48	Mahmoud Abdul-Rauf vs. Florida	March 1, 1989
48	Mahmoud Abdul-Rauf vs. Louisiana Tech	Dec. 6, 1988
48	Pete Maravich vs. Tampa	Dec. 2, 1967
47	Pete Maravich vs. Georgia	Dec. 21, 1968
47	Pete Maravich vs. Florida	Feb. 10, 1968
46	Mahmoud Abdul-Rauf vs. Vanderbilt	Feb. 18, 1990
46	Pete Maravich vs. Auburn	Feb. 16, 1970
46	Pete Maravich vs. Oregon State	Dec. 22, 1969
46	Pete Maravich vs. Tulane	Dec. 13, 1969
46	Pete Maravich vs. Auburn	Jan. 11, 1969
46	Pete Maravich vs. Ole Miss	Dec. 19, 1967
45	Mahmoud Abdul-Rauf vs. Georgia	Jan. 24, 1990
45	Pete Maravich vs. Loyola	Dec. 9, 1969
45	Pete Maravich vs. Kentucky	Feb. 22, 1969
45	Pete Maravich vs. Wyoming	Dec. 26, 1968
45	Pete Maravich vs. Florida	Dec. 18, 1968
44	Kenny Higgs vs. Duke	Dec. 20, 1974
44	Pete Maravich vs. Auburn	Jan. 10, 1970
44	Pete Maravich vs. Kentucky	Feb. 3, 1968
<b>43</b>	<b>Ben Simmons vs. North Florida</b>	<b>Dec. 2, 2015</b>
43	Shaquille O'Neal vs. Northern Arizona	Dec. 28, 1991
43	Pete Maravich vs. Oregon State	Dec. 4, 1969
42	Al Sanders vs. Auburn	Feb. 14, 1972
42	Pete Maravich vs. Alabama	Jan. 4, 1969
42	Pete Maravich vs. Vanderbilt	March 4, 1968
42	Pete Maravich vs. Florida State	Dec. 16, 1967
42	Pete Maravich vs. Wisconsin	Dec. 15, 1967
42	Pete Maravich vs. Texas	Dec. 4, 1967
41	Tasmin Mitchell vs. Mississippi State	Feb. 11, 2009
41	Mahmoud Abdul-Rauf vs. Kentucky	Feb. 15, 1990
41	Pete Maravich vs. Georgia	March 7, 1970
40	Ronnie Henderson vs. Alabama	Feb. 11, 1995
40	Mahmoud Abdul-Rauf vs. Mississippi State	Jan. 4, 1990

40	Durand Macklin vs. Tennessee	Jan. 15, 1977
40	Pete Maravich vs. Pittsburgh	Jan. 31, 1969
40	Pete Maravich vs. Oklahoma City Univ.	Dec. 28, 1968
40	Pete Maravich vs. Ole Miss	Feb. 24, 1968

### 35-Point Club (38 by 14 players since 1967)

39	Tremont Waters, vs. Marquette	Nov. 22, 2017
39	Al Sanders vs. Loyola	Dec. 1, 1970
38	Tasmin Mitchell vs. Auburn	Jan. 20, 2010
38	Marcus Thornton vs. Mississippi State	March 8, 2008
38	Marcus Thornton vs. Auburn	Jan. 30, 2008
38	Shaquille O'Neal vs. Ole Miss	Feb. 20, 1991
38	Shaquille O'Neal vs. Georgia	Feb. 8, 1991
38	Mahmoud Abdul-Rauf vs. Vanderbilt	Feb. 18, 1989
38	Kenny Higgs vs. Tennessee	March 1, 1975
38	Pete Maravich vs. Vanderbilt	Feb. 14, 1970
38	Pete Maravich vs. Florida	Feb. 11, 1970
38	Pete Maravich vs. UCLA	Dec. 23, 1969
38	Pete Maravich vs. Alabama	Feb. 8, 1969
38	Pete Maravich vs. Vanderbilt	Jan. 9, 1969
38	Pete Maravich vs. Clemson	Dec. 7, 1968
37	Mahmoud Abdul-Rauf vs. Ole Miss	March 3, 1990
37	Mahmoud Abdul-Rauf vs. Southern Miss	Nov. 15, 1989
37	Mahmoud Abdul-Rauf vs. Tennessee	March 10, 1989
37	Ricky Blanton vs. Tennessee-Martin	Dec. 20, 1988
37	Bill Newton vs. Georgetown	Jan. 6, 1972
37	Al Sanders vs. Ole Miss	Jan. 30, 1971
37	Pete Maravich vs. Georgia	Feb. 18, 1970
<b>36</b>	<b>Tremont Waters at Texas A&amp;M</b>	<b>Jan. 30, 2019</b>
36	Ben Simmons at Vanderbilt	Jan. 2, 2016
36	Marcus Thornton vs. Georgia	March 2, 2008
36	Ronnie Henderson vs. Oklahoma State	Dec. 20, 1994
36	Ronnie Henderson vs. Kentucky	Feb. 15, 1994
36	Shaquille O'Neal vs. Indiana	March 21, 1992
36	Shaquille O'Neal vs. Alabama	Feb. 17, 1991
36	Glenn Hansen vs. Florida	Feb. 8, 1975
35	Maurice Carter vs. Arkansas	Jan. 2, 1999
35	Duane Spencer vs. Alabama	Feb. 15, 1997
35	Mahmoud Abdul-Rauf vs. UNLV	Jan. 28, 1990
35	Glenn Hansen vs. Auburn	Jan. 25, 1975
35	Glenn Hansen vs. Vanderbilt	Feb. 11, 1974
35	Bill Newton vs. Loyola	Jan. 8, 1972
35	Pete Maravich vs. Ole Miss	Feb. 28, 1970
35	Pete Maravich vs. Vanderbilt	Feb. 17, 1969

### 30-Point Club (115 by 39 players since 1967)

34	Ronnie Henderson vs. Maryland-Baltimore County	Dec. 30, 1994
34	Roman Rubchenko vs. Georgia State	Dec. 28, 1994
34	Ronnie Henderson vs. Troy State	Dec. 6, 1994
34	Roman Rubchenko vs. George Mason	Dec. 3, 1994
34	Shaquille O'Neal vs. Georgia	Jan. 7, 1991
34	Shaquille O'Neal vs. Vanderbilt	Jan. 2, 1991
34	Mahmoud Abdul-Rauf vs. Loyola Marymount	Feb. 3, 1990
34	Mahmoud Abdul-Rauf vs. Kentucky	Feb. 15, 1989
34	Mahmoud Abdul-Rauf vs. Vanderbilt	Jan. 18, 1989
34	Ricky Blanton vs. Chaminade	Dec. 29, 1988
34	DeWayne Scales vs. Montana State	Dec. 18, 1987
34	Kenny Higgs vs. Mississippi State	Jan. 2, 1978
34	Pete Maravich vs. Yale	Dec. 30, 1969
34	Pete Maravich vs. Mississippi State	Feb. 19, 1968
33	Marcus Thornton vs. Southeastern Louisiana	Jan. 3, 2009
33	Stromile Swift vs. Wyoming	Nov. 27, 1999
33	Roger Washington vs. Louisville	Dec. 7, 1996
33	Ronnie Henderson vs. Georgia	Feb. 18, 1995
33	Clarence Ceasar vs. Arkansas	March 2, 1994
33	Shaquille O'Neal vs. Tennessee	Feb. 23, 1991
33	Shaquille O'Neal vs. Kentucky	Feb. 5, 1991
33	Mahmoud Abdul-Rauf vs. Tennessee	Jan. 8, 1990
33	Mahmoud Abdul-Rauf vs. UTEP	March 17, 1989
33	Mahmoud Abdul-Rauf vs. Auburn	Jan. 7, 1989
33	Jose Vargas vs. Florida	Dec. 16, 1986
33	Howard Carter vs. Auburn	Jan. 21, 1981
33	DeWayne Scales vs. Boston	Dec. 28, 1979
33	Kenny Higgs vs. Tennessee	Jan. 26, 1976
33	Glenn Hansen vs. Tennessee	Jan. 27, 1975
33	Pete Maravich vs. Mississippi State	Feb. 3, 1969
33	Pete Maravich vs. Clemson	Jan. 24, 1968
32	Antonio Blakeney vs. Florida	Feb. 27, 2016
32	Keith Hornsby at Houston	Dec. 13, 2015
32	Marcus Thornton vs. Florida	Feb. 24, 2009



# 30 Points, 20 Rebounds, 10 Assists

32	Marcus Thornton vs. Troy	Nov. 30, 2008
32	Darrel Mitchell vs. Ohio State	Jan. 15, 2005
32	Ronnie Henderson vs. Auburn	Feb. 25, 1995
32	Shaquille O'Neal vs. Ole Miss	Jan. 19, 1991
32	Mahmoud Abdul-Rauf vs. Kansas	Nov. 17, 1989
32	DeWayne Scales vs. Ole Miss	Feb. 21, 1980
32	Durand Macklin vs. Delaware	Dec. 29, 1979
32	Kenny Higgs vs. Kentucky	Feb. 2, 1976
32	Kenny Higgs vs. Tulane	Dec. 3, 1975
32	Glenn Hansen vs. Auburn	Feb. 24, 1975
32	Eddie Palubinskas vs. Florida	Feb. 9, 1974
32	Eddie Palubinskas vs. Memphis State	Dec. 5, 1972
32	Pete Maravich vs. Florida	Jan. 6, 1968
31	Duop Reath at Vanderbilt	Jan. 20, 2018
31	Antonio Blakeney at Kentucky	Feb. 7, 2017
31	Antonio Blakeney vs. Mississippi State	Feb. 6, 2016
31	Marcus Thornton vs. Mississippi State	Jan. 21, 2009
31	Duane Spencer vs. North Carolina A&T	Nov. 30, 1996
31	Ronnie Henderson vs. Ole Miss	Feb. 3, 1996
31	Ronnie Henderson vs. Nicholls State	Jan. 23, 1996
31	Ronnie Henderson vs. Alabama	Jan. 6, 1996
31	Shaquille O'Neal vs. Mississippi State	March 7, 1992
31	Shaquille O'Neal vs. Florida	Jan. 26, 1991
31	Mike Hansen vs. Tennessee	Jan. 22, 1991
31	Mahmoud Abdul-Rauf vs. Georgia	Feb. 25, 1990
31	Maurice Williamson vs. Vanderbilt	Feb. 18, 1990
31	Ricky Blanton vs. Auburn	Jan. 7, 1989
31	Ricky Blanton vs. Southern	Dec. 5, 1987
31	Anthony Wilson vs. Georgia	March 7, 1987
31	Don Redden vs. Hawaii Pacific	Dec. 1, 1985
31	Don Redden vs. Mississippi State	Feb. 20, 1984
31	Durand Macklin vs. Lamar	March 14, 1981
31	Durand Macklin vs. Alcorn State	March 8, 1980
31	DeWayne Scales vs. Georgia	Feb. 9, 1980
31	Kenny Higgs vs. Auburn	Feb. 20, 1978
31	Glenn Hansen vs. Tennessee	March 1, 1975
31	Bill Newton vs. Kentucky	Feb. 26, 1972
31	Pete Maravich vs. Ole Miss	Feb. 1, 1969
<b>30</b>	<b>Marlon Taylor vs. Georgia</b>	<b>March 7, 2020</b>
30	Skylar Mays at Auburn	Feb. 8, 2020
30	Skylar Mays vs. Utah State	Nov. 22, 2019
30	Duop Reath vs. UNCW	Dec. 10, 2017
30	Johnny O'Bryant III at South Carolina	Feb. 14, 2013
30	Marcus Thornton vs. Butler	March 19, 2009
30	Marcus Thornton vs. Xavier	Jan. 24, 2009
30	Tasmin Mitchell vs. South Carolina	Jan. 14, 2009
30	Brandon Bass vs. Louisiana-Lafayette	Nov. 21, 2004
30	Jaime Lloreda vs. McNeese State	Nov. 24, 2003
30	Ronald Dupree at Arkansas	Feb. 16, 2002
30	Collis Temple III at Tennessee	March 3, 2001
30	Jabari Smith vs. Alabama	Feb. 10, 1999
30	Ronnie Henderson vs. Georgia	Feb. 7, 1996
30	Ronnie Henderson vs. Auburn	Jan. 21, 1996
30	Ronnie Henderson vs. Ole Miss	Feb. 15, 1995
30	Jamie Brandon vs. Auburn	Jan. 8, 1994
30	Maurice Williamson vs. BYU	March 19, 1992
30	Shaquille O'Neal vs. Auburn	Feb. 22, 1992
30	Shaquille O'Neal vs. Tennessee	Jan. 29, 1992
30	Mahmoud Abdul-Rauf vs. Alabama	Jan. 21, 1989
30	Mahmoud Abdul-Rauf vs. Maryland	Jan. 2, 1989
30	Mahmoud Abdul-Rauf vs. Morehead State	Dec. 28, 1988
30	Ricky Blanton vs. Vanderbilt	March 11, 1988
30	Jose Vargas vs. Oklahoma	Jan. 11, 1988
30	Ricky Blanton vs. Northern Iowa	Dec. 28, 1987
30	Jose Vargas vs. Southwest Texas	Dec. 22, 1987
30	Durand Macklin vs. Vanderbilt	Jan. 30, 1980
30	Durand Macklin vs. Vanderbilt	Jan. 2, 1980
30	Al Green vs. Tulane	Dec. 9, 1978
30	Durand Macklin vs. Georgia	Feb. 4, 1978
30	Durand Macklin vs. Vanderbilt	Jan. 16, 1978
30	Kenny Higgs vs. Auburn	Feb. 26, 1977
30	Kenny Higgs vs. California	Nov. 29, 1975
30	Glenn Hansen vs. Kentucky	Jan. 5, 1974
30	Eddie Palubinskas vs. Nevada	Dec. 3, 1973
30	Al Sanders vs. Ole Miss	March 4, 1972
30	Bill Newton vs. Vanderbilt	Feb. 13, 1971
30	Al Sanders vs. Florida	Feb. 10, 1971
30	Bill Newton vs. Utah State	Dec. 27, 1970
30	Pete Maravich vs. Tennessee	Feb. 23, 1970
30	Pete Maravich vs. Alabama	Dec. 30, 1967
30	Danny Hester vs. Georgetown	March 15, 1970

## 20 Rebound Club (20 by 10 players)

32	Durand Macklin vs. Tulane	Nov. 26, 1976
26	Al Sanders vs. Mississippi State	Feb. 7, 1972
26	Al Sanders vs. Mississippi State	Feb. 1, 1971
25	Danny Hester vs. Ole Miss	Jan. 31, 1970
25	Al Sanders vs. Florida	Dec. 18, 1970
25	Bob Pettit vs. Holy Cross	Dec. 29, 1953
24	Shaquille O'Neal vs. Loyola Marymount (20 pts)	Feb. 3, 1990
23	Lionel Green vs. Vanderbilt	Feb. 5, 1979
22	Durand Macklin vs. Auburn (26 pts)	Jan. 16, 1980
21	Shaquille O'Neal vs. Kentucky	Feb. 15, 1990
21	Jaime Lloreda vs. McNeese State	Nov. 24, 2003
21	Shaquille O'Neal vs. Florida (31 pts)	Jan. 26, 1991
21	Lionel Green vs. Montana State	Dec. 18, 1978
<b>20</b>	<b>Ben Simmons vs. Marquette</b>	<b>Nov. 23, 2015</b>
20	Jordan Mickey, vs. Mississippi State	Jan. 31, 2015
20	Geert Hammink vs. Campbell (20 pts)	Dec. 16, 1992
20	Shaquille O'Neal vs. Kentucky (20 pts)	Feb. 2, 1992
20	Shaquille O'Neal vs. Auburn (30 pts)	Feb. 22, 1992
20	Shaquille O'Neal vs. Nicholls (24 pts)	Dec. 29, 1990
20	Lionel Green vs. Tulane	Dec. 9, 1978

## 15 Rebound Club (113 by 35 players)

19	Anthony Randolph vs. Vanderbilt	Jan. 19, 2009
19	Misha Mutavdzic vs. McNeese State	Nov. 29, 1994
19	Shaquille O'Neal vs. North Arizona	Dec. 28, 1991
19	Shaquille O'Neal vs. Texas	Jan. 3, 1992
19	Shaquille O'Neal vs. Auburn	Jan. 8, 1992
19	Shaquille O'Neal vs. Arkansas State	Dec. 18, 1990
19	Shaquille O'Neal vs. Alabama	Feb. 17, 1991
19	Shaquille O'Neal vs. Florida	Feb. 27, 1991
19	Shaquille O'Neal vs. Texas	Jan. 2, 1990
18	Ben Simmons vs. Arkansas	Jan. 16, 2016
18	Ben Simmons vs. Col. Of Charleston	Nov. 30, 2015
18	Tasmin Mitchell vs. Southeastern Louisiana	Dec. 14, 2009
18	Glen Davis vs. Arkansas	Feb. 10, 2007
18	Glen Davis vs. Arkansas	Jan. 19, 2005
18	Geert Hammink vs. Ole Miss	March 6, 1993
18	Shaquille O'Neal vs. Alabama	Feb. 29, 1992
18	Shaquille O'Neal vs. Alabama	Jan. 16, 1991
18	Shaquille O'Neal vs. Mississippi State	Jan. 29, 1991
18	Stanley Roberts vs. Cal State Los Angeles	Dec. 8, 1989
18	Jose Vargas vs. Florida	Dec. 16, 1986
18	Durand Macklin vs. Villanova	Dec. 28, 1976
17	Ben Simmons at Florida	Jan. 9, 2016
17	Jordan Mickey, vs. Missouri	Jan. 8, 2015
17	Tasmin Mitchell vs. Tennessee	Feb. 4, 2010
17	Glen Davis vs. Alabama	Jan. 9, 2007
17	Brandon Bass vs. Mississippi State	Feb. 16, 2005
17	Jaime Lloreda vs. Arkansas	Feb. 7, 2004
17	Jabari Smith vs. Texas Pan-American	Nov. 16, 1998
17	Geert Hammink vs. Tennessee	Feb. 20, 1993
17	Shaquille O'Neal vs. Tennessee	Jan. 29, 1992
17	Shaquille O'Neal vs. Kentucky	Jan. 5, 1991
17	Shaquille O'Neal vs. Georgia	Feb. 8, 1991
17	Ricky Blanton vs. Vanderbilt	Feb. 8, 1988
17	Leonard Mitchell vs. Chaminade	Nov. 25, 1982
17	Lionel Green vs. Colgate	Dec. 29, 1977
17	DeWayne Scales vs. Vanderbilt	Feb. 13, 1978
17	DeWayne Scales vs. Kentucky	Feb. 11, 1978
17	Greg Cook at Pacific	Dec. 20, 1986
17	Rick Mattick vs. Vanderbilt	Feb. 21, 1977
16	Aaron Epps, vs. Houston	Dec. 13, 2017
16	Duop Reath, vs. Texas A&M	Feb. 4, 2017
16	Ben Simmons vs. South Alabama	Nov. 19, 2015
16	Jarell Martin vs. Auburn	March 13, 2015
16	Jarell Martin, vs. Auburn	Feb. 5, 2015
16	Johnny O'Bryant III at Arkansas	Feb. 15, 2014
16	Justin Hamilton vs. Ole Miss	Jan. 7, 2012
16	Storm Warren vs. Northwestern State	Dec. 12, 2009
16	Storm Warren vs. Louisiana-Lafayette	Dec. 1, 2009
16	Glen Davis vs. Arkansas	Feb. 8, 2006
16	Glen Davis vs. New Orleans	Dec. 13, 2005
16	Jaime Lloreda vs. South Carolina	Jan. 24, 2004
16	Jaime Lloreda vs. Southern Miss	Dec. 20, 2003
16	Ronald Dupree vs. Nicholls	Dec. 30, 2001
16	Ronald Dupree vs. Campbell	Nov. 17, 2001
16	Ronald Dupree vs. Arkansas	Jan. 26, 2000
16	Shaquille O'Neal vs. Arkansas	Jan. 11, 1992
16	Shaquille O'Neal vs. Tennessee	March 13, 1992
16	Shaquille O'Neal vs. Chapman	Dec. 7, 1990
16	Shaquille O'Neal vs. Georgia	Jan. 7, 1991
16	Shaquille O'Neal vs. Kentucky	Feb. 5, 1991

# 30 Points, 20 Rebounds, 10 Assists

16	Shaquille O'Neal vs. Connecticut	March 14, 1991
16	Stanley Roberts vs. Texas	Jan. 2, 1990
16	Ricky Blanton vs. Southern	Dec. 4, 1987
16	Leonard Mitchell vs. Washington	Dec. 1, 1983
16	Durand Macklin vs. Lamar	March 14, 1981
16	Durand Macklin vs. Mississippi State	Feb. 7, 1981
16	DeWayne Scales vs. Boston	Dec. 28, 1979
16	Durand Macklin vs. St. Francis	Nov. 24, 1978
16	Durand Macklin vs. Arkansas	Dec. 29, 1977
16	DeWayne Scales vs. Auburn	Feb. 20, 1978
16	DeWayne Scales vs. Kentucky	Jan. 14, 1978
16	Durand Macklin vs. Auburn	Jan. 29, 1977
16	Durand Macklin vs. Georgia	Jan. 17, 1977
<b>15</b>	<b>Naz Reid, vs. Florida</b>	<b>Feb. 20, 2019</b>
15	Jordan Mickey vs. Sam Houston	Dec. 13, 2014
15	Malcolm White vs. Tennessee-Martin	Nov. 18, 2010
15	Tasmin Mitchell vs. Cal State Fullerton	Dec. 2, 2008
15	Chris Johnson vs. Georgia	March 2, 2008
15	Chris Johnson vs. Ole Miss	Feb. 23, 2008
15	Glen Davis vs. Tennessee	March 8, 2007
15	Glen Davis vs. Florida	Feb. 11, 2006
15	Glen Davis vs. Kentucky	Feb. 25, 2006
15	Brandon Bass vs. Houston	Dec. 21, 2004
15	Jaime Lloreda vs. Arkansas	Jan. 6, 2004
15	Jaime Lloreda vs. South Carolina	March 14, 2003
15	Jaime Lloreda vs. Florida	Feb. 5, 2003
15	Ronald Dupree vs. Centenary	Jan. 17, 2001
15	Brian Beshara vs. Troy	Dec. 22, 1998
15	Jabari Smith vs. Alabama	Feb. 10, 1999
15	Geert Hammink vs. Mississippi State	Feb. 10, 1993
15	Jamie Brandon vs. South Carolina	Jan. 30, 1993
15	Shaquille O'Neal vs. Ole Miss	Feb. 25, 1992
15	Shaquille O'Neal vs. Florida	Feb. 5, 1992
15	Shaquille O'Neal vs. Ole Miss	Jan. 25, 1992
15	Shaquille O'Neal vs. Louisiana-Monroe	Nov. 22, 1991
15	Shaquille O'Neal vs. Southeastern Louisiana	Nov. 26, 1990
15	Stanley Roberts vs. Georgia Tech	March 17, 1990
15	Shaquille O'Neal vs. Florida	Feb. 27, 1990
15	Shaquille O'Neal vs. Vanderbilt	Feb. 18, 1990
15	Shaquille O'Neal vs. Georgia	Jan. 24, 1990
15	Shaquille O'Neal vs. Kentucky	Jan. 13, 1990
15	Vernel Singleton at Tennessee	Jan. 11, 1989
15	Nikita Wilson vs. BYU Hawaii	Dec. 31, 1986
15	Oliver Brown vs. Denison	Jan. 1, 1987
15	John Williams vs. UNC-Wilmington	Dec. 22, 1984
15	Steffond Johnson vs. Ole Miss	Feb. 12, 1984
15	Jerry Reynolds vs. Vanderbilt	Jan. 1, 1984
15	Howard Carter vs. Florida	Jan. 3, 1981
15	Durand Macklin vs. Tennessee	Feb. 21, 1981
15	Leonard Mitchell vs. Colgate	Nov. 28, 1980
15	DeWayne Scales vs. DePaul	Jan. 20, 1980
15	Lionel Green vs. Michigan State	March 16, 1979
15	Durand Macklin vs. Alabama	March 6, 1978
15	DeWayne Scales vs. Ole Miss	Feb. 25, 1978
15	DeWayne Scales vs. Tennessee	Feb. 5, 1978
15	DeWayne Scales vs. Oral Roberts	Dec. 1, 1978
15	Durand Macklin vs. Oral Roberts	Dec. 3, 1977
15	Greg Cook vs. Florida	Jan. 31, 1977
15	Greg Cook vs. Montana State	Dec. 27, 1976
15	Durand Macklin vs. Montana State	Dec. 27, 1976

## 15 Assists Club (8 by 3 players)

19	Kenny Higgs, vs. Georgia	Jan. 17, 1977
18	Randy Livingston, vs. George Mason	Dec. 3, 1994
18	Ethan Martin, vs. Tulane	Dec. 6, 1980
18	Kenny Higgs, vs. Tennessee	Jan. 15, 1977
17	Kenny Higgs, vs. Miss. State	Feb. 16, 1976
16	Kenny Higgs, vs. Vanderbilt	Feb. 28, 1976
<b>15</b>	<b>Randy Livingston, vs. Troy</b>	<b>Dec. 6, 1994</b>
15	Randy Livingston, vs. Mcneese	Nov. 29, 2994

## 10 Assists Club (49 by 20 players)

14	Derrick Taylor vs. Kentucky	Feb. 27, 1982
13	Kenny Higgs vs. Niagara	Dec. 8, 1976
12	Torris Bright vs. McNeese State	Dec. 7, 2002
12	Randy Livingston vs. Maryland Baltimore County	Dec. 30, 1994
12	Randy Livingston vs. Georgia State	Dec. 28, 1994
12	Ethan Martin vs. Lamar	March 14, 1981
12	Ethan Martin vs. Alabama	March 6, 1978
11	Tremont Waters, at Arkansas	Jan. 12, 2019
11	Tremont Waters, vs. Charleston	Nov. 22, 2018

11	Tremont Waters, vs. Arkansas	Feb. 3, 2018
11	Lamont Roland vs. New Orleans	Dec. 16, 2000
11	DeJuan Collins vs. New Orleans	Nov. 20, 1997
11	Randy Livingston vs. Auburn	Jan. 11, 1995
11	Randy Livingston vs. Florida	Jan. 3, 1995
11	Randy Devall vs. Louisiana-Monroe	Feb. 3, 1990
11	Don Redden vs. Florida	Jan. 23, 1985
11	Jerry Reynolds vs. UNC-Ashville	Dec. 22, 1984
11	Ethan Martin vs. DePaul	Jan. 20, 1980
11	Willie Sims vs. Auburn	Feb. 12, 1979
11	Ethan Martin vs. Army	Dec. 29, 1978
11	Ethan Martin vs. Tulane	Dec. 4, 1978
11	Kenny Higgs vs. Vanderbilt	Feb. 21, 1977
11	Kenny Higgs vs. Oklahoma City Univ.	Dec. 17, 1976
<b>10</b>	<b>Tremont Waters, vs. Auburn</b>	<b>Feb. 9, 2019</b>
10	Tremont Waters, vs. ULM	Dec. 28, 2018
10	Tremont Waters, vs. UNCG	Nov. 9, 2018
10	Tremont Waters vs. Mississippi State	March 3, 2018
10	Tremont Waters vs. North Florida	Dec. 22, 2017
10	Tremont Waters vs. UNCW	Dec. 10, 2017
10	Tremont Waters vs. UT-Martin	Nov. 29, 2017
10	Ben Simmons vs. NC State	Nov. 24, 2015
10	Garrett Temple vs. Troy	Nov. 30, 2008
10	Tack Minor vs. New Orleans	Nov. 24, 2004
10	Torris Bright vs. Mississippi State	Jan. 11, 2003
10	Torris Bright vs. Houston	Jan. 8, 2003
10	Torris Bright vs. Mercer	Nov. 25, 2001
10	Torris Bright vs. Alabama	Jan. 5, 2000
10	DeJuan Collins vs. Arkansas	Jan. 4, 1998
10	Randy Livingston vs. Alabama	Jan. 6, 1996
10	Maurice Williamson vs. Vanderbilt	Feb. 18, 1990
10	Dennis Brown vs. Ole Miss	Dec. 5, 1984
10	John Tudor vs. Auburn	Feb. 25, 1984
10	Ethan Martin vs. Wichita State	March 22, 1981
10	Ethan Martin vs. Kentucky	Jan. 19, 1981
10	Greg Cook vs. Kentucky	March 1, 1980
10	Ethan Martin vs. Georgia	Jan. 3, 1979
10	Ethan Martin vs. Georgia	Feb. 4, 1978
10	Ethan Martin vs. Mississippi State	Jan. 2, 1978

## 20-point, 20 rebound games (since 1973-74)

<b>Ben Simmons</b>	<b>21-20, vs. Marquette, 11/23/15</b>
Jordan Mickey	(2) Last: 25-20, at Mississippi State, 1/31/15
Jaime Lloreda	30-21, vs. McNeese State, 11/24/03
Geert Hammink	20-20, vs. Campbell, 12/16/92
Shaquille O'Neal	(5) Last: 30-20, vs. Auburn, 2/22/92
John Williams	20-20, vs. Florida, 3/6/86
Rudy Macklin	26-22, vs. Auburn, 1/16/80
Ed LeBlanc	20-21, vs. Tulane, 12/3/75

## 20-point, 15 rebound games (since 1973-74)

<b>Ben Simmons</b>	<b>(2) Last: 28-17, at Florida, 01/09/16</b>
Jordan Mickey	21-15, vs. Sam Houston, 12/13/14
Johnny O' Bryant III	20-16, at Arkansas, 2/15/14
Justin Hamilton	23-16, vs. Ole Miss, 1/7/12
Tasmin Mitchell	24-18, vs. Southeastern Louisiana, 12/14/09
Storm Warren	21-16, vs. Northwestern State, 12/12/09
Glen Davis	(5) Last: 25-15, vs. Tennessee, 3/8/07
Brandon Davis	(2) Last: 21-17, vs. Mississippi State, 2/16/05
Jaime Lloreda	(2) Last: 21-15, vs. Florida, 3/14/03
Ronald Dupree	21-15, vs. Centenary, 1/17/01
Jabari Smith	30-15, vs. Alabama, 2/10/99
Misha Mutavdzic	25-19, vs. McNeese, 11/29/94
Jamie Brandon	21-15, vs. South Carolina, 1/30/93
Geert Hammink	(3) Last: 22-18, vs. Ole Miss, 3/6/93
Shaquille O'Neal	(24) Last: 28-18, vs. Alabama, 2/29/92
Stanley Roberts	(3) Last: 21-15, vs. Georgia Tech, 3/17/90
Ricky Blanton	(2) Last: 23-17, vs. Vanderbilt, 2/6/88
Jose Vargas	33-18, vs. Florida, 12/16/86
John Williams	(2) Last: 20-20, vs. Florida, 3/6/86
Steffond Johnson	20-15, vs. Ole Miss, 2/12/84
Leonard Mitchell	23-17, vs. Chaminade, 11/26/82
Howard Carter	25-15, vs. Florida, 1/3/81
DeWayne Scales	(2) Last: 26-15, vs. DePaul, 1/20/80
Rudy Macklin	(12) Last: 31-16, vs. Lamar, 3/14/81
Greg Cook	(2) Last: 20-18, vs. Alabama, 2/5/77
Glenn Hansen	(5) Last: 29-17, vs. Ole Miss, 3/8/75
Ed LeBlanc	20-21, vs. Tulane, 12/3/75
Collis Temple	23-16, vs. Auburn, 1/26/74

# 20-10 Games

## 20-point, 10-rebound games (since 1973-74)

### 2019-20

Darius Days	(2) Last: 20-10, vs. Missouri, 2/13/20
Emmitt Williams	(2) Last: 24-11, at Vandy, 2/5/19

### 2018-19

Naz Reid	26-14, vs. Florida, 3/15/19
----------	-----------------------------

### 2017-18

Duop Reath	(2) Last: 31-13 at Vandy, 1/20/18
Aaron Epps	26-16 vs. Houston, 12/13/17

### 2016-17

Duop Reath	23-14, vs. Wofford, 11/12/16
Antonio Blakeney	21-12, vs. Arkansas, 2/11/17

### 2015-16

Ben Simmons	(3) Last: 28-17, at Florida, 01/09/16
-------------	---------------------------------------

### 2014-15

Jordan Mickey	(8) Last: 20-11, at Tennessee, 2/14/15
Jarell Martin	(5) Last: 25-12, at Auburn, 2/24/15

### 2013-14

Johnny O'Bryant III	20-16, at Alabama, 2/15/14
---------------------	----------------------------

### 2012-13

Johnny O'Bryant III	(4) Last: 24-10, vs. Alabama, 2/23/13
Shavon Coleman	25-10, vs. McNeese, 11/13/12

### 2011-12

Justin Hamilton	23-16, vs. Ole Miss, 1/7/12
-----------------	-----------------------------

### 2009-10

Tasmin Mitchell	(4) Last: 26-10, vs. Mississippi State, 1/30/10
Storm Warren	(2) Last: 21-16, vs. Northwestern State, 12/12/09

### 2008-09

Tasmin Mitchell	(3) Last: 20-13, vs. Arkansas, 2/18/09
-----------------	--

### 2007-08

Anthony Randolph	(3) Last: 20-10, vs. South Carolina, 2/27/08
Marcus Thornton	36-10, vs. Georgia, 3/2/08

### 2006-07

Glen Davis	(10) Last: 25-15, vs. Tennessee, 3/8/07
Tasmin Mitchell	23-10, vs. Texas, 12/10/06

### 2005-06

Glen Davis	(10) Last: 22-13, vs. Iona, 3/15/06
Tyrus Thomas	(3) Last: 21-13, vs. Texas, 3/25/06

### 2004-05

Brandon Bass	(7) Last: 25-12, vs. UAB, 3/17/05
Glen Davis	(2) Last: 26-18, vs. Arkansas, 1/19/05

### 2003-04

Jaime Lloreda	(4) Last: 22-11, vs. UAB, 12/27/03
Brandon Bass	22-10, vs. UAB, 12/27/03

### 2002-03

Jaime Lloreda	(3) Last: 21-14, vs. Purdue, 3/24/03
Ronald Dupree	25-13, vs. Arkansas, 2/22/03

### 2001-02

Collis Temple III	(3) Last: 20-11, vs. Louisiana-Lafayette, 12/4/01
Ronald Dupree	(3) Last: 22-13, vs. Kentucky, 2/9/02

### 2000-01

Ronald Dupree	(5) Last: 22-10, vs. Arkansas, 3/9/01
Collis Temple III	20-10, vs. Nicholls State, 12/22/00

### 1998-99

Jabari Smith	(3) Last: 30-15, vs. Alabama, 2/10/99
Brian Beshara	24-13, vs. Belmont, 12/29/98

### 1996-97

Duane Spencer	(2) Last: 26-13, vs. Auburn, 2/8/97
---------------	-------------------------------------

### 1995-96

Roman Rubchenko	29-10, vs. Dayton, 11/26/95
Misha Mutavdzic	22-12, vs. Jackson State, 12/22/95

### 1994-95

Ronnie Henderson	30-10, vs. Auburn, 1/21/96
------------------	----------------------------

### 1993-94

Misha Mutavdzic	(2) Last: 25-19, vs. McNeese State, 11/29/94
Ronnie Henderson	34-10, vs. Troy, 12/6/94

### 1993-94

Clarence Ceasar	20-13, vs. Vanderbilt, 1/28/95
Roman Rubchenko	20-11, vs. South Carolina, 3/1/95

### 1993-94

Clarence Ceasar	(3) Last: 33-12, vs. Arkansas, 3/2/94
Jaime Brandon	21-11, vs. McNeese State, 12/16/93

### 1992-93

Geert Hammink	(6) Last: 22-18, vs. Ole Miss, 3/6/93
Jaime Brandon	(3) Last: 24-11, vs. Texas, 2/7/93

### 1991-92

Sean Gipson	23-10, vs. McNeese State, 12/1/92
-------------	-----------------------------------

### 1991-92

Shaquille O'Neal	(22) Last: 36-12, vs. Indiana, 3/21/92
------------------	--

### 1990-91

Shaquille O'Neal	(19) Last: 27-16, vs. Connecticut, 3/14/91
Vernel Singleton	(2) Last: 25-10, vs. Nicholls State, 12/29/90

### 1989-90

Geert Hammink	20-10, vs. Mississippi State, 3/2/91
Stanley Roberts	(6) Last: 21-15, vs. Georgia Tech, 3/17/90

### 1988-89

Shaquille O'Neal	(5) Last: 20-14, vs. Ole Miss, 3/3/90
Ricky Blanton	(5) Last: 21-10, vs. Florida, 3/1/89

### 1988-89

Vernel Singleton	(2) Last: 21-12, vs. Georgia, 2/20/89
Wayne Sims	20-10, vs. Oral Roberts, 11/30/88

### 1987-88

Jose Vargas	(5) Last: 28-10, vs. Tennessee, 2/13/88
Ricky Blanton	(5) Last: 27-10, vs. Florida, 3/6/88

### 1986-87

Wayne Sims	25-12, vs. Vanderbilt, 2/6/88
Jose Vargas	33-18, vs. Florida, 12/16/86

### 1986-87

Anthony Wilson	22-10, vs. BYU-Hawaii, 12/31/86
Bernard Woodside	26-10, vs. Denison, 1/1/87

### 1985-86

Nikita Wilson	24-10, vs. Tennessee, 1/8/87
John Williams	(9) Last: 28-10, vs. Kentucky, 3/7/86

### 1985-86

Don Redden	(2) Last: 31-10, vs. Hawaii Pacific, 12/1/85
John Williams	(2) Last: 29-15, vs. UNC-Wilmington, 12/22/84

### 1984-85

Nikita Wilson	(3) Last: 22-10, vs. Auburn, 2/27/85
Jose Vargas	22-10, vs. Loyola (Ill.), 11/28/84

### 1984-85

Jerry Reynolds	20-10, vs. Vanderbilt, 1/19/85
Jerry Reynolds	(5) Last: 21-10, vs. Florida, 2/27/84

### 1983-84

Steffond Johnson	20-15, vs. Ole Miss, 2/12/84
Leonard Mitchell	(2) Last: 25-13, vs. Mississippi State, 2/21/83

### 1982-83

Howard Carter	20-14, vs. Alabama, 2/19/83
Jerry Reynolds	20-14, vs. Loyola (Ill.), 12/6/82

### 1981-82

Derrick Taylor	23-10, vs. UCLA, 12/23/81
Tyrone Black	23-11, vs. Houston, 12/29/81

### 1980-81

Rudy Macklin	(8) Last: 21-10, vs. Wichita State, 3/22/81
Howard Carter	25-15, vs. Florida, 1/3/81

### 1980-81

Leonard Mitchell	27-12, vs. Florida, 3/3/81
Rudy Macklin	(6) Last: 31-19, vs. Alcorn State, 3/9/80

### 1979-80

DeWayne Scales	(6) Last: 27-11, vs. Alabama, 2/28/80
DeWayne Scales	(3) Last: 22-11, vs. Alabama, 1/10/79

### 1978-79

Rudy Macklin	25-16, vs. St. Francis, 11/24/78
Rudy Macklin	(10) Last: 25-15, vs. Alabama, 3/6/78

### 1977-78

Rudy Macklin	(6) Last: 25-14, vs. Vanderbilt, 2/21/77
Greg Cook	(3) Last: 24-12, vs. Auburn, 2/26/77

### 1976-77

Floyd Bailey	(4) Last: 23-13, vs. Alabama, 2/14/76
Ed LeBlanc	(2) Last: 23-12, vs. Georgia, 2/21/76

### 1975-76

Floyd Bailey	(7) Last: 29-17, vs. Ole Miss, 3/8/75
Ed LeBlanc	(3) Last: 24-14, vs. St. Peter's, 12/27/74

### 1974-75

Floyd Bailey	20-11, vs. Alabama, 1/18/75
Glenn Hansen	(6) Last: 24-14, vs. Ole Miss, 3/4/74

### 1973-74


Collis Temple	(5) Last: 20-14, vs. Tennessee, 3/2/74
---------------	--



# Most Games of 30-20-10



Pete Maravich



Rudy Macklin



Ricky Blanton

## Most Games of 30 or More Points (Since 1967)

Pete Maravich	74
Mahmoud Abdul-Rauf	27
Shaquille O'Neal	15
Ronnie Henderson	13
Marcus Thornton	8
Kenny Higgs	7
Rudy Macklin	7
Glenn Hansen	6
Ricky Blanton	6
Al Sanders	5
DeWayne Scales	5
Bill Newton	4
Jose Vargas	3
Tasmin Mitchell	3
Antonio Blakeney	3
Tremont Waters	2
Duop Reath	2
Ben Simmons	2
Skylar Mays	2

## Most Games 15+ Rebounds (Since 1967)

Shaquille O'Neal	34
Durand Macklin	12
DeWayne Scales	8
Glen Davis	8
Jaime Lloreda	6
Ben Simmons	5
Lionel Green	5
Ronald Dupree	4
Jordan Mickey	3
Al Sanders	3
Greg Cook	3
Leonard Mitchell	3
Tasmin Mitchell	3
Geert Hammink	3
Stanley Roberts	3

Duop Reath	3
Jarell Martin	2

## Most Games 10 Assists or More

Ethan Martin	11
Tremont Waters	10
Randy Livingston	8
Kenny Higgs	7
Torris Bright	5
DeJuan Collins	2
Ben Simmons	1
Tim Quarterman	1
Josh Gray	1
Skylar Mays	1
Javonte Smart	1

## Most 20-point 10 Rebound Games

Shaquille O'Neal	46
Rudy Macklin	31
Glen Davis	20
Glenn Hansen	13
Ben Simmons	12
John Williams	11
Johnny O'Bryant III	10
Ricky Blanton	10
Jordan Mickey	9
Ronald Dupree	9
DeWayne Scales	9
Tasmin Mitchell	8
Brandon Bass	8
Jaime Lloreda	7
Geert Hammink	7
Jose Vargas	7
Stanley Roberts	6
Jerry Reynolds	6
Jarell Martin	5
Floyd Bailey	5

Ed LeBlanc	5
Collis Temple, Jr.,	5
Tyrus Thomas	4
Collis Temple III	4
Clarence Ceasar	4
Jamie Brandon	4
Vernel Singleton	4
Nikita Wilson	4
Duop Reath	3
Jabari Smith	3
Leonard Mitchell	3
Greg Cook	3

## Most 20 point 15 Rebound games

Shaquille O'Neal	19
Rudy Macklin	11
Glen Davis	5
Glenn Hansen	5
Ben Simmons	3
Stanley Roberts	3
Greg Cook	2
DeWayne Scales	2
Ricky Blanton	2
Geert Hammink	2
Brandon Bass	2
Jordan Mickey	2

## Most 20 point 20 Rebound Games

Shaquille O'Neal	5
8 other players	1



# Will Wade Single Game Individual Superlatives

## MOST POINTS

- 39 -- Tremont Waters vs. Marquette, Nov. 22, 2017
- 36 -- Tremont Waters at Texas A&M, Jan. 30, 2019
- 31 -- Duop Reath at Vanderbilt, Jan. 20, 2018
- 30 -- Marlon Taylor vs. Georgia, March 7, 2020  
30 -- Skylar Mays at Auburn, Feb. 8, 2020  
30 -- Skylar Mays vs. Utah State, Nov. 22, 2019  
30 -- Duop Reath vs. UNCW, Dec. 10, 2017
- 29 -- Javonte Smart vs. Tennessee, Feb. 23, 2019  
29 -- Naz Reid at Mississippi State, Feb. 6, 2019  
29 -- Naz Reid vs. UNCG, Nov. 9, 2018
- 28 -- Skylar Mays at Arkansas, March 4, 2020  
28 -- Tremont Waters vs. Miss. State, March 8, 2018  
28 -- Tremont Waters vs. Vanderbilt, Feb. 20, 2018
- 27 -- Emmitt Williams vs. Rhode Island, Nov. 24, 2019  
27 -- Naz Reid at Arkansas, Jan. 12, 2019  
27 -- Tremont Waters vs. Arkansas, Feb. 3, 2018  
27 -- Tremont Waters vs. Alcorn State, Nov. 20, 2017
- 26 -- Trendon Watford at Vanderbilt, Feb. 5, 2020  
26 -- Naz Reid vs. Florida, March 15, 2019  
26 -- Tremont Waters vs. Georgia, Jan. 23, 2019  
26 -- Duop Reath vs. UL Lafayette, March 14, 2018  
26 -- Duop Reath vs. Ole Miss, Feb. 10, 2018  
26 -- Aaron Epps, vs. Houston, Dec. 13, 2017

## MOST FIELD GOAL MADE

- 13 -- Duop Reath at Vanderbilt, Jan. 20, 2018  
13 -- Duop Reath vs. UNCW, Dec. 20, 2017  
13 -- Tremont Waters vs. Marquette, Nov. 22, 2017
- 12 -- Emmitt Williams vs. Rhode Island, Nov., 24, 2019
- 11 -- Naz Reid vs. Florida, March 15, 2019  
11 -- Tremont Waters at Mississippi State, Feb. 6, 2019  
11 -- Tremont Waters at Texas A&M, Jan. 30, 2019  
11 -- Naz Reid vs. UNCG, Nov. 9, 2018  
11 -- Duop Reath vs. Kentucky, Jan. 3, 2018
- 10 -- Marlon Taylor vs. Georgia, March 7, 2020  
10 -- Emmitt Williams at Florida, Feb. 26, 2020  
10 -- Skylar Mays vs. Utah State, Nov. 22, 2019  
10 -- Naz Reid at Mississippi State, Feb. 6, 2019  
10 -- Naz Reid at Arkansas, Jan. 12, 2019  
10 -- Duop Reath at UL-Lafayette, March 14, 2018  
10 -- Tremont Waters vs. Miss. State, March 8, 2018  
10 -- Tremont Waters vs. Vanderbilt, Feb. 20, 2018  
10 -- Duop Reath vs. Ole Miss, Feb. 10, 2018

## MOST FIELD GOALS ATTEMPTED

- 22 -- Javonte Smart vs. Tennessee, Feb. 23, 2019  
22 -- Tremont Waters vs. Marquette, Nov. 22, 2017
- 20 -- Naz Reid vs. Florida, March 15, 2019  
20 -- Tremont Waters vs. Miss. State, March 8, 2018  
20 -- Tremont Waters at Georgia, Feb. 24, 2018  
20 -- Duop Reath at Vanderbilt, Jan. 20, 2018
- 18 -- Tremont Waters at Mississippi State, Feb. 6, 2019  
18 -- Tremont Waters at Texas A&M, Jan. 30, 2019  
18 -- Tremont Waters vs. Furman, Dec. 21, 2018  
18 -- Tremont Waters vs. Vandy, Feb. 20, 2018

## FIELD GOAL PERCENTAGE (MIN. 7 MADE)

- 100.0 (7-7) -- Kaveil Bigby-Williams vs. Memphis, Nov. 13, 2018
- 87.5 (7-8) -- Marlon Taylor vs. Arkansas, Jan. 12, 2019  
87.5 (7-8) -- Naz Reid vs. UIW, Dec. 9, 2018
- 83.3 (10-12) -- Emmitt Williams at Florida, Feb. 26, 2020  
83.3 (10-12) -- Naz Reid at Arkansas, Jan. 12, 2019  
83.3 (10-12) -- Duop Reath vs. Ole Miss, Feb. 20, 2018
- 80.0 (8-10) -- Daryl Edwards at Alabama, Feb. 13, 2018
- 78.6 (11-14) -- Naz Reid vs. UNCG, Nov. 9, 2018
- 77.8 (7-9) -- Skylar Mays vs. Florida State, Nov. 23, 2018
- 76.9 (10-13) -- Skylar Mays vs. Utah State, Nov. 22, 2019
- 76.5 (13-17) -- Duop Reath vs. UNCW, Dec. 10, 2017
- 72.7 (8-11) -- Skylar Mays vs. Okla. State, Nov. 25, 2018
- 71.4 (10-14) -- Duop Reath vs. UL-Lafayette, March 14, 2018
- 70.6 (12-17) -- Emmitt Williams vs. Rhode Island, Nov. 24, 2019
- 70.0 (7-10) -- Emmitt Williams vs. ETSU, Dec. 18, 2019  
70.0 (7-10) -- Naz Reid vs. ULM, Dec. 28, 2018  
70.0 (7-10) -- Skylar Mays vs. Furman, Dec. 21, 2018  
70.0 (7-10) -- Javonte Smart vs. LA Tech, Nov. 16, 2018  
70.0 (7-10) -- Skylar Mays vs. SFA, Dec. 16, 2017

## MOST THREE-POINT FIELD GOALS MADE

- 6 -- Tremont Waters at Texas A&M, Jan. 30, 2019
- 5 -- Javonte Smart at Tennessee, Jan. 5, 2020  
5 -- Skylar Mays vs. Utah State, Nov. 22, 2019  
5 -- Darius Days vs. Vanderbilt, March 9, 2019  
5 -- Tremont Waters vs. Mississippi State, March 8, 2018  
5 -- Tremont Waters at Georgia, Feb. 24, 2018  
5 -- Tremont Waters at Texas A&M, Jan. 6, 2018  
5 -- Tremont Waters vs. Marquette, Nov. 22, 2017
- 4 -- 26 times by eight players

## MOST THREE-POINT FIELD GOALS ATTEMPTED

- 13 -- Tremont Waters at Georgia, Feb. 24, 2018
- 11 -- Tremont Waters vs. Marquette, Nov. 22, 2017
- 10 -- Skylar Mays at Auburn, Feb. 8, 2020  
10 -- Javonte Smart at Texas A&M, Jan. 14, 2020  
10 -- Skylar Mays at Texas A&M, Jan. 14, 2020  
10 -- Tremont Waters vs. Auburn, Feb. 9, 2019  
10 -- Tremont Waters at Texas A&M, Jan. 30, 2019  
10 -- Tremont Waters vs. Miss. State, March 8, 2018  
10 -- Skylar Mays at South Carolina, Feb. 28, 2018  
10 -- Skylar Mays vs. UT-Martin, Nov. 29, 2017
- 9 -- 12 times

## THREE-POINT FIELD GOAL PERCENTAGE (MIN. 4 MADE)

- 100.0 (4-4) -- Naz Reid at Arkansas, Jan. 12, 2019
- 83.3 (5-6) -- Skylar Mays vs. Utah State, Nov. 22, 2019  
83.3 (5-6) -- Darius Days vs. Vanderbilt, March 9, 2019
- 80.0 (4-5) -- Skylar Mays vs. Florida State, Nov. 23, 2018
- 66.7 (4-6) -- Darius Days at S. Carolina, Feb. 22, 2020  
66.7 (4-6) -- Javonte Smart at Alabama, Feb. 15, 2020  
66.7 (4-6) -- Naz Reid vs. UNCG, Nov. 9, 2028  
66.7 (4-6) -- Tremont Waters vs. Alcorn St., Nov. 10, 2017
- 60.0 (6-10) -- Tremont Waters at A&M, Jan. 30, 2019
- 57.1 (4-7) -- Skylar Mays at Arkansas, March 4, 2020  
57.1 (4-7) -- Skylar Mays vs. Texas A&M, Jan. 29, 2020

# Will Wade Single Game Individual Superlatives

- 57.1 (4-7) -- Skylar Mays at Alabama, Feb. 15, 2020
- 57.1 (4-7) -- Skylar Mays vs. Oklahoma St., Nov. 25, 2018
- 57.1 (4-7) -- Skylar Mays at Utah, March 19, 2018
- 57.1 (4-7) -- Brandon Smapson at Florida, Feb. 7, 2018
- 57.1 (4-7) -- Skylar Mays at Memphis, Dec. 28, 2017
- 57.1 (4-7) -- Skylar Mays vs. Samford, Nov. 16, 2017

## MOST FREE THROWS MADE

- 10 -- Skylar Mays at Arkansas, March 4, 2020
- 10 -- Skylar Mays at Auburn, Feb. 8, 2020
- 10 -- Emmitt Williams at Vanderbilt, Feb. 5, 2020
- 10 -- Emmitt Williams vs. Bowling Green, Nov. 8, 2019
- 10 -- Skylar Mays vs. Tennessee, Feb. 23, 2019
- 10 -- Skylar Mays at Missouri, Jan. 26, 2019
- 9 -- Darius Days vs. Missouri, Feb. 11, 2020
- 9 -- Trendon Watford at Vanderbilt, Feb. 5, 2020
- 9 -- Javonte Smart vs. Tennessee, Feb. 23, 2019
- 9 -- Naz Reid at Missouri, Jan. 26, 2019
- 9 -- Emmitt Williams vs. South Carolina, Jan. 19, 2019
- 9 -- Marlon Taylor at Houston, Dec. 12, 2018
- 9 -- Tremont Waters vs Arkansas, Feb. 3, 2018
14. 8 -- Skylar Mays vs. Missouri, Feb. 11, 2020
- 8 -- Skylar Mays vs. Alabama, Jan. 29, 2020
- 8 -- Skylar Mays vs. USC, Dec. 21, 2019
- 8 -- Javonte Smart vs. Bowling Green, Nov. 8, 2019
- 8 -- Skylar Mays at Alabama, March 2, 2019
- 8 -- Tremont Waters at Kentucky, Feb. 12, 2019
- 8 -- Skylar Mays vs. Auburn, Feb. 9, 2019
- 8 -- Naz Reid vs. Arkansas, Feb. 2, 2019
- 8 -- Tremont Waters at Texas A&M, Jan. 30, 2019
- 8 -- Skylar Mays vs. Georgia, Jan. 23, 2019
- 8 -- Marlon Taylor vs. South Carolina, Jan. 19, 2019
- 8 -- Javonte Smart vs. UNCG, Nov. 9, 2018
- 8 -- Tremont Waters at Georgia, Feb. 24, 2018
- 8 -- Tremont Waters vs. SFA, Dec. 16, 2017
- 8 -- Aaron Epps vs. Houston, Dec. 13, 2017
- 8 -- Tremont Waters vs Marquette, Nov. 22, 2017

## MOST FREE THROW ATTEMPTS

- 12 -- Emmitt Williams at Vanderbilt, Feb. 5, 2020
- 12 -- Emmitt Williams vs. Bowling Green, Nov. 8, 2019
- 12 -- Skylar Mays vs. Tennessee, Feb. 23, 2019
- 12 -- Skylar Mays vs. Missouri, Jan. 26, 2019
- 11 -- Skylar Mays at Arkansas, March 4, 2020
- 11 -- Trendon Watford vs. Ole Miss, Feb. 1, 2020
- 11 -- Emmitt Williams vs. Miss. State, Jan. 11, 2020
- 11 -- Tremont Waters vs. Georgia, Jan. 23, 2019
- 11 -- Marlon Taylor at Houston, Dec. 12, 2018
- 11 -- Tremont Waters at Georgia, Feb. 24, 2018
11. 10 -- Skylar Mays at Auburn, Feb. 8, 2020
- 10 -- Trendon Watford at Vandy, Feb. 5, 2020
- 10 -- Skylar Mays at USC, Dec. 21, 2019
- 10 -- Javonte Smart vs. Tennessee, Feb. 23, 2019
- 10 -- Skylar Mays vs. Auburn, Feb. 9, 2019
- 10 -- Emmitt Williams vs. South Carolina, Jan. 19, 2019
- 10 -- Tremont Waters vs. Arkansas, Feb. 3, 2018
- 10 -- Tremont Waters vs. SFA, Dec. 16, 2017

- 10 -- Tremont Waters vs. Marquette, Nov. 22, 2017

## FREE THROW PERCENTAGE (MINIMUM 8 MADE)

- 100.0 (10-10) -- Skylar Mays at Auburn, Feb. 8, 2020
- 100.0 (9-9) -- Darius Days vs. Missouri, Feb. 12, 2020
- 100.0 (9-9) -- Naz Reid at Missouri, Jan. 26, 2019
- 100.0 (8-8) -- Skylar Mays vs. Alabama, Jan. 29, 2020
- 100.0 (8-8) -- Skylar Mays at Alabama, March 2, 2019
- 100.0 (8-8) -- Tremont Waters at Kentucky, Feb. 12, 2019
- 100.0 (8-8) -- Tremont Waters at A&M, Jan. 30, 2019
- 100.0 (8-8) -- Skylar Mays vs. Georgia, Jan. 23, 2019
- 100.0 (8-8) -- Javonte Smart vs. UNCG, Nov. 9, 2018
- 100.0 (8-8) -- Skylar Mays vs. Marquette, Nov. 22, 2017
- 90.9 (10-11) -- Skylar Mays at Arkansas, March 4, 2020
- 90.0 (9-10) -- Trendon Watford at Vandy, Feb. 5, 2020
- 90.0 (9-10) -- Javonte Smart vs. Tennessee, Feb. 23, 2019
- 90.0 (9-10) -- Emmitt Williams vs. Saint Mary's, Dec. 15, 2018
- 90.0 (9-10) -- Tremont Waters vs. Arkansas, Feb. 3, 2018

## REBOUNDS

- 16 -- Darius Days vs. Arkansas, Jan. 8, 2020
- 16 -- Aaron Epps vs. Houston, Dec. 13, 2017
- 15 -- Trendon Watford vs. Alabama, Jan. 29, 2020
- 15 -- Naz Reid vs. Florida, Feb. 20, 2019
- 14 -- Naz Reid vs. Florida, March 15, 2019
- 14 -- Emmitt Williams at Florida, March 6, 2019
- 13 -- Naz Reid at Alabama, March 2, 2019
- 13 -- Kavell Bigby-Williams at Miss. State, Feb. 6, 2019
- 13 -- Emmitt Williams vs. South Carolina, Jan. 19, 2019
- 13 -- Kavell Bigby-Williams vs. Alabama, Jan. 8, 2019
- 13 -- Brandon Rachal at South Carolina, Feb. 28, 2018
- 13 -- Duop Reath at Vanderbilt, Jan. 20, 2018
13. 12 -- Trendon Watford vs. UMBC, Nov. 19, 2019
- 12 -- Emmitt Williams vs Nicholls, Nov. 16, 2019
- 12 -- Naz Reid vs. ULM, Dec. 28, 2018

## ASSISTS

- 11 -- Tremont Waters at Arkansas, Jan. 12, 2019
- 11 -- Tremont Waters vs. Charleston, Nov. 22, 2018
- 11 -- Tremont Waters vs. Arkansas, Feb. 3, 2018
- 10 -- Javonte Smart vs. Georgia, March 7, 2020
- 10 -- Tremont Waters vs. Auburn, Feb. 9, 2019
- 10 -- Tremont Waters vs. ULM, Dec. 28, 2018
- 10 -- Tremont Waters vs. UNCG, Nov. 9, 2018
- 10 -- Tremont Waters vs Miss. State, March 3, 2018
- 10 -- Tremont Waters vs. North Florida, Dec. 22, 2017
- 10 -- Tremont Waters vs. UNCW, Dec. 10, 2017
- 10 -- Tremont Waters vs. UT-Martin, Nov. 29, 2017
12. 9 -- Javonte Smart vs. Missouri State, Nov. 29, 2019
- 9 -- Tremont Waters at Missouri, Jan. 26, 2019
- 9 -- Tremont Waters at Ole Miss, Jan. 15, 2019
- 9 -- Tremont Waters vs. Vanderbilt, Feb. 20, 2019
- 9 -- Tremont Waters vs. Texas A&M, Jan. 23, 2018

# Will Wade Era Single Game/Season Superlatives

## BLOCKED SHOTS

1. 9 -- Kavell Bigby-Williams vs. Grambling, Dec. 1, 2018
2. 5 -- Kavell Bigby-Williams at Ole Miss, Jan. 15, 2019  
5 -- Kavell Bigby-Williams vs. Alabama, Jan. 8, 2019
4. 4 -- Emmitt Williams vs. Ole Miss, Feb. 1, 2020  
4 -- Emmitt Williams vs. Utah State, Nov. 22, 2019  
4 -- Charles Manning vs. Bowling Green, Nov. 8, 2019  
4 -- Kavell Bigby-Williams vs. Yale, March 21, 2019  
4 -- Naz Reid, vs. ULM, Dec. 28, 2018  
4 -- Duop Reath, vs. UL-Lafayette, March 14, 2018
10. 3 -- 16 times

## STEALS

1. 8 -- Tremont Waters vs ULM, Dec. 28, 2018  
8 -- Tremont Waters vs. Texas A&M, Jan. 23, 2018
3. 6 -- Tremont Waters vs. UNCG, Nov. 19, 2018  
6 -- Skylar Mays at Georgia, Feb. 24, 2018
5. 5 -- Darius Days at South Carolina, Feb. 22, 2020  
5 -- Tremont Waters vs. Auburn, Feb. 9, 2019  
5 -- Tremont Waters at Miss. State, Feb. 6, 2019  
5 -- Skylar Mays vs. South Carolina, Jan. 19, 2019  
5 -- Tremont Waters vs. Southeastern, Nov. 6, 2018  
5 -- Tremont Waters vs. Marquette, Nov. 22, 2017  
5 -- Tremont Waters vs. Alcorn State, Nov. 10, 2017

## MINUTES PLAYED

1. 45 -- Skylar Mays vs. Tennessee, Feb. 23, 2019
2. 44 -- Javonte Smart at Texas A&M, Jan. 14, 2020  
44 -- Javonte Smart vs. Tennessee, Feb. 23, 2019
4. 43 -- Skylar Mays at Florida, March 6, 2019
5. 42 -- Skylar Mays at Auburn, Feb. 8, 2020  
42 -- Skylar Mays at Texas A&M, Jan. 14, 2020  
42 -- Tremont Waters at Arkansas, Jan. 12, 2019
8. 41 -- Trendon Watford at Texas A&M, Jan. 14, 2020  
41 -- Skylar Mays at Arkansas, Jan. 12, 2019  
41 -- Naz Reid vs Florida State, Nov. 23, 2018
11. 40 -- Javonte Smart at Alabama, Feb. 15, 2020  
40 -- Javonte Smart at Auburn, Feb. 8, 2020  
40 -- Trendon Watford at Auburn, Feb. 8, 2020  
40 -- Javonte Smart at Florida, Feb. 20, 2019  
40 -- Skylar Mays vs. Florida, Feb. 20, 2019  
40 -- Skylar Mays at Miss. State, Feb. 6, 2019  
40 -- Tremont Waters vs. Marquette, Nov. 22, 2017

## SEASON INDIVIDUAL TOTALS

### TOTAL POINTS

1. 525 -- Tremont Waters, 2017-18
2. 517 -- Skylar Mays, 2019-20
3. 504 -- Tremont Waters, 2018-19
4. 470 -- Skylar Mays, 2018-19
5. 463 -- Naz Reid, 2018-19

### POINTS AVERAGE

1. 16.7 -- Skylar Mays, 2019-20
2. 15.9 -- Tremont Waters, 2017-18
3. 15.3 -- Tremont Waters, 2018-19
4. 13.6 -- Trendon Watford, 2019-20
5. 13.6 -- Naz Reid, 2019-20

## FIELD GOALS MADE

1. 172 -- Tremont Waters, 2018-19
2. 171 -- Naz Reid, 2018-19
3. 169 -- Skylar Mays, 2019-20
4. 168 -- Tremont Waters, 2017-18
5. 167 -- DUop Reath, 2017-18

## FIELD GOAL PERCENTAGE (MINIMUM 100 ATTEMPTS)

1. 61.7 (111-180) -- Kavell Bigby-Williams, 2018-19
2. 61.4 (89-145) -- Emmitt Williams, 2018-19
3. 56.0 (145-259) -- Emmitt Williams, 2019-20
4. 54.4 (167-307) -- Duop Reath, 2017-18
5. 52.3 (115-220) -- Aaron Epps, 2017-18

## THREE-POINT FIELD GOALS MADE

1. 72 -- Tremont Waters, 2017-18
2. 56 -- Tremont Waters, 2018-19
3. 55 -- Skylar Mays, 2018-19
4. 50 -- Skylar Mays, 2019-20
5. 47 -- Skylar Mays, 2017-18

## THREE-POINT FG PCT (MINIMUM 50 ATTEMPTS)

1. 39.4 (50-127) -- Skylar Mays, 2019-20
3. 38.2 (26-68) -- Darius Days, 2018-19
3. 35.1 (72-205) -- Tremont Waters, 2017-18
3. 35.1 (47-134) -- Skylar Mays, 2017-18
5. 33.3 (28-84) -- Naz Reid, 2018-19

## FREE THROWS MADE

1. 129 -- Skylar Mays, 2018-19
1. 129 -- Skylar Mays, 2019-20
3. 117 -- Tremont Waters, 2017-18
4. 113 -- Javonte Smart, 2019-20
5. 104 -- Tremont Waters, 2018-19

## FREE THROW PERCENTAGE (MINIMUM 75 ATTEMPTS)

1. 86.0 (129-150) -- Skylar Mays, 2018-19
2. 85.4 (129-151) -- Skylar Mays, 2019-20
3. 83.9 (73-87) -- Javonte Smart, 2018-19
4. 83.7 (77-92) -- Skylar Mays, 2017-18
5. 81.3 (104-128) -- Tremont Waters, 2018-19

## REBOUNDS

1. 245 -- Naz Reid, 2018-19
2. 234 -- Kavell Bigby-Williams, 2018-19
3. 224 -- Trendon Watford, 2019-20
4. 212 -- Darius Days, 2019-20
5. 204 -- Emmitt Williams, 2019-20

## REBOUND AVERAGE

1. 7.2 -- Trendon Watford, 2019-20
1. 7.2 -- Naz Reid, 2018-19
3. 6.8 -- Darius Day, 2019-20
4. 6.7 -- Kavell Bigby-Williams, 2018-19
5. 6.6 -- Emmitt Williams, 2019-20

# Will Wade Era Single Game Team Superlatives

## SCORING

- 109 -- vs. Northwestern State, Dec. 8, 2019
- 105 -- vs. Samford, Nov. 16, 2017
- 104 -- vs. North Florida, Dec. 22, 2017
- 99 -- vs. Alcorn State, Nov. 10, 2017
- 97 -- vs. UNCG, Nov. 9, 2018  
97 -- vs. UNCW, Dec. 10, 2017
- 96 -- vs. Rhode Island, Nov. 24, 2019
- 94 -- vs. Georgia, March 7, 2020  
94 -- at Arkansas, Jan. 12, 2019  
94 -- vs. Southeastern, Nov. 6, 2018  
94 -- vs. Arkansas, Feb. 3, 2018
- 92 -- at Miss. State, Jan. 23, 2019  
92 -- vs. Georgia, Jan. 23, 2019
- 91 -- vs. UIW, Dec. 9, 2018
- 90 -- at Arkansas, March 4, 2020  
90 -- at Auburn, Feb. 8, 2020  
90 -- at Vanderbilt, Feb. 5, 2020  
90 -- vs. Alabama, Jan. 29, 2020  
90 -- vs. New Orleans, Dec. 3, 2019
- 89 -- at Texas A&M, Jan. 14, 2020  
89 -- vs. Arkansas, Feb. 2, 2019  
89 -- vs. South Carolina, Jan. 19, 2019

## FIELD GOALS MADE

- 43 -- vs. North Florida, Dec. 22, 2017
- 40 -- vs. Northwestern State, Dec. 8, 2019
- 39 -- vs. Samford, Nov. 16, 2017
- 38 -- vs. Rhode Island, Nov. 24, 2019
- 36 -- vs. UNCW, Dec. 10, 2017  
36 -- vs. Alcorn State, Nov. 10, 2017
- 35 -- at Miss. State, Feb. 6, 2019
- 34 -- vs. Georgia, March 7, 2020  
34 -- vs. Alabama, Jan. 29, 2020  
34 -- vs. New Orleans, Dec. 3, 2019  
34 -- vs. UIW, Dec. 9, 2018  
34 -- vs. Memphis, Nov. 13, 2018
- 33 -- vs. Georgia, Jan. 23, 2019  
33 -- at Arkansas, Jan. 12, 2019
- 32 -- vs. Liberty, Dec. 29, 2019  
32 -- vs. ULM, Dec. 28, 2018  
32 -- vs. Southeastern, Nov. 6, 2018

## FIELD GOALS ATTEMPTED

- 80 -- vs. North Florida, Dec. 22, 2017
- 73 -- vs. Auburn, Feb. 9, 2019
- 72 -- at Florida, March 6, 2019
- 70 -- at Arkansas, March 4, 2020  
70 -- vs. Northwestern State, Dec. 8, 2019  
70 -- vs. Rhode Island, Nov. 24, 2019  
70 -- at Texas A&M, Jan. 30, 2019
- 69 -- at Georgia, Feb. 24, 2018
- 68 -- at Missouri, Jan. 26, 2019  
68 -- vs. Oklahoma State, Nov. 25, 2018

## FIELD GOAL PERCENTAGE

- 62.5 (30-48) -- vs. Vanderbilt, Feb. 20, 2018
- 61.0 (36-59) -- vs. Alcorn State, Nov. 10, 2017
- 60.0 (39-65) -- vs. Samford, Nov. 16, 2017
- 59.0 (36-61) -- vs. UNCW, Dec. 10, 2017
- 58.7 (27-46) -- vs. Michigan, Nov. 20, 2017
- 57.6 (34-59) -- vs. Georgia, March 7, 2020
- 55.7 (34-61) -- vs. UIW, Dec. 9, 2018
- 55.6 (40-72) -- vs. Northwestern State, Dec. 8, 2019

- 55.6 (30-54) -- at Georgia, Feb. 16, 2019
- 55.6 (30-54) -- vs. UNCG, Nov. 9, 2018
- 55.4 (31-56) -- vs. Furman, Dec. 21, 2018
- 54.8 (34-62) -- vs. New Orleans, Dec. 3, 2019
- 54.7 (35-64) -- vs. Miss. State, Feb. 6, 2019
- 54.3 (38-70) -- vs. Rhode Island, Nov. 24, 2019
- 54.0 (34-63) -- vs. Memphis, Nov. 13, 2018

## THREE-POINT FIELD GOALS MADE

- 15 -- vs. Arkansas, Feb. 3, 2018
- 14 -- at Texas A&M, Jan. 14, 2020
- 13 -- at Memphis, Dec. 28, 2017
- 12 -- at Auburn, Feb. 8, 2020  
12 -- vs. Vanderbilt, March 9, 2019  
12 -- at Texas A&M, Jan. 6, 2018
- 11 -- vs. Georgia, March 7, 2020  
11 -- at Arkansas, March 4, 2020  
11 -- at Alabama, Feb. 15, 2020  
11 -- vs. Utah State, Nov. 22, 2019  
11 -- vs. Florida State, Nov. 23, 2018

## THREE-POINT FIELD GOALS ATTEMPTED

- 38 -- at Texas A&M, Jan. 14, 2020
- 32 -- at Auburn, Feb. 8, 2020  
32 -- at Missouri, Jan. 26, 2019  
32 -- vs. Sam Houston State, Dec. 19, 2017
- 31 -- vs. Texas A&M, Feb. 29, 2020  
31 -- vs. Mississippi State, March 8, 2018  
31 -- at Georgia, Feb. 24, 2018
- 30 -- at Utah, March 19, 2018  
30 -- vs. Arkansas, Feb. 3, 2018  
30 -- vs. UT-Martin, Nov. 29, 2017

## THREE-POINT FIELD GOALS PERCENTAGE

- 66.7 (10-15) -- vs. Alabama, Jan. 8, 2019
- 57.9 (11-19) -- vs. Alcorn State, Nov. 10, 2017
- 52.4 (11-21) -- vs. Georgia, March 7, 2020
- 50.0 (12-24) -- vs. Vanderbilt, March 9, 2019  
50.0 (9-18) -- vs. UNCG, Nov. 9, 2017  
50.0 (15-30) -- vs. Arkansas, Feb. 3, 2018  
50.0 (13-26) -- at Memphis, Dec. 28, 2017
- 47.8 (11-23) -- vs. Miss. State, March 3, 2018
- 47.6 (10-21) -- at Tennessee, Jan. 4, 2020
- 47.4 (9-19) -- at Ole Miss, Jan. 15, 2019  
47.4 (9-19) -- vs. Vanderbilt, Feb. 20, 2018  
47.4 (9-20) -- vs. SFA, Dec. 16, 2017
- 44.4 (8-18) -- vs. Texas A&M, Jan. 23, 2018
- 44.0 (11-25) -- vs. Utah State, Nov. 22, 2019
- 42.9 (9-21) -- vs. Grambling, Dec. 1, 2018  
42.9 (12-28) -- at Texas A&M, Jan. 6, 2018

## FREE THROWS MADE

- 32 -- vs. Arkansas, Feb. 2, 2019  
32 -- vs. South Carolina, Jan. 19, 2019
- 29 -- vs. Missouri, Feb. 11, 2020  
29 -- at Missouri, Jan. 26, 2019  
29 -- at Houston, Dec. 12, 2018
- 28 -- at Vandy, Feb. 5, 2020  
28 -- vs. UNCG, Nov. 9, 2018
- 27 -- vs. Bowling Green, Nov. 8, 2019
- 25 -- at South Carolina, Feb. 22, 2020
- 24 -- vs. Florida, Jan. 21, 2020  
24 -- at Ole Miss, Jan. 18, 2020  
24 -- vs. Tennessee, Feb. 23, 2019



# Will Wade Era Single Game Team Superlatives

- 24 -- vs. Southeastern, Nov. 6, 2018
- 14. 23 -- vs. Ole Miss, Feb. 1, 2020
- 23 -- vs. Stephen F. Austin, Dec. 16, 2017
- 23 -- vs. Marquette, Nov. 22, 2017

## FREE THROW ATTEMPTS

- 1. 38 -- vs. Arkansas, Feb. 2, 2019
- 38 -- at Houston, Dec. 12, 2018
- 3. 37 -- at Missouri, Jan. 26, 2019
- 4. 36 -- at Vanderbilt, Feb. 5, 2020
- 5. 35 -- vs. South Carolina, Jan. 19, 2019
- 6. 34 -- vs. Missouri, Feb. 11, 2020
- 34 -- vs. Ole Miss, Feb. 1, 2020
- 34 -- vs. Bowling Green, Nov. 8, 2019
- 9. 31 -- at South Carolina, Feb. 22, 2020
- 31 -- vs. Florida, Jan. 21, 2020
- 31 -- vs. Tennessee, Feb. 23, 2019
- 31 -- vs. UNCG, Nov. 9, 2018
- 31 -- vs. Southeastern, Nov. 6, 2018

## FREE THROW PERCENTAGE

- 1. 95.0 (19-20) -- vs. Alabama, Jan. 29, 2020
- 95.0 (19-20) -- vs. Samford, Nov. 16, 2017
- 3. 91.4 (32-35) -- vs. South Carolina, Jan. 19, 2019
- 4. 91.3 (21-23) -- vs. Arkansas, Feb. 3, 2018
- 5. 90.3 (28-31) -- vs. UNCG, Nov. 9, 2018
- 6. 88.9 (24-27) -- vs. Jan. 18, 2020
- 7. 88.5 (23-26) -- vs. Marquette, Nov. 22, 2017
- 8. 88.0 (22-25) -- vs. Saint Mary's, Dec. 15, 2018
- 9. 87.5 (14-16) -- vs. Maryland, March 23, 2019
- 10. 86.4 (19-22) -- at Kentucky, Feb. 12, 2019
- 11. 85.7 (18-21) -- vs. Texas A&M, Feb. 26, 2019
- 85.7 (12-14) -- at Tennessee, Jan. 5, 2020
- 13. 85.3 (29-34) -- vs. Missouri, Feb. 11, 2020
- 14. 85.0 (17-20) -- at Texas A&M, Jan. 14, 2020
- 85.0 (17-20) -- vs. Houston, Dec. 13, 2017
- 85.0 (17-20) -- vs. UNCW, Dec. 10, 2017

## REBOUNDS

- 1. 53 -- vs. Arkansas, Jan. 6, 2020
- 2. 50 -- vs. North Florida, Dec. 22, 2017
- 3. 49 -- vs. Alabama, Jan. 29, 2020
- 49 -- vs. UMBC, Nov. 19, 2019
- 49 -- vs. South Carolina, Jan. 19, 2019
- 6. 48 -- at Texas A&M, Jan. 14, 2020
- 48 -- at Alabama, March 2, 2019
- 48 -- vs. Auburn, Feb. 9, 2019
- 9. 47 -- at Ole Miss, Jan. 18, 2020
- 47 -- vs. Northwestern State, Dec. 8, 2019
- 47 -- vs. Texas A&M, Feb. 26, 2019
- 12. 46 -- vs. Bowling Green, Nov. 8, 2019
- 46 -- vs. Yale, March 21, 2019
- 46 -- at Florida, March 6, 2019
- 15. 45 -- vs. Kentucky, Feb. 18, 2020
- 45 -- vs. Nicholls, Nov. 16, 2019
- 45 -- at Texas A&M, Jan. 30, 2019
- 45 -- vs. Grambling, Dec. 1, 2018

## ASSISTS

- 1. 29 -- vs. Samford, Nov. 16, 2017
- 2. 26 -- vs. North Florida, Dec. 22, 2017
- 3. 23 -- at Texas A&M, Jan. 14, 2020
- 23 -- vs. New Orleans, Dec. 3, 2019
- 5. 22 -- vs. UT\_Martin, Nov. 29, 2017
- 6. 19 -- vs. Georgia, March 7, 2020
- 19 -- vs. Rhode Island, Nov. 24, 2019
- 8. 18 -- vs. ULM, Dec. 28, 2018
- 18 -- vs. Charleston, Nov. 22, 2018
- 18 -- vs. Vanderbilt, Feb. 20, 2018
- 18 -- at Arkansas, Jan. 10, 2018
- 18 -- vs. Alcorn State, Nov. 10, 2017
- 13. 17 -- at Auburn, Feb. 8, 2020
- 17 -- vs. Florida, Jan. 21, 2020
- 17 -- vs. Vanderbilt, March 9, 2019
- 17 -- at Ole Miss, Jan. 15, 2019
- 17 -- vs. UIW, Dec. 9, 2019
- 17 -- vs. Miss. State, March 3, 2018
- 17 -- vs. Arkansas, Feb. 3, 2018

## BLOCKED SHOTS

- 1. 10 -- vs. Grambling State, Dec. 1, 2018
- 2. 8 -- vs. Bowling Green, Nov. 8, 2019
- 8 -- at Texas A&M, Jan. 30, 2019
- 8 -- vs. Alabama, Jan. 8, 2019
- 8 -- vs. UL-Lafayette, March 14, 2018
- 6. 7 -- vs. New Orleans, Dec. 3, 2019
- 7 -- vs. Utah State, Nov. 22, 2019
- 7 -- at Ole Miss, Jan. 15, 2019
- 7 -- vs. Florida State, Nov. 23, 2018
- 7 -- vs. Louisiana Tech, Nov. 16, 2018
- 7 -- vs. Arkansas, Feb. 3, 2018

## STEALS

- 1. 15 -- vs. North Florida, Dec. 22, 2017
- 2. 13 -- vs. Miss. State, Jan. 11, 2020
- 13 -- vs. Southeastern, Nov. 6, 2018
- 13 -- vs. Texas A&M, Jan. 23, 2018
- 13 -- vs. UT-Martin, Nov. 29, 2017
- 6. 12 -- vs. Auburn, Feb. 9, 2019
- 12 -- vs. ULM, Dec. 28, 2017
- 12 -- vs. UIW, Dec. 9, 2018
- 12 -- vs. Alcorn State, Dec. 9, 2018
- 10. 11 -- 12 times

# SEC Tournament Records

## Team Single Game

### MOST POINTS SCORED

99	– vs. Tennessee, 3/13/92, Birmingham, Ala.
95	– vs. Florida, 2/28/80, Birmingham, Alabama
92	– vs. Vanderbilt, 3/10/06, Atlanta, Georgia
89	– vs. Georgia, 3/7/87, Atlanta, Georgia
89	– vs. Ole Miss, 3/12/93, Lexington, Kentucky
89	– vs. Auburn, 3/11/05, Atlanta, Georgia

### MOST OPPONENTS POINTS

97	– by Florida, 3/4/99, Atlanta, Georgia
95	– by Tennessee, 3/10/89, Knoxville, Tennessee
92	– by Auburn, 3/8/91, Nashville, Tennessee
89	– by Tennessee, 3/13/92, Birmingham, Alabama
88	– by Georgia, 3/7/87, Atlanta, Georgia

### FEWEST POINTS SCORED

25	– vs. Alabama, 2/29/40, Knoxville, Tennessee
28	– vs. Kentucky, 3/3/44, Louisville, Kentucky
30	– vs. Alabama, 2/28/36, Knoxville, Tennessee
31	– vs. Alabama, 2/27/42, Louisville, Kentucky
34	– vs. Kentucky, 3/3/39, Knoxville, Tennessee

### FEWEST OPPONENT POINTS

28	– by Georgia, 3/2/39, Knoxville, Tennessee
29	– by Tulane, 2/28/46, Louisville, Kentucky
33	– by Auburn, 2/20/33, Atlanta, Georgia
34	– by Auburn, 3/3/38, Baton Rouge, Louisiana
34	– by Ole Miss, 3/1/46, Louisville, Kentucky

### FIELD GOALS MADE (SINCE 1951)

39	– vs. Florida, 2/28/80, Birmingham, Alabama
34	– vs. Vanderbilt, 3/10/06, Nashville, Tennessee
33	– vs. Miss. State, 2/28/52, Louisville, Kentucky
33	– vs. Kentucky, 3/1/80, Birmingham, Alabama
33	– vs. Kentucky, 3/12/88, Baton Rouge, Louisiana
33	– vs. Tennessee, 3/13/92, Birmingham, Alabama

### OPP. FIELD GOALS MADE

35	– by Kentucky, 3/12/88, Baton Rouge, Louisiana
35	– by Tennessee, 3/13/92, Birmingham, Alabama
34	– by Vanderbilt, 3/11/88, Baton Rouge, Louisiana
34	– by South Carolina, 3/12/04, Atlanta, Georgia
33	– by Florida, 2/28/80, Birmingham, Alabama
33	– by Kentucky, 3/1/80, Birmingham, Alabama
33	– by Auburn, 3/8/91, Nashville, Tennessee

### FIELD GOAL ATTEMPTS

80	– vs. Tennessee, 3/10/89, Knoxville, Tennessee
80	– vs. Georgia, 3/10/94, Memphis, Tennessee
79	– vs. Kentucky, 3/2/79, Birmingham, Alabama
73	– vs. Kentucky, 3/14/92, Birmingham, Alabama
71	– vs. Miss. State, 3/14/09, Tampa, Florida

### OPP. FIELD GOAL ATTEMPTS

76	– by Kentucky, 3/14/93, Lexington, Kentucky
75	– by Tennessee, 3/13/92, Birmingham, Alabama
73	– by Georgia, 3/7/87, Atlanta, Georgia
70	– by Tennessee, 3/8/07, Atlanta, Georgia
68	– five times

### FIELD GOAL PERCENTAGE

60.9	(36-64) – vs. UF, 2/28/80, Birmingham, Alabama
59.6	(31-52) – vs. Ole Miss, 3/12/93, Lexington
56.7	(34-60) – vs. Vandy, 3/10/06, Nashville
55.6	(30-54) – vs. UF, 3/5/81, Birmingham, Alabama
55.2	(32-58) – vs. Auburn, 3/11/05, Atlanta, Georgia

### OPP. FIELD GOAL PERCENTAGE

62.3	(33-53) – by UK, 3/1/80, Birmingham, Alabama
58.6	(34-58) – by Carolina, 3/12/04, Atlanta, Georgia
58.3	(28-48) – by Miss. St., 3/8/18, St. Louis, Missouri
57.4	(27-47) – by UGA, 3/6/81, Birmingham, Alabama
56.6	(32-58) – by Tenn., 3/11/83, Birmingham

### THREE-POINT FIELD GOALS MADE

11	– vs. Auburn, 3/11/05, Atlanta, Georgia
11	– vs. Alabama, 3/13/14, Atlanta, Georgia
11	– vs. Miss. State, 3/8/18, St. Louis, Missouri
10	– vs. Vanderbilt, 3/10/00, Atlanta, Georgia
10	– vs. Arkansas, 3/13/03, New Orleans, Louisiana

### OPP. THREE-POINT FIELD GOALS MADE

17	– by Florida, 3/4/99, Atlanta, Georgia
14	– by Kentucky, 3/14/93, Lexington, Kentucky
12	– by South Carolina, 3/12/04, Atlanta, Georgia
11	– by Vanderbilt, 3/9/95, Atlanta, Georgia
11	– by Vanderbilt, 3/10/06, Nashville, Tennessee
11	– by Florida, 3/15/13, Nashville, Tennessee
11	– by Miss. State, 3/8/17, St. Louis, Missouri

### THREE-POINT FIELD GOAL ATTEMPTS

31	– vs. Miss. State, 3/8/18, Nashville, Tennessee
30	– vs. Vanderbilt, 3/10/00, Atlanta, Georgia
29	– vs. Georgia, 3/10/94, Memphis, Tennessee
27	– vs. Texas A&M, 3/12/16, Nashville, Tennessee
26	– vs. South Carolina, 3/7/96, New Orleans

### OPP. THREE-POINT FIELD GOAL ATTEMPTS

44	– by Kentucky, 3/14/93, Lexington, Kentucky
36	– by Florida, 3/4/99, Atlanta, Georgia
31	– by Tennessee, 3/8/07, Atlanta, Georgia
30	– by Vanderbilt, 3/9/95, Atlanta, Georgia
30	– by Miss. State, 3/8/17, St. Louis, Missouri

### THREE-POINT FIELD GOAL PERCENTAGE

80.0	(4-5) – vs. Miss. State, 3/5/87, Atlanta, Georgia
61.1	(11-18) – vs. Auburn, 3/11/05, Atlanta, Georgia
60.0	(6-10) – vs. Georgia, 3/7/87, Atlanta, Georgia
58.3	(7-12) – vs. Georgia, 3/8/02, Atlanta, Georgia
57.1	(8-14) – vs. Vandy, 3/10/06, Nashville, Tennessee

### OPP. THREE-POINT FG PERCENTAGE

100.0	(3-3) – by Miss. State, 3/5/87, Atlanta, Georgia
69.2	(9-13) – by Auburn, 3/8/91, Nashville, Tennessee
58.8	(10-17) – by Miss. St., 3/8/18, Nashville
57.1	(12-21) – by South Carolina, 3/12/04, Atlanta
55.0	(11-20) – by Florida, 3/15/13, Nashville, Tennessee

### FREE THROWS MADE (SINCE 1951)

31	– vs. Tennessee, 3/13/92, Birmingham, Alabama
29	– vs. Georgia, 3/7/87, Atlanta, Georgia
28	– vs. Vanderbilt, 3/11/88, Baton Rouge, Louisiana
25	– vs. Florida, 3/5/81, Birmingham, Alabama
25	– vs. Arkansas, 3/9/01, Nashville, Tennessee
25	– vs. Auburn, 3/13/15, Nashville, Tennessee

### OPP. FREE THROWS MADE

30	– vs. Georgia, 3/10/94, Memphis, Tennessee
27	– vs. Alabama, 3/8/87, Atlanta, Georgia
26	– vs. Kentucky, 3/2/79, Birmingham, Alabama
26	– vs. Kentucky, 3/14/14, Atlanta, Georgia
25	– vs. Tennessee, 3/5/98, Atlanta, Georgia

### FREE THROW ATTEMPTS

50	– by Georgia, 3/10/94, Memphis, Tennessee
41	– by Kentucky, 3/14/14, Atlanta, Georgia
37	– by Tennessee, 3/8/89, Knoxville, Tennessee
36	– by Auburn, 3/13/15, Nashville, Tennessee
35	– by Miss. State, 3/14/09, Tampa, Florida

### FREE THROW PERCENTAGE

100.0	(11-11) – vs. Tenn., 3/11/83, Birmingham, Alabama
100.0	(10-10) – vs. UK, 3/7/86, Lexington, Kentucky
90.3	(28-31) – vs. Vandy, 3/11/88, Nashville, Tennessee
85.7	(18-21) – vs. Ala., 3/8/84, Nashville, Tennessee
83.3	(5-6) – vs. Auburn, 3/7/85, Birmingham, Alabama
83.3	(15-18) – vs. Miss. St., 3/8/17, Nashville

### OPP. FREE THROW PERCENTAGE

92.3	(12-13) – by Miss. State, 3/8/17, St. Louis, Missouri
87.1	(27-31) – by Alabama, 3/8/87, Atlanta, Georgia
85.7	(12-14) – by UK, 3/1/80, Birmingham, Alabama
84.6	(22-26) – by Ole Miss, 3/9/07, Atlanta, Georgia
83.3	(10-12) – by Tenn., 3/13/92, Birmingham, Alabama

### MOST REBOUNDS

49	– vs. Miss. State, 3/14/09, Tampa, Florida
47	– vs. Tennessee, 3/13/92, Birmingham, Alabama
46	– vs. Florida, 3/6/86, Lexington, Kentucky
46	– vs. Kentucky, 3/12/05, Atlanta, Georgia
46	– vs. Auburn, 3/13/15, Nashville, Tennessee

### MOST OPPONENT REBOUNDS

52	– by Tennessee, 3/10/89, Knoxville, Tennessee
52	– by Texas A&M, 3/12/16, Nashville, Tennessee
49	– by Kentucky, 3/14/93, Lexington, Kentucky
49	– by Georgia, 3/10/94, Memphis, Tennessee
48	– by Miss. State, 3/14/09, Tampa, Florida
48	– by Vanderbilt, 3/10/11, Atlanta, Georgia
48	– by Georgia, 3/14/13, Nashville, Tennessee
48	– by Kentucky, 3/14/2014, Atlanta, Georgia

### MOST ASSISTS

22	– vs. Ole Miss, 3/12/93, Lexington, Kentucky
21	– vs. Kentucky, 3/1/80, Birmingham, Alabama
19	– vs. Alabama, 3/13/14, Atlanta, Georgia
18	– vs. Vanderbilt, 3/10/06, Nashville, Tennessee
17	– vs. Kentucky, 3/12/88, Baton Rouge, Louisiana
17	– vs. Tennessee, 3/13/92, Birmingham, Alabama

### MOST OPPONENT ASSISTS

26	– by Kentucky, 3/14/93, Lexington, Kentucky
23	– by Vanderbilt, 3/9/95, Atlanta, Georgia
22	– by South Carolina, 3/7/96, New Orleans
21	– by Tennessee, 3/13/92, Birmingham, Alabama
20	– by Kentucky, 3/14/92, Birmingham, Alabama
20	– by South Carolina, 3/13/08, Atlanta, Georgia

### MOST BLOCKS

13	– vs. Auburn, 3/9/90, Orlando, Florida
8	– vs. Miss. State, 3/15/03, New Orleans, Louisiana
8	– vs. Tennessee, 3/8/07, Atlanta, Georgia
8	– vs. Miss. State, 3/14/09, Tampa, Florida
8	– vs. Auburn, 3/13/15, Nashville, Tennessee

### MOST OPPONENT BLOCKS

11	– by Kentucky, 3/14/14, Atlanta, Georgia
10	– by Kentucky, 3/14/93, Lexington, Kentucky
9	– by Tennessee, 3/5/98, Atlanta, Georgia
9	– by Mississippi State, 3/14/09, Tampa, Florida
9	– vs. Kentucky, 3/9/12, New Orleans, Louisiana

### MOST STEALS

13	– vs. Florida, 3/6/87, Atlanta, Georgia
13	– vs. Kentucky, 3/9/12, New Orleans, Louisiana
12	– vs. Vanderbilt, 3/13/93, Lexington, Kentucky
11	– vs. Miss. State, 3/5/87, Atlanta, Georgia
11	– vs. Ole Miss, 3/12/93, Lexington, Kentucky
11	– vs. Vanderbilt, 3/7/02, Atlanta, Georgia
11	– vs. Miss. State, 3/8/18, Nashville, Tennessee

### MOST OPPONENT STEALS

16	– by Vanderbilt, 3/9/95, Atlanta, Georgia
14	– by Tennessee, 3/8/07, Atlanta, Georgia
12	– by Arkansas, 3/11/00, Atlanta, Georgia
12	– by Georgia, 3/8/02, Atlanta, Georgia
12	– by Miss. State, 3/8/17, Nashville, Tennessee

### MARGIN OF VICTORY

45	(74-29) – vs. Tulane, 2/28/46, Louisville, Kentucky
35	(69-34) – vs. Ole Miss, 3/1/46, Louisville, Kentucky
33	(77-44) – vs. Miss. St., 2/28/52, Louisville
31	(89-58) – vs. Auburn, 3/11/05, Atlanta, Georgia
29	(67-38) – vs. Auburn, Louisville, Kentucky
29	(85-56) – vs. Arkansas, New Orleans, Louisiana

### MARGIN OF DEFEAT

33	(38-71) – vs. Texas A&M, 3/12/16, Nashville
28	(40-68) – vs. Ole Miss, 3/4/38, Baton Rouge
27	(28-55) – vs. Kentucky, 3/3/44, Louisville
27	(52-79) – vs. Miss. State, 3/8/17, Nashville
26	(25-51) – vs. Alabama, 2/29/40, Knoxville
26	(37-63) – vs. Kentucky, 3/2/45, Louisville

# SEC Tournament Records

## Individual Single Game

### MOST POINTS

37 – \*\* Mahmoud Abdul-Rauf, vs. Tennessee, 3/10/89, Knoxville, Tennessee  
31 – Anthony Wilson, vs. Georgia, 3/7/87, Atlanta, Georgia  
30 – Ricky Blanton, vs. Vanderbilt, 3/11/88, Baton Rouge  
28 – Tremont Waters, vs. Miss. State, 3/8/18, St. Louis, Missouri  
28 – Glen Davis, vs. Vanderbilt, 3/10/06, Atlanta, Georgia  
28 – Jermaine Williams, vs. Kentucky, 3/7/86, Lexington, Kentucky  
27 – Derrick Taylor, vs. Florida, 3/6/86, Lexington, Kentucky  
27 – Leonard Mitchell, vs. Florida, 3/5/81, Birmingham, Alabama  
26 – Naz Reid, vs. Florida, 3/15/19, Nashville, Tennessee  
26 – Mahmoud Abdul-Rauf, vs. Auburn, 3/9/90, Orlando, Florida  
26 – Nikita Wilson, vs. Alabama, 3/8/87, Atlanta, Georgia

### MOST FIELD GOAL ATTEMPTS

36 – Mahmoud Abdul-Rauf, vs. Tennessee, 3/10/89, Knoxville, Tennessee  
21 – Jermaine Williams, vs. Kentucky, 3/1/80, Birmingham, Alabama  
20 – Tremont Waters, vs. Miss. State, 3/8/18, St. Louis, Missouri  
20 – Naz Reid, vs. Florida, 3/15/19, Nashville, Tennessee  
20 – Anthony Wilson, vs. Georgia, 3/7/87, Atlanta, Tennessee  
20 – Geert Hammink, vs. Kentucky, 3/14/93, Lexington, Kentucky  
20 – Ricky Blanton, vs. Vanderbilt, 3/11/88, Baton Rouge, Louisiana

### MOST FIELD GOALS MADE

15 – Mahmoud Abdul-Rauf, vs. Tennessee, 3/10/89, Knoxville, Tennessee  
13 – DeWayne Scales, vs. Kentucky, 3/1/80, Birmingham, Alabama  
12 – John Williams, vs. Kentucky, 3/7/86, Lexington, Kentucky  
11 – Naz Reid, vs. Florida, 3/15/19, Nashville, Tennessee  
11 – Nikita Wilson, vs. Alabama, 3/8/87, Atlanta, Georgia  
11 – Leonard Mitchell, vs. Tennessee, 3/11/83, Birmingham, Alabama  
11 – Ronald Dupree, vs. Florida, 3/14/03, New Orleans, Louisiana  
10 – eight times

### FIELD GOAL PERCENTAGE (MIN. 10 ATTEMPTS)

93.3 (14-15) – Nikita Wilson, vs. Georgia, 3/7/87, Atlanta, Georgia  
81.8 (9-11) – Glen Davis, vs. Auburn, 3/1/05, Atlanta, Georgia  
81.8 (9-11) – Shavon Coleman, vs. Georgia, 3/14/13, Nashville, Tennessee  
73.3 (11-15) – Ronald Dupree, vs. Florida, 3/14/03, New Orleans, Louisiana  
72.7 (8-11) – Clarence Ceasar, vs. Ole Miss, 3/12/93, Lexington, Kentucky  
72.7 (8-11) – Stanley Roberts, vs. Auburn, 3/9/90, Orlando, Florida  
69.2 (9-13) – Storm Warren, vs. Tennessee, 3/11/10, Nashville, Tennessee  
68.7 (11-16) – Nikita Wilson vs. Alabama, 3/8/87, Atlanta, Georgia  
66.7 (10-15) – Derrick Taylor vs. Florida, 3/6/86, Lexington, Kentucky  
66.7 (8-12) – Darrel Mitchell, vs. Vanderbilt, 3/10/06, Nashville, Tennessee  
66.7 (8-12) – Antonio Hudson, vs. South Carolina, 3/12/04, Atlanta, Georgia

### MOST FREE THROW ATTEMPTS

18 – Jarell Martin, vs. Auburn, 3/13/15, Nashville, Tennessee  
17 – Johnny O'Bryant III, vs. Georgia, 3/14/13, Nashville, Tennessee  
17 – Johnny O'Bryant III, vs. Arkansas, 3/8/12, New Orleans, Louisiana  
17 – Glen Davis, vs. Tennessee, 3/8/07, Atlanta, Georgia  
15 – Nikita Wilson vs. Georgia, 3/17/87, Atlanta, Georgia  
13 – Johnny O'Bryant III, vs. Kentucky, 3/14/14, Atlanta, Georgia

### MOST FREE THROWS MADE

14 – Nikita Wilson, vs. Georgia, 3/7/87, Atlanta, Georgia  
13 – Glen Davis, vs. Tennessee, 3/8/07, Atlanta, Georgia  
11 – Antonio Hudson, vs. Georgia, 3/8/02, Atlanta, Georgia  
10 – Johnny O'Bryant III, vs. Arkansas, 3/8/12, New Orleans, Louisiana  
9 – Antonio Blakeney, vs. Tennessee, 3/11/16, Nashville, Tennessee  
9 – Duane Spencer, vs. South Carolina, 3/7/96, New Orleans, Louisiana  
8 – 6 times

### FREE THROW PERCENTAGE (MIN. 8 ATTEMPTS)

100.0 (10-10) – Ricky Blanton, vs. Vanderbilt, 3/11/88, Baton Rouge, Louisiana  
100.0 (9-9) – Antonio Blakeney, vs. Tennessee, 3/11/16, Nashville, Tennessee  
93.3 (14-15) – Nikita Wilson, vs. Georgia, 3/17/87, Atlanta, Georgia  
91.7 (11-12) – Antonio Hudson, vs. Georgia, 3/8/02, Atlanta, Georgia  
90.0 (9-10) – Duane Spencer, vs. South Carolina, 3/7/96, New Orleans, Louisiana  
88.9 (8-9) – Maurice Carter, vs. Tennessee, 3/5/98, Atlanta, Georgia  
88.9 (8-9) – Darryl Joe, vs. Vanderbilt, 3/11/88, Baton Rouge, Louisiana  
87.7 (7-8) – Derrick Taylor, vs. Florida, 3/6/86, Lexington, Kentucky  
80.0 (8-10) – Jabari Smith, vs. Florida, 3/4/99, Atlanta, Georgia

### MOST THREE-POINT FIELD GOAL ATTEMPTS

12 – Mahmoud Abdul-Rauf, vs. Tennessee, 3/10/89, Knoxville, Tennessee  
10 – Darryl Joe, vs. Kentucky, 3/12/88, Baton Rouge, Louisiana  
10 – Maurice Carter, vs. South Carolina, 3/17/96, New Orleans, Louisiana  
10 – Marcus Thornton, vs. South Carolina, 3/13/08, Atlanta, Georgia  
10 – Tremont Waters, vs. Miss. State, 3/8/18, St. Louis, Missouri

### MOST THREE-POINT FIELD GOALS MADE

6 – Collis Temple III, vs. Vanderbilt, 3/10/2000, Atlanta, Georgia  
5 – Antonio Hudson, vs. Auburn, 3/11/05, Atlanta, Georgia  
5 – Antonio Hudson, vs. South Carolina, 3/12/04, Atlanta, Georgia  
5 – Anthony Wilson, vs. Georgia, 3/7/87, Atlanta, Georgia  
5 – Tremont Waters, vs. Miss. State, 3/8/18, St. Louis, Missouri  
5 – Shavon Coleman, vs. Alabama, 3/13/14, Atlanta, Georgia

### THREE-POINT FIELD GOAL PERCENTAGE (MIN. 5 ATTEMPTS)

93.3 (5-6) – Anthony Wilson, vs. Georgia, 3/7/87, Atlanta, Georgia  
85.7 (6-7) – Collis Temple III, vs. Vanderbilt, 3/10/00, Atlanta, Georgia  
80.0 (4-5) – Shavon Coleman, vs. Georgia, 3/14/13, Nashville, Tennessee  
80.0 (4-5) – Justin Anderson, vs. Kentucky, 3/14/92, Birmingham, Alabama  
71.4 (5-7) – Antonio Hudson, vs. Auburn, 3/11/05, Atlanta, Georgia  
71.4 (5-7) – Antonio Hudson, vs. South Carolina, 3/12/04, Atlanta, Georgia

### MOST REBOUNDS

20 – John Williams, vs. Florida, 3/6/86, Lexington, Kentucky  
16 – Jarell Martin, vs. Auburn, 3/13/15, Nashville, Tennessee  
16 – Geert Hammink, vs. Kentucky, 3/14/93, Lexington, Kentucky  
16 – Shaquille O'Neal, vs. Tennessee, 3/13/92, Birmingham, Alabama  
15 – Glen Davis, vs. Tennessee, 3/8/07, Atlanta, Georgia  
15 – Jaime Lloreda, vs. Florida, 3/14/03, New Orleans, Louisiana  
14 – Vernel Singleton, vs. Tennessee, 3/10/89, Knoxville, Tennessee  
14 – Jose Vargas, vs. Vanderbilt, 3/11/88, Baton Rouge, Louisiana  
14 – Jerry Reynolds, vs. Tennessee, 3/11/83, Birmingham, Alabama  
14 – Naz Reid, vs. Florida, 3/15/19, Nashville, Tennessee  
14 – Chris Johnson, vs. South Carolina, 3/13/08, Atlanta, Georgia

### MOST ASSISTS

10 – Greg Cook, vs. Kentucky, March 1, 1980, Birmingham, Alabama  
9 – Bernard Woodside, March 12, 1988, Baton Rouge, Louisiana  
8 – Anthony Hickey, vs. Alabama, March 3, 2014, Atlanta, Georgia  
7 – Tremont Waters, vs. Florida, March 15, 2019, Nashville, Tennessee  
7 -- Tim Quarterman, vs. Tennessee, March 11, 2016, Nashville, Tennessee  
7 – Anthony Hickey, vs. Arkansas, 3/8/12, New Orleans, Louisiana  
7 – Jamie Brandon, vs. Tennessee, 3/13/92, Birmingham, Alabama  
7 – T. J. Pugh, vs. Auburn, 3/8/91, Nashville, Tennessee  
7 – Oliver Brown, vs. Alabama, 3/8/87, Atlanta, Georgia

### MOST BLOCKS

7 – Shaquille O'Neal, vs. Auburn, 3/9/90, Orlando, Florida  
5 – Garrett Temple, vs. Tennessee, 3/8/87, Atlanta, Georgia  
4 – Vernel Singleton, vs. Auburn, 3/9/90, Orlando, Florida  
4 – Jaime Lloreda, vs. Florida, 3/14/03, New Orleans, Louisiana  
4 – Jaime Lloreda, vs. Miss. State, 3/15/03, New Orleans, Louisiana  
3 – five times

### MOST STEALS

6 – Vernel Singleton, vs. Tennessee, 3/10/89, Knoxville, Tennessee  
5 – Antonio Hickey, vs. Kentucky, 3/9/12, New Orleans, Louisiana  
5 – Jermaine Williams, vs. Vanderbilt, 3/7/02, Atlanta, Georgia  
5 – Jamie Brandon, vs. Kentucky, 3/14/92, Birmingham, Alabama  
5 – Darryl Joe, vs. Florida, 3/6/87, Atlanta, Georgia  
5 – Oliver Brown, vs. Miss. State, 3/5/87, Atlanta, Georgia

**\*\* -- Mahmoud Abdul-Rauf played as Chris Jackson at LSU.**

# SEC Tournament Records

## Individual Single Game

### MOST POINTS

37 – \*\* Mahmoud Abdul-Rauf, vs. Tennessee, 3/10/89, Knoxville, Tennessee  
31 – Anthony Wilson, vs. Georgia, 3/7/87, Atlanta, Georgia  
30 – Ricky Blanton, vs. Vanderbilt, 3/11/88, Baton Rouge  
28 – Tremont Waters, vs. Miss. State, 3/8/18, St. Louis, Missouri  
28 – Glen Davis, vs. Vanderbilt, 3/10/06, Atlanta, Georgia  
28 – Jermaine Williams, vs. Kentucky, 3/7/86, Lexington, Kentucky  
27 – Derrick Taylor, vs. Florida, 3/6/86, Lexington, Kentucky  
27 – Leonard Mitchell, vs. Florida, 3/5/81, Birmingham, Alabama  
26 – Naz Reid, vs. Florida, 3/15/19, Nashville, Tennessee  
26 – Mahmoud Abdul-Rauf, vs. Auburn, 3/9/90, Orlando, Florida  
26 – Nikita Wilson, vs. Alabama, 3/8/87, Atlanta, Georgia

### MOST FIELD GOAL ATTEMPTS

36 – Mahmoud Abdul-Rauf, vs. Tennessee, 3/10/89, Knoxville, Tennessee  
21 – Jermaine Williams, vs. Kentucky, 3/1/80, Birmingham, Alabama  
20 – Tremont Waters, vs. Miss. State, 3/8/18, St. Louis, Missouri  
20 – Naz Reid, vs. Florida, 3/15/19, Nashville, Tennessee  
20 – Anthony Wilson, vs. Georgia, 3/7/87, Atlanta, Tennessee  
20 – Geert Hammink, vs. Kentucky, 3/14/93, Lexington, Kentucky  
20 – Ricky Blanton, vs. Vanderbilt, 3/11/88, Baton Rouge, Louisiana

### MOST FIELD GOALS MADE

15 – Mahmoud Abdul-Rauf, vs. Tennessee, 3/10/89, Knoxville, Tennessee  
13 – DeWayne Scales, vs. Kentucky, 3/1/80, Birmingham, Alabama  
12 – John Williams, vs. Kentucky, 3/7/86, Lexington, Kentucky  
11 – Naz Reid, vs. Florida, 3/15/19, Nashville, Tennessee  
11 – Nikita Wilson, vs. Alabama, 3/8/87, Atlanta, Georgia  
11 – Leonard Mitchell, vs. Tennessee, 3/11/83, Birmingham, Alabama  
11 – Ronald Dupree, vs. Florida, 3/14/03, New Orleans, Louisiana  
10 – eight times

### FIELD GOAL PERCENTAGE (MIN. 10 ATTEMPTS)

93.3 (14-15) – Nikita Wilson, vs. Georgia, 3/7/87, Atlanta, Georgia  
81.8 (9-11) – Glen Davis, vs. Auburn, 3/1/05, Atlanta, Georgia  
81.8 (9-11) – Shavon Coleman, vs. Georgia, 3/14/13, Nashville, Tennessee  
73.3 (11-15) – Ronald Dupree, vs. Florida, 3/14/03, New Orleans, Louisiana  
72.7 (8-11) – Clarence Ceasar, vs. Ole Miss, 3/12/93, Lexington, Kentucky  
72.7 (8-11) – Stanley Roberts, vs. Auburn, 3/9/90, Orlando, Florida  
69.2 (9-13) – Storm Warren, vs. Tennessee, 3/11/10, Nashville, Tennessee  
68.7 (11-16) – Nikita Wilson vs. Alabama, 3/8/87, Atlanta, Georgia  
66.7 (10-15) – Derrick Taylor vs. Florida, 3/6/86, Lexington, Kentucky  
66.7 (8-12) – Darrel Mitchell, vs. Vanderbilt, 3/10/06, Nashville, Tennessee  
66.7 (8-12) – Antonio Hudson, vs. South Carolina, 3/12/04, Atlanta, Georgia

### MOST FREE THROW ATTEMPTS

18 – Jarell Martin, vs. Auburn, 3/13/15, Nashville, Tennessee  
17 – Johnny O'Bryant III, vs. Georgia, 3/14/13, Nashville, Tennessee  
17 – Johnny O'Bryant III, vs. Arkansas, 3/8/12, New Orleans, Louisiana  
17 – Glen Davis, vs. Tennessee, 3/8/07, Atlanta, Georgia  
15 – Nikita Wilson vs. Georgia, 3/17/87, Atlanta, Georgia  
13 – Johnny O'Bryant III, vs. Kentucky, 3/14/14, Atlanta, Georgia

### MOST FREE THROWS MADE

14 – Nikita Wilson, vs. Georgia, 3/7/87, Atlanta, Georgia  
13 – Glen Davis, vs. Tennessee, 3/8/07, Atlanta, Georgia  
11 – Antonio Hudson, vs. Georgia, 3/8/02, Atlanta, Georgia  
10 – Johnny O'Bryant III, vs. Arkansas, 3/8/12, New Orleans, Louisiana  
9 – Antonio Blakeney, vs. Tennessee, 3/11/16, Nashville, Tennessee  
9 – Duane Spencer, vs. South Carolina, 3/7/96, New Orleans, Louisiana  
8 – 6 times

### FREE THROW PERCENTAGE (MIN. 8 ATTEMPTS)

100.0 (10-10) – Ricky Blanton, vs. Vanderbilt, 3/11/88, Baton Rouge, Louisiana  
100.0 (9-9) – Antonio Blakeney, vs. Tennessee, 3/11/16, Nashville, Tennessee  
93.3 (14-15) – Nikita Wilson, vs. Georgia, 3/17/87, Atlanta, Georgia  
91.7 (11-12) – Antonio Hudson, vs. Georgia, 3/8/02, Atlanta, Georgia  
90.0 (9-10) – Duane Spencer, vs. South Carolina, 3/7/96, New Orleans, Louisiana  
88.9 (8-9) – Maurice Carter, vs. Tennessee, 3/5/98, Atlanta, Georgia  
88.9 (8-9) – Darryl Joe, vs. Vanderbilt, 3/11/88, Baton Rouge, Louisiana  
87.7 (7-8) – Derrick Taylor, vs. Florida, 3/6/86, Lexington, Kentucky  
80.0 (8-10) – Jabari Smith, vs. Florida, 3/4/99, Atlanta, Georgia

### MOST THREE-POINT FIELD GOAL ATTEMPTS

12 – Mahmoud Abdul-Rauf, vs. Tennessee, 3/10/89, Knoxville, Tennessee  
10 – Darryl Joe, vs. Kentucky, 3/12/88, Baton Rouge, Louisiana  
10 – Maurice Carter, vs. South Carolina, 3/17/96, New Orleans, Louisiana  
10 – Marcus Thornton, vs. South Carolina, 3/13/08, Atlanta, Georgia  
10 – Tremont Waters, vs. Miss. State, 3/8/18, St. Louis, Missouri

### MOST THREE-POINT FIELD GOALS MADE

6 – Collis Temple III, vs. Vanderbilt, 3/10/2000, Atlanta, Georgia  
5 – Antonio Hudson, vs. Auburn, 3/11/05, Atlanta, Georgia  
5 – Antonio Hudson, vs. South Carolina, 3/12/04, Atlanta, Georgia  
5 – Anthony Wilson, vs. Georgia, 3/7/87, Atlanta, Georgia  
5 – Tremont Waters, vs. Miss. State, 3/8/18, St. Louis, Missouri  
5 – Shavon Coleman, vs. Alabama, 3/13/14, Atlanta, Georgia

### THREE-POINT FIELD GOAL PERCENTAGE (MIN. 5 ATTEMPTS)

93.3 (5-6) – Anthony Wilson, vs. Georgia, 3/7/87, Atlanta, Georgia  
85.7 (6-7) – Collis Temple III, vs. Vanderbilt, 3/10/00, Atlanta, Georgia  
80.0 (4-5) – Shavon Coleman, vs. Georgia, 3/14/13, Nashville, Tennessee  
80.0 (4-5) – Justin Anderson, vs. Kentucky, 3/14/92, Birmingham, Alabama  
71.4 (5-7) – Antonio Hudson, vs. Auburn, 3/11/05, Atlanta, Georgia  
71.4 (5-7) – Antonio Hudson, vs. South Carolina, 3/12/04, Atlanta, Georgia

### MOST REBOUNDS

20 – John Williams, vs. Florida, 3/6/86, Lexington, Kentucky  
16 – Jarell Martin, vs. Auburn, 3/13/15, Nashville, Tennessee  
16 – Geert Hammink, vs. Kentucky, 3/14/93, Lexington, Kentucky  
16 – Shaquille O'Neal, vs. Tennessee, 3/13/92, Birmingham, Alabama  
15 – Glen Davis, vs. Tennessee, 3/8/07, Atlanta, Georgia  
15 – Jaime Lloreda, vs. Florida, 3/14/03, New Orleans, Louisiana  
14 – Vernel Singleton, vs. Tennessee, 3/10/89, Knoxville, Tennessee  
14 – Jose Vargas, vs. Vanderbilt, 3/11/88, Baton Rouge, Louisiana  
14 – Jerry Reynolds, vs. Tennessee, 3/11/83, Birmingham, Alabama  
14 – Naz Reid, vs. Florida, 3/15/19, Nashville, Tennessee  
14 – Chris Johnson, vs. South Carolina, 3/13/08, Atlanta, Georgia

### MOST ASSISTS

10 – Greg Cook, vs. Kentucky, March 1, 1980, Birmingham, Alabama  
9 – Bernard Woodside, March 12, 1988, Baton Rouge, Louisiana  
8 – Anthony Hickey, vs. Alabama, March 3, 2014, Atlanta, Georgia  
7 – Tremont Waters, vs. Florida, March 15, 2019, Nashville, Tennessee  
7 – Tim Quarterman, vs. Tennessee, March 11, 2016, Nashville, Tennessee  
7 – Anthony Hickey, vs. Arkansas, 3/8/12, New Orleans, Louisiana  
7 – Jamie Brandon, vs. Tennessee, 3/13/92, Birmingham, Alabama  
7 – T. J. Pugh, vs. Auburn, 3/8/91, Nashville, Tennessee  
7 – Oliver Brown, vs. Alabama, 3/8/87, Atlanta, Georgia

### MOST BLOCKS

7 – Shaquille O'Neal, vs. Auburn, 3/9/90, Orlando, Florida  
5 – Garrett Temple, vs. Tennessee, 3/8/87, Atlanta, Georgia  
4 – Vernel Singleton, vs. Auburn, 3/9/90, Orlando, Florida  
4 – Jaime Lloreda, vs. Florida, 3/14/03, New Orleans, Louisiana  
4 – Jaime Lloreda, vs. Miss. State, 3/15/03, New Orleans, Louisiana  
3 – five times

### MOST STEALS

6 – Vernel Singleton, vs. Tennessee, 3/10/89, Knoxville, Tennessee  
5 – Antonio Hickey, vs. Kentucky, 3/9/12, New Orleans, Louisiana  
5 – Jermaine Williams, vs. Vanderbilt, 3/7/02, Atlanta, Georgia  
5 – Jamie Brandon, vs. Kentucky, 3/14/92, Birmingham, Alabama  
5 – Darryl Joe, vs. Florida, 3/6/87, Atlanta, Georgia  
5 – Oliver Brown, vs. Miss. State, 3/5/87, Atlanta, Georgia

**\*\* -- Mahmoud Abdul-Rauf played as Chris Jackson at LSU.**



# NCAA Tournament Records

## Team Single Game

### MOST POINTS SCORED

100 (100-78) – vs. Lamar, 3/14/81, Austin, Texas  
98 (98-88) – vs. Alcorn State, 3/9/80, Denton, Texas  
96 (96-85) – vs. Wichita State, 3/22/81, New Orleans  
94 (94-87, 2 OT) – vs. Purdue, 3/13/86, Baton Rouge  
94 (94-83) – vs. BYU, 3/19/92, Boise, Idaho

### MOST OPP. POINTS SCORES

94 (91-94) – by Georgia Tech, 3/17/90, Knoxville  
89 (79-89) – by Indiana, 3/21/92, Boise Idaho  
88 (98-88) – by Alcorn State, 3/9/80, Denton, Texas  
88 (77-88) – by Louisville, 3/29/86, Dallas, Texas  
88 (69-88) – by Wash., 3/18/53, Kansas City, Missouri

### FEWEST POINTS SCORED

48 (48-61) – vs. Wisconsin, 3/23/00, Albuquerque  
49 (49-67) – vs. Indiana, 3/28/81, Philadelphia  
45 (45-59) – vs. UCLA, 4/1/06, Indianapolis, Indiana  
55 (55-78) – vs. Navy, 3/15/85, Dayton, Ohio  
56 (56-80) – vs. Purdue, 3/21/03, Birmingham

### OPP. FEWEST POINTS SCORED

54 (62-54) – by Duke, 3/23/06, Atlanta, Georgia  
56 (72-56) – by Arkansas, 3/20/81, New Orleans  
57 (71-57) – by App. St., 3/10/79, Bloomington  
57 (59-57) – by Kentucky, 3/22/86, Atlanta, Georgia  
57 (58-57) – by Texas A&M, 3/18/06, Jacksonville

### FIELD GOALS MADE

45 – vs. Lamar, 3/14/81, Austin, Texas  
41 – vs. Alcorn State, 3/9/80, Denton, Texas  
39 – vs. Wichita State, 3/22/81, New Orleans Louisiana  
38 – vs. Lebanon Valley, 3/13/53, Raleigh, N. Carolina  
38 – vs. Purdue, 3/13/86, Baton Rouge, Louisiana

### OPP. FIELD GOALS MADE

39 – by Alcorn State, 3/9/80, Denton, Texas  
38 – by Wichita State, 3/22/81, New Orleans  
38 – by Louisville, 3/29/86, Dallas, Texas  
37 – by Purdue, 3/13/86, Baton Rouge, Louisiana  
36 – by Memphis, 3/15/86, Baton Rouge, Louisiana

### FIELD GOAL ATTEMPTS

80 – vs. Washington, 3/18/53, Kansas City, Missouri  
78 – vs. Purdue, 3/13/86, Baton Rouge, Louisiana  
77 – vs. Georgia Tech, 3/17/90, Knoxville, Tennessee  
75 – vs. Louisville, 3/29/86, Dallas, Texas  
75 – vs. UTEP, 3/17/89, Tucson, Arizona  
75 – vs. Connecticut, 3/14/91, Minneapolis, Minnesota

### OPP. FIELD GOAL ATTEMPTS

83 – by Penn State, 3/12/1954, Iowa City, Iowa  
82 – by Alcorn State, 3/9/80, Denton, Texas  
81 – by Georgia Tech, 3/17/90, Knoxville, Tennessee  
80 – by Washington, 3/18/1953, Kansas City, Missouri  
80 – by BYU, 3/19/92, Boise, Idaho

### FIELD GOAL PERCENTAGE

63.9 (39-61) – vs. Wichita St., 3/22/81, New Orleans  
60.8 (45-74) – vs. Lamar, 3/14/81, Austin, Texas  
55.4 (41-74) – vs. Alcorn State, 3/9/80, Denton, Texas  
54.5 (24-44) – vs. Temple, 3/15/87, Rosemont, Illinois  
54.1 (33-61) – vs. Ga. Tech, 3/13/87, Rosemont, Illinois

### OPP. FIELD GOAL PERCENTAGE

58.3 (28-48) – vs. Ga. Tech, 3/20/86, Atlanta, Georgia  
58.1 (26-62) – vs. Memphis, 3/15/86, Baton Rouge  
57.7 (30-52) – vs. Louisville, 3/16/80, Houston, Texas  
55.9 (38-68) – vs. Louisville, 3/29/86, Dallas, Texas  
55.1 (27-49) – vs. Missouri, 3/14/80, Houston Texas

### THREE-POINT FIELD GOALS

9 – vs. Georgia Tech, 3/13/87, Rosemont, Illinois  
9 – vs. N. Carolina, 3/21/09, Greensboro, N. Carolina  
7 – vs. Indiana, 3/21/92, Boise, Idaho  
7 – vs. California, 3/18/93, Rosemont, Illinois  
7 – vs. Maryland, 3/23/19, Jacksonville, Florida

### OPP. THREE-POINT FIELD GOALS

13 – by BYU, 3/19/92, Boise, Idaho

13 – by Michigan State, 3/29/19, Washington, D. C.  
10 – by Georgia Tech, 3/17/90, Knoxville, Tennessee  
10 – by Texas, 3/25/06, Atlanta, Georgia  
9 – by Georgetown, 3/18/88, Hartford, Connecticut  
9 – by Villanova, 3/15/90, Knoxville, Tennessee  
9 – by Texas, 3/18/00, Salt Lake City, Utah  
9 – by Purdue, 3/21/03, Birmingham, Alabama  
9 – by Maryland, 3/23/19, Jacksonville, Florida

### THREE-POINT FIELD GOAL ATTEMPTS

31 – vs. UAB, 3/17/05, Boise, Idaho  
26 – vs. Purdue, 3/21/03, Birmingham, Alabama  
24 – vs. Maryland, 3/23/19, Jacksonville, Florida  
23 – vs. Indiana, 3/21/92, Boise Idaho  
22 – vs. N. Carolina, 3/21/09, Greensboro, N. Carolina

### OPP. THREE-POINT FIELD GOAL ATTEMPTS

37 – by Yale, 3/21/19, Jacksonville, Florida  
33 – by BYU, 3/19/92, Boise, Idaho  
32 – by Michigan State, 3/29/19, Washington, D. C.  
29 – by Texas, 3/25/06, Atlanta, Georgia  
28 – by Villanova, 3/15/90, Knoxville, Tennessee  
28 – by Maryland, 3/23/19, Jacksonville, Florida

### THREE-POINT FIELD GOAL PERCENTAGE

54.5 – vs. SE Missouri St., 3/16/00, Salt Lake City, Utah  
52.9 – vs. Georgia Tech, 3/13/87, Rosemont, Illinois  
50.0 – vs. Temple, 3/15/87, Rosemont, Illinois  
50.0 – vs. Villanova, 3/15/90, Knoxville, Tennessee  
50.0 – vs. Iona, 3/16/06, Jacksonville, Tennessee

### OPP. THREE-POINT FG PERCENTAGE

56.3 – by Purdue, 3/21/03, Birmingham, Alabama  
50.0 – by UConn, 3/14/91, Minneapolis, Minnesota  
46.2 – by Texas A&M, 3/18/06, Jacksonville, Florida  
46.2 – by UNC, 3/21/09, Greensboro, North Carolina  
45.0 – by Texas, 3/18/00, Salt Lake City, Utah

### FREE THROWS MADE

23 – vs. Indiana, 3/17/53, Kansas City, Missouri  
21 – vs. Holy Cross, 3/14/53, Raleigh, North, Carolina  
21 – vs. Memphis, 3/15/86, Baton Rouge, Louisiana  
21 – vs. Iona, 3/16/06, Jacksonville, Florida  
20 – vs. Penn State, 3/12/54, Iowa City, Iowa  
20 – vs. Indiana, 3/13/54, Iowa City, Iowa  
20 – vs. Texas, 3/18/00, Salt Lake City, Utah

### OPP. FREE THROWS MADE

34 – by Virginia, 3/30/81, Philadelphia, Pennsylvania  
34 – by Navy, 3/15/85, Dayton, Ohio  
33 – by Indiana, 3/13/54, Kansas City, Missouri  
30 – by Lebanon Valley, 3/13/53, Raleigh, NC  
30 – by Indiana, 3/17/53, Kansas City, Missouri

### FREE THROW ATTEMPTS

43 – vs. Indiana, 3/17/53, Kansas City, Missouri  
34 – vs. Holy Cross, 3/14/53, Raleigh, North Carolina  
28 – vs. Indiana, 3/13/54, Iowa City, Iowa  
28 – vs. Memphis, 3/15/86, Baton Rouge, Louisiana  
28 – vs. Texas, 3/18/00, Salt Lake City, Utah  
28 – vs. UCLA, 4/1/06, Indianapolis, Indiana  
28 – vs. Yale, 3/21/91, Jacksonville, Florida

### OPP. FREE THROW ATTEMPTS

49 – by Indiana, 3/13/1954, Iowa City, Iowa  
43 – by Lebanon Valley, 3/13/53, Raleigh, NC  
43 – by Navy, 3/15/85, Dayton, Ohio  
42 – by Indiana, 3/17/53, Kansas City, Missouri  
39 – by Louisville, 3/16/80, Houston, Texas

### FREE THROW PERCENTAGE

92.3 – vs. Indiana, 3/21/92, Boise, Idaho  
87.5 – vs. Texas-El Paso, 3/17/89, Tucson, Arizona  
87.5 – vs. Maryland, 3/23/19, Jacksonville, Florida  
83.3 – vs. Washington, 3/18/53, Kansas City, Missouri  
83.3 – vs. Penn State, 3/12/54, Iowa City, Iowa

### OPP. FREE THROW PERCENTAGE

89.5 – by Virginia, 3/30/81, Philadelphia, Pennsylvania  
89.5 – by Purdue, 3/21/03, Birmingham, Alabama

88.5 – by Indiana, 3/21/92, Boise Idaho  
87.5 – by Indiana, 3/22/87, Cincinnati, Ohio  
84.6 – by Georgia Tech, 3/13/87, Rosemont, Illinois

### MOST REBOUNDS

51 – vs. Penn State, 3/12/54, Iowa City, Iowa  
51 – vs. Georgia Tech, 3/17/90, Knoxville, Tennessee  
47 – vs. Villanova, 3/15/90, Knoxville, Tennessee  
46 – vs. App. State, 3/10/79, Bloomington, Indiana  
46 – vs. Connecticut, 3/14/91, Minneapolis, Minnesota  
46 – vs. Yale, 3/21/19, Jacksonville, Florida

### OPP. REBOUNDS

52 – by Georgia Tech, 3/17/90, Knoxville, Tennessee  
49 – by BYU, 3/19/92, Boise, Idaho  
45 – by Texas, 3/25/06, Atlanta, Georgia  
44 – by Louisville, 3/29/86, Houston, Texas  
44 – by Connecticut, 3/14/91, Minneapolis, Minnesota  
44 – by Duke, 3/23/06, Atlanta, Georgia

### MOST ASSISTS

29 – vs. Lamar, 3/14/81, Austin, Texas  
23 – vs. Georgia Tech, 3/13/87, Rosemont, Illinois  
23 – vs. BYU, 3/19/92, Boise, Idaho  
22 – vs. Purdue, 3/13/86, Baton Rouge, Louisiana  
22 – vs. Indiana, 3/21/92, Boise, Idaho

### OPP. ASSISTS

26 – by Louisville, 3/29/86, Dallas, Texas  
24 – by Wichita State, 3/22/81, New Orleans, Louisiana  
22 – by Louisville, 3/16/80, Houston, Texas  
22 – by Michigan State, 3/29/19, Washington, D.C.  
21 – by Michigan State, 3/16/79, Indianapolis, Indiana  
21 – by Connecticut, 3/14/91, Minneapolis, Minnesota

### MOST BLOCKS

12 – vs. BYU, 3/19/92, Boise, Idaho  
11 – vs. Iona, 3/16/06, Jacksonville, Florida  
10 – vs. Georgia Tech, 3/17/90, Knoxville, Tennessee  
9 – vs. Duke, 3/23/06, Atlanta, Georgia  
8 – vs. Villanova, 3/15/90, Knoxville, Tennessee  
8 – vs. Butler, 3/19/09, Greensboro, North Carolina

### OPP. BLOCKS

7 – by Texas-El Paso, 3/17/89, Tucson, Arizona  
7 – by California, 3/18/93, Rosemont, Illinois  
7 – by Texas, 3/25/06, Atlanta, Georgia  
7 – by Maryland, 3/23/19, Jacksonville, Florida  
6 – by Michigan State, 3/29/19, Washington, D.C.

### MOST STEALS

12 – vs. Purdue, 3/13/86, Baton Rouge, Louisiana  
11 – vs. Butler, 3/19/09, Greensboro, North Carolina  
10 – vs. Missouri, 3/14/80, Houston, Texas  
10 – vs. Georgia Tech, 3/20/86, Atlanta, Georgia  
10 – vs. BYU, 3/19/92, Boise, Idaho

### OPP. STEALS

11 – by Arkansas, 3/20/81, New Orleans, Louisiana  
11 – by Wisconsin, 3/23/00, Albuquerque, New Mexico  
11 – by North Carolina, 3/21/09, Greensboro, NC  
10 – by Michigan State, 3/16/79, Indianapolis, Indiana  
10 – by Villanova, 3/15/90, Knoxville, Tennessee  
10 – by BYU, 3/19/92, Boise, Idaho  
10 – by Iona, 3/16/06, Jacksonville, Florida  
10 – by UCLA, 4/1/06, Indianapolis, Indiana

### MARGIN OF VICTORY

22 (100-78) – vs. Lamar, 3/14/81, Austin, Texas  
16 (72-56) – vs. Arkansas, 3/20/81, New Orleans  
16 (80-64) – vs. Iona, 3/16/06, Jacksonville, Florida  
14 (71-57) – vs. App. St., 3/10/79, Bloomington, Ind.  
13 (89-76) – vs. Lebanon Valley, 3/13/53, Raleigh, NC

### MARGIN OF DEFEAT

24 (56-80) – by Purdue, 2/21/03, Birmingham, Ala.  
23 (55-78) – by Navy, 3/15/85, Dayton, Ohio  
20 (66-86) – by Louisville, 3/16/80, Houston, Texas  
19 (69-88) – by Washington, 3/18/53, Kansas City, Mo.  
18 (49-67) – by Indiana, 3/28/81, Philadelphia

# NCAA Tournament Records

## Individual Single Game

### MOST POINTS

36 – Bob Pettit, vs. Washington, 3/18/53, Kansas City, Missouri  
36 – Shaquille O’Neal, vs. Indiana, 3/21/92, Boise, Idaho  
33 – \*\* Mahmoud Abdul-Rauf, vs. UTEP, 3/17/89, Tucson, Arizona  
31 – Durand Macklin, vs. Alcorn State, 3/8/80, Denton, Texas  
31 – Durand Macklin, vs. Lamar, 3/14/81, Austin, Texas  
30 – Maurice Williams, vs. BYU, 3/19/92, Boise, Idaho  
30 – Marcus Thornton, vs. Butler, 3/19/98, Greensboro, North Carolina  
28 – Daryl Joe, vs. Georgia Tech, 3/13/87, Rosemont, Illinois  
27 – Don Redden, vs. Georgia Tech, 3/20/86, Atlanta, Georgia  
27 – Shaquille O’Neal, vs. Connecticut, 3/14/91, Minneapolis, Minnesota  
26 – Shaquille O’Neal, vs. BYU, 3/19/92, Boise Idaho  
26 – Glen Davis, vs. Texas, 3/25/06, Atlanta, Georgia

### MOST FIELD GOAL ATTEMPTS

32 – Mahmoud Abdul-Rauf, vs. UTEP, 3/17/89, Tucson, Arizona  
22 – Howard Carter, vs. Lamar, 3/14/81, Austin, Texas  
20 – Durand Macklin, vs. Alcorn, 3/8/80, Denton, Texas  
22 – John Williams, vs. Purdue, 3/13/86, Baton Rouge, Louisiana  
22 – Shaquille O’Neal, vs. Connecticut, 3/14/91, Minneapolis, Minnesota  
20 – Don Redden, vs. Louisville, 3/29/86, Dallas Texas  
20 – Anthony Wilson, vs. DePaul, 3/20/87, Cincinnati, Ohio  
19 – Willie Sims, vs. Alcorn, 3/8/80, Denton, Texas  
19 – Nikita Wilson vs. DePaul, 3/20/87, Cincinnati, Ohio  
19 – Nikita Wilson, vs. Georgia Tech, 3/13/87, Rosemont, Illinois  
19 – Glen Davis, vs. Texas, 3/25/06, Atlanta, Georgia

### MOST FIELD GOAL MADE

16 – Mahmoud Abdul-Rauf, vs. UTEP, 3/17/89, Tucson, Arizona  
14 – Bob Pettit, vs. Washington, 3/18/53, Kansas City, Missouri  
13 – Willie Sims, vs. Alcorn, 3/8/80, Denton, Texas  
13 – Howard Carter, vs. Lamar, 3/14/81, Austin, Texas  
12 – Durand Macklin, vs. Alcorn, 3/8/80, Denton, Texas  
12 – Durand Macklin, vs. Lamar, 3/14/81, Austin Texas  
12 – Nikita Wilson, vs. DePaul, 3/20/87, Cincinnati, Ohio  
11 – Jordy Hultberg, vs. Michigan State, 3/16/79, Indianapolis, Indiana  
11 – Shaquille O’Neal, vs. BYU, 3/19/92, Boise, Idaho  
11 – Glen Davis, vs. Texas, 3/25/06, Atlanta, Georgia  
10 – 7 times

### FIELD GOAL PERCENTAGE (MIN. 10 ATTEMPTS)

90.0 (9-10) – Greg Cook, vs. Wichita State, 3/22/81, New Orleans, Louisiana  
81.8 (9-11) – Durand Macklin, vs. Wichita State, 3/22/81, New Orleans, Louisiana  
80.0 (8-10) – Jordy Hultberg, vs. Louisville, 3/16/80, Houston, Texas  
80.0 (8-10) – Nikita Wilson, vs. Temple, 3/15/87, Rosemont, Illinois  
80.0 (8-10) – Brandon Bass, vs. UAB, 3/17/05, Boise, Idaho  
71.4 (10-14) – Maurice Williamson, vs. BYU, 3/19/92, Boise Idaho  
71.4 (10-14) – Tyrus Thomas, vs. Texas, 3/25/06, Atlanta, Georgia

### MOST FREE THROW ATTEMPTS

13 – Glen Davis, vs. Duke, 3/23/06, Atlanta, Georgia  
12 – Shaquille O’Neal, vs. Georgia Tech, 3/17/90, Knoxville, Tennessee  
12 – Shaquille O’Neal, vs. Indiana, 3/21/92, Boise, Idaho  
12 – Stromile Swift, vs. Texas, 3/18/00, Salt Lake City, Utah  
12 – Brandon Bass, vs. UAB, 3/17/05, Boise, Idaho  
11 – Don Redden, vs. Memphis, 3/15/86, Baton Rouge, Louisiana  
11 – Glen Davis, vs. Texas A&M, 3/17/06, Jacksonville, Florida

### MOST FREE THROWS MADE

12 – Shaquille O’Neal, vs. Indiana, 3/21/92, Boise, Idaho  
9 – Bob Pettit, vs. Indiana, 3/17/53, Kansas City, Missouri  
9 – Shaquille O’Neal, vs. Georgia Tech, 3/17/90, Knoxville, Tennessee  
9 – Brandon Bass, vs. UAB, 3/17/05, Boise, Idaho  
8 – Bob Pettit vs. Washington, 3/18/53, Kansas City, Missouri  
8 – Glen Davis, vs. Iona, 3/15/06, Jacksonville, Florida  
8 – Glen Davis, vs. Duke, 3/23/06, Atlanta, Georgia

### FREE THROW PERCENTAGE (MIN. 8 ATTEMPTS)

100.0 (12-12) – Shaquille O’Neal, vs. Indiana, 3/21/92, Boise, Idaho  
87.5 (7-8) – Anthony Wilson, vs. Purdue, 3/13/86, Baton Rouge, Louisiana  
87.7 (7-8) – John Williams, vs. Memphis, 3/15/86, Baton Rouge, Louisiana  
87.5 (7-8) – Marcus Thornton, vs. Butler, 3/19/09, Greensboro, North Carolina  
87.5 (7-8) – Skylar Mays, vs. Yale, 3/12/19, Jacksonville, Florida  
80.0 (8-10) – Glen Davis, vs. Iona, 3/15/06, Jacksonville, Florida

### MOST THREE-POINT FIELD GOAL ATTEMPTS

11 – Marcus Thornton, vs. North Carolina, 3/21/09, Greensboro, North Carolina  
10 – Antonio Hudson, vs. UAB, 3/17/05, Boise, Idaho  
9 – Darryl Joe, vs. Georgia Tech, 3/13/87, Rosemont, Illinois  
9 – Anthony Wilson, vs. DePaul, 3/20/87, Indianapolis, Indiana  
8 – Mahmoud Abdul-Rauf, vs. UTEP, 3/17/89, Tucson, Arizona  
8 – Darrel Mitchell, vs. Texas A&M, 3/17/06, Jacksonville, Florida

### MOST THREE-POINT FIELD GOALS MADE

7 – Darryl Joe, vs. Georgia Tech, 3/13/87, Rosemont, Illinois  
5 – Marcus Thornton, vs. North Carolina, 3/21/09, Greensboro, North Carolina

### THREE-POINT FIELD GOAL PERCENTAGE (MIN. 5 ATTEMPTS)

77.8 (7-9) – Darryl Joe, vs. Georgia Tech, 3/13/87, Rosemont, Illinois  
66.7 (4-6) – Maurice Williamson, vs. Villanova, 3/15/90, Knoxville, Tennessee  
60.0 (3-5) – Anthony Wilson, vs. Temple, 3/15/87, Rosemont, Illinois  
60.0 (3-5) – Maurice Williamson, vs. Indiana, 3/21/92, Boise, Idaho  
50.0 (3-6) – Darrel Mitchell, vs. Iona, 3/15/06, Jacksonville, Florida  
50.0 (4-8) – Skylar Mays, vs. Maryland, 3/23/19, Jacksonville, Florida

### MOST REBOUNDS

19 – Durand Macklin, vs. Alcorn State, 3/9/80, Denton, Texas  
16 – Lionel Green, vs. Appalachian State, 3/10/79, Bloomington, Indiana  
16 – Durand Macklin, vs. Lamar, 3/14/81, Austin, Texas  
16 – Shaquille O’Neal, vs. Connecticut, 3/14/91, Minneapolis, Minnesota  
15 – Lionel Green, vs. Michigan State, 3/16/79, Indianapolis, Indiana  
14 – Jaime Lloreda, vs. Purdue, 3/24/03, Birmingham, Alabama  
14 – Jordan Mickey, vs. North Carolina State, 3/19/15, Pittsburgh, Pennsylvania  
13 – Jerry Reynolds, vs. Dayton, 3/15/84, Salt Lake City, Utah  
13 – Anthony Wilson, vs. Georgia Tech, 3/20/86, Atlanta, Georgia  
13 – Shaquille O’Neal, vs. BYU, 3/19/92, Boise, Idaho  
13 – Glen Davis, vs. Iona, 3/15/06, Jacksonville, Florida  
13 – Tyrus Thomas, vs. Duke, 3/15/06, Atlanta, Georgia  
13 – Tyrus Thomas, vs. Texas, 3/25/06, Atlanta, Georgia

### MOST ASSISTS

12 – Ethan Martin, vs. Lamar, 3/14/81, Austin, Texas  
10 – Ethan Martin, vs. Wichita State, 3/22/81, New Orleans, Louisiana  
9 – Oliver Brown, vs. Georgia Tech, 3/13/87, Rosemont, Illinois  
8 – Ethan Martin, vs. Arkansas, 3/20/81, New Orleans, Louisiana  
8 – Ethan Martin, vs. Indiana, 3/28/81, Philadelphia, Pennsylvania  
8 – Ethan Martin, vs. Virginia, 3/30/81, Philadelphia, Pennsylvania  
8 – John Williams, vs. Purdue, 3/13/86, Baton Rouge, Louisiana  
8 – Daryl Joe, vs. DePaul, 3/20/87, Cincinnati, Ohio  
8 – Oliver Brown, vs. Indiana, 3/22/87, Cincinnati, Ohio  
7 – 5 times

### MOST BLOCKS

11 – Shaquille O’Neal, vs. BYU, 3/19/92, Boise Idaho  
6 – Stromile Swift, vs. Southeast Missouri State, 3/16/00, Salt Lake City, Utah  
6 – Glen Davis, vs. Iona, 3/15/06, Jacksonville, Florida  
6 – Jordan Mickey, vs. North Carolina State, 3/13/15, Pittsburgh, Pennsylvania  
5 – Shaquille O’Neal, vs. Connecticut, 3/14/91, Minneapolis, Minnesota  
5 – Shaquille O’Neal, vs. Indiana, 3/21/92, Boise, Idaho  
5 – Tyrus Thomas, vs. Duke, 3/23/06, Atlanta, Georgia

### MOST STEALS

6 – Clarence Ceasar, vs. BYU, 3/19/92, Boise, Idaho  
5 – Derrick Taylor, vs. Purdue, 3/13/86, Baton Rouge, Louisiana  
5 – Derrick Taylor, vs. Georgia Tech, 3/20/86, Atlanta, Georgia  
5 – Darryl Joe, vs. DePaul, 3/20/87, Cincinnati, Ohio  
4 – Ethan Martin, vs. Wichita State, 3/22/81, New Orleans, Louisiana  
4 – Ethan Martin, vs. Virginia, 3/30/81, Philadelphia, Pennsylvania  
4 – Stromile Swift, vs. Texas, 3/18/00, Salt Lake City, Utah  
4 – Marcus Thornton, vs. Butler, 3/19/09, Greensboro, North Carolina

\*\* -- Mahmoud Abdul-Rauf played as Chris Jackson at LSU

# NIT Records

## Team Single Game

### MOST POINTS

97 – vs. Oklahoma, 3/17/70, New York City  
94 – vs. New Orleans, 3/16/83, Baton Rouge, La.  
84 – vs. UL-Lafayette, 3/14/18, Baton Rouge, La.

### MOST POINTS ALLOWED

101 – by Marquette, 3/19/70, New York City  
99 – by New Orleans, 3/16/83, Baton Rouge, La.  
96 – by Oregon, 3/13/12, Eugene, Ore.  
95 – by Utah, 3/19/18, Salt Lake City, Utah

### FIELD GOAL ATTEMPTS

80 – vs. Tulane, 3/12/82, Baton Rouge, La.  
74 – vs. New Orleans, 3/16/83, Baton Rouge, La.  
66 – vs. Oklahoma, 3/17/70, New York City

### FIELD GOALS MADE

38 – vs. New Orleans, 3/16/83, Baton Rouge, La.  
34 – vs. Oklahoma, 3/17/70, New York City  
31 – vs. Tulane, 3/12/82, Baton Rouge, La.

### FIELD GOAL PERCENTAGE

.527 (29-55) -- vs. UL-Lafayette, 3/14/18, Baton Rouge  
.515 (34-66) -- vs. Oklahoma, 3/17/70, New York City  
.514 (38-74) -- vs. New Orleans, 3/16/83, Baton Rouge, La.  
.484 (30-62) -- vs. Georgetown, 3/15/70, New York City

### FREE THROW ATTEMPTS

37 – vs. Georgetown, 3/15/70, New York City  
37 – vs. Oklahoma, 3/17/70, New York City  
36 – vs. Marquette, 3/19/70, New York City

### FREE THROWS MADE

29 – vs. Oklahoma, 3/17/70, New York City  
27 – vs. Marquette, 3/19/70, New York City  
23 – vs. Georgetown, 3/15/70, New York City

### FREE THROW PERCENTAGE

.846 (22-26) vs. Army, 3/20/70, New York City  
.833 (10-12) vs. Tulane, 3/12/82, Baton Rouge, La.  
.789 (15-19), vs. UL-Lafayette, 3/14/18, Baton Rouge

### THREE-POINT FIELD GOAL ATTEMPTS

30 – at Utah, 3/19/18, Salt Lake City, Utah  
23 – at SMU, 3/24/14, Dallas, Texas  
22 – at San Francisco, 3/19/14, San Francisco, Calif.  
21 – vs. Oklahoma, 3/17/04, Norman, Okla.

### THREE-POINT FIELD GOALS MADE

8 -- at Utah, 3/19/18, Salt Lake City, Utah  
8 – at SMU, 3/24/14, Dallas, Texas  
8 – at San Francisco, 3/19/14, San Francisco, Calif.  
7 -- vs. Oregon, 3/13/12, Eugene, Ore.  
7 -- vs. Oklahoma, 3/17/04, Norman, Okla.

### THREE-POINT FIELD GOAL PERCENTAGE

.368 (7-19) -- vs. Oregon, 3/13/12, Eugene, Ore.  
.364 (8-22) -- at USF, 3/19/14, San Francisco, Calif.  
.34.8 (8-23) -- at SMU, 3/24/14, Dallas, Texas  
.333 (7-21) -- vs. Oklahoma, 3/17/04, Norman, Okla.

### REBOUNDS

60 – vs. Oklahoma, 3/17/70, New York City  
56 – vs. Georgetown, 3/15/70, New York City  
51 – vs. Army, 3/20/70, New York City

### ASSISTS

19 – vs. New Orleans, 3/16/83, Baton Rouge, La.  
18 – vs. Oregon, 3/13/12, Eugene, Ore.  
15 – at SMU, 3/24/14, Dallas, Texas  
15 – vs. Ball State, 3/19/02, Baton Rouge, La.

### PERSONAL FOULS

31 – vs. Tulane, 3/12/82, Baton Rouge, La.  
30 – vs. Marquette, 3/19/70, New York City  
28 – vs. New Orleans, 3/16/83, Baton Rouge, La.

### VICTORY MARGIN

8 – vs. UL-Lafayette, 3/14/16, Baton Rouge, La.  
8 -- at San Francisco, 3/19/14, San Francisco, Calif.  
3 – vs. Oklahoma, 3/17/70, New York City  
2 – vs. Iowa, 3/13/02, Iowa City, Iowa

### DEFEAT MARGIN

24 -- at Utah, 3/19/18, Salt Lake City, Utah  
22 – vs. Marquette, 3/19/70, New York City  
20 – at Oregon, 3/13/12, Eugene, Ore.  
13 – at SMU, 3/24/14, Dallas, Texas

## Individual Single Game

### MOST POINTS

37 – Pete Maravich, vs. Oklahoma, 3/17/70, New York City  
30 – Danny Hester, vs. Georgetown, 3/15/70, New York City  
26 -- Duop Reath, vs. UL-Lafayette, 3/14/18, Baton Rouge, La.  
25 – Torris Bright, vs. Ball State, 3/19/02, Baton Rouge, La.

### FIELD GOAL ATTEMPTS

33 – Pete Maravich, vs. Oklahoma, 3/17/70, New York City  
20 – Howard Carter, vs. New Orleans, 3/16/83, Baton Rouge, La.  
18 – Three times

### FIELD GOALS MADE

14 – Pete Maravich, vs. Oklahoma, 3/17/70, New York City  
12 – Danny Hester, vs. Georgetown, 3/15/70, New York City  
10 -- Duop Reath, vs. UL-Lafayette, 3/14/18, Baton Rouge, La.  
10 – Johnny Jones, vs. Tulane, 3/12/82, Baton Rouge, La.

### FREE THROW ATTEMPTS

16 – Pete Maravich, vs. Marquette, 3/19/70, New York City  
13 – Pete Maravich, vs. Oklahoma, 3/17/70, New York City  
12 – Two times

### FREE THROWS MADE

12 – Pete Maravich, vs. Marquette, 3/19/70, New York City  
9 – Pete Maravich, vs. Oklahoma, 3/17/70, New York City  
9 – Justin Hamilton, vs. Oregon, 3/13/12, Eugene, Ore.  
8 – Three times

### FREE THROW PERCENTAGE (MIN. 8 ATTEMPTS)

100.0 (9-9) - Justin Hamilton, vs. Oregon, 3/13/12, Eugene, Ore.  
100.0 (8-8) – Jermaine Williams, vs. Iowa, 3/13/02, Iowa City, Iowa  
100.0 (8-8) – Torris Bright vs. Ball State, 3/19/02, Baton Rouge, La.

### THREE-POINT FIELD GOAL ATTEMPTS

10 - Andre Stringer, at SMU, 3/24/14, Dallas, Texas  
9 – Torris Bright, vs. Ball State, 3/19/02, Baton Rouge, La.  
8 -- Tremont Waters, at Utah, 3/19/18, Salt Lake City, Utah  
7 - Shavon Coleman, at San Francisco, 3/19/14, San Francisco, Calif.  
7 – Antonio Hudson, vs. Oklahoma, 3/17/04, Norman, Okla.  
7 – Torris Bright, vs. Iowa, 3/13/02, Iowa City, Iowa

### THREE-POINT FIELD GOALS MADE

5 – Andre Stringer, at SMU, 3/24/14, Dallas, Texas  
4 – Ralston Turner, vs. Oregon, 3/13/12, Eugene, Ore.  
3 - Shavon Coleman, at San Francisco, 3/19/14, San Francisco, Calif.  
3 – Tack Minor, vs. Oklahoma, 3/17/04, Norman, Okla.  
3 – Torris Bright, vs. Iowa, 3/13/02, Iowa City, Iowa  
3 – Torris Bright, vs. Ball State, 3/19/02, Baton Rouge, La.

### THREE-POINT FIELD GOAL PERCENTAGE (MIN. 5 ATTEMPTS)

.571 (4-7) - Ralston Turner, vs. Oregon, 3/13/12, Eugene, Ore.  
.500 (5-10) - Andre Stringer, vs. SMU, 3/24/14, Dallas, Texas  
.429 (3-7) - Shavon Coleman, vs. San Fran, 3/19/14, San Francisco, Calif.  
.429 (3-7) – Torris Bright, vs. Iowa, 3/13/02, Iowa City, Iowa

### REBOUNDS

19 – Apple Sanders, vs. Oklahoma, 3/17/70, New York City  
17 – Apple Sanders, vs. Georgetown, 3/15/70, New York City  
14 – Bill Newton, vs. Oklahoma, 3/17/70, New York City

### ASSISTS

9 – Pete Maravich vs. Oklahoma, 3/17/70, New York City  
8 -- Tremont Waters, at Utah, 3/19/18, Salt Lake City, Utah  
8 – Jermaine Williams vs. Ball State, 3/19/02, Baton Rouge, La.  
7 – John Tudor vs. New Orleans, 3/16/83, Baton Rouge, La.

### BLOCKS

4 -- Duop Reath, vs. UL-Lafayette, 3/14/18, Salt Lake City, Utah  
4 – Jordan Mickey, vs. SMU, 3/24/14, Dallas, Texas  
2 – Johnny O'Bryant III, vs. San Fran, 3/19/14, San Francisco, Calif.  
2 – Jarell Martin, vs. San Francisco, 3/19/14, San Francisco, Calif.  
2 – Ronald Dupree, vs. Ball State, 3/19/02, Baton Rouge, La.

### STEALS

6 – Jerry Reynolds, vs. New Orleans, 3/16/83, Baton Rouge, La.  
6 – Johnny Jones, vs. New Orleans, 3/16/83, Baton Rouge, La.  
4 -- Tremont Waters, at Utah, 3/19/18, Salt Lake City, Utah  
4 – Shavon Coleman, at SMU, 3/24/13, Dallas, Texas  
4 – Jermaine Williams, vs. Ball State, 3/19/02, Baton Rouge, La.

# Yearly On-Court Records/Milestones

SEASON	OVERALL			CONFERENCE			COACH
	W	L	PCT.	W	L	PCT.	
1908-09	5	2	.714	2	0	1.000	E. R. Wingard
1909-10	3	1	.750	2	0	1.000	J. W. Mayhew
1910-11	8	3	.727	0	1	.000	J. W. Mayhew
1911-12	4	6	.400	2	3	.400	F. M. Long
1912-13	2	3	.400	1	3	.250	F. M. Long
1913-14	7	5	.538	0	4	.000	Dr. C. C. Stroud
1914-15	10	1	.909	3	1	.750	Dr. C. C. Stroud
1915-16	14	10	.583	6	7	.462	Dr. C. C. Stroud
1916-17	20	2	.909	11	0	1.000	Dr. C. C. Stroud
1917-18	12	1	.923	3	0	1.000	Dr. C. C. Stroud
1918-19	1	0	1.000	0	0	.000	R. E. Edmonds
1919-20	19	2	.905	8	2	.800	Dr. C. C. Stroud
1920-21	19	4	.826	5	2	.714	Branch Bocock
1921-22	15	1	.938	3	1	.750	Tad Gormley
1922-23	10	10	.500	0	7	.000	Tad Gormley
1923-24	8	12	.400	0	7	.000	"Moon" Ducote
1924-25	10	7	.588	1	5	.167	"Gob" Wilson
1925-26	9	9	.500	4	5	.444	Harry Rabenhorst
1926-27	7	9	.438	3	5	.375	Harry Rabenhorst
1927-28	14	4	.778	8	4	.667	Harry Rabenhorst
1928-29	8	13	.381	5	10	.333	Harry Rabenhorst
1929-30	10	11	.476	6	8	.429	Harry Rabenhorst
1930-31	7	8	.467	4	5	.444	Harry Rabenhorst
1931-32	11	9	.550	9	9	.500	Harry Rabenhorst
1932-33	15	8	.652	13	7	.650	Harry Rabenhorst
1933-34	13	4	.765	13	3	.813	Harry Rabenhorst
1934-35	14	1	.933	12	0	1.000	Harry Rabenhorst
1935-36	10	10	.500	9	6	.600	Harry Rabenhorst
1936-37	13	7	.650	7	6	.539	Harry Rabenhorst
1937-38	10	10	.500	7	6	.539	Harry Rabenhorst
1938-39	13	7	.650	10	5	.667	Harry Rabenhorst
1939-40	10	8	.556	8	4	.667	Harry Rabenhorst
1940-41	9	9	.500	7	5	.583	Harry Rabenhorst
1941-42	8	7	.533	8	3	.727	Harry Rabenhorst
1942-43	18	4	.818	11	2	.846	Dale Morey
1943-44	10	15	.400	0	4	.000	Dale Morey
1944-45	15	9	.625	3	3	.500	Fatherree-Swanson
1945-46	18	3	.857	8	0	1.000	Harry Rabenhorst
1946-47	17	4	.810	9	2	.818	Harry Rabenhorst
1947-48	8	18	.308	4	10	.286	Harry Rabenhorst
1948-49	15	10	.600	7	6	.539	Harry Rabenhorst
1949-50	13	12	.520	5	8	.385	Harry Rabenhorst
1950-51	10	14	.417	6	8	.429	Harry Rabenhorst
1951-52	17	7	.708	9	5	.643	Harry Rabenhorst
1952-53	22	3	.880	13	0	1.000	Harry Rabenhorst
1953-54	20	5	.800	14	0	1.000	Harry Rabenhorst
1954-55	6	18	.250	3	11	.214	Harry Rabenhorst
1955-56	7	17	.292	5	9	.357	Harry Rabenhorst
1956-57	6	19	.240	1	13	.071	Harry Rabenhorst
1957-58	7	18	.280	3	11	.214	Jay McCreary
1958-59	10	15	.400	2	12	.142	Jay McCreary
1959-60	5	18	.217	3	11	.214	Jay McCreary
1960-61	11	14	.440	6	8	.429	Jay McCreary
1961-62	13	11	.451	7	7	.500	Jay McCreary
1962-63	12	12	.500	5	9	.357	Jay McCreary
1963-64	12	13	.480	8	6	.571	Jay McCreary

SEASON	OVERALL			CONFERENCE			COACH
	W	L	PCT.	W	L	PCT.	
1964-65	12	14	.462	7	9	.438	Jay McCreary
1965-66	6	20	.231	2	14	.125	Frank Truitt
1966-67	3	23	.115	1	17	.056	Press Maravich
1967-68	14	12	.538	8	10	.444	Press Maravich
1968-69	13	13	.500	7	11	.389	Press Maravich
1969-70	22	10	.688	13	5	.722	Press Maravich
1970-71	14	12	.538	10	8	.556	Press Maravich
1971-72	10	16	.385	6	12	.333	Press Maravich
1972-73	14	10	.583	9	9	.500	Dale Brown
1973-74	12	14	.462	6	12	.333	Dale Brown
1974-75	10	16	.385	6	12	.333	Dale Brown
1975-76	12	14	.462	5	13	.278	Dale Brown
1976-77	15	12	.556	8	10	.444	Dale Brown
1977-78	18	9	.667	12	6	.667	Dale Brown
1978-79	23	6	.793	14	4	.778	Dale Brown
1979-80	26	6	.813	14	4	.778	Dale Brown
1980-81	31	5	.861	17	1	.944	Dale Brown
1981-82	14	14	.500	11	7	.611	Dale Brown
1982-83	19	13	.594	10	8	.556	Dale Brown
1983-84	18	11	.621	11	7	.611	Dale Brown
1984-85	19	10	.655	13	5	.722	Dale Brown
1985-86	26	12	.684	9	9	.500	Dale Brown
1986-87	24	15	.615	8	10	.444	Dale Brown
1987-88	16	14	.533	10	8	.555	Dale Brown
1988-89	20	12	.625	11	7	.611	Dale Brown
1989-90	23	9	.719	12	6	.667	Dale Brown
1990-91	20	10	.667	13	5	.722	Dale Brown
1991-92	21	10	.677	12	4	.750	Dale Brown
1992-93	22	11	.667	9	7	.562	Dale Brown
1993-94	11	16	.407	5	11	.312	Dale Brown
1994-95	12	15	.444	6	10	.375	Dale Brown
1995-96	12	17	.414	4	12	.250	Dale Brown
1996-97	10	20	.333	3	13	.187	Dale Brown
1997-98	9	18	.333	2	14	.125	John Brady
1998-99	12	15	.444	4	12	.250	John Brady
1999-00	28	6	.823	12	4	.750	John Brady
2000-01	13	16	.448	2	14	.125	John Brady
2001-02	19	15	.559	6	10	.375	John Brady
2002-03	21	11	.656	8	8	.500	John Brady
2003-04	18	11	.621	8	8	.500	John Brady
2004-05	20	10	.667	12	4	.750	John Brady
2005-06	27	9	.750	14	2	.875	John Brady
2006-07	17	15	.531	5	11	.312	John Brady
2007-08	13	18	.419	6	10	.375	Brady-Pierre
2008-09	27	8	.771	13	3	.812	Trent Johnson
2009-10	11	20	.354	2	14	.125	Trent Johnson
2010-11	11	21	.344	3	13	.187	Trent Johnson
2011-12	18	15	.545	7	9	.437	Trent Johnson
2012-13	19	12	.613	9	9	.500	Johnny Jones
2013-14	20	14	.588	9	9	.500	Johnny Jones
2014-15	22	11	.667	11	7	.611	Johnny Jones
2015-16	19	14	.576	11	7	.611	Johnny Jones
2016-17	10	21	.322	2	16	.111	Johnny Jones
2017-18	18	15	.545	8	10	.444	Will Wade
2018-19	28	7	.800	16	2	.889	Will Wade
2019-20	21	10	.677	12	6	.667	Will Wade
<b>Totals</b>	<b>1583</b>	<b>1196</b>	<b>.570</b>	<b>770</b>	<b>749</b>	<b>.507</b>	

## Milestones (On Court Wins)

<b>1st win</b>	Jan. 30, 1909, vs. Dixon Academy (35-20) at Covington, La.
<b>100th win</b>	Feb. 12, 1920, vs. Mercer (33-22) at Macon, Ga.
<b>200th win</b>	Jan. 14, 1929, vs. Louisiana College (32-31) at Pineville, La.
<b>300th win</b>	Jan. 8, 1938, vs. Rice (58-38) at Baton Rouge, La.
<b>400th win</b>	Feb. 1, 1946, vs. Navy (58-47) at Baton Rouge, La.
<b>500th win</b>	Jan. 19, 1953, vs. Georgia (55-50) at Athens, Ga.
<b>600th win</b>	Dec. 19, 1962, vs. Arkansas (72-70) at Little Rock, Ark.
<b>700th win</b>	Feb. 6, 1971, vs. Alabama (107-78) at Baton Rouge, La.
<b>800th win</b>	Dec. 9, 1978, vs. Tulane (98-88) at New Orleans, La.
<b>900th win</b>	Jan. 17, 1983, vs. UNC Wilmington (70-55) at Baton Rouge, La.
<b>1000th win</b>	Jan. 6, 1988, vs. Vanderbilt (51-39) at Nashville, Tenn.
<b>1100th win</b>	Dec. 16, 1992, vs. Campbell (93-71) at Baton Rouge, La.

<b>1200th win</b>	Feb. 5, 2000 vs. Alabama (93-60) at Tuscaloosa, Ala.
<b>1300th win</b>	March 2, 2005 vs. Ole Miss (58-53) at Oxford, Miss.
<b>1400th win</b>	Nov. 24, 2010 vs. Centenary (78-36) at Baton Rouge, La.
<b>1500th win</b>	Jan. 26, 2016, vs. Georgia (89-85) at Baton Rouge, La.



# Home-Away-Neutral/Win Streaks

SEASON	HOME			AWAY			NEUTRAL		
	WON	LOST	PCT.	WON	LOST	PCT.	WON	LOST	PCT.
1908-09	4	0	1.000	1	2	.333	0	0	
1909-10	3	0	1.000	0	1	.000	0	0	
1910-11	3	0	1.000	5	3	.625	0	0	
1911-12	4	0	1.000	0	6	.000	0	0	
1912-13	2	1	.667	0	2	.000	0	0	
1913-14	4	2	.667	3	3	.500	0	0	
1914-15	8	1	.889	2	0	1.000	0	0	
1915-16	11	4	.733	3	6	.333	0	0	
1916-17	11	0	1.000	9	2	.818	0	0	
1917-18	4	0	1.000	8	1	.889	0	0	
1918-19	1	0	1.000	0	0		0	0	
1919-20	10	0	1.000	9	2	.818	0	0	
1920-21	14	1	.933	5	3	.625	0	0	
1921-22	11	1	.917	4	0	1.000	0	0	
1922-23	9	6	.600	1	3	.250	0	1	.000
1923-24	4	6	.400	4	6	.400	0	0	
1924-25	7	2	.778	3	4	.429	0	1	.000
1925-26	6	4	.600	3	5	.375	0	0	
1926-27	6	4	.600	1	5	.167	0	0	
1927-28	10	0	1.000	3	3	.500	1	1	.500
1928-29	4	4	.500	4	8	.333	0	1	.000
1929-30	6	2	.750	3	8	.273	1	1	.500
1930-31	4	5	.444	3	2	.600	0	1	.000
1931-32	6	4	.600	5	4	.556	0	1	.000
1932-33	7	1	.875	6	6	.500	2	1	.667
1933-34	10	0	1.000	3	3	.500	0	1	.000
1934-35	11	0	1.000	2	1	.667	1	0	1.000
1935-36	7	3	.700	3	5	.375	0	2	.000
1936-37	9	1	.900	4	5	.444	0	1	.000
1937-38	7	7	.500	3	3	.500	0	0	
1938-39	6	2	.750	5	4	.556	2	1	.667
1939-40	4	5	.444	4	2	.667	2	1	.667
1940-41	4	3	.571	5	5	.500	0	1	.000
1941-42	5	4	.556	3	2	.600	0	1	.000
1942-43	6	0	1.000	10	3	.769	2	1	.667
1943-44	5	7	.417	5	7	.417	0	1	.000
1944-45	9	2	.818	5	6	.455	1	1	.500
1945-46	9	1	.900	6	1	.857	3	1	.750
1946-47	9	0	1.000	4	3	.571	4	1	.800
1947-48	5	5	.500	2	8	.200	1	5	.167
1948-49	7	2	.778	6	6	.500	2	2	.500
1949-50	9	3	.750	1	6	.143	3	3	.500
1950-51	5	3	.625	3	8	.273	2	3	.400
1951-52	11	0	1.000	3	6	.333	3	1	.750
1952-53	10	0	1.000	8	1	.889	4	2	.667
1953-54	13	1	.929	6	0	1.000	1	4	.200
1954-55	5	6	.455	1	12	.077	0	0	
1955-56	5	7	.417	1	9	.100	1	1	.500
1956-57	4	8	.333	1	10	.091	1	1	.500
1957-58	4	8	.333	2	8	.200	1	2	.333
1958-59	5	7	.417	2	8	.200	3	0	1.000
1959-60	4	7	.364	1	10	.091	0	1	.000
1960-61	7	3	.700	4	10	.286	0	1	.000
1961-62	7	2	.778	4	6	.400	2	3	.400
1962-63	7	3	.700	3	8	.273	2	1	.667
1963-64	8	2	.800	3	8	.273	1	3	.250

SEASON	HOME			AWAY			NEUTRAL		
	WON	LOST	PCT.	WON	LOST	PCT.	WON	LOST	PCT.
1964-65	7	4	.636	3	8	.273	2	2	.500
1965-66	3	7	.300	3	10	.231	0	3	.000
1966-67	2	9	.182	1	12	.077	0	2	.000
1967-68	9	4	.692	5	6	.455	0	2	.000
1968-69	6	5	.545	5	8	.385	2	0	1.000
1969-70	10	3	.769	8	4	.667	4	3	.571
1970-71	7	4	.636	5	7	.417	2	1	.667
1971-72	8	4	.667	2	11	.154	0	1	.000
1972-73	8	4	.667	5	6	.455	1	0	1.000
1973-74	9	5	.643	3	9	.250	0	0	
1974-75	6	6	.500	3	10	.231	1	0	1.000
1975-76	10	6	.625	2	8	.200	0	0	
1976-77	11	5	.688	4	7	.364	0	0	
1977-78	11	4	.733	7	5	.583	0	0	
1978-79	13	1	.929	8	3	.727	2	2	.500
1979-80	12	2	.857	7	3	.700	7	1	.875
1980-81	15	0	1.000	8	1	.889	8	4	.667
1981-82	9	4	.692	4	7	.364	1	3	.250
1982-83	11	4	.733	7	7	.500	1	2	.333
1983-84	12	2	.857	5	7	.417	1	2	.333
1984-85	13	2	.867	6	6	.500	0	2	.000
1985-86	13	3	.813	10	8	.556	3	1	.750
1986-87	10	6	.625	5	6	.455	9	3	.750
1987-88	11	4	.733	4	8	.333	1	2	.333
1988-89	11	5	.688	6	6	.500	3	1	.750
1989-90	16	2	.889	4	5	.444	3	2	.600
1990-91	15	1	.938	5	6	.455	0	3	.000
1991-92	12	4	.750	6	4	.600	3	2	.600
1992-93	15	2	.882	3	6	.333	4	3	.571
1993-94	8	6	.571	2	8	.200	1	2	.333
1994-95	9	7	.563	3	6	.333	0	2	.000
1995-96	11	7	.611	1	7	.125	0	3	.000
1996-97	9	6	.600	0	9	.000	1	5	.167
1997-98	8	8	.500	1	9	.100	0	1	.000
1998-99	12	4	.750	0	10	.000	0	1	.000
1999-00	15	1	.938	5	3	.625	8	2	.800
2000-01	9	7	.563	2	8	.200	2	1	.667
2001-02	12	5	.706	4	7	.364	3	3	.500
2002-03	16	2	.889	2	6	.250	3	3	.500
2003-04	12	3	.800	5	7	.417	1	1	.500
2004-05	14	1	.933	4	6	.400	2	3	.400
2005-06	14	2	.875	7	4	.636	6	3	.667
2006-07	14	4	.778	2	9	.182	1	2	.333
2007-08	9	6	.600	4	9	.308	0	3	.000
2008-09	19	2	.905	6	3	.667	2	3	.400
2009-10	11	7	.611	0	9	.000	0	4	.000
2010-11	8	10	.444	3	8	.273	0	3	.000
2011-12	11	4	.733	4	9	.308	3	2	.600
2012-13	14	3	.824	4	8	.333	1	1	.500
2013-14	13	3	.813	4	9	.308	3	2	.600
2014-15	13	4	.765	8	3	.727	1	4	.200
2015-16	15	3	.833	3	8	.273	1	3	.333
2016-17	8	8	.500	1	10	.0909	1	3	.333
2017-18	14	4	.778	3	8	.273	1	3	.333
2018-19	15	2	.882	9	1	.900	4	4	.500
2019-20	15	2	.882	5	6	.454	1	2	.333
<b>TOTAL</b>	<b>999</b>	<b>383</b>	<b>.723</b>	<b>432</b>	<b>643</b>	<b>.402</b>	<b>152</b>	<b>170</b>	<b>.473</b>

## Maravich Center Win Streaks

- 23** 15 games 1980-81 season; First 8 games 1981-82 season
- 18** Last 7 games 2017-18 season; First 11 games 2018-19 season
- 18** Last 8 games 1983-84 season; First 10 games 1984-85 season
- 18** Last 7 games 1989-90 season; First 11 games 1990-91 season
- 17** Last 3 games 2007-08 season; First 14 games 2008-09 season
- 16** Last 4 games 1991-92 season; First 12 games 1992-93 season
- 14** Last game 1977-78 season; First 13 games 1978-79 season
- 14** Last 7 game 1999-00 season; First 7 games 2000-01 season
- 13** Last 6 games 1972-73 season; First 7 games 1973-74 season
- 13** Last 5 games 2002-03 season; First 8 games 2003-04 season
- 13** Last 11 games 2004-05 season; First 2 games 2005-06 season
- 11** Last 2 games 1984-85 season; First 9 games 1985-86 season
- 11** Last game 2000-2001 season; First 10 games 2001-2002 season
- 11** First 11 games of the 2002-03 season
- 11** Final 9 games of the 2005-06 season; First 2 games of 2006-07

## Home Winning Streaks (ALL SITES OVERALL)

- 42** Last 3 games 1915-16 season;  
11 games 1916-17 season;  
4 games 1917-18 season;  
1 game 1918-19 season;  
10 games 1991-20;  
First 13 games 1920-21 season
- 29** Last 6 games 1932-33 season;  
10 games 1933-34 season;  
11 games 1934-35 season;  
First 2 games 1935-36 season
- 25** Last game 1950-51 season;  
11 games 1951-52 season;  
10 games 1952-53 season;  
First 3 games 1953-54 season

# Year-by-Year Records

## SIAA Era

### COACH E. R. WINGARD

#### 1 SEASON • 1909

##### 5-2 (.714)

#### 1909 RECORD: 5-2, 2-0

##### Coach: E. R. Wingard

DATE	OPPONENT	RESULTS
1-30	Dixon Academy	A W, 35-20
2-6	Mississippi State	H W, 18-12
2-8	Mississippi State	H W, 14-10
2-18	Baton Rouge H.S.	H W, 36-14
2-26	YMCA (N.O.)	A L, 11-27
2-27	YMCA (N.O.)	A L, 16-37
3-6	Dixon Academy	H W, 21-12

### COACH J. W. MAYHEW

#### 2 SEASONS • 1910-11

##### 11-4 (.733)

#### 1910 RECORD: 3-1, 2-0

##### Coach: J. W. Mayhew

DATE	OPPONENT	RESULTS
2-4	Ole Miss	H W, 39-14
2-5	Ole Miss	H W, 25-4
2-26	YMCA (N.O.)	A L, 11-53
3-5	YMCA (N.O.)	H W, 30-17

#### 1911 RECORD: 8-3, 6-1

##### Coach: J. W. Mayhew

DATE	OPPONENT	RESULTS
11-26	Tulane	H W, 47-7
1-27	Tulane	H W, 26-15
2-7	Mississippi State	A W, 33-17
2-8	Mississippi State	A W, 42-12
2-9	Birmingham AC	A L, 17-45
2-10	Bessemer AC	A L, 17-37
2-11	Birmingham High	A W, 23-21
2-11	B'mingham YMCA	A W, 23-21
2-13	Texas	H W, 39-10
2-17	Tulane	A W, 27-25
2-18	Tulane	A L, 13-15

### COACH F. M. LONG

#### 2 SEASONS • 1912-1913

##### 6-9 (.400)

#### 1912 RECORD: 4-6, 2-3

##### Coach: F. M. Long

DATE	OPPONENT	RESULTS
1-15	Ole Miss	H W, 27-15
1-16	Ole Miss	H W, 33-11
2-5	YMCA (N.O.)	A L, 24-25
2-6	Mississippi State	A L, 16-22
2-7	Mississippi State	A L, 11-21
2-8	Birmingham AC	A L, 7-54
2-9	Bessemer AC	A L, 20-42
2-10	Auburn	A L, 15-38
2-17	YMCA (N.O.)	H W, 23-19
2-25	YMGC (N.O.)	H W, 32-6

#### 1913 RECORD: 2-3, 1-3

##### Coach: F. M. Long

DATE	OPPONENT	RESULTS
2-8	YMGC (N.O.)	H W, 39-11
2-14	Tulane	A L, 13-15
2-15	Tulane	A L, 20-26
2-28	Tulane	H L, 15-16
3-1	Tulane	H W, 13-12

### COACH C. C. STROUD

#### 6 SEASONS

#### 1913-1918, 1919-1920

##### 82-21 (.796)

#### 1913-14 RECORD: 7-5, 0-4

##### Coach: Dr. C. C. Stroud

DATE	OPPONENT	RESULTS
12-19	Louisiana College	A W, 17-15
12-22	Shreveport AC	A W, 31-14
12-23	Shreveport AC	A W, 25-20
1-9	Southwestern La. ^	H W, 44-7
1-17	Louisiana College	H W, 27-24
1-21	Miss. College	H W, 34-13
1-22	Miss. College	H W, 29-19
2-13	Tulane	H L, 14-26
2-14	Tulane	H L, 7-10

2-19	St. Paul's	A L, 15-35
2-27	Tulane	A L, 12-25
2-28	Tulane	A L, 6-13

#### 1914-15 RECORD: 10-1, 3-1

##### Coach: Dr. C. C. Stroud

DATE	OPPONENT	RESULTS
12-21	Centenary	A W, 38-17
12-22	Shreveport AC	A W, 21-20
1-14	Southwestern La.	H W, 29-6
1-15	Southwestern La.	H W, 39-16
1-18	YMGC (N.O.)	H W, 24-11
1-23	Louisiana College	H W, 30-4
2-6	YMCA (N.O.)	H W, 55-18
2-12	Mississippi State	H W, 24-12
2-13	Mississippi State	H L, 14-15
2-19	Tulane	H W, 28-17
2-20	Tulane	H W, 37-19

#### 1915-16 RECORD: 14-10, 6-7

##### Coach: Dr. C. C. Stroud

DATE	OPPONENT	RESULTS
	Jefferson College	H W, 55-18
	YMCA (N.O.)	H W, 42-26
	Southwestern La.	H W, 44-14
	Southwestern La.	H W, 69-13
	Louisiana College	H W, 14-11
	Louisiana College	H W, 20-19
	La. Normal ^	H W, 24-23
	Alabama	H L, 25-39
	Alabama	H L, 25-44
	YMGC (N.O.)	H W, 39-22
1-22	Mississippi State	A W, 31-21
2-4	Tulane	H L, 21-24
2-5	Tulane	H L, 18-22
2-7	Alabama	A W, 25-18
2-10	Mississippi State	A L, 17-23
	Birmingham AC	A L, 30-39
2-10	Auburn	A L, 23-24
	Columbus AC	A L, 21-42
	Atlanta AC	A L, 16-64
2-18	Tulane	A L, 14-26
2-19	Tulane	A W, 19-16
2-21	Ole Miss	H W, 55-29
2-23	Rice	H W, 29-21
2-24	Rice	H W, 25-17

#### 1916-17 RECORD: 20-2, 11-0

##### Coach: Dr. C. C. Stroud

DATE	OPPONENT	RESULTS
	SW Louisiana ^	A W, 33-20
	SW Louisiana ^	A L, 13-21
	Shreveport AC	A W, 19-17
	SW Louisiana ^	H W, 50-13
	YMGC	H W, 54-22
	Texas A&M	H W, 24-15
	Texas A&M	H W, 30-14
1-26	Mississippi State	H W, 36-28
1-27	Mississippi State	H W, 38-17
	Shreveport AC	H W, 39-24
	Alabama	H W, 34-7
	Millsaps	H W, 95-6
2-9	Tulane	A W, 37-20
2-10	Tulane	A W, 27-18
	YMCA (Mobile)	A L, 18-37
	Spring Hill	A W, 34-24
2-13	Auburn	A W, 37-13
	Birmingham AC	A W, 37-23
	Alabama	A W, 38-9
	Millsaps	A W, 57-11
2-23	Tulane	H W, 46-27
2-24	Tulane	H W, 26-20

#### 1917-18 RECORD: 12-1, 3-0

##### Coach: Dr. C. C. Stroud

DATE	OPPONENT	RESULTS
12-2	La. Normal ^	A W, 38-25
12-3	Shreveport AC	A W, 51-20
12-13	Jefferson College	H W, 42-18
1-11	SW Louisiana ^	A W, 36-7
1-11	St. Charles	A W, 61-17
1-18	Auburn	H W, 43-31
1-19	Auburn	H W, 34-27
2-1	Navy Res. (NO)	H W, 64-8
2-6	Millsaps	A W, 66-10
2-6	Miss. College	A W, 41-24
2-8	Birmingham AC	A L, 23-33
2-8	Birmingham AC	A W, 33-22
2-9	Alabama	A W, 28-25

### COACH R. E. EDMONDS

#### 1 SEASON • 1919

##### 1-0 (1.000)

#### 1919 RECORD: 1-0, 0-0

##### Coach: R. E. Edmonds

DATE	OPPONENT	RESULTS
2-1	Jefferson Col. (H)	W 66-18

### COACH C. C. STROUD

#### 6 SEASONS

#### 1913-1918, 1919-1920

##### 82-21 (.796)

#### 1919-1920 RECORD: 19-2, 8-2

##### Coach: Dr. C. C. Stroud

DATE	OPPONENT	RESULTS
12-30	Jefferson Col. (H)	W 46-15
12-31	Jefferson Col. (H)	W 57-24
1-3	YMGC (NO) (H)	W 47-19
1-10	St. Stanislaus (A)	W 47-21
	La. College (A)	W 35-20
1-24	Mississippi St. (H)	W 27-12
1-30	La. College (H)	W 63-19
1-31	La. College (H)	W 39-15
2-3	Spring Hill (H)	W 64-16
2-6	Tulane (A)	W 35-19
2-7	Tulane (A)	W 29-10
2-9	Alabama (A)	W 30-11
2-10	B'mingham AC (A)	W 28-19
2-11	Georgia (A)	L 15-32
2-12	Mercer (A)	W 33-22
2-13	Auburn (A)	L 21-33
2-14	YMCA (Mobile) (A)	W 26-22
2-14	Spring Hill (A)	W 38-9
2-23	Alabama (H)	W 44-19
2-27	Tulane (H)	W 37-12
2-28	Tulane (H)	W 37-12

## SIC Era

### COACH BRANCH BOCOCK

#### 1 SEASON • 1921

##### 19-4 (.826)

#### 1921 RECORD: 19-4, 5-2

##### Coach: Branch Bocock

DATE	OPPONENT	RESULTS
1-8	La. Normal ^	H W, 29-25
1-10	Loyola (N.O.)	H W, 74-12
1-15	YMHA (N.O.)	H W, 42-20
1-21	SW Louisiana ^	H W, 47-11
1-25	Texas A&M	H W, 30-28
1-26	Texas A&M	H W, 31-30
1-29	Navy (Pensacola)	H W, 54-12
1-30	Navy (Pensacola)	H W, 51-41
2-1	Spring Hill	H W, 29-24
2-2	Spring Hill	H W, 31-17
2-4	Tulane	H W, 42-27
2-5	Tulane	H W, 52-24
2-11	SW Louisiana ^	H W, 61-8
2-18	Ole Miss	H L, 22-23
2-19	Ole Miss	H W, 46-13
2-21	Texas A&M	A W, 24-16
2-22	Texas A&M	A L, 19-49
2-23	Baylor	A L, 20-32
2-24	Baylor	A W, 34-33
2-25	YMCA (Houston)	A W, 49-19
2-26	Rice	A W, 35-23
3-4	Tulane	A L, 29-31
3-5	Tulane	A W, 27-20

### COACH FRANK "TAD" GORMLEY

#### 2 SEASONS • 1922-23

##### 25-11 (.694)

#### 1922 RECORD: 15-1, 3-1

##### Coach: Frank "Tad" Gormley

DATE	OPPONENT	RESULTS
1-10	SW Louisiana ^	H W, 41-8
1-11	SW Louisiana ^	H W, 29-17
1-13	Louisiana College	H W, 52-26
1-14	Louisiana College	H W, 50-22
1-20	La. Normal ^	H W, 32-15
1-21	La. Normal ^	H W, 40-3
1-27	Tulane	A W, 18-15
1-28	Tulane	A W, 26-18
2-1	Spring Hill	H W, 27-26
2-2	Spring Hill	H W, 16-15
2-10	YMCA (Houston)	A W, 29-27
2-11	YMCA (Houston)	A W, 28-22
2-15	Miss. College	H W, 29-20

2-16	Miss. College	H W, 26-18
2-20	Tulane	H L, 23-39
2-21	Tulane	H W, 34-19

#### 1923 RECORD: 10-10, 0-6

##### Coach: Frank "Tad" Gormley

DATE	OPPONENT	RESULTS
1-7	Stanocolas	H L, 17-35
1-10	La. College	H W, 23-22
1-11	La. College	H W, 33-22
1-15	Mississippi St.	H L, 25-36
1-16	Mississippi St.	H L, 20-35
1-19	SW Louisiana ^	H W, 25-22
1-24	Miss. College	H W, 27-17
1-25	Miss. College	H W, 19-14
1-31	Spring Hill	H L, 21-23
2-1	Spring Hill	H W, 36-20
2-5	Millsaps	H W, 32-10
2-6	Millsaps	H W, 34-23
2-9	Tulane	H L, 24-33
2-10	Tulane	H L, 18-28
2-16	Tulane	A L, 23-40
2-17	Tulane	A L, 11-34
2-22	Stanocolas	H W, 46-20
2-26	Vanderbilt-1	N L, 10-36
2-28	Spring Hill	A L, 24-26
3-1	Spring Hill	A W, 20-18

### COACH "MOON" DUCOTE

#### 1 SEASON • 1924

##### 8-12 (.400)

#### 1924 RECORD: 8-12, 0-7

# Year-by-Year Records

1-15	Ole Miss	H	W, 27-24	2-3	Alabama	A	L, 20-37
1-16	Ole Miss	H	L, 19-43	2-4	Alabama	A	L, 22-28
1-22	Vanderbilt	H	W, 24-23	2-5	Auburn	H	W, 44-27
1-25	Alabama	A	L, 15-26	2-8	Auburn	H	W, 49-45
1-26	Alabama	A	W, 28-22	2-10	Spring Hill	H	W, 53-17
1-27	St. Stanislaus	A	L, 19-38	2-11	Spring Hill	H	W, 52-14
1-28	St. Stanislaus	A	L, 21-27	2-14	Tulane	H	W, 35-30
2-5	Tulane	H	W, 30-23	2-15	Tulane	H	W, 24-15
2-6	Tulane	H	L, 23-24	2-21	Tulane	A	L, 25-27
2-12	La. Normal ^	H	L, 27-35	2-22	Tulane	A	L, 27-30
2-13	La. Normal ^	H	L, 21-23	3-3	Duke-1	N	L, 34-43
2-19	Tulane	A	L, 29-32				
2-20	Tulane	A	L, 13-22				

## 1927 RECORD: 7-9, 3-5

**Coach: Harry Rabenhorst**

DATE	OPPONENT	RESULTS
1-8	Sewanee	H W, 26-23
1-14	Ole Miss	H L, 16-36
1-15	Ole Miss	H W, 22-21
1-21	Louisiana College	A L, 19-35
1-22	Louisiana College	A W, 23-20
1-28	Loyola (N.O.)	H L, 15-16
1-29	Loyola (N.O.)	H W, 42-18
2-4	Tulane	A L, 20-27
2-5	Tulane	A L, 9-36
2-10	Georgia Tech	H W, 29-27
2-11	Loyola (N.O.)	A L, 26-41
2-12	Loyola (N.O.)	A L, 19-27
2-18	Tulane	H L, 20-25
2-19	Tulane	H L, 20-23
2-21	SW Louisiana ^	H W, 34-22
2-22	SW Louisiana ^	H W, 29-12

## 1928 RECORD: 14-4, 7-3

**Coach: Harry Rabenhorst**

DATE	OPPONENT	RESULTS
1-6	SW Louisiana^	H W, 40-17
1-7	SW Louisiana ^	H W, 36-17
1-13	Ole Miss	H W, 20-17
1-14	Ole Miss	H W, 36-25
1-25	Ole Miss	A L, 23-33
1-26	Ole Miss	A W, 34-33
1-27	Mississippi State	A L, 26-46
1-28	Mississippi State	A L, 23-29
1-30	Louisiana Tech	H W, 40-23
1-31	Louisiana Tech	H W, 37-28
2-3	Tulane	H W, 47-13
2-4	Tulane	H W, 41-18
2-10	Louisiana College	H W, 47-17
2-11	Louisiana College	H W, 47-22
2-17	Tulane	A W, 36-20
2-18	Tulane	A W, 39-25
2-23	North Carolina-1	N W, 44-38
2-25	Ole Miss-1	N L, 28-55

## 1929 RECORD: 8-13, 5-9

**Coach: Harry Rabenhorst**

DATE	OPPONENT	RESULTS
1-7	SW Louisiana ^	H W, 23-17
1-8	SW Louisiana ^	H W, 29-22
1-11	Ole Miss	H L, 21-42
1-12	Ole Miss	H L, 17-34
1-14	Louisiana College	A W, 32-31
1-15	Louisiana College	A L, 43-44
1-18	Ole Miss	A L, 24-28
1-19	Ole Miss	A L, 25-30
1-28	Auburn	A W, 45-28
1-29	Auburn	A W, 65-28
1-30	Alabama	A L, 16-38
1-31	Alabama	A L, 28-37
2-4	Mississippi State	H L, 16-26
2-5	Mississippi State	H W, 39-29
2-11	SW Louisiana ^	A L, 34-36
2-12	SW Louisiana ^	A L, 23-25
2-15	Tulane	A L, 37-40
2-16	Tulane	A W, 28-21
2-22	Tulane	H W, 37-35
2-23	Tulane	H L, 32-33
2-28	Wash & Lee-1	N L, 22-32

## 1930 RECORD: 10-11, 6-7

**Coach: Harry Rabenhorst**

DATE	OPPONENT	RESULTS
1-3	Louisiana College	A L, 41-53
1-4	Louisiana College	A L, 15-55
1-9	Miss. College	A L, 24-27
1-10	Ole Miss	A L, 27-31
1-11	Ole Miss	A W, 31-21
1-17	Ole Miss	H L, 24-47
1-18	Ole Miss	H L, 29-32
1-24	Louisiana Tech	A W, 37-31
1-25	Louisiana Tech	A W, 42-27
2-1	Miss. State-2	N W, 32-24

## 1931 RECORD: 7-8, 4-4

**Coach: Harry Rabenhorst**

DATE	OPPONENT	RESULTS
1-10	New Orleans AC	H L, 35-41
1-13	Miss. College	A W, 46-34
1-15	Ole Miss	A W, 26-24
1-16	Ole Miss	A L, 29-30
1-22	Alabama	H L, 26-40
1-23	Alabama	H L, 28-37
1-30	SW Louisiana ^	H L, 26-40
1-31	SW Louisiana ^	H L, 29-34
2-6	Southern Miss	H W, 46-35
2-7	Southern Miss	H W, 47-31
2-13	Tulane	A L, 23-38
2-14	Tulane	A W, 39-31
2-20	Tulane	H W, 49-30
2-21	Tulane	H W, 48-27
2-23	Maryland-1	N L, 34-37

## 1932 RECORD: 11-9, 8-8

**Coach: Harry Rabenhorst**

DATE	OPPONENT	RESULTS
1-8	SW Louisiana ^	H W, 44-23
1-9	SW Louisiana ^	H W, 50-35
1-15	Ole Miss	A W, 37-34
1-16	Ole Miss	A L, 22-24
1-18	Mississippi State	H L, 28-29
1-19	Mississippi State	H W, 40-15
1-22	Alabama	A L, 25-34
1-23	Alabama	A L, 25-37
1-25	Mississippi State	A W, 30-26
1-26	Mississippi State	A W, 33-29
1-29	Ole Miss	H W, 55-53
1-30	Ole Miss	H L, 33-35
2-8	Auburn	H L, 34-48
2-9	Auburn	H L, 30-34
2-11	Tulane	H W, 32-25
2-12	Tulane	H W, 34-22
2-19	Tulane	A W, 29-26
2-20	Tulane	A L, 29-33
2-26	Georgia Tech-1	A W, 36-33
2-27	Auburn-1	N L, 22-30

## SEC Era

## 1933 RECORD: 15-8, 13-7

**Coach: Harry Rabenhorst**

DATE	OPPONENT	RESULTS
1-4	Alabama	H W, 32-27
1-5	Alabama	H L, 36-40
1-11	Mississippi State	A W, 32-28
1-12	Mississippi State	A W, 49-26
1-13	Ole Miss	A L, 37-40
1-14	Ole Miss	A L, 32-34
1-17	Mississippi State	H W, 45-40
1-18	Mississippi State	H W, 37-33
1-20	Sewanee	A W, 50-30
1-21	Sewanee	A W, 57-45
1-23	Vanderbilt	A L, 34-54
1-24	Vanderbilt	A L, 26-52
1-25	Auburn	A W, 26-25
1-26	Auburn	A L, 24-25
2-10	Tulane	A L, 31-44
2-11	Tulane	A W, 46-28
2-13	Ole Miss	H W, 53-33
2-14	Ole Miss	H W, 50-33
2-17	Tulane	H W, 50-38
2-18	Tulane	H W, 51-37
2-20	Auburn-3	N W, 57-33
2-21	Tennessee-3	N W, 55-43
2-22	Kentucky-3	N L, 38-51

## 1934 RECORD: 13-4, 13-3

**Coach: Harry Rabenhorst**

DATE	OPPONENT	RESULTS
1-5	Sewanee	H W, 80-20
1-6	Sewanee	H W, 60-9
1-5	Mississippi State	A L, 46-47
1-10	Mississippi State	A W, 48-23
1-12	Alabama	A L, 33-36

1-13	Alabama	A	L, 29-37
1-19	Tulane	H	W, 29-25
1-20	Tulane	H	W, 48-26
2-5	Auburn	H	W, 40-17
2-6	Auburn	H	W, 38-16
2-8	Mississippi State	H	W, 54-39
2-9	Mississippi State	H	W, 61-30
2-12	Ole Miss	H	W, 52-33
2-13	Ole Miss	H	W, 49-39
2-16	Tulane	A	W, 43-22
2-17	Tulane	A	W, 36-21
3-3	Tennessee-3	N	L, 35-42

## 1935 AMERICAN LEAGION BOWL NATIONAL CHAMPION SEC CHAMPION

## 1934-35 RECORD: 14-1, 12-0

**Coach: Harry Rabenhorst**

DATE	OPPONENT	RESULTS
12-18	SW Louisiana ^	H W, 54-30
1-7	Alabama	H W, 34-32
1-8	Alabama	H W, 41-39
1-19	Rice	A L, 47-56
2-4	Ole Miss	H W, 47-32
2-5	Ole Miss	H W, 47-33
2-8	Tulane	A W, 34-16
2-9	Tulane	A W, 35-24
2-13	Mississippi State	H W, 67-32
2-14	Mississippi State	H W, 46-39
2-15	Vanderbilt	H W, 56-41
2-16	Vanderbilt	H W, 40-31
2-22	Tulane	H W, 65-20
2-23	Tulane	H W, 64-23
4-13	Pittsburgh-4	N W, 41-37

## 1935-36 RECORD: 10-10, 9-6

**Coach: Harry Rabenhorst**

DATE	OPPONENT	RESULTS
12-18	SW Louisiana ^	H W, 43-28
12-23	Georgia	H W, 46-34
1-2	Pittsburgh-5	N L, 47-52
1-10	Alabama	A L, 25-37
1-11	Alabama	A L, 34-43
1-13	Mississippi State	A L, 38-49
1-14	Mississippi State	A W, 32-30
1-23	Rice	H L, 38-42
1-24	Rice	H L, 30-38
1-31	Ole Miss	H W, 54-37
2-1	Ole Miss	H L, 46-51
2-7	Tulane	H W, 52-27
2-8	Tulane	H W, 49-26
2-10	Mississippi State	H W, 43-37
2-11	Mississippi State	H W, 45-40
2-14	Ole Miss	A L, 47-59
2-15	Ole Miss	A L, 51-69
2-21	Tulane	A W, 50-30
2-22	Tulane	A W, 46-22
2-28	Alabama-6	N L, 30-52

## 1936-37 RECORD: 13-7, 7-6

**Coach: Harry Rabenhorst**

DATE	OPPONENT	RESULTS
12-16	SW Louisiana ^	H W, 44-19
1-6	Alabama	H W, 43-33
1-7	Alabama	H W, 47-27
1-8	Rice	A W, 32-29
1-9	Rice	A W, 38-37
1-13	Ole Miss	A L, 47-50
1-14	Ole Miss	A L, 27-40
1-16	Mississippi State	A L, 36-53
1-20	Louisiana Tech	H W, 54-24
1-21	Louisiana Tech	H W, 35-34
2-1	Auburn	A L, 24-37
2-2	Auburn	A W, 54-34
2-5	Tulane	H W, 42-31
2-6	Tulane	H W, 46-42
2-12	Loyola (N.O.)	H W, 46-31
2-15	Mississippi State	H W, 42-41
2-16	Mississippi State	H L, 38-39
2-19	Tulane	A W, 37-31
2-20	Tulane	A L, 32-52
2-26	Kentucky-6	N L, 37-57

## 1937-38 RECORD: 10-10, 7-6

**Coach: Harry Rabenhorst**

DATE	OPPONENT	RESULTS
12-13	SW Louisiana ^	H W, 31-26
12-16	Southern Cal	H L, 38-54
12-17	Southern Cal	H L, 26-50
1-7	Rice	H L, 38-45

1-8	Rice	H	W, 58-38
1-14	Ole Miss	H	L, 48-59
1-15	Ole Miss	H	L, 44-47
1-31	Mississippi State	H	W, 38-33
2-1	Mississippi State	H	W, 31-22
2-4	Georgia Tech	H	W, 47-35
2-7	Alabama	A	L, 33-41
2-8	Alabama	A	L, 32-33
2-14	Mississippi State	A	W, 66-44
2-15	Mississippi State	A	L, 46-63
2-18	Tulane	A	W, 44-42
2-19	Tulane	A	W, 31-27
2-25	Tulane	H	W, 42-31
2-26	Tulane	H	L, 39-41
3-3	Auburn-7	H	W, 60-34
3-4	Ole Miss-7	H	L, 41-68

## 1938-39 RECORD: 13-7, 10-5

**Coach: Harry Rabenhorst**

DATE	OPPONENT	RESULTS
12-14	Rice	A L, 32-34
12-15	Rice	A W, 30-27
1-6	Alabama	H W, 33-29
1-7	Alabama	H L, 30-39
1-9	Ole Miss	A W, 42-41
1-10	Ole Miss	A W, 42-34
1-30	Mississippi State	A W, 48-32
1-31	Mississippi State	A L, 29-31
2-3	Mississippi State	H W, 47-45
2-4	Mississippi State	H W, 54-33
2-9	Georgia Tech	A L, 35-37
2-13	Ole Miss	H W, 50-48
2-14	Ole Miss	H W, 59-18
2-17	Tulane	H W, 36-33
2-18	Tulane	H L, 33-36
2-23	Tulane	A L, 30-36
2-24	Tulane	A W, 41-31
3-2	Georgia-6	N W, 50-28
3-2	Sewanee-6	N W, 55-35
3-3	Kentucky-6	N L, 34-53

## 1939-40 RECORD: 10-8, 8-4

**Coach: Harry Rabenhorst**

DATE	OPPONENT	RESULTS
12-18	Rice	H L, 39-56
12-19	Rice	H L, 51-61
1-5	Auburn	H W, 50-39
1-6	Auburn	H L, 26-42
1-12	Ole Miss	A W, 51-47
1-13	Mississippi State	A L, 37-49
1-15	Alabama	A W, 33-28
1-29	Mississippi State	H W, 55-42
2-2	Georgia Tech	H L, 33-34
2-5	DePaul	A L, 28-53
2-7	SWestern (Tenn.)-8	N W, 61-41
2-10	Ole Miss	H L, 33-45
2-15	Tulane	A W, 34-31
2-16	Tulane	A W, 35-29
2-22	Tulane	H W, 42-39
2-23	Tulane	H W, 40-39
2-29	Alabama-6	N L, 25-51
2-29	Tulane-6	N W, 57-44

## 1940-41 RECORD: 9-9, 7-5

**Coach: Harry Rabenhorst**

DATE	OPPONENT	RESULTS
12-10	SW Louisiana ^	H L, 30-39
12-16	Bogalusa	H W, 52-43
12-19	Rice	A L, 48-60
12-20	Rice	A L, 33-54



# Year-by-Year Records

1-12	Alabama	A	L, 28-40
1-17	Ole Miss	H	L, 42-51
1-24	Mississippi State	H	W, 51-40
2-6	Georgia Tech	H	W, 54-41
2-12	Tulane	H	W, 51-46
2-13	Tulane	H	W, 50-49
2-17	Auburn	H	W, 63-49
2-19	Tulane	A	W, 48-44
2-20	Tulane	A	W, 31-21
2-27	Alabama-9	N	L, 31-45 OT

## COACH DALE MOREY 2 SEASONS • 1942-44 28-19 (.596)

## 1942-43 RECORD: 18-4, 11-2

### Coach: Dale Morey

DATE	OPPONENT	RESULTS
12-11	Harding Field	H W, 92-42
12-17	Rice	A L, 26-56
12-18	Rice	A W, 62-60
12-19	Con. Steel	A W, 49-23
1-4	Alabama	H W, 36-32
1-8	Ole Miss	A W, 54-34
1-9	Miss. State	A L, 40-48
1-11	Alabama	A W, 32-29
1-16	Ole Miss	H W, 51-39
1-19	Miss. State	H W, 61-40
1-30	Livingston	A W, 101-50
2-2	Georgia	A W, 54-39
2-3	Georgia Navy	A W, 50-34
2-5	Georgia Tech	A L, 44-45
2-6	Auburn	A W, 62-37
2-11	Tulane	A W, 91-57
2-12	Tulane	A W, 59-57
2-19	Tulane	H W, 35-34
2-20	Tulane	H W, 46-40
2-25	Auburn-9	N W, 67-38
2-26	Alabama-9	N W, 47-41
2-27	Tennessee-9	N L, 38-52

## 1943-44 RECORD: 10-15, 0-4

### Coach: Dale Morey

DATE	OPPONENT	RESULTS
12-20	Harding Field	A W, 54-29
1-8	Alexandria AB	H L, 24-28
1-12	Camp Van Dorn	H W, 51-15
1-14	Houma Navy	H W, 43-31
1-19	Keesler Field	A L, 38-56
1-20	Gulfpport Field	A L, 40-44
1-21	Pensacola Navy	A L, 30-69
1-22	Pensacola Navy	A L, 37-60
1-26	Harding Field	H L, 48-50
1-28	Barksdale AFB	H L, 44-47
2-1	LSU ASTU	H W, 37-25
2-3	Houma Navy	A W, 36-27
2-5	Bergstrom Field	H W, 53-46
2-8	Camp Van Dorn	A W, 42-38
2-9	Tulane	H L, 42-43
2-10	Tulane	H L, 37-38
2-11	Alexandria AB	A W, 42-29
2-12	Selman Field	A L, 34-36
2-14	Barksdale AFB	A W, 46-41
2-16	Tulane	A L, 39-41
2-17	Tulane	A L, 44-66
2-19	SW Louisiana ^	H L, 40-62
2-21	SW Louisiana ^	H L, 37-60
2-25	LSU ASTU	H W, 65-45
3-3	Kentucky-9	N L, 28-55

## COACH JESSE FATHERREE,

### A. L. SWANSON 1 SEASON • 1944-45 FATHERREE 11-7 (.611) SWANSON 4-2 (.667)

## 1944-45 RECORD: 15-9, 3-3

### Coaches: Jesse Fatherree, A. L. Swanson

DATE	OPPONENT	RESULTS
12-22	Alexandria Air	A L, 31-55
1-5	Alexandria Air	H L, 54-63
1-6	SW Louisiana ^	H W, 44-42
1-8	Keesler Field	A L, 53-60
1-9	Gulfpport Navy	A L, 41-73
1-13	Camp Polk	H W, 56-44
1-15	Mississippi State	A L, 39-47
1-16	Jackson AFB	A W, 50-32
1-17	Louisiana Tech	A W, 43-38

1-20	DuPont-Ethyl	H W, 82-52
1-24	SW Louisiana ^	A W, 59-44
1-29	Mississippi State	H W, 62-27
2-1	Tulane	A L, 43-45
2-2	Tulane	A L, 32-44
2-5	Keesler Field	H W, 60-57
2-7	Louisiana Tech	H W, 83-56
2-9	Tulane	H W, 50-44
2-10	Tulane	H W, 61-55
2-14	Hammond Air	A W, 66-36
2-17	Algiers Navy	H W, 84-69
2-20	Gulfpport Navy	H L, 62-84
2-23	N'western St.-10	N W, 44-40
2-24	Northwestern St.	A W, 70-34
3-2	Kentucky-9	N L, 37-63

## COACH HARRY RABENHORST

### 29 SEASONS • 1926-42, 1945-57 340-264 (.563)

## 1945-46 RECORD: 18-3, 8-0

### Coach: Harry Rabenhorst

DATE	OPPONENT	RESULTS
12-12	Texas A&M	H W, 51-50
12-17	Keesler Field	A L, 58-69
12-18	Keesler Field	A W, 78-61
12-19	Pensacola Navy	A W, 66-58
1-4	Selman Field	H W, 63-50
1-9	Keesler Field	H W, 56-39
1-11	Mississippi State	A W, 54-30
1-12	Ole Miss	A W, 53-23
1-14	Alabama	A W, 48-26
2-1	Navy (N.O.)	H W, 58-47
2-4	Ole Miss	H W, 60-35
2-8	Mississippi State	H W, 73-31
2-11	Louisiana Tech	H W, 58-43
2-13	Corpus Christi	H L, 46-51
2-16	Alabama	H W, 44-30
2-21	Tulane	H W, 54-45
2-23	Tulane	A W, 52-36
2-28	Tulane-9	N W, 74-29
3-1	Ole Miss-9	N W, 69-34
3-2	Georgia-9	N W, 60-41
3-2	Kentucky-9	N L, 36-59

## 1946-47 RECORD: 17-4, 8-2

### Coach: Harry Rabenhorst

DATE	OPPONENT	RESULTS
12-4	Keesler Field	H W, 81-48
12-14	Baylor	H W, 61-34
12-19	St. Francis Pa.-11	N W, 62-57
12-21	Canisius	A L, 50-59
12-30	Tulane	A W, 54-51
1-4	Rice	H W, 60-35
1-10	Ole Miss	A W, 54-43
1-11	Mississippi State	A W, 61-57
1-13	Alabama	A L, 38-45
1-17	Tulane	A L, 38-40
1-20	Loyola (N.O.)	A W, 44-43
1-29	Vanderbilt-12	N W, 62-52
2-3	Ole Miss	H W, 63-43
2-7	Alabama	H W, 54-43
2-14	Mississippi State	H W, 64-49
2-15	Auburn	H W, 74-53
2-21	Tulane	H W, 55-40
2-24	Loyola (N.O.)	H W, 61-47
2-27	Ole Miss-9	N W, 61-36
2-28	Florida-9	N W, 60-45
2-28	Tulane-9	N L, 50-63

## 1947-48 RECORD: 8-18, 4-8

### Coach: Harry Rabenhorst

DATE	OPPONENT	RESULTS
12-4	Spring Hill	H W, 72-43
12-8	Rice	A L, 55-58
12-9	Texas-13	N L, 31-50
12-13	Canisius	A L, 44-59
12-15	Long Island-14	N L, 47-67
12-29	Texas A&M-15	N L, 44-45
12-30	Hardin-Simmons-15	N W, 62-46
12-31	TCU-15	A W, 52-46
1-5	Florida	H L, 36-38
1-9	Rice	H W, 43-40
1-10	Georgia Tech	H L, 40-52
1-13	Tulane	H L, 42-54
1-17	Vanderbilt	H W, 56-54
1-19	Loyola (N.O.)	A L, 42-49
1-24	Auburn	A L, 48-51
1-26	Georgia Tech	A W, 54-46
1-27	Alabama	A L, 43-49

1-31	Mississippi State	A L, 49-53
2-2	Ole Miss	A L, 37-49
2-13	Mississippi State	H W, 65-40
2-16	Loyola (N.O.)	H L, 45-46
2-20	Tulane	A L, 41-50
2-23	Ole Miss	H W, 52-50
2-27	Tennessee-16	N L, 48-56
3-1	Alabama	H L, 32-37
3-5	Kentucky-9	N L, 47-63

## 1948-49 RECORD: 15-10, 7-6

### Coach: Harry Rabenhorst

DATE	OPPONENT	LSU	OPP	RESULTS
		RANK	RANK	
11-28	Keesler Field	H		W, 85-33
12-3	Texas	H		L, 45-60
12-4	Rice-17	N		L, 39-51
12-10	Keesler Field	A		W, 95-42
12-11	Florida	A		W, 52-50
12-13	Spring Hill	A		W, 49-48
12-17	Texas A&M	H		W, 58-55
12-21	Louisville	A		L, 44-79
1-3	Loyola (N.O.)	A		W, 56-52
1-8	Georgia Tech	H		W, 65-59
1-10	Mississippi St.	H		W, 64-40
1-14	Tulane	A	8	L, 51-71
1-20	Alabama	H		W, 51-44
1-29	Mississippi St.	A		L, 42-48
1-31	Ole Miss	A		W, 58-48
2-5	Alabama	A		L, 45-56
2-7	Georgia Tech	A		W, 72-63
2-12	Ole Miss	H		W, 49-38
2-14	Loyola (N.O.)	H		W, 63-41
2-19	Vanderbilt	A		L, 51-61
2-21	Tennessee	A		L, 72-81
2-25	Tulane	H	6	L, 45-72
3-4	Ga. Tech-9	N		W, 55-53
3-4	Vanderbilt-9	N		W, 60-56
3-5	Tulane-9	N	7	L, 63-72

## 1949-50 RECORD: 13-12, 5-8

### Coach: Harry Rabenhorst

DATE	OPPONENT	LSU	OPP	RESULTS
		RANK	RANK	
11-25	Keesler Field	H		W, 62-46
11-29	Pensacola Navy	H		W, 69-48
12-3	Saint Joseph's	A		L, 59-61
12-6	St. John's-18	N		L, 49-80
12-9	Arkansas	H		W, 62-46
12-10	Rice-17	N		W, 49-44
12-17	Florida	H		W, 73-49
12-19	Ole Miss	H		W, 74-61
12-22	Louisville-139	N		L, 65-75
1-4	Loyola (N.O.)	H		W, 62-56
1-6	Georgia Tech	H		W, 63-52
1-9	Loyola (N.O.)	A		W, 51-47
1-13	Tulane	H		L, 70-75
1-20	Alabama	H		L, 52-60
1-28	Ole Miss	A		L, 65-75
1-30	Mississippi St.	A		L, 41-48
2-4	Auburn	A		L, 66-70
2-6	Georgia Tech	A		L, 58-85
2-13	Auburn	H		W, 76-61
2-17	Mississippi St.	H		W, 68-58
2-20	Tennessee	H		L, 65-67
2-24	Tulane	A		L, 71-77
3-2	Florida-9	N		W, 66-57
3-3	Auburn-9	N		W, 73-45
3-4	Tennessee-9	N		L, 79-81 OT

## 1950-51 RECORD: 10-14, 7-8

### Coach: Harry Rabenhorst

DATE	OPPONENT	LSU	OPP	RESULTS
		RANK	RANK	
12-6	Keesler Field	H		W, 72-41
12-9	Florida	A		W, 77-59
12-11	Miami (Fla.)	A		L, 62-68
12-15	Mississippi St.	A		L, 69-94
12-16	Ole Miss	A		L, 67-72
12-22	Texas-19	N		L, 53-68
12-23	Alabama-19	N		W, 64-58
12-26	Santa Clara	A		W, 59-52
12-28	Southern Cal	A		L, 76-78
12-30	UCLA	A		L, 66-95
1-5	Georgia Tech	H		W, 68-49
1-6	Miss. State	H		W, 76-61
1-15	Tennessee	H		W, 68-61
1-20	Vanderbilt	H		L, 61-69
1-31	Kentucky	H	1	L, 59-81
2-3	Alabama	A		L, 67-94
2-5	Auburn	A		W, 75-74
2-6	Georgia	A		L, 65-68
2-10	Tulane	A		L, 54-69

2-15	Arkansas-20	N	L, 50-64
2-17	Ole Miss	H	L, 48-69
2-23	Tulane	H	W, 51-46
3-2	Ole Miss-9	N	W, 62-57
3-3	Vanderbilt-9	N	L, 63-75

## 1951-52 RECORD: 17-7, 9-6

### Coach: Harry Rabenhorst

DATE	OPPONENT	LSU	OPP	RESULTS
		RANK	RANK	
11-27	Keesler Field	H		W, 78-50
12-3	Rice	A		W, 68-60
12-5	B'ham-So	H		W, 77-40
12-8	Alabama	H		W, 68-61
12-12	Miss. St.	A		L, 54-59
12-13	Ole Miss	A		W, 81-69
12-17	Texas	H		W, 59-55
1-2	Loyola (N.O.)	H		W, 77-60
1-5	Kentucky	A	4	L, 47-57
1-7	Vanderbilt	A		L, 47-58
1-14	Mississippi St.	H		W, 103-78
1-18	Georgia	H		W, 98-60
1-26	Tulane	A		L, 66-71
1-30	Ole Miss	A		L, 65-68
2-2	Tennessee	A		L, 68-82
2-4	Georgia Tech	A		W, 73-51
2-9	Tulane	H		W, 78-66
2-16	Auburn	H		W, 70-64
2-18	Ole Miss	H		W, 78-67
2-23	Florida	H		W, 65-57
2-28	Miss. St.-9	N		W, 77-44
2-29	Ole Miss-9	N		W, 75-60
3-1	Florida-9	N		W, 77-69
3-1	Kentucky-9	N	1	L, 43-44

## SEC CHAMPIONS NCAA FINAL FOUR

## 1952-53 RECORD: 22-3, 13-0

### Coach: Harry Rabenhorst

DATE	OPPONENT	LSU	OPP	RESULTS
		RANK	RANK	



# Year-by-Year Records

2-15	Vanderbilt	A	17	W, 82-69
2-20	Auburn	H	13	W, 77-59
2-22	Alabama	H	13	W, 79-61
2-27	Mississippi St.	A	12	W, 61-57
3-1	Ole Miss	A	12	W, 76-53
3-6	Tulane	A	7	W, 63-52
3-9	Kentucky-23	N	8	1 L, 56-63
3-12	Penn State-24	N	8	L, 70-78
3-13	Indiana-24	N	8	2 L, 62-73

## 1954-55 RECORD: 6-18, 3-11

**Coach: Harry Rabenhorst**

DATE	OPPONENT	LSU RANK	OPP RANK	RESULTS
12-1	La. College	H		W, 80-63
12-4	Kentucky	A		L, 58-74
12-6	Kansas	A		L, 58-83
12-11	Rice	H		L, 72-79
12-13	Texas A&M	H		W, 73-61
12-18	Wisconsin	A		L, 68-107
12-20	Northwestern	A		L, 66-83
1-3	North Carolina	H		W, 84-77
1-8	Georgia	A		L, 70-76 OT
1-10	Florida	A		L, 73-78
1-15	Tennessee	H		L, 68-76
1-17	Kentucky	H	1	L, 62-64
1-20	Texas A&M	A		L, 47-58
1-29	Mississippi St.	A		W, 67-63
1-31	Ole Miss	A		L, 69-89
2-5	Tulane	H		L, 57-81
2-7	Loyola (N.O.)	A		L, 68-75
2-12	Georgia Tech	H		L, 72-79 OT
2-14	Vanderbilt	H	20	W, 66-59
2-19	Auburn	A		L, 71-75
2-21	Alabama	A		L, 51-71
2-26	Mississippi St.	H		L, 80-84
2-28	Ole Miss	H		W, 68-65
3-4	Tulane	A		L, 53-82

## 1955-56 RECORD: 7-17, 5-9

**Coach: Harry Rabenhorst**

DATE	OPPONENT	LSU RANK	OPP RANK	RESULTS
12-1	La. College	H		L, 79-84
12-3	Kentucky	H		L, 52-62
12-5	SW (Tenn.)	H		W, 72-59
12-10	Texas A&M	A		L, 59-73
12-12	Rice	A		L, 60-85
12-17	Loyola (N.O.)	H		L, 65-71
12-28	Clemson-25	N		L, 95-100
12-29	Georgia-25	N		W, 91-86
1-3	North Carolina	A	5	L, 69-95
1-5	Saint Louis	H		L, 79-110
1-7	Georgia	H		W, 96-77
	Florida	H		W, 91-90
1-14	Kentucky	A	5	L, 65-107
1-16	Tennessee	A		L, 82-91
1-30	Tulane	H		W, 87-66
2-4	Mississippi St.	H		L, 78-87
2-6	Ole Miss	H		W, 100-76
2-11	Vanderbilt	A	4	L, 68-107
2-13	Georgia Tech	A		L, 74-97
	Auburn	H		L, 71-80
	Alabama	H	7	L, 59-77
2-25	Mississippi St.	A		W, 79-71
2-27	Ole Miss	A		L, 70-81
3-2	Tulane	A		L, 68-81

## 1956-57 RECORD: 6-19, 1-13

**Coach: Harry Rabenhorst**

DATE	OPPONENT	LSU RANK	OPP RANK	RESULTS
12-3	La. College	H		W, 89-61
12-6	B'ham So.	H		W, 60-59
12-8	Loyola (NO)	H		L, 73-77 OT
12-10	Rice	H		L, 72-87
12-13	SW Tenn.	A		W, 91-77
12-15	Saint Louis	A		L, 52-66
12-19	Baylor	A		W, 84-76
12-22	Loyola (NO)	A		L, 68-75
12-27	VMI-26	N		W, 88-67
12-28	Centenary-26	A		L, 75-83
12-29	NSU-26	N		L, 75-103
1-6	Georgia	A		L, 70-78
1-8	Florida	A		L, 50-74
1-12	Kentucky	H	3	L, 46-51
1-14	Tennessee	H	10	W, 62-61
1-18	Tulane	H		L, 64-66 OT
2-1	Miss. State	A		L, 72-81
2-2	Ole Miss	A		L, 73-79
2-9	Vanderbilt	H	18	L, 66-78
2-11	Georgia Tech	H		L, 60-67
2-16	Auburn	A		L, 62-99
2-18	Alabama	A		L, 70-62
2-22	Miss. State	H	19	L, 76-94

2-23	Ole Miss	H		L, 76-83
3-1	Tulane	A		L, 51-59

## COACH JAY MCCREARY

**8 SEASONS • 1957-65**

**82-115 \* (.416)**

## 1957-58 RECORD: 7-18, 3-11

**Coach: Jay McCreary**

DATE	OPPONENT	LSU RANK	OPP RANK	RESULTS
12-3	St. Mary's	H		W, 68-61
12-6	La. College	H		W, 66-62
12-9	Rice	A	16	L, 56-81
12-11	Miami (Fla.)	H		L, 65-73
12-16	Texas Tech	H		L, 72-79
12-18	Florida State	H		W, 67-65
12-19	Lafayette-27	N		W, 80-72
12-20	Alabama-27	N		L, 50-60
12-21	Tennessee-27	N		L, 62-63
12-23	Loyola (N.O.)	A		L, 62-94
1-4	Georgia	H		L, 56-59
1-6	Florida	H		L, 57-81
1-11	Kentucky	A	9	L, 52-97
1-13	Tennessee	A	13	L, 53-75
1-17	Tulane	A		W, 69-63
1-29	Loyola (N.O.)	H		L, 70-82
2-1	Mississippi St.	H	14	L, 54-71
2-3	Ole Miss	H		L, 63-76
2-8	Vanderbilt	A		L, 60-78
2-10	Georgia Tech	A		L, 61-88
2-15	Auburn	H	16	L, 58-76
2-17	Alabama	H		W, 58-49
2-22	Mississippi St.	A	15	L, 72-95
2-24	Ole Miss	A		L, 78-85
2-28	Tulane	A		W, 67-63

## 1958-59 RECORD: 10-15, 2-12

**Coach: Jay McCreary**

DATE	OPPONENT	LSU RANK	OPP RANK	RESULTS
12-4	B'ham-So.	H		W, 79-72
12-9	Arkansas-28	N		W, 67-58
12-11	La. College	H		W, 59-53
12-13	Rice	H		L, 56-64
12-15	Texas	H		W, 52-47
12-17	Loyola (N.O.)	H		W, 78-68
12-19	Texas Tech	A		L, 60-73
12-27	Florida State	A		L, 67-82
12-29	Georgia-25	N		W, 63-60
12-30	Ole Miss-25	N		W, 69-55
1-3	Georgia	A		W, 79-66
1-5	Florida	A		L, 63-69
1-10	Kentucky	H	1	L, 61-76
1-12	Tennessee	H	17	L, 58-65
1-16	Tulane	H		L, 59-69
1-27	Loyola (N.O.)	A		W, 70-68
1-31	Mississippi St.	A	11	L, 71-78
2-2	Ole Miss	A		L, 69-80
2-7	Vanderbilt	H		L, 57-72
2-9	Georgia Tech	H		L, 63-64
2-14	Auburn	A	4	L, 67-115
2-16	Alabama	A		L, 84-89
2-21	Mississippi St.	H	5	L, 67-75
2-23	Ole Miss	H		W, 99-93
2-27	Tulane	A		L, 65-77

## 1959-60 RECORD: 5-18, 3-11

**Coach: Jay McCreary**

DATE	OPPONENT	LSU RANK	OPP RANK	RESULTS
12-1	Florida State	H		W, 89-78
12-4	La. College	H		W, 73-68
12-10	Loyola (N.O.)	H		L, 65-66 OT
12-12	Rice	A		L, 57-71
12-14	Texas	A		L, 67-84
12-18	Texas Tech	H		L, 65-72
12-29	Georgia-25	N		L, 67-79
12-30	Jacksonville-25	A		L, 63-72
1-2	Florida	H		L, 63-73
1-4	Georgia	H		W, 81-77
1-9	Kentucky	A		L, 45-77
1-11	Tennessee	A		L, 79-103
1-27	Loyola (N.O.)	A		L, 64-74
1-30	Mississippi St.	H		L, 60-71
2-1	Ole Miss	H		L, 61-76
2-6	Vanderbilt	A		L, 68-80
2-8	Georgia Tech	A	6	L, 56-76
2-13	Auburn	H	17	L, 61-63
2-15	Alabama	H		W, 66-53
2-20	Mississippi St.	A		W, 69-64
2-22	Ole Miss	A		L, 70-90
2-25	Tulane	H		L, 58-72

3-2	Tulane	A		L, 54-64
-----	--------	---	--	----------

## 1960-61 RECORD: 11-14, 6-8

**Coach: Jay McCreary**

DATE	OPPONENT	LSU RANK	OPP RANK	RESULTS
12-1	Loyola (NO)	H		W, 73-59
12-3	Duke	A	8	L, 74-80 OT
12-5	North Carolina	A	5	L, 61-77
12-10	Rice	H		L, 50-67
12-12	Texas	H		W, 62-59
12-16	Texas Tech	A		W, 73-69OT
12-17	TCU	A		W, 68-62
12-21	Louisville	A	5	L, 53-72
12-29	Furman-29	A		L, 55-56 3OT
12-30	BYU-29	N		L, 57-67
1-7	Florida	A		L, 75-79
1-9	Georgia	A		L, 66-80
1-13	Kentucky	H		W, 73-59
1-14	Tennessee	H		W, 72-60
1-25	Loyola (N.O.)	A		W, 51-49
1-28	Tulane	H		W, 86-66
2-4	Mississippi St.	A		L, 61-77
2-6	Ole Miss	A		W, 75-69
2-11	Georgia Tech	H		W, 63-50
2-13	Vanderbilt	H		W, 65-61
2-18	Auburn	A		L, 65-69
2-20	Alabama	A		L, 60-68
2-25	Mississippi St.	H		L, 54-56
2-27	Ole Miss	H		L, 46-48
3-2	Tulane	A		L, 65-68

## 1961-62 RECORD: 13-11, 7-7

**Coach: Jay McCreary**

DATE	OPPONENT	LSU RANK	OPP RANK	RESULTS
11-26	Loyola (N.O.)	H		W, 57-48
12-2	TCU	H		W, 83-58
12-9	Rice	A		L, 67-79
12-11	Texas	A		W, 77-75
12-15	Auburn-30	N		L, 50-67
12-16	Alabama-30	N		W, 72-63
12-21	Arkansas-28	N		L, 81-84 OT
12-29	Louisville-5	N		W, 84-70
12-30	Miss. St.-5	N		L, 51-73
1-6	Florida	H		W, 74-57
1-8	Georgia	H		W, 76-57
1-12	Kentucky	A	3	L, 63-84
1-13	Tennessee	A		W, 73-61
2-1	Loyola (N.O.)	A		W, 77-61
2-3	Miss. St.	H	10	L, 66-87
2-5	Ole Miss	H		W, 70-59
2-10	Georgia Tech	A		W, 52-51
2-12	Vanderbilt	A		L, 67-70
2-17	Auburn	H		L, 50-55
2-19	Alabama	H		W, 69-60
2-22	Tulane	H		W, 70-53
2-24	Miss St.	A	5	L, 48-58
2-26	Ole Miss	A		L, 68-74
3-9	Tulane	A		L, 69-84

## 1962-63 RECORD: 12-12, 5-9

**Coach: Jay McCreary**

DATE	OPPONENT	LSU RANK	OPP RANK	RESULTS
12-3	Loyola (N.O.)	H		W, 79-66
12-8	Rice	H		W, 90-82
12-10	Texas	H		W, 75-66
12-13	SMU	A		L, 68-83
12-19	Arkansas-20	N		W, 72-70
12-21	Texas A&M	A		L, 61-67
12-22	Houston	A		W, 74-73
12-27	Pittsburgh-31	N		L, 73-96
12-28	Cornell-31	N		W, 55-48
1-5	Florida	A		W, 72-63
1-7	Georgia	A		L, 67-76 OT
1-11	Kentucky	H		L, 56-63
1-12	Tennessee	H		W, 61-60 OT
1-30	Loyola (N.O.)	A		W, 72-69
2-2	Mississippi St.	A		L, 66-73
2-4	Ole Miss	A		L, 48-60
2-8	Vanderbilt	H		W, 63-56
2-9	Georgia Tech	H	6	W, 56-54
2-12	Tulane	H		L, 57-59
2-16	Auburn	A		L, 57-82
2-18	Alabama	A		L, 71-75
2-23	Mississippi St.	H	8	L, 64-99
2-25	Ole Miss	H		W, 80-61
3-1	Tulane	A		L, 65-77

## 1963-64 RECORD: 12-13, 8-6

**Coach: Jay McCreary**

DATE	OPPONENT	LSU RANK	OPP RANK	RESULTS
12-5	Loyola (N.O.)	H		W, 80-67
12-5	SMU	H		W, 66-62

# Year-by-Year Records

## COACH PRESS MARAVICH 6 SEASONS • 1966-72 76-82 (.469)

### 1966-67 RECORD: 3-23, 1-17

#### Coach: Press Maravich

DATE	OPPONENT	LSU RANK	OPP RANK	RESULTS
12-1	Southeastern	H		L, 88-89
12-3	Tampa	A		W, 74-72
12-6	Texas	H		L, 78-114
12-9	Loyola (N.O.)	A	L, 86-87	20T
12-14	Tulane	H		W, 93-83
12-17	Mississippi St.	A		L, 84-98
12-19	Ole Miss	A		L, 67-74
12-29	Clemson-29	N		L, 82-92
12-30	Rice-29	N		L, 69-88
1-3	Auburn	A		L, 69-70
1-7	Florida	H		L, 70-87
1-9	Georgia	H		W, 87-85
1-12	Tulane	A		L, 89-99
1-14	Alabama	A	L, 74-76	OT
1-28	Kentucky	A		L, 72-102
1-30	Vanderbilt	A	9	L, 77-79
2-4	Kentucky	H		L, 84-105
2-6	Tennessee	H		L, 69-76
2-8	Auburn	H		L, 63-80
2-11	Florida	A		L, 71-95
2-13	Georgia	A		L, 65-78
2-18	Alabama	H		L, 77-86
2-20	Mississippi St.	H		L, 64-66
2-25	Ole Miss	H		L, 77-89
3-4	Tennessee	A		L, 60-87
3-6	Vanderbilt	A	8	L, 66-75

### 1967-68 RECORD: 14-12, 8-10

#### Coach: Press Maravich

DATE	OPPONENT	LSU RANK	OPP RANK	RESULTS
12-2	Tampa	H		W, 97-81
12-4	Texas	A		W, 87-74
12-9	Loyola (N.O.)	H		W, 90-56
12-15	Wisconsin-38	N		L, 94-96
12-16	Florida St.-38	N	L, 100-130	
12-19	Ole Miss	H		W, 81-68
12-22	Mississippi St.	H		W, 111-87
12-30	Alabama	H		W, 81-70
1-3	Auburn	H		W, 76-72
1-6	Florida	A		L, 90-97
1-8	Georgia	A		W, 79-76
1-11	Tulane	A		W, 100-91
1-24	Clemson	H		W, 104-81
1-27	Kentucky	H	9	L, 95-121
1-29	Vanderbilt	H	7	L, 91-99
2-3	Kentucky	A	10	L, 96-109
2-5	Tennessee	H	6	L, 67-87
2-7	Auburn	A		L, 69-74
2-10	Florida	H		W, 93-92 OT
2-12	Georgia	H		L, 73-78
2-17	Alabama	A		W, 99-89
2-19	Mississippi St.	A		W, 94-83
2-21	Tulane	H		W, 99-92
2-24	Ole Miss	A		L, 85-87
3-2	Tennessee	A		L, 71-74
3-4	Vanderbilt	A		L, 86-115

### 1968-69 RECORD: 13-13, 7-11

#### Coach: Press Maravich

DATE	OPPONENT	LSU RANK	OPP RANK	RESULTS	
12-2	Loyola (N.O.)	A		W, 109-82	
12-7	Clemson	A		W, 86-85	
12-14	Tulane	H		L, 99-101	20T
12-18	Florida	H		W, 93-89	OT
12-21	Georgia	H		W, 98-89	
12-26	Wyoming-35	N		W, 84-78	
12-28	Oklahoma City-35	N		W, 101-85	
1-20	Duquesne-35	N		W, 94-91	
1-4	Alabama	A		L, 82-85	
1-9	Vanderbilt	A		L, 92-94	
1-11	Auburn	A		L, 71-90	
1-25	Kentucky	H	5	L, 96-108	
1-27	Tennessee	H		L, 68-81	
1-31	Pittsburgh	H		W, 120-79	
2-1	Ole Miss	H		L, 81-84	OT
2-3	Mississippi St.	H		W, 95-71	
2-10	Alabama	H		W, 81-75	
2-12	Tulane	A		L, 94-110	
2-12	Florida	A		L, 79-95	
2-15	Auburn	H		W, 93-81	
2-17	Vanderbilt	H		L, 83-85	
2-22	Kentucky	A	6	L, 89-103	
2-24	Tennessee	A	17	L, 63-87	

3-1	Ole Miss	A		L, 76-78	
3-3	Mississippi St.	A		W, 99-89	
3-8	Georgia	A		W, 90-80	20T

## NIT SEMIFINALS

### 1969-70 RECORD: 22-10, 13-5

#### Coach: Press Maravich

DATE	OPPONENT	LSU RANK	OPP RANK	RESULTS	
12-4	Oregon State	H		W, 94-72	
12-9	Loyola (N.O.)	H		W, 100-87	
12-11	Vanderbilt	H		W, 109-86	
12-13	Tulane	A		W, 97-91	
12-18	Southern Cal	H	15	13	L, 98-101
12-20	Clemson-39	N	15		W, 111-103
12-22	Oregon State	A	15		W, 76-68
12-23	UCLA	A	2		L, 84-133
12-29	St. John's-40	N			W, 80-70
12-30	Yale-40	N			L, 94-97
1-3	Alabama	H		W, 90-83	
1-10	Auburn	H		L, 70-79	
1-24	Kentucky	A	2		L, 96-109
1-26	Tennessee	H		W, 71-59	
1-31	Ole Miss	H		W, 109-86	
2-2	Miss St.	H		W, 109-91	
2-4	Florida	A		W, 97-75	
2-7	Alabama	A		L, 104-106	
2-9	Tulane	H		W, 127-114	
2-11	Florida	H		W, 94-85	
2-14	Vanderbilt	A		W, 99-89	
2-16	Auburn	A		W, 70-64	
2-18	Georgia	H		W, 88-86	
2-21	Kentucky	H	2		L, 105-121
2-23	Tennessee	A		L, 87-88	
2-28	Ole Miss	A		W, 103-90	
3-2	Mississippi St.	A		W, 97-87	
3-7	Georgia	A		W, 99-88	
3-15	Georgetown-41	N		W, 83-82	
3-17	Oklahoma-41	N		W, 97-94	
3-19	Marquette-41	N	8		L, 79-101
3-21	Army-41	N			L, 68-75

### 1970-71 RECORD: 14-12, 10-8

#### Coach: Press Maravich

DATE	OPPONENT	LSU RANK	OPP RANK	RESULTS		
12-1	Loyola (N.O.)	A		W, 109-103		
12-16	Tulane	H		W, 94-79		
12-18	Florida	H		W, 87-77		
12-21	Georgia	H		W, 97-76		
12-26	DePaul	N		W, 91-72		
12-28	Montana St.-35	N	18		W, 89-77	
12-30	Utah St.-35	N	18	19	L, 81-97	
1-2	So. Calif.-35	A	18	4	L, 76-80	OT
1-4	Alabama	A		L, 87-101		
1-7	Baylor	H		L, 83-90		
1-9	Auburn	A		W, 106-92		
1-23	Kentucky	H	12		L, 79-82	
1-25	Tennessee	H	8		W, 80-70	
1-30	Ole Miss	H		L, 90-113		
2-1	Mississippi St.	H		W, 90-71		
2-3	Tulane	A		L, 86-93		
2-6	Alabama	H		W, 107-78		
2-10	Florida	A		W, 86-74		
2-13	Vanderbilt	H		L, 75-81		
2-15	Auburn	H		W, 114-94		
2-20	Kentucky	A	12		L, 73-110	
2-22	Tennessee	A		L, 67-88		
2-27	Ole Miss	A		L, 54-62		
3-1	Mississippi St.	A		L, 70-78		
3-4	Vanderbilt	A		W, 87-85		
3-6	Georgia	A		W, 69-66		

### 1971-72 RECORD: 10-16, 6-12

#### Coach: Press Maravich

DATE	OPPONENT	LSU RANK	OPP RANK	RESULTS
12-6	Baylor	A		L, 77-81
12-20	Georgia	A		L, 95-115
12-22	Florida	A		L, 81-92
12-27	Houston-42	A		L, 66-100
12-28	Texas A&M-42	N		L, 68-73
1-3	Vanderbilt	H		L, 73-80
1-6	Georgetown	H		W, 90-71
1-8	Loyola (N.O.)	H		W, 103-85
1-10	Alabama	H		L, 80-101
1-12	Memphis St.	A		L, 65-82
1-15	Auburn	H		L, 73-77
1-17	Tulane	H		W, 76-58
1-22	Georgia	H		W, 69-68
1-24	Florida	H		W, 84-73
1-29	Kentucky	A		L, 71-89
1-31	Tennessee	A		W, 63-62

2-5	Ole Miss	H		W, 67-66	
2-7	Mississippi St.	H		W, 62-60	
2-9	Tulane	A		W, 75-71	
2-12	Alabama	A		L, 99-103	40T
2-14	Auburn	A		L, 77-85	
2-19	Vanderbilt	A		L, 83-104	
2-26	Kentucky	H	18		W, 88-71
2-28	Tennessee	H		L, 66-78	
3-2	Mississippi St.	A		L, 71-89	
3-4	Ole Miss	A		L, 78-101	

## COACH DALE BROWN 25 SEASONS • 1972-97 448-301 (.598)

### 1972-73 RECORD: 14-10, 9-9

#### Coach: Dale Brown

DATE	OPPONENT	LSU RANK	OPP RANK	RESULTS	
12-5	Memphis St..	H	11		W, 94-81
12-16	Georgia	H		L, 62-66	
12-22	Florida	H		W, 67-54	
12-29	Utah State-43	A		L, 83-104	
12-30	Weber St.-43	N		W, 82-80	
1-2	Vanderbilt	H	11		L, 66-71
1-6	Alabama	A	14		L, 66-77
1-13	Auburn	A		W, 79-60	
1-20	Georgia	A		W, 56-55	
1-22	Florida	A		L, 70-73	
1-27	Kentucky	H		L, 71-86	
1-29	Tennessee	H		L, 71-73	
2-3	Ole Miss	A		L, 59-84	
2-5	Mississippi St.	A		W, 84-78	
2-8	Tulane	A		W, 92-83	
2-10	Alabama	H	6		W, 72-70
2-12	Auburn	H		W, 76-74	
2-14	Tulane	H		W, 73-63	
2-17	Vanderbilt	A	18		L, 72-82
2-19	Southern Miss	H		W, 107-79	
2-24	Kentucky	A		L, 76-94	
2-26	Tennessee	A		W, 78-74	
3-1	Mississippi St.	H		W, 94-82	
3-3	Ole Miss	H		W, 70-69	

### 1973-74 RECORD: 12-14, 6-12

#### Coach: Dale Brown

DATE	OPPONENT	LSU RANK	OPP RANK	RESULTS		
12-1	Wash. State	A		L, 78-80		
12-3	Nevada-Reno	A		L, 86-97		
12-8	Pacific	H		W, 91-77		
12-19	Tulane	A		W, 67-60		
12-20	Samford	H		W, 73-60		
12-22	Iona	H		W, 105-78		
12-27	Tulane	H		W, 76-44		
12-30	Boston Univ.	H		W, 102-64		
1-5	Kentucky	H		W, 95-84		
1-7	Florida	A		L, 68-72		
1-12	Vanderbilt	H	6		W, 84-81	
1-14	Mississippi St.	A		L, 75-89		
1-19	Alabama	H	10		L, 79-80	OT
1-21	Georgia	H		W, 90-83		
1-26	Auburn	A		W, 87-76		
1-28	Tennessee	H		L, 52-57		
2-2	Ole Miss	A		L, 63-77		
2-4	Kentucky	A		L, 70-73		
2-9	Florida	H		W, 102-81		
2-11	Vanderbilt	A	5		L, 88-91	
2-16	Mississippi St.	H		L, 84-87	OT	
2-18	Alabama	A	10		L, 87-99	
2-23	Georgia	A		W, 84-79		
2-25	Auburn	H		L, 89-96		
3-2	Tennessee	A		L, 80-100		
3-4	Ole Miss	H		L, 74-82		

### 1974-75 RECORD: 10-16, 6-12

#### Coach: Dale Brown

DATE	OPPONENT	LSU RANK	OPP RANK	RESULTS	
11-29	Southern Cal	A	10		L, 87-100
11-30	Stanford	A		L, 80-92	
12-4	Tulane	H		W, 80-78	
12-18	Tulane	A		W, 84-82	
12-20	Duke-44	N		W, 105-95	
12-21	S. Carolina-44	A	14		L, 64-77
12-27	Saint Peter's	H		W, 113-101	
12-28	Texas	H		L, 63-78	
1-4	Kentucky	A	9		L, 80-115
1-6	Florida	H		W, 92-91	
1-11	Vanderbilt	A		L, 82-91	
1-16	Mississippi St.	H		L, 84-93	
1-18	Alabama	A	7		L, 67-93

1-20	Georgia	A		W, 90-89	
1-25	Auburn	H	20		L, 78-87
1-27	Tennessee	A		L, 79-99	
2-1					

# Year-by-Year Records

1-14	Kentucky	A	1	L, 76-96
1-16	Vanderbilt	A		W, 77-55
1-21	Florida	H		L, 70-74
1-23	Auburn	H		W, 90-79
1-28	Ole Miss	A		W, 74-61
2-4	Georgia	A		W, 89-68
2-6	Tennessee	A		W, 101-86
2-11	Kentucky	H	1	W, 95-94 OT
2-13	Vanderbilt	H		W, 80-73
2-18	Florida	A		L, 72-73 OT
2-20	Auburn	A		W, 101-95
2-25	Ole Miss	H		W, 94-75
3-4	Mississippi St.	H		L, 67-68
3-6	Alabama	H		W, 103-85

## SEC CHAMPIONS

### 1978-79 RECORD: 23-6, 14-4

**Coach: Dale Brown**

DATE	OPPONENT	LSU	OPP	RESULTS
		RANK RANK		
11-24	St. Francis	H	14	W, 112-81
11-27	New Orleans	A	14	W, 64-42
12-1	Oral Roberts	H	11	W, 91-75
12-4	Tulane	H	11	W, 109-85
12-9	Tulane	A	12	W, 98-88
12-18	Montana St.	H	11	W, 99-89
12-21	Army-46	N	10	W, 83-77
12-29	Colgate	H	7	W, 100-73
1-3	Georgia	H	7	W, 97-75
1-6	Kentucky	A	9	W, 93-89
1-8	Vanderbilt	A	7	L, 87-88
1-10	Alabama	A	5	L, 76-90
1-13	Florida	H	5	W, 80-72
1-15	Auburn	H	5	W, 94-82
1-20	Ole Miss	A	9	W, 70-69 OT
1-24	Tennessee	H	9	W, 77-75
1-27	Georgia	A	9	L, 88-93
1-29	Tennessee	A	9	W, 84-78
2-3	Kentucky	H	9	W, 70-61
2-5	Vanderbilt	H	9	W, 92-71
2-8	Mississippi St.	A	8	W, 52-48
2-10	Florida	A	8	W, 88-82 OT
2-12	Auburn	A	8	W, 78-68
2-17	Ole Miss	H	6	W, 67-62
2-22	Alabama	H	5	W, 86-66
2-24	Mississippi St.	H	5	L, 57-65
3-2	Kentucky-47	N	8	L, 67-80
3-10	App. St.-48	N	9	W, 71-57
3-16	Mich. St.-49	N	7	L, 71-87

## SEC TOURNAMENT CHAMPIONS

### 1979-80 RECORD: 26-6, 14-4

**Coach: Dale Brown**

DATE	OPPONENT	LSU	OPP	RESULTS
		RANK RANK		
12-1	Florida	H	7	W, 112-81
12-3	New Orleans	H	7	W, 104-78
12-5	Tulane-50	N	6	W, 80-79
12-15	Maine	H	6	W, 103-81
12-20	Arkansas	N	7	W, 56-55
12-22	Tulane	H	7	W, 95-85
12-28	Boston Univ.	H	5	W, 92-72
12-29	Delaware	H	5	W, 92-64
1-2	Vanderbilt	A	4	L, 66-77
1-5	Mississippi St.	H	4	W, 80-58
1-7	Alabama	H	4	L, 56-57
1-12	Georgia	A	6	L, 72-73 2OT
1-16	Auburn	H	14	W, 93-82
1-19	Tennessee	A	14	W, 75-74
1-20	DePaul	A	14	L, 73-78
1-23	Ole Miss	H	11	W, 72-66
1-26	Florida	A	11	W, 66-58
1-28	Kentucky	A	11	W, 65-60
1-30	Vanderbilt	H	10	W, 83-81
2-2	Mississippi St.	A	10	W, 75-63
2-6	Alabama	A	7	W, 68-66 OT
2-9	Georgia	H	7	W, 96-77
2-13	Auburn	A	6	W, 50-44
2-16	Tennessee	H	6	W, 73-66
2-21	Ole Miss	A	5	W, 77-74
2-24	Kentucky	H	5	L, 74-76 OT
2-28	Florida-47	N	5	W, 95-82
2-29	Alabama-47	N	5	W, 73-66
3-1	Kentucky-47	N	5	W, 80-78
3-9	Alcorn St.-51	N	3	W, 98-88
3-14	Missouri-52	N	3	W, 68-63
3-16	Louisville-52	N	3	L, 66-86

## SEC CHAMPIONS NCAA FINAL FOUR

### 1980-81 RECORD: 31-5, 17-1

**Coach: Dale Brown**

DATE	OPPONENT	LSU	OPP	RESULTS
		RANK RANK		
11-28	Colgate-53	N	12	W, 79-61
11-29	Arkansas-53	N	12	W, 76-86
11-30	Georgetown-53	N	12	W, 76-67
12-6	Tulane	H	15	W, 119-81
12-13	UNLV	H	11	W, 87-73
12-18	N. Orleans-54	N	10	W, 96-66
12-20	Tulane-50	N	10	W, 86-72
12-22	Xavier (Ohio)	H	10	W, 78-62
12-29	UNC W	H	10	W, 100-68
12-30	St. Francis (Pa.)	H	10	W, 91-65
1-3	Florida	A	10	W, 92-66
1-7	Vanderbilt	H	9	W, 77-61
1-10	Mississippi St.	A	9	W, 81-69
1-14	Alabama	A	6	W, 59-56
1-17	Georgia	H	6	W, 78-65
1-19	Kentucky	H	6	W, 81-67
1-21	Auburn	A	5	W, 74-64
1-24	Tennessee	H	5	W, 80-63
1-28	Ole Miss	A	4	W, 63-59
1-31	Florida	H	4	W, 92-75
2-4	Vanderbilt	A	4	W, 86-81
2-7	Mississippi St.	H	4	W, 94-89
2-11	Alabama	H	4	W, 70-57
2-14	Georgia	A	4	W, 64-62
2-18	Auburn	H	4	W, 58-47
2-21	Tennessee	A	4	W, 66-65
2-22	Texas A&M	H	4	W, 67-57
2-25	Ole Miss	H	2	W, 74-67
3-1	Kentucky	A	2	L, 71-73
3-5	Florida-47	N	3	W, 85-73
3-6	Georgia-47	N	3	L, 60-68
3-14	Lamar-55	N	4	W, 100-78
3-20	Arkansas-56	N	4	W, 72-56
3-22	Wichita St.-56	N	4	W, 96-85
3-28	Indiana-57	N	4	L, 49-67
3-30	Virginia-57	N	4	L, 74-78

### 1981-82 RECORD: 14-14, 11-7

**Coach: Dale Brown**

DATE	OPPONENT	LSU	OPP	RESULTS
		RANK RANK		
11-28	UNLV	A	17	L, 79-83 OT
12-7	Texas A&M	A		L, 63-68
12-9	Saint Peter's	H		W, 71-55
12-21	Texas-El Paso	H		W, 71-59
12-23	UCLA-58	N	15	L, 76-83
12-28	Wake Forest-5	N		W, 70-64
12-29	Houston-5	N		L, 69-73
1-2	Florida	H		W, 61-60
1-6	Vanderbilt	A		W, 80-73
1-9	Mississippi St.	H		W, 78-56
1-13	Alabama	A	13	L, 86-109
1-16	Georgia	A		W, 54-53
1-20	Auburn	H		W, 69-68
1-23	Tennessee	A	20	L, 67-77
1-25	Kentucky	A	9	L, 65-76
1-27	Ole Miss	H		W, 53-46
1-30	Florida	A		W, 61-59
2-3	Vanderbilt	H		W, 78-70
2-6	Mississippi St.	A		W, 57-43
2-10	Alabama	H	10	W, 73-68
2-13	Georgia	H		L, 51-57
2-17	Auburn	A		L, 72-82
2-20	Tennessee	H		L, 53-54
2-21	Wichita State	H		L, 65-66
2-24	Ole Miss	A		L, 61-74
2-27	Kentucky	H	7	W, 94-78
3-4	Ole Miss-59	N		L, 52-59
3-12	Tulane-60	H		L, 72-83

### 1982-83 RECORD: 19-13, 10-8

**Coach: Dale Brown**

DATE	OPPONENT	LSU	OPP	RESULTS
		RANK RANK		
11-26	Chaminade-61	A		W, 75-62
11-27	Hawaii Pac.-61	A		W, 98-76
11-28	Hawaii-61	A		L, 66-68
11-30	Texas-Pan Am	H		W, 76-67
12-4	N. Carolina-62	N	15	L, 43-47
12-6	Loyola(Chicago)H			W, 97-80
12-8	Texas A&M-63	N		W, 88-70
12-18	Clev. State	H		W, 115-77
12-20	UCLA	A	4	L, 68-82
12-22	Texas-El Paso	A		W, 51-49
12-30	St. Francis(Pa.)	H		W, 67-66
1-3	Vanderbilt	A		L, 65-67
1-5	Kentucky	A	3	L, 50-52

1-8	Georgia	H		W, 60-56
1-10	Tennessee	H	12	L, 58-59
1-15	Ole Miss	A		W, 71-68
1-17	UNCW	H		W, 70-55
1-22	Alabama	A		L, 70-75
1-24	Mississippi St.	A		L, 65-80
1-29	Auburn	H		L, 62-64
2-1	Florida	H		W, 78-69
2-5	Georgia	A	19	W, 70-59
2-7	Tennessee	A		L, 63-66
2-12	Ole Miss	H		W, 72-63
2-19	Alabama	H		L, 67-71
2-21	Mississippi St.	H		W, 86-73
2-26	Auburn	A		W, 87-61
2-28	Florida	A		W, 91-87
3-3	Vanderbilt	H		W, 66-53
3-5	Kentucky	H	7	W, 74-60
3-11	Tennessee-47	N		L, 71-74 OT
3-16	N. Orleans-60	H		L, 94-99 OT

### 1983-84 RECORD: 18-11, 11-7

**Coach: Dale Brown**

DATE	OPPONENT	LSU	OPP	RESULTS
		RANK RANK		
11-26	New Orleans	A	11	W, 67-59
11-28	UNCW	A	11	W, 94-59
12-1	Washington	H	12	W, 51-48
12-3	Texas A&M-64	N	12	W, 75-65
12-6	Houston	H	6	L, 91-100
12-19	Houston Bapt.	H	10	W, 60-59
12-21	Texas-Pan Am.	H	11	W, 81-70
1-1	Vanderbilt	H	9	W, 73-66
1-5	Georgia	A	9	W, 81-77
1-7	Kentucky	H	2	L, 80-96
1-10	Tennessee	A	11	L, 69-70
1-14	Ole Miss	H	11	W, 93-70
1-16	U.S. Inter.	H	11	W, 104-66
1-21	Alabama	H	15	W, 85-84
1-23	Mississippi St.	H	15	W, 80-64
1-27	Auburn	A	10	L, 78-80
1-29	North Carolina	A	10	L, 79-90
2-1	Florida	A	14	L, 60-78
2-4	Georgia	H	14	W, 69-68 OT
2-6	Tennessee	H	14	W, 61-59 OT
2-12	Ole Miss	A	20	W, 65-61
2-17	Alabama	A	17	L, 49-51 OT
2-20	Mississippi St.	A	17	W, 85-70
2-25	Auburn	H		W, 81-80
2-27	Florida	H		W, 77-73
3-3	Vanderbilt	A		L, 68-74
3-5	Kentucky	A	3	L, 68-90
3-8	Alabama-65	N		L, 70-72 OT
3-16	Dayton-66	N		L, 66-74

## SEC CHAMPIONS

### 1984-85 RECORD: 19-10, 13-5

**Coach: Dale Brown**

DATE	OPPONENT	LSU	OPP	RESULTS
		RANK RANK		
11-28	Loyola	H	16	W, 102-96
12-1	Oral Roberts	A	16	W, 74-71
12-3	Texas	H	16	W, 87-79
12-5	Ole Miss	H	13	W, 89-64
12-8	Houston	A	13	L, 73-81
12-21	New Orleans	H	19	W, 78-64
12-22	UNCW	H	19	W, 88-65
12-28	Utah State	H	18	W, 103-71
12-30	Alabama	H	18	W, 63-61
1-2	Georgia	A	14	W, 79-74
1-5	Mississippi St.	A	14	L, 69-83
1-9	Alabama	A		L, 67-79
1-12	Tennessee	H		W, 75-65
1-17	Ole Miss	A		L, 65-68
1-19	Vanderbilt	A		W, 69-68
1-23	Florida	H		W, 86-68
1-26	Auburn	H		W, 80-62
1-31	Kentucky	A		L, 43-53
2-2	Georgia	H		L, 58-59
2-6	Mississippi St.	H		W, 80-65
2-10	UNC	H	15	L, 70-75
2-14	Tennessee	A		W, 87-82
2-16	Syracuse	A	8	L, 64-76
2-20	Vanderbilt	H		W, 64-55
2-23	Florida	A		W, 61-59
2-27	Auburn	A		W, 78-73
3-2	Kentucky	H		W, 67-61
3-7	Auburn-47	N	19	L, 55-58
3-15	Navy-67	N	20	L, 55-78

## NCAA FINAL FOUR

### 1985-86 RECORD: 26-12, 9-9

**Coach: Dale Brown**

DATE	OPPONENT	LSU	OPP	RESULTS
		RANK RANK		
11-22	Montana St.	H	14	W, 84-59
11-27	Washington	A	12	W, 70-61
11-30	BYU-Hawaii			



# Year-by-Year Records

## 1987-88 RECORD: 16-14, 10-8

**Coach: Dale Brown**

DATE	OPPONENT	LSU RANK	OPP RANK	RESULTS
12-4	Nicholls State	H		W, 86-62
12-5	Southern	H		W, 98-77
12-12	Maryland	H		W, 55-54
12-16	Georgia Tech	A		L, 70-87
12-19	Arkansas State	A		L, 52-66
12-22	SW Texas St.	H		W, 93-74
12-28	N. Iowa-76	N		L, 80-90
12-29	UNLV-76	A		L, 59-78
1-6	Vanderbilt	A		W, 51-39
1-9	Ole Miss	A		W, 69-61 OT
1-11	Oklahoma-77	N	8	W, 84-77
1-13	Tennessee	A		W, 52-51
1-16	Georgia	A		L, 50-59
1-20	Alabama	H		W, 67-52
1-23	Kentucky	H	4	L, 61-76
1-27	Florida	A	14	L, 50-61
1-30	Mississippi St.	H		L, 47-49
2-3	Auburn	A		W, 78-69
2-6	Vanderbilt	H		W, 94-79
2-10	Ole Miss	H		W, 78-57
2-13	Tennessee	H		W, 92-73
2-17	Georgia	H		W, 63-62
2-20	Alabama	A		L, 59-72
2-24	Kentucky	A	12	L, 69-95
3-2	Mississippi St.	A		L, 60-62
3-5	Auburn	H		L, 80-89
3-6	Florida	H		W, 86-69
3-11	Vanderbilt-7	H		W, 87-80
3-12	Kentucky-7	H	6	L, 80-86
3-18	Georgetown-78	N		L, 63-66

## 1988-89 RECORD: 20-12, 11-7

**Coach: Dale Brown**

DATE	OPPONENT	LSU RANK	OPP RANK	RESULTS	
11-25	Marist	H		W, 94-58	
11-30	Oral Roberts	H		L, 96-100	
12-6	Louisiana Tech	H		L, 109-111 OT	
12-8	McNeese State	H		W, 91-89	
12-10	Florida	A		W, 111-101	
12-20	UT-Martin	H		W, 128-89	
12-22	Illinois	H	5	L, 100-127	
12-28	Morehead -79	N		W, 101-88	
12-29	Chaminade-79	A		W, 94-79	
12-30	Nebraska-79	N		W, 90-87	
1-2	Maryland	A		W, 79-77	
1-4	Mississippi St.	H		L, 84-87	
1-7	Auburn	H		W, 104-77	
1-11	Tennessee	A	17	L, 96-100	
1-14	Kentucky	A		W, 64-62	
1-18	Vanderbilt	H		W, 85-84	
1-21	Alabama	H		W, 80-76	
1-25	Georgia	A		W, 80-79	
1-28	Georgetown	N	2	W, 82-80	
2-1	Ole Miss	H		W, 105-75	
2-4	Mississippi St.	A		L, 79-96	
2-8	Auburn	A	19	W, 104-91	
2-11	Tennessee	H	19	W, 122-106	
2-15	Kentucky	H		W, 99-80	
2-18	Vanderbilt	A		L, 74-108	
2-20	Georgia	H		W, 97-83	
2-22	Alabama	A	20	L, 72-87	
2-25	UNLV	H	20	18	W, 88-87
3-1	Florida	H		L, 95-104	
3-4	Ole Miss	A		L, 112-113 OT	
3-10	Tennessee-6	A		L, 77-95	
3-17	UTEP-80	N		L, 74-85	

## 1989-90 RECORD: 23-9, 12-6

**Coach: Dale Brown**

DATE	OPPONENT	LSU RANK	OPP RANK	RESULTS	
11-15	S. Miss-60	H	2	W, 91-80	
11-17	Kansas-60	H	2	L, 83-89	
12-2	McNeese St.	H	9	W, 85-49	
12-4	Lamar	H	9	W, 116-76	
12-8	Cal State LA	H	9	W, 82-57	
12-20	Northwestern St.	H	8	W, 73-63	
12-30	Hardin-Simmons	H	9	W, 100-66	
1-2	Texas-81	N	11	W, 124-113	
1-4	Mississippi St.	A	11	L, 80-87 OT	
1-6	Auburn	A	11	W, 77-70	
1-8	Tennessee	H	11	W, 111-94	
1-13	Kentucky	H	14	W, 94-81	
1-16	Vanderbilt	H	13	W, 101-72	
1-20	Notre Dame-82	N	13	W, 87-64	
1-21	Alabama	A	13	24	L, 55-70
1-24	Georgia	H	16	L, 92-94 OT	
1-27	Florida	H	16	W, 70-52	
1-28	UNLV	H	16	5	W, 107-105
1-31	Ole Miss	A	14	W, 79-77	

2-3	Loyola M'mount	H	14	20	W, 148-141
2-5	Mississippi St.	H	14		W, 86-68
2-7	Auburn	H	11		W, 82-71
2-10	Tennessee	A	11		W, 119-113
2-15	Kentucky	A	9		L, 95-100
2-18	Vanderbilt	A	9		W, 121-108
2-21	Alabama	H	12		W, 75-69
2-25	Georgia	A	12		L, 85-86
2-27	Florida	A	15		L, 63-76
3-3	Ole Miss	H	15		W, 103-94
3-9	Auburn-83	N	16		L, 76-78
3-15	Villanova-84	N	19		W, 70-63
3-17	Ga. Tech-84	N	19		L, 91-94

## SEC CHAMPIONS

## 1990-91 RECORD: 20-10, 13-5

**Coach: Dale Brown**

DATE	OPPONENT	LSU RANK	OPP RANK	RESULTS	
11-24	Villanova-85	N	14	L, 91-93	
11-26	Southeastern	H	14	W, 117-68	
11-30	Texas	H	22	W, 101-87	
12-7	Chapman	H	18	W, 101-68	
12-8	Arizona	H	18	2	W, 92-82
12-18	Arkansas St.	H	10	W, 98-74	
12-20	Loyola M'mount	H	10	W, 122-114	
12-22	Illinois	A	10	L, 96-102	
12-29	Nicholls State	H	15	W, 118-76	
1-2	Vanderbilt	H	14	W, 87-70	
1-5	Kentucky	A	14	16	L, 80-93
1-7	Georgia	H	14	W, 83-76	
1-12	Auburn	A	20	W, 96-84	
1-15	Alabama	A	20	W, 90-80	
1-19	Ole Miss	H	20	W, 87-71	
1-22	Tennessee	A	16	L, 89-92	
1-26	Florida	H	16	W, 76-66	
1-29	Mississippi St.	H	14	L, 79-82	
2-2	Vanderbilt	A	14	L, 59-63	
2-5	Kentucky	H	19	10	W, 107-88
2-8	Georgia	A	19	W, 89-86	
2-10	Duke	A	19	6	L, 70-88
2-13	Auburn	H	20	W, 98-61	
2-17	Alabama	H	20	W, 88-81	
2-20	Ole Miss	A	19	W, 89-78	
2-23	Tennessee	H	19	W, 119-87	
2-27	Florida	A	18	W, 79-66	
3-7	Mississippi St.	A	18	23	L, 73-76
3-8	Auburn-65	N	16	L, 77-92	
3-14	Connecticut-86	N	22	L, 62-79	

## 1991-92 RECORD: 21-10, 12-4

**Coach: Dale Brown**

DATE	OPPONENT	LSU RANK	OPP RANK	RESULTS	
11-22	NE La. ^	H	6	W, 77-76	
11-27	Middle Tenn.	H	9	W, 96-65	
11-30	UNLV	A	9	L, 55-76	
12-7	Arizona	A	16	3	L, 67-87
12-17	Southeastern	H		W, 101-64	
12-21	Louisville	H	25	L, 92-93	
12-28	N. Arizona	H		W, 159-86	
12-30	Nicholls State	H		W, 123-61	
1-3	Texas-87	N		W, 84-83	
1-8	Auburn	A		W, 87-70	
1-11	Arkansas	H	13	L, 90-101	
1-14	Alabama	A	9	W, 89-81	
1-18	Mississippi St.	A		W, 83-70	
1-20	McNeese St.	H		W, 115-67	
1-25	Ole Miss	A		W, 83-73	
1-29	Tennessee	H		W, 97-82	
2-2	Kentucky	H	14	W, 74-53	
2-5	Florida	A	22	W, 70-50	
2-8	Duke	H	22	1	L, 67-77
2-11	Georgia	H	20	L, 62-64	
2-15	Vanderbilt	A	20	L, 69-76	
2-19	South Carolina	A		W, 74-56	
2-22	Auburn	H		W, 99-82	
2-25	Ole Miss	H		W, 100-69	
2-29	Alabama	H	16	W, 73-65	
3-3	Arkansas	A	23	7	L, 92-106 OT
3-7	Mississippi St.	H	23	W, 89-80	
3-13	Tennessee-47	N	23	W, 99-89	
3-14	Kentucky-47	N	23	9	L, 74-80
3-19	BYU-88	N	25	W, 94-83	
3-21	Indiana-88	N	25	5	L, 79-89

## 1992-93 RECORD: 22-11, 9-7

**Coach: Dale Brown**

DATE	OPPONENT	LSU RANK	OPP RANK	RESULTS
12-1	McNeese State	H		W, 83-72
12-3	Southeastern	H		W, 92-65

12-5	Mercer	H		W, 82-48
12-15	Nicholls State	H		W, 75-64
12-16	Campbell	H		W, 93-71
12-21	Stanford-89	N		W, 72-63
12-22	Duke-89	N	1	L, 67-96
12-23	Memphis St.-89	N		L, 66-70
12-29	NSU	H		W, 93-79
12-30	Tennessee St.	H		W, 90-68
1-2	Drake	H		W, 94-86
1-6	Alabama	A		L, 67-77
1-9	Auburn	H		W, 87-81
1-13	Mississippi St.	A		W, 84-76 OT
1-16	Florida	H		W, 85-81
1-20	Cent. Conn. St.	H		W, 86-53
1-23	Ole Miss	A		L, 62-71
1-26	Kentucky	A	4	L, 67-105
1-30	South Carolina	H		W, 85-62
2-2	Arkansas	H	17	L, 79-91
2-7	Texas-90	N		W, 84-81
2-10	Mississippi St.	H		W, 92-66
2-13	Auburn	A		W, 75-73
2-17	Vanderbilt	H	11	L, 66-87
2-20	Tennessee	A		W, 81-74
2-23	Alabama	H		W, 76-68
2-27	Georgia	A	13	L, 78-81
3-3	Arkansas	A		L, 75-88
3-6	Ole Miss	H		W, 71-56
3-12	Ole Miss-59	N		W, 89-70
3-13	Vanderbilt-59	N	5	W, 72-62
3-14	Kentucky-59	A	4	L, 65-82
3-18	California-74	N		L, 64-66

## 1993-94 RECORD: 11-16, 5-11

**Coach: Dale Brown**

DATE	OPPONENT	LSU RANK	OPP RANK	RESULTS	
11-26	Texas	H		W, 86-66	
12-4	Nicholls State	H		W, 95-90 OT	
12-11	Okl. St.-91	N	15	W, 71-68	
12-16	McNeese St.	H	25	W, 93-72	
12-18	UCLA	A	25	9	L, 80-100
12-21	Southeastern	H		W, 96-62	
12-28	Winthrop	H		W, 100-71	
12-30	Radford	H		L, 72-73	
1-5	Florida	A		L, 73-74	
1-8	Auburn	H		W, 83-72	
1-11	Arkansas	A	4	L, 83-84	
1-15	Vanderbilt	A	24	W, 83-81	
1-19	Alabama	H		L, 67-71	
1-22	N. Carolina-92	N	4	L, 65-88	
1-26	Mississippi St.	H		L, 52-66	
1-29	Ole Miss	H		W, 90-66	
2-2	So. Carolina	A		W, 77-71	
2-5	Tennessee	H		W, 84-83	
2-8	Alabama	A		L, 66-75	
2-12	Auburn	A		L, 83-111	
2-15	Kentucky	H	11	L, 95-99	
2-19	Georgia	H		L, 84-100	
2-23	Louisville	A	13	L, 64-82	
2-26	Mississippi St.	A		L, 66-86	
3-2	Arkansas	H		L, 105-108 OT	
3-5	Ole Miss	A		L, 78-93	
3-10	Georgia-93	N		L, 70-83	

## 1994-95 RECORD: 12-15, 6-10

**Coach: Dale Brown**

DATE	OPPONENT	LSU RANK	OPP RANK	RESULTS
11-25	Southeastern	H		W, 106-80
11-29	McNeese St.	H		W, 86-71
12-3	George Mason	H		W, 127-104
12-6	Troy State	H		W, 113-78
12-17	UCLA	H	2	L, 72-92
12-20	Okl. State-94	N		L, 67-111
12-22	Coppin State	H		L, 66-69
12-28	Georgia State	H		W, 105-70
12-30	Maryland, BC	H		W, 88-67
1-3	Florida	H	13	W, 70-66
1-7	Texas	A		L, 71-80
1-11	Auburn	A		W, 76-73
1-17	Alabama	A		W, 74-61
1-21	Ole Miss	H		W, 87-81 OT
1-25	Mississippi St.	A		L, 60-73
1-28	Vanderbilt	H		L, 58-66
1-31	Arkansas	A	8	L, 81-105
2-4	Tennessee	A		W, 56-52
2-8	Mississippi St.	H	21	L, 61-67
2-11	Alabama	H	18	L, 66-74
2-15	Ole Miss	A		L, 90-102
2-18	Georgia	A		L, 89-98
2-22	Arkansas	H	8	L, 90-92
2-2				



# Year-by-Year Records

1-24	Georgia	H		L, 52-61
1-28	Arkansas	H	15	L, 68-85
1-31	Tennessee	H		L, 65-72
2-4	Kentucky	H	8	L, 61-63
2-11	Mississippi St.	A		L, 48-85
2-14	Auburn	A		L, 44-66
2-18	Ole Miss	H	15	L, 57-83
2-21	Alabama	A		L, 60-69
2-25	Vanderbilt	A		L, 58-60
2-28	Mississippi St.	H		L, 62-63
3-5	Tennessee-3	N		L, 62-73

## 1998-99 RECORD: 12-15, 4-12

**Coach: John Brady**

DATE	OPPONENT	LSU RANK	OPP RANK	RESULTS
11-16	UT-Pan Am	H		W, 75-56
11-21	McNeese St.	H		W, 56-39
11-25	N.C. A&T	H		W, 72-59
11-30	Houston	A		L, 55-67
12-12	Jackson St.	H		W, 72-53
12-16	Prairie View	H		W, 84-62
12-19	Texas	H		W, 63-61 OT
12-22	Troy State	H		W, 74-56
12-29	Belmont	H		W, 82-63
1-2	Arkansas	H	18	L, 75-80
1-6	Tennessee	A		L, 58-93
1-9	Auburn	H	14	L, 70-73
1-13	Alabama	H		W, 71-70
1-16	Mississippi St.	A		L, 53-55
1-20	Florida	H		L, 58-77
1-23	Vanderbilt	H		W, 64-59
1-27	Arkansas	A	21	L, 64-86
1-30	Kentucky	A	6	L, 62-86
2-3	Ole Miss	H		L, 66-82
2-6	Auburn	A	6	L, 54-80
2-10	Alabama	A		L, 71-72 OT
2-13	Arizona	A	10	L, 71-78
2-17	S. Carolina	H		W, 60-56
2-20	Georgia	A		L, 57-59
2-24	Miss. St.	H		W, 74-63
2-27	Ole Miss	A		L, 57-79
3-4	Florida-3	N	21	L, 75-97

## SEC CHAMPIONS

## 1999-00 RECORD: 28-6, 12-4

**Coach: John Brady**

DATE	OPPONENT	LSU RANK	OPP RANK	RESULTS
11-20	Grambling	H		W, 112-37
11-22	Southeastern	H		W, 75-36
11-26	Oakland-99	N		W, 87-80
11-27	Wyoming-99	N		W, 103-86
11-28	Fresno St.-99	N		W, 95-85
12-11	Alcorn State	H		W, 71-64
12-14	UT-Martin	H		W, 73-45
12-18	Sam Houston	H		W, 85-67
12-21	Centenary-100	N		W, 80-52
12-23	Nicholls St.	H		W, 91-74
12-27	Howard	H		W, 81-55
12-30	Okla. St.-5	N	11	W, 63-53
1-5	Alabama	H	21	W, 78-66
1-8	Tennessee	H	15	L, 59-64
1-12	Florida	A	24	L, 57-82
1-15	Vanderbilt	A	24	L, 62-65
1-19	Georgia	H		W, 61-57
1-26	Arkansas	H		W, 96-75
1-29	Arizona	H	5	W, 86-60
2-2	Miss. St.	A	22	L, 66-68
2-5	Alabama	A	22	W, 93-60
2-9	Auburn	H	25	W, 83-68
2-13	Kentucky	H	25	W, 70-57
2-16	Ole Miss	A	16	W, 97-53
2-19	Arkansas	A	16	W, 78-67
2-23	S. Carolina	A	15	W, 64-59
2-26	Miss. St.	H	15	W, 71-66
3-1	Auburn	A	12	W, 55-53
3-4	Ole Miss	H	12	W, 64-60
3-10	Vanderbilt-3	N	10	W, 71-60
3-11	Arkansas-3	N	10	L, 67-69
3-16	SE Mo. St.-66	N	10	W, 64-61
3-18	Texas-66	N	15	W, 72-67
3-23	Wisc.-101	N	10	L, 48-61

## 2000-01 RECORD: 13-16, 2-14

**Coach: John Brady**

DATE	OPPONENT	LSU RANK	OPP RANK	RESULTS
11-20	ULM	H		W, 92-49
11-25	Norfolk St.	H		W, 90-62
11-28	Houston	A		W, 61-59
12-9	Texas So.	H		W, 89-57
12-13	McNeese St.	H		W, 87-68

12-16	New Orleans	H		W, 84-57
12-20	Arizona	A	1	L, 75-88
12-22	Nicholls St.	H		W, 92-49
12-28	Oregon St.-5	N		W, 78-68
1-3	Wyoming	H		W, 73-69
1-6	Alabama	H	18	L, 73-82
1-10	Vanderbilt	H		L, 67-71
1-13	Auburn	A		L, 69-85
1-17	Centenary	H		W, 85-44
1-21	Georgia	A		L, 63-68
1-24	Miss. St.	A		W, 82-73
1-27	Arkansas	H		L, 52-59
1-31	S. Carolina	H		L, 56-68
2-3	Alabama	A	17	L, 66-76
2-7	Ole Miss	A	25	L, 33-50
2-10	Auburn	H		L, 65-76
2-13	Florida	H	11	L, 74-81 OT
2-17	Arkansas	A		L, 70-87
2-21	Kentucky	A	13	L, 61-84
2-24	Miss. St.	H		L, 48-55
2-28	Ole Miss	H	14	W, 78-77 OT
3-3	Tennessee	A		L, 71-78
3-8	Georgia-65	N	18	W, 63-62
3-9	Arkansas	N		L, 72-77

## 2001-02 RECORD: 19-15, 6-10

**Coach: John Brady**

DATE	OPPONENT	LSU RANK	OPP RANK	RESULTS
11-17	Campbell	H		W, 83-59
11-19	Southern	H		W, 97-69
11-23	Weber St.-102	N		L, 74-75 OT
11-24	Hawaii-Hilo-102	A		W, 64-62
11-25	Mercer-102	N		W, 84-54
11-28	Towson	H		W, 83-46
12-2	Northwestern St.H			W, 91-54
12-4	UL-Lafayette	H		W, 83-65
12-15	McNeese St.	H		W, 80-57
12-18	New Orleans	A		L, 59-60
12-20	Houston	H		W, 73-69
12-27	Miami (Fla.)-5	N	24	L, 61-68
12-30	Nicholls St.	H		W, 71-35
1-5	Alabama	A	18	L, 74-76
1-13	Arkansas	H		W, 75-69
1-16	Florida	A	2	L, 70-102
1-19	Auburn	H		W, 75-58
1-23	Ole Miss	A		L, 55-70
1-26	Miss. St.	A		L, 61-84
1-30	Tennessee	H		L, 58-61
2-2	Alabama	H	7	L, 48-57
2-6	Vanderbilt	A		L, 63-68
2-9	Kentucky	H	7	L, 56-68
2-13	Miss. St.	H		W, 68-65 OT
2-16	Arkansas	A		W, 67-63
2-20	S. Carolina	A		L, 53-66
2-23	Georgia	H	18	L, 54-55
2-27	Ole Miss	H		W, 59-56
3-2	Auburn	A		W, 59-54
3-7	Vanderbilt-3	N		W, 69-62
3-8	Georgia-3	N	17	W, 78-76
3-9	Miss. St.-3	N		L, 51-57
3-13	Iowa-103	A		W, 63-61
3-19	Ball State-60	H		L, 65-75

## 2002-03 RECORD: 21-11, 8-8

**Coach: John Brady**

DATE	OPPONENT	LSU RANK	OPP RANK	RESULTS
11-22	Nicholls-104	H		W, 68-24
11-24	S. Ala.-104	H		W, 71-62
11-30	Texas A&M-105	N		L, 77-79
12-3	Delaware St.	H		W, 65-44
12-7	McNeese St.	H		W, 93-72
12-14	Texas A&M-CCI	H		W, 95-60
12-17	Prairie View	H		W, 75-49
12-21	Arizona	H	1	W, 66-65
12-28	Tulane-5	N	24	W, 74-62
12-30	New Orleans	H	21	W, 69-57
1-5	Georgia	A	21	L, 63-89
1-8	Houston	H		W, 80-51
1-11	Miss. St.	H	7	W, 85-72
1-15	Centenary	H	23	W, 112-65
1-18	Ole Miss	H	23	L, 57-67
1-22	Arkansas	A		L, 65-73
1-25	Miss. St.	A	22	L, 64-67
1-28	Florida	H	4	L, 53-70
2-1	Alabama	A	23	L, 66-75
2-5	S. Carolina	H		W, 71-58
2-8	Auburn	A		L, 54-56
2-12	Vanderbilt	H		W, 79-60
2-15	Kentucky	A	3	L, 57-68
2-22	Arkansas	H		W, 75-56
2-26	Auburn	H		W, 94-63
3-1	Tennessee	A		W, 88-67
3-5	Ole Miss	A		W, 77-64
3-8	Alabama	H		W, 66-62

3-13	Arkansas-96	N		W, 85-56
3-14	Florida-96	N	7	W, 65-61
3-15	Miss. St.-96	N		L, 61-76
3-21	Purdue-106	N		L, 56-80

## 2003-04 RECORD: 18-11, 8-8

**Coach: John Brady**

DATE	OPPONENT	LSU RANK	OPP RANK	RESULTS
11-21	Southern	H		W, 70-59
11-24	McNeese St.	H		W, 87-77
11-26	Troy State	H		W, 78-69
11-29	ULM	H		W, 96-65
12-10	Utah	H		W, 65-51
12-20	So. Miss	H		W, 65-50
12-23	Tulane	H		W, 67-48
12-27	UAB-5	N		W, 78-62
12-30	Houston	A		L, 52-60
1-3	Centenary	A		W, 66-63
1-6	Arkansas	A		W, 66-55
1-10	Alabama	H		W, 70-66
1-12	New Orleans	A		W, 68-60
1-17	Miss. St.	H	20	L, 54-64
1-21	Ole Miss	A		L, 49-53
1-24	S. Carolina	A	25	L, 55-61
1-28	Georgia	H		W, 63-59
1-31	Alabama	A		W, 60-54
2-4	Tennessee	H		W, 84-67
2-7	Arkansas	H		W, 65-52
2-14	Florida	A	22	W, 73-70
2-18	Auburn	H	24	L, 68-80
2-21	Vanderbilt	A		L, 54-74
2-25	Miss. St.	A	7	L, 58-84
2-29	Kentucky	H	9	L, 64-70
3-3	Ole Miss	H		W, 58-45
3-6	Auburn	A		L, 66-78
3-12	S. Carolina-3	N		L, 64-85
3-17	Okla.-107	A		L, 61-70

## SEC WESTERN DIVISION CHAMPIONS

## 2004-05 RECORD: 20-10, 12-4

**Coach: John Brady**

DATE	OPPONENT	LSU RANK	OPP RANK	RESULTS
11-19	Tulane108	H		W, 83-58
11-21	UL-Lafayette-108	H		W, 83-69
11-24	New Orleans	H		W, 95-79
11-27	West Virginia	H		L, 69-84
12-11	Northwestern St.	H		W, 83-74
12-13	McNeese State	H		W, 82-79
12-18	S. Miss-109	N		L, 84-88 OT
12-21	Houston	A		L, 72-81
12-30	Florida State-5	N		W, 67-50
1-3	Utah	A		L, 55-69
1-8	Alabama	A	19	L, 58-73
1-12	South Carolina	H		W, 79-64
1-15	Ohio State	H		W, 113-101 2OT
1-19	Arkansas	H		W, 66-63 OT
1-22	Kentucky	A	8	L, 58-89
1-26	Ole Miss	H		W, 70-60
1-29	Mississippi St.	H	22	W, 69-62
2-2	Georgia	A		W, 95-79
2-5	Tennessee	A		L, 55-77
2-9	Auburn	H		W, 90-69
2-12	Arkansas	A		L, 62-65
2-16	Mississippi St.	A		W, 80-72
2-19	Florida	H	24	W, 77-73
2-22	Alabama	H	14	W, 61-59
2-26	Auburn	A		W, 77-64
3-2	Ole Miss	A		W, 58-53
3-5	Vanderbilt	H		W, 81-69
3-11	Auburn-3	N		W, 89-58
3-12	Kentucky-3	N	4	L, 78-79 OT
3-17	UAB-88	N		L, 68-82

## SEC CHAMPIONS NCAA FINAL FOUR

## 2005-06 RECORD: 27-9, 14-2

**Coach: John Brady**

DATE	OPPONENT	LSU RANK	OPP RANK	RESULTS
11-18	Southern	H		W, 84-56
11-21	Nicholls St.	H		W, 104-57
11-26	West Virginia	A	13	W, 71-68 OT
11-29	Houston	H	25	L, 83-84
12-10	McNeese St.	H		W, 90-70
12-13	New Orleans	H		W, 94-53
12-17	UL-Lafayette	H		W, 81-62
12-19	N. Iowa-110	H		L, 50-54
12-22	Monticello-110	N		W, 75-48

12-23	Cincinnati-110	N		L, 72-75
12-31	Ohio State	A	21	L, 76-78
1-3	Tulane	H		W, 75-58
1-7	Connecticut	A	2	L, 66-67
1-11	Arkansas	A		W, 63-58
1-14	Tennessee			

# Year-by-Year Records

2-27	South Carolina	A		W, 62-55
3-2	Georgia	H		W, 71-64
3-5	Alabama	H		W, 80-74
3-8	Mississippi St.	A		L, 75-84
3-13	S. Carolina-3	N		L, 73-77

## COACH TRENT JOHNSON 4 SEASONS • 2008 - 2012 67-64 (.511)

## SEC CHAMPIONS

### 2008-09 RECORD: 27-8, 13-3

DATE	OPPONENT	LSU RANK	OPP RANK	RESULTS
11-15	Jackson St.	H		W, 79-65
11-20	Alcorn State-68	H		W, 77-45
11-23	N'western St.-68	H		W, 91-60
11-28	Centenary-68	H		W, 64-58
11-30	Troy-68	H		W, 92-57
12-2	Cal St. Fullerton	H		W, 84-63
12-13	Grambling	H		W, 87-41
12-17	Nicholls State	H		W, 68-56
12-20	Texas A&M-13	N		L, 61-72
12-22	McNeese St.	H		W, 62-59
12-27	Wash. St.	H		W, 64-52
12-31	UL-Lafayette	H		W, 81-79
1-3	Southeastern	H		W, 90-61
1-6	Utah	A		L, 61-91
1-11	Alabama	A		L, 59-65
1-14	S. Carolina	H		W, 85-68
1-17	Ole Miss	A		W, 83-51
1-21	Mississippi St.	H		W, 81-57
1-24	Xavier (Ohio)	H	15	L, 70-80
1-28	Tennessee	A		W, 79-73
1-31	Arkansas	H		W, 79-69
2-4	Georgia	A		W, 80-62
2-8	Alabama	H		W, 76-62
2-11	Mississippi St.	A		W, 97-94 2OT
2-14	Ole Miss	H		W, 73-66
2-18	Arkansas	A	23	W, 72-69
2-21	Auburn	H	23	W, 79-72
2-24	Florida	H	18	W, 81-75
2-28	Kentucky	A	18	W, 73-70
3-4	Vanderbilt	H	12	L, 67-75
3-7	Auburn	A	12	L, 53-69
3-13	Kentucky-114	N	20	W, 67-58
3-14	Miss. St.-114	N	20	L, 57-67
3-19	Butler-115	N	21	W, 75-71
3-21	UNC-115	N	21	L, 70-84

### 2009-10 RECORD: 11-20, 2-14

DATE	OPPONENT	LSU RANK	OPP RANK	RESULTS
11-13	ULM	H		W, 82-62
11-16	Indiana St.-116	H		W, 56-45
11-17	Western Ky.-116	H		W, 71-60
11-25	UConn-117	N	13	L, 55-81
11-27	Arizona St.-117	N		L, 52-71
12-1	UL-Lafayette	H		W, 66-58
12-12	Northwestern St.	H		W, 73-62
12-14	Southeastern	H		W, 77-60
12-17	Nicholls	H		W, 63-60
12-19	Rice	H		W, 65-61
12-22	Wash. St.-118	N		L, 70-72 OT
12-29	Xavier (Ohio)	A		L, 65-89
1-2	Utah	H		L, 59-61
1-4	McNeese St.	H		W, 83-60
1-9	Alabama	H		L, 49-66
1-13	S. Carolina	A		L, 58-67
1-16	Florida	A		L, 58-72
1-20	Auburn	H		L, 80-84
1-23	Ole Miss	H	22	L, 63-73
1-27	Alabama	A		L, 38-57
1-30	Miss. St.	A		L, 51-67
2-4	Tennessee	H	14	L, 54-59
2-6	Kentucky	H	4	L, 55-81
2-10	Arkansas	A		L, 52-87
2-13	Vanderbilt	A	22	L, 69-77
2-20	Miss. St.	H		L, 59-60
2-24	Arkansas	H		W, 65-54
2-27	Auburn	A		L, 59-74
3-4	Ole Miss	A		L, 59-72
3-6	Georgia	H		W, 50-48
3-11	Tennessee-65	N	15	L, 49-59

### 2010-11 RECORD: 11-21, 3-13

DATE	OPPONENT	LSU RANK	OPP RANK	RESULTS
11-12	Northwestern St. H			W, 87-78

11-16	Nicholls	H		L, 53-62
11-18	UT-Martin	H		W, 79-56
11-21	Memphis-119	N	19	L, 61-70
11-24	Centenary	H		W, 78-36
11-28	South Ala.	A		W, 80-65
11-30	Houston	H		W, 73-57
12-11	Cent. Mich.	H		W, 59-55
12-13	Coastal Carolina	H		L, 69-78 OT
12-16	McNeese St.	H		W, 78-66 OT
12-18	Wichita St.-120	N		L, 69-70
12-22	North Texas	H		L, 55-75
12-27	Southern	H		W, 62-41
12-29	Rice	A		L, 68-74
1-2	Virginia	A		L, 50-64
1-8	Auburn	A		W, 62-55
1-12	Arkansas	H		W, 56-53
1-15	Kentucky	A	13	L, 44-82
1-22	Ole Miss	H		L, 51-78
1-26	Tennessee	A		L, 53-75
1-29	Alabama	A		L, 46-70
2-2	S. Carolina	H		L, 56-64
2-5	Miss. St.	H		L, 57-58
2-9	Ole Miss	A		L, 60-66
2-12	Arkansas	A		L, 61-80
2-17	Alabama	H		L, 56-67
2-20	Florida	H	14	L, 61-68
2-23	Miss. St.	A		W, 84-82
2-26	Vanderbilt	H	18	L, 69-90
3-2	Georgia	A		L, 53-73
3-5	Auburn	H		L, 51-60
3-10	Vanderbilt-3	N		L, 50-62

### 2011-12 RECORD: 18-15, 7-9

DATE	OPPONENT	LSU RANK	OPP RANK	RESULTS
11-12	Nicholls	H		W, 96-74
11-15	Coastal Carolina	A		L, 63-71
11-17	N'western-121	N		L, 82-88
11-18	W. Ky.-121	N		W, 76-57
11-20	Ga. Tech-121	N		W, 59-50
11-23	S. Alabama	H		L, 75-79 OT
11-29	Houston	A		W, 59-58
12-3	Rutgers-122	A		W, 55-50
12-10	Boise State	H		W, 64-45
12-15	UC Irvine	H		W, 66-59
12-19	Marquette	H	10	W, 67-59
12-22	North Texas	A		W, 67-58
12-29	Grambling	H		W, 69-37
1-2	Virginia	H	21	L, 52-57
1-7	Ole Miss	H		W, 81-55
1-11	Alabama	A		L, 53-69
1-14	Arkansas	A		L, 60-69
1-17	Auburn	H		W, 65-58 OT
1-21	Florida	A	17	L, 64-76
1-25	Mississippi St.	A	18	L, 71-76
1-28	Kentucky	H	1	L, 50-74
2-4	Arkansas	H		W, 71-65
2-8	Vanderbilt	A		L, 61-76
2-11	Alabama	H		W, 67-58
2-14	Mississippi St.	H		W, 69-67 OT
2-18	S. Carolina	A		W, 68-58
2-22	Georgia	H		W, 61-53
2-25	Ole Miss	A		L, 48-72
2-29	Tennessee	H		L, 69-74 OT
3-3	Auburn	A		L, 52-67
3-8	Arkansas-96	N		W, 70-54
3-9	Kentucky-96	N	1	L, 51-60
3-13	Oregon-123	A		L, 76-96

## COACH JOHNNY JONES 5 SEASONS • 2012-17 90-72 (.556)

### 2012-13 RECORD: 19-12, 9-9

DATE	OPPONENT	LSU RANK	OPP RANK	RESULTS
11-9	UC Santa Barb.	H		W, 77-63
11-13	McNeese St.	H		W, 73-48
11-20	Northwestern St. H			W, 102-95
11-24	Miss. Valley St.	H		W, 75-50
11-29	Seton Hall-124	H		W, 72-67
12-11	Chattanooga	H		W, 80-67
12-14	Boise State	A		L, 70-89
12-18	UC Irvine	A		W, 66-60
12-22	Marquette	A		L, 80-84
12-28	Houston Bapt.	H		W, 75-58
1-5	Bethune-Cook.	H		W, 79-63
1-9	Auburn	A		L, 63-68
1-12	Florida	H	11	L, 52-74
1-16	S. Carolina	H		L, 73-82 OT
1-19	Georgia	A		L, 58-67
1-23	Texas A&M	H		W, 58-54
1-26	Kentucky	A		L, 70-75

1-30	Missouri	H	17	W, 73-70
2-2	Mississippi St.	A		W, 69-68
2-6	Vanderbilt	H		W, 57-56
2-9	Alabama	A		L, 57-60
2-14	South Carolina	A		W, 64-46
2-16	Mississippi St.	H		W, 80-68
2-19	Tennessee	A		L, 72-82
2-23	Alabama	H		W, 97-94 3OT
2-27	Arkansas	H		W, 65-60
2-27	Missouri	A		L, 76-89
3-6	Texas A&M	A		W, 68-57
3-9	Ole Miss	H		L, 67-81
3-14	Georgia-65	N		W, 68-63
3-15	Florida-65	N	13	L, 58-80

### 2013-14 RECORD: 20-14, 9-9

DATE	OPPONENT	LSU RANK	OPP RANK	RESULTS
11-12	UMass	A		L, 90-92
11-16	Northwestern St. H			W, 88-74
11-19	New Orleans	H		W, 81-54
11-22	Southeastern	H		W, 89-66
11-28	Saint Joe's-125	N		W, 82-65
11-29	Memphis-125	N	21	L, 69-76
12-1	Butler-125	N		W, 70-68 OT
12-14	ULM	H		W, 61-54
12-18	Texas Tech	A		W, 71-69
12-21	UAB	H		W, 86-63
12-28	McNeese State	H		W, 79-52
1-4	Rhode Island	H		L, 70-74
1-7	Tennessee	H		L, 50-68
1-11	South Carolina	A		W, 71-68
1-15	Ole Miss	A		L, 74-88 OT
1-18	Vanderbilt	H		W, 81-58
1-21	Missouri	H		W, 77-71
1-25	Alabama	A		L, 80-82
1-28	Kentucky	H	11	W, 87-82
2-1	Arkansas	H		W, 88-74
2-6	Georgia	A		L, 78-91
2-8	Auburn	H		W, 87-80
2-12	Texas A&M	A		L, 73-83
2-15	Arkansas	A		L, 70-81
2-19	Mississippi St.	H		W, 92-81
2-22	Kentucky	A	18	L, 76-77 OT
2-26	Texas A&M	H		W, 68-49
3-1	Florida	A	1	L, 61-79
3-6	Vanderbilt	A		W, 57-51
3-8	Georgia	H		L, 61-69

3-13	Alabama	N		W, 68-56
3-14	Kentucky	N		L, 67-85
3-19	San Fran-126	A		W, 71-63
3-24	SMU-127	A		L, 67-80

### 2014-15 RECORD: 22-11, 11-7

DATE	OPPONENT	LSU RANK	OPP RANK	RESULTS
11-15	Gardner-Webb	H		W, 93-82
11-18	Texas Tech	H		W, 69-64 OT
11-21	O. Dominion-128	N		L, 61-70
11-22	Weber St.-128	N		W, 72-58
11-24	Clemson-128	N		L, 61-64
11-29	McNeese State	H		W, 83-72
12-2	UMass	H		W, 82-60
12-4	W. Virginia-129	A	16	W, 74-73
12-13	Sam Houston	H		W, 76-67
12-18	UAB	A		W, 79-70
12-22	Charleston	H		W, 71-47
12-29	Southern Miss	H		W, 87-67
1-3	Savannah St.	H		W, 75-59
1-8	Missouri	A		L, 67-74 OT
1-10	Georgia	H		W, 87-84 2OT
1-14	Ole Miss	A		W, 75-71
1-17	Texas A&M	H		L, 64-67
1-20	Florida	A		W, 79-61
1-24	Vanderbilt	A		W, 79-75 OT
1-28	South Carolina	H		W, 64-58
1-31	Mississippi St.	A		L, 67-73
2-5	Auburn	H		L, 77-81
2-7	Alabama	H		W, 71-60
2-10	Kentucky	H	1	L, 69-71
2-14	Tennessee	A		W, 73-55
2-17	Texas A&M	A		L, 62-68
2-21	Florida	H		W, 70-63
2-24	Auburn	A		W, 84-61
2-28	Ole Miss	H		W, 73-63
3-4	Tennessee	H		L, 63-78
3-7	Arkansas	A		W, 81-78
3-13	Auburn-65	N		L, 70-73 OT
3-19	NC State-130	N		L, 65-66

### 2015-16 RECORD: 19-14, 11-7

DATE	OPPONENT	LSU RANK	OPP RANK	RESULTS
11-13	McNeese State	H	21	W, 81-70



Derrick Taylor, Member 1986 Final Four Team



# Year-by-Year Records



**Garrett Temple, Member 2006 Final Four Team**



**Tasmin Mitchell, Third leading career scorer**

11-16	Kennesaw State	H 23	W, 91-69
11-19	South Alabama	H 23	W, 78-66
11-23	Marquette-131	N 22	L, 80-81
11-24	NC State-131	N 22	L, 72-83 (ot)
11-30	Charleston	A	L, 58-70
12-2	North Florida	H	W, 119-108
12-13	Houston	A	L, 98-105 (ot)
12-16	Gardner-Webb	H	W, 78-57
12-19	Oral Roberts	H	W, 100-77
12-22	American	H	W, 79-51
12-29	Wake Forest	H	L, 71-77
1-2	Vanderbilt	A	W, 90-82
1-5	Kentucky	H 9	W, 85-67
1-9	Florida	A	L, 62-68
1-13	Ole Miss	H	W, 90-81
1-16	Arkansas	H	W, 76-74
1-19	Texas A&M	A 10	L, 57-71
1-23	Alabama	A	W, 72-70
1-26	Georgia	H	W, 89-85
1-30	Oklahoma-132	H 1	L, 75-77
2-2	Auburn	A	W, 80-68
2-6	Mississippi State	H	W, 88-77
2-10	South Carolina	A	L, 83-94
2-13	Texas A&M	H 15	W, 76-71
2-17	Alabama	H	L, 69-76
2-20	Tennessee	A	L, 65-81
2-23	Arkansas	A	L, 65-85
2-27	Florida	H	W, 96-91
3-1	Missouri	H	W, 80-71
3-5	Kentucky	A 22	L, 77-94
3-11	Tennessee--65	N	W, 84-75
3-12	Texas A&M-65	N 17	L, 38-71

## 2016-17 RECORD: 10-21, 2-16

**Coach: Johnny Jones**

DATE	OPPONENT	LSU RANK	OPP RANK	RESULTS
11-12	Wofford	H		W, 91-69
11-15	Southern Miss	H		W, 78-61
11-18	North Florida	H		W, 78-70
11-23	Wichita St.--133	N		L, 47-82
11-24	Old Dominion-133N			W, 66-60
11-25	VCU--133	N		L, 74-85
11-29	Houston	H		W, 84-65
12-13	NC Central	H		W, 70-66
12-17	Texas Southern	H		W, 88-80
12-19	Charleston	H		W, 75-65
12-22	Wake Forest	A		L, 76-110
12-29	Vanderbilt	H		L, 89-96
1-4	Missouri	A		W, 88-77

1-7	Mississippi State	H	L, 78-95
1-11	Texas A&M	A	L, 62-92
1-14	Alabama	H	L, 66-81
1-18	Auburn	A	L, 74-78
1-21	Arkansas	A	L, 86-99
1-25	Florida	H	25 L, 71-106
1-28	Texas Tech-129	A	L, 64-77
2-1	South Carolina	H 19	L, 63-88
2-4	Texas A&M	H	L, 73-85
2-7	Kentucky	A 15	L, 85-92
2-11	Arkansas	H	L, 70-78
2-14	Ole Miss	A	L, 76-96
2-18	Alabama	A	L, 72-90
2-21	Auburn	H	L, 75-98
2-25	Georgia	A	L, 80-82
3-1	Tennessee	H	W, 92-82
3-4	Mississippi State	A	L, 76-88
3-8	Miss. St.--65	N	L, 52-79

## COACH WILL WADE 2 SEASON • 2017 - 43-20 (.545)

## 2017-18 RECORD: 18-15, 8-10

**Coach: Will Wade**

DATE	OPPONENT	LSU RANK	OPP RANK	RESULTS
11-10	Alcorn State	H		W, 99-59
11-16	Samford	H		W, 105-86
11-20	Michigan--89	N		W, 77-75
11-21	Notre Dame--89	N 13		L, 53-92
11-22	Marquette--89	N		L, 84-94
11-29	UT Martin	H		W, 84-60
12-10	UNCW	H		W, 97-84
12-13	Houston	H		W, 80-77
12-16	SFA	H		L, 82-83
12-19	Sam Houston	H		W, 80-58
12-22	North Florida	H		W, 104-52
12-28	Memphis	A		W, 71-61
1-3	Kentucky	H 17		L, 71-74
1-6	Texas A&M	A 11		W, 69-68
1-10	Arkansas	A		W, 75-54
1-13	Alabama	H		L, 66-74
1-16	Georgia	H		L, 60-61
1-20	Vanderbilt	A		L, 71-77
1-23	Texas A&M	H		W, 77-65
1-27	Auburn	A 19		L, 70-95
1-31	Tennessee	A 18		L, 61-84
2-3	Arkansas	H		W, 94-86

2-7	Florida	A	L, 64-73
2-10	Ole Miss	H	W, 82-66
2-13	Alabama	A	L, 65-80
2-17	Missouri	H	W, 64-63
2-20	Vanderbilt	H	W, 88-78
2-24	Georgia	A	L, 82-93
2-28	S. Carolina	A	L, 74-83(ot)
3-3	Miss. State	H	W, 78-57
3-8	Miss. State-134	N	L, 77-80
3-14	UL-Lafayette-60	H	W, 84-76
3-19	Utah-135	A	L, 71-95

## SEC CHAMPIONS

## 2018-19 RECORD: 28-7, 16-2

**Coach: Will Wade (25-5)**

**Interim Coach: Tony Benford (3-2)**

DATE	OPPONENT	LSU RANK	OPP RANK	RESULTS
11-06	Southeastern	H 23		W, 94-63
11-09	UNCG	H 23		W, 97-91
11-13	Memphis	H 22		W, 85-76
11-16	Louisiana Tech	H 22		W, 74-67
11-22	Charleston-136	N 19		W, 67-55
11-23	Florida St.-136	N 19	14	L, 76-79 ot
11-25	Oklahoma St.-136N	N 19		L, 77-90
12-1	Grambling	H		W, 78-57
12-9	Incarnate Word	H		W, 91-50
12-12	Houston	A 24		L, 76-82
12-15	Saint Mary's-137	N		W, 78-74
12-21	Furman	H 24		W, 75-57
12-28	ULM	H		W, 81-69
1-8	Alabama	H		W, 88-79
1-12	Arkansas	A		W, 94-88 ot
1-15	Ole Miss	A 18		W, 83-69
1-19	South Carolina	H		W, 89-67
1-23	Georgia	H 25		W, 92-82
1-26	Missouri	A 25		W, 86-80 ot
1-30	Texas A&M	A 19		W, 72-57
2-2	Arkansas	H 19		L, 89-90
2-6	Miss. State	A 21		W, 92-88 ot
2-9	Auburn	H 21		W, 83-78
2-12	Kentucky	A 19	5	W, 73-71
2-16	Georgia	A 19		W, 83-79
2-20	Florida	H 13		L, 77-82 ot
2-23	Tennessee	H 13	5	W, 82-80 ot
2-26	Texas A&M	H 13		W, 66-55
3-2	Alabama	A 13		W, 74-69
3-6	Florida	A 10		W, 79-78 ot

3-9	Vanderbilt	H 10		W, 80-59
3-15	Florida--65	N 9		L, 73-76
3-21	Yale-111	N 12		W, 79-74
3-23	Maryland-111	N 12		W, 69-67
3-29	Mich. State-138	N 12	5	L, 63-80

Note: Coach Wade did not coach the last 5 games of the 2018-19 season (LSU decision).

## 2019-20 RECORD: 21-10, 12-6

**Coach: Will Wade**

DATE	OPPONENT	LSU RANK	OPP RANK	RESULTS
11-08	Bowling Green	H 22		W, 88-79
11-13	VCU	A 23		L, 82-84
11-16	Nicholls	H 23		W, 75-65
11-19	UMBC	H		W, 77-50
11-22	Utah State-140	N 15		L, 78-80
11-24	Rhode Island-140N			W, 96-83
11-29	Missouri St.	H		W, 73-58
12-3	UNO	H		W, 90-54
12-8	Northwestern St. H			W, 109-59
12-18	E. Tenn. State	H		L, 63-74
12-21	USC-141	N		L, 68-70
12-29	Liberty	H		W, 74-57
1-4	Tennessee	A		W, 78-64
1-8	Arkansas	H		W, 79-77
1-11	Miss. State	H		W, 60-59
1-14	Texas A&M	A		W, 89-85 OT
1-18	Ole Miss	A		W, 80-76
1-21	Florida	H		W, 84-82
1-25	Texas-142	A		W, 69-67
1-29	Alabama	H 22		W, 90-76
2-1	Ole Miss	H 22		W, 73-63
2-5	Vanderbilt	A 18		L, 90-99
2-8	Auburn	A 18	11	L, 90-91 OT
2-11	Missouri	H 25		W, 82-78
2-15	Alabama	A 25		L, 82-88
2-18	Kentucky	H 10		L, 76-79
2-22	South Carolina	A		W, 86-80
2-26	Florida	A		L, 66-81
2-29	Texas A&M	H		W, 64-50
3-4	Arkansas	A		L, 90-99
3-7	Georgia	H		W, 94-64

Note: Remainder of 2019-20 season canceled by SEC and NCAA prior to league tournament because of pandemic.

# Year-by-Year Records

## NEUTRAL SITE/ TOURNAMENT GUIDE

1	SIC Tournament	Atlanta, Ga.
2	Game in Meridian, Miss.	
3	SEC Tournament	Atlanta, Ga.
4	Amer. Leg. Bowl Natl. Champ.	Atl. City, N.J.
5	Sugar Bowl Classic	New Orleans, La.
6	SEC Tournament	Knoxville, Tenn.
7	SEC Tournament	Baton Rouge, La.
8	Game in Marion, Ark.	
9	SEC Tournament	Louisville, Ky.
10	Game vs. NW State	Shreveport, La.
11	Game in New York, N.Y.	
12	Game in Memphis, Tenn.	
13	Game in Houston, Texas	
14	Game in New York, N.Y.	
15	Fort Worth Collegiate	Fort Worth, Texas
16	Game in Memphis, Tenn.	
17	Game in Lake Charles, La.	
18	Game in New York, N.Y.	
19	San Antonio Invl.	San Antonio, Texas
20	Game in Little Rock, Ark.	
21	NCAA Tournament	Raleigh, N.C.
22	NCAA Final Four	Kansas City, Mo.
23	SEC Playoff	Nashville, Tenn.
24	NCAA Tournament	Iowa City, Iowa
25	Gator Bowl Tournament	Jacksonville, Fla.
26	Louisiana Invitational	Shreveport, La.
27	Carousel Invitational	Raleigh, N.C.
28	Game in Shreveport, La.	
29	Poinsettia Classic	Greenville, S.C.
30	Birmingham Classic	Birmingham, Ala.
31	Hurricane Classic	Miami, Fla.
32	VPI Tournament	Blacksburg, Va.
33	Far West Classic	Portland, Ore.
34	Evansville Tournament	Evansville, Ind.
35	All-College Tournament	Okla. City, Okla.
36	Bluebonnet Classic	Houston, Texas
37	Los Angeles Classic	Los Angeles, Calif.
38	Milwaukee Classic	Milwaukee, Wisc.
39	Game in Charlotte, N.C.	
40	Rainbow Classic	Honolulu, Hawaii
41	NIT	New York, N.Y.
42	Astro-Bluebonnet Classic	Houston, Texas
43	Big Blue Classic	Logan, Utah
44	Carolina Classic	Columbia, S. C.
45	Louisiana Classic	Baton Rouge, La.
46	Game in New York, N.Y.	
47	SEC Tournament	Birmingham, Ala.
48	NCAA Tournament	Bloomington, Ind.
49	NCAA Tournament	Indianapolis, Ind.
50	Game in New Orleans, La. (Superdome)	
51	NCAA Tournament	Denton, Texas
52	NCAA Tournament	Houston, Texas
53	Great Alaskan Shootout	Anchorage, Al.
54	Game in New Orleans, La. (Superdome)	
55	NCAA Tournament	Austin, Texas
56	NCAA Tournament	New Orleans, La.
57	NCAA Final Four	Philadelphia, Pa.
58	Game in New Orleans, La.	
59	SEC Tournament	Lexington, Ky.
60	NIT	Baton Rouge, La.
61	Hawaii Tipoff Tourn.	Honolulu, Hawaii
62	Game in East Rutherford, N. J.	
63	Game in New Orleans, La.	
64	Game in Houston, Texas	
65	SEC Tournament	Nashville, Tenn.
66	NCAA Tournament	Salt Lake City, Utah
67	NCAA Tournament	Dayton, Ohio
68	LSU Invitational	Baton Rouge, La.
69	NCAA Tournament	Atlanta, Ga.
70	NCAA Final Four	Dallas, Texas
71	Seaside Classic	Laie, Hawaii
72	Game played in Laie, Hawaii	
73	Game in Oklahoma City	
74	NCAA Tournament	Rosemont, Ill.
75	NCAA Tournament	Cincinnati, Ohio
76	UNLV/Bud Light Classic	Las Vegas, Nev.
77	Game in New Orleans, La.	
78	NCAA Tournament	Hartford, Conn.
79	Chaminade Classic	Honolulu, Hawaii
80	NCAA Tournament	Tucson, Ariz.
81	Game in Houston, Texas	
82	Game in New Orleans, La.	
83	SEC Tournament	Orlando, Fla.
84	NCAA Tournament	Knoxville, Tenn.
85	Tipoff Classic	Springfield, Mass.
86	NCAA Tournament	Minneapolis, Minn.
87	Game in New Orleans, La.	
88	NCAA Tournament	Boise, Idaho
89	Maui Invitational	Maui, Hawaii
90	Game in San Antonio, Texas	
91	Game in New Orleans, La.	
92	Game in New Orleans, La.	
93	SEC Tournament	Memphis, Tenn.
94	Game in Tulsa, Okla.	
95	Tipoff Classic	Honolulu, Hawaii
96	SEC Tournament	New Orleans, La.
97	John Wooden Classic	Anaheim, Calif.
98	Game in Auburn Hills, Mich.	
99	Hawaii Pacific Classic	Honolulu, Hawaii
100	Game in Shreveport, La.	

101	NCAA Tournament	Albuquerque, N.M.
102	Hilo Classic	Hilo, Hawaii
103	NIT	Iowa City, Iowa
104	Hispanic Coll. Fund Classic in B.R., La.	
105	Space City Classic	Houston, Texas
106	NCAA Tournament	Birmingham, Ala.
107	NIT	Norman, Okla.
108	LSU Louisiana Classic	Baton Rouge, La.
109	Game in Biloxi, Miss.	
110	LV Holiday Classic	Las Vegas, Nev.
111	NCAA Tournament	Jacksonville, Fla.
112	NCAA Final Four	Indianapolis, Ind.
113	Big East/SEC Challenge	Philadelphia, Pa.
114	SEC Tournament	Tampa, Fla.
115	NCAA Tournament	Greensboro, N.C.
116	NIT Season Tip-Off	Baton Rouge, La.
117	NIT Season Tip-Off	New York, N.Y.
118	Cougar Classic	Seattle, Wash.
119	Game in Tupelo, Miss.	
120	Game in Bossier City, La.	
121	Charleston Classic	Charleston, S.C.
122	Big East/SEC Challenge	Piscataway, N.J.
123	NIT	Eugene, Ore.
124	Big East/SEC Challenge	Baton Rouge, La.
125	Old Spice Classic	Orlando, Fla.
126	NIT	San Fran, Calif.
127	NIT	Dallas, Texas
128	Paradise Jam	St. Thomas, USVI
129	SEC/Big 12 Challenge	Morgantown, WVa
130	NCAA Tournament	Pittsburgh, Pa.
131	Legends Classic	Brooklyn, N.Y.
132	SEC/Big 12 Challenge	Baton Rouge
133	Battle 4 Atlantis	Paradise Island, Bahamas
134	SEC Tournament	St. Louis, Mo.
135	NIT	Salt Lake City, Utah
136	AdvoCare Classic	Orlando, Florida
137	Neon Hoops Classic	Las Vegas, Nevada
138	NCAA Tournament	Washington, D.C.
139	Game in New Albany, Indiana	
140	Jersey Mike's Classic	Kingston, Jamaica
141	Basketball HOF Classic	Los Angeles, Calif.
142	Big 12/SEC Challenge	Austin, Texas

## EXHIBITION GAMES

12-6-52	Pensacola Navy	H	W, 107-59
2-16-53	Pensacola Navy	A	W, 71-60
12-5-53	Pensacola Navy	H	W, 109-68
12-1-69	Athletes in Action	H	W, 71-68
12-27-69	SUB PAC-40	A	W, 88-80
11-27-72	Univ. of Americas	A	L, 83-87
11-28-72	Univ. of Americas	A	W, 69-57
11-16-73	Australian Olympic	H	W, 69-63
11-16-74	Czechoslovakia	H	W, 88-78
11-18-75	Yugoslavia	H	W, 100-90
11-19-76	Athletes in Action	H	L, 53-76
11-15-77	Soviet Union-2 ot	H	W, 99-96
11-3-78	Australia	H	W, 90-65
11-13-79	Yugoslavia	H	W, 82-79
11-13-80	Airliners	H	W, 91-87
11-19-81	Airliners	H	W, 76-71
11-18-82	Brewster Heights	H	W, 104-82
11-11-83	Houston Flyers	H	W, 109-89
11-8-84	China	H	W, 90-65
11-15-85	Brewster Heights	H	W, 131-82
11-14-86	Continental	H	W, 86-76
11-27-87	Brewster Heights	H	W, 123-97
11-11-88	Brewster Heights	H	W, 193-94
11-20-88	Yugoslavia	H	L, 84-92
11-8-89	Athletes in Action	H	W, 111-79
11-10-89	Russia	H	W, 114-109
11-16-90	Newcastle	H	W, 111-91
11-8-91	Mebourne	H	W, 96-60
11-15-91	Ranco Raiders	H	W, 126-80
11-20-92	High Five America	H	W, 94-89
11-24-92	Australia	H	W, 97-74
11-19-93	Dinamo Moscow	H	L, 85-87
11-22-93	High Five America	H	W, 101-87
11-11-94	High Five America	H	W, 83-73
11-18-94	Victorian All-Stars	H	W, 94-90
11-8-95	Athletes in Action	H	L, 82-90
11-15-95	Victorian All-Stars	H	W, 79-62
11-8-96	Geelong Supercats	H	W, 67-61
11-15-96	Bulgaria	H	W, 81-40
11-6-97	Double Pump	H	W, 76-67
11-14-97	Outback All-Stars	H	W, 60-62
11-6-98	California All-Stars	H	L, 75-84
11-11-98	Next Level	H	W, 81-68
11-8-99	Next Level	H	W, 78-70
11-12-99	Sports Tours	H	W, 94-61
8-9-00	Italian Oly. Team (Italy)	L	62-104
8-10-00	Angola Oly. Team (Italy)	L	75-77

8-11-00	Trieste (Italy)	W	90-62
8-13-00	Angola Oly. Team (Italy)	W	79-73
8-13-00	Austrian All-Stars (Italy)	W	87-62
(11-6-00)	Global Sports	H	W, 72-69
11-13-00	Angola Atletico	H	W, 92-52
11-5-01	Global Sports	H	W, 78-71
11-12-01	Sports Tours	H	W, 85-51
11-7-02	Global Sports	H	L, 69-78
11-15-02	Houston Sports	H	W, 81-71
11-6-03	Global Sports	H	L, 64-68
11-17-03	SE All-Stars	H	W, 77-64
11-9-04	EA All-Stars	H	W, 62-52
11-15-04	Houston Sports	H	W, 124-78
11-10-05	EA Sports	H	W, 74-54
11-15-05	LSU-Shreveport	H	W, 122-58
11-9-06	EA Sports	H	W, 70-65
11-15-06	Louisiana College	H	W, 94-41
9-1-07	Guelph (Canada)	A	W, 92-60
9-2-07	York (Canada)	A	W, 101-67
9-3-07	Toronto (Canada)	A	W, 82-55
11-1-07	Belhaven	H	W, 108-57
11-6-07	EA Sports	H	W, 72-68
5-19-11	Virtus Frusion (Italy)		W, 107-60
5-20-11	Anagni Basket (Italy)		W, 99-77
5-21-11	Selezione Bas. Roma (Italy)		W, 88-59
5-24-11	Elmec Varese (Italy)		W, 87-62
5-25-11	Armani Junior (Italy)		W, 82-51
5-26-11	Laghi-Gazzada (Italy)		W, 92-74
11-5-12	UA Monticello	H	W, 82-66
11-6-13	Xavier (NO)	H	W, 80-45
11-7-14	Morehouse	H	W, 71-47
8-15-15	Newcastle A-S (Australia)		W, 89-75
8-16-15	Sydney Kings (Australia)	L	95-97
8-18-15	Queensland A-S (Aust.)		W, 91-88
8-20-15	Melbourne United (Aust.)		W, 97-89
8-22-15	Melbourne United (Aust.)	L	64-82
11-6-15	Southwest Baptist	H	W, 98-72
11-7-16	Reinhardt	H	W, 113-80
10-31-17	Tulane	A	L, 74-84
8-15-19	Dominican Rep. (Madrid)	L	88-92
8-17-19	Valencia All-Stars (Valencia)	W	111-86
8-20-19	Barcelona AS (Barcelona)	W	107-88
8-21-19	FC Barcelona (Barcelona)	W	101-77
11-2-19	Louisiana Tech	A	W, 83-70



Brandon Bass, 2005 SEC Player of the Year



# Series Records

## ALABAMA (74-109)

1916	H	L, 25-39	
1916	H	L, 25-44	
1916	A	W, 25-18	
1917	H	W, 34-7	
1917	A	W, 38-9	
1918	2-9	A	W, 28-25
1918	2-9	A	W, 30-11
1920	2-23	H	W, 44-19
1924	2-12	A	L, 8-44
1926	1-25	A	L, 15-26
1926	1-26	A	W, 28-22
1929	1-30	A	L, 16-38
1929	1-31	A	L, 28-37
1930	2-3	A	L, 20-37
1930	2-4	A	L, 22-28
1931	1-22	H	L, 26-40
1931	1-23	H	L, 28-37
1932	1-22	A	L, 25-34
1932	1-23	A	L, 25-37
1933	1-4	H	W, 32-27
1933	1-5	H	L, 36-40
1934	1-12	A	L, 33-36
1934	1-13	A	L, 29-37
1935	1-7	H	W, 34-32
1935	1-8	H	W, 41-39
1936	1-10	A	L, 25-37
1936	1-11	A	L, 34-43
1936	2-28	N	L, 30-52
1937	1-6	A	W, 43-33
1937	1-7	H	W, 47-27
1938	2-7	A	L, 33-41
1938	2-8	A	L, 32-33
1939	1-6	H	W, 33-29
1938	1-7	H	L, 30-39
1940	1-15	A	W, 33-28
1940	2-29	N	L, 25-51
1941	1-6	H	W, 37-28
1941	1-13	A	L, 32-36 OT
1942	1-12	A	L, 28-40
1942	2-27	N	L, 31-45 OT
1943	1-4	H	W, 36-32
1943	1-11	A	W, 32-29
1943	2-26	N	W, 47-41
1946	1-14	A	W, 48-26
1946	2-16	H	W, 44-30
1947	A	L, 38-45	
1947	H	W, 54-43	
1948	1-27	A	L, 43-49
1948	3-1	H	L, 32-37
1949	1-20	H	W, 51-44
1949	2-5	A	L, 45-56
1950	1-20	H	L, 52-60
1950	12-23	N	W, 64-58
1951	2-3	A	L, 69-94
1951	12-8	H	W, 68-61
1952	12-17	A	W, 58-45
1954	2-22	H	W, 79-61
1955	2-21	A	L, 51-71
1956	2-20	H	L, 59-77
1957	2-18	A	L, 70-82
1957	12-20	N	L, 50-60
1958	2-17	H	W, 58-49
1959	2-16	A	L, 84-89
1960	2-15	H	W, 66-53
1961	2-20	A	L, 60-68
1961	12-16	N	W, 72-63
1962	2-19	H	W, 69-60
1963	2-18	A	L, 71-75
1964	2-17	H	L, 70-72
1965	2-6	H	W, 67-64
1965	2-15	A	L, 78-90
1966	2-7	A	L, 62-66
1966	2-19	H	L, 73-81
1967	1-14	A	L, 74-76 OT
1967	2-18	H	L, 77-86
1967	12-30	H	W, 81-70
1968	2-17	A	W, 99-89
1969	1-4	A	L, 82-85
1969	2-8	H	W, 81-75
1970	1-3	H	W, 90-83
1970	2-7	A	L, 104-106

1971	1-4	A	L, 87-101
1971	2-6	H	W, 107-78
1972	1-10	H	L, 80-101
1972	2-12	A	L, 99-103 4 OT
1973	1-6	A	L, 66-77
1973	2-10	H	W, 72-70
1974	1-19	H	L, 79-80 OT
1974	2-18	A	L, 87-99
1975	1-18	A	L, 67-93
1975	2-17	H	L, 76-80
1976	1-17	A	L, 75-113
1976	2-14	H	L, 74-78
1977	1-8	A	L, 77-80
1977	2-5	H	L, 70-77 OT
1978	1-4	A	L, 67-70
1978	3-6	H	W, 103-85
1979	1-10	A	L, 76-90
1979	2-22	H	W, 86-66
1980	1-7	H	L, 56-57
1980	2-6	A	W, 68-66 OT
1980	2-29	N	W, 73-66
1981	1-14	A	W, 59-56
1981	2-11	H	W, 70-57
1982	1-13	A	L, 86-109
1982	2-10	H	W, 73-68
1983	1-22	A	L, 70-75
1983	2-19	H	L, 67-71
1984	1-21	H	W, 85-84
1984	2-17	A	L, 49-51 OT
1984	3-8	N	L, 70-72 OT
1984	12-30	H	W, 63-61
1985	1-9	A	L, 67-79
1986	1-9	A	L, 67-83
1986	2-9	H	L, 71-80
1987	1-15	A	L, 65-69
1987	2-14	H	L, 52-60
1987	3-8	N	L, 62-69
1988	1-20	H	W, 67-52
1988	2-20	A	L, 59-72
1989	1-21	H	W, 80-76
1989	2-22	A	L, 72-87
1990	1-21	A	L, 55-70
1990	2-21	H	W, 75-69
1991	1-15	A	W, 90-80
1991	2-17	H	W, 88-81
1992	1-14	A	W, 89-81
1992	2-29	H	W, 73-65
1993	1-6	A	L, 67-77
1993	2-23	H	W, 76-68
1994	1-19	H	L, 67-71
1994	2-8	A	L, 66-75
1995	1-17	A	W, 74-61
1995	2-11	H	L, 66-74
1996	1-6	H	W, 99-77
1996	2-17	A	L, 73-76
1997	1-25	A	L, 66-75
1997	2-15	H	L, 72-78
1998	1-7	H	L, 57-60
1998	2-21	A	L, 60-69
1999	1-13	H	W, 71-70
1999	2-10	A	L, 71-72 3OT
2000	1-5	H	W, 78-66
2000	2-5	A	W, 93-60
2001	1-6	H	L, 73-82
2001	2-3	A	L, 66-76
2002	1-5	A	L, 74-76
2002	2-2	H	L, 48-57
2003	2-1	A	L, 66-75
2003	3-8	H	W, 66-62
2004	1-10	H	W, 70-66
2004	1-31	A	W, 60-54
2005	1-8	A	L, 58-73
2005	2-22	H	W, 61-59
2006	1-21	H	W, 68-57
2006	2-4	A	L, 62-67
2007	1-9	A	L, 61-71
2007	1-31	H	L, 70-73
2008	2-2	A	L, 72-81
2008	3-5	H	W, 80-74
2009	1-11	A	L, 59-65
2009	2-8	H	W, 76-62
2010	1-9	H	L, 49-66
2010	1-27	A	L, 38-57

2011	1-29	A	L, 46-70
2011	2-17	H	L, 56-67
2012	1-11	A	L, 53-69
2012	2-11	H	W, 67-58
2013	2-9	A	L, 57-60
2013	2-23	H	W, 97-94 3 OT
2014	1-25	A	L, 80-82
2014	3-13	N	W, 68-56
2015	2-7	H	W, 71-60
2016	1-23	A	W, 72-70
2016	2-17	H	L, 69-78
2017	1-14	H	L, 66-81
2017	2-18	A	L, 71-90
2018	1-13	H	L, 66-74
2018	2-13	A	L, 80-65
2019	1-8	H	W, 88-79
2019	3-2	A	W, 74-69
2020	1-29	H	W, 90-76
2020	2-15	A	L, 82-88

**LSU at home: LSU leads, 50-33**  
**at Alabama: Alabama leads, 70-19**  
**at Neutral sites: Alabama leads, 6-5**

## ALCORN STATE (4-0)

1980	3-9	N	W, 98-88
1999	12-11	H	W, 71-64
2008	11-20	H	W, 77-45
2017	11-10	H	W, 99-59

## AMERICAN (1-0)

2016	12-22	H	W, 79-61
------	-------	---	----------

## APPALACHIAN STATE (1-0)

1979	3-10	N	W, 71-57
------	------	---	----------

## ARIZONA (3-3)

1990	12-8	H	W, 92-82
1991	12-7	A	L, 67-87
1999	2-13	A	L, 71-78
2000	1-29	H	W, 86-60
2000	12-20	A	L, 75-88
2002	12-21	H	W, 66-65

**LSU at home: LSU leads, 3-0**  
**at Arizona: Arizona leads, 3-0**

## ARIZONA STATE (0-2)

2007	11-21	N	L, 84-87OT
2009	11-27	N	L, 52-71

## ARKANSAS (32-37)

1949	12-9	H	W, 62-46
1951	2-15	N	L, 50-64
1958	12-9	N	W, 67-58
1961	12-21	N	L, 81-84 OT
1962	12-19	N	W, 72-70
1977	12-29	H	L, 62-67
1979	12-20	N	W, 56-55
1980	11-29	N	L, 76-86
1981	3-20	N	W, 72-56
1992	1-11	H	L, 90-101
1992	3-3	A	L, 92-106 OT
1993	2-2	H	L, 79-91
1993	3-3	A	L, 75-88
1994	1-11	A	L, 83-84
1994	3-2	H	L, 105-108 OT
1995	1-31	A	L, 81-105
1995	2-22	H	L, 90-92
1996	1-30	A	L, 68-76
1996	3-2	H	L, 79-94
1997	1-11	A	L, 57-82
1997	3-1	H	W, 66-64
1998	1-4	A	L, 59-62
1998	1-28	H	L, 68-85
1999	1-2	H	L, 75-80
1999	1-27	A	L, 64-86
2000	1-26	H	W, 96-75
2000	2-19	A	W, 78-67
2000	3-11	H	L, 67-69
2001	1-27	H	L, 52-59
2001	2-17	A	L, 70-87

2001	3-9	N	L, 72-77
2002	1-13	H	W, 75-69
2002	2-16	A	W, 67-63
2003	1-22	A	L, 65-73
2003	2-22	H	W, 75-56
2003	3-13	N	W, 85-56
2004	1-6	A	W, 66-55
2004	2-7	H	W, 65-52
2005	1-19	H	W, 66-63 OT
2005	2-12	A	L, 62-65
2006	1-11	A	W, 63-58
2006	2-8	H	W, 78-77
2007	1-20	A	L, 52-72
2007	2-10	H	W, 71-67
2008	1-26	H	L, 52-68
2008	2-20	A	L, 61-87
2009	1-31	H	W, 79-69
2009	2-18	A	W, 72-69
2010	2-10	A	L, 52-87
2010	2-24	H	W, 65-54
2011	1-12	H	W, 56-53
2011	2-12	A	L, 61-80
2012	1-14	A	L, 60-69
2012	2-4	H	W, 71-65
2012	3-8	N	W, 70-54
2013	2-27	H	W, 65-60
2014	2-1	H	W, 88-74
2014	2-15	A	L, 70-81
2015	3-7	A	W, 81-78
2016	1-16	H	W, 76-74
2016	2-23	A	L, 65-85
2017	1-21	A	L, 86-99
2017	2-11	H	L, 70-78
2018	1-10	A	W, 75-54
2018	2-3	H	W, 94-86
2019	1-12	A	W, 94-88 OT
2019	2-2	H	L, 89-90
2020	1-8	H	W, 79-77
2020	3-4	A	L, 90-99

**LSU at home: LSU leads, 18-12**  
**at Arkansas: Arkansas leads, 20-8**  
**at Neutral Sites: LSU leads, 6-5**

## ARK.-MONTICELLO (1-0)

2006	12-22	N	W, 75-48
------	-------	---	----------

## ARKANSAS STATE (2-1)

1986	12-4	H	W, 73-61
1987	12-19	A	L, 52-66
1990	12-18	H	W, 98-74

## ARMY (1-1)

1970	3-21	N	L, 68-75
1978	12-21	N	W, 83-77

## AUBURN (86-70)

1912	2-10	A	L, 15-38
1916	2-10	A	L, 23-24

# Series Records

1942	2-17	H	W, 63-49
1943	2-6	A	W, 62-37
1943	2-25	N	W, 67-38
1947	2-15	H	W, 74-53
1948	1-24	A	L, 48-51
1950	2-4	A	L, 66-70
1950	2-13	H	W, 76-61
1950	3-3	N	W, 73-45
1951	2-5	A	W, 75-74
1952	2-16	H	W, 70-64
1953	2-14	A	W, 65-57
1954	2-20	H	W, 77-59
1955	2-19	A	L, 71-75
1956	2-18	H	L, 71-80
1957	2-16	A	L, 62-99
1958	2-15	H	L, 58-76
1959	2-14	A	L, 67-115
1960	2-13	H	L, 61-63
1961	2-18	A	L, 65-69
1961	12-15	N	L, 50-67
1962	2-17	H	L, 50-55
1963	2-16	A	L, 57-82
1964	2-15	H	W, 86-66
1965	2-13	A	L, 60-101
1966	1-8	H	L, 66-74
1967	1-3	A	L, 59-70
1967	2-8	H	L, 63-80
1968	1-3	H	W, 76-72
1968	2-7	A	L, 69-74
1969	1-11	A	L, 71-90
1969	2-15	H	W, 93-81
1970	1-10	H	L, 70-79
1970	2-16	A	W, 70-64
1971	1-9	A	W, 106-92
1971	2-15	H	W, 114-94
1972	1-15	H	L, 73-77
1972	2-14	A	L, 77-85
1973	1-13	A	W, 79-60
1973	2-12	H	W, 76-74
1974	1-26	A	W, 87-76
1974	2-25	H	L, 89-96
1975	1-25	H	L, 78-87
1975	2-24	A	L, 94-110
1976	1-3	H	L, 86-102
1976	3-6	A	L, 80-90
1977	1-29	H	W, 77-73
1977	2-26	A	W, 86-76
1978	1-23	H	W, 90-79
1978	2-20	A	W, 101-95 OT
1979	1-15	H	W, 94-82
1979	2-12	A	W, 78-68
1980	1-16	H	W, 93-82
1980	2-13	A	W, 50-44
1981	1-21	A	W, 74-64
1981	2-18	H	W, 58-47
1982	1-20	H	W, 69-68
1982	2-17	A	L, 72-82
1983	1-29	H	L, 62-64
1983	2-26	A	W, 87-61
1984	1-27	A	L, 78-80
1984	2-25	H	W, 81-80
1985	1-26	H	W, 80-62
1985	2-27	A	W, 78-73
1985	3-7	N	L, 55-58
1986	2-4	A	W, 63-61
1986	2-26	H	L, 86-92
1987	1-28	H	W, 75-73
1987	3-1	A	L, 62-100
1988	2-3	A	W, 78-69
1988	3-5	H	L, 80-89
1989	1-7	H	W, 104-77
1989	2-8	A	W, 104-91
1990	1-6	A	W, 77-70
1990	2-7	H	W, 82-71
1990	3-9	N	L, 76-78
1991	1-12	A	W, 96-84
1991	2-13	H	W, 98-61
1991	3-8	N	L, 77-92
1992	1-8	A	W, 87-70
1992	2-22	H	W, 99-82
1993	1-9	H	W, 87-81
1993	2-13	A	W, 75-73

1994	1-8	H	W, 83-72
1994	2-12	A	L, 83-111
1995	1-11	A	W, 76-73
1995	2-25	H	W, 89-78
1996	1-21	A	L, 87-95
1996	2-24	H	W, 93-67
1997	1-22	H	W, 75-59
1997	2-8	A	L, 72-76
1998	1-14	H	W, 59-54
1998	2-14	A	L, 44-66
1999	1-9	H	L, 70-73
1999	2-6	A	L, 54-80
2000	2-9	H	W, 83-68
2000	3-1	A	W, 55-53
2001	1-13	A	L, 69-85
2001	2-10	H	L, 65-76
2002	1-19	H	W, 75-58
2002	3-2	A	W, 59-54
2003	2-8	A	L, 54-56
2003	2-26	H	W, 94-63
2004	2-18	H	L, 68-80
2004	3-6	A	L, 66-78
2005	2-9	H	W, 90-69
2005	2-26	A	W, 77-64
2005	3-11	N	W, 89-58
2006	2-1	H	W, 84-69
2006	2-18	A	W, 65-61
2007	1-13	H	W, 65-63
2007	2-28	A	L, 68-80
2008	1-16	H	L, 67-74
2008	1-30	A	W, 81-80
2009	2-21	H	W, 79-72
2009	3-7	A	L, 53-69
2010	1-20	H	L, 80-84
2010	2-27	A	L, 59-74
2011	1-8	A	W, 62-55
2011	3-5	H	L, 51-60
2012	1-17	H	W, 65-58 OT
2012	3-3	A	L, 52-67
2013	1-9	A	L, 63-68
2014	2-8	H	W, 87-80
2015	2-5	H	L, 77-81
2015	2-24	A	W, 84-61
2015	3-13	N	L, 70-73 OT
2016	2-2	A	W, 80-68
2017	1-18	A	L, 74-78
2017	2-21	H	L, 75-98
2018	1-27	A	L, 70-95
2019	2-9	H	W, 83-78
2020	2-8	A	L, 90-91 OT

**LSU at home: LSU leads, 47-25**  
**at Auburn: Auburn leads, 39-35**  
**at Neutral Sites: Auburn leads, 6-4**

## BALL STATE (0-1)

2002	3-19	H	L, 65-75
------	------	---	----------

## BAYLOR (3-4)

1921	2-23	A	L, 20-32
1921	2-24	A	W, 34-33
1946	12-14	H	W, 61-34
1956	12-19	H	W, 84-76
1964	12-5	H	L, 72-84
1971	1-7	H	L, 83-90
1971	12-6	A	L, 77-81

**LSU at home: Tied, 2-2**  
**at Baylor: Baylor leads, 2-1**

## BELMONT (1-0)

1998	12-19	H	W, 82-63
------	-------	---	----------

## BETHUNE-COOKMAN (1-0)

2013	1-5	H	W, 79-63
------	-----	---	----------

## BIRMINGHAM SOUTHERN (4-0)

1951	12-5	H	W, 77-40
1952	12-5	H	W, 98-38
1956	12-6	H	W, 60-59
1958	12-4	H	W, 79-72

## BOISE STATE (1-1)

2011	12-10	H	W, 64-45
2012	12-14	A	L, 70-89

## BOWLING GREEN (1-0)

2019	11-8	H	W, 88-79
------	------	---	----------

## BOSTON UNIVERSITY (2-0)

1973	12-30	H	W, 102-64
1979	12-28	H	W, 92-73

## BYU (1-1)

1960	12-30	N	L, 57-67
1992	3-19	N	W, 94-83

## BYU-HAWAII (2-0)

1985	11-30	A	W, 89-71
1986	12-31	A	W, 85-70

## BUTLER (2-0)

2009	3-19	N	W, 75-71
2013	12-1	N	W, 70-68OT

## CALIFORNIA (2-1)

1975	11-29	H	W, 85-68
1976	12-22	A	W, 69-67
1993	3-18	N	L, 64-66

## CAL STATE FULLERTON (1-0)

2008	12-2	H	W, 84-63
------	------	---	----------

## CAL STATE-L.A. (1-0)

1989	12-8	H	W, 82-57
------	------	---	----------

## CAMPBELL (2-0)

1992	12-16	H	W, 93-71
2001	11-17	H	W, 83-59

## CANISIUS (0-2)

1946	12-21	A	L, 50-59
1947	12-13	A	L, 44-59

## CENTENARY (9-1)

1914	12-21	A	W, 38-17
1956	12-28	A	L, 75-83
1995	12-19	H	W, 65-63
1997	11-24	H	W, 59-41
1999	12-21	N	W, 80-52
2001	1-17	H	W, 85-44
2003	1-15	H	W, 112-65
2004	1-3	A	W, 66-63
2008	11-28	H	W, 64-58
2010	11-24	H	W, 78-36

**LSU at home: LSU leads, 6-0**  
**at Centenary: LSU leads, 2-1**  
**at Neutral Sites: LSU leads, 1-0**

## CENTRAL CONN. STATE (1-0)

1993	1-20	H	W, 86-53
------	------	---	----------

## CENTRAL MICHIGAN (1-0)

2010	12-11	H	W, 59-55
------	-------	---	----------

## CHAMINADE (3-0)

1982	11-26	A	W, 75-62
1988	12-29	A	W, 94-79
2007	11-20	A	W, 78-72

## CHAPMAN (1-0)

1990	12-7	H	W, 101-68
------	------	---	-----------

## CHARLESTON (3-1)

2014	12-22	H	W, 71-47
2015	11-30	A	L, 58-70
2016	12-19	H	W, 75-65
2018	11-22	N	W, 67-55

**LSU at home: LSU leads, 2-0**  
**at Charleston: Charleston leads, 1-0**  
**at Neutral Sites: LSU leads, 1-0**

## CHATTANOOGA (1-0)

2012	12-11	H	W, 80-67
------	-------	---	----------

## CINCINNATI (0-1)

2005	12-23	N	L, 72-75
------	-------	---	----------

## CITY COLLEGE OF NY (1-0)

1975	11-28	H	W, 109-73
------	-------	---	-----------

## CLEMSON (3-3)

1955	12-28	N	L, 95-100
1966	12-29	N	L, 82-92
1968	1-24	H	W, 104-81
1968	12-7	A	W, 86-85
1969	12-20	N	W, 111-103
2014	11-24	N	L, 61-64

**LSU at home: LSU leads, 1-0**  
**at Clemson: LSU leads, 1-0**  
**at Neutral Sites: Clemson leads, 3-1**

## CLEVELAND STATE (1-0)

1982	12-18	H	W, 115-77
------	-------	---	-----------

## COASTAL CAROLINA (0-2)

2010	12-13	H	L, 69-78 OT
2011	11-15	A	L, 63-71

## COLGATE (2-0)

1978	12-29	H	W, 100-73
1980	11-28	N	W, 79-61

## CONNECTICUT (1-3)

1991	3-14	N	L, 62-79
2006	1-7	A	L, 66-67
2007	1-6	H	W, 66-49
2009	11-25	N	L, 55-81

**LSU at home: LSU leads, 1-0**  
**at Hartford: UConn leads, 1-0**  
**at Neutral Sites: UConn leads, 2-0**

## COPPIN STATE (0-1)

1994	12-22	H	L, 66-69
------	-------	---	----------

## CORNELL (3-0)

1962	12-28	N	W, 55-48
1975	12-23	H	W, 87-71
1995	12-30	H	W, 70-60

## CREIGHTON (0-1)

1964	12-20	N	L, 79-93
------	-------	---	----------

# Series Records

1987 3-20 N W, 63-58

**LSU at home: Series Tied, 1-1**  
**at Chicago: DePaul leads, 2-0**  
**at Neutral Sites: LSU leads, 2-2**

## DRAKE (1-0)

1993 1-2 H W, 94-86

## DUKE (2-5)

1930 3-3 N L, 34-43  
1960 12-3 A L, 74-80  
1974 12-20 N W, 105-95  
1991 2-10 A L, 70-88  
1992 2-8 H L, 67-77  
1992 12-22 N L, 67-96  
2006 3-23 N W, 62-54

**LSU at home: Duke leads, 1-0**  
**at Duke: Duke leads, 2-0**  
**at Neutral Sites: Tied, 2-2**

## DUQUESNE (1-0)

1968 12-30 N W, 94-91

## EAST TENNESSEE STATE (0-1)

2019 12-18 H L, 63-74

## EVANSVILLE (0-1)

1964 12-19 A L, 73-93

## FAIRLEIGH-DICKINSON (1-0)

1975 12-22 H W, 93-70

## FLORIDA (65-49)

1947 2-28 N W, 60-45  
1948 1-5 H L, 36-38  
1948 12-11 A W, 52-50  
1949 12-17 H W, 73-49  
1950 3-2 N W, 66-57  
1950 12-9 A W, 77-59  
1952 2-23 H W, 65-57  
1952 3-1 N W, 77-69  
1953 2-10 A W, 68-56  
1954 1-11 H W, 91-59  
1955 1-10 A L, 73-78  
1956 1-9 H W, 91-90  
1957 1-8 A L, 50-74  
1958 1-6 H L, 57-81  
1959 1-5 A L, 63-69  
1960 1-2 H L, 63-73  
1961 1-7 A L, 75-79  
1962 1-6 H W, 74-57  
1963 1-5 A W, 72-63  
1964 1-6 H W, 87-65  
1965 1-4 A L, 62-102  
1966 2-28 H W, 86-73  
1967 1-7 H L, 70-87  
1967 2-11 A L, 71-95  
1968 1-6 A L, 90-97  
1968 2-10 H W, 93-92 OT  
1968 12-18 H W, 93-89 OT  
1969 2-12 A L, 79-95  
1970 2-4 A W, 97-75  
1970 2-11 H W, 94-85  
1970 12-18 H W, 87-77  
1971 2-10 A W, 86-74  
1971 12-22 A L, 81-92  
1972 1-24 H W, 84-73  
1972 12-22 H W, 67-54  
1973 1-22 A L, 70-73  
1974 1-7 A L, 68-72  
1974 2-9 H W, 102-81  
1975 1-6 H W, 92-91  
1975 2-8 A L, 76-92  
1976 1-5 H W, 85-79  
1976 3-8 A L, 81-94  
1977 1-31 H L, 68-83  
1977 2-28 A W, 79-74  
1978 1-21 H L, 70-74  
1978 2-18 A L, 72-73  
1979 1-13 H W, 80-72  
1979 2-10 A W, 88-82 OT

1979 12-1 H W, 112-81

1980 1-26 A W, 66-58  
1980 2-28 N W, 95-82  
1981 1-3 A W, 92-66  
1981 1-31 H W, 92-75  
1981 3-5 N W, 85-73  
1982 1-2 H W, 61-60  
1982 1-30 A W, 61-59  
1983 2-1 H W, 78-69  
1983 2-28 A W, 91-87  
1984 2-1 A L, 60-78  
1984 2-27 H W, 77-73  
1985 1-23 H W, 86-68  
1985 2-23 A W, 61-59  
1986 1-22 A L, 65-74  
1986 2-22 H W, 80-69  
1986 3-6 N W, 72-66  
1986 12-16 A L, 75-96  
1987 1-21 H L, 51-75  
1987 3-6 N W, 72-66  
1988 1-27 A L, 50-61  
1988 3-6 H W, 86-69  
1988 12-10 A W, 111-101  
1989 3-1 H L, 95-104  
1990 1-27 H W, 70-52  
1990 2-27 A L, 63-76  
1991 1-26 H W, 76-66  
1991 2-27 A W, 79-66  
1992 2-5 A W, 70-50  
1993 1-16 H W, 85-81  
1994 1-5 A L, 73-74  
1995 1-3 H W, 70-66  
1996 1-27 A L, 70-73  
1997 1-8 H W, 88-82 OT  
1998 1-17 A W, 66-63  
1999 1-20 H L, 58-77  
1999 3-4 N L, 75-97  
2000 1-12 A L, 57-82  
2001 2-13 H L, 74-81 OT  
2002 1-16 A L, 70-102  
2003 1-28 H L, 53-70  
2003 3-14 N W, 65-61  
2004 2-14 A W, 73-70  
2005 2-19 H W, 77-73  
2006 2-11 A L, 62-71  
2006 3-11 N L, 65-81  
2007 2-24 H W, 66-56  
2008 2-13 A W, 85-73  
2009 2-24 H W, 81-75  
2010 1-16 A L, 58-72  
2011 2-20 H L, 61-68  
2012 1-21 A L, 64-76  
2013 1-12 H L, 52-74  
2013 3-15 N L, 58-80  
2014 3-1 A L, 61-79  
2015 1-20 A W, 79-61  
2015 2-21 H W, 70-63  
2016 1-9 A L, 62-68  
2016 2-27 H W, 96-91  
2017 1-25 H L, 106-71  
2018 2-7 A L, 73-64  
2019 2-20 H L, 77-82 OT  
2019 3-6 A W, 79-78 OT  
2019 3-15 N L, 73-76  
2020 1-21 H W, 84-82  
2020 2-26 A L, 66-81

**LSU at home: LSU leads, 37-15**  
**at Florida: Florida leads, 30-20**  
**at Neutral Sites: LSU leads, 8-4**

## FLORIDA STATE (3-3)

1957 12-18 H W, 67-65  
1958 12-27 A L, 67-82  
1959 12-1 H W, 89-78  
1967 12-16 N L, 100-130  
2004 12-30 N W, 67-50  
2018 11-23 N L, 76-79 OT

**LSU at home: LSU leads, 2-0**  
**at Florida St.: LSU leads, 1-0**  
**at Neutral Sites: FSU leads, 3-0**

## FORDHAM (1-0)

1953 12-28 N W, 65-49

## FRESNO STATE (2-1)

1996 12-28 H W, 79-75  
1997 11-26 A L, 65-90  
1999 11-28 N W, 95-85

## FURMAN (1-1)

1960 12-29 A L, 55-56 3OT  
2018 12-21 H W, 75-57

## GARDNER-WEBB (2-0)

2014 11-15 H W, 93-82  
2015 12-16 H W, 78-57

## GEORGE MASON (1-0)

1993 12-3 H W, 127-104

## GEORGETOWN (4-2)

1970 3-15 N W, 83-82  
1972 1-6 H W, 90-71  
1980 11-30 N W, 76-67  
1986 2-2 A L, 72-74  
1988 3-18 N L, 63-66  
1989 1-28 N W, 82-80

**LSU at home: LSU leads, 1-0**  
**at Georgetown: Georgetown leads, 1-0**  
**at Neutral Sites: LSU leads, 3-1**

## GEORGIA (66-47)

1920 2-11 A L, 15-32  
1935 12-23 H W, 46-34  
1939 3-2 N W, 50-28  
1943 2-2 A W, 54-39  
1946 3-2 N W, 60-41  
1951 2-6 A L, 65-68  
1952 1-18 H W, 98-60  
1953 1-19 A W, 55-50  
1954 1-8 H W, 97-62  
1954 1-9 H W, 100-53  
1955 1-8 A L, 70-76 OT  
1955 12-29 N W, 91-86  
1956 1-7 H W, 96-77  
1957 1-6 A L, 70-78  
1958 1-4 H L, 56-59  
1958 12-29 N W, 63-60  
1959 1-3 A W, 79-66  
1959 12-29 N L, 67-79  
1960 1-4 H W, 81-77  
1961 1-9 A L, 66-80  
1962 1-8 H W, 76-57  
1963 1-7 A L, 67-76 OT  
1964 1-4 H W, 81-63  
1965 1-2 H W, 70-69  
1966 1-1 A L, 59-82  
1967 1-9 H W, 87-85  
1967 2-13 A L, 65-78  
1968 1-8 A W, 79-76  
1968 2-12 H L, 73-78  
1968 12-21 H W, 98-89  
1969 3-8 A W, 90-80 2 OT  
1970 2-18 H W, 88-86  
1970 3-7 A W, 99-88  
1970 12-21 H W, 97-76  
1971 3-6 A W, 69-66  
1971 12-20 A L, 95-115  
1972 1-22 H W, 69-68  
1972 12-16 H L, 62-66  
1973 1-20 A W, 56-55  
1974 1-21 H W, 90-83  
1974 2-23 A W, 84-79  
1975 1-20 A W, 90-89  
1975 2-22 H W, 96-90 OT  
1976 1-24 H L, 79-83  
1976 2-21 A L, 70-75  
1977 1-17 H W, 97-77  
1977 2-14 A W, 75-69  
1978 1-7 H W, 96-78  
1978 2-4 A W, 89-68  
1979 1-3 H W, 97-75

1979 1-27 A L, 88-93

1980 1-12 A L, 72-73 2 OT  
1980 2-9 H W, 96-77  
1981 1-17 H W, 78-65  
1981 2-14 A W, 64-62  
1981 3-6 N L, 60-68  
1982 1-16 A W, 54-53  
1982 2-13 H L, 51-57  
1983 1-8 H W, 60-56  
1983 2-5 A W, 70-59  
1984 1-5 A W, 81-77  
1984 2-4 H W, 69-68 OT  
1985 1-2 A W, 79-74  
1985 2-2 H L, 58-59  
1986 1-2 H W, 85-73  
1986 2-1 A L, 76-92  
1987 1-10 H L, 63-64 OT  
1987 2-11 A L, 57-63  
1987 3-7 N W, 89-88 2 OT  
1988 1-16 A L, 50-59  
1988 2-17 H W, 63-62  
1989 1-25 A W, 80-79  
1989 2-20 H W, 97-83  
1990 1-24 H L, 92-94 OT  
1990 2-25 A L, 85-86  
1991 1-7 H W, 83-76  
1991 2-8 A W, 89-86  
1992 2-11 H L, 62-64  
1993 2-27 A L, 78-81  
1994 2-19 H L, 84-100  
1994 3-10 N L, 70-83  
1995 2-18 A L, 89-98  
1996 2-7 H L, 82-85  
1997 2-22 A L, 59-82  
1997 3-6 N L, 54-75  
1998 1-24 H L, 52-61  
1999 2-20 A L, 57-59  
2000 1-19 H W, 61-57  
2001 1-21 A L, 63-68  
2001 3-8 N W, 63-62  
2002 2-23 H L, 54-55  
2002 3-8 N W, 78-76  
2003 1-5 A L, 63-89  
2004 1-28 H W, 63-59  
2005 2-2 A W, 95-79  
2006 1-25 H W, 81-52  
2007 1-28 A L, 54-57  
2008 3-2 H W, 71-64  
2009 2-4 A W, 80-62  
2010 3-6 H W, 50-48  
2011 3-2 A L, 53-73  
2012 2-22 H W, 61-53  
2013 1-19 A L, 58-67  
2013 3-14 N W, 68-63  
2014 2-6 A L, 78-91  
2014 3-8 H L, 61-69  
2015 1-10 H W, 87-84 2 OT  
2016 1-26 H W, 89-85  
2017 2-25 A L, 80-82  
2018 1-16 H L, 60-61  
2018 2-24 A L, 82-93  
2019 1-23 H W, 92-82  
2019 2-16 A W, 83-79  
2020 3-7 H W, 94-64

**LSU at home: LSU leads, 37-15**  
**at Georgia: Georgia leads, 28-22**  
**at Neutral Sites: LSU leads, 8-4**

## GEORGIA STATE (1-0)

1994 12-28 H W, 105-70

## GEORGIA TECH (21-14)

1927 2-10 H W, 29-27  
1932 2-26 A W, 36-33  
1938 2-4 H W, 47-35  
1939 2-9 A L, 35-37  
1940 2-2 H L, 33-34  
1941 2-10 A W, 43-41  
1942 2-6 H W, 54-41  
1943 2-5 A L, 44-45  
1948 1-10 H L, 40-52  
1948 1-26 A W, 54-46  
1949 1-8 H W, 65-59

# Series Records

1949	2-7	A	W, 72-63
1949	3-4	N	W, 55-53
1950	1-6	H	W, 63-52
1950	2-6	A	L, 58-85
1951	1-5	H	W, 68-49
1952	2-4	A	W, 73-51
1953	2-21	H	W, 76-52
1954	2-13	A	W, 89-54
1955	2-12	H	L, 72-79 OT
1956	2-13	A	L, 74-97
1957	2-11	H	L, 60-87
1958	2-10	A	L, 61-88
1959	2-9	H	L, 63-64
1960	2-8	A	L, 56-76
1961	2-11	H	W, 63-50
1962	2-10	A	W, 52-51
1963	2-9	H	W, 56-54
1964	2-7	A	L, 49-51
1986	3-20	N	W, 70-64
1986	12-14	H	W, 62-49
1987	3-13	N	W, 85-79
1987	12-16	A	L, 70-87
1990	3-17	N	L, 91-94
2011	11-20	N	W, 59-50

**LSU at home: LSU leads, 10-5**  
**at Georgia Tech: Tied, 8-8**  
**at Neutral Sites: LSU leads, 3-1**

## GRAMBLING STATE (4-0)

2000	11-20	H	W, 112-37
2008	12-13	H	W, 87-41
2011	12-29	H	W, 69-37
2018	12-1	H	W, 78-57

## HARDIN-SIMMONS (4-0)

1947	12-30	N	W, 62-46
1985	12-14	H	W, 87-71
1986	12-19	H	W, 77-71
1989	12-30	H	W, 100-66

## HAWAII (0-1)

1982	11-28	A	L, 66-68
------	-------	---	----------

## HAWAII-HILO (2-0)

1985	12-3	A	W, 70-61
2001	11-24	A	W, 64-62

## HAWAII-LOA (1-0)

1985	12-2	A	W, 77-68
------	------	---	----------

## HAWAII-PACIFIC (2-0)

1982	11-27	A	W, 98-76
1985	12-1	A	W, 101-89

## HOLY CROSS (1-1)

1953	3-14	N	W, 81-73
1953	12-29	N	L, 56-66

## HOUSTON (9-11)

1962	12-22	N	W, 74-73
1965	12-15	N	L, 87-110
1971	12-27	A	L, 66-100
1981	12-29	N	L, 69-73
1983	12-6	H	L, 91-100
1984	12-8	A	L, 73-81
1997	12-30	H	W, 72-50
1998	11-30	A	L, 55-67
2000	11-28	A	W, 61-59
2001	12-20	H	W, 73-69
2003	1-8	H	W, 80-51
2003	12-30	A	L, 52-60
2004	12-21	A	L, 72-81
2005	11-29	H	L, 83-84
2010	11-30	H	W, 73-57
2011	11-29	A	W, 59-58
2015	12-13	A	L, 98-105 OT
2016	11-29	H	W, 84-65
2017	12-13	H	W, 80-77

2018	12-12	A	L, 76-82
------	-------	---	----------

**LSU at home: LSU leads, 6-2**  
**at Houston: Houston leads, 7-2**  
**at Neutral Sites: Houston leads, 2-1**

## HOUSTON BAPTIST (2-0)

1983	12-19	H	W, 60-59
2012	12-28	H	W, 75-58

## HOWARD (1-0)

1999	12-27	H	W, 81-55
------	-------	---	----------

## ILLINOIS (0-2)

1988	12-22	H	L, 100-127
1990	12-22	A	L, 96-102

## ILLINOIS-CHICAGO (1-0)

1986	12-20	N	W, 117-84
------	-------	---	-----------

## INCARNATE WORD (1-0)

2018	12-9	H	W, 91-50
------	------	---	----------

## INDIANA (0-5)

1953	3-17	N	L, 67-80
1954	3-13	N	L, 62-73
1981	3-28	N	L, 49-67
1987	3-22	N	L, 76-77
1992	3-21	N	L, 79-89

## INDIANA STATE (1-0)

2009	11-16	H	W, 56-45
------	-------	---	----------

## IONA (2-0)

1973	12-22	H	W, 105-78
2006	3-16	N	W, 80-64

## IOWA (3-0)

1963	12-28	N	W, 92-81
1996	11-26	N	W, 70-60
2002	3-13	A	W, 63-61

## JACKSON STATE (3-1)

1995	12-22	H	L, 76-87
1997	12-14	H	W, 57-49
1998	12-12	H	W, 72-53
2008	11-15	H	W, 79-65

## JACKSONVILLE (0-1)

1959	12-30	A	L, 63-72
------	-------	---	----------

## JEFFERSON COLLEGE (5-0)

1916		H	W, 55-18
1917	12-13	H	W, 42-18
1919	2-1	H	W, 66-18
1919	12-30	H	W, 46-15
1919	12-31	H	W, 57-24

## KANSAS (1-3)

1953	12-12	H	W, 68-63
1954	12-6	A	L, 58-83
1989	11-17	H	L, 83-89
1996	11-25	N	L, 53-82

**LSU at home: Tied, 1-1**  
**at Kansas: Kansas leads, 1-0**  
**at Neutral Sites: Kansas leads, 1-0**

## KENNESAW STATE (1-0)

2016	11-16	W	91-69
------	-------	---	-------

## KENTUCKY (27-89)

1933	2-22	N	L, 38-51
1937	2-26	N	L, 37-57
1939	3-3	N	L, 34-53
1944	3-3	N	L, 28-55
1945	3-2	N	L, 37-63
1946	3-2	N	L, 36-59

1948	3-5	N	L, 47-63
1951	1-31	H	L, 59-81
1952	1-5	A	L, 47-57
1952	3-1	N	L, 43-44
1954	3-9	N	L, 56-63
1954	12-4	A	L, 58-74
1955	1-17	H	L, 62-64
1955	12-3	H	L, 52-62
1956	1-14	A	L, 65-107
1957	1-12	H	L, 46-51
1958	1-11	A	L, 52-97
1959	1-10	H	L, 61-76
1960	1-9	A	L, 45-77
1961	1-13	H	W, 73-59
1962	1-12	A	L, 63-84
1963	1-11	H	L, 56-63
1964	1-10	A	L, 84-103
1965	1-9	H	L, 66-79
1966	1-24	A	L, 85-111
1967	1-28	A	L, 72-102
1967	2-4	H	L, 84-105
1968	1-27	H	L, 95-121
1968	2-3	A	L, 96-109
1969	1-25	H	L, 96-108
1969	2-22	A	L, 89-103
1970	1-24	A	L, 96-109
1970	2-21	H	L, 105-121
1971	1-23	H	L, 79-82
1971	2-20	A	L, 73-110
1972	1-29	A	L, 71-89
1972	2-26	H	W, 88-71
1973	1-27	H	L, 71-86
1973	2-24	A	L, 76-94
1974	1-5	H	W, 95-84
1974	2-4	A	L, 70-73
1975	1-4	A	L, 80-115
1975	2-3	H	L, 76-77
1976	2-2	A	L, 71-85
1976	3-1	H	L, 70-85
1977	1-22	A	L, 72-87
1977	2-19	H	L, 76-90
1978	1-14	A	L, 76-96
1978	2-11	H	W, 95-94 OT
1979	1-6	A	W, 93-89
1979	2-3	H	W, 70-61
1979	3-2	N	L, 67-80
1980	1-28	A	W, 65-60
1980	2-24	H	L, 74-76 OT
1980	3-1	N	W, 80-78
1981	1-19	H	W, 81-67
1981	3-1	A	L, 71-73
1982	1-25	A	L, 65-76
1982	2-27	H	W, 94-78
1983	1-5	A	L, 50-52
1983	3-5	H	W, 74-60
1984	1-7	H	L, 80-96
1984	3-5	A	L, 68-90
1985	1-31	A	L, 43-53
1985	3-2	H	W, 67-61
1986	1-29	H	L, 52-54
1986	3-1	A	L, 57-68
1986	3-7	A	L, 58-61
1986	3-22	N	W, 59-57
1987	1-18	A	W, 76-41
1987	2-21	H	W, 65-52
1988	1-23	H	L, 61-76
1988	2-24	A	L, 69-95
1988	3-12	H	L, 80-86
1989	1-14	A	W, 64-62
1989	2-15	H	W, 99-80
1990	1-13	H	W, 94-81
1990	2-15	A	L, 95-100
1991	1-5	A	L, 80-93
1991	2-5	H	W, 107-88
1992	2-2	H	W, 74-53
1992	3-14	N	L, 74-80
1993	1-26	A	L, 67-105
1993	3-14	A	L, 65-82
1994	2-15	H	L, 95-99
1995	3-4	A	L, 80-127
1996	1-16	H	L, 97-129
1997	2-12	A	L, 48-84

1998	2-4	H	L, 61-63
1999	1-30	A	L, 62-86
2000	2-13	H	W, 70-57
2001	2-21	A	L, 61-84
2002	2-9	H	L, 56-68
2003	2-15	A	L, 57-68
2004	2-29	H	L, 64-70
2005	1-22	A	L, 58-89
2005	3-12	N	L, 78-79 OT
2006	2-25	H	W, 71-67
2007	2-20	A	L, 63-70
2008	2-16	H	L, 63-67
2009	2-28	A	W, 73-70
2009	3-13	N	W, 67-58
2010	2-6	H	L, 55-81
2011	1-15	A	L, 44-82
2012	1-28	H	L, 50-74
2012	3-9	N	L, 51-60
2013	1-26	A	L, 70-75
2014	1-28	H	W, 87-82
2014	2-22	A	L, 76-77 OT
2014	3-14	N	L, 67-85
2015	2-10	H	L, 69-71
2016	1-5	H	W, 85-67
2016	3-5	A	L, 77-94
2017	2-7	A	L, 85-92
2018	1-3	H	L, 71-74
2019	2-12	A	W, 73-71
2020	2-18	H	L, 76-79

**LSU at home: Kentucky leads, 31-18**  
**at Kentucky: Kentucky leads, 44-6**  
**at Neutral Sites: Kentucky leads, 15-3**

## LAFAYETTE (PA.) (2-0)

1957	12-19	N	W, 80-72
1996	12-30	H	W, 64-43

## LAMAR (3-1)

1981	3-14	N	W, 100-78
1985	12-16	A	W, 74-57
1989	12-4	H	W, 116-76
1997	12-1	H	L, 64-70

## LEBANON VALLEY (1-0)

1953	3-13	N	W, 89-76
------	------	---	----------

## LIBERTY (1-0)

2019	12-28	H	W, 74-57
------	-------	---	----------

## LONG ISLAND (0-1)

1947	12-15	A	L, 47-67
------	-------	---	----------

## LOUISIANA COLLEGE (28-6)

1913	12-19	A	W, 17-15
1914	1-17	H	W, 27-24
1915	1-23	H	W, 30-4
1916		H	W, 14-11
1916		H	W, 20-19
1920	1-16	A	W, 35-20
1920	1-30	H	W, 63-19
1920	1-31	H	W, 39-15
1922	1-13	H	



# Series Records

1958	12-11	H	W, 59-53
1959	12-4	H	W, 73-68
1995	12-23	H	W, 104-65

**LSU at home: LSU leads, 23-1  
at Pineville: Tied 5-5**

## LOUISIANA TECH (11-1)

1928	1-30	H	W, 40-23
1928	1-31	H	W, 37-28
1930	1-24	A	W, 37-31
1930	1-25	A	W, 42-27
1937	1-20	H	W, 54-24
1937	1-21	H	W, 35-34
1945	1-17	A	W, 43-38
1945	2-7	H	W, 83-56
1946	2-11	H	W, 58-43
1988	12-6	H	L, 109-111OT
2006	12-23	H	W, 68-52
2018	11-16	H	W, 74-67

**LSU at home: LSU leads, 8-1  
at Louisiana Tech: LSU leads, 3-0**

## LOUISVILLE (1-8)

1948	12-21	A	L, 44-79
1949	12-22	A	L, 65-75
1960	12-21	A	L, 53-72
1961	12-29	N	W, 84-70
1980	3-16	N	L, 66-86
1986	3-29	N	L, 77-88
1991	12-21	H	L, 92-93
1994	2-23	A	L, 64-82
1996	12-7	N	L, 87-93 OT

**LSU at home: Louisville leads, 2-0  
at Louisville: Louisville leads, 3-0  
at Neutral Sites: Louisville leads, 3-1**

## LOYOLA (CHICAGO) (2-0)

1982	12-6	H	W, 97-80
1984	11-28	H	W, 102-96

## LOYOLA MARYMOUNT (2-0)

1990	2-3	H	W, 148-141 OT
1990	12-20	H	W, 122-114

## LOYOLA-NO (37-15)

1921	1-10	H	W, 74-12
1924	1-24	H	W, 27-20
1924	1-25	H	W, 17-15
1924	2-25	A	W, 34-28
1924	2-26	A	W, 37-4
1925	1-21	H	W, 30-13
1925	1-22	H	W, 32-18
1925	3-3	A	W, 26-15
1927	1-28	H	L, 15-16
1927	1-29	H	W, 42-18
1927	2-11	A	L, 26-41
1927	2-12	A	L, 19-27
1937	2-12	H	W, 46-31
1947	1-20	A	W, 44-43
1947	2-24	H	W, 61-47
1948	1-19	A	L, 42-49
1948	2-16	H	L, 45-46
1949	1-3	A	W, 56-52
1949	2-14	H	W, 63-41
1950	1-4	H	W, 62-56
1950	1-9	A	W, 51-47
1952	1-2	H	W, 77-60
1953	1-16	A	W, 58-52
1954	1-5	H	W, 69-65
1955	2-7	A	L, 68-75
1955	12-17	H	L, 65-71
1956	12-8	H	L, 73-77 OT
1956	12-22	A	L, 68-75
1957	12-23	A	L, 62-94
1958	1-29	H	L, 70-82
1958	12-17	H	W, 78-68
1959	1-27	A	W, 70-68
1959	12-10	H	L, 65-66 OT
1960	1-27	A	L, 64-74
1960	12-1	H	W, 73-59
1961	1-25	A	W, 51-49
1961	11-26	H	W, 57-48
1962	2-1	A	W, 77-61
1962	12-3	H	W, 79-66
1963	1-30	A	W, 72-69
1963	12-2	H	W, 80-67
1964	1-29	A	W, 73-62

1964	12-1	H	W, 88-78
1965	2-10	A	W, 89-76
1965	12-1	H	L, 61-72
1965	12-9	A	W, 88-84
1966	12-9	A	L, 86-87 2OT
1967	12-9	H	W, 90-56
1968	12-2	A	W, 109-82
1969	12-9	H	W, 100-87
1970	12-1	A	W, 109-103
1972	1-8	H	W, 103-85

**LSU at home: LSU leads, 21-7  
at Loyola: LSU leads, 16-8**

## MAINE (1-0)

1979	12-15	H	W, 103-81
------	-------	---	-----------

## MARIST (2-0)

1988	11-25	H	W, 94-58
1995	12-29	H	W, 80-65

## MARQUETTE (1-4)

1970	3-19	N	L, 79-101
2011	12-19	H	W, 67-59
2012	12-22	A	L, 80-84
2015	11-23	N	L, 80-81
2018	11-22	N	L, 84-94

## MARYLAND (3-2)

1931	2-23	N	L, 34-37
1963	12-21	N	L, 65-75
1987	12-12	H	W, 55-54
1989	1-2	A	W, 79-77
2019	3-23	N	W, 69-67

**LSU at home: LSU leads, 1-0  
at Maryland: LSU leads, 1-0  
at Neutral Sites: Maryland leads, 2-1**

## MASSACHUSETTS (1-1)

2013	11-12	A	L, 90-92
2014	12-2	H	W, 82-60

## MCNEESE STATE (24-0)

1986	12-6	A	W, 77-62
1988	12-8	H	W, 91-89
1989	12-2	H	W, 85-49
1992	1-20	H	W, 115-67
1992	12-1	H	W, 83-72
1993	12-16	H	W, 93-72
1994	11-29	H	W, 86-71
1995	12-1	H	W, 83-73
1998	11-21	H	W, 56-39
2000	12-13	H	W, 87-68
2001	12-15	H	W, 80-57
2002	12-7	H	W, 93-72
2003	11-24	H	W, 87-77
2004	12-13	H	W, 82-79
2005	12-10	H	W, 90-70
2006	11-29	H	W, 91-57
2007	11-14	H	W, 78-74
2008	12-22	H	W, 62-59
2010	1-4	H	W, 83-60
2010	12-16	H	W, 78-66 OT
2012	11-13	H	W, 73-48
2013	12-28	H	W, 79-52
2014	11-29	H	W, 83-72
2015	11-13	H	W, 81-70

**LSU at home: LSU leads, 23-0  
At McNeese St.: LSU leads, 1-0**

## MEMPHIS (4-4)

1972	1-12	A	L, 65-82
1972	12-5	H	W, 94-81
1986	3-15	H	W, 83-81
1992	12-23	N	L, 66-70
2010	11-21	N	L, 61-70
2013	11-29	N	L, 69-76
2017	12-28	A	W, 71-61
2018	11-13	H	W, 85-76

**LSU at home: LSU leads, 3-0  
at Memphis: Tied, 1-1  
at Neutral Sites: Memphis leads 3-0**

## MERCER (3-0)

1920	2-12	A	W, 33-22
1992	12-5	H	W, 92-48

2001	11-24	N	W, 64-62
------	-------	---	----------

## MIAMI (FLA.) (1-3)

1950	12-11	A	L, 62-68
1952	12-11	H	W, 86-58
1957	12-11	H	L, 65-73
2001	12-27	N	L, 61-68

## MICHIGAN (1-2)

1995	12-5	H	L, 68-69
1996	12-15	N	L, 59-70
2017	11-20	N	W, 77-75

## MICHIGAN STATE (0-2)

1979	3-16	N	L, 71-87
2019	3-29	N	L, 63-80

## MIDDLE TENNESSEE ST. (1-0)

1991	11-27	H	W, 96-65
------	-------	---	----------

## MILLSAPS (5-0)

1917		H	W, 95-6
1917		A	W, 57-11
1918	2-6	A	W, 66-10
1923	2-5	H	W, 32-10
1923	2-6	H	W, 34-23

## OLE MISS (124-88)

1910	2-4	H	W, 39-14
1910	2-5	H	W, 25-4
1912	1-15	H	W, 27-15
1912	1-16	H	W, 33-11
1916	2-21	H	W, 55-29
1921	2-18	H	L, 22-23
1921	2-19	H	W, 46-13
1926	1-15	H	W, 27-24
1926	1-16	H	L, 19-43
1927	1-14	H	L, 16-36
1927	1-15	H	W, 22-21
1928	1-13	H	W, 20-17
1928	1-14	H	W, 36-25
1928	1-25	A	L, 23-33
1928	1-26	A	W, 34-33
1928	2-25	N	L, 28-55
1929	1-11	H	L, 21-42
1929	1-12	H	L, 17-34
1929	1-18	A	L, 24-28
1929	1-19	A	L, 25-30
1930	1-10	A	L, 27-31
1930	1-11	A	W, 31-21
1930	1-17	H	L, 24-47
1930	1-18	H	L, 29-32
1931	1-15	A	W, 26-24
1931	1-16	A	L, 29-30
1932	1-15	A	W, 37-34
1932	1-16	A	L, 22-24
1932	1-29	H	W, 55-53
1932	1-30	H	L, 33-35
1933	1-13	A	L, 37-40
1933	1-14	A	L, 32-34
1933	2-13	H	W, 53-33
1933	2-14	H	W, 50-33
1934	2-12	H	W, 52-33
1934	2-13	H	W, 49-39
1935	2-4	H	W, 47-32
1935	2-5	H	W, 47-33
1936	1-31	H	W, 54-37
1936	2-1	H	L, 46-51
1936	2-14	A	L, 47-59
1936	2-15	A	L, 51-69
1937	1-13	A	L, 47-50
1937	1-14	A	L, 27-40
1938	1-14	H	L, 48-59
1938	1-15	H	L, 44-47
1938	3-4	H	L, 41-68
1939	1-9	A	W, 42-41
1939	1-10	A	W, 42-34
1939	2-13	H	W, 50-48
1939	2-14	H	W, 59-18
1940	1-12	A	W, 51-47
1940	2-10	H	L, 33-45
1941	1-10	A	W, 56-32

1941	2-3	H	W, 67-39
1942	1-6	A	W, 56-35
1942	1-17	H	L, 42-51
1943	1-8	A	W, 54-34
1943	1-16	H	W, 51-39
1946	1-12	A	W, 53-23
1946	2-4	H	W, 60-35
1946	3-1	N	W, 69-34
1947	1-10	A	W, 54-43
1947	2-3	H	W, 63-43
1947	2-27	N	W, 61-36
1948	2-2	A	L, 37-49
1948	2-23	H	W, 52-50
1949	1-31	A	W, 58-48
1949	2-12	H	W, 49-38
1949	12-19	H	W, 74-61
1950	1-28	A	L, 65-75
1950	12-16	A	L, 67-72
1951	2-17	H	L, 48-69
1951	3-2	N	W, 62-57
1951	12-13	A	W, 81-69
1952	1-30	A	L, 65-68
1952	2-18	H	W, 78-67
1952	2-29	N	W, 75-60
1953	1-12	A	W, 67-66
1953	2-23	H	W, 63-48
1954	2-1	H	W, 53-52
1954	3-1	A	W, 76-53
1955	1-31	A	L, 69-89
1955	2-28	H	W, 68-65
1956	2-6	H	W, 100-76
1956	2-27	A	L, 70-81
1957	2-2	A	L, 73-79
1957	2-23	H	L, 76-83
1958	2-3	H	L, 63-76
1958	2-24	A	L, 78-85
1958	12-30	N	W, 69-55
1959	2-2	A	L, 69-80
1959	2-23	H	W, 99-93
1960	2-1	H	L, 61-76
1960	2-22	A	L, 70-90
1961	2-6	A	W, 75-69
1961	2-27	H	L, 46-48
1962	2-5	H	W, 70-59
1962	2-26	A	L, 68-74
1963	2-4	A	L, 48-60
1963	2-25	H	W, 80-61
1964	2-1	H</	

# Series Records

1981	2-25	H	W, 74-67
1982	1-27	H	W, 53-46
1982	2-24	A	L, 61-74
1982	3-4	N	L, 52-59
1983	1-15	A	W, 71-68
1983	2-12	H	W, 72-63
1984	1-14	H	W, 93-70
1984	2-12	A	W, 65-61
1984	12-5	H	W, 89-64
1985	1-17	A	L, 65-68
1986	1-13	H	W, 86-68
1986	2-15	A	L, 57-58
1987	1-5	A	L, 63-73
1987	2-4	H	W, 82-75 OT
1988	1-9	A	W, 69-61 OT
1988	2-10	H	W, 78-57
1989	2-1	H	W, 105-75
1989	3-4	A	L, 112-113 OT
1990	1-31	A	W, 79-77
1990	3-3	H	W, 103-94
1991	1-19	H	W, 87-71
1991	2-20	A	W, 89-78
1992	1-25	A	W, 83-73
1992	2-25	H	W, 100-69
1993	1-23	A	L, 62-71
1993	3-6	H	W, 71-56
1993	3-12	N	W, 89-70
1994	1-29	H	W, 90-66
1994	3-5	A	L, 78-93
1995	1-21	H	W, 87-81 OT
1995	2-15	A	L, 90-102
1996	2-3	H	W, 71-66
1996	2-28	A	L, 48-75
1997	2-5	H	L, 73-79
1997	2-26	A	L, 68-74
1998	1-21	A	L, 58-80
1998	2-18	H	L, 57-83
1999	2-3	H	L, 66-82
1999	2-27	A	L, 57-79
2000	2-16	A	W, 97-53
2000	3-4	H	W, 64-60
2001	2-7	A	L, 33-50
2001	2-28	H	W, 78-77 OT
2002	1-23	A	L, 55-70
2002	2-27	H	W, 59-56
2003	1-18	H	L, 57-67
2003	3-5	A	W, 77-64
2004	1-21	A	L, 49-53
2004	3-3	H	W, 58-45
2005	1-26	H	W, 70-60
2005	3-2	A	W, 58-53
2006	1-28	A	W, 79-73
2006	3-4	H	W, 55-52
2007	1-17	H	W, 62-55
2007	2-14	A	L, 70-71
2007	3-9	N	L, 60-80
2008	1-12	A	L, 71-74
2008	2-23	H	W, 69-49
2009	1-17	A	W, 83-51
2009	2-14	H	W, 73-66
2010	1-23	H	L, 63-73
2010	3-4	A	L, 59-72
2011	1-22	H	L, 51-78
2011	2-9	A	L, 60-66
2012	1-7	H	W, 81-55
2012	2-25	A	L, 48-72
2013	3-9	H	L, 67-81
2014	1-15	A	L, 74-88 OT
2015	1-14	A	W, 75-71
2015	2-28	H	W, 73-63
2016	1-13	H	W, 90-81
2017	2-14	A	L, 76-96
2018	2-10	H	W, 82-66
2019	1-15	A	W, 83-69
2020	1-18	A	W, 80-76
2020	2-1	H	W, 73-63

**LSU at home: LSU leads, 78-30**  
**at Ole Miss: Ole Miss leads, 55-40**  
**at Neutral Sites: LSU leads, 6-3**

## MISSISSIPPI COLLEGE (8-1)

1914	1-21	H	W, 34-13
1914	1-22	H	W, 29-19
1918	2-6	A	W, 41-24
1922	2-15	H	W, 29-20
1922	2-16	H	W, 26-18
1923	1-24	H	W, 27-17
1923	1-25	H	W, 19-14
1930	1-9	A	L, 24-27
1931	1-13	A	W, 46-34

**LSU at home: LSU leads, 6-0**  
**at Miss. College: LSU leads, 2-1**

## MISSISSIPPI STATE (112-102)

1909	2-6	H	W, 18-12
1909	2-8	H	W, 14-10
1911	2-7	A	W, 33-17
1911	2-8	A	W, 42-12
1912	2-6	A	L, 16-22
1912	2-7	A	L, 11-21
1915	2-12	H	W, 24-12
1915	2-13	H	L, 14-15
1916	1-22	A	W, 31-21
1916	2-7	A	L, 17-23
1917	1-26	H	W, 36-28
1917	1-27	H	W, 38-17
1920	1-24	H	W, 27-12
1923	1-15	H	L, 25-36
1923	1-16	H	L, 20-35
1924	2-13	A	L, 29-34
1924	2-14	A	L, 34-54
1925	2-3	H	W, 24-17
1928	1-27	A	L, 26-46
1928	1-28	A	L, 23-29
1929	2-4	H	L, 16-26
1929	2-5	H	W, 39-29
1930	2-1	N	W, 32-24
1932	1-18	H	L, 28-29
1932	1-19	H	W, 40-15
1932	1-25	A	W, 30-26
1932	1-26	A	W, 33-29
1933	1-11	A	W, 32-28
1933	1-12	A	W, 49-26
1933	1-17	H	W, 45-40
1933	1-18	H	W, 37-33
1934	1-9	A	L, 46-47
1934	1-10	A	W, 48-23
1934	2-8	H	W, 54-39
1934	2-9	H	W, 61-30
1935	2-13	H	W, 67-32
1935	2-14	H	W, 46-39
1936	1-13	A	L, 38-49
1936	1-14	A	W, 32-30
1936	2-10	H	W, 43-37
1936	2-11	H	W, 45-40
1937	1-16	A	L, 36-53
1937	2-15	H	W, 42-41
1937	2-16	H	L, 38-39
1938	1-31	H	W, 38-33
1938	2-1	H	W, 31-22
1938	2-14	A	W, 66-44
1938	2-15	A	L, 46-63
1939	1-30	A	W, 48-32
1939	1-31	A	L, 29-31
1939	2-3	H	W, 47-45
1939	2-4	H	W, 54-33
1940	1-13	A	L, 37-49
1940	1-29	H	W, 55-42
1941	1-11	A	L, 26-35
1941	2-8	A	W, 39-37
1942	1-10	A	L, 41-43
1942	1-24	H	W, 51-40
1943	1-9	A	L, 40-48
1943	1-19	H	W, 61-40
1945	1-15	A	L, 39-47
1945	1-29	H	W, 62-27
1946	1-11	A	W, 54-30
1946	2-8	H	W, 73-31
1947	1-11	A	W, 61-57
1947	2-14	H	W, 64-49
1948	1-31	A	L, 49-53
1948	2-13	H	W, 65-40

1949	1-10	H	W, 64-40
1949	1-29	A	L, 42-48
1950	1-30	A	L, 41-48
1950	2-17	H	W, 68-58
1950	12-15	A	L, 69-94
1951	1-6	H	W, 76-61
1951	12-12	A	L, 54-59
1952	1-14	H	W, 103-78
1952	2-28	N	W, 77-44
1953	1-10	A	W, 75-55
1953	2-27	H	W, 82-47
1954	1-30	H	W, 65-54
1954	2-27	A	W, 61-57
1955	1-29	A	W, 67-63
1955	2-26	H	L, 80-84
1956	2-4	H	L, 78-87
1956	2-25	A	W, 79-71
1957	2-1	A	L, 72-81
1957	2-22	H	L, 76-94
1958	2-1	H	L, 54-71
1958	2-22	A	L, 72-95
1959	1-31	A	L, 71-78
1959	2-21	H	L, 67-75
1960	1-30	H	L, 60-71
1960	2-20	A	W, 69-64
1961	2-4	A	L, 61-77
1961	2-25	H	L, 54-56
1961	12-30	N	L, 51-73
1962	2-3	H	L, 66-87
1962	2-24	A	L, 48-58
1963	2-2	A	L, 66-73
1963	2-23	H	L, 64-99
1964	1-31	H	W, 87-71
1964	2-21	A	W, 63-60
1965	1-30	A	L, 74-76
1965	2-20	H	W, 94-76
1966	1-10	H	L, 71-74
1966	2-5	A	L, 61-66
1966	12-17	A	L, 84-98
1967	2-20	H	L, 64-66
1967	12-22	H	W, 111-87
1968	2-19	A	W, 94-83
1969	2-3	H	W, 95-71
1969	3-3	A	W, 99-89
1970	2-2	H	W, 109-91
1970	3-2	A	W, 97-87
1971	2-1	H	W, 90-71
1971	3-1	A	L, 70-78
1972	2-7	H	W, 62-60
1972	3-2	A	L, 71-89
1973	2-5	A	W, 84-78
1973	3-1	H	W, 94-82
1974	1-14	A	L, 75-89
1974	2-16	H	L, 84-87 OT
1975	1-16	H	L, 84-93
1975	2-15	A	L, 71-79
1976	1-19	A	L, 83-90
1976	2-16	H	W, 80-69
1977	1-12	A	L, 77-80
1977	2-7	H	W, 71-66
1978	1-2	A	L, 82-84 OT
1978	3-4	H	L, 67-68
1979	2-8	A	W, 52-48
1979	2-24	H	L, 57-65
1980	1-5	H	W, 80-58
1980	2-2	A	W, 75-63
1981	1-10	A	W, 81-69
1981	2-7	H	W, 94-89
1982	1-9	H	W, 78-56
1982	2-6	A	W, 57-43
1983	1-24	A	L, 65-80
1983	2-21	H	W, 86-73
1984	1-23	H	W, 80-64
1984	2-20	A	W, 85-70
1985	1-5	A	L, 69-83
1985	2-6	H	W, 80-65
1986	1-4	H	W, 90-84
1986	2-5	A	W, 68-62
1987	1-25	A	W, 52-50
1987	2-25	H	W, 55-46
1987	3-5	N	W, 68-54
1988	1-30	H	L, 47-49

1988	3-2	A	L, 60-62
1989	1-4	H	L, 84-87
1989	2-4	A	L, 79-96
1990	1-4	A	L, 80-87 OT
1990	2-5	H	W, 86-68
1991	1-29	H	L, 79-82
1991	3-2	A	L, 73-76
1992	1-18	A	W, 83-70
1992	3-7	H	W, 89-80
1992	1-18	A	W, 83-70
1992	3-7	H	W, 89-80
1993	1-13	A	W, 84-76 OT
1993	2-10	H	W, 92-66
1994	1-26	H	L, 52-66
1994	2-26	A	L, 66-86
1995	1-25	A	L, 60-73
1995	2-8	H	L, 61-67
1996	1-3	H	L, 64-77
1996	2-21	A	L, 77-88
1997	1-4	A	L, 66-69
1997	1-29	H	L, 60-68
1998	2-11	A	L, 48-85
1998	2-28	H	L, 62-63
1999	1-16	A	L, 53-55
1999	2-24	H	W, 74-63
2000	2-2	A	L, 66-68
2000	2-26	H	W, 71-66
2001	1-24	A	W, 82-73
2001	2-24	H	L, 48-55
2002	1-26	A	L, 61-84
2002	2-13	H	W, 68-65 OT
2002	3-9	N	L, 51-57
2003	1-11	H	W, 85-72
2003	1-25	A	L, 64-67
2003	3-15	N	L, 61-76
2004	1-17	H	L, 54-64
2004	2-25	A	L, 58-84
2005	1-29	H	W, 69-62
2005	2-16	A	W, 80-72
2006	1-18	A	W, 71-57
2006	2-15	H	W, 72-59
2007	2-3	A	L, 78-85
2007	2-17	H	L, 50-56
2008	1-9	H	L, 39-61
2008	3-8	A	L, 75-84
2009	1-21	H	W, 81-57
2009	2-11	A	W, 97-94 2 OT
2009	3-14	N	L, 57-67
2010	1-30	A	L, 51-67
2010	2-20	H	L, 59-60
2011	2-5	H	L, 57-58
2011	2-23	A	W, 84-82
2012	1-25	A	L, 71-76
2012	2-14	H	W, 69-67 OT
2013	2-2	A	W, 69-68
2013	2-16	H	W, 80-68
2014	2-19	H	W, 92-81
2015	1-31	A	L, 67-73
2016	2-6	H	W,

# Series Records

2017	1-4	A	W, 88-77
2018	2-17	H	W, 64-63
2019	1-26	A	W, 86-80 OT
2020	2-11	H	W, 82-78

**LSU at home: LSU leads, 5-0**  
**at Missouri: Missouri leads, 2-2**  
**at Neutral Sites: LSU leads, 1-0**

## MONTANA STATE (4-0)

1970	12-28	N	W, 89-77
1976	12-27	H	W, 101-81
1978	12-18	H	W, 99-89
1985	11-22	H	W, 84-59

**LSU at home: LSU leads, 3-0**  
**at Neutral Sites: LSU leads, 1-0**

## MOREHEAD STATE (1-0)

1988	12-28	N	W, 101-88
------	-------	---	-----------

## NAVY (0-1)

1985	2-15	N	L, 55-78
------	------	---	----------

## NEBRASKA (1-0)

1988	12-30	N	W, 90-87
------	-------	---	----------

## NEVADA (1-1)

1973	12-3	A	L, 86-97
1975	12-6	H	W, 94-73

## NEW ORLEANS (12-4)

1977	11-28	H	L, 69-73
1978	11-27	A	W, 64-42
1979	12-3	H	W, 104-78
1980	12-18	N	W, 96-66
1983	3-16	H	L, 94-99
1983	11-26	A	W, 67-59
1984	12-21	H	W, 78-64
1986	12-20	H	L, 71-82
2000	12-16	H	W, 84-57
2001	12-18	A	L, 59-60
2002	12-30	H	W, 69-57
2004	1-12	A	W, 68-60
2004	11-24	H	W, 95-79
2005	12-13	H	W, 94-53
2013	11-19	H	W, 81-54
2019	12-3	H	W, 90-54

**LSU at home: LSU leads, 8-3**  
**at UNO: LSU leads, 4-1**

## NIAGARA (1-0)

1976	12-8	H	W, 82-68
------	------	---	----------

## NICHOLLS (18-1)

1987	12-4	H	W, 86-62
1990	12-29	H	W, 118-76
1991	12-30	H	W, 123-61
1992	12-15	H	W, 75-64
1993	12-4	H	W, 95-90
1996	1-23	H	W, 86-69
1997	11-29	H	W, 72-52
1999	12-23	H	W, 91-74
2000	12-22	H	W, 92-49
2001	12-30	H	W, 71-35
2002	11-22	H	W, 68-24
2005	11-21	H	W, 104-57
2006	11-17	H	W, 96-42
2007	11-28	H	W, 68-41
2008	12-17	H	W, 68-56
2009	12-17	H	W, 63-60
2010	11-16	H	L, 53-62
2011	11-12	H	W, 96-74
2019	11-16	H	W, 75-85

## NORFOLK STATE (1-0)

2000	11-25	H	W, 90-62
------	-------	---	----------

## NORTH CAROLINA (2-10)

1925	2-28	N	L, 21-35
1928	2-24	N	W, 44-38
1955	1-3	H	W, 84-77
1956	1-3	A	L, 69-95
1960	12-5	A	L, 61-77
1963	12-14	H	L, 71-76
1982	12-4	N	L, 43-47
1984	1-29	A	L, 79-90
1985	2-10	H	L, 70-75
1994	1-22	N	L, 65-88

1996	12-18	A	L, 48-67
2009	3-21	N	L, 70-84

**LSU at home: UNC leads, 2-1**  
**at UNC: UNC leads, 4-0**  
**at Neutral Sites: UNC leads, 4-1**

## NC CENTRAL (1-0)

2016	12-13	H	W, 70-66
------	-------	---	----------

## NORTH CAROLINA A&T (1-1)

1996	11-30	H	W#, 74-62
1998	11-25	H	W, 72-59

## NC STATE (0-2)

2015	3-19	N	L, 65-66
2015	11-24	N	L, 72-83 OT

## NORTHERN ARIZONA (2-0)

1987	2-9	H	W, 70-58
1991	12-28	H	W, 159-86

## NORTHERN IOWA (0-2)

1987	12-28	N	L, 80-90
2005	12-19	H	L, 50-54

## NORTH FLORIDA (3-0)

2015	12-2	H	W, 119-108
2016	11-18	H	W, 78-70
2017	12-22	H	W, 104-52

## NORTH TEXAS (1-1)

2010	12-22	H	L, 55-75
2011	12-22	A	W, 67-58

## NORTHWESTERN (1-3)

1953	12-21	H	W, 79-51
1954	12-20	A	L, 66-83
1965	12-30	N	L, 86-92
2011	11-17	N	L, 82-88

## NORTHWESTERN ST. (19-6)

1916		H	W, 24-23
1917	12-2	A	W, 38-25
1921	1-8	H	W, 29-25
1922	1-20	H	W, 32-15
1922	1-21	H	W, 40-3
1924	1-7	H	L, 18-26
1924	1-8	H	L, 19-33
1925	1-16	A	L, 25-29
1925	1-17	A	W, 35-24
1926	2-12	H	L, 27-35
1926	2-13	H	L, 21-23
1945	2-23	N	W, 44-40
1945	2-24	A	W, 70-34
1956	12-29	N	L, 75-103
1989	12-20	H	W, 73-63
1992	12-29	H	W, 93-79
2001	12-2	H	W, 91-54
2004	12-11	H	W, 83-74
2007	12-15	H	W, 82-58
2008	11-23	H	W, 91-60
2009	12-12	H	W, 73-62
2010	11-12	H	W, 87-78
2012	11-20	H	W, 102-95
2013	11-16	H	W, 88-74
2019	12-8	H	W, 109-59

**LSU at home: LSU leads, 15-4**  
**at Northwestern State: LSU leads, 3-1**  
**at Neutral Sites: Tied, 1-1**

## NOTRE DAME (1-1)

1990	12-20	N	W, 87-64
2017	11-21	N	L, 53-92

## OAKLAND (MICH) (1-0)

1999	11-26	N	W, 87-80
------	-------	---	----------

## OHIO STATE (1-1)

2005	1-15	H	W, 113-101 2OT
2005	1-31	A	L, 76-78

## OKLAHOMA (2-3)

1970	3-17	N	W, 97-94
1987	1-12	N	L, 85-94
1988	1-11	N	W, 84-77
2004	3-17	A	L, 61-70

2016	1-30	H	L, 75-77
------	------	---	----------

**at Baton Rouge: Oklahoma leads, 1-0**  
**at Oklahoma: Oklahoma leads, 1-0**  
**at Neutral Sites: LSU leads, 2-1**

## OKLAHOMA CITY (2-0)

1968	12-28	A	W, 101-85
1976	12-17	H	W, 89-77

## OKLAHOMA STATE (2-3)

1993	12-11	N	W, 71-68
1994	12-20	N	L, 67-111
1999	12-30	N	W, 63-53
2007	11-19	N	L, 77-83
2018	11-25	N	L, 77-90

## OLD DOMINION (1-1)

2014	11-21	N	L, 61-70
2016	11-24	N	W, 66-60

## ORAL ROBERTS (6-1)

1977	12-3	A	W, 68-60
1978	12-1	H	W, 91-75
1984	12-1	A	W, 74-71
1985	12-30	H	W, 82-64
1988	11-30	H	L, 96-100
1996	12-21	H	W, 59-58
2015	12-19	H	W, 100-77

**LSU at home: LSU leads, 4-1**  
**at ORU: LSU leads, 2-0**

## OREGON (0-2)

1963	12-26	A	L, 57-87
2012	3-13	A	L, 76-96

## OREGON STATE (5-1)

1963	12-26	N	L, 57-87
1969	12-4	H	W, 94-72
1969	12-22	A	W, 76-68
2000	12-28	N	W, 78-68
2006	12-17	A	W, 60-53
2007	12-22	H	W, 67-61

**LSU at home: LSU leads, 2-0**  
**at Oregon State: LSU leads, 2-0**  
**at Neutral Sites: Tied, 1-1**

## PACIFIC (1-1)

1973	12-8	H	W, 91-77
1976	12-20	A	L, 76-89

## PENN STATE (0-1)

1954	3-12	N	L, 70-78
------	------	---	----------

## PITTSBURGH (2-2)

1935	4-13	N	W, 41-37
1936	1-2	N	L, 47-52
1962	12-27	N	L, 73-96
1969	1-31	H	W, 120-79

## PRAIRIE VIEW (3-0)

1996	12-23	H	W, 96-56
1998	12-16	H	W, 84-62
2002	12-17	H	W, 75-49

## PURDUE (1-1)

1986	3-13	H	W, 94-87 2OT
2003	3-24	N	L, 56-80

## RADFORD (0-1)

1994	12-30	H	L, 72-73
------	-------	---	----------

## RHODE ISLAND (1-1)

2014	1-4	H	L, 70-74
2019	11-24	N	W, 96-83

## RICE (17-25)

1916	2-23	H	W, 29-21
1916	2-24	H	W, 25-17
1921	2-26	A	W, 35-23
1935	1-19	A	L, 47-56
1936	1-23	H	L, 38-42
1936	1-24	H	L, 30-38
1937	1-8	A	W, 32-29
1937	1-9	A	W, 38-37

1938	1-7	H	L, 38-45
1938	1-8	H	W, 58-38
1938	12-14	A	L, 32-34
1938	12-15	A	W, 30-27
1939	12-18	H	L, 39-56
1939	12-19	H	L, 51-61
1940	12-19	A	L, 48-60
1940	12-20	A	L, 33-54
1941	12-12	H	L, 42-54
1941	12-13	H	L, 37-50
1942	12-17	A	L, 26-56
1942	12-18	A	W, 62-60
1947	1-4	H	W, 60-35
1947	12-8	A	L, 55-58
1948	1-9	H	W, 43-40
1948	12-4	N	L, 39-51
1949	12-10	N	W, 49-44
1951	12-3	A	W, 68-60
1954	12-11	H	L, 72-79
1955	12-12	A	L, 60-85
1956	12-10	H	L, 72-87
1957	12-9	A	L, 56-81
1958	12-13	H	L, 56-64
1959	12-12	A	L, 57-71
1960	12-10	H	L, 50-67
1961	12-9	A	L, 67-79
1962	12-8	H	W, 90-82
1963	12-7	A	L, 72-87
1964	12-29	N	W, 79-63
1965	12-16	A	W, 85-80
1966	12-30	N	L, 69-88
1977	12-22	H	W, 97-68
2009	12-19	H	W, 65-61
2010	12-29	A	L, 68-74

**LSU at home: Rice leads, 10-8**  
**at Rice: Rice leads, 13-7**  
**at Neutral Sites: Tied, 2-2**

## ROBERT MORRIS (1-

# Series Records

## SAVANNAH STATE (1-0)

2015 1-3 H W, 75-59

## SEATTLE (0-1)

1963 12-30 N L, 84-92

## SETON HALL (1-0)

2012 11-29 H W, 72-67

## SEWANEES (6-0)

1927 1-8 H W, 26-23  
1933 1-20 A W, 50-30  
1933 1-21 A W, 57-45  
1934 1-5 H W, 80-20  
1934 1-6 H W, 60-9  
1939 3-2 N W, 55-35

## SOUTHERN METHODIST (2-3)

1962 12-13 A L, 68-83  
1963 12-5 H W, 66-62  
1964 12-12 A L, 75-98  
1965 12-10 H W, 91-88  
2014 3-24 A L, 67-80

## SOUTH ALABAMA (3-1)

2002 11-24 H W, 71-62  
2010 11-28 A W, 80-65  
2011 11-23 H L, 75-79 OT  
2015 11-19 H W, 78-66

## SOUTH CAROLINA (17-18)

1974 12-21 A L, 64-77  
1992 2-19 A W, 74-56  
1993 1-30 H W, 85-62  
1994 2-2 A W, 77-71  
1995 3-1 H L, 62-69  
1996 2-10 A L, 68-106  
1996 3-7 N L, 76-85  
1996 11-27 N L, 68-74  
1997 2-1 H L, 65-80  
1998 1-10 A L, 53-70  
1999 2-17 H W, 60-56  
2000 2-23 A W, 64-59  
2001 1-31 H L, 56-68  
2002 2-20 A L, 53-66  
2003 2-5 H W, 71-58  
2004 1-24 A L, 55-61  
2004 3-12 N L, 64-85  
2005 1-12 H W, 79-64  
2006 2-28 A W, 64-61  
2007 3-3 H W, 61-52  
2008 2-27 A W, 62-55  
2008 3-13 N L, 73-77  
2009 1-14 H W, 85-68  
2010 1-13 A L, 58-67  
2011 2-2 H L, 56-64  
2012 2-18 A W, 68-58  
2013 1-16 H L, 73-82 OT  
2013 2-14 A W, 64-46  
2014 1-11 A W, 71-68  
2015 1-28 H W, 64-58  
2016 2-10 A L, 83-94  
2017 2-1 H L, 63-88  
2018 2-28 A L, 74-83 OT  
2019 1-19 H W, 89-67  
2020 2-22 A W, 86-80

**LSU at home: LSU leads, 8-6**  
**at South Carolina: LSU leads, 9-8**  
**at Neutral Sites: USC leads, 4-0**

## SE MISSOURI ST. (1-0)

2000 3-16 N W, 64-61

## SOUTHEASTERN (12-1)

1966 12-1 H L, 88-89  
1985 12-20 H W, 82-61  
1990 11-26 H W, 117-68  
1991 12-17 H W, 101-64  
1992 12-3 H W, 92-65  
1993 12-21 H W, 96-62  
1994 11-25 H W, 106-80  
1999 11-22 H W, 75-36  
2007 11-12 H W, 72-62

2009 1-3 H W, 90-61  
2009 12-14 H W, 77-60  
2013 11-22 H W, 89-66  
2018 11-6 H W, 94-63

## SOUTHERN-BR (9-0)

1985 12-21 H W, 91-83  
1987 12-5 H W, 98-77  
1995 11-29 H W, 109-100  
1997 12-28 H W, 77-66  
2001 11-19 H W, 97-69  
2003 11-21 H W, 70-59  
2005 11-18 H W, 84-56  
2007 11-30 H W, 88-45  
2010 12-27 H W, 62-41

## SOUTHERN CAL (1-7)

1937 12-16 H L, 38-54  
1937 12-17 H L, 26-50  
1950 12-28 A L, 76-78  
1969 12-18 H L, 98-101  
1971 1-2 A L, 76-80 OT  
1974 11-29 A L, 87-100  
1976 12-4 H W, 87-76  
2019 12-21 N L, 68-70

## SOUTHERN MISS (6-1)

1931 2-6 H W, 46-35  
1931 2-7 H W, 47-31  
1973 2-19 H W, 107-79  
1989 11-15 H W, 91-80  
2003 12-20 H W, 65-50  
2004 12-18 N L, 84-88 OT  
2014 12-29 H W, 87-67  
2016 11-15 H W, 78-61

## SOUTHERN-NO (1-0)

1997 11-20 H W, 99-51

## SOUTHWESTERN TENN. (4-0)

1940 2-7 N W, 61-41  
1952 12-8 H W, 124-33  
1955 12-5 H W, 72-59  
1956 12-13 A W, 91-77

## SPRING HILL (17-2)

1917 A W, 34-24  
1920 2-3 H W, 64-16  
1920 2-14 A W, 38-9  
1921 2-1 H W, 29-24  
1921 2-2 H W, 31-17  
1922 2-1 H W, 27-26  
1922 2-2 H W, 16-15  
1923 1-31 H L, 21-23  
1923 2-1 H W, 36-20  
1923 2-28 A L, 24-26  
1923 3-1 A W, 20-18  
1924 2-1 H W, 40-23  
1924 2-2 H W, 22-13  
1924 2-15 A W, 29-25  
1924 2-16 A W, 32-16  
1930 2-10 H W, 53-17  
1930 2-11 H W, 52-14  
1947 12-4 H W, 72-43  
1948 12-13 A W, 49-48

**LSU at home: LSU leads, 11-1**  
**at Spring Hill: LSU leads, 6-1**

## ST. CHARLES (1-0)

1918 1-11 A W, 61-17

## ST. JOHNS (N.Y.) (1-2)

1949 12-6 N L, 49-80  
1965 12-29 N L, 62-102  
1969 12-29 N W, 80-70

## ST. MARY'S (TEXAS) (1-0)

1957 12-3 H W, 68-61

## STANFORD (2-2)

1965 12-23 A L, 69-91  
1974 11-30 A L, 80-92  
1975 12-27 H W, 89-85  
1992 12-21 N W, 72-63

## STEPHEN F. AUSTIN (0-1)

1985 2-16 A L, 64-76

## SYRACUSE (0-1)

1985 2-16 A L, 64-76

## TAMPA (2-0)

1966 12-3 A W, 74-72  
1967 12-2 H W, 97-81

## TCU (3-1)

1947 12-31 A W, 52-46  
1960 12-17 A W, 68-62  
1961 12-2 H W, 83-58  
1986 11-21 H L, 74-83

## TEMPLE (1-0)

1987 3-17 N W, 72-62

## TENNESSEE (48-65)

1933 2-21 N W, 55-43  
1934 3-3 N L, 35-42  
1943 2-27 N L, 38-52  
1948 2-27 N L, 48-56  
1949 2-21 A L, 72-81  
1950 2-20 H L, 65-67  
1950 3-4 N L, 79-81 OT  
1951 1-15 H W, 68-61  
1952 2-2 A L, 68-82  
1953 1-31 H W, 95-59  
1954 1-16 A W, 75-62  
1955 1-15 H L, 68-76  
1956 1-16 A L, 82-91  
1957 1-14 H W, 62-61  
1957 12-21 N L, 62-63  
1958 1-13 A L, 53-75  
1959 1-12 H L, 58-65  
1960 1-11 A L, 79-103  
1961 1-14 H W, 72-60  
1962 1-13 A W, 73-61  
1963 1-12 H W, 61-60 OT  
1964 1-11 A L, 58-62  
1965 1-11 H L, 54-58  
1965 3-6 A L, 60-83  
1966 1-31 A L, 59-87  
1966 2-14 H L, 64-74  
1967 2-6 H L, 59-76  
1967 3-4 A L, 60-87  
1968 2-5 H L, 67-87  
1968 3-2 A L, 71-74  
1969 1-27 H L, 68-81  
1969 2-24 A L, 63-87  
1970 1-26 H W, 71-59  
1970 2-23 A L, 87-88  
1971 1-25 H W, 80-70  
1971 2-22 A L, 67-88  
1972 1-31 A W, 63-62  
1972 2-28 H L, 66-78  
1973 1-29 H L, 71-73  
1973 2-26 A W, 78-74  
1974 1-28 H L, 52-57  
1974 3-2 A L, 80-100  
1975 1-27 A L, 79-99  
1975 3-1 H W, 94-87  
1976 1-26 H L, 92-105  
1976 2-23 A L, 71-80  
1977 1-15 H L, 102-108  
1977 2-12 A L, 64-91  
1978 1-9 H W, 121-87  
1978 2-6 A W, 101-86  
1979 1-24 H W, 77-75  
1979 1-29 A W, 84-78  
1980 1-19 A W, 75-74  
1980 2-16 H W, 73-66  
1981 1-24 H W, 80-63  
1981 2-21 A W, 66-65  
1982 1-23 A L, 67-77  
1982 2-20 H L, 53-54  
1983 1-10 H L, 58-59  
1983 2-7 A L, 63-66  
1983 3-11 N L, 71-74 OT  
1984 1-10 A L, 69-70  
1984 2-6 H W, 61-59 OT  
1985 1-12 H W, 75-65

1985 2-14 A W, 87-82  
1986 1-11 A L, 77-88  
1986 2-12 H W, 75-50  
1987 1-8 A W, 79-78  
1987 2-7 H W, 60-58  
1988 1-13 A W, 52-51  
1988 2-13 H W, 92-73  
1989 1-11 A L, 96-100  
1989 2-11 H W, 122-106  
1989 3-10 A L, 77-95  
1990 1-8 H W, 111-94  
1990 2-10 A W, 119-113  
1991 1-22 A L, 89-92  
1991 2-23 H W, 119-87  
1992 1-29 H W, 97-82  
1992 3-13 N W, 99-89  
1993 2-20 A W, 81-74  
1994 2-5 H W, 84-83  
1995 2-4 A W, 56-52  
1996 2-14 H L, 65-73  
1997 1-19 A L, 52-66  
1998 1-31 H L, 65-72  
1998 3-5 N L, 62-73  
1999 1-6 A L, 58-93  
2000 1-8 H L, 59-64  
2001 3-3 A L, 71-78  
2002 1-30 H L, 58-61  
2003 3-1 A W, 88-67  
2004 2-4 H W, 84-67  
2005 2-5 A L, 55-77  
2006 1-14 H W, 88-74  
2007 2-6 A L, 67-70  
2007 3-8 N W, 76-67 OT  
2008 2-9 H L, 45-47  
2009 1-28 A W, 79-73  
2010 2-4 H L, 54-59  
2010 3-11 N L, 49-59  
2011 1-26 A L, 53-75  
2012 2-29 H L, 69-74 OT  
2013 2-19 A L, 72-82  
2014 1-7 H L, 50-68  
2015 2-14 A W, 73-55  
2015 3-4 H L, 63-78  
2016 2-20 A L, 65-81  
2016 3-11 N W, 84-75  
2017 3-1 H W, 92-82  
2018 1-31 A L, 61-84  
2019 2-23 H W, 82-80 OT  
2020 1-4 A W, 78-64

**LSU at home: LSU leads, 27-25**  
**at Tennessee: Tennessee leads, 33-17**  
**at Neutral Sites: Tennessee leads, 7-4**

## TENNESSEE-MARTIN (5-0)

1988 12-20 H W, 128-89  
1995 12-16 H W, 93-74  
1999 12-14 H W, 73-45  
2010 11-18 H W, 79-56  
2017 11-29 H W, 84-60

## TENNESSEE STATE (1-0)

1992 12-30 H W, 90-68

## TEXAS (20-11)

1911 2-13 H W, 39-10  
1947 12-9 N L, 31-50  
1948 12-3 H L, 45-60  
1950 10-22 N L, 55-68  
1951 12-17 H W, 59-55  
1958 12-15 H W, 52-47  
1959 12-14 A L, 67-84  
1960 12-12 H W, 62-59  
1961 12-11 A W, 77-75  
1962 12-10 H W, 75-66  
1963 12-9 A L, 65-70  
1964 12-7 H W, 83-75  
1965 12-6 A W, 76-66  
1966 12-6 H L, 78-114  
1967 12-4 A W, 87-74  
1974 12-28 H L, 63-78  
1977 12-5 A L, 66-82  
1984 12-3 H W, 87-79  
1985 12-17 A W, 72-65  
1990 1-2 N W, 124-113  
1990 11-30 H W, 101-87  
1992 1-3 N W, 84-83



# Series Records

1993	2-7	N	W, 84-81
1993	11-26	H	W, 86-66
1995	1-7	A	L, 71-80
1997	12-17	A	L, 63-69
1998	12-19	H	W, 63-61 OT
2000	3-18	N	W, 72-67
2006	3-25	N	W, 70-60 OT
2006	12-10	N	L, 75-76 OT
2020	1-25	A	W, 69-67

**LSU at home: LSU leads, 10-3**  
**at Texas: Texas leads, 5-4**  
**at Neutral Sites: LSU leads, 5-3**

## TEXAS A&M (24-18)

1917		H	W, 24-15
1917		H	W, 30-14
1921	1-25	H	W, 30-28
1921	1-26	H	W, 31-30
1921	2-21	A	W, 24-16
1921	2-22	A	L, 19-49
1941	12-18	H	L, 41-56
1945	12-12	H	W, 51-50
1947	12-29	N	L, 44-45
1948	12-17	H	W, 58-55
1953	12-15	H	W, 77-56
1954	12-13	H	W, 73-61
1955	1-20	A	L, 47-58
1955	12-10	A	L, 59-73
1962	12-21	A	L, 61-67
1971	12-28	N	L, 68-73
1981	2-22	H	W, 67-57
1981	12-7	A	L, 63-68
1982	12-8	N	W, 88-70
1983	12-3	N	W, 75-65
2002	11-30	N	L, 77-79
2006	3-18	N	W, 58-57
2006	12-5	H	W, 64-52
2008	1-5	A	L, 53-79
2008	12-20	N	L, 61-72
2013	1-23	H	W, 58-54
2013	3-6	A	W, 68-57
2014	2-12	A	L, 73-83
2014	2-26	H	W, 68-49
2015	1-17	H	L, 64-67
2015	2-17	A	L, 62-68
2016	1-19	A	L, 57-71
2016	2-13	H	W, 76-71
2016	3-12	N	L, 38-71
2017	1-11	A	L, 62-92
2017	2-4	H	L, 73-85
2018	1-6	A	W, 69-68
2018	1-23	H	W, 77-65
2019	1-30	A	W, 72-57
2019	2-26	H	W, 66-55
2020	1-14	A	W, 89-85 OT
2020	1-29	H	W, 64-50

**LSU at home: LSU leads, 16-3**  
**at Texas A&M: Texas A&M leads, 10-5**  
**at Neutral Sites: A&M leads, 5-3**

## TEXAS A&M-CORPUS CHRISTI (1-0)

2002	12-14	H	W, 95-60
------	-------	---	----------

## TEXAS-EL PASO (2-1)

1981	12-21	H	W, 71-59
1982	12-22	A	W, 51-49
1989	3-17	N	L, 74-85

## TEXAS PAN AMERICAN (3-0)

1982	11-30	H	W, 76-67
1983	12-21	H	W, 81-70
1998	11-16	H	W, 75-56

## TEXAS SOUTHERN (2-0)

2000	12-8	H	W, 89-57
2016	12-17	H	W, 88-80

## TEXAS TECH (3-4)

1957	12-16	H	L, 72-79
1958	12-19	A	L, 60-73
1959	12-18	H	L, 65-72

1960	12-16	A	W, 73-69 OT
2013	12-18	A	W, 71-69
2014	11-18	H	W, 69-64 OT
2017	1-28	A	L, 64-77

**LSU at home: Texas Tech leads, 2-1**  
**at Texas Tech: Ties, 2-2**

## TOWSON UNIVERSITY (1-0)

2001	11-28	H	W, 83-46
------	-------	---	----------

## TROY (4-1)

1994	12-6	H	W, 113-78
1996	11-22	H	W#-90-59
1998	12-22	H	W, 74-56
2003	11-26	H	W, 78-69
2008	11-30	H	W, 92-57

## TULANE (124-84)

1911	1-26	H	W, 47-7
1911	1-27	H	W, 26-15
1911	2-17	A	W, 27-25
1911	2-18	A	L, 13-15
1913	2-14	A	L, 13-15
1913	2-15	A	L, 20-26
1913	2-28	H	L, 15-16
1913	3-1	H	W, 13-12
1914	2-13	H	L, 14-26
1914	2-14	H	L, 7-10
1914	2-27	A	L, 12-25
1914	2-28	A	L, 6-13
1915	2-19	H	W, 28-17
1915	2-20	H	W, 37-19
1916	2-4	H	L, 21-24
1916	2-5	H	L, 18-22
1916	2-18	A	L, 14-26
1916	2-19	A	W, 19-16
1917	2-9	A	W, 37-20
1917	2-10	A	W, 27-18
1917	2-23	H	W, 46-27
1917	2-24	H	W, 26-20
1920	2-6	A	W, 35-19
1920	2-7	A	W, 29-10
1920	2-27	H	W, 37-12
1920	2-28	H	W, 37-12
1921	2-4	H	W, 42-27
1921	2-5	H	W, 52-24
1921	3-4	A	L, 29-31
1921	3-5	A	W, 27-20
1922	1-27	A	W, 18-15
1922	1-28	A	W, 26-18
1922	2-20	H	L, 23-39
1922	2-21	H	W, 34-19
1923	2-9	H	L, 24-33
1923	2-10	H	L, 18-28
1923	2-16	A	L, 23-40
1923	2-17	A	L, 11-34
1924	2-8	H	L, 21-41
1924	2-9	H	L, 29-38
1924	2-22	A	L, 13-39
1924	2-23	A	L, 26-30
1925	2-6	A	L, 15-42
1925	2-7	A	L, 15-43
1925	2-20	H	L, 24-35
1925	2-21	H	L, 23-26
1926	2-5	H	W, 30-23
1926	2-6	H	L, 23-24
1926	2-19	A	L, 29-32
1926	2-20	A	L, 13-22
1927	2-4	A	L, 20-27
1927	2-5	A	L, 9-36
1927	2-18	H	L, 20-25
1927	2-19	H	L, 20-23
1928	2-3	H	W, 47-13
1928	2-4	H	W, 41-18
1928	2-17	A	W, 36-20
1928	2-18	A	W, 39-25
1929	2-15	A	L, 37-40
1929	2-16	A	W, 28-21
1929	2-22	H	W, 37-35
1929	2-23	H	L, 32-33
1930	2-14	H	W, 35-30
1930	2-15	H	W, 24-15
1930	2-21	A	L, 25-27
1930	2-22	A	L, 27-30
1931	2-13	A	L, 23-38
1931	2-14	A	W, 39-31
1931	2-20	H	W, 49-30
1931	2-21	H	W, 48-27
1932	2-11	H	W, 32-25
1932	2-12	H	W, 34-22
1932	2-19	A	W, 29-26
1932	2-20	A	L, 29-33
1933	2-10	A	L, 31-44

1933	2-11	A	W, 46-28
1933	2-17	H	W, 50-38
1933	2-18	H	W, 51-37
1934	1-19	H	W, 29-25
1934	1-20	H	W, 48-26
1934	2-16	A	W, 43-22
1934	2-17	A	W, 36-21
1935	2-8	A	W, 34-16
1935	2-9	A	W, 35-24
1935	2-22	H	W, 65-20
1935	2-23	H	W, 64-23
1936	2-7	H	W, 52-27
1936	2-8	H	W, 49-26
1936	2-21	A	W, 50-30
1936	2-22	A	W, 46-22
1937	2-5	H	W, 42-31
1937	2-6	H	W, 46-42
1937	2-19	A	W, 37-31
1937	2-20	A	L, 32-52
1938	2-18	A	W, 44-42
1938	2-19	A	W, 31-27
1938	2-25	H	W, 42-31
1938	2-26	H	L, 39-41
1939	2-17	H	W, 36-33
1939	2-18	H	L, 33-36
1939	2-23	A	L, 30-36
1939	2-24	A	W, 41-31
1940	2-15	A	W, 34-31
1940	2-16	A	W, 35-29
1940	2-22	H	W, 42-39
1940	2-23	H	W, 40-39
1940	2-29	N	W, 57-44
1941	2-14	H	L, 44-55
1941	2-15	H	L, 35-39
1941	2-20	A	W, 59-44
1941	2-21	A	W, 40-37
1942	2-12	H	W, 51-46
1942	2-13	H	W, 50-49
1942	2-19	A	W, 48-44
1942	2-20	A	W, 31-21
1943	2-11	A	W, 91-57
1943	2-12	A	W, 59-57
1943	2-19	H	W, 35-34
1943	2-20	H	W, 46-40
1944	2-9	H	L, 42-43
1944	2-10	H	L, 37-38
1944	2-16	A	L, 39-41
1944	2-17	A	L, 44-66
1945	2-1	A	L, 43-45
1945	2-2	A	L, 32-44
1945	2-9	H	W, 50-44
1945	2-10	H	W, 61-55
1946	2-21	H	W, 54-45
1946	2-23	A	W, 52-36
1946	2-28	N	W, 74-29
1946	12-30	A	W, 54-51
1947	1-17	A	L, 38-40
1947	2-21	H	W, 55-40
1947	2-28	N	L, 50-63
1948	1-13	H	L, 42-54
1948	2-20	A	L, 41-50
1949	1-14	A	L, 51-71
1949	2-25	H	L, 45-72
1949	3-5	N	L, 63-72
1950	1-13	H	L, 70-75
1950	2-24	A	L, 71-77
1951	2-10	A	L, 54-69
1951	2-23	H	W, 51-46
1952	1-26	A	L, 67-71
1952	2-9	H	W, 78-66
1953	2-7	H	W, 48-31
1953	3-6	A	W, 53-52
1954	2-6	H	W, 66-47
1954	3-6	A	W, 63-52
1955	2-5	H	L, 57-81
1955	3-4	A	L, 53-82
1956	1-30	H	W, 87-66
1956	3-2	A	L, 68-81
1957	1-18	H	L, 64-66 OT
1957	3-1	A	L, 51-59
1958	1-17	A	W, 69-63
1958	2-28	A	W, 67-63
1959	1-16	H	L, 59-69
1959	2-27	A	L, 65-77
1960	2-25	H	L, 58-72
1960	3-2	A	L, 54-64
1961	1-28	H	W, 86-66
1961	3-2	A	L, 65-68
1962	2-22	H	W, 70-53
1962	3-9	A	L, 69-84
1963	2-12	H	L, 57-59
1963	3-1	A	L, 65-77
1964	1-15	H	W, 83-74
1964	2-28	A	L, 68-80
1965	1-13	H	W, 79-67
1965	2-27	A	W, 77-74
1966	2-2	H	L, 69-82

1966	3-5	A	L, 78-86
1966	12-14	H	W, 93-83
1967	1-12	A	L, 89-99
1968	1-11	A	W, 100-91
1968	2-21	H	W, 99-92
1968	12-14	H	L, 99-101 2 OT
1969	2-10	A	L, 94-110
1969	12-13	A	W, 97-91
1970	2-9	H	W, 127-114
1970	12-16	H	W, 94-79
1971	2-3	A	L, 86-93
1972	1-17	H	W, 76-58
1972	2-9	A	W, 75-71
1973	2-8	A	W, 92-83
1973	2-14	H	W, 73-63
1973	12-19	A	W, 67-60
1973	12-27	H	W, 76-44
1974	12-4	H	W, 80-78
1974	12-18	A	W, 84-82
1975	12-3	A	W, 79-65
1976	11-26	H	W, 94-85
1977	12-7	H	W, 120-88
1977	12-18	A	W, 83-74
1978	12-4	H	W, 109-85
1978	12-9	A	W, 98-88
1979	12-5	N	W, 80-79
1979	12-22	H	W, 95-85
1980	12-6	H	W, 119-81
1980	12-20	N	W, 86-72</

# Series Records

1921	2-11	H	W, 61-8
1922	1-10	H	W, 41-8
1922	1-11	H	W, 29-17
1923	1-19	H	W, 25-22
1924	1-19	H	L, 12-15
1924	1-21	H	L, 14-26
1925	1-9	H	W, 30-19
1925	1-10	H	W, 22-17
1926	1-8	A	W, 25-13
1926	1-9	A	W, 31-29
1927	2-21	H	W, 34-22
1927	2-22	H	W, 29-12
1928	1-6	H	W, 40-17
1928	1-7	H	W, 36-17
1929	1-7	H	W, 23-17
1929	1-8	H	W, 29-22
1929	2-11	A	L, 34-36
1929	2-12	A	L, 23-25
1931	1-30	H	L, 26-40
1931	1-31	H	L, 29-34
1932	1-8	H	W, 44-23
1932	1-9	H	W, 50-35
1934	12-18	H	W, 54-30
1935	12-18	H	W, 43-28
1936	12-16	H	W, 44-19
1937	12-13	H	W, 31-26
1940	12-10	H	L, 30-39
1944	2-19	H	L, 40-62
1944	2-21	H	L, 37-60
1945	1-6	H	W, 44-42
1945	1-24	A	W, 59-44
2001	12-4	H	W, 83-65
2004	11-21	H	W, 83-69
2005	12-17	H	W, 81-62
2008	12-31	H	W, 81-79
2009	12-1	H	W, 66-58
2018	3-14	H	W, 84-76

**LSU at home: LSU leads, 32-7**  
**at UL-Lafayette: LSU leads, 5-3**

## ULM (7-0)

1991	11-22	H	W, 77-76
2000	11-20	H	W, 92-49
2003	11-29	H	W, 96-65
2006	11-19	H	W, 88-57
2009	11-13	H	W, 82-62
2013	12-14	H	W, 61-54
2018	12-28	H	W, 81-69

## UMBC (2-0)

1995	12-30	H	W, 88-67
2019	11-19	H	W, 77-50

## UNC GREENSBORO (1-0)

2018	11-9	H	W, 97-91
------	------	---	----------

## UNC WILMINGTON (5-0)

1980	12-29	H	W, 100-68
1983	1-17	H	W, 70-55
1983	11-28	A	W, 94-59
1984	12-22	H	W, 88-65
2017	12-10	H	W, 97-84

## UNLV (3-3)

1980	12-13	H	W, 87-73
1981	11-28	A	L, 79-83 OT
1987	12-29	A	L, 59-78
1989	2-25	H	W, 88-87
1990	1-28	H	W, 107-105
1991	11-30	A	L, 55-76

**LSU at home: LSU leads, 3-0**  
**at UNLV: UNLV leads, 3-0**

## UTAH (1-4)

2003	12-16	H	W, 65-51
2005	1-3	A	L, 55-69
2009	1-6	A	L, 61-91
2010	1-2	H	L, 59-61
2018	3-19	A	L, 71-95

## UTAH STATE (1-3)

1970	12-30	N	L, 81-97
1972	12-29	A	L, 83-104

1984	12-28	H	W, 103-71
2019	11-22	N	L, 78-80

## VANDERBILT (54-64)

1923	2-27	N	L, 10-36
1926	1-22	H	W, 24-23
1933	1-23	A	L, 34-54
1933	1-24	A	L, 26-52
1935	2-15	H	W, 56-41
1935	2-16	H	W, 40-31
1941	2-27	N	L, 49-63
1947	1-29	N	W, 62-52
1948	1-17	H	W, 56-54
1949	2-19	A	L, 51-61
1949	3-4	N	W, 60-56
1951	1-20	H	L, 61-69
1951	3-3	N	L, 63-75
1952	1-7	A	L, 47-58
1953	1-5	H	W, 74-61
1954	2-15	A	W, 82-69
1955	2-14	H	W, 66-59
1956	2-11	A	L, 68-107
1957	2-9	H	L, 66-78
1958	2-8	A	L, 60-78
1959	2-7	H	L, 57-72
1960	2-6	A	L, 68-80
1961	2-13	H	W, 65-61
1962	2-12	A	L, 67-70
1963	2-8	H	W, 63-56
1964	2-8	A	L, 64-66
1965	2-8	H	L, 85-96
1965	3-8	A	L, 60-106
1966	1-29	A	L, 66-98
1966	2-26	H	L, 84-102
1967	1-30	A	L, 77-79
1967	3-6	A	L, 66-75
1968	1-29	H	L, 91-99
1968	3-4	A	L, 86-115
1969	1-9	A	L, 92-94
1969	2-17	H	L, 83-85
1969	12-11	H	W, 109-86
1970	2-14	A	W, 99-89
1971	2-13	H	L, 75-81
1971	3-4	A	W, 87-85
1972	1-3	H	L, 73-80
1972	2-19	A	L, 83-104
1973	1-2	H	L, 66-71
1973	2-17	A	L, 72-82
1974	1-12	H	W, 84-81
1974	2-11	A	L, 88-91
1975	1-11	A	L, 82-91
1975	2-10	H	L, 74-83
1976	1-31	A	L, 90-103
1976	2-28	H	W, 89-75
1977	1-24	A	L, 67-68
1977	2-21	H	W, 95-74
1978	1-16	A	W, 77-55
1978	2-13	H	W, 80-73
1979	1-8	A	L, 87-88
1979	2-5	H	W, 92-71
1980	1-2	A	L, 66-77
1980	1-30	H	W, 83-81
1981	1-7	H	W, 77-61
1981	2-4	A	W, 86-81
1982	1-6	A	W, 80-73
1982	2-3	H	W, 78-70
1983	1-3	A	L, 65-67
1983	3-3	H	W, 66-53
1984	1-1	H	W, 73-66
1984	3-3	A	L, 68-74
1985	1-19	A	W, 69-68
1985	2-20	H	W, 64-55
1986	1-18	H	W, 84-67
1986	2-20	A	W, 74-68
1986	12-22	H	L, 61-63
1987	1-31	A	L, 65-66
1988	1-6	A	W, 51-39
1988	2-6	H	W, 94-79
1988	3-11	H	W, 87-80
1989	1-18	H	W, 85-84
1989	2-18	A	L, 74-108
1990	1-16	H	W, 101-72
1990	2-18	A	W, 121-108
1991	1-2	H	W, 87-70
1991	2-2	A	L, 59-63
1992	2-15	A	L, 69-76
1993	2-17	H	L, 66-87
1993	3-13	N	W, 72-62
1994	1-15	A	W, 83-81
1995	1-28	H	L, 58-66
2000	3-10	N	W, 71-60
2001	1-10	H	L, 67-71
2002	2-6	A	L, 63-68
2002	3-7	N	W, 69-62
2003	2-12	H	W, 79-60
2004	2-21	A	L, 54-74
2005	3-5	H	W, 81-69

2006	2-22	A	W, 77-66
2006	3-10	N	W, 92-73
2007	1-24	H	L, 53-64
2008	1-19	A	L, 76-92
2009	3-4	H	L, 67-75
2010	2-13	A	L, 69-77
2011	2-26	H	L, 69-90
2011	3-10	N	L, 50-62
2012	2-8	A	L, 61-76
2013	2-6	H	W, 57-56
2014	1-18	H	W, 81-58
2014	3-6	A	W, 57-51
2015	1-24	A	W, 79-75 OT
2016	1-2	A	W, 90-82
2016	12-29	H	L, 87-96
2018	1-20	A	L, 71-77
2019	3-9	H	W, 80-59
2020	2-5	A	L, 90-99

**LSU at home: LSU leads, 32-20**  
**at Vanderbilt: Vandy leads, 38-16**  
**at Neutral Sites: LSU leads, 6-5**

## VCU (0-2)

2016	11-25	N	L, 74-85
2019	11-13	A	L, 82-84

## VILLANOVA (2-3)

1952	12-29	N	W, 100-94
1976	12-28	H	L, 68-76
1990	3-15	N	W, 70-63
1990	11-24	N	L, 91-93
2007	12-6	A	L, 67-68

## VIRGINIA (0-3)

1981	3-30	N	L, 74-78
2011	1-2	A	L, 50-64
2012	1-2	H	L, 52-57

## VIRGINIA TECH (0-1)

1963	12-20	A	L, 64-72
------	-------	---	----------

## VMI (1-0)

1956	12-27	N	W, 88-67
------	-------	---	----------

## WAKE FOREST (1-2)

1981	12-28	N	W, 70-64
2015	12-29	H	L, 71-77
2016	12-22	A	L, 76-110

## WASHINGTON (2-3)

1953	3-18	N	L, 69-88
1983	12-1	H	W, 51-48
1985	11-27	A	W, 70-61
2006	12-20	A	L, 72-88
2007	12-29	H	L, 65-73

## WASHINGTON & LEE (0-1)

1929	3-1	N	L, 22-32
------	-----	---	----------

## WASHINGTON STATE (2-2)

1973	12-1	A	L, 78-80
1977	11-30	H	W, 83-58
2008	12-27	H	W, 64-52
2009	12-22	N	L, 70-72 OT

## WEBER STATE (2-1)

1972	12-30	N	W, 82-80
2001	11-23	N	L, 74-75 OT
2014	11-22	N	W, 72-58

## WEST VIRGINIA (2-1)

2004	11-27	H	L, 69-84
2005	11-26	A	W, 71-68 OT
2014	12-4	A	W, 74-73

## WEST VIRGINIA STATE (1-0)

1986	12-29	N	W, 93-76
------	-------	---	----------

## WESTERN KENTUCKY (3-0)

1987	1-24	H	W, 67-62
2009	11-17	H	W, 71-60
2011	11-18	N	W, 76-57

## WICHITA STATE (1-5)

1981	3-22	N	W, 96-85
1982	2-21	H	L, 65-66
2006	11-25	H	L, 53-57
2007	12-19	A	L, 47-67

2010	12-18	N	L, 69-71
2016	11-23	N	L, 47-82

## WINTHROP (1-0)

1993	12-28	H	W, 100-71
------	-------	---	-----------

## WISCONSIN (0-4)

1953	12-19	H	L, 66-82
1954	12-18	A	L, 68-107
1967	12-15	N	L, 94-96
2000	3-23	N	L, 48-61

## WOFFORD (1-0)

2016	11-12	H	W, 96-69
------	-------	---	----------

## WRIGHT STATE (1-0)

2006	12-27	H	W, 71-45
------	-------	---	----------

## WYOMING (3-0)

1968	12-26	N	W, 84-78
1999	11-27	N	W, 103-86
2001	1-3	H	W, 73-69

## XAVIER (OHIO) (1-3)

1964	12-28	N	L, 87-93
1980	12-22	H	W, 78-62
2009	1-24	H	L, 70-80
2009	12-29		

# Regular Season Tournaments

## **2019 – Jersey Mike's Jamaica Classic Kingston, Jamaica (1-1)**

Nov. 22 – Utah State 80, LSU 78  
Nov. 24 – LSU 96, Rhode Island 83

## **2018 – AdvoCare Invitational Orlando, Florida (1-2)**

Nov. 22 – LSU 67, Charleston 55  
Nov. 23 – Florida State 79, LSU 76 (ot)  
Nov. 25 – Oklahoma State 90, LSU 77

## **2017 – Maui Invitational Maui, Hawaii (1-2)**

Nov. 20 – LSU 77, Michigan 75  
Nov. 21 – Notre Dame 92, LSU 53  
Nov. 25 – Marquette 94, LSU 84

## **2016 – Battle 4 Atlantis Paradise Island, Bahamas (1-2)**

Nov. 23 – Wichita State 82, LSU 47  
Nov. 24 – LSU, 66, Ole Dominion 60  
Nov. 25 – VCU 85, LSU 74

## **2015 – Legends Classic Brooklyn, New York (0-2)**

Nov. 23 – Marquette 81, LSU 80  
Nov. 24 – NC State 83, LSU 72 (OT)

## **2014 – Paradise Jam U.S. Virgin Islands (1-2)**

Nov. 21 – Old Dominion 70, LSU 61  
Nov. 22 – LSU 72, Weber State 58  
Nov. 24 – Clemson 64, LSU 61

## **2013 – Old Spice Classic Orlando, Fla (2-1)**

Nov. 28 – LSU 82, Saint Joseph's 65  
Nov. 29 – Memphis 76, LSU 69  
Dec. 1 – LSU 70, Butler 68 (ot)

## **2011 – Charleston Classic Charleston, S.C. (2-1)**

Nov. 17 – Northwestern 88, LSU 82  
Nov. 18 – LSU 76, Western Kentucky 57  
Nov. 20 – LSU 59, Georgia Tech 50

## **2009 – Pre-Season NIT Baton Rouge, New York City (2-2)**

Nov. 16 – LSU 56, Indiana State 45  
Nov. 17 – LSU 71, Western Kentucky 60  
Nov. 25 – Connecticut 81, LSU 55  
Nov. 27 – Arizona State 71, LSU 52

## **2008 – LSU Invitational Baton Rouge (4-0)**

Nov. 20 – LSU 77, Alcorn State 45  
Nov. 23 – LSU 91, Northwestern State 60  
Nov. 28 – LSU 64, Centenary 58  
Nov. 30 – LSU 92, Troy 57

## **2007 – EA Sports Maui Classic Lahaina, Maui, Hawaii (1-2)**

Nov. 19 – Oklahoma State 83, LSU 77  
Nov. 20 – LSU 82, Chaminade 78  
Nov. 21 – Arizona State 87, LSU 84 (ot)

## **2006 – Hispanic College Funds Classic Baton Rouge, La. (3-0)**

Dec. 27 – LSU 71, Wright State 45  
Dec. 28 – LSU 92, Miss. Valley State 58  
Dec. 29 – LSU 60, Samford 45

## **2005 – Las Vegas Holiday Classic Las Vegas (1-1)**

Dec. 22 – LSU 75, UA-Monticello 48  
Dec. 23 – Cincinnati 75, LSU 72

## **2004 – LSU Louisiana Classic Baton Rouge (2-0)**

Nov. 19 – LSU 83, Tulane 58  
Nov. 21 – LSU 83, Louisiana-Lafayette 69

## **2002 – Hispanic College Funds Classic Baton Rouge (2-0)**

Nov. 22 – LSU 68, Nicholls State 24  
Nov. 24 – LSU 71, South Alabama 62

## **2001 – Hilo Thanksgiving Classic Hilo, Hawaii (2-1)**

Nov. 23 – Weber State 75, LSU 74 (ot)  
Nov. 24 – LSU 64, Hawaii-Hilo 62  
Nov. 25 – LSU 84, Mercer 54

## **1999 – Hawaii Pacific Classic Honolulu, Hawaii (3-0)**

Nov. 26 – LSU 87, Oakland 80  
Nov. 27 – LSU 103, Wyoming 86  
Nov. 28 – LSU 95, Fresno State 85

## **1996 – Maui Classic Lahaina, Maui, Hawaii (1-2)**

Nov. 25 – Kansas 82, LSU 53  
Nov. 26 – LSU 70, Iowa 60  
Nov. 27 – South Carolina 74, LSU 68

## **1995 – Hawaii Tipoff Classic Honolulu, Hawaii (0-2)**

Nov. 24 – Saint Louis 79, LSU 70  
Nov. 26 – Dayton 86, LSU 73

## **1992 – Maui Invitational Lahaina, Maui, Hawaii (1-2)**

Dec. 21 – LSU 72, Stanford 63  
Dec. 22 – Duke 96, LSU 76  
Dec. 23 – Memphis 70, LSU 68

## **1989 – Preseason NIT Baton Rouge (1-1)**

Nov. 15 – LSU 91, Southern Miss 80  
Nov. 17 – Kansas 89, LSU 83

## **1988 – Chaminade Classic Honolulu, Hawaii (3-0)**

Dec. 28 – LSU 101, Morehead State 88  
Dec. 29 – LSU 94, Chaminade 79  
Dec. 30 – LSU 90, Nebraska 87

## **1987 – UNLV/Bud Light Classic Las Vegas, Nev. (0-2)**

Dec. 28 – Northern Iowa 90, LSU 80  
Dec. 29 – UNLV 78, LSU 59

## **1987 – LSU Invitational Baton Rouge (2-0)**

Dec. 4 – LSU 86, Nicholls State 62  
Dec. 5 – LSU 98, Southern 77

## **1986 – LSU Invitational Baton Rouge (1-1)**

Dec. 19 – LSU 77, Hardin-Simmons 71  
Dec. 20 – New Orleans 82, UNO 71

## **1986 – BYU-Hawaii Tournament Honolulu, Hawaii (3-0)**

Dec. 29 – LSU 93, West Virginia State 76  
Dec. 30 – LSU 117, Illinois-Chicago 84  
Dec. 31 – LSU 85, BYU-Hawaii 70

## **1985 – LSU Invitational Baton Rouge (2-0)**

Dec. 20 – LSU 82, Southeastern La. 61  
Dec. 21 – LSU 91, Southern 83

## **1985 – Hawaii BYU Tourney Honolulu, Hawaii (4-0)**

Nov. 30 – LSU 89, BYU-Hawaii 71  
Dec. 1 – LSU 101, Hawaii Pacific 89  
Dec. 2 – LSU 77, Hawaii-Loa 68  
Dec. 3 – LSU 70, Hawaii-Hilo 61

## **1982 – Hawaii Tipoff Tournament Honolulu, Hawaii (2-1)**

Nov. 26 – LSU 75, Chaminade 62  
Nov. 27 – LSU 98, Hawaii Pacific 76  
Nov. 28 – Hawaii 68, LSU 66

## **1981 – Sugar Bowl Classic New Orleans (1-1)**

Dec. 28 – LSU 70, Wake Forest 64  
Dec. 29 – Houston 73, LSU 69

## **1980 – Great Alaskan Shootout Anchorage, Alaska (2-1)**

Nov. 28 – LSU 79, Colgate 61  
Nov. 29 – Arkansas 86, LSU 76  
Nov. 30 – LSU 76, Georgetown 67

## **1975 – Louisiana Classic Baton Rouge (2-0)**

Nov. 28 – LSU 109, CCNY 73  
Nov. 29 – LSU 85, California 68

## **1974 – Carolina Classic Columbia, S.C. (1-1)**

Dec. 20 – LSU 105, Duke 95  
Dec. 21 – South Carolina 77, LSU 64

## **1972 – Big Blue Classic Logan, Utah (1-1)**

Dec. 29 – Utah State 104, LSU 83  
Dec. 30 – LSU 82, Weber State 80

## **1971 – Astro-Bluebonnet Classic Houston, Texas (0-2)**

Dec. 27 – Houston 100, LSU 66  
Dec. 28 – Texas A&M 73, LSU 68

## **1970 – All-College Tournament Oklahoma City, Okla. (2-1)**

Dec. 26 – LSU 91, DePaul 72  
Dec. 28 – LSU 89, Montana State 77  
Dec. 30 – Utah State 97, LSU 81

## **1969 – Rainbow Classic Honolulu, Hawaii (2-1)**

Dec. 27 – LSU 88, SUB PAC 80  
Dec. 29 – LSU 80, St. John's 70  
Dec. 30 – Yale 97, LSU 94

## **1968 – All-College Tournament Oklahoma City, Okla. (3-0)**

Dec. 26 – LSU 84, Wyoming 78  
Dec. 28 – LSU 101, Oklahoma City 85  
Dec. 30 – LSU 94, Duquesne 91

## **1967 – Milwaukee Classic Milwaukee, Wisc. (0-2)**

Dec. 15 – Wisconsin 96, LSU 94  
Dec. 16 – Florida State 130, LSU 100

## **1966 – Poinsettia Classic Greenville, S. C. (0-2)**

Dec. 29 – Clemson 92, LSU 82  
Dec. 30 – Rice 88, LSU 69

## **1965 – Los Angeles Classic Los Angeles, Calif. (0-3)**

Dec. 27 – UCLA 95, LSU 89  
Dec. 29 – St. John's 102, LSU 62  
Dec. 30 – Northwestern 92, LSU 86

## **1964 – All-College Tournament Oklahoma City, Okla. (1-2)**

Dec. 28 – Xavier (Ohio) 93, LSU 87  
Dec. 29 – LSU 79, Rice 63  
Dec. 30 – Creighton 93, LSU 79

## **1964 – Evansville Tournament Evansville, Ind. (1-1)**

Dec. 18 – LSU 88, Denver 82  
Dec. 19 – Evansville 93, LSU 73

## **1963 – Far West Classic Portland, Ore. (1-2)**

Dec. 26 – Oregon State 87, LSU 57  
Dec. 28 – LSU 92, Iowa 81  
Dec. 30 – Seattle 92, LSU 84

## **1963 – VPI Tournament Blacksburg, Va. (0-2)**

Dec. 20 – Va. Tech 72, LSU 64  
Dec. 21 – Maryland 75, LSU 65

## **1962 – Hurricane Classic Miami, Fla. (1-1)**

Dec. 27 – Pittsburgh 96, LSU 73  
Dec. 28 – LSU 55, Cornell 48

## **1961 – Sugar Bowl Classic New Orleans, La. (1-1)**

Dec. 29 – LSU 84, Louisville 70  
Dec. 30 – Miss. State 73, LSU 51

## **1961 – Birmingham Classic Birmingham, Ala. (1-1)**

Dec. 15 – Auburn 67, LSU 50  
Dec. 16 – LSU 72, Alabama 63

# Regular Season Tournaments

## 1960 – Poinsettia Classic

### Greenville, S.C. (0-2)

Dec. – Furman 56, LSU 55 (3ot)

Dec. – BYU 67, LSU 57

## 1959 – Gator Bowl Tournament

### Jacksonville, Fla. (0-2)

Dec. 29 – Georgia 79, LSU 67

Dec. 30 – Jacksonville 72, LSU 63

## 1958 – Gator Bowl Tournament

### Jacksonville, Fla. (2-0)

Dec. 29 – LSU 63, Georgia 60

Dec. 30 – LSU 69, Ole Miss 55

## 1957 – Carousel Invitational

### Charlotte, N. C. (1-2)

Dec. 19 – LSU 80, Lafayette 72

Dec. 20 – Alabama 60, LSU 50

Dec. 21 – Tennessee 63, LSU 62

## 1956 – Louisiana Invitational

### Shreveport, La. (1-2)

Dec. 27 – LSU 88, VMI 67

Dec. 28 – Centenary 83, LSU 75

Dec. 29 – Northwestern State 103, LSU 75

## 1955 – Gator Bowl Tournament

### Jacksonville, Fla. (1-1)

Dec. 28 – Clemson 100, LSU 95

Dec. 29 – LSU 91, Georgia 86

## 1953 – Sugar Bowl Classic

### New Orleans, La. (1-1)

Dec. 28 – LSU 65, Fordham 49

Dec. 29 – Holy Cross 66, LSU 56

## 1952 – Sugar Bowl Classic

### New Orleans, La. (2-0)

Dec. 29 – LSU 100, Villanova 94

Dec. 30 – LSU 70, Saint Louis 67

## 1950 – San Antonio Invitational

### San Antonio, Texas (1-1)

Dec. 22 – Texas 68, LSU 55

Dec. 23 – LSU 64, Alabama 58

## 1947 – Fort Worth Collegiate

### Fort Worth, Texas (2-1)

Dec. 29 – Texas A&M 45, LSU 44

Dec. 30 – LSU 62, Hardin-Simmons 46

Dec. 31 – LSU 52, TCU 46

## RECORD FROM IN-SEASON TOURNAMENT LOCATIONS

All-College Tournament – Oklahoma City	6-3
Battle 4 Atlantis – Paradise Island, Bahamas	1-2
Big Blue Classic – Logan, Utah	1-1
Birmingham Classic – Birmingham, Ala.	1-1
Bluebonnet Classic – Houston, Texas	0-2
BYU-Hawaii events – Honolulu, Hawaii	7-0
Carolina Classic – Columbia, S.C.	1-1
Carousel Invitational – Charlotte, N.C.	1-2
Chaminade Classic – Honolulu, Hawaii	3-0
Charleston Classic – Charleston, S.C.	2-1
Evansville Tournament – Evansville, Ind.	1-1
Far West Classic – Portland, Ore.	1-2
Fort Worth Collegiate – Fort Worth, Texas	2-1
Gator Bowl Invitational – Jacksonville, Fla.	3-3
Great Alaskan Shootout – Fairbanks, Alaska	2-1
Hawaii Pacific Classic – Honolulu, Hawaii	3-0
University of Hawaii events – Honolulu Hawaii	4-4
Hilo Thanksgiving Classic – Hilo, Hawaii	2-1
Hispanic College Funds Classic – Baton Rouge	5-0
Hurricane Classic – Miami	1-1
Jersey Mike's Jersey Classic	1-1
Las Vegas Classic – Las Vegas, Nev.	1-4
Legends Classic - Brooklyn, N. Y.	0-2
Los Angeles Classic – Los Angeles	0-3
Louisiana Invitational – Shreveport	1-2
LSU Invitational/Classic – Baton Rouge	13-1
Maui Classic – Lahaina, Maui	4-8
Milwaukee Classic – Milwaukee	0-2
Old Spice/Advocare Classic – Orlando, Fla.	3-3
Paradise Jam – U.S. Virgin Islands	1-2
Poinsettia Classic – Greenville, S.C.	0-4
Pre-Season NIT – Baton Rouge/NYC	3-4
San Antonio Invitational – San Antonio, Texas	1-1
Sugar Bowl Classic – New Orleans	5-3
VPI Tournament – Blacksburg, Va.	0-2



# LSU In the Postseason

## 22 NCAA Tournament Appearances

**1953 1954 1979 1980 1981 1984 1985  
1986 1987 1988 1989 1990 1991 1992  
1993 2000 2003 2005 2006 2009 2015  
2019**

### 1953 NCAA Tournament

**Coach Harry Rabenhorst • LSU #7**

East Regional - Raleigh, N. C.

March 13 - LSU 89, Lebanon Valley 76 (Regional Semifinals)

March 14 - LSU 81, Holy Cross 73 (Regional Finals)

Final Four - Kansas City, Mo.

March 17 - #1 Indiana 80, LSU 67 (National Semifinals)

March 18 - #4 Washington 88, LSU 69 (National 3rd Place Game)

### 1954 NCAA Tournament

**Coach Harry Rabenhorst • LSU #8**

East Regional - Iowa City, Iowa

March 12 - Penn State 78, LSU 70 (Regional Semifinals)

March 13 - #2 Indiana 73, LSU 62 (Regional Third Place Game)

### 1979 NCAA Tournament

**Coach Dale Brown • LSU #9/#7**

Midwest Regional - Bloomington, Ind.

March 10 - LSU 71, Appalachian State 57 (Second Round)

Midwest Regional - Indianapolis, Ind.

March 16 - #3 Michigan State 87, LSU 71 (Regional Semifinals)

### 1980 NCAA Tournament

**Coach Dale Brown • LSU #3**

Midwest Regional - Denton, Texas

March 9 - LSU 98, Alcorn State 88 (Second Round)

Midwest Regional - Houston, Texas

March 14 - LSU 68, #16 Missouri 63 (Regional Semifinals)

March 16 - Louisville 86, #3 LSU 66 (Regional Finals)

### 1981 NCAA Tournament

**Coach Dale Brown • LSU #4**

Midwest Regional - Austin, Texas

March 14 - LSU 100, Lamar 78 (Second Round)

Midwest Regional - New Orleans, La.

March 20 - LSU 72, #20 Arkansas 56 (Regional Semifinals)

March 22 - LSU 96, Wichita State 85 (Regional Finals)

NCAA Final Four - Philadelphia, Pa.

March 28 - #9 Indiana 67, LSU 49 (National Semifinals)

March 30 - #5 Virginia 78, LSU 74 (National Third Place Game)

### 1984 NCAA Tournament

**Coach Dale Brown • LSU NR**

West Regional - Salt Lake City, Utah

March 15 - Dayton 74, LSU 66 (First Round)

### 1985 NCAA Tournament

**Coach Dale Brown • LSU #20**

Southeast Regional - Dayton, Ohio

March 15 - Navy 78, LSU 55 (First Round)

### 1986 NCAA Tournament

**Coach Dale Brown • LSU NR**

Southeast Regional - Baton Rouge, La.

March 13 - LSU 94, Purdue 87 (2 ot) (First Round)

March 15 - LSU 83, #12 Memphis State 81 (Second Round)

Southeast Regional - Atlanta, Ga.

March 20 - LSU 70, #6 Georgia Tech 64 (Regional Semifinals)

March 22 - LSU 59, #3 Kentucky 57 (Regional Finals)

NCAA Final Four - Dallas, Texas

March 29 - #7 Louisville 88, LSU 77 (National Semifinals)

### 1987 NCAA Tournament

**Coach Dale Brown • LSU NR**

Midwest Regional - Chicago, Ill.

March 13 - LSU 85, Georgia Tech 79 (First Round)

March 15 - LSU 72, #8 Temple 62 (Second Round)

Midwest Regional - Cincinnati, Ohio

March 20 - LSU 63, #5 DePaul 58 (Regional Semifinals)

March 22 - #3 Indiana 77, LSU 76 (Regional Finals)

### 1988 NCAA Tournament

**Coach Dale Brown • LSU NR**

East Regional - Hartford, Conn.

March 18 - Georgetown 66, LSU 63 (First Round)

### 1989 NCAA Tournament

**Coach Dale Brown • LSU NR**

West Regional - Tucson, Ariz.

March 17 - Texas-El Paso 85, LSU 74 (First Round)

### 1990 NCAA Tournament

**Coach Dale Brown • LSU #19**

Southeast Regional - Knoxville, Tenn.

March 15 - LSU 70, Villanova 63 (First Round)

March 17 - Georgia Tech 94, LSU 91 (Second Round)

### 1991 NCAA Tournament

**Coach Dale Brown • LSU #22**

Midwest Regional - Minneapolis, Minn.

March 14 - Connecticut 79, LSU 62 (First Round)

### 1992 NCAA Tournament

**Coach Dale Brown • LSU #25**

West Regional - Boise, Idaho

March 19 - LSU 94, Brigham Young 83 (First Round)

March 21 - #5 Indiana 89, LSU 79 (Second Round)

### 1993 NCAA Tournament

**Coach Dale Brown • LSU NR**

Midwest Regional - Chicago, Ill.

March 18 - California 66, LSU 64 (First Round)

### 2000 NCAA Tournament

**Coach John Brady • LSU #10**

West Regional - Salt Lake City

March 16 - LSU 64, SE Missouri St. 61

March 18 - LSU 72, #15 Texas 67

West Regional - Albuquerque, N.M.

March 23 - Wisconsin 61, LSU 48

### 2003 NCAA Tournament

**Coach John Brady • LSU NR**

First Round - Birmingham, Ala.

March 21 - Purdue 80, LSU 56

# LSU In the Postseason

## 2005 NCAA Tournament

**Coach John Brady • LSU NR**

First Round - Boise, Idaho  
March 17 - UAB 82, LSU 68

## 2006 NCAA Tournament

**Coach John Brady • LSU #19**

First and Second Round - Jacksonville, Fla.  
March 16 - LSU 80, Iona 64  
March 18 - LSU 58, Texas A&M 57  
Regional Round - Atlanta, Ga.  
March 23 - LSU 62, #1 Duke 54  
March 25 - LSU 70, #9 Texas 60 (ot)  
NCAA Final Four - Indianapolis, Ind.  
April 1 - #17 UCLA 59, LSU 45

## 2009 NCAA Tournament

**Coach Trent Johnson • LSU #21**

First and Second Round -- Greensboro, N. C.  
March 19 - LSU 75, Butler 71  
March 21 - North Carolina 84, LSU 70

## 2015 NCAA Tournament

**Coach Johnny Jones • LSU NR**

Second Round -- Pittsburgh, Pa.  
March 19 - NC State 66, LSU 65

## 2019 NCAA Tournament

**Coach Will Wade/Interim Coach Tony Benford • LSU #12**

First Round -- Jacksonville, Florida  
March 21 - LSU 79, Yale 74  
March 23 -- LSU 69, Maryland 67  
Regional Round -- Washington, D. C.  
March 29 -- Michigan State 80, LSU 63

## 8 NIT Appearances

**1970 1982 1983 2002 2004 2012 2014 2018**

**1970**

**National Invitation Tournament  
Coach Press Maravich • LSU NR**

Madison Square Garden -- New York, New York  
March 15 - LSU 83, Georgetown 82 (First Round)  
March 17 - LSU 97, Oklahoma 94 (Quarterfinals)  
March 19 - #8 Marquette 101, LSU 79 (Semifinals)  
March 21 - Army 75, LSU 68 (Third Place Game)

**1982**

**National Invitation Tournament  
Coach Dale Brown • LSU NR**

First Round -- Baton Rouge, La.  
March 12 -- Tulane 83, LSU 72

**1983**

**National Invitation Tournament  
Coach Dale Brown • LSU NR**

First Round -- Baton Rouge, La.  
March 16 -- New Orleans 99, LSU 94 (ot)

**2002**

**National Invitation Tournament  
Coach John Brady • LSU NR**

First Round -- Iowa City, Iowa  
March 13 - LSU 63, Iowa 61  
Second Round -- Baton Rouge, La.  
March 19 - Ball State 75, LSU 65

**2004**

**National Invitation Tournament  
Coach John Brady • LSU NR**

First Round -- Norman, Okla.  
March 17 -- Oklahoma 70, LSU 61

**2012**

**National Invitation Tournament  
Coach Trent Johnson • LSU NR**

First Round -- Eugene, Ore.  
March 18 -- Oregon 96, LSU 76

**2014**

**National Invitation Tournament  
Coach Johnny Jones • LSU NR**

First Round -- San Francisco, Calif.  
March 19 - LSU 71, San Francisco 63  
Second Round -- Dallas, Texas  
March 24 -- SMU 80, LSU 67

**2018**

**National Invitation Tournament  
Coach Will Wade • LSU NR**

First Round -- Baton Rouge, La.  
March 14 -- LSU 84, UL-Lafayette 76  
Second Round -- Salt Lake City, Utah  
March 19 -- Utah 95, LSU 71



## LSU's First NCAA Final Four Heroes

One of the most recent reunions of NCAA Final Four teams at LSU brought back the group that will always be known as the first -- the 1953 LSU Tigers, who were back in 2013 for a reminder to LSU fans about their magical journey to college basketball's pinnacle now 60-plus years ago.

Eight members of the team returned to campus and were honored with a Tipoff Club function prior to a hero's welcome on the floor of the Maravich Center.

Kenny Bridges, Ned Clark, Bob Freshley, Don Loughmiller, Benny McArdle, Bob Pettit, Charlie Roberts and Don Sebastien were back.

The 1953 team coached by Harry Rabenhorst won the Southeastern

Conference that year and advanced to the national semifinals. It wasn't known as "The Final Four" yet, just the semifinal game of a national tournament. But the memories are still there of a magical time for these players.

Pettit would go on to legendary status at LSU and the NBA and he would have his number retired by LSU. But the 1953 season for the LSU Tigers was the story of a team that had a cast of players who could all contribute.

Their return visit in 2013, 20 years from the last time they were all together for an LSU basketball weekend, gave us a look back at a magical journey in the 1950s era of LSU and college basketball.

# LSU In the Postseason

## 1953 NCAA Final Four Tigers

**1953 — 22-3, SEC CHAMPIONS**

Coach Harry Rabenhorst  
Assistant Coach Don Chaney  
Manager Fred Poerschke  
Don Belcher  
P. Brayman  
Kenny Bridges

Ned Clark  
Bob Freshley  
Leslie Jones  
Bill Lee  
Don Loughmiller  
Norman Magee

Darrell McArdle  
James McNeilly  
Bob Pettit  
Charley Roberts  
Darrell Schultz

## 1981 NCAA Final Four Tigers

**31-5 SEC CHAMPIONS**

Coach Dale Brown  
Associate Coach Ron Abernathy  
Assistant Coach Rick Huckabay  
Assistant Coach Jordy Hultberg  
Trainer Dr. Martin Broussard  
Manager Stan Harris  
Mark Alcorn

J. Brian Bergeron  
Tyrone Black  
Howard Carter  
Andy Campbell  
Greg Cook  
Joe Costello  
Matt England

Johnny Jones  
Brian Kistler  
Durand Macklin  
Ethan Martin  
Leonard Mitchell  
Willie Sims  
John Tudor

## 1986 NCAA Final Four Tigers

**26-12**

Coach Dale Brown  
Associate Coach Ron Abernathy  
Assistant Coach Bo Bahnsen  
Assistant Coach Johnny Jones  
Ricky Blanton  
Oliver Brown

Neboisha Bukumirovich  
Ocie Conley  
Zoran Jovanovich  
Don Redden  
Derrick Taylor  
Jose Vargas

John Williams  
Anthony Wilson  
Edwin Wilson  
Bernard Woodside

## 2006 NCAA Final Four Tigers

**27-9 SEC CHAMPIONS**

Coach John Brady  
Associate Head Coach Butch Pierre  
Assistant Coach Nikita Johnson  
Assistant Coach John Treloar  
Administrative Assist. Scott Soprych  
Trainer Shawn Eddy  
Strength Coach Jeff Dillman

Manager Chris Heine  
Manager Jason Reed  
Manager Louis Ruffino  
Glen Davis  
Alex Farrer  
David Fleshman  
Chris Johnson  
Darnell Lazare

Dameon Mason  
Tack Minor  
Darrel Mitchell  
Tasmin Mitchell  
Magnum Rolle  
Garrett Temple  
Tyus Thomas  
Ben Voogd

## LSU Players Who Have Participated in Three or More NCAA Tournaments

### FOUR

Ricky Blanton	1985-86-88-89
Oliver Brown	1984-85-86-87
Neboisha Bukumirovich	1985-86-87-88
Geert Hammink	1989-91-92-93
Vernel Singleton	1989-90-91-92
Jose Vargas	1985-86-87-88
Anthony Wilson	1984-85-86-87
Bernard Woodside	1985-86-87-88

### THREE

Harold Boudreaux	1990-91-92
Brian Bergeron	1979-80-81
Andy Campbell	1979-80-81
Greg Cook	1979-80-81
Mike Hansen	1991-92-93
Rich Krajewski	1989-90-91
Ethan Martin	1979-80-81
Darrel Mitchell	2003-05-06
Shaquille O'Neal	1990-91-92
Wayne Sims	1989-90-91
Willie Sims	1979-80-81
Derrick Taylor	1984-85-86
Maurice Williamson	1990-92-93
Nikita Wilson	1984-85-87

# LSU In the Postseason

## SEC Final Four Appearances

	APPEARANCES	COACHES
Kentucky	17	Adolph Rupp (6), John Calipari (4), Joe Hall (3), Rick Pitino (3), Tubby Smith (1), Lon Kruger (1), Billy Donovan (4)
<b>LSU</b>	<b>4</b>	<b>Dale Brown (2), Harry Rabenhorst (1), John Brady (1)</b>
Arkansas	2	Nolan Richardson (2)
Auburn	1	Bruce Pearl (1)
Georgia	1	Hugh Durham (1)
Miss. State	1	Richard Williams (1)

## SEC in NCAA

	SWEET 16	ELITE 8	FF	NCAA TITLES
Alabama	7	1	0	0
Arkansas	14	8	6	1
Auburn	5	2	1	0
Florida	9	8	5	2
Georgia	2	1	1	0
Kentucky	46	35	17	8
<b>LSU</b>	<b>10</b>	<b>6</b>	<b>4</b>	<b>0</b>
Ole Miss	1	0	0	0
Miss. State	3	1	1	0
South Carolina	3	0	0	0
Tennessee	8	1	0	0
Texas A&M	2	0	0	0
Vanderbilt	6	1	0	0

## LSU vs. All NCAA/NIT Opponents LSU Record at

TEAM	W-L	LAST PLAYED	TEAM	W-L	LAST PLAYED
UAB	0-1	2005	Michigan St.	0-2	2019
Alcorn State	1-0	1980	Missouri	1-0	1980
Appalachian St.	1-0	1979	Navy	0-1	1985
Arkansas	1-0	1981	NC State	0-1	2015
Army	0-1	1970	New Orleans	0-1	1983
Ball State	0-1	2002	North Carolina	0-1	2009
Batpn Rouge	1-0	2018	Oklahoma	1-1	2004
BYU	1-0	1992	Penn State	0-1	1954
Butler	1-0	2009	Purdue	1-1	2003
California	0-1	1993	San Francisco	0-1	2014
Connecticut	0-1	1991	SE Mo. State	1-0	2000
Dayton	0-1	1984	SMU	0-1	2014
DePaul	1-0	1987	Temple	1-0	1987
Duke	1-0	2006	Texas	2-0	2006
Georgetown	1-0	1970	Texas A&M	1-0	2006
Georgia Tech	2-1	1990	Tulane	0-1	1982
Holy Cross	1-0	1953	UCLA	0-1	2006
Indiana	0-5	1992	UL-Lafayette	1-0	2018
Iona	1-0	2006	UTEP	0-1	1989
Iowa	1-0	2002	Utah	0-1	2018
Kentucky	1-0	1986	Villanova	1-0	1990
Lamar	1-0	1981	Virginia	0-1	1981
Lebanon Valley	1-0	1953	Washington	0-1	1953
Louisville	0-2	1986	Wichita State	1-0	1981
Marquette	0-1	1970	Wisconsin	0-1	2000
Maryland	1-0	2019	Yale	1-0	2019
Memphis	1-1	1986			

## NCAA/NIT Sites

CITY	RECORD	LAST PLAYED	CITY	RECORD	LAST PLAYED
Albuquerque, N. M.	0-1	2000	Indianapolis, Ind.	0-2	2006
Atlanta, Ga.	4-0	2006	Iowa City, Iowa	1-2	2002
Austin, Texas	1-0	1981	Jacksonville, Fla.	4-0	2019
Baton Rouge, La.	3-3	2018	Kansas City, Mo.	0-2	1953
Birmingham, Ala.	0-1	2003	Knoxville, Tenn.	1-1	1990
Boise, Id.	1-2	2005	Minneapolis, Minn.	0-1	1991
Chicago, Ill.	2-1	1993	New Orleans, La.	2-0	1981
Cincinnati, Ohio	1-1	1987	New York, N.Y.	2-2	1970
Dallas, Texas	0-2	2014	Norman, Okla.	0-1	2004
Dayton, Ohio	0-1	1985	Philadelphia, Pa.	0-2	1981
Denton, Texas	1-0	1980	Pittsburgh, Pa.	0-1	2015
Eugene, Ore.	0-1	2012	Raleigh, N.C.	2-0	1953
Greensboro, N. C.	1-1	2009	San Francisco	1-0	2014
Hartford, Conn.	0-1	1988	Salt Lake City	2-2	2018
Houston, Texas	1-1	1980	Tucson, Ariz.	0-1	1989
			Washington, D.C.	0-1	2019

## SEC IN POSTSEASON TOURNAMENTS

### NCAA Tournament

SCHOOL	APP.	W - L	PCT.
Kentucky	59	131-53	.712
Arkansas	32	42-32	.567
Missouri	27	22-27	.449
Florida	22	46-20	.697
Tennessee	22	22-23	.489
<b>LSU</b>	<b>22</b>	<b>27-25</b>	<b>.519</b>
Alabama	21	21-20	.512
Vanderbilt	15	10-16	.385
Texas A&M	14	13-15	.464
Georgia	12	7-12	.368
Miss. State	11	11-11	.500
Auburn	10	17-10	.630
South Carolina	9	8-10	.444
Ole Miss	9	5-9	.357

### National Invitation Tournament

SCHOOL	APP.	W - L	PCT.
Alabama	16	24-19	.575
Tennessee	13	13-13	.500
Ole Miss	12	15-12	.555
Vanderbilt	12	20-11	.642
South Carolina	11	22-9	.687
Florida	10	13-12	.520
Kentucky	9	17-9	.650
Miss. State	9	10-9	.526
<b>LSU</b>	<b>8</b>	<b>5-9</b>	<b>.357</b>
Missouri	8	2-8	.200
Texas A&M	7	7-7	.500
Auburn	6	4-6	.400
Arkansas	4	6-5	.571

## LSU Coaches Post-Season Appearances

	TOTAL	NCAA	NIT
Dale Brown	15	13	2
John Brady	6	4	2
Will Wade	2	1	1
Johnny Jones	2	1	1
Harry Rabenhorst	2	2	0
Trent Johnson	2	1	1
Press Maravich	1	0	1



# Record vs. Conferences

## Southeastern Conference

**Record vs. SEC: 737-755**

Alabama	74-109
Arkansas	32-37
Auburn	88-70
Florida	66-48
Georgia	67-46
Kentucky	27-89
Ole Miss	124-88
Mississippi State	112-102
Missouri	8-2
South Carolina	17-18
Tennessee	48-65
Texas A&M	24-18
Vanderbilt	55-62

## America Athletic Conference

**LSU Record vs. AE: 143-112**

Cincinnati	0-1
Connecticut	1-3
Houston	8-12
Memphis	4-4
SMU	2-3
Temple	2-0
Tulane	124-84
Tulsa	1-1
Wichita State	1-5

## America East Conference

**LSU Record vs. AE: 3-0**

Maine	1-0
UMBC	2-0

## Atlantic 10 Conference

**LSU Record vs. Atlantic 10: 7-10**

Dayton	0-2
Duquesne	1-0
Fordham	1-0
George Mason	1-0
Massachusetts	1-1
Rhode Island	1-1
Saint Joseph's (Pa.)	1-1
Saint Louis	1-3
VCU	0-2

## Atlantic Coast Conference

**LSU Record vs. ACC: 37-58**

Clemson	3-3
Duke	2-5
Florida State	3-3
Georgia Tech	21-14
Louisville	1-8
Miami (Fla.)	1-3
North Carolina	2-10
NC State	0-2
Notre Dame	1-1
Pittsburgh	2-2
Syracuse	0-1
Virginia	0-3
Virginia Tech	0-1
Wake Forest	1-2

## Atlantic Sun Conference

**LSU Record vs. AS: 5-1**

Kennesaw State	1-0
Jacksonville	0-1
Liberty	1-0
North Florida	3-0

## Big 12 Conference

**LSU Record vs. Big 12: 39-31**

Baylor	3-4
Kansas	1-3
Oklahoma	3-2
Oklahoma State	2-3
Texas	20-11
TCU	3-1
Texas Tech	3-4
West Virginia	4-3

## Big East Conference

**LSU Record vs. Big East: 15-17**

Butler	2-0
Creighton	0-1
DePaul	3-3
Georgetown	4-2
Marquette	1-4
St. John's	1-2
Seton Hall	1-0
Villanova	2-2
Xavier	1-3

## Big Sky Conference

**LSU Record vs. Big Sky: 9-0**

Montana State	4-0
Northern Arizona	2-0
Weber State	3-0

## Big South Conference

**LSU Record vs. Big South: 5-3**

Campbell	2-0
Coastal Carolina	0-2
Gardner-Webb	2-0
Radford	0-1
Winthrop	1-0

## Big Ten Conference

**LSU Record vs. Big 10: 11-24**

Illinois	0-2
Indiana	0-5
Iowa	2-1
Maryland	3-2
Michigan	1-2
Michigan State	0-2
Nebraska	1-0
Northwestern	1-3
Ohio State	1-1
Penn State	0-1
Purdue	1-1
Rutgers	1-0
Wisconsin	0-4

## Big West Conference

**LSU Record vs. Big West: 5-2**

Cal State Fullerton	1-0
UC-Irvine	2-0
UC Santa Barbara	1-0
Hawaii	0-1
Pacific	1-1

## Colonial Athletic Association

**LSU Record vs. Colonial: 10-1**

Charleston	3-1
Delaware	1-0
UNCW	5-0
Towson	1-0

## Conference USA

**LSU Record vs. C-USA: 46-31**

Louisiana Tech	11-1
Middle Tennessee	1-0
North Texas	1-1
Old Dominion	1-1
Rice	17-25
Southern Miss	7-1
UAB	3-1
UTEP	2-1
Western Kentucky	3-0

## Horizon League

**LSU Record vs. Horizon: 4-0**

Cleveland State	1-0
Illinois-Chicago	1-0
Oakland	1-0
Wright State	1-0

## Ivy Group

**LSU Record vs. Ivy: 4-1**

Cornell	3-0
Yale	1-1

## Metro Atlantic Conference

**LSU Record vs. Metro Atl.: 8-3**

Canisius	0-2
Iona	3-1
Marist	2-0
Niagara	1-0
St. Peter's	2-0

## Mid-American Conference

**LSU Record vs. Mid-America: 2-1**

Ball State	0-1
Bowling Green	1-0
Central Michigan	1-0

## Mid-Eastern Athletic Conference

**LSU Record vs. MEAC: 6-2**

Coppin State	0-1
Delaware State	1-0
Howard	1-0
Norfolk State	1-0
North Carolina A&T	1-1
North Carolina Central	1-0
Savannah State	1-0

## Missouri Valley Conference

**LSU Record vs. MVC: 4-3**

Drake	1-0
Evansville	0-1
Loyola (Ill.)	2-0
Missouri State	1-0
Northern Iowa	0-2

## Mountain West Conference

**LSU Record vs. MW: 10-10**

Boise State	1-1
Fresno State	1-2
Nevada	1-1
UNLV	3-3
Utah State	1-3
Wyoming	3-0

## Northeast Conference

**LSU Record vs. Northeast: 5-1**

Central Connecticut State	1-0
Farleigh Dickinson	1-0
Long Island	0-1
Robert Morris	1-0
St. Francis (N.Y.)	1-0
St. Francis (Pa.)	1-0

## Ohio Valley Conference

**LSU Record vs. OVC: 9-0**

Belmont	1-0
Morehead State	1-0
Southeast Missouri State	1-0
Tennessee-Martin	5-0
Tennessee State	1-0

## Pacific 12 Conference

**LSU Record vs. Pac-12: 18-32**

Arizona	3-3
Arizona State	0-1
California	2-1
Oregon	0-1
Oregon State	5-1
Southern California	1-7
Stanford	2-2
UCLA	0-7
Utah	1-4
Washington	2-3
Washington State	2-2

## Patriot League

**LSU Record vs. Patriot: 9-3**

American	1-0
Army	1-1
Boston University	2-0
Colgate	2-0
Holy Cross	1-1
Lafayette	2-0
Navy	0-1

## Southern Conference

**LSU Record vs. Southern: 12-3**

Chattanooga	1-0
ETSU	0-1
Furman	1-1
Mercer	3-0
Samford	4-1
UNCG	1-0
VMI	1-0
Wofford	1-0

## Southland Conference

**LSU Record vs. Southland: 94-14**

Houston Baptist	1-0
Incarnate Word	1-0
Lamar	3-1
McNeese State	24-0
New Orleans	12-4
Nicholls State	18-1
Northwestern State	19-6
Sam Houston State	3-0
Southeastern Louisiana	12-1
Stephen F. Austin	0-1
Texas A&M Corpus Christi	1-0

## Southwestern Athletic Conference

**LSU Record vs. SWAC: 25-1**

Alcorn State	3-0
Grambling State	4-0
Jackson State	3-1
Mississippi Valley State	2-0
Prairie View	3-0
Southern	8-0
Texas Southern	2-0

## Summit League

**LSU Record vs. Summit: 5-2**

Oral Roberts	5-2
--------------	-----

## Sun Belt Conference

**LSU Record vs. Sun Belt: 54-13**

Appalachian State	1-0
Arkansas State	2-1
Georgia State	1-0
Louisiana-Lafayette	37-10
Louisiana-Monroe	6-0
South Alabama	3-1
Troy	4-1

## West Coast Conference

**LSU Record vs. WCC: 6-1**

BYU	1-1
Loyola Marymount	2-0
Saint Mary's	1-0
Santa Clara	1-0
Pacific	1-1

## Western Athletic Conference

**LSU Record in WAC: 4-0**

San Francisco	1-0
Texas-Pan American	3-0

# Team W-L Record By State

Here is LSU's record combined against teams and the number of schools played by state entering the 2020-21 season:

Alabama -- 8 schools -- 195-221 (.469)

Arizona -- 3 schools -- 5-5 (.500)

Arkansas -- 3 schools -- 36-38 (.486)

California -- 15 schools -- 18-20 (.474)

Colorado -- 1 school -- 1-0 (1.000)

Connecticut -- 3 schools -- 2-4 (.500)

Delaware -- 2 schools -- 2-0 (1.000)

District of Columbia -- 3 schools -- 6-2 (.750)

Florida -- 7 schools -- 75-56 (.572)

Georgia -- 6 schools -- 93-61 (.604)

Hawaii -- 6 schools -- 10-1 (.909)

Idaho -- 1 school -- 1-1 (.500)

Illinois -- 6 schools -- 8-8 (.500)

Indiana -- 6 schools -- 5-8 (.385)

Iowa -- 3 schools -- 3-3 (.500)

Kansas -- 2 schools -- 2-8 (.200)

Kentucky -- 5 schools -- 33-97 (.254)

Louisiana -- 16 schools -- 358-129 (.735)

Maine -- 1 school -- 1-0 (1.000)

Maryland -- 5 schools -- 6-4 (.600)

Massachusetts -- 2 schools -- 3-1 (.750)

Michigan -- 4 schools -- 3-4 (.428)

Mississippi -- 8 schools -- 264-193 (.578)

Missouri -- 4 schools -- 10-6 (.625)

Montana -- 1 schools -- 4-0 (1.000)

Nebraska -- 2 schools -- 1-1 (.500)

Nevada -- 2 schools -- 4-4 (.500)

New Jersey -- 4 schools -- 5-0 (1.000)

New York -- 12 schools -- 13-8 (.619)

North Carolina -- 12 schools -- 20-20 (.500)

Ohio -- 7 schools -- 5-7 (.417)

Oklahoma -- 5 schools -- 12-9 (.571)

Oregon -- 3 schools -- 6-4 (.600)

Pennsylvania -- 9 schools -- 14-7 (.667)

Rhode Island -- 1 school -- 1-1 (.500)

South Carolina -- 7 schools -- 26-25 (.510)

Tennessee -- 14 schools -- 139-146 (.488)

Texas -- 18 schools -- 93-66 (.585)

Utah -- 4 schools -- 5-9 (.357)

Virginia -- 10 schools -- 5-9 (.357)

Washington -- 3 schools -- 4-6 (.400)

West Virginia -- 2 schools -- 3-1 (.750)

Wisconsin -- 2 schools -- 1-8 (.111)

Wyoming -- 1 school -- 0-3 (.000)

# LSU In The Polls

## LSU in the Media Associated Press Poll

YEAR	PS	1	2	3	4	5	6	7	8	9	10	11	12	13	14	15	16	17	18	19	DATES
1952-53		10	8	17	11	14	14	11	10	8	6	6	5	7	5F						Dec. 16-March 24
1953-54		10	5	14	18		16	12	14	17	17	13	12	7	8	14F					Dec. 8-March 23
1969-70			15																		Dec. 9-March 10
1970-71					18																Dec. 8-March 16
1978-79	14	11	12	11	10	7	7	5	9	9	9	8	6	5	8	9	7F				Nov. 28-March 13
1979-80	7	6	6	7	5	4	6	14	11	10	7	6	5	5	3F						Dec. 4-March 4
1980-81	12	15	11	10	10	10	9	6	5	4	4	4	4	2	3	4F					Dec. 2-March 10
1981-82	17																				Dec. 1-March 9
1983-84	11	12	9	10	11	9	9	11	15	10	14	20	T17								Nov. 29-March 13
1984-85	14	16	13	19	19	18	14									19	20F				Nov. 27-March 12
1985-86	14	12	11	11	9	9	8	8	14	14	17										Nov. 26-March 11
1988-89													19		20						Nov. 22-March 14
1989-90	2	9	9	9	8	9	11	14	13	16	14	11	9	12	15	16	19F				Nov. 27-March 13
1990-91	14	20	18	12	10	15	14	20	20	16	14	19	20	19	18	16	22F				Nov. 27-March 12
1991-92	6	9	16	25								22	20			23	23	25F			Nov. 25-March 16
1993-94					25																Nov. 22-March 14
1999-00									21	24			22	25	16	15	12	10	10F		Nov. 16-March 14
2002-03								24	21		23										Nov. 19-March 18
2003-04															24						Nov. 25-March 16
2005-06					25								24		25	24	21	18	19F		Nov. 15-March 14
2006-07	5	7	6	10	9	12	12	17	14	13	16	21									Nov. 14-March 13
2008-09															23	18	12	20	21F		Nov. 10-March 16
2015-16	21	23	22																		Nov. 16-March 14
2018-19	23	22	10									25	19	21	19	13	13	10	9	12F	Nov. 12-March 18
2019-20	22	NP	23											22	18	25					Oct. 21-March 12

## LSU in the Coaches Poll (UPI, USA TODAY)

YEAR	PS	1	2	3	4	5	6	7	8	9	10	11	12	13	14	15	16	17	18	19	20	DATES**
1952-53		15	13	13	20	10	11	11	12	10	10	8	7	6	5F							Dec. 9-Final
1953-54		7	5	12	13	12	12	10	12	11	12	9	8	9	8F							Dec. 15-March 9
1969-70			17																			Dec. 9-Final
1970-71				18																		Dec. 8-Final
1978-79	17	10	10	8	6	5	8	10	12	7	5	5	8	9F								Dec. 12-Final
1979-80	8	5	7	6	6	6	6	17	11	10	76	6	6	2F								Dec. 4-Final
1980-81	13	11	12	12	11	10	6	5	4	4	4	4	4	3	4F							Dec. 9-March 10
1981-82	18																					Dec. 8-March 9
1983-84		9	13	13	9	14	17	18	14	16												Dec. 6-March 13
1984-85		14	11	10	10	10	15	19						20	19	19F						Nov. 27-March 12
1985-86	9	11	12	11	8	9	7	14	13	17												Dec. 3-March 11
1988-89												20										Nov. 29-March 14
1989-90	3	7	8	9	8	12	11	13	12	13	13	12	9	13	15							Nov. 27-March 6
1990-91	13	23	17	12	11	13	12	19	17	14	14	22	25	18	17	18	21F					Nov. 27-March 12
1991-92	6	12	13	23	25						23	20	19	24		23	23					Nov. 25-March 16
1993-94					25																	Nov. 22-Final
1999-00											25	24	21	17	18	3F						Nov. 23-Final
2002-03								25														Nov. 19-Final
2005-06				25									25	24	21	17	18	3F				Nov. 22-Final
2006-07	7	7	6	12	11	15	15	19	19	18	19	22										Nov. 14-Final
2008-09														24	18	11	16	20	19F			Nov. 17-Final
2015-16	19	19	17																			Nov. 16-Final
2018-19			21									19	22	21	15	14	10	9	12	15F		Nov. 19-Final
2019-20	24													24	18							Oct. 24-March 16

\*\*Dates listed as final means coaches poll conducted an end of season poll after NCAA Tournament.

# LSU In The Polls

## Wins Against Teams Ranked Top Five in AP Poll

### No.1

LSU 95, No. 1 Kentucky 94 (ot) -  
Baton Rouge - Feb. 11, 1978

---

LSU 66, No. 1 Arizona 65 -  
Baton Rouge - Dec. 21, 2002

---

No. 19 LSU 62, No. 1 Duke 54 -  
Atlanta, Ga. - March 23, 2006

### No.2

LSU 82, No. 2 Georgetown 80 -  
New Orleans - Jan. 28, 1989

---

No. 18 LSU 92, No. 2 Arizona 82 -  
Baton Rouge - Dec. 8, 1990

### No.3

No. 6 LSU 81, No. 3 Kentucky 67 -  
Baton Rouge - Jan. 19, 1981

---

LSU 59, No. 3 Kentucky 67 -  
Baton Rouge - Jan. 19, 1981

---

LSU 66, No. 3 Florida 56 -  
Baton Rouge - Feb. 24, 2006

### No. 5

No. 10 LSU 68, No. 5, Kansas 63 -  
Baton Rouge, Dec. 12, 1953

---

No. 11 LSU 65, No. 5 Kentucky 60 -  
Lexington, Kentucky - Jan. 28, 1980

---

LSU 63, No. 5 Depaul 58 -  
Cincinnati, Ohio - March 20, 1987

---

No. 16 LSU 107, No. 5 UNLV 105 -  
Baton Rouge, Louisiana - Jan. 28, 1990

---

LSU 72, No. 5 Vanderbilt 62 -  
Lexington, Kentucky - March 4, 1995

---

LSU 86, No. 5 Arizona 60 -  
Baton Rouge, Louisiana - Jan. 29, 2000

---

LSU 73, No. 5 Kentucky 71 -  
Lexington, Kentucky - Feb. 12, 2019

---

LSU 82, No. 5 Tennessee 80 -  
Baton Rouge, Louisiana - Feb. 23, 2019

## LSU's Record as a Ranked Team in AP Poll

RK	W	L	PCT.
1			
2	2	2	.500
3	3	2	.600
4	13	4	.765
5	14	4	.778
6	12	2	.857
7	14	4	.778
8	10	6	.625
9	21	7	.750
10	22	6	.786
11	23	2	.920
12	18	6	.750
13	9	4	.692
14	23	8	.742
15	9	2	.818
16	10	6	.625
17	9	5	.643
18	8	5	.615
19	17	7	.708
20	9	5	.643
21	8	5	.615
22	7	5	.583
23	10	4	.714
24	4	4	.500
25	10	4	.714
<b>TOTALS</b>	<b>285</b>	<b>109</b>	<b>72.3%</b>

## Consecutive Weeks in AP Poll (Media)

1. 49 -- 1979-82
2. 38 -- 1990-92
3. 18 -- 1953-54
4. 17 -- 2006-07
5. 13 -- 1985-86 13 -- 1984
7. 11 -- 2019 (last 9 of 2019); 1st 2 2019-20)
8. 10 -- 1954
9. 7 -- 2000 7 -- 1985

## LSU's Record vs. Ranked Teams in AP Poll

RK	W	L	PCT.
1	3	18	.143
2	3	14	.176
3	3	10	.231
4	0	19	.000
5	8	18	.308
6	5	10	.333
7	5	13	.278
8	4	13	.235
9	5	14	.263
10	3	10	.231
11	6	11	.353
12	1	9	.100
13	2	12	.143
14	3	10	.231
15	3	13	.187
16	7	7	.500
17	2	11	.154
18	6	11	.353
19	2	7	.222
20	4	6	.400
21	0	7	.000
22	5	5	.500
23	0	3	.000
24	3	5	.375
25	0	6	.000
<b>TOTALS</b>	<b>83</b>	<b>262</b>	<b>24.0%</b>

## Consecutive Weeks in Coaches Poll (UPI, USA Today)

1. 45 -- 1979-82
2. 28 -- 1953-54
3. 22 -- 1991-92
4. 18 -- 2006-07
5. 13 -- 1985-86
6. 10 -- 2019 (last 9 of 2019; 1st 2019-20)

## Highlights of the AP Poll

### LSU POLL DEBUT - DEC. 16, 1952

Total Poll Appearances All-Time - 215  
 Most Consecutive Polls - 49 (Preseason poll, 1978-79, to preseason poll, 1981-82)  
 Total Appearances in AP Final Poll - 13  
 Highest Ranking in AP Poll - 2 (Feb. 24, 1981, Preseason poll 1989-90)  
 LSU has appeared in 17.8 percent of 1,204 polls from 1949 through the end of 2020.  
 LSU's record since 1948-49 against teams ranked in top 10 - 39-139 (21.9 percent).  
 LSU's record since 1948-49 against teams ranked in AP's top 25 - 83-262 (24.0 percent).  
 LSU versus top-ranked teams in the AP poll - 3-18 (14.3 percent).  
 LSU when ranked in the AP poll since 1948-49 season has a record of 285-109 (72.3 percent).  
 LSU's record when both teams are ranked is 28-42 (40.0 percent).  
 LSU was last ranked No. 25 in the 15th AP poll of the 2019-20 season.

## Highlights of the UPI-USA Today Poll

### LSU POLL DEBUT - DEC. 9, 1952

Total Poll Appearances All-Time - 198  
 Most Consecutive Polls -- 45 (1979-82)  
 Total Appearances in UPI-USA Today Final Poll -- 11  
 Highest Ranking in UPI-USA Today Final Poll -- 2 (Final poll of 1980 season)  
 LSU was last ranked No. 18 in the 14th poll of the 2019-20 season.



# LSU In The Polls

## LSU vs. Top 10 teams in the Associated Press Poll

(since the poll started during the 1948-49 season)

### LSU vs. No. 1 ranked Opponents (3-18 Overall; 2-8 Home; 0-5 Away; 1-5 Neutral)

1951	1-31	Kentucky	L, 59-81	Baton Rouge, La.
1952	3-1	Kentucky	L, 43-44	Louisville, Ky. (SECT)
1953	3-17	Indiana	L, 67-80 (7)	Kansas City, Mo. (NCAA)
1954	3-9	Kentucky	L, 56-63 (8)	Nashville, Tenn. (SEC Playoff)
1955	1-17	Kentucky	L, 62-64	Baton Rouge, La.
1959	1-10	Kentucky	L, 61-76	Baton Rouge, La.
1978	1-14	Kentucky	L, 76-96	Lexington, Ky.
1978	2-11	Kentucky	W, 95-94 (OT)	Baton Rouge, La.
1980	1-20	DePaul	L, 73-78 (14)	Chicago, Ill.
1984	1-29	North Carolina	L, 79-90 (10)	Chapel Hill, N.C.
1992	2-8	Duke	L, 79-90 (22)	Baton Rouge, La.
1992	12-22	Duke	L, 67-96	Maui, Hawaii
1994	3-2	Arkansas	L, 105-108 (OT)	Baton Rouge, La.
2000	12-20	Arizona	L, 75-88	Tucson, Ariz.
2002	12-21	Arizona	W, 66-65	Baton Rouge, La.
2006	3-23	Duke	W, 62-54 (19)	Atlanta, Ga. (NCAA)
2012	1-28	Kentucky	L, 50-74	Baton Rouge, La.
2012	3-9	Kentucky	L, 51-60	New Orleans, La. (SECT)
2014	3-1	Florida	L, 61-79	Gainesville, Fla.
2015	2-10	Kentucky	L, 69-71	Baton Rouge, La.
2016	1-30	Oklahoma	L, 75-77	Baton Rouge, La.

### LSU vs. No. 2 ranked Opponents (3-14 Overall; 1-5 Home; 0-6 Away; 2-3 Neutral)

1954	3-13	Indiana	L, 62-73 (8)	Iowa City, Iowa
1964	1-10	Kentucky	L, 84-103	Lexington, Ky.
1966	1-24	Kentucky	L, 85-111	Lexington, Ky.
1969	12-23	UCLA	L, 84-133	Los Angeles, Calif.
1970	1-24	Kentucky	L, 96-109	Lexington, Ky.
1970	2-21	Kentucky	L, 105-121	Baton Rouge, La.
1977	2-19	Kentucky	L, 76-90	Baton Rouge, La.
1980	3-1	Kentucky	W, 80-78 (5)	Birmingham, Ala. (SECT)
1984	1-7	Kentucky	L, 80-96 (9)	Baton Rouge, La.
1989	1-28	Georgetown	W, 82-80	New Orleans, La.
1990	12-8	Arizona	W, 92-82	Baton Rouge, La.
1994	12-17	UCLA	L, 72-92	Baton Rouge, La.
1996	1-16	Kentucky	L, 97-129	Baton Rouge, La.
1996	11-25	Kansas	L, 53-82	Maui, Hawaii
2002	1-16	Florida	L, 70-102	Gainesville, Fla.
2006	1-7	UConn	L, 66-67	Harford, Conn.
2009	3-21	North Carolina	L, 70-84 (21)	Greensboro, N.C. (NCAA)

### LSU vs. No. 3 ranked Opponents (3-10 Overall; 2-3 Home; 0-5 Away; 1-2 Neutral)

1957	1-12	Kentucky	L, 46-51	Baton Rouge, La.
1962	1-12	Kentucky	L, 63-84	Lexington, Ky.
1977	12-29	Arkansas	L, 62-67	Baton Rouge, La.
1979	3-16	Michigan State	L, 71-87 (7)	Indianapolis, Ind. (NCAA)
1980	2-24	Kentucky	L, 74-76 (OT)(5)	Baton Rouge, La.
1981	1-19	Kentucky	W, 81-67 (6)	Baton Rouge, La.
1983	1-5	Kentucky	L, 50-52	Lexington, Ky.
1984	3-5	Kentucky	L, 68-90	Lexington, Ky.
1986	3-22	Kentucky	W, 59-57	Atlanta, Ga. (SECT)
1987	3-22	Indiana	L, 76-77	Cincinnati, Ohio (NCAA)
1991	12-7	Arizona	L, 67-87 (16)	Tucson, Ariz.
2003	2-15	Kentucky	L, 57-68	Lexington, Ky.
2007	2-24	Florida	W, 66-56	Baton Rouge, La.

### LSU vs. No. 4 ranked Opponents (0-19 Overall; 0-3 Home; 0-11 Away; 0-5 Neutral)

1952	1-5	Kentucky	L, 47-57	Lexington, Ky.
1953	3-18	Washington	L, 69-88 (7)	Kansas City, Mo. (NCAA)
1956	2-11	Vanderbilt	L, 68-107	Nashville, Tenn.
1959	2-14	Auburn	L, 67-115	Auburn, Ala.
1966	1-29	Vanderbilt	L, 66-98	Nashville, Tenn.
1971	1-2	Southern Cal	L, 76-80 (OT)	Los Angeles, Calif.
1977	1-8	Alabama	L, 77-80	Tuscaloosa, Ala.
1980	3-16	Louisville	L, 66-86 (4)	Houston, Texas (NCAA)
1982	12-20	UCLA	L, 68-82	Los Angeles, Calif.
1986	3-7	Kentucky	L, 58-61	Lexington, Ky. (SECT)
1988	1-23	Kentucky	L, 61-76	Baton Rouge, La.
1993	1-26	Kentucky	L, 67-105	Lexington, Ky.
1993	3-14	Kentucky	L, 65-82	Lexington, Ky. (SECT)
1994	1-11	Arkansas	L, 83-84	Fayetteville, Ark.
1994	1-22	North Carolina	L, 65-88	New Orleans, La.
1997	2-12	Kentucky	L, 48-84	Lexington, Ky.
2003	1-28	Florida	L, 53-70	Baton Rouge, La.
2005	3-12	Kentucky	L, 78-79 (OT)	Atlanta, Ga. (SECT)
2010	2-6	Kentucky	L, 55-81	Baton Rouge, La.

### LSU vs. No. 5 ranked Opponents (8-19 Overall; 4-5 Home; 3-8 Away; 1-5 Neutral)

1953	12-12	Kansas	W, 68-63 (10)	Baton Rouge, La.
1956	1-3	North Carolina	L, 69-86	Chapel Hill, N.C.
1956	1-14	Kentucky	L, 65-107	Lexington, Ky.
1959	2-21	Miss. State	L, 67-75	Baton Rouge, La.
1960	12-5	North Carolina	L, 61-77	Chapel Hill, N.C.
1960	12-21	Louisville	L, 53-72	Louisville, Ky.
1962	2-24	Miss. State	L, 48-58	Starkville, Miss.
1965	3-8	Vanderbilt	L, 60-106	Nashville, Tenn.
1966	2-26	Vanderbilt	L, 84-102	Baton Rouge, La.
1969	1-25	Kentucky	L, 96-108	Baton Rouge, La.
1974	2-11	Vanderbilt	L, 88-91	Nashville, Tenn.
1975	2-3	Kentucky	L, 76-77	Baton Rouge, La.
1980	1-28	Kentucky	W, 65-60 (11)	Lexington, Ky.
1981	3-30	Virginia	L, 74-78 (4)	Philadelphia, Pa (NCAA)
1986	3-1	Kentucky	L, 57-68	Lexington, Ky.
1987	3-20	DePaul	W, 63-58	Cincinnati, Ohio (NCAA)
1988	12-22	Illinois	L, 100-127	Baton Rouge, La.
1990	1-28	UNLV	W, 107-105 (16)	Baton Rouge, La.
1992	3-21	Indiana	L, 79-89 (25)	Boise, Id. (NCAA)
1993	3-13	Vanderbilt	W, 72-62	Lexington, Ky. (SECT)
1995	3-4	Kentucky	L, 80-127	Lexington, Ky.
1996	12-15	Michigan	L, 59-70	Auburn Hills, Mich.
2000	1-29	Arizona	W, 86-60	Baton Rouge, La.
2019	2-12	Kentucky (19)	W, 73-71	Lexington, Kentucky
2019	2-23	Tennessee (13)	W, 82-80 (ot)	Baton Rouge, Louisiana
2019	3-29	Michigan St. (12)	L, 63-80	Washington, D.C.

### LSU vs. No. 6 ranked Opponents (5-10 Overall; 4-4 Home; 0-6 Away; 1-0 Neutral)

1949	2-25	Tulane	L, 45-72	Baton Rouge, La.
1960	2-8	Georgia Tech	L, 56-76	Atlanta, Ga.
1963	2-9	Georgia Tech	W, 56-54	Baton Rouge, La.
1968	2-5	Tennessee	L, 67-87	Baton Rouge, La.
1969	2-22	Kentucky	L, 89-103	Lexington, Ky.
1973	2-10	Alabama	W, 72-70	Baton Rouge, La.
1974	1-12	Vanderbilt	W, 84-81	Baton Rouge, La.

# LSU In The Polls

1977	1-22	Kentucky	L, 72-87	Lexington, Ky.
1983	12-6	Houston	L, 91-100 (9)	Baton Rouge, La.
1986	3-20	Georgia Tech	W, 70-64	Atlanta, Ga. (NCAA)
1988	3-12	Kentucky	L, 80-86	Baton Rouge, La. (SECT)
1991	2-10	Duke	L, 70-88 (19)	Durham, N.C.
1999	1-30	Kentucky	L, 62-86	Lexington, Ky.
1999	2-6	Auburn	L, 54-80	Auburn, Ala.
2006	12-5	Texas A&M	W, 64-52 (9)	Baton Rouge, La.

## LSU vs. No. 7 ranked Opponents (5-13 Overall; 3-6 Home; 0-4 Away; 2--3 Neutral)

1949	3-5	Tulane	L, 63-72	Louisville, Ky. (SECT)
1953	12-28	Fordham	W, 65-49 (14)	New Orleans, La.
1956	2-20	Alabama	L, 59-77	Baton Rouge, La.
1968	1-29	Vanderbilt	L, 91-99	Baton Rouge, La.
1975	1-18	Alabama	L, 67-93	Tuscaloosa, Ala.
1975	2-17	Alabama	L, 76-80	Baton Rouge, La.
1982	2-27	Kentucky	W, 94-78	Baton Rouge, La.
1983	3-5	Kentucky	W, 74-60	Baton Rouge, La.
1986	3-29	Louisville	L, 77-88	Dallas, Texas (NCAA)
1992	3-3	Arkansas	L, 92-106 (ot) (23)	Fayetteville, Ark.
2002	2-2	Alabama	L, 48-57	Baton Rouge, La.
2002	2-9	Kentucky	L, 56-68	Baton Rouge, La.
2003	1-11	Miss. State	W, 85-72	Baton Rouge, La.
2003	3-14	Florida	W, 65-61	New Orleans, La. (SECT)
2004	2-25	Miss. State	L, 58-84	Starkville, Miss.
2006	2-11	Florida	L, 62-71	Gainesville, Fla.
2006	4-1	UCLA	L, 45-59 (19)	Indianapolis, Ind. (NCAA)
2008	2-9	Tennessee	L, 45-47	Baton Rouge, La.

## LSU vs. No. 8 ranked Opponents (3-18 Overall; 2-8 Home; 0-5 Away; 1-5 Neutral)

1949	1-14	Tulane	L, 51-71	New Orleans, La.
1960	12-3	Duke	L, 74-80 (OT)	Durham, N.C.
1963	2-23	Miss. State	L, 64-99	Baton Rouge, La.
1964	2-8	Vanderbilt	L, 64-66	Nashville, Tenn.
1967	3-6	Vanderbilt	L, 66-75	Nashville, Tenn.
1970	3-19	Marquette	L, 79-101	New York, N.Y. (NIT)
1971	1-25	Tennessee	W, 80-70	Baton Rouge, La.
1977	2-5	Alabama	L, 70-77 (OT)	Baton Rouge, La.
1981	2-21	Tennessee	W, 66-65 (4)	Knoxville, Tenn.
1985	2-16	Syracuse	L, 64-76	Syracuse, N.Y.
1986	1-29	Kentucky	L, 52-54 (17)	Baton Rouge, La.
1987	3-15	Temple	W, 72-62	Rosemont, Ill. (NCAA)
1988	1-11	Oklahoma	W, 84-77	New Orleans, La.
1995	1-31	Arkansas	L, 81-105	Fayetteville, Ark.
1995	2-22	Arkansas	L, 90-92	Baton Rouge, La.
1998	2-4	Kentucky	L, 61-63	Baton Rouge, La.
2005	1-22	Kentucky	L, 58-89	Lexington, Ky.

## LSU vs. No. 9 ranked Opponents (5-14 Overall; 2-3 Home; 2-7 Away; 1-4 Neutral)

1958	1-11	Kentucky	L, 52-97	Lexington, Ky.
1963	12-26	Oregon State	L, 57-87	Portland, Ore.
1965	2-8	Vanderbilt	L, 85-96	Baton Rouge, La.
1967	1-30	Vanderbilt	L, 77-79	Nashville, Tenn.
1968	1-27	Kentucky	L, 95-121	Baton Rouge, La.
1975	1-4	Kentucky	L, 80-115	Lexington, Ky.
1976	2-23	Tennessee	L, 71-80	Knoxville, Tenn.
1979	1-6	Kentucky	W, 93-89 (7)	Lexington, Ky.
1981	3-1	Kentucky	L, 71-73 (2)	Lexington, Ky.

1981	3-28	Indiana	L, 49-67 (4)	Philadelphia, Pa. (NCAA)
1982	1-25	Kentucky	L, 65-76	Lexington, Ky.
1987	3-8	Alabama	L, 62-69	Atlanta, Ga. (SECT)

1992	1-14	Alabama	W, 89-81	Tuscaloosa, Ala.
1992	3-14	Kentucky	L, 74-80 (23)	Birmingham, Ala. (SECT)
1993	12-18	UCLA	L, 80-100 (25)	Los Angeles, Calif.

2000	2-9	Auburn	W, 83-68 (25)	Baton Rouge, La.
2004	2-29	Kentucky	L, 64-70	Baton Rouge, La.
2006	3-25	Texas	W, 70-60 (OT)(19)	Atlanta, Ga. (NCAA)

2016	1-5	Kentucky	W, 85-67	Baton Rouge, La.
------	-----	----------	----------	------------------

## LSU vs. No. 10 ranked Opponents (3-9 Overall; 3-3 Home; 0-6 Away; 0-0 Neutral)

1962	2-3	Miss. State	L, 66-87	Baton Rouge, La.
1968	2-3	Kentucky	L, 96-109	Lexington, Ky.

1974	1-19	Alabama	L, 79-80 (OT)	Baton Rouge, La.
1974	2-18	Alabama	L, 87-99	Tuscaloosa, Ala.
1974	11-29	Southern Cal	L, 87-100	Los Angeles, Calif.
1976	1-26	Tennessee	L, 92-105	Baton Rouge, La.

1982	2-10	Alabama	W, 73-68	Baton Rouge, La.
------	------	---------	----------	------------------

1991	2-5	Kentucky	W, 107-88 (19)	Baton Rouge, La.
1999	2-13	Arizona	L, 71-78	Tucson, Ariz.

2000	1-12	Florida	L, 57-82 (24)	Gainesville, Fla.
------	------	---------	---------------	-------------------

2011	12-19	Marquette	W, 67-59	Baton Rouge, La.
2016	1-19	Texas A&M	L, 57-71	College Station, Texas
2020	2-18	Kentucky	L, 76-79	Baton Rouge, La.



LSU defeats #9 UK during 2015-16 season.



Tasmin Mitchell, Darrel Mitchell and Ben Voogd celebrate after beating #9 Texas to advance to the Final Four of the 2006 NCAA Tournament.

# LSU In The Polls

## LSU as Top 10 team in the Associated Press Poll

(since the poll started during the 1948-49 season)

### No. 2 LSU vs. Opponents

**(2-2 Overall; 2-1 Home; 0-1 Away; 3-2 Neutral)**

1981	2-25	Ole Miss	W, 74-67	Baton Rouge, La.
1981	3-1	#9 Kentucky	L, 71-73	Lexington, Ky.

1989	11-15	Southern Miss	W, 91-80	Baton Rouge, La. (NIT)
1989	11-17	Kansas	L, 83-89	Baton Rouge, La. (NIT)

### No. 3 LSU vs. Opponents

**(3-2 Overall; 0-0 Home; 0-0 Away; 3-2 Neutral)**

1980	3-9	Alcorn State	W, 98-88	Denton Texas (NCAA)
1980	3-14	Missouri	W, 68-63	Houston, Texas (NCAA)
1980	3-16	#4 Louisville	L, 66-86	Houston, Texas (NCAA)

1981	3-5	Florida	W, 85-73	Birmingham, Ala. (SECT)
1981	3-6	Georgia	L, 60-68	Birmingham, Ala. (SECT)

### No. 4 LSU vs. Opponents

**(13-4 Overall; 6-1 Home; 4-1 Away; 3-2 Neutral)**

1980	1-2	Vanderbilt	L, 66-77	Nashville, Tenn.
1980	1-5	Miss. State	W, 80-58	Baton Rouge, La.
1980	1-7	Alabama	L, 56-57	Baton Rouge, La.

1981	1-28	Ole Miss	W, 63-59	Oxford, Miss.
1981	1-31	Florida	W, 92-75	Baton Rouge, La.
1981	2-4	Vanderbilt	W, 86-81	Nashville, Tenn.
1981	2-7	Miss. State	W, 94-89	Baton Rouge, La.
1981	2-11	Alabama	W, 70-57	Baton Rouge, La.
1981	2-14	Georgia	W, 64-62	Athens, Ga.
1981	2-18	Auburn	W, 58-47	Baton Rouge, La.
1981	2-21	#8 Tennessee	W, 66-65	Knoxville, Tenn.
1981	2-22	Texas A&M	W, 67-57	Baton Rouge, La.
1981	3-14	Lamar	W, 100-78	Austin, Texas (NCAA)
1981	3-20	#20 Arkansas	W, 72-56	New Orleans, La. (NCAA)
1981	3-22	Wichita State	W, 96-85	New Orleans, La. (NCAA)
1981	3-28	#9 Indiana	L, 49-67	Philadelphia, Pa. (NCAA)
1981	3-30	#5 Virginia	L, 74-78	Philadelphia, Pa. (NCAA)

### No. 5 LSU vs. Opponents

**(14-4 Overall; 8-3 Home; 2-1 Away; 4-0 Neutral)**

1953	3-6	Tulane	W, 53-52	New Orleans, La.
1953	12-15	Texas A&M	W, 77-56	Baton Rouge, La.
1953	12-19	Wisconsin	L, 66-82	Baton Rouge, La.
1953	12-21	Northwestern	W, 79-51	Baton Rouge, La.

1979	1-10	Alabama	L, 76-90	Tuscaloosa, Ala.
1979	1-13	Florida	W, 80-72	Baton Rouge, La.
1979	1-15	Auburn	W, 94-82	Baton Rouge, La.
1979	2-22	Alabama	W, 86-66	Baton Rouge, La.
1979	2-24	Miss. State	L, 57-65	Baton Rouge, La.
1979	12-28	Boston U.	W, 92-72	Baton Rouge, La.
1979	12-29	Delaware	W, 92-64	Baton Rouge, La.

1980	2-21	Ole Miss	W, 77-74	Oxford, Miss.
1980	2-24	#3 Kentucky	L, 74-76 (ot)	Baton Rouge, La.
1980	2-28	Florida	W, 95-82	Birmingham, Ala. (SECT)
1980	2-29	Alabama	W, 73-66	Birmingham, Ala. (SECT)
1980	3-1	#2 Kentucky	W, 80-78	Birmingham, Ala. (SECT)

1981	1-21	Auburn	W, 74-64	Auburn, Ala.
1981	1-24	Tennessee	W, 80-63	Baton Rouge, La.

### No. 6 LSU vs. Opponents

**(12-2 Overall; 9-1 Home; 2-1 Away; 1-0 Neutral)**

1953	2-21	Georgia Tech	W, 76-52	Baton Rouge, La.
1953	2-23	Ole Miss	W, 63-48	Baton Rouge, La.
1953	2-27	Miss. State	W, 82-47	Baton Rouge, La.

1979	2-17	Ole Miss	W, 67-62	Baton Rouge, La.
1979	12-5	Tulane	W, 80-79	New Orleans, La.
1979	12-15	Maine	W, 103-81	Baton Rouge, La.

1980	1-12	Georgia	L, 72-73 (2OT)	Athens, Ga.
1980	2-13	Auburn	W, 50-44	Auburn, Ala.

1980	2-16	Tennessee	W, 73-66	Baton Rouge, La.
------	------	-----------	----------	------------------

1981	1-14	Alabama	W, 59-56	Tuscaloosa, Ala.
1981	1-17	Georgia	W, 78-65	Baton Rouge, La.
1981	1-19	#3 Kentucky	W, 81-67	Baton Rouge, La.

1991	11-22	NE Louisiana	W, 77-76	Baton Rouge, La.
------	-------	--------------	----------	------------------

2006	11-25	#24 Wichita St.	L, 53-57	Baton Rouge, La.
------	-------	-----------------	----------	------------------

### No. 7 LSU vs. Opponents

**(14-4 Overall; 8-0 Home; 3-1 Away; 3-3 Neutral)**

1953	3-13	Lebanon Valley	W, 89-76	Raleigh, N.C. (NCAA)
1953	3-14	Holy Cross	W, 81-73	Raleigh, N.C. (NCAA)
1953	3-17	#1 Indiana	L, 67-80	Kansas City, Mo. (NCAA)
1953	3-18	#4 Washington	L, 69-88	Kansas City, Mo. (NCAA)

1954	3-6	Tulane	W, 63-52	New Orleans, La.
------	-----	--------	----------	------------------

1978	12-29	Colgate	W, 100-73	Baton Rouge, La.
------	-------	---------	-----------	------------------

1979	1-3	Georgia	W, 97-75	Baton Rouge, La.
1979	1-6	#9 Kentucky	W, 93-89	Lexington, Ky.
1979	1-8	Vanderbilt	L, 87-88	Nashville, Tenn.
1979	3-16	#3 Michigan St.	L, 71-87	Indianapolis, Ind. (NCAA)
1979	12-1	Florida	W, 112-81	Baton Rouge, La.
1979	12-3	New Orleans	W, 104-78	Baton Rouge, La.
1979	12-20	#20 Arkansas	W, 56-55	Little Rock, Ark.
1979	12-22	Tulane	W, 95-85	Baton Rouge, La.

1980	2-6	Alabama	W, 68-66 (ot)	Tuscaloosa, Ala.
1980	2-9	Georgia	W, 96-77	Baton Rouge, La.

2006	11-17	Nicholls	W, 96-42	Baton Rouge, La.
2006	11-19	ULM	W, 88-57	Baton Rouge, La.

### No. 8 LSU vs. Opponents

**(10-6 Overall; 4-0 Home; 5-2 Away; 1-4 Neutral)**

1952	12-29	Villanova	W, 100-94	New Orleans, La.
------	-------	-----------	-----------	------------------

1953	2-10	Florida	W, 68-56	Gainesville, Fla.
1953	2-14	Auburn	W, 65-57	Auburn, Ala.

1954	3-9	Kentucky	L, 56-63	Nashville, Tenn. (SEC Playoff)
1954	3-12	Penn State	L, 70-78	Iowa City, Iowa (NCAA)
1954	3-13	#2 Indiana	L, 62-73	Iowa City, Iowa (NCAA)

1979	2-8	Miss. State	W, 52-48	Starkville, Miss.
1979	2-10	Florida	W, 88-82 (OT)	Gainesville, Fla.
1979	2-12	Auburn	W, 78-68	Auburn, Ala.
1979	3-2	Kentucky	L, 67-80	Birmingham, Ala. (SECT)

1986	1-2	Georgia	W, 85-73	Baton Rouge, La.
1986	1-4	Miss. State	W, 90-84	Baton Rouge, La.
1986	1-9	Alabama	L, 67-83	Tuscaloosa, Ala.
1986	1-11	Tennessee	L, 77-88	Knoxville, Tenn.
1986	1-13	Ole Miss	W, 86-68	Baton Rouge, La.

1989	12-20	Northwestern St.	W, 73-63	Baton Rouge, La.
------	-------	------------------	----------	------------------

### No. 9 LSU vs. Opponents

**(14-5 Overall; 8-0 Home; 3-1 Away; 3-4 Neutral)**

1979	1-20	Ole Miss	W, 70-69 (OT)	Oxford, Miss.
1979	1-24	Tennessee	W, 77-75	Baton Rouge, La.
1979	1-27	Georgia	L, 88-93	Athens, Ga.
1979	1-29	Tennessee	W, 84-78	Knoxville, Tenn.
1979	2-3	Kentucky	W, 70-61	Baton Rouge, La.
1979	2-5	#16 Vanderbilt	W, 92-71	Baton Rouge, La.
1979	3-10	Appalachian St.	W, 71-57	Bloomington, Ind. (NCAA)

1981	1-7	Vanderbilt	W, 77-61	Baton Rouge, La.
1981	1-10	Miss. State	W, 81-69	Starkville, Miss.

1983	12-6	#6 Houston	L, 91-100	Baton Rouge, La.
------	------	------------	-----------	------------------




# LSU In The Polls

1984	1-1	Vanderbilt	W, 73-66	Baton Rouge, La.
1984	1-5	Georgia	W, 81-77	Athens, Ga.
1984	1-7	#2 Kentucky	L, 80-96	Baton Rouge, La.
1985	12-17	Texas	W, 72-65	Austin, Texas
1985	12-20	SE Louisiana	W, 82-61	Baton Rouge, La.
1985	12-21	Southern	W, 91-83	Baton Rouge, La.
1985	12-30	Oral Roberts	W, 82-64	Baton Rouge, La.
1989	12-2	McNeese State	W, 85-49	Baton Rouge, La.
1989	12-4	Lamar	W, 116-76	Baton Rouge, La.
1989	12-8	Cal State LA	W, 82-57	Baton Rouge, La.
1989	12-30	Hardin-Simmons	W, 100-66	Baton Rouge, La.
1990	2-15	Kentucky	L, 95-100	Lexington, Ky.
1990	2-18	Vanderbilt	W, 121-108	Nashville, Tenn.
1991	11-27	Middle Tenn. St.	W, 96-65	Baton Rouge, La.
1991	11-30	UNLV	L, 55-76	Las Vegas, Nev.
2006	12-5	#6 Texas A&M	W, 64-52	Baton Rouge, La.
2006	12-10	Texas	L, 75-76 (OT)	Houston, Texas
2019	3-15	Florida	L, 73-76	Nashville, Tennessee

## No. 10 LSU vs. Opponents (22-6 Overall; 11-0 Home; 5-4 Away; 6-2 Neutral)

1952	12-17	Alabama	W, 58-45	Tuscaloosa, Ala.
1952	12-22	#15 Tulsa	L, 58-84	Tulsa, Okla.
1953	2-7	Tulane	W, 48-31	Baton Rouge, La.
1953	12-12	#5 Kansas	W, 68-63	Baton Rouge, La.
1978	12-21	Army	W, 83-77	New York City, N.Y.
1980	1-30	Vanderbilt	W, 83-81	Baton Rouge, La.
1980	2-2	Mississippi St.	W, 75-63	Starkville, Miss.
1980	12-18	UNO	W, 96-66	New Orleans, La. (SD)
1980	12-20	Tulane	W, 86-72	New Orleans, La. (SD)
1980	12-22	Xavier (Ohio)	W, 78-62	Baton Rouge, La.
1980	12-29	UNC Wilmington	W, 100-68	Baton Rouge, La.
1980	12-30	St. Francis (Pa.)	W, 91-65	Baton Rouge, La.
1981	1-3	Florida	W, 92-66	Gainesville, Fla.
1983	12-19	Houston Baptist	W, 60-59	Baton Rouge, La.
1984	1-27	Auburn	L, 78-80	Auburn, Ala.
1984	1-29	#1 North Carolina	L, 79-90	Chapel Hill, N.C.
1990	12-18	Arkansas State	W, 98-74	Baton Rouge, La.
1990	12-20	Loyola M'ount	W, 122-114	Baton Rouge, La.
1990	12-22	Illinois	L, 96-102	Champaign, Ill.
2000	3-10	Vanderbilt	W, 71-60	Atlanta, Ga. (SECT)
2000	3-11	Arkansas	L, 67-69	Atlanta, Ga. (SECT)
2000	3-16	SE Mo. State	W, 64-61	Salt Lake City, Utah (NCAA)
2000	3-18	#15 Texas	W, 72-67	Salt Lake City, Utah (NCAA)
2000	3-23	Wisconsin	L, 48-61	Albuquerque, N.M. (NCAA)
2006	11-29	McNeese State	W, 91-57	Baton Rouge, La.
2006	12-2	Tulane	W, 74-67	New Orleans, La.
2019	3-6	Florida	W, 79-78 (OT)	Gainesville, Florida
2019	3-9	Vanderbilt	W, 80-59	Baton Rouge, Louisiana





# Year-by-Year Individual, Team Stats

## 2019-20 -- Record 21-10, 12-6 in the SEC, (Note Play Suspended After Regular Season By Pandemic) Coach Will Wade (Year 3)

	G-GS	MIN	FG-FGA	PCT.	3FG-FGA	PCT.	FT-FTA	PCT.	PTS-AVG.	REB	PF	A	TO	SLT	BLK
MAYS, Skylar	31-31	1070	169-344	0.491	50-127	0.394	129-151	.854	517-16.7	156	52	100	70	55	7
WATFORD, Trendon	31-30	977	157-321	0.489	18-67	0.269	89-132	.674	421-13.6	224	67	53	82	27	22
WILLIAMS, Emmitt	31-25	867	145-259	0.560	8-19	0.421	113-147	.769	411-13.3	204	85	37	58	24	38
SMART, Javonte	31-30	1059	142-342	0.415	46-141	0.326	57-70	.814	387-12.5	109	55	129	70	33	5
DAYS, Darius	31-30	729	125-257	0.486	39-132	0.295	55-70	.786	344-11.1	217	90	25	31	18	10
MANNING, JR., Charles	19-3	430	60-120	0.500	13-32	0.406	17-25	.680	150-7.9	60	33	20	20	10	20
TAYLOR, Marlon	21-3	488	36-94	0.383	12-35	0.343	40-51	.784	124-5.9	86	52	13	18	12	5
BISHOP, James	16-0	137	18-46	0.391	7-23	0.304	6-12	.500	49-3.1	5	15	9	11	4	1
HYATT, Aundre	29-2	317	20-68	0.294	12-50	0.240	4-4	1.000	56-1.9	58	28	7	10	11	8
GRAVES, Marshall	17-1	115	8-22	0.364	6-19	0.316	2-4	.500	24-1.4	8	8	5	4	1	0
COOPER, Courtese	11-0	61	6-7	0.857	0-0	0.000	0-0	.000	12-1.1	19	10	0	3	0	5
TEAM										89			13		
<b>LSU</b>	<b>31</b>	<b>6250</b>	<b>886-1880</b>	<b>0.471</b>	<b>211-645</b>	<b>0.327</b>	<b>512-666</b>	<b>0.769</b>	<b>2495-80.5</b>	<b>1230</b>	<b>495</b>	<b>398</b>	<b>390</b>	<b>195</b>	<b>121</b>
<b>Opponents</b>	<b>31</b>	<b>6250</b>	<b>821-1941</b>	<b>0.423</b>	<b>277-804</b>	<b>0.345</b>	<b>352-512</b>	<b>0.688</b>	<b>2271-73.3</b>	<b>1035</b>	<b>549</b>	<b>397</b>	<b>368</b>	<b>178</b>	<b>102</b>

## 2018-19 -- Record 28-7, 16-2 in the SEC, SEC Champions, NCAA Sweet 16, Coach Will Wade (Year 2)

	G-GS	MIN	FG-FGA	PCT.	3FG-FGA	PCT.	FT-FTA	PCT.	PTS-AVG.	REB	PF	A	TO	SLT	BLK
WATERS, Tremont	33-29	1070	172-400	0.430	56-171	0.327	104-128	0.813	504-15.3	92	64	192	114	96	4
REID, Naz	34-32	925	171-365	0.468	28-84	0.333	93-128	0.727	463-13.6	245	108	29	85	25	23
MAYS, Skylar	35-35	1159	143-340	0.421	55-176	0.313	129-150	0.860	470-13.4	114	60	72	43	66	8
SMART, Javonte	34-18	1016	131-356	0.368	41-132	0.311	73-87	0.839	376-11.1	111	57	81	63	44	4
BIGBY-WILLIAMS, K.	35-26	738	111-180	0.617	0-0	0.000	53-92	0.576	275-7.9	234	102	16	29	11	67
WILLIAMS, Emmitt	34-8	674	89-145	0.614	1-6	0.167	59-86	0.686	238-7.0	182	66	13	38	11	22
TAYLOR, Marlon	35-24	818	81-175	0.463	15-59	0.254	56-83	0.675	233-6.7	126	68	20	39	23	7
DAYS, Darius	35-3	510	66-136	0.485	28-68	0.382	26-35	0.743	184-5.3	140	94	13	17	26	11
EDWARDS, Daryl	9-0	154	13-33	0.394	6-20	0.300	8-11	0.727	40-4.4	14	10	11	12	3	1
GRAVES, Marshall	11-0	86	9-26	0.346	8-22	0.364	2-2	1.000	28-2.5	7	4	2	0	2	1
REESE, Will	10-0	25	2-6	0.333	0-2	0.000	0-0	0.000	4-0.4	4	1	3	1	1	0
TEAM										86	1		12		
<b>LSU</b>	<b>35</b>	<b>7175</b>	<b>988-2162</b>	<b>0.457</b>	<b>236-740</b>	<b>0.319</b>	<b>603-802</b>	<b>0.752</b>	<b>2815-80.4</b>	<b>1355</b>	<b>635</b>	<b>452</b>	<b>453</b>	<b>308</b>	<b>148</b>
<b>Opponents</b>	<b>35</b>	<b>7175</b>	<b>800-2085</b>	<b>0.432</b>	<b>281-833</b>	<b>0.337</b>	<b>477-691</b>	<b>0.690</b>	<b>2558-73.1</b>	<b>1199</b>	<b>670</b>	<b>405</b>	<b>508</b>	<b>225</b>	<b>113</b>

## 2017-18 -- Record 18-15, 8-10 in the SEC, Second Round NIT, Coach Will Wade (Year 1)

	G-GS	MIN	FG-FGA	PCT.	3FG-FGA	PCT.	FT-FTA	PCT.	PTS-AVG.	REB	PF	A	TO	SLT	BLK
WATERS, Tremont	33-32	1089	168-403	0.417	72-205	0.351	117-146	0.801	525-15.9	111	74	198	96	67	3
REATH, Duop	33-28	800	167-307	0.544	19-45	0.422	61-97	0.629	414-12.5	175	81	22	55	15	32
MAYS, Skylar	33-30	1026	125-282	0.443	47-134	0.351	77-92	0.837	374-11.3	132	54	97	56	52	8
EPPS, Aaron	32-28	765	115-220	0.523	35-103	0.340	39-51	0.765	304-9.5	177	79	13	24	13	29
SAMPSON, Brandon	27-9	510	70-147	0.476	28-80	0.350	40-57	0.702	208-7.7	70	44	22	27	21	2
EDWARDS, Daryl	32-16	705	73-158	0.462	39-105	0.371	31-39	0.795	216-6.8	55	57	42	29	23	3
SIMS, Wayde	32-10	557	73-142	0.514	9-36	0.250	24-37	0.649	179-5.6	94	60	12	22	1	5
ONWUASOR, Randy	32-11	498	51-113	0.451	11-30	0.367	34-46	0.739	147-4.6	67	48	27	28	16	2
RACHAL, Brandon	27-0	429	48-90	0.533	1-5	0.200	22-40	0.550	119-4.4	88	58	18	19	26	5
COMBS, Jeremy	6-0	52	7-11	0.636	0-0	0.000	4-8	0.500	18-3.0	12	13	4	4	2	3
ALEXANDER, Galen	9-0	55	6-16	0.375	2-11	0.182	3-4	0.750	17-1.9	19	5	1	2	1	0
KIIR, Mayan	8-0	43	5-11	0.455	0-0	0.000	5-9	0.556	15-1.9	16	5	2	6	1	2
GRAVES, Marshall	14-0	72	7-19	0.368	4-14	0.286	0-0	0.000	18-1.3	5	5	9	3	0	0
VIAL, Reed	10-1	24	1-7	0.143	1-6	0.167	2-2	1.000	5-0.5	2	2	0	0	0	0
TEAM										73	3		10		
<b>LSU</b>	<b>31</b>	<b>6200</b>	<b>853-1893</b>	<b>0.451</b>	<b>196-584</b>	<b>0.336</b>	<b>417-599</b>	<b>0.696</b>	<b>2319-74.8</b>	<b>781</b>	<b>595</b>	<b>397</b>	<b>451</b>	<b>186</b>	<b>110</b>
<b>Opponents</b>	<b>31</b>	<b>6200</b>	<b>897-1899</b>	<b>0.472</b>	<b>277-724</b>	<b>0.383</b>	<b>501-698</b>	<b>0.718</b>	<b>2572-83.0</b>	<b>768</b>	<b>556</b>	<b>484</b>	<b>383</b>	<b>215</b>	<b>112</b>

## 2016-17 -- Record 10-21, 2-16 in the SEC, Coach Johnny Jones (Year 5)

	G-GS	MIN	FG-FGA	PCT.	3FG-FGA	PCT.	FT-FTA	PCT.	PTS-AVG.	REB	PF	A	TO	STL	BLK
BLAKENEY, Antonio	31-30	1019	194-424	0.458	53-148	0.358	92-127	0.724	533-17.2	149	49	54	64	21	3
REATH, Duop	31-30	859	157-308	0.510	11-35	0.314	47-78	0.603	372-12.0	193	105	25	65	16	46
SAMPSON, Brandon	31-26	853	121-255	0.475	39-115	0.339	78-100	0.780	359-11.6	96	55	42	63	19	14
VICTOR II, Craig	8-5	202	32-79	0.405	0-2	0.000	20-30	0.667	84-10.5	61	22	8	12	10	5
MAYS, Skylar	31-25	711	83-202	0.411	21-64	0.328	69-85	0.812	256-8.3	69	55	113	69	40	2
SIMS, Wayde	31-5	588	77-153	0.503	14-34	0.412	32-43	0.744	200-6.5	117	53	17	32	22	14
EPPS, Aaron	30-19	515	71-144	0.493	14-32	0.438	29-43	0.674	185-6.2	133	85	13	41	5	11
PATTERSON, Jaly	31-10	690	65-171	0.380	29-100	0.290	20-32	0.625	179-5.8	94	41	93	54	38	3
ROBINSON III, Elbert	22-1	140	17-28	0.607	0-0	0.000	12-29	0.414	46-2.1	31	39	6	20	3	6
EDDLSTONE, Brandon	12-1	99	7-14	0.500	2-4	0.500	2-4	0.500	18-1.5	26	12	1	3	0	1
JENKINS, Branden	18-2	152	8-40	0.200	4-13	0.308	4-11	0.364	24-1.3	10	18	11	7	5	1
HAYWARD, Kieran	26-0	214	10-45	0.222	9-31	0.290	3-5	0.600	32-1.2	29	31	8	4	4	3
BRIDGEWATER, Brian	23-1	103	10-21	0.476	0-0	0.000	6-7	0.857	26-1.1	18	21	3	6	2	1
GRAVES, Marshall	15-0	48	1-9	0.111	0-6	0.000	2-3	0.667	4-0.3	5	7	3	3	1	0
VIAL, Reed	7-0	7	0-0	0.000	0-0	0.000	1-2	0.500	1-0.1	1	0	0	1	0	0
TEAM										86	2		7		
<b>LSU</b>	<b>31</b>	<b>6200</b>	<b>853-1893</b>	<b>0.451</b>	<b>196-584</b>	<b>0.336</b>	<b>417-599</b>	<b>0.696</b>	<b>2319-74.8</b>	<b>1118</b>	<b>595</b>	<b>397</b>	<b>451</b>	<b>186</b>	<b>110</b>
<b>Opponents</b>	<b>31</b>	<b>6200</b>	<b>897-1899</b>	<b>0.472</b>	<b>277-724</b>	<b>0.383</b>	<b>501-698</b>	<b>0.718</b>	<b>1141-36.8</b>	<b>1141</b>	<b>556</b>	<b>484</b>	<b>383</b>	<b>215</b>	<b>112</b>

## 2015-16 -- Record 19-14, 11-7 in the SEC, Coach Johnny Jones (Year 4)

	G-GS	MIN	FG-FGA	PCT.	3FG-FGA	PCT.	FT-FTA	PCT.	PTS-AVG.	REB	PF	A	TO	STL	BLK
SIMMONS, Ben	33-32	1151	216-386	0.560	1-3	0.333	199-297	0.670	632-19.2	388	92	158	111	65	27
HORNBSBY, Keith	20-19	608	89-182	0.489	39-94	0.415	45-55	0.818	262-13.1	57	34	32	24	25	2
BLAKENEY, Antonio	33-24	1016	137-322	0.425	52-155	0.335	89-119	0.748	415-12.6	113	48	31	25		

# Year-by-Year Individual, Team Stats

## 2014-15 -- Record 22-11, 11-7 in the SEC, NCAA Tournament, Coach Johnny Jones (Year 3)

	G-GS	MIN	FG-FGA	PCT.	3FG-FGA	PCT.	FT-FTA	PCT.	PTS-AVG.	REB	PF	A	TO	STL	BLK
MARTIN, Jarell	33-32	1159	202-397	0.509	14-52	0.269	140-203	0.690	558-16.9	305	92	59	92	38	23
MICKEY, Jordan	31-31	1081	191-379	0.504	1-9	0.111	95-147	0.646	478-15.4	308	81	40	101	29	113
HORNBSBY, Keith	33-33	1172	156-370	0.422	72-183	0.393	58-74	0.784	442-13.4	138	52	69	47	37	16
QUARTERMAN, Tim	33-14	1108	125-293	0.427	40-128	0.313	89-124	0.718	379-11.5	173	84	133	80	47	19
GRAY, Josh	31-20	770	86-217	0.396	14-53	0.264	35-60	0.583	221-7.1	66	61	118	81	31	1
PATTERSON, Jalyn	31-11	760	75-184	0.408	44-118	0.373	16-19	0.842	210-6.8	75	27	68	26	37	3
BRIDGEWATER, Brian	29-0	192	28-52	0.538	0-0	0.000	7-11	0.636	63-2.2	31	36	6	11	7	3
EPPS, Aaron	14-2	87	8-24	0.333	2-8	0.250	0-0	0.000	18-1.3	20	9	4	6	4	5
ODO, John	16-10	114	8-14	0.571	0-0	0.000	4-6	0.667	20-1.3	18	14	2	4	0	6
EDDLESTONE, Brandon	3-0	9	1-2	0.500	1-1	1.000	0-0	0.000	3-1.0	1	1	0	1	1	0
SHORTLESS, Henry	3-0	6	1-1	1.000	1-1	1.000	0-0	0.000	3-1.0	0	0	0	0	0	0
MALONE, Darcy	25-8	216	8-21	0.381	0-5	0.000	6-12	0.500	22-0.9	35	46	11	11	4	12
ROBINSON III, Elbert	11-4	68	3-7	0.429	0-0	0.000	0-2	0.000	6-0.5	17	13	5	9	5	3
ROBINSON, Antonio	1-0	4	0-0	0.000	0-0	0.000	0-0	0.000	0-0.0	1	0	0	1	0	0
SPEIGHT, Carlton	1-0	4	0-1	0.000	0-0	0.000	0-0	0.000	0-0.0	0	0	1	0	0	0
TEAM										106			6		
<b>LSU</b>	<b>33</b>	<b>6750</b>	<b>892-1962</b>	<b>0.455</b>	<b>189-558</b>	<b>0.339</b>	<b>450-658</b>	<b>0.684</b>	<b>2423-73.4</b>	<b>1294</b>	<b>516</b>	<b>516</b>	<b>476</b>	<b>240</b>	<b>204</b>
<b>Opponents</b>	<b>33</b>	<b>6750</b>	<b>824-2052</b>	<b>0.402</b>	<b>185-599</b>	<b>0.309</b>	<b>400-604</b>	<b>0.662</b>	<b>2233-67.7</b>	<b>1219</b>	<b>584</b>	<b>386</b>	<b>450</b>	<b>264</b>	<b>123</b>

## 2013-14 -- Record 20-14, 9-9 in the SEC, NIT Second Round, Coach Johnny Jones (Year 2)

	G-GS	MIN	FG-FGA	PCT.	3FG-FGA	PCT.	FT-FTA	PCT.	PTS-AVG.	REB	PF	A	TO	STL	BLK
O'BRYANT III, Johnny	34-34	1020	203-409	0.496	1-2	0.500	118-186	0.634	525-15.4	262	108	55	108	17	31
MICKEY, Jordan	34-34	1116	171-321	0.533	0-5	0.000	91-131	0.695	433-12.7	267	74	36	78	21	106
STRINGER, Andre	34-14	875	123-292	0.421	74-184	0.402	81-100	0.810	401-11.8	86	68	88	44	34	1
MARTIN, Jarell	32-25	837	121-257	0.471	27-81	0.333	62-90	0.689	331-10.3	146	78	29	52	27	22
COLEMAN, Shavon	34-23	858	106-253	0.419	44-123	0.358	53-70	0.757	309-9.1	147	69	64	54	50	11
HICKEY, Anthony	34-31	1065	100-272	0.368	62-180	0.344	23-40	0.575	285-8.4	94	78	126	45	62	5
MORGAN, Malik	21-6	326	32-88	0.364	9-36	0.250	19-37	0.514	92-4.4	66	39	24	17	17	6
QUARTERMAN, Tim	33-3	405	28-106	0.264	10-48	0.208	17-31	0.548	83-2.5	61	51	49	35	24	8
MALONE, Darcy	19-0	73	11-20	0.550	3-7	0.429	1-4	0.250	26-1.4	18	26	3	6	1	1
ODO, John	28-0	145	11-18	0.611	0-0	0.000	6-11	0.545	28-1.0	38	25	0	8	4	7
HAMMINK, Shane	21-0	121	9-16	0.563	0-3	0.000	2-7	0.286	20-1.0	21	15	4	10	2	1
EDDLESTONE, Brandon	9-0	19	2-9	0.222	0-2	0.000	0-0	0.000	4-0.4	7	3	0	1	1	0
SHORTLESS, Henry	7-0	15	1-6	0.167	1-4	0.250	0-0	0.000	3-0.4	0	1	2	3	1	0
TEAM										121			3		
<b>LSU</b>	<b>34</b>	<b>6875</b>	<b>918-2067</b>	<b>0.444</b>	<b>231-675</b>	<b>0.342</b>	<b>473-707</b>	<b>0.669</b>	<b>2540-74.7</b>	<b>1334</b>	<b>635</b>	<b>480</b>	<b>464</b>	<b>199</b>	<b>261</b>
<b>Opponents</b>	<b>34</b>	<b>6875</b>	<b>833-2010</b>	<b>0.414</b>	<b>212-593</b>	<b>0.358</b>	<b>545-778</b>	<b>0.701</b>	<b>2423-71.3</b>	<b>1241</b>	<b>608</b>	<b>388</b>	<b>433</b>	<b>126</b>	<b>235</b>

## 2012-13 -- Record 19-12, 9-9 in the SEC, Coach Johnny Jones (Year 1)

	G-GS	MIN	FG-FGA	PCT.	3FG-FGA	PCT.	FT-FTA	PCT.	PTS-AVG.	REB	PF	A	TO	STL	BLK
O'BRYANT III, Johnny	29-28	845	153-319	0.480	3-12	0.250	84-141	0.596	393-13.6	253	89	49	93	15	20
HICKEY, Anthony	29-23	957	123-319	0.386	60-183	0.328	20-45	0.444	326-11.2	102	80	109	51	85	5
CARMOUCHE, Charles	30-23	800	104-236	0.441	49-132	0.371	65-97	0.670	322-10.7	118	70	107	53	57	4
COLEMAN, Shavon	31-8	870	118-264	0.447	13-43	0.302	78-111	0.703	327-10.5	184	74	26	54	43	28
STRINGER, Andre	31-25	950	107-270	0.396	67-164	0.409	42-57	0.737	323-10.4	58	60	65	54	25	5
MORGAN, Malik	31-14	570	56-137	0.409	25-74	0.338	26-42	0.619	163-5.3	90	71	39	27	38	10
DEL PIERO, Andrew	31-22	423	54-98	0.551	0-0	0.000	24-44	0.545	132-4.3	97	43	4	25	5	34
LUDWIG, Eddie	9-4	112	10-26	0.385	0-0	0.000	10-22	0.455	30-3.3	26	17	5	14	3	0
COLLINS, Corban	27-6	246	23-61	0.377	12-26	0.462	11-16	0.688	69-2.6	28	19	16	30	4	3
COURTNEY, Jalen	26-0	226	21-51	0.412	0-2	0.000	13-20	0.650	55-2.1	54	28	2	12	1	7
HAMMINK, Shane	26-2	281	19-55	0.345	5-22	0.227	11-19	0.579	54-2.1	43	29	20	20	4	3
BADEAUX, Joshua	5-0	8	0-1	0.000	0-0	0.000	0-0	0.000	0-0.0	1	1	0	1	0	0
JACKSON, Dave	3-0	5	0-0	0.000	0-0	0.000	0-0	0.000	0-0.0	0	2	0	1	1	0
WILLIAMS, Mychal	5-0	7	0-2	0.000	0-0	0.000	0-0	0.000	0-0.0	1	1	0	1	1	0
TEAM										95			9		
<b>LSU</b>	<b>31</b>	<b>6300</b>	<b>788-1839</b>	<b>0.428</b>	<b>234-658</b>	<b>0.356</b>	<b>384-614</b>	<b>0.625</b>	<b>2194-70.8</b>	<b>1150</b>	<b>584</b>	<b>442</b>	<b>445</b>	<b>282</b>	<b>119</b>
<b>Opponents</b>	<b>31</b>	<b>6300</b>	<b>751-1782</b>	<b>0.421</b>	<b>173-549</b>	<b>0.315</b>	<b>463-677</b>	<b>0.684</b>	<b>2138-69.0</b>	<b>1166</b>	<b>552</b>	<b>330</b>	<b>470</b>	<b>228</b>	<b>129</b>

## 2011-12 -- Record 18-15, 7-9 in the SEC, NIT, Coach Trent Johnson (Year 4)

	G-GS	MIN	FG-FGA	PCT.	3FG-FGA	PCT.	FT-FTA	PCT.	PTS-AVG.	REB	PF	A	TO	STL	BLK
HAMILTON, Justin	33-32	990	158-320	0.494	3-12	0.250	107-137	0.781	426-12.9	238	83	30	57	25	43
STRINGER, Andre	28-24	903	90-258	0.349	44-139	0.317	60-73	0.822	284-10.1	57	56	76	49	37	0
TURNER, Ralston	33-32	957	102-276	0.370	51-137	0.372	46-61	0.754	301-9.1	98	81	53	58	18	8
HICKEY, Anthony	33-31	1030	112-292	0.384	44-140	0.314	26-47	0.553	294-8.9	119	79	125	63	69	5
O'BRYANT III, Johnny	28-17	600	91-228	0.399	2-12	0.167	55-88	0.625	239-8.5	187	58	11	66	15	21
WARREN, Storm	33-16	638	112-249	0.450	0-2	0.000	48-69	0.696	272-8.2	167	81	18	30	30	28
WHITE, Malcolm	29-1	285	42-91	0.462	0-0	0.000	15-36	0.417	99-3.4	61	38	5	20	5	8
ISAAC, John	31-2	441	30-89	0.337	8-28	0.286	16-21	0.762	84-2.7	37	37	33	30	5	3
COURTNEY, Jalen	20-0	139	17-48	0.354	10-27	0.370	2-2	1.000	46-2.3	24	15	4	2	1	2
LUDWIG, Eddie	29-8	291	19-53	0.358	5-19	0.263	15-18	0.833	58-2.0	55	37	11	14	6	8
BASS, Chris	32-2	413	17-37	0.459	6-14	0.429	11-26	0.423	51-1.6	49	24	49	33	21	1
DEL PIERO, Andrew	4-0	12	1-6	0.167	0-0	0.000	1-4	0.250	3-0.8	2	1	0	2	0	1
MARTIN, Ronald	1-0	1	0-0	0.000	0-0	0.000	0-0	0.000	0-0.0	0	0	0	0	0	0
TEAM										123	2		5		
<b>LSU</b>	<b>33</b>	<b>6700</b>	<b>791-1947</b>	<b>.406</b>	<b>173-530</b>	<b>.326</b>	<b>402-582</b>	<b>.691</b>	<b>2157-65.4</b>	<b>1217</b>	<b>592</b>	<b>415</b>	<b>429</b>	<b>232</b>	<b>128</b>
<b>Opponents</b>	<b>33</b>	<b>6700</b>	<b>745-1775</b>	<b>.420</b>	<b>174-545</b>	<b>.319</b>	<b>455-660</b>	<b>.689</b>	<b>2119-64.2</b>	<b>1178</b>	<b>592</b>	<b>337</b>	<b>483</b>	<b>249</b>	<b>132</b>

## 2010-11 -- Record 11-21, 3-13 in the SEC, Coach Trent Johnson (Year 3)

	G-GS	MIN	FG-FGA	PCT.	3FG-FGA	PCT.	FT-FTA	PCT.	PTS-AVG.	REB
--	------	-----	--------	------	---------	------	--------	------	----------	-----

# Year-by-Year Individual, Team Stats

## 2009-10 -- Record 11-20, 2-14 in the SEC, Coach Trent Johnson (Year 2)

	G-GS	MIN	FG-FGA	PCT.	3FG-FGA	PCT.	FT-FTA	PCT.	PTS-AVG.	REB	PF	A	TO	STL	BLK
MITCHELL, Tasmin	31-31	1,167	196-453	0.433	32-94	0.340	97-133	0.729	521-16.8	292	70	58	69	41	16
SPENCER, Bo	30-28	1,086	138-414	0.333	61-215	0.284	99-118	0.839	436-14.5	74	42	80	100	33	5
WARREN, Storm	31-31	827	141-263	0.536	0-0	0.000	84-123	0.683	366-11.8	223	104	13	46	33	44
HARRIS, Dennis	29-9	415	56-111	0.505	5-16	0.313	17-32	0.531	134-4.6	91	64	14	19	8	14
KINSLEY, Zach	31-6	496	36-102	0.353	17-43	0.395	17-20	0.850	106-3.4	41	44	20	22	10	7
DOTSON, Aaron	29-17	539	32-109	0.294	7-46	0.152	23-43	0.535	94-3.2	48	61	29	33	12	12
LUDWIG, Eddie	30-1	383	22-64	0.344	0-8	0.000	26-30	0.867	70-2.3	74	47	19	19	14	3
BASS, Chris	31-19	744	28-84	0.333	6-33	0.182	8-19	0.421	70-2.3	73	51	97	38	24	5
GREEN, Garrett	30-11	320	27-80	0.338	1-4	0.250	8-27	0.296	63-2.1	74	51	9	30	12	10
BEATTIE, Chris	13-1	93	8-24	0.333	7-17	0.412	2-3	0.667	25-1.9	7	2	4	3	1	0
POPULIST, Daron	16-0	156	6-21	0.286	5-16	0.313	3-4	0.750	20-1.3	8	7	9	9	1	0
FARRER, Alex	1-1	4	0-0	0.000	0-0	0.000	0-0	0.000	0-0.0	0	0	0	0	0	0
JACOBSEN, Taylor	4-0	5	0-1	0.000	0-0	0.000	0-0	0.000	0-0.0	3	1	0	0	1	0
TEAM										104	3		9		
<b>LSU</b>	<b>31</b>	<b>6225</b>	<b>690-1726</b>	<b>0.400</b>	<b>141-492</b>	<b>0.287</b>	<b>384-552</b>	<b>0.696</b>	<b>1905-61.5</b>	<b>1112</b>	<b>547</b>	<b>352</b>	<b>397</b>	<b>190</b>	<b>116</b>
<b>Opponents</b>	<b>31</b>	<b>6225</b>	<b>722-1675</b>	<b>0.431</b>	<b>204-589</b>	<b>0.346</b>	<b>411-618</b>	<b>0.665</b>	<b>2059-66.4</b>	<b>1082</b>	<b>534</b>	<b>326</b>	<b>384</b>	<b>216</b>	<b>123</b>

## 2008-09 -- Record 27-8, 13-3 in the SEC, SEC Champions, NCAA Tournament (2nd rd), Coach Trent Johnson (Year 1)

	G-GS	MIN	FG-FGA	PCT.	3FG-FGA	PCT.	FT-FTA	PCT.	PTS-AVG.	REB	PF	A	TO	STL	BLK
THORNTON, Marcus	35-35	1,116	256-542	0.472	78-201	0.388	149-200	0.745	739-21.1	192	72	75	64	56	13
MITCHELL, Tasmin	35-34	1,137	224-429	0.522	10-19	0.526	111-153	0.725	569-16.3	251	89	68	70	55	23
SPENCER, Bo	33-32	1,030	124-301	0.412	60-149	0.403	68-81	0.840	376-11.4	96	59	87	63	27	3
JOHNSON, Chris	35-35	883	107-236	0.453	1-5	0.200	56-75	0.747	271-7.7	253	78	41	57	16	95
TEMPLE, Garrett	35-35	1,060	76-210	0.362	29-94	0.309	66-82	0.805	247-7.1	159	98	134	67	60	24
MARTIN, Terry	31-3	492	52-145	0.359	24-68	0.353	16-24	0.667	144-4.6	71	32	32	30	10	10
THORNTON, Quintin	33-1	457	33-62	0.532	0-0	0.000	19-41	0.463	85-2.6	98	73	19	21	16	13
WARREN, Storm	30-0	224	21-49	0.429	0-0	0.000	19-39	0.487	61-2.0	53	32	6	9	12	15
FARRER, Alex	32-0	233	17-53	0.321	7-22	0.318	13-18	0.722	54-1.7	25	35	18	17	6	7
GRAHAM, Delwan	25-0	119	18-34	0.529	0-0	0.000	6-9	0.667	42-1.7	37	15	6	6	3	8
BASS, Chris	28-0	276	7-26	0.269	4-14	0.286	5-14	0.357	23-0.8	31	21	43	14	5	1
KINSLEY, ZACH	9-0	23	2-6	0.333	0-0	0.000	2-4	0.500	6-0.7	4	3	0	3	1	0
TEAM										95	2		4		
<b>LSU</b>	<b>35</b>	<b>7050</b>	<b>937-2093</b>	<b>0.448</b>	<b>213-572</b>	<b>0.372</b>	<b>530-740</b>	<b>0.716</b>	<b>2617-74.8</b>	<b>1365</b>	<b>609</b>	<b>529</b>	<b>425</b>	<b>267</b>	<b>212</b>
<b>Opponents</b>	<b>35</b>	<b>7050</b>	<b>820-2005</b>	<b>0.409</b>	<b>188-596</b>	<b>0.315</b>	<b>488-705</b>	<b>0.692</b>	<b>2316-66.2</b>	<b>1185</b>	<b>633</b>	<b>332</b>	<b>461</b>	<b>214</b>	<b>111</b>

## 2007-08 -- Record 13-18, 6-10 in the SEC, Coach John Brady (Year 11)/Coach Butch Pierre (final 10 games)

	G-GS	MIN	FG-FGA	PCT.	3FG-FGA	PCT.	FT-FTA	PCT.	PTS-AVG.	REB	PF	A	TO	STL	BLK
THORNTON, Marcus	31-30	1,043	212-486	0.436	90-239	0.377	94-115	0.817	608-19.6	174	62	44	68	43	10
RANDOLPH, Anthony	31-31	1,016	183-394	0.464	2-19	0.105	115-166	0.693	483-15.6	263	85	38	92	35	70
JOHNSON, Chris	26-23	746	114-217	0.525	15-49	0.306	46-54	0.852	289-11.1	165	59	20	60	16	66
MARTIN, Terry	31-16	752	97-261	0.372	43-141	0.305	21-29	0.724	258-8.3	77	50	50	45	7	9
MITCHELL, Tasmin	3-3	66	7-21	0.333	0-5	0.000	8-10	0.800	22-7.3	17	8	6	9	7	1
TEMPLE, Garrett	31-29	1,067	61-155	0.394	22-73	0.301	55-70	0.786	199-6.4	131	92	110	75	41	22
SPENCER, Bo	30-2	475	33-102	0.324	20-62	0.323	16-22	0.727	102-3.4	36	36	41	27	15	1
MASON, Dameon	7-0	120	9-28	0.321	0-0	0.000	4-11	0.364	22-3.1	21	13	5	5	5	4
FARRER, Alex	27-15	474	28-73	0.384	7-31	0.226	18-28	0.643	81-3.0	47	40	35	28	15	4
GREEN, Garrett	25-1	241	20-47	0.426	2-5	0.400	3-7	0.429	45-1.8	40	41	3	11	1	5
THORNTON, Quintin	17-5	218	7-13	0.538	0-0	0.000	5-8	0.625	19-1.1	28	31	7	7	1	2
TERREBONNE, Greg	4-0	8	1-3	0.333	0-0	0.000	2-2	1.000	4-1.0	0	0	2	1	0	0
TEAM										109	1		1		
<b>LSU</b>	<b>31</b>	<b>6225</b>	<b>722-1800</b>	<b>0.429</b>	<b>201-624</b>	<b>0.322</b>	<b>386-521</b>	<b>0.741</b>	<b>2131-68.7</b>	<b>1108</b>	<b>520</b>	<b>362</b>	<b>428</b>	<b>186</b>	<b>196</b>
<b>Opponents</b>	<b>31</b>	<b>6225</b>	<b>795-1884</b>	<b>0.422</b>	<b>210-608</b>	<b>0.345</b>	<b>345-515</b>	<b>0.670</b>	<b>2145-69.2</b>	<b>1164</b>	<b>509</b>	<b>391</b>	<b>415</b>	<b>208</b>	<b>112</b>

## 2006-07 -- Record 17-15, 5-11 in the SEC, NIT, Coach John Brady (Year 10)

	G-GS	MIN	FG-FGA	PCT.	3FG-FGA	PCT.	FT-FTA	PCT.	PTS-AVG.	REB	PF	A	TO	STL	BLK
DAVIS, Glen	29-28	1,016	178-368	0.484	17-49	0.347	139-195	0.713	512-17.7	303	67	66	82	32	28
MITCHELL, Tasmin	32-32	1,092	173-371	0.466	41-109	0.376	78-104	0.750	465-14.5	189	76	59	55	34	25
MARTIN, Terry	24-16	701	93-227	0.410	52-134	0.388	15-26	0.577	253-10.5	67	37	35	43	11	6
TEMPLE, Garrett	32-32	1,099	91-230	0.396	35-130	0.269	57-70	0.814	274-8.6	118	79	138	83	52	34
LAZARE, Darnell	30-25	720	90-162	0.556	0-0	0.000	41-66	0.621	221-7.4	136	54	21	49	23	11
MASON, Dameon	31-14	594	61-143	0.427	9-28	0.321	35-50	0.700	166-5.4	93	48	25	40	16	6
ROLLE, Magnum	29-9	485	50-116	0.431	0-1	0.000	15-27	0.556	115-4.0	118	57	11	29	16	31
MINOR, Tack	16-2	239	21-57	0.368	8-26	0.308	8-13	0.615	58-3.6	26	18	35	28	17	0
JOHNSON, Chris	18-2	122	24-43	0.558	3-6	0.500	7-11	0.636	58-3.2	29	19	3	8	2	12
VOOGD, Ben	27-0	289	14-34	0.412	5-14	0.357	4-4	1.000	37-1.4	24	28	45	24	14	0
FARRER, Alex	14-0	87	5-23	0.217	4-20	0.200	4-6	0.667	18-1.3	14	7	6	5	0	2
TERREBONNE, Greg	5-0	7	0-0	0.000	0-0	0.000	0-0	0.000	0-0.0	3	0	1	1	1	0
TEAM										86	2		5		
<b>LSU</b>	<b>32</b>	<b>6450</b>	<b>800-1774</b>	<b>0.451</b>	<b>174-517</b>	<b>0.337</b>	<b>403-572</b>	<b>0.705</b>	<b>2177-68.0</b>	<b>1205</b>	<b>493</b>	<b>445</b>	<b>452</b>	<b>155</b>	<b>218</b>
<b>Opponents</b>	<b>32</b>	<b>6450</b>	<b>732-1810</b>	<b>0.404</b>	<b>191-585</b>	<b>0.326</b>	<b>352-505</b>	<b>0.697</b>	<b>2007-62.7</b>	<b>1026</b>	<b>506</b>	<b>322</b>	<b>399</b>	<b>95</b>	<b>217</b>

## 2005-06 -- Record 27-9, 14-2 in the SEC, SEC Champions, NCAA Final Four, Coach John Brady (Year 9)

	G-GS	MIN	FG-FGA	PCT.	3FG-FGA	PCT.	FT-FTA	PCT.	PTS-AVG.	REB	PF	A	TO	STK	BLK
DAVIS, Glen	36-36	1,144	250-505	0.495	6-23	0.261	163-241	0.676	669-18.6	350	89	50	96	47	41
MITCHELL, Darrel	36-36	1,322	200-459	0.436	82-208	0.394	122-161	0.758	604-16.8	134	81	160	99	70	11
THOMAS, Tyrus	32-21	829	152-250	0.608	1-1	1.000	90-137	0.657	395-12.3	295	82	42	59	33	99
MITCHELL, Tasmin	36-36	1,240	162-365	0.444	28-95	0.295	60-81	0.741	412-11.4	201	85	100	83	53	18
LAZARE, Darnell	36-15	682	91-186	0.489	1-1	1.000	57-84	0.679	240-6.7	121	61	20	53	20	11
TEMPLE, Garrett	36-35	1,207	65-194	0.335	27-109	0.248	25-37	0.676	182-5.1	94	87	99	70	38	31
MINOR, Tack	3-0	40	3-11	0.273	0-1	0.000	2-3	0.667	8-2.7	5	3	4	6	4	0
ROLLE, Magnum	33-0	288	30-65	0.462	0-0	0.000	11-24	0.458	71-2.2	82	32	6	18	10	21
JOHNSON, Chris	10-0	43	6-18	0.333	0-6	0.000	1-2	0.500	13-1.3	7	2	3	6	2	3
VOOGD, Ben	36-1	442	13-35	0.371	2-8	0.250	11-16	0.688	39-1.1	28	43	63	58	21	1
FLESHMAN, David	8-0	14	0-4	0.000	0-2	0.000	0-0	0.000	0-0.0	2	0	0	2	0	0
TEAM										128	2		5		
<b>LSU</b>	<b>36</b>	<b>7250</b>	<b>972-2092</b>	<b>0.465</b>	<b>147-454</b>	<b>0.324</b>	<b>542-786</b>	<b>0.690</b>	<b>2663-73.1</b>	<b>1447</b>	<b>567</b>	<b>547</b>	<b>555</b>	<b>298</b>	<b>236</b>
<b>Opponents</b>	<														

# Year-by-Year Individual, Team Stats

## 2004-05 -- Record 20-10, 12-4 in the SEC, SEC Western Division Champions, NCAA Tournament, Coach John Brady (Year 8)

	G-GS	MIN	FG-FGA	PCT.	3FG-FGA	PCT.	FT-FTA	PCT.	PTS-AVG.	REB	PF	A	TO	STL	BLK
BASS, Brandon	30-30	1,007	181-319	0.567	12-26	0.462	146-188	0.777	520-17.3	272	73	25	54	24	48
DAVIS, Glen	30-29	876	138-269	0.513	3-12	0.250	127-182	0.698	406-13.5	263	94	31	50	29	41
MITCHELL, Darrel	30-30	1,050	125-312	0.401	67-184	0.364	77-91	0.846	394-13.1	79	83	88	65	54	4
HUDSON, Antonio	30-30	1,086	138-306	0.451	64-162	0.395	53-80	0.663	393-13.1	95	62	58	47	30	10
MINOR, Tack	30-30	857	114-304	0.375	38-127	0.299	58-86	0.674	324-10.8	118	60	137	108	41	3
KOUNDJIA, Regis	6-0	74	7-18	0.389	3-7	0.429	2-3	0.667	19-3.2	13	8	8	8	2	3
NELTNER, Ross	30-1	405	30-68	0.441	9-21	0.429	18-25	0.720	87-2.9	93	52	22	24	9	8
WHIPPLE, Xavier	30-0	568	22-53	0.415	9-28	0.321	10-17	0.588	63-2.1	50	33	70	32	15	2
LAZARE, Darnell	25-0	173	20-34	0.588	0-0	0.000	9-13	0.692	49-2.0	30	20	2	5	4	6
WOLFERT, Paul	13-0	21	1-5	0.200	0-3	0.000	0-0	0.000	2-0.2	3	2	1	3	1	1
FLESHMAN, David	2-0	3	0-1	0.000	0-0	0.000	0-0	0.000	0-0.0	0	1	0	1	0	0
MARAVICH, Josh	4-0	5	0-1	0.000	0-1	0.000	0-0	0.000	0-0.0	0	1	0	1	0	0
TEAM										81	1		7		
<b>LSU</b>	<b>30</b>	<b>6125</b>	<b>776-1690</b>	<b>0.459</b>	<b>205-571</b>	<b>0.359</b>	<b>500-685</b>	<b>0.730</b>	<b>2257-75.2</b>	<b>1097</b>	<b>490</b>	<b>442</b>	<b>405</b>	<b>209</b>	<b>127</b>
<b>Opponents</b>	<b>30</b>	<b>6125</b>	<b>776-1746</b>	<b>0.444</b>	<b>225-593</b>	<b>0.379</b>	<b>365-532</b>	<b>0.686</b>	<b>2142-71.4</b>	<b>963</b>	<b>572</b>	<b>353</b>	<b>376</b>	<b>189</b>	<b>81</b>

## 2003-04 -- Record 18-11, 8-8 in the SEC, NIT, Coach John Brady (Year 7)

	G-GS	MIN	FG-FGA	PCT.	3FG-FGA	PCT.	FT-FTA	PCT.	PTS-AVG.	REB	PF	A	TO	BLK	STL
LLOREDA, Jaime	22-21	759	140-241	0.581	0-4	0.000	92-170	0.541	372-16.9	256	61	31	74	12	28
BASS, Brandon	29-28	1,014	121-240	0.504	5-19	0.263	123-157	0.783	370-12.8	214	59	17	55	21	56
MITCHELL, Darrel	29-18	884	115-279	0.412	67-160	0.419	49-69	0.710	346-11.9	81	73	63	41	50	3
HUDSON, Antonio	28-21	885	95-241	0.394	40-115	0.348	56-90	0.622	286-10.2	109	62	53	49	25	6
MINOR, Tack	29-2	449	63-174	0.362	32-95	0.337	51-75	0.680	209-7.2	55	47	49	55	21	0
WHIPPLE, Xavier	29-26	718	36-108	0.333	12-50	0.240	36-47	0.766	120-4.1	69	44	88	62	17	6
KOUNDJIA, Regis	27-20	492	38-105	0.362	9-44	0.205	19-37	0.514	104-3.9	98	63	27	36	15	12
LAZARE, Darnell	29-8	357	36-64	0.563	0-0	0.000	13-25	0.520	85-2.9	69	26	8	24	10	9
WOLFERT, Paul	3-0	7	2-2	1.000	1-1	1.000	0-0	0.000	5-1.7	1	0	0	1	0	0
GIPSON, Tony	2-0	10	1-6	0.167	0-2	0.000	0-0	0.000	2-1.0	1	1	0	2	2	0
NELTNER, Ross	21-0	187	8-20	0.400	2-6	0.333	2-5	0.400	20-1.0	23	21	8	14	2	2
THOMPSON, Charlie	9-1	39	1-7	0.143	0-4	0.000	3-3	1.000	5-0.6	3	3	2	3	1	0
MARAVICH, Josh	1-0	1	0-0	0.000	0-0	0.000	0-0	0.000	0-0.0	0	0	0	0	0	0
TEAM										86			10		
<b>LSU</b>	<b>29</b>	<b>5800</b>	<b>656-1487</b>	<b>0.441</b>	<b>168-500</b>	<b>0.336</b>	<b>444-678</b>	<b>0.655</b>	<b>1924-66.3</b>	<b>1065</b>	<b>460</b>	<b>346</b>	<b>426</b>	<b>176</b>	<b>122</b>
<b>Opponents</b>	<b>29</b>	<b>5800</b>	<b>695-1675</b>	<b>0.415</b>	<b>172-491</b>	<b>0.350</b>	<b>289-446</b>	<b>0.648</b>	<b>1851-63.8</b>	<b>960</b>	<b>560</b>	<b>335</b>	<b>358</b>	<b>216</b>	<b>82</b>

## 2002-03 -- Record 21-11, 8-8 in the SEC, NCAA Tournament, Coach John Brady (Year 6)

	G-GS	MIN	FG-FGA	PCT.	3FG-FGA	PCT.	FT-FTA	PCT.	PTS-AVG.	REB	PF	A	TO	STL	BLK
DUPREE, Ronald	32-32	1,063	199-376	0.529	13-37	0.351	93-137	0.679	504-15.8	249	79	77	64	22	8
LLOREDA, Jaime	30-29	875	144-256	0.563	0-1	0.000	82-148	0.554	370-12.3	269	84	34	68	27	61
BRIGHT, Torris	32-32	1,012	119-259	0.459	62-152	0.408	56-77	0.727	356-11.1	100	55	150	74	59	11
TEMPLE III, Collis	32-32	825	117-269	0.435	57-152	0.375	55-71	0.775	346-10.8	112	65	55	60	28	11
HUDSON, Antonio	32-16	806	86-213	0.404	27-89	0.303	40-59	0.678	239-7.5	94	65	62	45	42	12
MITCHELL, Darrel	32-0	635	71-172	0.413	42-99	0.424	41-56	0.732	225-7.0	70	67	56	39	45	6
JOHNSON, Shawnson	3-0	53	8-17	0.471	0-0	0.000	0-4	0.000	16-5.3	21	3	2	7	3	7
GIPSON, Tony	11-0	103	18-36	0.500	8-20	0.400	6-12	0.500	50-4.5	10	6	4	10	7	0
BRIDGEWATER, Brad	32-6	407	41-84	0.488	0-0	0.000	13-27	0.481	95-3.0	59	49	10	21	7	13
WHIPPLE, Xavier	21-13	320	20-38	0.526	5-14	0.357	12-18	0.667	57-2.7	26	23	39	29	8	2
DAVIS, Thomas	14-0	65	15-23	0.652	0-2	0.000	2-5	0.400	32-2.3	15	9	3	5	4	1
TRASK, Courtney	6-0	23	1-2	0.500	0-0	0.000	3-6	0.500	5-0.8	3	0	1	2	1	0
WOLFERT, Paul	6-0	9	1-1	1.000	0-0	0.000	3-4	0.750	5-0.8	0	0	1	0	0	0
BUSH, Tim	10-0	36	3-7	0.429	0-1	0.000	1-5	0.200	7-0.7	15	1	4	3	0	0
MARAVICH, Josh	7-0	10	2-2	1.000	0-0	0.000	0-0	0.000	4-0.6	0	1	0	2	0	0
THOMPSON, Charlie	22-0	144	5-9	0.556	1-4	0.250	1-2	0.500	12-0.5	11	11	17	16	2	0
GREEN, Brian	9-0	14	1-3	0.333	0-0	0.000	1-2	0.500	3-0.3	1	2	0	1	0	0
TEAM										69	5				
<b>LSU</b>	<b>32</b>	<b>6400</b>	<b>851-1767</b>	<b>0.482</b>	<b>215-571</b>	<b>0.377</b>	<b>409-633</b>	<b>0.646</b>	<b>2326-72.7</b>	<b>1124</b>	<b>525</b>	<b>515</b>	<b>446</b>	<b>256</b>	<b>132</b>
<b>Opponents</b>	<b>32</b>	<b>6400</b>	<b>736-1792</b>	<b>0.411</b>	<b>204-577</b>	<b>0.354</b>	<b>354-524</b>	<b>0.676</b>	<b>2030-63.4</b>	<b>1048</b>	<b>592</b>	<b>359</b>	<b>501</b>	<b>238</b>	<b>78</b>

## 2001-02 -- Record 19-15, 6-10 in the SEC, NIT Second Round, Coach John Brady (Year 5)

	G-GS	MIN	FG-FGA	PCT.	3FG-FGA	PCT.	FT-FTA	PCT.	PTS-AVG.	REB	PF	A	TO	STL	BLK
DUPREE, Ronald	34-34	1,202	220-487	0.452	31-108	0.287	81-145	0.559	552-16.2	290	114	73	107	35	22
TEMPLE III, Collis	21-19	592	92-214	0.430	39-104	0.375	58-71	0.817	281-13.4	126	45	47	50	21	4
BRIGHT, Torris	34-34	1,161	150-346	0.434	76-193	0.394	78-110	0.709	454-13.4	129	76	129	123	60	6
HUDSON, Antonio	34-16	957	124-288	0.431	43-111	0.387	60-91	0.659	351-10.3	113	55	53	52	42	11
BRIDGEWATER, Brad	34-31	781	104-190	0.547	0-0	0.000	19-40	0.475	227-6.7	133	94	12	36	17	18
WILLIAMS, Jermaine	34-32	1,017	71-141	0.504	3-11	0.273	70-82	0.854	215-6.3	158	60	88	56	76	13
DAVIS, Thomas	26-2	288	47-86	0.547	1-1	1.000	12-19	0.632	107-4.1	60	51	6	24	5	4
YOUNG, JueMichael	12-1	76	8-21	0.381	2-7	0.286	3-8	0.375	21-1.8	7	4	3	7	1	0
WILSON, Jason	30-1	317	18-42	0.429	0-0	0.000	14-31	0.452	50-1.7	62	35	5	17	7	1
THOMPSON, Charlie	31-0	346	9-25	0.360	7-17	0.412	22-24	0.917	47-1.5	18	24	38	27	13	0
BOZEK, Pete	5-0	9	2-5	0.400	1-3	0.333	0-0	0.000	5-1.0	3	3	1	4	0	0
WHIPPLE, Xavier	18-0	104	5-15	0.333	1-6	0.167	3-5	0.600	14-0.8	12	9	12	9	3	0
TEAM										106	2		5		
<b>LSU</b>	<b>34</b>	<b>6850</b>	<b>850-1860</b>	<b>.457</b>	<b>204-561</b>	<b>.364</b>	<b>420-626</b>	<b>.671</b>	<b>2324-68.4</b>	<b>1217</b>	<b>572</b>	<b>467</b>	<b>517</b>	<b>280</b>	<b>79</b>
<b>Opponents</b>	<b>34</b>	<b>6850</b>	<b>797-1913</b>	<b>.417</b>	<b>226-684</b>	<b>.330</b>	<b>356-575</b>	<b>.619</b>	<b>2176-64.0</b>	<b>1130</b>	<b>595</b>	<b>402</b>	<b>511</b>	<b>263</b>	<b>93</b>

## 2000-01 -- Record 13-16, 2-14 in the SEC, Coach John Brady (Year 4)

	G-GS	MIN	FG-FGA	PCT.	3FG-FGA	PCT.	FT-FTA	PCT.	PTS-AVG.	REB	PF	A	TO	STL	BLK
DUPREE, Ronald	29-28	1,012	183-377	0.485	21-64	0.328	116-166	0.699	503-17.3	256	81	41	88	37	17
TEMPLE III, Collis	29-28	918	134-297	0.451	53-146	0.363	88-120	0.733	409-14.1	133	83	65	78	40	10
BESHARA, Brian	29-29	887	111-299	0.371	48-133	0.361	54-78	0.692	324-11.2	173	89	68	66	47	16
BRIGHT, Torris	29-28	940	104-250	0.416	44-122	0.361	62-85	0.729	314-10.8	81	63	118	110	57	3
ROLAND, Lamont	11-10	317	42-91	0.462	13-32	0.406	15-33	0.455	112-10.2	39	28	52	23	24	4
WILLIAMS, Jermaine	29-20	840	76-153	0.497	5-17	0.294	59-85	0.694	216-7.4	114	53	55	34	42	7
WILSON, Jason	29-1	491	44-87	0.506	0-0	0.000	20-31	0.645	108-3.7	102	72	3	17	7	6
ROYAL, Robert	5-0	37	3-7	0.429	0-0	0.000	4-8	0.500	10-2.0	6	2	3	2	0	0
WARNER, Jack	17-0	50	8-17	0.471	4-11	0.364	6-8	0.750	26-1.5	7	2	3	3	1	0



# Year-by-Year Individual, Team Stats

2000-01 continued	G-GS	MIN	FG-FGA	PCT.	3FG-FGA	PCT.	FT-FTA	PCT.	PTS-AVG	REB	PF	A	TO	STL	BLK
BOZEK, Pete	7-0	21	1-8	0.125	0-2	0.000	0-0	0.000	2-0.3	5	4	1	0	0	1
LANDRY, Brandon	7-0	16	0-4	0.000	0-3	0.000	2-2	1.000	2-0.3	3	3	0	1	0	0
TEAM										78	3		10		
<b>LSU</b>	<b>29</b>	<b>5850</b>	<b>720-1624</b>	<b>0.443</b>	<b>194-544</b>	<b>0.357</b>	<b>435-629</b>	<b>0.692</b>	<b>2069-71.3</b>	<b>1020</b>	<b>507</b>	<b>438</b>	<b>454</b>	<b>257</b>	<b>65</b>
<b>Opponents</b>	<b>29</b>	<b>5860</b>	<b>717-1643</b>	<b>0.436</b>	<b>211-572</b>	<b>0.369</b>	<b>334-598</b>	<b>0.671</b>	<b>1979-68.2</b>	<b>994</b>	<b>567</b>	<b>405</b>	<b>489</b>	<b>225</b>	<b>75</b>

## 1999-2000 -- Record 28-6, 12-4 in the SEC, SEC Champions, NCAA Sweet 16, Coach John Brady (Year 3)

	G-GS	MIN	FG-FGA	PCT.	3FG-FGA	PCT.	FT-FTA	PCT.	PTS-AVG	REB	PF	A	TO	STL	BLK
SWIFT, Stromile	34-33	1,013	208-342	0.608	7-25	0.280	127-206	0.617	550-16.2	279	88	32	80	50	95
SMITH, Jabari	34-34	969	156-282	0.553	13-35	0.371	100-168	0.595	425-12.5	239	84	75	88	24	33
BESHARA, Brian	34-33	927	126-282	0.447	46-130	0.354	76-106	0.717	374-11.0	174	85	62	74	49	12
ROLAND, Lamont	34-31	1,022	139-328	0.424	34-111	0.306	58-96	0.604	370-10.9	157	73	79	99	56	4
BRIGHT, Torris	34-34	1,137	112-259	0.432	55-138	0.399	60-91	0.659	339-10.0	127	76	147	126	70	7
DUPREE, Ronald	34-0	433	63-136	0.463	2-14	0.143	39-68	0.574	167-4.9	112	45	14	41	15	11
WILLIAMS, Jermaine	31-5	633	45-105	0.429	14-40	0.350	43-56	0.768	147-4.7	73	41	56	34	23	5
TEMPLE III, Collis	33-0	425	37-87	0.425	22-58	0.379	35-46	0.761	131-4.0	53	32	29	35	21	6
BRIDGEWATER, Brad	26-0	181	21-43	0.488	0-0	0.000	3-7	0.429	45-1.7	32	18	3	14	5	6
DAVIS, Edmond	11-0	11	2-4	0.500	0-0	0.000	6-8	0.750	10-0.9	2	3	2	2	0	0
WARNER, Jack	11-0	22	3-6	0.500	1-2	0.500	3-4	0.750	10-0.9	2	1	0	2	0	1
LANDRY, Brandon	8-0	17	2-5	0.400	2-5	0.400	0-0	0.000	6-0.8	1	1	4	2	0	0
GREEN, Brian	9-0	10	1-1	1.000	0-0	0.000	2-2	0.000	4-0.4	4	1	0	1	0	0
TEAM										118	1		5		
<b>LSU</b>	<b>34</b>	<b>6800</b>	<b>915-1880</b>	<b>0.487</b>	<b>196-558</b>	<b>0.351</b>	<b>552-858</b>	<b>0.643</b>	<b>2578-75.8</b>	<b>1373</b>	<b>549</b>	<b>503</b>	<b>593</b>	<b>313</b>	<b>180</b>
<b>Opponents</b>	<b>34</b>	<b>6800</b>	<b>781-2046</b>	<b>0.382</b>	<b>233-745</b>	<b>0.313</b>	<b>337-531</b>	<b>0.635</b>	<b>2132-62.7</b>	<b>1100</b>	<b>743</b>	<b>402</b>	<b>461</b>	<b>265</b>	<b>60</b>

## 1998-99 -- Record 12-15, 4-12 in the SEC, Coach John Brady (Year 2)

	G-GS	MIN	FG-FGA	PCT.	3FG-FGA	PCT.	FT-FTA	PCT.	PTS-AVG	REB	PF	A	TO	STL	BLK
CARTER, Maurice	27-27	950	159-363	0.438	11-171	0.415	77-120	0.642	466-17.3	155	55	32	70	29	8
SMITH, Jabari	27-24	808	115-227	0.507	12-49	0.245	100-145	0.690	342-12.7	262	73	51	95	32	32
BESHARA, Brian	26-26	706	109-234	0.466	28-65	0.431	39-63	0.619	285-11.0	138	94	55	73	30	5
SWIFT, Stromile	16-7	319	45-110	0.409	1-8	0.125	30-50	0.600	121-7.6	69	43	5	46	15	35
ANDERSON, Willie	17-16	452	42-106	0.396	10-44	0.227	30-48	0.625	124-7.3	50	49	50	41	17	1
WILLIAMS, Jermaine	26-4	534	48-110	0.436	19-46	0.413	25-32	0.781	140-5.4	80	31	33	31	13	4
CARTER, Cedric	9-2	139	16-33	0.485	0-0	0.000	8-16	0.500	40-4.4	44	17	4	19	2	1
MANCE, Omar-Seli	26-10	493	26-75	0.347	4-25	0.160	30-40	0.750	86-3.3	49	29	52	35	13	3
COOPER, Darryl	26-8	362	23-66	0.348	6-18	0.333	20-37	0.541	72-2.8	28	36	22	39	17	3
BRIDGEWATER, Brad	24-0	176	21-52	0.404	0-0	0.000	7-13	0.538	49-2.0	43	30	4	15	2	6
LEDoux, Marqus	16-0	120	10-38	0.263	0-8	0.000	7-17	0.412	27-1.7	19	11	4	15	3	3
WARNER, Jack	5-0	8	1-3	0.333	1-2	0.500	5-6	0.833	8-1.6	0	1	0	0	0	0
WOLFE, Jamaal	24-11	431	10-44	0.227	2-15	0.133	11-18	0.611	33-1.4	38	24	60	53	16	1
LANDRY, Brandon	2-0	2	0-0	0.000	0-0	0.000	0-0	0.000	0-0.0	0	2	0	1	0	0
TEAM										96	2		1		
<b>LSU</b>	<b>27</b>	<b>5500</b>	<b>625-1461</b>	<b>0.427</b>	<b>154-451</b>	<b>0.341</b>	<b>389-605</b>	<b>0.643</b>	<b>1793-66.4</b>	<b>1071</b>	<b>497</b>	<b>372</b>	<b>534</b>	<b>189</b>	<b>102</b>
<b>Opponents</b>	<b>27</b>	<b>5500</b>	<b>676-1675</b>	<b>0.404</b>	<b>177-519</b>	<b>0.341</b>	<b>332-493</b>	<b>0.673</b>	<b>1861-68.9</b>	<b>949</b>	<b>537</b>	<b>355</b>	<b>384</b>	<b>290</b>	<b>69</b>

## 1997-98 -- Record 9-18, 2-14 in the SEC, Coach John Brady (Year 1)

	G-GS	MIN	FG-FGA	PCT.	3FG-FGA	PCT.	FT-FTA	PCT.	PTS-AVG	REB	PF	A	TO	STL	BLK
CARTER, Maurice	27-25	863	131-313	0.419	44-131	0.336	82-111	0.739	388-14.4	101	47	44	72	21	5
ANDERSON, Willie	27-25	903	103-254	0.406	33-104	0.317	84-118	0.712	323-12.0	87	63	64	94	31	2
WASHINGTON, Rogers	23-21	637	77-191	0.403	19-61	0.311	38-59	0.644	211-9.2	95	71	25	55	16	7
COLLINS, DeJuan	23-20	718	55-169	0.325	23-64	0.359	69-97	0.711	202-8.8	86	50	79	93	34	4
CARTER, Cedric	27-19	602	86-153	0.562	1-2	0.500	45-82	0.549	218-8.1	164	74	14	55	8	16
CASTON, Rhodaria	27-8	477	40-85	0.471	0-1	0.000	31-59	0.525	111-4.1	115	32	14	24	8	0
EARL, Louis	26-7	342	38-74	0.514	0-0	0.000	13-28	0.464	89-3.4	78	48	11	34	20	7
POTTS, Chico	26-1	268	25-76	0.329	16-49	0.327	10-15	0.667	76-2.9	58	22	17	16	8	1
WOMACK, Leroy	5-0	28	4-10	0.400	3-6	0.500	0-0	0.000	11-2.2	8	5	0	4	0	1
TUCKER, Reggie	26-9	513	18-29	0.621	0-3	0.000	10-23	0.435	46-1.8	68	50	43	36	17	4
WARNER, Jack	5-0	45	2-9	0.222	1-4	0.250	0-0	0.000	5-1.0	2	6	3	4	3	0
COMEUX, Jeremy	2-0	4	0-1	0.000	0-0	0.000	0-0	0.000	0-0.0	1	1	0	0	0	0
TEAM										109					
<b>LSU</b>	<b>27</b>	<b>5400</b>	<b>579-1364</b>	<b>0.425</b>	<b>140-425</b>	<b>0.329</b>	<b>382-592</b>	<b>0.645</b>	<b>1680-62.2</b>	<b>972</b>	<b>469</b>	<b>314</b>	<b>487</b>	<b>166</b>	<b>47</b>
<b>Opponents</b>	<b>27</b>	<b>5400</b>	<b>655-1546</b>	<b>0.424</b>	<b>151-452</b>	<b>0.334</b>	<b>304-464</b>	<b>0.655</b>	<b>1765-65.4</b>	<b>886</b>	<b>534</b>	<b>315</b>	<b>379</b>	<b>246</b>	<b>119</b>

## 1996-97 -- Record 10-20, 3-13 in the SEC, Coach Dale Brown (Year 25)

	G-GS	MIN	FG-FGA	PCT.	3FG-FGA	PCT.	FT-FTA	PCT.	PTS-AVG	REB	PF	A	TO	STL	BLK
SPENCER, Duane	30-30	992	158-324	0.488	20-41	0.488	116-155	0.748	452-15.1	230	104	40	88	27	16
CARTER, Maurice	28-23	689	103-262	0.393	15-64	0.234	52-69	0.754	273-9.8	65	43	44	55	23	8
EARL, Lester	11-6	292	38-90	0.422	1-3	0.333	25-39	0.641	102-9.3	63	21	13	26	15	6
WASHINGTON, Rogers	30-19	787	102-211	0.483	10-20	0.500	38-58	0.655	252-8.4	128	51	41	73	21	8
SHEPPARD, Nick	27-22	52	72-155	0.465	0-0	0.000	48-75	0.640	192-7.1	155	86	34	62	19	20
NABORS, Gene	30-23	695	50-161	0.311	12-73	0.164	37-52	0.712	149-5.0	80	54	72	63	39	0
EARL, Louis	27-10	440	54-116	0.466	0-3	0.000	20-36	0.556	128-4.7	65	45	24	35	11	2
HALL, Bob	23-3	356	40-87	0.460	0-0	0.000	28-44	0.636	108-4.7	108	57	25	25	16	23
SIMMONS, Terrance	29-5	442	39-121	0.322	21-75	0.280	23-35	0.657	122-4.2	56	24	54	49	14	2
WOMACK, Leroy	25-3	293	32-124	0.258	10-43	0.233	17-25	0.680	91-3.6	70	42	17	25	7	9
BOSLEY II, David	29-5	405	29-78	0.372	15-41	0.366	22-25	0.880	95-3.3	38	42	47	41	25	2
WALTON, Adam	10-0	41	10-20	0.500	0-0	0.000	3-5	0.600	23-2.3	8	9	2	3	1	0
WARNER, Jack	16-1	66	3-16	0.188	3-12	0.250	4-6	0.667	13-0.8	3	7	2	3	3	0
TEAM										103					
<b>LSU</b>	<b>30</b>	<b>5550</b>	<b>730-1765</b>	<b>0.414</b> </											



# Year-by-Year Individual, Team Stats

1990-91 continued	G-GS	MIN	FG-FGA	PCT.	3FG-FGA	PCT.	FT-FTA	PCT.	PTS-AVG	REB	PF	A	TO	STL	BLK
PICOU, John	28-0	181	11-30	0.367	3-14	0.214	14-22	0.636	39-14	10	36	30	33	4	0
KRAJEWSKI, Richard	16-0	65	7-12	0.583	0-0	0.000	8-9	0.889	22-14	18	3	3	2	4	0
MOSCOVITZ, Danny	16-0	90	2-7	0.286	0-2	0.000	8-10	0.800	12-0.8	8	9	12	18	5	0
TEAM										90					
<b>LSU</b>	<b>30</b>	<b>6000</b>	<b>1010-2040</b>	<b>0.495</b>	<b>120-368</b>	<b>0.326</b>	<b>573-840</b>	<b>0.682</b>	<b>2713-90.4</b>	<b>1316</b>	<b>572</b>	<b>566</b>	<b>538</b>	<b>316</b>	<b>198</b>
<b>Opponents</b>	<b>30</b>	<b>6000</b>	<b>903-2129</b>	<b>0.424</b>	<b>190-537</b>	<b>0.354</b>	<b>427-621</b>	<b>0.688</b>	<b>2423-80.8</b>	<b>1161</b>	<b>634</b>	<b>479</b>	<b>537</b>	<b>260</b>	<b>76</b>

## 1989-90 -- Record 23-9, 12-6 in the SEC, NCAA Tournament, Coach Dale Brown (Year 18)

	G-GS	MIN	FG-FGA	PCT.	3FG-FGA	PCT.	FT-FTA	PCT.	PTS-AVG	REB	PF	A	TO	STL	BLK
JACKSON, Chris	32-32	1,202	305-662	0.461	88-246	0.358	191-210	0.910	889-27.8	81	66	102	117	52	1
ROBERTS, Stanley	32-20	859	200-347	0.576	0-1	0.000	51-111	0.459	451-14.1	315	122	40	56	20	60
O'NEAL, Shaquille	32-28	901	180-314	0.573	0-0	0.000	85-153	0.556	445-13.9	385	122	61	93	38	115
WILLIAMSON, Maurice	31-17	841	134-273	0.491	37-97	0.381	72-111	0.649	377-12.2	72	95	118	81	55	5
SINGLETON, Vernel	32-15	685	98-166	0.590	0-1	0.000	73-125	0.584	269-8.4	152	94	27	28	26	19
SIMS, Wayne	32-28	870	108-219	0.493	2-11	0.182	31-41	0.756	249-7.8	154	51	58	54	22	11
DEVALL, Randy	32-16	733	55-128	0.430	21-58	0.362	19-29	0.655	150-4.7	117	76	106	60	28	4
BOUDREAU, Harold	32-4	265	32-70	0.457	5-12	0.417	8-12	0.667	77-2.4	66	26	8	18	10	8
TRACEY, Dennis	6-0	24	0-2	0.000	0-0	0.000	4-7	0.571	4-0.7	3	1	4	1	1	0
KRAJEWSKI, Richard	26-0	95	4-13	0.308	0-0	0.000	2-5	0.400	10-0.4	14	8	2	6	3	2
TEAM										98					
<b>LSU</b>	<b>32</b>	<b>6475</b>	<b>1116-2194</b>	<b>0.509</b>	<b>153-426</b>	<b>0.359</b>	<b>536-804</b>	<b>0.667</b>	<b>2921-91.3</b>	<b>1457</b>	<b>661</b>	<b>526</b>	<b>514</b>	<b>255</b>	<b>225</b>
<b>Opponents</b>	<b>32</b>	<b>6475</b>	<b>901-2222</b>	<b>0.405</b>	<b>257-734</b>	<b>0.350</b>	<b>561-800</b>	<b>0.701</b>	<b>2620-81.9</b>	<b>1223</b>	<b>676</b>	<b>461</b>	<b>471</b>	<b>274</b>	<b>83</b>

## 1988-89 -- Record 20-12, 11-7 in the SEC, NCAA Tournament, Coach Dale Brown (Year 17)

	G-GS	MIN	FG-FGA	PCT.	3FG-FGA	PCT.	FT-FTA	PCT.	PTS-AVG	REB	PF	A	TO	STL	BLK
JACKSON, Chris	32-32	1,180	359-739	0.486	84-216	0.389	163-200	0.815	965-30.2	108	70	130	113	55	6
BLANTON, Ricky	32-32	1,231	250-483	0.518	40-99	0.404	108-136	0.794	648-20.3	261	79	147	87	47	12
SIMS, Wayne	32-32	1,125	183-373	0.491	1-1	1.000	57-76	0.750	424-13.3	244	98	39	36	19	41
SINGLETON, Vernel	32-27	918	121-212	0.571	0-0	0.000	103-132	0.780	345-10.8	250	113	27	59	37	26
MOUTON, Lyle	32-27	762	101-248	0.407	24-67	0.358	37-48	0.771	263-8.2	103	96	88	49	52	7
GRANT, Russell	18-4	150	20-47	0.426	18-37	0.486	12-16	0.750	70-3.9	13	19	15	7	5	1
SCOTT, Lester	18-0	84	21-39	0.538	3-7	0.429	8-9	0.889	53-2.9	8	10	4	9	1	1
TRACEY, Dennis	32-1	476	24-62	0.387	7-24	0.292	37-50	0.740	92-2.9	46	70	48	41	35	2
HAMMINK, Geert	25-0	203	19-41	0.463	0-0	0.000	11-27	0.407	49-2.0	54	44	4	16	4	3
McKENZIE, Kyle	22-0	127	7-30	0.233	2-10	0.200	13-15	0.867	29-1.3	16	22	14	11	4	0
USSERY, Stephen	7-0	14	3-8	0.375	0-0	0.000	0-1	0.000	6-0.9	2	6	2	2	2	1
KRAJEWSKI, Richard	26-5	160	6-19	0.316	0-0	0.000	8-12	0.667	20-0.8	36	25	5	5	6	3
CORMIER, Jason	6-0	20	1-2	0.500	0-0	0.000	0-1	0.000	2-0.3	3	2	2	1	0	0
TEAM										92					
<b>LSU</b>	<b>32</b>	<b>6450</b>	<b>1115-2303</b>	<b>0.484</b>	<b>179-461</b>	<b>0.388</b>	<b>557-723</b>	<b>0.770</b>	<b>2966-92.7</b>	<b>1236</b>	<b>654</b>	<b>525</b>	<b>436</b>	<b>267</b>	<b>103</b>
<b>Opponents</b>	<b>32</b>	<b>6450</b>	<b>1096-2263</b>	<b>0.484</b>	<b>163-452</b>	<b>0.361</b>	<b>506-752</b>	<b>0.674</b>	<b>2861-89.4</b>	<b>1344</b>	<b>636</b>	<b>545</b>	<b>519</b>	<b>231</b>	<b>114</b>

## 1987-88 -- Record 16-14, 10-8 in the SEC, NCAA Tournament, Coach Dale Brown (Year 16)

	G-GS	MIN	FG-FGA	PCT.	3FG-FGA	PCT.	FT-FTA	PCT.	PTS-AVG	REB	PF	A	TO	STL	BLK
BLANTON, Ricky	30-30	1,122	196-384	0.510	6-13	0.462	113-153	0.739	511-17.0	265	80	107	76	33	2
VARGAS, Jose	30-27	922	171-334	0.512	0-0	0.000	94-148	0.635	436-14.5	247	90	22	87	26	31
JOE, Darryl	30-27	879	122-285	0.428	38-104	0.365	74-103	0.718	356-11.9	82	108	77	61	80	4
SIMS, Wayne	30-13	789	122-235	0.519	0-0	0.000	45-59	0.763	289-9.6	128	77	25	30	10	5
MONTENEGRO, Hernan	4-3	80	12-37	0.324	0-4	0.000	6-10	0.600	30-7.5	26	14	6	13	2	1
WOODSIDE, Bernard	30-30	1,012	66-168	0.393	14-44	0.318	27-49	0.551	173-5.8	126	91	136	87	32	8
MOUTON, Lyle	27-2	297	43-104	0.413	9-25	0.360	16-21	0.762	111-4.1	41	36	24	23	16	2
IRVIN, Fess	28-14	508	31-91	0.341	3-14	0.214	36-42	0.857	101-3.6	35	39	46	26	14	0
McDONALD, Ben	6-0	29	5-9	0.556	0-2	0.000	5-6	0.833	15-2.5	9	0	3	1	0	0
McKENZIE, Kyle	23-0	183	18-49	0.367	9-32	0.281	7-11	0.636	52-2.3	9	24	7	17	2	0
GRIFFITH, Parker	16-0	107	8-21	0.381	6-12	0.500	3-4	0.750	25-1.6	6	12	8	7	0	0
BUKUMIROVICH, Neboisha	18-4	68	3-7	0.429	1-3	0.333	4-4	1.000	11-0.6	8	9	7	10	3	0
GRANT, Russell	11-0	25	1-6	0.167	1-6	0.167	0-1	0.000	3-0.3	1	7	0	2	0	0
KINCHEN, Todd	1-0	4	0-2	0.000	0-1	0.000	0-1	0.000	0-0.0	0	0	0	0	1	0
TEAM										97					
<b>LSU</b>	<b>30</b>	<b>6025</b>	<b>798-1732</b>	<b>0.461</b>	<b>87-260</b>	<b>0.335</b>	<b>430-612</b>	<b>0.703</b>	<b>2113-70.4</b>	<b>1080</b>	<b>587</b>	<b>468</b>	<b>440</b>	<b>219</b>	<b>53</b>
<b>Opponents</b>	<b>30</b>	<b>6025</b>	<b>769-1713.</b>	<b>0.449</b>	<b>118-356</b>	<b>0.331</b>	<b>416-602</b>	<b>0.691</b>	<b>2072-69.1</b>	<b>1039</b>	<b>557</b>	<b>400</b>	<b>437</b>	<b>173</b>	<b>77</b>

## 1986-87 -- Record 24-15, 8-10 in the SEC, NCAA Elite 8, Coach Dale Brown (Year 15)

	G-GS	MIN	FG-FGA	PCT.	3FG-FGA	PCT.	FT-FTA	PCT.	PTS-AVG	REB	PF	A	TO	STL	BLK
WILSON, Anthony	38-38	1,338	233-517	0.451	95-224	0.424	71-87	0.816	632-16.6	133	85	86	113	59	6
WILSON, Nikita	35-33	1,219	220-429	0.513	0-0	0.000	105-156	0.673	545-15.6	244	94	24	76	20	30
JOE, Darryl	37-30	931	106-262	0.405	33-101	0.327	73-98	0.745	318-8.6	107	117	92	74	93	3
VARGAS, Jose	38-14	764	120-231	0.519	0-0	0.000	63-118	0.534	303-8.0	184	104	11	71	23	44
BROWN, Oliver	38-26	1,069	109-215	0.507	0-0	0.000	67-118	0.568	285-7.5	277	98	80	69	66	20
WOODSIDE, Bernard	38-34	1,104	105-212	0.495	16-43	0.372	43-87	0.494	269-7.1	155	111	115	77	36	9
IRVIN, Fess	37-12	741	67-187	0.358	25-54	0.463	47-60	0.783	206-5.6	48	42	69	57	25	0
BROWN, Dennis	11-2	115	24-42	0.571	0-1	0.000	12-21	0.571	60-5.5	16	21	15	18	15	0
McDONALD, Ben	32-5	335	33-84	0.393	3-4	0.750	19-21	0.905	88-2.8	64	38	8	20	9	5
GRIFFITH, Parker	13-0	89	12-30	0.400	3-9	0.333	3-6	0.500	30-2.3	4	13	4	5	1	0
SIMONES, Paulo	9-0	56	8-19	0.421	1-3	0.333	2-3	0.667	19-2.1	12	3	3	3	1	1
BUKUMIROVICH, Neboisha	19-1	139	10-33	0.303	5-12	0.417	5-8	0.625	30-1.6	13	21	20	16	4	0
TEAM										138					
<b>LSU</b>	<b>39</b>	<b>7900</b>	<b>1047-2261</b>	<b>0.463</b>	<b>181-451</b>	<b>0.401</b>	<b>510-782</b>	<b>0.652</b>	<b>2785-71.3</b>	<b>1401</b>	<b>747</b>	<b>527</b>	<b>602</b>	<b>352</b>	<b>118</b>
<b>Opponents</b>	<b>39</b>	<b>7900</b>	<b>973-2240</b>	<b>0.435</b>	<b>150-385</b>	<b>0.</b>									

# Year-by-Year Individual, Team Stats

1985-86 continued	G-GS	MIN	FG-FGA	PCT.	FT-FTA	PCT.	PTS-AVG	REB	PF	A	TO	STL	BLK
BUKUMIROVICH, Neboisha	28-0	169	13-34	0.382	12-17	0.706	38-1.4	8	27	32	20	9	0
CARRIER, Chris	2-0	5	1-1	1.000	0-1	0.000	2-1.0	0	2	0	0	0	0
CONLEY, Ocie	14-0	36	4-13	0.308	6-10	0.600	14-1.0	6	5	2	4	3	0
WILSON, Edwin	13-0	30	1-4	0.250	9-13	0.692	11-0.8	0	0	6	6	0	0
<b>LSU</b>	<b>38</b>	<b>7650</b>	<b>1170-2327</b>	<b>0.503</b>	<b>537-716</b>	<b>0.750</b>	<b>2877-75.7</b>	<b>1298</b>	<b>657</b>	<b>577</b>	<b>549</b>	<b>306</b>	<b>75</b>
<b>Opponents</b>	<b>38</b>	<b>7650</b>	<b>1113-2257</b>	<b>0.493</b>	<b>453-645</b>	<b>0.702</b>	<b>2679-70.5</b>	<b>1220</b>	<b>710</b>	<b>560</b>	<b>609</b>	<b>241</b>	<b>118</b>

## 1984-85 -- Record 19-10, 13-5 in the SEC, SEC Champions, NCAA Tournament, Coach Dale Brown (Year 13)

	G-GS	MIN	FG-FGA	PCT.	FT-FTA	PCT.	PTS-AVG	REB	PF	A	TO	STL	BLK
WILSON, Nikita	29-29	933	183-313	0.585	70-90	0.778	436-15.0	201	83	12	65	20	25
WILLIAMS, John	29-28	935	163-305	0.534	62-81	0.765	388-13.4	190	90	86	74	40	10
REYNOLDS, Jerry	29-24	803	128-255	0.502	64-107	0.598	320-11.0	176	71	105	81	48	11
REDDEN, Don	29-23	699	110-251	0.438	62-71	0.873	282-9.7	74	59	83	59	27	2
TAYLOR, Derrick	29-18	738	108-234	0.462	48-59	0.814	264-9.1	49	69	66	43	27	1
BLANTON, Ricky	29-1	333	41-67	0.612	20-33	0.606	102-3.5	52	28	23	14	8	0
VANCE, Damon	6-2	42	10-17	0.588	0-1	0.000	20-3.3	2	7	1	3	3	0
VARGAS, Jose	25-11	256	34-72	0.472	13-23	0.565	81-3.2	51	35	2	18	5	4
BROWN, Dennis	25-6	332	30-69	0.435	6-13	0.462	66-2.6	28	55	40	40	18	2
BROWN, Oliver	28-0	361	30-62	0.484	13-24	0.542	73-2.6	62	35	27	16	20	6
JOVANOVIĆ, Zoran	20-3	164	16-36	0.444	8-9	0.889	40-2.0	43	29	5	11	3	4
CONLEY, Ocie	11-0	41	5-18	0.278	7-11	0.636	17-1.5	8	3	2	3	1	0
WILSON, Anthony	19-0	120	11-33	0.333	6-7	0.857	28-1.5	14	13	5	7	4	0
BUKUMIROVICH, Neboisha	15-0	53	6-13	0.462	0-2	0.000	12-0.8	1	10	11	9	0	0
<b>LSU</b>	<b>29</b>	<b>5810</b>	<b>875-1745</b>	<b>0.501</b>	<b>379-531</b>	<b>0.714</b>	<b>2129-73.4</b>	<b>1020</b>	<b>571</b>	<b>468</b>	<b>444</b>	<b>224</b>	<b>65</b>
<b>Opponents</b>	<b>29</b>	<b>5810</b>	<b>773-1636</b>	<b>0.472</b>	<b>467-634</b>	<b>0.737</b>	<b>2013-69.4</b>	<b>918</b>	<b>545</b>	<b>361</b>	<b>447</b>	<b>189</b>	<b>62</b>

## 1983-84 -- Record 18-11, 13-5 in the SEC, NCAA Tournament, Coach Dale Brown (Year 12)

	G-GS	MIN	FG-FGA	PCT.	FT-FTA	PCT.	PTS-AVG	REB	PF	A	TO	STL	BLK
REYNOLDS, Jerry	29-28	899	162-307	0.528	86-158	0.544	410-14.1	239	97	45	91	81	18
TAYLOR, Derrick	29-22	845	142-316	0.449	104-128	0.813	388-13.4	50	90	99	65	45	1
MITCHELL, Leonard	24-19	699	114-230	0.496	58-101	0.574	286-11.9	176	70	35	47	25	20
REDDEN, Don	28-11	614	97-218	0.445	93-112	0.830	287-10.3	114	60	26	45	17	0
TUDOR, John	29-29	919	103-221	0.466	33-53	0.623	239-8.2	103	76	104	55	35	1
WILSON, Nikita	28-14	520	70-130	0.538	27-48	0.563	167-6.0	146	79	8	33	9	10
JOHNSON, Steffond	18-6	198	27-57	0.474	19-25	0.760	73-4.1	55	36	8	27	11	0
JONES, Johnny	26-11	363	29-74	0.392	19-30	0.633	77-3.0	21	48	36	40	21	0
WILSON, Anthony	24-1	164	29-62	0.468	5-5	1.000	63-2.6	16	16	8	14	4	1
BROWN, Dennis	25-0	207	17-49	0.347	19-31	0.613	53-2.1	16	35	25	19	12	1
BROWN, Oliver	20-1	149	14-40	0.350	14-27	0.519	42-2.1	27	14	5	8	2	2
VANCE, Damon	21-2	163	14-40	0.350	12-25	0.480	40-1.9	34	29	5	9	4	8
COJOE, Theron	20-1	98	7-18	0.389	13-18	0.722	27-1.4	26	18	1	6	3	0
JOHNSON, Joe	12-0	28	1-5	0.200	6-12	0.500	8-0.7	6	7	1	3	3	0
<b>LSU</b>	<b>29</b>	<b>5865</b>	<b>826-1767</b>	<b>0.467</b>	<b>508-744</b>	<b>0.656</b>	<b>2160-74.5</b>	<b>1084</b>	<b>575</b>	<b>406</b>	<b>465</b>	<b>275</b>	<b>62</b>
<b>Opponents</b>	<b>29</b>	<b>5865</b>	<b>770-1636</b>	<b>0.471</b>	<b>533-747</b>	<b>0.714</b>	<b>2073-71.5</b>	<b>1079</b>	<b>655</b>	<b>366</b>	<b>515</b>	<b>167</b>	<b>82</b>

## 1982-83 -- Record 19-13, 10-8 in the SEC, NCAA Tournament, Coach Dale Brown (Year 11)

	G-GS	MIN	FG-FGA	PCT.	FT-FTA	PCT.	PTS-AVG	REB	PF	A	TO	STL	BLK
CARTER, Howard	32-32	1,104	234-472	0.496	96-114	0.842	564-17.6	151	85	56	31	4	4
MITCHELL, Leonard	31-31	1,105	186-346	0.538	83-135	0.615	455-14.7	282	101	20	47	31	31
REYNOLDS, Jerry	32-30	888	126-236	0.534	88-142	0.620	340-10.6	198	90	61	65	24	24
BLACK, Tyrone	30-3	500	96-191	0.503	27-36	0.750	219-7.3	110	56	6	7	7	7
REDDEN, Don	8-1	122	19-45	0.422	19-25	0.760	57-7.1	27	18	4	5	1	1
TUDOR, John	32-20	848	88-179	0.492	39-57	0.684	215-6.7	99	70	89	40	2	2
JONES, Johnny	31-23	903	61-156	0.391	80-111	0.721	202-6.5	54	86	124	55	1	1
JOHNSON, Steffond	26-14	349	57-120	0.475	31-65	0.477	145-5.6	93	56	7	6	4	4
PERKINS, Greg	27-2	375	31-88	0.352	16-27	0.593	78-2.9	45	48	23	13	4	4
STANFEL, Rich	17-2	123	12-28	0.429	9-20	0.450	33-1.9	29	29	1	1	2	2
GREEN, Donald	19-2	85	4-9	0.444	10-13	0.769	18-0.9	6	9	12	2	0	0
COJOE, Theron	17-0	73	3-12	0.250	2-8	0.250	8-0.5	21	15	2	0	0	0
<b>LSU</b>	<b>32</b>	<b>6475</b>	<b>917-1882</b>	<b>0.487</b>	<b>377-570</b>	<b>0.661</b>	<b>2334-72.9</b>	<b>1190</b>	<b>663</b>	<b>405</b>	<b>272</b>	<b>80</b>	<b>80</b>
<b>Opponents</b>	<b>32</b>	<b>6475</b>	<b>858-1848</b>	<b>0.464</b>	<b>439-655</b>	<b>0.670</b>	<b>2155-67.3</b>	<b>1078</b>	<b>669</b>	<b>400</b>	<b>175</b>	<b>80</b>	<b>80</b>

## 1981-82 -- Record 14-14, 11-7 in the SEC, NIT, Coach Dale Brown (Year 10)

	G-GS	MIN	FG-FGA	PCT.	FT-FTA	PCT.	PTS-AVG	REB	PF	A	TO	STL	BLK
CARTER, Howard	28-28	1,092	199-420	0.474	69-95	0.726	467-16.7	156	79	44	29	1	1
TAYLOR, Derrick	28-24	943	151-313	0.482	113-153	0.739	415-14.8	52	94	90	51	4	4
MITCHELL, Leonard	27-27	923	160-293	0.546	57-93	0.613	377-14.0	206	83	26	44	11	11
JOHNSON, Steffond	26-6	390	50-101	0.495	41-60	0.683	141-5.4	103	68	16	7	3	3
JONES, Johnny	28-19	664	62-142	0.437	16-31	0.516	140-5.0	31	67	48	33	2	2
BLACK, Tyrone	23-6	223	47-93	0.505	11-16	0.688	105-4.6	47	25	2	1	2	2
ALLEN, Drexal	26-0	252	31-73	0.425	31-42	0.738	93-3.6	17	24	10	14	1	1
TUDOR, John	28-19	728	32-66	0.485	12-33	0.364	76-2.7	80	60	55	23	1	1
BORNER, Ray	25-10	240	21-62	0.339	9-23	0.391	51-2.0	47	53	8	5	4	4
ENGLAND, Matt	2-0	14	0-0	0.000	4-6	0.667	4-2.0	0	2	0	0	0	0
KISTLER, Brian	13-0	46	3-9	0.333	9-11	0.818	15-1.2	11	9	1	1	0	0
COSTELLO, Joe	16-1	110	6-17	0.353	5-7	0.714	17-1.1	13	2	9	1	1	1
<b>LSU</b>	<b>28</b>	<b>5625</b>	<b>762-1589</b>	<b>0.480</b>	<b>377-570</b>	<b>0.661</b>	<b>1901-67.9</b>	<b>825</b>	<b>570</b>	<b>392</b>	<b>298</b>	<b>79</b>	<b>79</b>
<b>Opponents</b>	<b>28</b>	<b>5625</b>	<b>759-1485</b>	<b>0.511</b>	<b>378-557</b>	<b>0.679</b>	<b>1896-67.7</b>	<b>994</b>	<b>576</b>	<b>389</b>	<b>125</b>	<b>81</b>	<b>81</b>

## 1980-81 -- Record 31-5, 17-1 in the SEC, SEC Champions, NCAA Final Four, Coach Dale Brown (Year 9)

	G-GS	MIN	FG-FGA	PCT.	FT-FTA	PCT.	PTS-AVG	REB	PF	A	TO	STL	BLK
CARTER, Howard	36-36	1,209	233-450	0.518	110-137	0.803	576-16.0	148	101	75	40	6	6
MACKLIN, Durand (Rudy)	36-36	1,147	223-357	0.625	127-180	0.706	573-15.9	351	113	28	30	13	13
MARTIN, Ethan	34-34	1,058	131-303	0.432	129-172	0.750	391-11.5	98	98	190	83	0	0
MITCHELL, Leonard	36-36	1,105	170-333	0.511	50-88	0.568	390-10.8	258	110	28	35	20	20
COOK, Greg	33-28	943	119-211	0.564	66-93	0.710	304-9.2	175	113	53	32	3	3
SIMS, Willie	35-2	646	107-207	0.517	84-121	0.694	298-8.5	81	65	55	30	3	3
BLACK, Tyrone	21-6	153	31-60	0.517	7-12	0.583	69-3.3	35	17	1	1	6	6
JONES, Johnny	36-1	477	46-130										



# Year-by-Year Individual, Team Stats

1979-80 continues	G-GS	MIN	FG-FGA	PCT.	FT-FTA	PCT.	PTS-AVG	REB	PF	A	STL	BLK
COSTELLO, Joe	14-0	28	3-4	0.750	1-2	0.500	7-0.5	4	0	0	0	0
KISTLER, Brian	8-0	15	2-3	0.667	0-0	0.000	4-0.5	2	2	1	0	0
TEAM			1									
<b>LSU</b>	<b>36</b>	<b>7200</b>	<b>1099-2144</b>	<b>0.512</b>	<b>653-944</b>	<b>0.692</b>	<b>2851-79.2</b>	<b>1323</b>	<b>727</b>	<b>527</b>	<b>296</b>	<b>63</b>
<b>Opponents</b>	<b>36</b>	<b>7200</b>	<b>971-2060</b>	<b>0.471</b>	<b>507-705</b>	<b>0.719</b>	<b>2449-68.0</b>	<b>1180</b>	<b>848</b>	<b>467</b>	<b>---</b>	<b>---</b>

## 1979-80 -- Record 26-6, 14-4 in the SEC, SEC Tournament Champions, NCAA Elite 8, Coach Dale Brown (Year 8)

	G-GS	MIN	FG-FGA	PCT.	FT-FTA	PCT.	PTS-AVG	REB	PF	A	STL	BLK
MACKLIN, Durand (Rudy)	32-30	1,038	232-383	0.606	99-140	0.707	563-17.6	309	94	7	21	19
SCALES, DeWayne	32-29	929	230-428	0.537	61-86	0.709	521-16.3	253	99	14	15	8
MARTIN, Ethan	32-32	1,075	136-283	0.481	108-154	0.701	380-11.9	60	85	174	73	3
CARTER, Howard	32-22	907	140-287	0.488	55-72	0.764	335-10.5	113	72	50	24	6
SIMS, Willie	30-6	550	105-190	0.553	67-85	0.788	277-9.2	63	70	46	24	5
HULTBERG, Jordy	31-7	511	77-159	0.484	26-36	0.722	180-5.8	32	48	57	26	2
COOK, Greg	31-28	901	54-135	0.400	27-41	0.659	135-4.4	180	111	83	35	6
BLACK, Tyrone	13-0	60	9-22	0.409	11-14	0.786	29-2.2	15	13	0	0	4
MATTICK, Rick	20-6	110	14-44	0.318	12-19	0.632	40-2.0	59	38	2	4	2
RUDOLPH, Gus	26-0	136	15-41	0.366	9-17	0.529	39-1.5	44	18	2	3	2
BERGERON, J. Brian	15-0	76	5-13	0.385	5-10	0.500	15-1.0	10	9	7	4	3
ALCORN, Mark	10-0	39	0-6	0.000	7-10	0.700	7-0.7	4	4	2	1	0
DeARMOND, Duane	9-0	13	0-1	0.000	3-5	0.600	3-0.3	2	2	1	0	3
COSTELLO, Joe	8-0	26	1-3	0.333	0-1	0.000	2-0.3	6	1	1	2	0
CAMPBELL, Andy	12-0	29	1-7	0.143	0-0	0.000	2-0.2	3	5	0	0	3
<b>LSU</b>	<b>32</b>	<b>6400</b>	<b>1019-2002</b>	<b>0.509</b>	<b>489-689</b>	<b>0.710</b>	<b>2528-79.0</b>	<b>1210</b>	<b>669</b>	<b>527</b>	<b>232</b>	<b>66</b>
<b>Opponents</b>	<b>32</b>	<b>6400</b>	<b>912-1891</b>	<b>0.482</b>	<b>464-678</b>	<b>0.684</b>	<b>2288-71.5</b>	<b>1053</b>	<b>669</b>	<b>421</b>	<b>---</b>	<b>---</b>

## 1978-79 -- Record 23-6, 14-4 in the SEC, SEC Champions, NCAA Tournament, Coach Dale Brown (Year 7)

	G-GS	MIN	FG-FGA	PCT.	FT-FTA	PCT.	PTS-AVG	REB	PF	A	STL	BLK
MACKLIN, Durand (Rudy)	2-2	52	19-32	0.594	8-11	0.727	46-23.0	24	8	1	1	1
SCALES, DeWayne	26-26	801	227-401	0.566	50-83	0.602	504-19.4	236	93	9	7	12
GREEN, Al	29-27	890	188-392	0.480	135-180	0.750	511-17.6	100	91	66	24	6
GREEN, Lionel	29-29	955	114-197	0.579	53-80	0.663	281-9.7	321	100	14	5	61
MARTIN, Ethan	29-28	838	97-218	0.445	87-127	0.685	281-9.7	72	85	156	64	2
HULTBERG, Jordy	29-4	580	119-270	0.441	41-55	0.745	279-9.6	53	62	43	12	3
COOK, Greg	28-28	784	74-159	0.465	29-47	0.617	177-6.3	176	91	59	14	5
SIMS, Willie	29-3	378	51-132	0.386	41-57	0.719	143-4.9	43	57	56	13	3
MATTICK, Rick	22-1	161	26-40	0.650	9-22	0.409	61-2.8	57	42	2	3	7
BROWN, Ernest	24-2	172	25-45	0.556	9-24	0.375	59-2.5	22	33	7	5	1
RUDOLPH, Gus	22-0	129	14-35	0.400	11-16	0.688	39-1.8	35	19	2	1	3
BERGERON, J. Brian	13-0	44	7-16	0.438	0-3	0.000	14-1.1	3	9	9	0	0
CAMPBELL, Andy	10-0	23	2-4	0.500	0-1	0.000	4-0.4	5	6	0	0	3
DeARMOND, Duane	7-0	11	1-1	1.000	0-0	0.000	2-0.3	1	1	0	0	0
<b>LSU</b>	<b>29</b>	<b>5825</b>	<b>964-1852</b>	<b>0.521</b>	<b>473-705</b>	<b>0.671</b>	<b>2401-82.8</b>	<b>1226</b>	<b>697</b>	<b>424</b>	<b>149</b>	<b>107</b>
<b>Opponents</b>	<b>29</b>	<b>5825</b>	<b>820-1812</b>	<b>0.453</b>	<b>528-764</b>	<b>0.691</b>	<b>2168-74.8</b>	<b>1053</b>	<b>669</b>	<b>421</b>	<b>---</b>	<b>---</b>

## 1977-78 -- Record 18-9, 12-6 in the SEC, Coach Dale Brown (Year 6)

	G-GS	MIN	FG-FGA	PCT.	FT-FTA	PCT.	PTS-AVG	REB	PF	A
MACKLIN, Durand (Rudy)	27-27	859	217-349	0.622	79-123	0.642	513-19.0	286	98	4
HIGGS, Kenny	27-22	743	129-278	0.464	112-152	0.737	370-13.7	60	90	108
SCALES, DeWayne	26-24	699	153-333	0.459	27-52	0.519	333-12.8	244	79	11
HULTBERG, Jordy	27-21	676	115-259	0.444	32-43	0.744	262-9.7	51	69	48
MARTIN, Ethan	26-11	625	79-198	0.399	66-84	0.786	224-8.6	68	58	118
SIMS, Willie	27-0	417	70-174	0.402	54-79	0.684	194-7.2	59	73	29
GREEN, Lionel	27-27	727	56-120	0.467	28-51	0.549	140-5.2	191	83	7
CAMPBELL, Walter	25-2	304	25-46	0.543	22-45	0.489	72-2.9	60	45	5
BAILEY, Floyd	20-0	129	21-33	0.636	14-28	0.500	56-2.8	56	22	0
BROWN, Ernest	22-1	144	18-36	0.500	15-23	0.652	51-2.3	25	18	5
BREDA, Lenny	4-0	11	1-5	0.200	6-6	1.000	8-2.0	2	1	0
MATTICK, Rick	25-0	178	14-33	0.424	14-19	0.737	42-1.7	56	34	0
DeARMOND, Duane	9-0	16	1-3	0.333	4-4	1.000	6-0.7	4	5	0
<b>LSU</b>	<b>27</b>	<b>5475</b>	<b>899-1867</b>	<b>0.480</b>	<b>473-709</b>	<b>0.667</b>	<b>2271-84.1</b>	<b>1247</b>	<b>675</b>	<b>335</b>
<b>Opponents</b>	<b>27</b>	<b>5475</b>	<b>771-1741</b>	<b>0.443</b>	<b>496-703</b>	<b>0.710</b>	<b>2038-75.5</b>	<b>1012</b>	<b>645</b>	<b>274</b>

## 1976-77 -- Record 15-12, 8-10 in the SEC, Coach Dale Brown (Year 5)

	GM	MIN	FG-FGA	PCT.	FT-FTA	PCT.	PTS-AVG.	REB	PF	A
HIGGS, Kenny	27-27	975	158-379	0.417	163-209	0.780	479-17.7	82	92	239
MACKLIN, Durand (Rudy)	26-26	869	161-310	0.519	63-102	0.618	385-14.8	306	81	26
HULTBERG, Jordy	27-17	810	147-330	0.445	52-60	0.867	346-12.8	58	88	108
COOK, Greg	27-27	758	129-279	0.462	53-90	0.589	311-11.5	249	92	51
MILLER, Bob	26-15	611	91-196	0.464	50-58	0.862	232-8.9	60	53	57
MATTICK, Rick	26-15	456	55-129	0.426	20-42	0.476	130-5.0	159	85	4
GREEN, Lionel	27-4	443	42-96	0.438	25-44	0.568	109-4.0	146	64	15
BAILEY, Floyd	19-0	166	27-53	0.509	14-21	0.667	68-3.6	62	30	1
SMYTH, Mark	16-2	144	20-41	0.488	0-3	0.000	40-2.5	39	28	6
BREATHWIT, John	18-2	110	17-40	0.425	10-17	0.588	44-2.4	11	14	12
BREDA, Lenny	8-0	60	3-10	0.300	3-4	0.750	9-1.1	5	3	1
DeARMOND, Duane	4-0	16	0-3	0.000	3-4	0.750	3-0.8	5	0	0
LeFEVRE, Frank	12-0	7	3-13	0.231	0-1	0.000	6-0.5	14	8	0
<b>LSU</b>	<b>27</b>	<b>5425</b>	<b>853-1879</b>	<b>0.451</b>	<b>456-655</b>	<b>0.696</b>	<b>2162-80.1</b>	<b>1228</b>	<b>638</b>	<b>520</b>
<b>Opponents</b>	<b>27</b>	<b>5425</b>	<b>839-1865</b>	<b>0.449</b>	<b>461-652</b>	<b>0.707</b>	<b>2139-79.2</b>	<b>1127</b>	<b>600</b>	<b>468</b>

## 1975-76-- Record 12-14, 5-13 in the SEC, Coach Dale Brown (Year 4)

	GM	MIN	FG-FGA	PCT.	FT-FTA	PCT.	PTS-AVG.	REB	PF	A
HIGGS, Kenny	26-26	927	216-487	0.444	145-191	0.759	577-22.2	92	98	173
MILLER, Bob	17-7	357	92-182	0.505	22-28	0.786	206-12.1	51	27	44
BAILEY, Floyd	26-19	622	127-224	0.567	44-73	0.603	298-11.5	210	62	10
LeBLANC, Ed	26-26	817	115-233	0.494	49-68	0.721	279-10.7	271	71	27
COPPENS, Randy	20-10	351	80-150	0.533	8-12	0.667	168-8.4	20	22	34
NEWMAN, Donald	24-12	397	49-126	0.389	33-56	0.589	131-5.5	56	61	107
GREEN, Lionel	24-12	493	59-136	0.434	12-35	0.343	130-5.4	151	79	20
HIGH, Willie	22-12	315	40-77	0.519	12-18	0.667	92-4.2	47	35	20
BROWN, Michael	23-1	289	35-87	0.402	26-36	0.722	96-4.2	115	56	6
BREATHWIT, John	20-0	117	26-62	0.419	14-19	0.737	66-3.3	11	21	10

# Year-by-Year Individual, Team Stats

1975-76 Continued	GM	MIN	FG-FGA	PCT.	FT-FTA	PCT.	PTS-AVG.	REB	PF	A
HUFFMAN, Gary	24-5	256	20-37	0.541	13-27	0.481	53-2.2	46	29	20
SAYLOR, Doug	23-0	199	13-43	0.302	12-20	0.600	38-1.7	12	27	63
BOYD, Brent	10-0	32	5-10	0.500	2-4	0.500	12-1.2	1	5	4
KATES, Paul	2-0	3	0-0	0.000	0-0	0.000	0-0.0	0	0	0
<b>LSU</b>	<b>26</b>	<b>5200</b>	<b>877-1854</b>	<b>0.473</b>	<b>392-587</b>	<b>0.668</b>	<b>2146-82.5</b>	<b>1126</b>	<b>593</b>	<b>538</b>
<b>Opponents</b>	<b>26</b>	<b>5200</b>	<b>843-1857</b>	<b>0.454</b>	<b>428-632</b>	<b>0.677</b>	<b>2114-81.3</b>	<b>1146</b>	<b>576</b>	<b>410</b>

## 1974-75 -- Record 10-16, 6-12 in the SEC, Coach Dale Brown (Year 3)

	GM	MIN	FG-FGA	PCT.	FT-FTA	PCT.	PTS-AVG.	REB	PF	A
HANSEN, Glenn	25-25	881	225-468	0.481	92-125	0.736	542-21.7	250	87	112
HIGGS, Kenny	26-24	822	184-422	0.436	102-131	0.779	470-18.1	76	89	125
LeBLANC, Ed	26-26	910	158-298	0.530	40-65	0.615	356-13.7	257	87	38
BAILEY, Floyd	25-8	420	82-151	0.543	32-54	0.593	196-7.8	128	54	4
DARNALL, Mike	20-19	612	52-141	0.369	21-29	0.724	125-6.3	81	79	133
HERRING, Randy	25-14	403	59-128	0.461	21-29	0.724	139-5.6	94	39	30
WOLFF, Dennis	25-1	292	37-101	0.366	27-39	0.692	101-4.0	31	36	60
COPPENS, Randy	13-0	94	22-50	0.440	5-6	0.833	49-3.8	8	13	11
SAYLOR, Doug	24-9	350	33-74	0.446	18-25	0.720	84-3.5	21	38	83
LeFEVRE, Frank	22-2	241	26-69	0.377	11-15	0.733	63-2.9	73	36	7
HUFFMAN, Gary	22-2	175	10-31	0.323	23-41	0.561	43-2.0	42	20	12
WOLFERT, Rick	8-0	28	1-6	0.167	0-0	0.000	2-0.3	4	5	1
<b>LSU</b>	<b>26</b>	<b>5250</b>	<b>889-1939</b>	<b>0.459</b>	<b>392-559</b>	<b>0.701</b>	<b>2170-83.5</b>	<b>1092</b>	<b>583</b>	<b>616</b>
<b>Opponents</b>	<b>26</b>	<b>5250</b>	<b>952-1967</b>	<b>0.484</b>	<b>427-587</b>	<b>0.729</b>	<b>2331-89.7</b>	<b>1226</b>	<b>578</b>	<b>499</b>

## 1973-74 -- Record 12-14, 6-12 in the SEC, Coach Dale Brown (Year 2)

	GM	MIN	FG-FGA	PCT.	FT-FTA	PCT.	PTS-AVG.	REB	PF	A
HANSEN, Glenn	25-25	840	202-412	0.490	81-120	0.675	485-19.4	225	97	87
PALUBINSKAS, Eddie	26-25	791	178-360	0.494	121-142	0.852	477-18.3	62	72	97
TEMPLE JR., Collis	26-25	799	169-292	0.579	53-93	0.570	391-15.0	273	108	21
LeBLANC, Ed	25-5	497	75-139	0.540	19-27	0.704	169-6.8	127	61	30
DARNALL, Mike	22-19	661	56-138	0.406	30-38	0.789	142-6.5	53	80	68
HEARD, Mickey	2-1	44	5-7	0.714	1-3	0.333	11-5.5	12	4	8
LeFEVRE, Frank	20-3	227	44-85	0.518	14-22	0.636	102-5.1	58	33	3
WOLFF, Dennis	25-4	456	42-99	0.424	42-54	0.778	126-5.0	28	52	88
EVANS, Wade	25-17	445	40-106	0.377	21-31	0.677	101-4.0	82	65	29
ENGQUIST, John	22-5	309	33-82	0.402	5-9	0.556	71-3.2	45	49	9
HERRING, Randy	14-1	91	11-20	0.550	9-16	0.563	31-2.2	16	13	5
SIENER, Carl	12-0	56	7-24	0.292	2-6	0.333	16-1.3	18	6	3
TONKOVICH, Dawn	8-0	34	2-7	0.286	3-7	0.429	7-0.9	2	8	3
<b>LSU</b>	<b>26</b>	<b>5250</b>	<b>864-1771</b>	<b>0.488</b>	<b>401-568</b>	<b>0.706</b>	<b>2129-81.9</b>	<b>1106</b>	<b>639</b>	<b>449</b>
<b>Opponents</b>	<b>26</b>	<b>5250</b>	<b>796-1781</b>	<b>0.447</b>	<b>457-664</b>	<b>0.710</b>	<b>2047-78.7</b>	<b>1140</b>	<b>462</b>	<b>330</b>

## 1972-73 -- Record 14-10, 9-9 in the SEC, Coach Dale Brown (Year 1)

	GM	FG-FGA	PCT.	FT-FTA	PCT.	PTS-AVG.	REB	PF	A
PALUBINSKAS, Eddie	24	155-311	0.498	137-153	0.895	447-18.6	88	75	99
WHITTLE, Bill	24	105-222	0.473	56-82	0.683	266-11.1	149	57	29
DARNALL, Mike	24	96-192	0.500	38-57	0.667	230-9.6	77	86	98
TEMPLE JR., Collis	23	85-150	0.567	38-75	0.507	208-9.0	160	73	14
EVANS, Wade	24	61-137	0.445	50-60	0.833	172-7.2	107	46	33
LeBLANC, Ed	21	61-126	0.484	24-38	0.632	146-7.0	110	40	18
ENGQUIST, John	22	63-142	0.444	18-26	0.692	144-6.5	57	53	4
TAYLOR, Jeff	24	51-110	0.464	11-17	0.647	113-4.7	33	32	22
RAYMOND, Chris	1	1- ---	-----	1-2	0.500	3-3.0	1	2	0
HERRING, Randy	18	15-35	0.429	8-14	0.571	38-2.1	35	15	3
WOLFERT, Rick	1	1- ---	-----	0-0	0.000	2-2.0	3	0	0
SIENER, Carl	16	10-19	0.526	10-16	0.625	30-1.9	18	23	1
ALLMAN, Marty	10	5-9	0.556	6-6	1.000	16-1.6	4	12	7
TONKOVICH, Dawn	6	2-6	0.333	1-5	0.200	5-0.8	6	4	4
LOE, Ralph	1	0- ---	-----	0-0	0.000	0-0.0	2	2	1
OTHERS (GP, FG, ASST.)	3	--13	---	---	----	----	---	---	4
<b>LSU</b>	<b>24</b>	<b>711-1472</b>	<b>0.483</b>	<b>398-553</b>	<b>0.720</b>	<b>1820-75.8</b>	<b>954</b>	<b>520</b>	<b>336</b>
<b>Opponents</b>	<b>24</b>	<b>726-1602</b>	<b>0.453</b>	<b>360-522</b>	<b>0.689</b>	<b>1812-75.5</b>	<b>1000</b>	<b>526</b>	<b>362</b>

## 1971-72 -- Record 10-16, 6-12 in the SEC, Coach Press Maravich (Year 6)

	GM	FG-FGA	PCT.	FT-FTA	PCT.	PTS-AVG.	REB	PF	A
NEWTON, Bill	26	210-409	0.513	72-104	0.692	492-18.9	179	69	46
SANDERS, Al	26	171-287	0.596	135-210	0.643	477-18.3	325	100	29
CHIDLEY, Steve	21	77-164	0.470	41-53	0.774	195-9.3	40	30	57
HESS, Tommy	24	66-148	0.446	42-57	0.737	174-7.3	44	52	121
TAYLOR, Jeff	19	45-124	0.363	27-33	0.818	117-6.2	11	26	23
TEMPLE JR., Collis	26	63-144	0.438	34-70	0.486	160-6.2	174	101	24
WHITTLE, Bill	10	43-100	0.430	23-38	0.605	109-5.7	51	37	6
SCHAPER, John	24	52-118	0.441	32-41	0.780	136-5.7	86	65	24
BRANTLEY, John	24	37-99	0.374	26-37	0.703	100-4.2	54	53	70
SIENER, Carl	10	6-21	0.286	5-13	0.385	17-1.7	11	11	2
ALLMAN, Marty	14	10-25	0.400	3-4	0.750	23-1.6	7	10	11
<b>LSU</b>	<b>26</b>	<b>780-1639</b>	<b>0.476</b>	<b>440-660</b>	<b>0.667</b>	<b>2000-76.9</b>	<b>1113</b>	<b>554</b>	<b>413</b>
<b>Opponents</b>	<b>26</b>	<b>807-1786</b>	<b>0.452</b>	<b>521-728</b>	<b>0.716</b>	<b>2135-82.1</b>	<b>1152</b>	<b>496</b>	<b>----</b>

## 1970-71 -- Record 14-12, 10-8 in the SEC, Coach Press Maravich (Year 5)

	GM	FG-FGA	PCT.	FT-FTA	PCT.	PTS-AVG.	REB	PF	A	STL	BLK
SANDERS, Al	25	209-355	0.589	105-174	0.603	523-20.9	369	99	35		
NEWTON, Bill	26	205-374	0.548	80-131	0.611	490-18.8	314	73	27		
ISLEY, Nelson	26	196-368	0.533	58-74	0.784	450-17.3	50	62	99		
SIMPSON, Gary	24	127-288	0.441	91-122	0.746	345-14.4	75	63	96		
HESS, Tommy	26	58-120	0.483	51-62	0.823	167-6.4	53	54	130		
SHOCKEY, Jere	22	40-93	0.430	20-49	0.408	100-4.5	93	51	42		
WHITTLE, Bill	19	35-60	0.583	12-25	0.480	82-4.3	61	25	5		
SCHAPER, John	19	24-53	0.453	11-21	0.524	59-3.1	62	30	3		
ALLMAN, Marty	9	3-9	0.333	0-0	0.000	6-0.7	3	0	1		
BRANTLEY, John	11	0-5	0.000	5-6	0.833	5-0.5	11	14	2		
<b>LSU</b>	<b>26</b>	<b>897-1725</b>	<b>0.520</b>	<b>433-664</b>	<b>0.652</b>	<b>2227-85.6</b>	<b>1197</b>	<b>471</b>	<b>440</b>	<b>296</b>	<b>63</b>
<b>Opponents</b>	<b>26</b>	<b>874-1985</b>	<b>0.440</b>	<b>441-608</b>	<b>0.752</b>	<b>2189-84.1</b>	<b>1140</b>	<b>497</b>	<b>----</b>	<b>----</b>	<b>---</b>

# Year-by-Year Individual, Team Stats

## 1969-70 -- Record 22-10, 13-5 in the SEC, NIT Semifinals, Coach Press Maravich (Year 4)

	GM	FG-FGA	PCT.	FT-FTA	PCT.	PTS-AVG.	REB	PF	A
MARAVICH, Pete	31	522-1,168	0.447	337-436	0.773	1,381-44.5	164	89	192
HESTER, Danny	32	201-387	0.519	114-138	0.826	516-16.1	345	113	48
SANDERS, Al	32	145-255	0.569	93-156	0.596	383-12.0	474	125	28
NEWTON, Bill	32	143-242	0.591	71-113	0.628	357-11.2	309	110	33
TRIBBETT, Jeff	31	65-130	0.500	37-50	0.740	167-5.4	85	87	88
HICKMAN, Rich	27	47-123	0.382	5-7	0.714	99-3.7	41	51	36
LANG, Bob	28	23-66	0.348	6-9	0.667	52-1.9	86	52	7
HESS, Tommy	17	10-21	0.476	1-3	0.333	21-1.2	8	17	16
Maybe Kent Johnson	8	3-11	0.273	3-4	0.750	9-1.1	21	11	2
CARR, John	8	0-0	0.000	0-1	0.000	0-0.0	3	5	0
<b>LSU</b>	<b>32</b>	<b>1159-2403</b>	<b>0.482</b>	<b>667-917</b>	<b>0.727</b>	<b>2985-93.3</b>	<b>1691</b>	<b>660</b>	<b>450</b>
<b>Opponents</b>	<b>32</b>	<b>1117-2497</b>	<b>0.447</b>	<b>626-928</b>	<b>0.675</b>	<b>2860-89.4</b>	<b>1485</b>	<b>670</b>	<b>----</b>

## 1968-69 -- Record 13-13, 7-11 in the SEC, Coach Press Maravich (Year 3)

	GM	FG-FGA	PCT.	FT-FTA	PCT.	PTS-AVG.	REB	PF	A
MARAVICH, Pete	26	433-976	0.444	282-378	0.746	1,148-44.2	169	77	128
RAMSDEN, Dave	26	112-166	0.675	44-70	0.629	268-10.3	281	68	19
HESTER, Danny	22	77-154	0.500	44-66	0.667	198-9.0	197	59	11
TRIBBETT, Jeff	25	92-177	0.520	24-39	0.615	208-8.3	78	71	61
HICKMAN, Rich	25	95-205	0.463	7-16	0.438	197-7.9	46	58	35
JUKKOLA, Ralph	26	82-162	0.506	23-41	0.561	187-7.2	188	82	33
BERNBROCK, Mark	7	9-16	0.563	1-3	0.333	19-2.7	4	5	2
LEGLER, Chuck	16	15-29	0.517	7-12	0.583	37-2.3	30	26	4
BERGMAN, Rusty	22	12-30	0.400	7-11	0.636	31-1.4	23	20	2
LUPCHO, Rich	21	8-22	0.364	7-17	0.412	23-1.1	25	35	39
CORLEY, Drew	2	0-2	0.000	0-0	0.000	0-0.0	7	1	0
SHOCKEY, Jere	1	0-2	0.000	0-0	0.000	0-0.0	1	1	0
<b>LSU</b>	<b>26</b>	<b>935-1949</b>	<b>0.480</b>	<b>446-653</b>	<b>0.683</b>	<b>2316-89.1</b>	<b>1197</b>	<b>502</b>	<b>334</b>
<b>Opponents</b>	<b>26</b>	<b>903-2003</b>	<b>0.451</b>	<b>469-671</b>	<b>0.699</b>	<b>2275-87.5</b>	<b>1326</b>	<b>503</b>	<b>----</b>

## 1967-68 -- Record 14-12, 8-10 in the SEC, Coach Press Maravich (Year 2)

	GM	FG-FGA	PCT.	FT-FTA	PCT.	PTS-AVG.	REB	PF	A
MARAVICH, Pete	26	432-1,031	0.419	274-338	0.811	1,138-43.8	195	85	105
HICKMAN, Rich	26	160-342	0.468	24-38	0.632	344-13.2	67	61	27
JUKKOLA, Ralph	26	125-196	0.638	58-84	0.690	308-11.8	226	96	31
TRIBBETT, Jeff	26	57-111	0.514	52-71	0.732	166-6.4	108	59	49
LAMONT, Randy	21	47-75	0.627	28-43	0.651	122-5.8	98	69	2
LEGLER, Chuck	12	14-27	0.519	8-16	0.500	36-3.0	56	32	2
CORLEY, Drew	16	17-36	0.472	10-21	0.476	44-2.8	52	19	3
RAMSDEN, Dave	13	13-19	0.684	7-14	0.500	33-2.5	48	21	3
SHUMAKER, Steve	20	13-30	0.433	14-25	0.560	40-2.0	59	31	8
LUPCHO, Rich	26	15-36	0.417	14-31	0.452	44-1.7	60	51	68
BERGMAN, Rusty	19	11-37	0.297	9-17	0.529	31-1.6	47	22	2
GRIDLEY, Bob	3	1-2	0.500	0-0	0.000	2-0.7	3	2	0
<b>LSU</b>	<b>26</b>	<b>905-1933</b>	<b>0.468</b>	<b>498-697</b>	<b>0.714</b>	<b>2308-88.7</b>	<b>1152</b>	<b>543</b>	<b>297</b>
<b>Opponents</b>	<b>26</b>	<b>885-1939</b>	<b>0.456</b>	<b>499-715</b>	<b>0.697</b>	<b>2239-86.1</b>	<b>1346</b>	<b>522</b>	<b>----</b>

## 1966-67 -- Record 3-23, 1-17 in the SEC, Coach Press Maravich (Year 1)

	GM	FG-FGA	PCT.	FT-FTA	PCT.	PTS-AVG.	REB	PF	A
DROST, Kenny	26	168-389	0.432	94-114	0.825	430-16.5	97	67	55
BRIAN, Brad	24	128-324	0.395	45-64	0.703	301-12.5	57	63	87
THIGPEN, Tommy	25	118-251	0.470	58-112	0.518	294-11.8	182	63	34
TIPTON, Wayne	25	112-281	0.399	56-81	0.691	280-11.2	134	63	27
JUKKOLA, Ralph	26	80-193	0.415	53-76	0.697	213-8.2	187	83	31
SHIRLEY, Buddy	24	67-191	0.351	39-56	0.696	173-7.2	74	58	11
RAMSDEN, Dave	20	39-70	0.557	25-45	0.556	103-5.2	74	35	8
HENRY, Pete	7	11-20	0.550	11-20	0.550	33-4.7	19	14	0
RASMUSSEN, Bob	13	11-24	0.458	17-20	0.850	39-3.0	30	9	7
LEGLER, Chuck	11	7-15	0.467	6-12	0.500	20-1.8	22	22	1
BERGMAN, Rusty	18	11-34	0.324	10-15	0.667	32-1.8	17	17	10
VOIGHT, Ken	10	6-11	0.545	5-6	0.833	17-1.7	5	7	3
<b>LSU</b>	<b>26</b>	<b>758-1803</b>	<b>0.420</b>	<b>419-621</b>	<b>0.675</b>	<b>1035-74.4</b>	<b>1075</b>	<b>501</b>	<b>274</b>
<b>Opponents</b>	<b>26</b>	<b>875-1779</b>	<b>0.492</b>	<b>482-668</b>	<b>0.722</b>	<b>2332-85.9</b>	<b>1262</b>	<b>469</b>	<b>----</b>

## 1965-66 -- Record 6-20, 2-14 in the SEC, Coach Frank Truitt (Year 1)

	GM	FG-FGA	PCT.	FT-FTA	PCT.	PTS-AVG.	REB	PF
HEROMAN, Harry	26	163-395	0.413	132-153	0.863	458-17.6	202	89
DROST, Kenny	26	123-294	0.418	74-82	0.902	320-12.3	68	60
THIGPEN, Tommy	26	117-236	0.496	63-95	0.663	297-11.4	194	72
BRIAN, Brad	26	114-278	0.410	63-76	0.829	291-11.2	69	58
TIPTON, Wayne	25	90-215	0.419	47-70	0.671	227-9.1	104	68
HENRY, Pete	26	41-96	0.427	34-73	0.466	116-4.5	107	72
HENDERSON, Larry	25	37-108	0.343	28-65	0.431	102-4.1	123	59
BOWLING, Scott	26	29-78	0.372	11-17	0.647	69-2.7	35	59
SMITH, Terry	15	15-33	0.455	4-10	0.400	34-2.3	10	14
ZIEGLER, Lonnie	5	7-11	0.636	0-3	0.000	14-1.1	6	6
SHIRLEY, Buddy	13	3-11	0.273	0-2	0.000	6-1.2	4	6
CHASE, Pat	6	2-10	0.200	1-5	0.200	5-0.6	2	7
AUSTIN, Wayne	9	0-3	0.000	1-1	1.000	1-0.3	2	0
OTHERS	3	2-3	0.667	2-2	1.000	6-1.0	4	0
<b>LSU</b>	<b>26</b>	<b>742-1739</b>	<b>0.426</b>	<b>460-655</b>	<b>0.702</b>	<b>1944-74.7</b>	<b>1116</b>	<b>576</b>
<b>Opponents</b>	<b>26</b>	<b>823-1858</b>	<b>0.442</b>	<b>545-786</b>	<b>0.693</b>	<b>2194-84.2</b>	<b>1332</b>	<b>526</b>

## 1964-65 -- Record 12-14, 7-9 in the SEC, Coach Jay McCreary (Year 8)

	GM	FG-FGA	PCT.	FT-FTA	PCT.	PTS-AVG.	REB	PF
MAILE, Dick	25	168-458	0.367	93-115	0.809	429-17.2	246	56
HEROMAN, Harry	26	133-318	0.418	109-138	0.790	375-14.4	197	77
WILSON, Bill	26	114-248	0.460	38-84	0.452	266-10.2	246	88
DROST, Kenny	26	91-234	0.389	61-77	0.792	243-9.3	76	56
BRIAN, Brad	26	90-265	0.340	53-80	0.663	233-9.0	63	72
THIGPEN, Tommy	26	53-120	0.442	72-93	0.774	178-6.8	106	47
HENDERSON, Larry	11	32-85	0.376	11-34	0.324	75-3.1	87	36
TIPTON, Wayne	24	19-85	0.224	16-31	0.516	54-3.0	47	30
REGISTER, Ronnie	18	14-45	0.311	8-14	0.571	36-3.3	38	16

# Year-by-Year Individual, Team Stats

1964-65 continued	GM	FG-FGA	PCT.	FT-FTA	PCT.	PTS-AVG.	REB	PF
CHASE, Pat	8	8-17	0.471	3-5	0.600	19-2.4	8	7
AUSTIN, Wayne	15	8-27	0.296	2-10	0.200	18-1.2	16	12
<b>LSU</b>	<b>26</b>	<b>730-1922</b>	<b>0.379</b>	<b>466-672</b>	<b>0.693</b>	<b>1926-74.0</b>	<b>1298</b>	<b>496</b>
<b>OPPONENT</b>	<b>26</b>	<b>798-1810</b>	<b>0.440</b>	<b>492-661</b>	<b>0.744</b>	<b>2088-80.3</b>	<b>1181</b>	<b>504</b>

## 1963-64 -- Record 12-13, 8-6 in the SEC, Coach Jay McCreary (Year 7)

	GM	FG-FGA	PCT.	FT-FTA	PCT.	PTS-AVG.	REB	PF
MAILE, Dick	25	214-507	0.422	90-129	0.697	518-20.7	263	58
CHASE, Sam	25	122-269	0.453	122-148	0.824	356-14.2	82	77
BELCHER, Jack	25	102-263	0.387	74-90	0.822	278-11.1	163	69
WILSON, Bill	24	108-230	0.469	49-92	0.533	266-11.0	258	97
FETTER, Bobby	25	61-169	0.360	47-66	0.712	169-6.7	77	81
HEROMAN, Harry	21	47-116	0.405	43-56	0.768	137-6.5	70	26
CARD, Norman	19	16-29	0.552	15-24	0.625	47-2.4	34	22
CRAM, Steve	14	9-23	0.391	9-14	0.643	27-1.9	14	22
PIAZZA, Doug	14	5-17	0.294	7-13	0.538	17-1.2	24	17
WHITE, Hamp	14	3-17	0.176	0-2	0.000	6-0.4	4	5
OTHERS	13	0-7	0.000	2-3	0.667	2-0.1	4	5
<b>LSU</b>	<b>25</b>	<b>687-1643</b>	<b>0.418</b>	<b>458-621</b>	<b>0.737</b>	<b>1832-73.2</b>	<b>1175</b>	<b>483</b>
<b>OPPONENTS</b>	<b>25</b>	<b>666-1680</b>	<b>0.396</b>	<b>476-666</b>	<b>0.714</b>	<b>1811-72.4</b>	<b>1148</b>	<b>480</b>

## 1962-63 -- Record 12-12, 5-9 in the SEC, Coach Jay McCreary (Year 6)

	GM	FG-FGA	PCT.	FT-FTA	PCT.	PTS-AVG.	REB	PF	A
MAILE, Dick	24	125-349	0.355	67-111	0.783	337-14.0	263	48	30
COOPER, Ellis	24	121-305	0.396	93-126	0.738	335-13.9	98	67	127
KEENE, Howard	23	87-242	0.359	66-83	0.795	247-10.7	158	83	34
DRUMMOND, Maury	23	98-226	0.438	45-86	0.523	241-10.4	227	76	29
CHASE, Sam	24	81-225	0.360	41-62	0.661	203-8.4	89	59	80
FETTER, Bobby	23	31-101	0.306	25-42	0.595	87-3.7	30	34	20
BELCHER, Jack	20	22-61	0.361	17-25	0.680	61-3.0	35	26	11
WILSON, Bill	12	21-46	0.457	8-13	0.615	50-4.1	39	25	3
CARD, Norman	7	8-23	0.348	10-19	0.526	26-3.7	17	9	5
TURK, Dave	10	5-15	0.333	5-7	0.714	15-1.5	5	13	0
OTHERS	5	0-1	0.000	0-0	0.000	0	1	1	0
<b>LSU</b>	<b>24</b>	<b>603-1598</b>	<b>0.377</b>	<b>394-557</b>	<b>0.707</b>	<b>1602-66.7</b>	<b>1131</b>	<b>402</b>	<b>339</b>
<b>OPPONENTS</b>	<b>24</b>	<b>596-1547</b>	<b>0.385</b>	<b>446-599</b>	<b>0.744</b>	<b>1678-69.9</b>	<b>1134</b>	<b>440</b>	<b>---</b>

## 1961-62 -- Record 14-11, 7-7 in the SEC, Coach Jay McCreary (Year 5)

	GM	FG-FGA	PCT.	FT-FTA	PCT.	PTS-AVG.	REB	PF	A
NATTIN, George	24	122-295	0.413	62-79	0.764	307-12.7	73	62	104
DRUMMOND, Maury	24	113-271	0.416	59-111	0.531	285-11.8	301	77	67
COOPER, Ellis	24	110-275	0.400	44-63	0.698	264-11.0	83	66	106
CHASE, Sam	23	55-143	0.384	19-27	0.703	129-5.6	47	53	69
KEENE, Howard	24	48-126	0.380	24-56	0.428	120-5.0	131	65	48
CONKLIN, Tom	24	39-94	0.414	31-58	0.534	109-4.5	118	79	33
LEWIS, Ray	18	41-86	0.476	12-25	0.480	94-5.2	80	32	31
FETTER, Bobby	18	27-58	0.465	14-22	0.636	68-3.7	33	29	8
BELCHER, Jack	19	24-58	0.413	11-20	0.550	59-3.1	48	27	11
CARD, Norman	7	2-4	0.500	0-0	0.000	4-0.5	0	2	1
OTHERS	15	65-174	0.373	43-62	0.693	173-11.5	45	47	0
<b>LSU</b>	<b>24</b>	<b>647-1586</b>	<b>0.407</b>	<b>320-522</b>	<b>0.613</b>	<b>1614-67.2</b>	<b>1130</b>	<b>540</b>	<b>478</b>
<b>OPPONENTS</b>	<b>24</b>	<b>556-1409</b>	<b>0.387</b>	<b>473-704</b>	<b>0.671</b>	<b>1585-66.0</b>	<b>1105</b>	<b>403</b>	<b>---</b>

## 1960-61 -- Record 11-14, 6-8 in the SEC, Coach Jay McCreary (Year 4)

	GM	FG-FGA	PCT.	FT-FTA	PCT.	PTS-AVG.	REB
NATTIN, George	25	165-395	0.418	86-108	0.796	413-16.5	105
COOPER, Ellis	25	124-343	0.361	98-124	0.790	346-13.8	95
CONKLIN, Tom	25	75-196	0.383	88-139	0.633	238-9.5	227
JACOBS, Stan	25	82-195	0.420	42-57	0.737	206-8.2	104
DRUMMOND, Maury	25	71-172	0.413	28-52	0.538	180-7.2	208
BAILEY, John	24	43-114	0.377	12-15	0.800	98-4.0	70
LEWIS, Ray	16	19-57	0.333	19-24	0.792	57-3.5	57
ARTHUR, Ray	14	19-57	0.333	3-9	0.333	41-2.9	31
Hudson, John	11	6-16	0.375	10-12	0.833	22-2.0	11
Others	3	0-5	0.000	2-6	0.333	2-0.6	2
<b>LSU</b>	<b>25</b>	<b>609-1560</b>	<b>0.390</b>	<b>385-544</b>	<b>0.708</b>	<b>1603-64.1</b>	<b>1075</b>
<b>OPPONENTS</b>	<b>25</b>	<b>600-1574</b>	<b>0.381</b>	<b>427-615</b>	<b>0.694</b>	<b>1627-65.0</b>	<b>1124</b>

## 1959-60 -- Record 5-18, 3-11 in the SEC, Coach Jay McCreary (Year 3)

	GM	FG-FGA	PCT.	FT-FTA	PCT.	PTS-AVG.	REB	PF
DAVIES, Dick	20	91-228	0.399	66-82	0.805	248-12.4	44	49
NATTIN, George	16	80-234	0.342	57-72	0.792	217-13.5	67	41
CLUNE, Joe	18	64-178	0.359	66-91	0.725	194-10.7	134	45
BORGINI, Joe	12	50-145	0.345	20-40	0.500	120-10.0	114	37
CONKLIN, Tom	23	50-142	0.352	60-99	0.606	160-6.9	143	87
RABORN, Tommy	14	41-94	0.436	44-60	0.733	126-9.0	51	37
GUGLIELMO, Carey	20	41-100	0.410	30-39	0.769	122-6.1	62	38
HINES, Ray	22	42-136	0.309	20-44	0.454	104-4.7	117	78
LEWIS, Ray	21	35-100	0.350	31-52	0.596	101-4.8	89	49
HUDSON, John	17	23-50	0.460	15-21	0.714	61-3.5	26	13
SMITH, Allen	10	12-40	0.300	14-16	0.875	38-3.8	13	7
RAISOR, Phil	10	8-30	0.267	2-3	0.667	18-1.8	9	10
JACOBS, Stanley	4	0-2	0.000	2-3	0.667	2-0.5	1	0
<b>LSU</b>	<b>23</b>	<b>537-1484</b>	<b>0.361</b>	<b>418-622</b>	<b>0.672</b>	<b>1501-65.2</b>	<b>968</b>	<b>487</b>
<b>OPPONENTS</b>	<b>23</b>	<b>608-1455</b>	<b>0.418</b>	<b>488-694</b>	<b>0.703</b>	<b>1703-74.0</b>	<b>1127</b>	<b>438</b>

## 1958-59 -- Record 10-15, 2-12 in the SEC, Coach Jay McCreary (Year 2)

	GM	FG-FGA	PCT.	FT-FTA	PCT.	PTS-AVG.	REB	PF
CRISCO, Jim	25	118-316	0.386	71-103	0.689	305-12.2	192	61
MOON, Lynn	25	107-262	0.409	38-74	0.514	252-10.1	162	48
RAISOR, Phil	10	48-115	0.417	4-13	0.308	100-10.0	33	16
MONSON, Wayne	25	97-272	0.357	46-70	0.657	240-9.2	156	69
GUGLIELMO, Carey	25	72-236	0.305	74-99	0.748	219-8.7	99	74



# Year-by-Year Individual, Team Stats

1958-59 continued	GM	FG-FGA	PCT.	FT-FTA	PCT.	PTS-AVG.	REB	PF
DAVIES, Dick	25	71-205	0.346	62-82	0.756	204-8.1	59	73
COMBS, Joe	25	62-161	0.386	44-72	0.611	168-6.7	129	89
RABORN, Tommy	17	28-62	0.452	20-38	0.528	76-4.4	53	35
JACOBS, Stanley	21	30-92	0.326	14-27	0.519	74-3.5	20	18
LONG, Earl	10	14-30	0.467	5-9	0.556	33-3.3	13	11
COLLINS, Tommy	16	4-20	0.200	3-9	0.333	11-0.6	13	5
<b>LSU</b>	<b>25</b>	<b>651-1771</b>	<b>0.367</b>	<b>381-596</b>	<b>0.639</b>	<b>1682-67.2</b>	<b>929</b>	<b>498</b>
<b>OPPONENTS</b>	<b>25</b>	<b>656-1786</b>	<b>0.367</b>	<b>486-717</b>	<b>0.677</b>	<b>1788-71.5</b>	<b>----</b>	<b>432</b>

## 1957-58 -- Record 7-18, 3-11 in the SEC, Coach Jay McCreary (Year 1)

	GM	FG-FGA	PCT.	FT-FTA	PCT.	PTS-AVG.	REB	PF
MERLE, Dom	25	129-404	0.319	50-87	0.575	308-12.3	59	87
CRISCO, Jim	25	86-292	0.294	120-174	0.690	292-11.6	225	56
COMBS, Joe	25	96-257	0.373	76-122	0.623	268-10.7	185	116
MONSON, Wayne	25	107-327	0.327	42-64	0.656	256-10.2	209	77
GRAY, Kenny	15	34-88	0.386	25-36	0.694	93-6.2	21	21
MOON, Lynn	17	44-165	0.267	11-32	0.344	99-5.8	116	37
GUGLIELMO, Carey	24	27-128	0.211	54-72	0.750	108-4.5	58	49
COLLINS, Tommy	23	36-109	0.330	14-24	0.583	86-4.4	33	34
LOFTIN, Bill	14	9-23	0.391	8-15	0.533	26-1.8	31	12
LOFTON, Bob	13	8-22	0.364	8-19	0.421	24-1.8	12	11
RABORN, Tommy	12	7-20	0.350	2-14	0.143	16-1.3	19	29
<b>LSU</b>	<b>25</b>	<b>583-1835</b>	<b>0.318</b>	<b>412-659</b>	<b>0.625</b>	<b>1576-63.0</b>	<b>968</b>	<b>530</b>
<b>OPPONENTS</b>	<b>25</b>	<b>677-1907</b>	<b>0.355</b>	<b>429-741</b>	<b>0.579</b>	<b>1848-73.5</b>	<b>1306</b>	<b>477</b>

## 1956-57 -- Record 6-19, 1-13 in the SEC, Coach Harry Rabenhorst (Year 29)

	GM	FG-FGA	PCT.	FT-FTA	PCT.	PTS-AVG.	REB	PF
SIGLER, Roger	25	174-463	0.376	111-168	0.660	459-18.4	223	59
RUSHING, Troy	25	143-358	0.399	88-125	0.704	374-15.0	258	91
MERLE, Dom	25	115-358	0.321	87-116	0.750	317-12.7	92	96
CRISCO, Jim	25	51-167	0.305	48-79	0.607	150-6.0	127	54
COMBS, Joe	9	21-46	0.456	12-17	0.706	54-6.0	39	34
WHITE, Joe	23	34-139	0.245	44-70	0.628	112-4.9	127	74
SEITZ, Charley	23	41-132	0.311	17-33	0.515	99-4.3	49	40
MOON, Lynn	25	34-122	0.279	24-45	0.436	92-3.7	91	22
LASSITER, Dale	9	4-17	0.235	4-11	0.364	12-1.3	27	16
MCCAIN, Ray	16	2-16	0.125	1-2	0.500	5-0.3	13	5
<b>LSU</b>	<b>25</b>	<b>637-1863</b>	<b>0.342</b>	<b>451-691</b>	<b>0.653</b>	<b>1725-69.0</b>	<b>1096</b>	<b>501</b>
<b>OPPONENTS</b>	<b>25</b>	<b>670-1801</b>	<b>0.372</b>	<b>603-863</b>	<b>0.699</b>	<b>1943-77.7</b>	<b>1305</b>	<b>419</b>

## 1955-56 -- Record 7-17, 5-9 in the SEC, Coach Harry Rabenhorst (Year 28)

	GM	FG-FGA	PCT.	FT-FTA	PCT.	PTS-AVG.	REB	PF
SIGLER, Roger	20	175-440	0.398	151-212	0.712	501-25.1	275	34
MERLE, Dom	24	121-315	0.384	85-113	0.752	327-13.6	96	79
RUSHING, Troy	24	113-290	0.390	68-110	0.618	294-12.3	228	90
SEBASTIAN, Don	24	104-310	0.335	67-84	0.798	275-11.5	88	86
HOLT, Dick	24	58-181	0.320	38-90	0.422	154-6.4	149	93
MARTIN, Ken	24	25-83	0.301	45-76	0.592	95-4.0	134	49
FAHEY, Joe	22	20-68	0.294	20-32	0.625	60-2.7	20	33
WHITE, Joe	18	17-47	0.362	13-20	0.650	47-2.6	56	45
KAMMER, Marty	15	6-14	0.428	0-2	0.000	12-0.8	11	12
BOLTON, Dick	6	1-10	0.100	2-2	1.000	4-0.4	1	3
OTHERS	--	13-45	0.289	12-18	0.667	38	20	9
TEAM		1				2		
<b>LSU</b>	<b>24</b>	<b>654-1803</b>	<b>0.363</b>	<b>501-759</b>	<b>0.660</b>	<b>1809-75.4</b>	<b>1100</b>	<b>534</b>
<b>OPPONENTS</b>	<b>24</b>	<b>724-1915</b>	<b>0.378</b>	<b>565-881</b>	<b>0.641</b>	<b>2013-83.9</b>	<b>1260</b>	<b>450</b>

## 1954-55 -- Record 6-18, 3-11 in the SEC, Coach Harry Rabenhorst (Year 27)

	GM	FG-FGA	PCT.	FT-FTA	PCT.	PTS-AVG.	REB	PF
SIGLER, Roger	24	125-340	0.368	110-143	0.769	360-15.0	214	39
MAGEE, Norman	24	91-275	0.331	99-140	0.707	281-11.7	97	91
CLARK, NED	24	80-267	0.300	76-115	0.661	236-9.8	380	73
SEBASTIAN, Don	23	66-211	0.313	38-58	0.655	170-7.4	46	60
FAHEY, Joe	20	65-190	0.342	26-46	0.565	156-7.8	46	38
MCNEILLY, Jim	20	39-127	0.307	32-52	0.615	110-5.5	70	38
RUSHING, Troy	22	30-99	0.303	28-50	0.560	88-4.0	74	39
BELCHER, Don	21	27-96	0.281	15-27	0.555	69-3.3	53	29
HOLT, Dick	16	17-49	0.347	26-55	0.471	60-3.8	37	24
JONES, Leslie	12	14-35	0.400	9-11	0.818	37-3.1	19	11
ZINSER, Paul	8	8-27	0.296	8-17	0.471	24-3.0	9	12
LEE, Bill	10	2-16	0.125	6-10	0.600	10-1.0	16	8
WHITEHURST, Charles	1	0-0	0.000	0-0	0.000	0-0.0	2	0
<b>LSU</b>	<b>24</b>	<b>562-1731</b>	<b>0.325</b>	<b>473-724</b>	<b>0.653</b>	<b>1601-66.7</b>	<b>1115</b>	<b>462</b>
<b>OPPONENTS</b>	<b>24</b>	<b>652</b>	<b>0.325</b>	<b>498-798</b>	<b>0.631</b>	<b>1802-75.1</b>	<b>----</b>	<b>430</b>

## 1953-54 -- Record 20-5, 14-0 in the SEC, SEC Championship, NCAA Tournament, Coach Harry Rabenhorst (Year 26)

	GM	FG-FGA	PCT.	FT-FTA	PCT.	PTS-AVG.	REB	PF
PETTIT, Bobby	25	281-573	0.489	223-308	0.740	785-31.4	432	81
MAGEE, Norman	25	82-242	0.338	86-121	0.710	250-10.0	63	69
BELCHER, Don	25	99-305	0.324	46-57	0.686	244-9.7	106	50
MCARDLE, Benny	25	78-234	0.333	44-53	0.830	200-8.0	33	96
CLARK, Ned	25	73-222	0.328	43-65	0.661	189-7.5	218	91
SEBASTIAN, Don	25	18-88	0.200	27-40	0.675	63-2.5		48
SIGLER, Roger	8	6-15	0.400	6-11	0.545	18-2.2		
MCNEILLY, Jim	24	18-50	0.360	15-25	0.600	51-2.1		
ZINSER, Paul	13	6-13	0.461	9-17	0.529	21-1.6		
LEE, Bill	8	4-12	0.333	1-2	0.500	13-1.6		
HOLT, Dick	4	2-6	0.333	2-2	1.000	6-1.5		
JONES, Leslie	7	3-9	0.333	2-7	0.286	9-1.2		
LOUGHMILLER, Don	12	5-11	0.454	3-8	0.375	13-1.1		
RUSHING, Troy	4	1-4	0.250	1-2	0.500	3-0.7		
FRESHLEY, Bob	16	2-18	0.111	6-10	0.600	16-0.6		
<b>LSU</b>	<b>25</b>	<b>678-1802</b>	<b>0.376</b>	<b>519-742</b>	<b>0.699</b>	<b>1875-75.0</b>	<b>----</b>	<b>----</b>
<b>OPPONENTS</b>	<b>25</b>	<b>503</b>	<b>0.376</b>	<b>514-784</b>	<b>0.655</b>	<b>1514-60.5</b>	<b>----</b>	<b>----</b>

# Year-by-Year Individual, Team Stats

## 1952-53 -- Record 22-3, 13-0 in the SEC, SEC Championship, NCAA Final Four, Coach Harry Rabenhorst (Year 25)

	GM	FG-FGA	FT-FTA	PCT.	PTS-AVG.	REB	PF
PETTIT, Bob	21	193	133-217	0.613	519-24.7	292	65
MAGEE, Norman	25	120	91-132	0.689	331-13.2	105	94
BELCHER, Don	25	130	51-81	0.630	311-12.4	145	51
NED CLARK	25	89	55-89	0.618	233-9.4	272	91
MCARDLE, Benny	25	83	46-83	0.554	212-8.5	78	103
FRESHLEY, Bob	22	26	20-50	0.400	72-3.3	96	49
SEBASTIAN, Don	17	15	23-30	0.767	53-3.1		34
JONES, Leslie	13	11	11-14	0.786	33-2.5		
BRIDGES, Kenny	17	9	10-23	0.435	28-1.7		24
LOUGHMILLER, Don	10	3	3-3	1.000	9-0.9		
MCNEILLY, James	9	4	1-4	0.250	9-1.0		
SCHULTZ, Darrell	8	3	2-4	0.500	8-1.0		
WESLEY, Bob	2	3	0-0	0.000	6-3.0		
ROBERT, Charley	5	2	2-4	0.500	6-1.2		
LEE, Bill	2	1	0-0	0.000	2-1.0		
BRAYMAN, P.	3	0	0-0	0.000	0-0.0		
<b>LSU</b>	<b>25</b>	<b>692</b>	<b>448-734</b>	<b>0.610</b>	<b>1832-73.3</b>	<b>---</b>	<b>---</b>
<b>OPPONENTS</b>	<b>25</b>	<b>---</b>	<b>---</b>	<b>---</b>	<b>---</b>	<b>---</b>	<b>---</b>

## 1951-52 -- Record 17-7, 9-6 in the SEC, Coach Harry Rabenhorst (Year 24)

	GM	FG-FGA	PCT.	FT-FTA	PCT.	PTS-AVG.
PETTIT, Bob	24	247-563	0.438	118-199	0.592	612-25.5
DEAN, Joe	24	170-488	0.348	99-139	0.712	439-18.3
CLARK, Ned	24	51-213	0.239	28-50	0.590	130-5.4
YATES, Bobby	24	42-151	0.278	40-66	0.606	124-5.2
JOHNSON, Byron	20	46-120	0.383	18-37	0.486	110-5.5
BELCHER, Don	24	45-117	0.385	9-14	0.643	99-4.1
MCARDLE, Benny	24	33-119	0.277	14-21	0.667	80-3.3
FRESHLEY, Bob	24	20-79	0.253	11-27	0.407	51-2.1
BRIDGES, Kenny	22	11-44	0.250	1-8	0.125	23-1.0
MAGEE, Norman	8	5-12	0.417	2-3	0.667	12-1.5
LOUGHMILLER, Don	10	2-11	0.182	2-4	0.500	6-0.6
ROBERT, Charley	3	1-4	0.250	0-0	0.000	2-0.7
WEST, Billy	4	1-6	0.167	0-1	0.000	2-0.5
GREGORY, Otho	2	1-4	0.250	0-1	0.000	2-1.0
<b>LSU</b>	<b>25</b>	<b>675-1931</b>	<b>0.349</b>	<b>342-570</b>	<b>0.600</b>	<b>1692-70.5</b>
<b>OPPONENTS</b>	<b>24</b>	<b>---</b>	<b>---</b>	<b>---</b>	<b>---</b>	<b>-----60.4</b>

## 1950-51 -- Record 10-14, 7-8 in the SEC, Coach Harry Rabenhorst (Year 23)

	GM	FG-FGA	PCT.	FT-FTA	PCT.	PTS-AVG.	PF
DEAN, Joe	24	154		54-75	0.720	362-15.1	53
MEADOR, BOB	24	128		42-92	0.456	298-12.1	75
JOHNSON, Byron	24	87		44-75	0.587	218-9.1	63
MURPHY, Gene	21	73		56-94	0.596	202-9.6	48
THOMPSON, Dick	24	51		36-53	0.679	138-5.7	55
BOGESS, Bob	23	45		32-44	0.727	122-5.3	41
FREEMAN, Mark	23	34		26-45	0.578	94-4.1	23
STONE, Orval	21	25		15-20	0.750	65-3.1	24
OZBURN, Joe	11	5		6-9	0.667	16-1.4	7
YATES, Bob	12	0		6-10	0.600	6-0.5	16
LINDSEY, Jim	8	3		1-3	0.333	7-0.9	3
GREGORY, Sonny	6	2		0-1	0.000	4-0.7	4
RITTNER, Perrin	2	0		0-0	0.000	0-0.0	0
<b>LSU</b>	<b>24</b>	<b>607</b>		<b>318-521</b>	<b>.610</b>	<b>1532-63.8</b>	<b>412</b>
<b>OPPONENTS</b>	<b>24</b>						

## 1949-50 -- Record 13-12, 5-8 in the SEC, Coach Harry Rabenhorst (Year 22)

	GM	FG-FGA	PCT.	FT-FTA	PCT.	PTS-AVG.
DEAN, Joe	24	126		63-95	0.663	315-13.1
MEADOR, Bob	25	126		46-86	0.535	298-11.9
MURPHY, Gene	23	87		70-123	0.569	244-10.6
BOGESS, Bob	25	83		87-114	0.763	253-10.1
THOMPSON, Dick	24	57		35-53	0.660	149-6.2
JOHNSON, Byron	25	51		18-46	0.391	120-4.8
STONE, Orval	25	36		20-35	0.571	92-3.7
OZBURN, Joe	19	26		7-14	0.500	59-3.1
FREEMAN, Mark	13	11		1-5	0.200	23-1.8
RITTNER, Perrin	2	1		1-1	1.000	3-1.5
LINDSEY, Jim	16	9		1-5	0.200	19-1.2
JOHNSON, Gene	7	2		1-1	1.000	5-0.7
GREGORY, Otho (Sonny) --		0		0-0	0.000	0-0.0
<b>LSU</b>	<b>25</b>	<b>615</b>		<b>350-578</b>	<b>.605</b>	<b>1580-63.2</b>
<b>OPPONENTS</b>	<b>25</b>					

# Year-by-Year Starting Lineups

Since 1973-74 (Lineups compiled based on most starts/lineups at end of season)

## 2020

G	Skylar Mays	Sr.	16.7 ppg	5.0 rpg
G	Javonte Smart	So.	12.5 ppg	4.2 apg
F	Trendon Watford	Fr.	13.6 ppg	7.2 rpg
F	Emmitt Williams	So.	13.3 ppg	6.6 rpg
F	Darius Days	So.	11.1 ppg	6.8 rpg

## 2019

G	Tremont Waters	So.	15.3 ppg	5.8 apg
G	Skylar Mays	Jr.	13.4 ppg	3.3 rpg
G	Javonte Smart	Fr.	11.1 ppg	3.3 rpg
F	Naz Reid	Fr.	13.6 ppg	7.2 rpg
F	Kavell Bigby-Williams	Sr.	7.9 ppg	6.7 rpg

## 2018

G	Tremont Waters	Fr.	15.9 ppg	6.0 apg
G	Skylar Mays	So.	11.3 ppg	4.0 rpg
G	Brandon Sampson	Jr.	7.7 ppg	2.6 rpg
C	Duop Reath	Sr.	12.5 ppg	5.3 rpg
F	Aaron Epps	Sr.	9.5 ppg	5.5 rpg

## 2017

G	Skylar Mays	Fr.	8.3 ppg	3.6 apg
G	Antonio Blakeney	So.	17.2 ppg	4.8 rpg
G	Brandon Sampson	So.	11.6 ppg	3.1 rpg
F	Aaron Epps	Jr.	6.2 ppg	4.4 rpg
F	Duop Reath	Jr.	12.0 ppg	6.2 rpg

## 2016

G	Keith Hornsby	Sr.	13.1 ppg	2.9 rpg
G	Tim Quarterman	Jr.	11.2 ppg	3.6 apg
G	Antonio Blakeney	Fr.	12.6 ppg	3.4 rpg
F	Ben Simmons	Fr.	19.2 ppg	11.8 rpg
F	Craig Victor II	So.	11.5 ppg	5.6 rpg

## 2015

G	Keith Hornsby	Jr.	13.4 ppg	4.2 rpg
G	Tim Quarterman	So.	11.5 ppg	4.0 apg
G	Jalyn Patterson	Fr.	6.8 ppg	2.4 rpg
F	Jordan Mickey	So.	15.4 ppg	9.9 rpg
F	Jarell Martin	So.	16.9 ppg	9.2 rpg

## 2014

G	Anthony Hickey	Jr.	8.4 ppg	3.7 apg
G	Andre Stringer	Sr.	11.8 ppg	2.6 apg
F	Jarell Martin	Fr.	10.3 ppg	4.6 rpg
F	Jordan Mickey	Fr.	12.7 ppg	7.9 rpg
F	Johnny O'Bryant III	Jr.	15.4 ppg	7.7 rpg

## 2013

G	Anthony Hickey	So.	11.2 ppg	3.7 apg
G	Andre Stringer	Jr.	10.4 ppg	2.1 apg
G	Charles Carmouche	Sr.	10.7 ppg	3.6 apg
C	Andrew Del Piero	Sr.	4.3 ppg	3.1 rpg
F	Johnny O'Bryant III	So.	13.6 ppg	8.7 rpg

## 2012

G	Anthony Hickey	Fr.	8.9 ppg	3.8 apg
G	Andre Stringer	So.	10.1 ppg	2.7 apg
C	Justin Hamilton	Jr.	12.9 ppg	7.2 rpg
F	Ralston Turner	So.	9.1 ppg	3.0 rpg
F	Johnny O'Bryant III	Fr.	8.5 ppg	6.7 rpg

## 2011

G	Andre Stringer	Fr.	11.2 ppg	2.6 apg
G	Ralston Turner	Fr.	12.3 ppg	2.6 rpg
F	M. Derenbecker	Fr.	6.5 ppg	2.1 rpg
F	Storm Warren	Jr.	7.7 ppg	5.7 rpg
F	Malcolm White	Jr.	7.6 ppg	5.1 rpg

## 2010

G	Bo Spencer	So.	14.5 ppg	2.5 rpg
G	Chris Bass	So.	2.3 ppg	2.4 rpg
G	Aaron Dotson	Fr.	3.2 ppg	1.3 rpg
F	Storm Warren	So.	11.8 ppg	7.2 rpg
F	Tasmin Mitchell	Sr.	16.8 ppg	9.4 rpg

## 2009

G	Marcus Thornton	Sr.	21.1 ppg	5.5 rpg
G	Bo Spencer	So.	11.4 ppg	2.9 rpg
G	Garrett Temple	Sr.	7.1 ppg	4.5 rpg
C	Chris Johnson	Sr.	7.7 ppg	7.2 rpg
F	Tasmin Mitchell	Jr.	16.4 ppg	7.2 rpg

## 2008

G	Marcus Thornton	Jr.	19.6 ppg	5.6 rpg
G	Garrett Temple	Jr.	6.4 ppg	4.2 rpg
G	Terry Martin	Jr.	8.3 ppg	2.5 rpg
F	Anthony Randolph	Fr.	15.6 ppg	8.5 rpg
C	Chris Johnson	Jr.	11.6 ppg	6.6 rpg

## 2007

G	Garrett Temple	So.	8.6 ppg	3.7 rpg
G	Terry Martin	So.	10.5 ppg	2.8 rpg
F	Darnell Lazare	Sr.	7.4 ppg	4.5 rpg
F	Tasmin Mitchell	So.	14.5 ppg	5.9 rpg
F	Glen Davis	Jr.	17.7 ppg	10.4 rpg

## 2006

G	Darrell Mitchell	Sr.	16.8 ppg	3.7 rpg
G	Garrett Temple	Fr.	5.1 ppg	2.6 rpg
F	Tasmin Mitchell	Fr.	11.4 ppg	5.6 rpg
F	Glen Davis	So.	18.6 ppg	9.7 rpg
F	Tyrus Thomas	Fr.	12.3 ppg	9.2 rpg

## 2005

G	Tack Minor	Jr.	10.8 ppg	3.9 rpg
G	Antonio Hudson	Jr.	13.1 ppg	3.2 rpg
G	Darrell Mitchell	Jr.	13.1 ppg	2.6 rpg
F	Brandon Bass	So.	17.3 ppg	9.1 rpg
F	Glen Davis	Fr.	13.5 ppg	8.8 rpg

## 2004

G	Xavier Whipple	So.	4.1 ppg	2.4 rpg
G	Antonio Hudson	So.	10.2 ppg	3.9 rpg
F	Brandon Bass	Fr.	12.8 ppg	7.4 rpg
F	Jaime Lloreda	Sr.	16.9 ppg	11.6 rpg
F	Regis Koundia	So.	3.9 ppg	3.6 rpg

## 2003

G	Torris Bright	Sr.	11.1 ppg	3.1 rpg
G	Collis Temple III	Sr.	10.8 ppg	3.5 rpg
G	Antonio Hudson	Fr.	7.5 ppg	2.9 rpg
F	Ronald Dupree	Sr.	15.8 ppg	7.8 rpg
F	Jaime Lloreda	Jr.	12.3 ppg	9.0 rpg

## 2002

G	Torris Bright	Jr.	13.4 ppg	3.8 rpg
G	Jermaine Williams	So.	6.3 ppg	4.6 rpg
G	Collis Temple III	Jr.	13.4 ppg	6.0 rpg
F	Ronald Dupree	Jr.	16.2 ppg	8.5 rpg
F	Brad Bridgewater	Jr.	6.7 ppg	3.9 rpg

## 2001

G	Torris Bright	So.	10.8 ppg	2.8 rpg
G	Collis Temple III	So.	14.1 ppg	4.6 rpg
F	Ronald Dupree	So.	17.3 ppg	8.8 rpg
F	Brian Beshara	So.	11.2 ppg	6.0 rpg
F	Jermaine Williams	Fr.	7.4 ppg	3.9 rpg

## 2000

G	Torris Bright	Fr.	10.0 ppg	3.7 rpg
G	Lamont Roland	Jr.	10.9 ppg	4.6 rpg
F	Brian Beshara	Jr.	11.0 ppg	5.1 rpg
F	Jabari Smith	Sr.	12.5 ppg	7.0 rpg
F	Stromile Swift	So.	16.2 ppg	8.2 rpg

## 1999

G	Maurice Carter	Sr.	17.3 ppg	5.7 rpg
G	Willie Anderson	Sr.	7.3 ppg	2.9 rpg
F	Brian Beshara	So.	11.0 ppg	5.3 rpg
F	Jabari Smith	Jr.	12.7 ppg	9.7 rpg
F	Stromile Swift	Fr.	7.6 ppg	4.3 rpg

## 1998

G	Maurice Carter	Jr.	14.4 ppg	3.7 rpg
G	Willie Anderson	Jr.	12.9 ppg	3.2 rpg
F	DeJuan Collins	Jr.	8.8 ppg	3.7 rpg
F	Rogers Washington	Jr.	9.2 ppg	4.1 rpg
F	Cedric Carter	Jr.	8.1 ppg	6.1 rpg

## 1997

G	Gene Nabors	So.	5.0 ppg	2.7 rpg
G	Maurice Carter	Fr.	9.8 ppg	2.3 rpg
F	Duane Spencer	Sr.	15.1 ppg	7.7 rpg
F	Rogers Washington	So.	8.4 ppg	4.3 rpg
F	Nick Sheppard	So.	7.1 ppg	5.7 rpg

## 1996

G	Gene Nabors	Fr.	5.2 ppg	4.2 rpg
G	Ronnie Henderson	Jr.	21.8 ppg	4.7 rpg
E	Roman Rubchenko	Sr.	11.2 ppg	6.9 rpg
F	Duane Spencer	Jr.	7.9 ppg	5.7 rpg
G	Deuce Ford	Jr.	11.5 ppg	5.4 rpg

## 1995

G	Randy Livingston	Fr.	14.0 ppg	4.0 rpg
G	Ronnie Henderson	So.	23.3 ppg	5.3 rpg
F	Clarence Caesar	Sr.	12.6 ppg	7.0 rpg
F	Landers Nolley	Jr.	10.7 ppg	4.7 rpg
F	Roman Rubchenko	Jr.	9.8 ppg	5.9 rpg

## 1994

G	Jaime Brandon	Jr.	16.5 ppg	5.7 rpg
G	Andre Owens	Sr.	9.0 ppg	1.6 rpg
G	Sean Gipson	Sr.	5.7 ppg	5.1 rpg
F	Clarence Carter	Jr.	14.6 ppg	6.3 rpg
F	Lenear Burns	Sr.	9.3 ppg	5.4 rpg

## 1993

G	Mike Hansen	Sr.	5.9 ppg	1.0 rpg
C	Geert Hammink	Sr.	15.3 ppg	10.2 rpg
G	Sean Gipson	Jr.	9.2 ppg	4.9 rpg
F	Andre Owens	Jr.	8.1 ppg	1.9 rpg
F	Clarence Caesar	Jr.	9.8 ppg	6.2 rpg

## 1992

G	Justin Anderson	Sr.	7.4 ppg	2.5 rpg
G	Jamie Brandon	Fr.	10.5 ppg	2.5 rpg
C	Shaquille O'Neal	Jr.	24.1 ppg	14.0 rpg
F	Vernel Singleton	Sr.	14.3 ppg	6.6 rpg
F	Clarence Caesar	So.	11.5 ppg	4.8 rpg

## 1991

G	Mike Hansen	So.	12.7 ppg	2.2 rpg
G	T.J. Pugh	Jr.	6.6 ppg	3.7 rpg
G	Shawn Griggs	Fr.	8.9 ppg	3.8 rpg
C	Shaquille O'Neal	So.	27.6 ppg	14.7 rpg
F	Vernel Singleton	Jr.	15.2 ppg	5.9 rpg

## 1990

G	Chris Jackson	So.	27.8 ppg	2.5 rpg
G	"Mo" Williamson	So.	12.2 ppg	2.3 rpg
C	Shaquille O'Neal	Fr.	13.9 ppg	12.0 rpg
F	Wayne Sims	Jr.	7.8 ppg	4.8 rpg
F	Stanley Roberts	Fr.	14.1 ppg	9.8 rpg

## 1989

G	Chris Jackson	Fr.	30.2 ppg	3.4 rpg
G	Lyle Morton	So.	8.2 ppg	3.2 rpg
F	Wayne Sims	So.	13.3 ppg	7.6 rpg
F	Vernel Singleton	Fr.	10.8 ppg	7.8 rpg
F	Ricky Blanton	Sr.	20.3 ppg	8.2 rpg

## 1988

G	Daryl Joe	So.	11.9 ppg	2.7 rpg
G	Fess Irvin	Sr.	3.6 ppg	1.3 rpg
F	Ricky Blanton	Jr.	17.0 ppg	8.8 rpg
F	Jose Vargas	Sr.	14.5 ppg	8.2 rpg
F	Bernard Woodside	Sr.	5.8 ppg	4.2 rpg

# Year-by-Year Starting Lineups

## 1987

G	Daryl Joe	Fr.	8.4 ppg	2.9 rpg
G	Oliver Brown	Sr.	6.5 ppg	7.3 rpg
F	Nikita Wilson	Sr.	15.6 ppg	7.0 rpg
F	Bernard Woodside	Jr.	6.9 ppg	4.0 rpg
F	Anthony Wilson	Sr.	16.6 ppg	3.6 rpg

## 1986

G	Derrick Taylor	Sr.	13.8 ppg	1.7 rpg
G	Don Redden	Sr.	13.0 ppg	4.8 rpg
C	Ricky Blanton	So.	6.3 ppg	4.9 rpg
F	John Williams	So.	17.8 ppg	8.5 rpg
F	Jose Vargas	So.	3.0 ppg	2.5 rpg

## 1985

G	Don Redden	Jr.	9.7 ppg	2.9 rpg
G	Derrick Taylor	Jr.	9.1 ppg	1.7 rpg
F	Nikita Wilson	So.	15.0 ppg	6.9 rpg
F	John Williams	Fr.	13.4 ppg	6.6 rpg
F	Jerry Reynolds	Jr.	11.0 ppg	6.1 rpg

## 1984

G	Derrick Taylor	So.	13.4 ppg	1.7 rpg
G	John Tudor	Sr.	8.2 ppg	3.6 rpg
C	Leonard Mitchell	Sr.	11.9 ppg	7.3 rpg
F	Jerry Reynolds	So.	14.2 ppg	8.2 rpg
F	Nikita Wilson	Fr.	6.0 ppg	5.2 rpg

## 1983

G	Johnny Jones	Jr.	6.5 ppg	4.0 rpg
G	John Tudor	Jr.	6.7 ppg	3.1 rpg
F	Howard Carter	Sr.	17.6 ppg	4.7 rpg
C	Leonard Mitchell	Jr.	14.7 ppg	9.1 rpg
F	Jerry Reynolds	Fr.	10.6 ppg	6.2 rpg

## 1982

G	Derrick Taylor	So.	13.4 ppg	1.7 rpg
G	Johnny Jones	So.	5.0 ppg	1.1 rpg
G	John Tudor	So.	2.7 ppg	2.9 rpg
C	Leonard Mitchell	So.	13.9 ppg	7.6 rpg
F	Howard Carter	Jr.	16.7 ppg	5.6 rpg

## 1981

G	Ethan Martin	Sr.	11.5 ppg	2.9 rpg
G	Howard Carter	So.	16.0 ppg	4.1 rpg
C	Greg Cook	Sr.	9.2 ppg	5.3 rpg
F	Durand Macklin	Sr.	15.9 ppg	9.8 rpg
F	Leonard Mitchell	Fr.	10.8 ppg	7.2 rpg

## 1980

G	Ethan Martin	Jr.	11.9 ppg	1.9 rpg
G	Howard Carter	Fr.	10.5 ppg	3.4 rpg
C	Greg Cook	Jr.	4.4 ppg	5.8 rpg
F	Durand Macklin	Jr.	17.6 ppg	9.7 rpg
F	DeWayne Scales	Jr.	16.3 ppg	7.9 rpg

## 1979

G	Al Green	Sr.	17.7 ppg	3.4 rpg
G	Ethan Martin	So.	9.7 ppg	2.5 rpg
C	Lionel Green	Sr.	9.7 ppg	11.1 rpg
F	DeWayne Scales	So.	19.4 ppg	9.1 rpg
F	Greg Cook	So.	6.3 ppg	6.3 rpg

## 1978

G	Kenny Higgs	Sr.	13.7 ppg	4.0 apg
G	Jordy Hultberg	So.	9.7 ppg	2.1 rpg
C	Lionel Green	Jr.	5.2 ppg	7.1 rpg
F	Rudy Macklin	So.	19.0 ppg	10.6 rpg
F	DeWayne Scales	Fr.	13. ppg	2.2 rpg

## 1977

G	Kenny Higgs	Jr.	17.7 ppg	8.9 apg
G	Jordy Hultberg	Fr.	12.8 ppg	4.0 apg
C	Bob Miller	Sr.	8.9 ppg	2.3 rpg
F	Rudy Macklin	Fr.	14.8 ppg	11.8 rpg
F	Greg Cook	Fr.	11.5 ppg	9.2 rpg

## 1976

G	Kenny Higgs	So.	22.2 ppg	6.7 apg
G	Donald Newman	Fr.	5.5 ppg	4.5 apg
C	Floyd Bailey	So.	11.5 ppg	8.1 rpg
F	Ed LeBlanc	Sr.	10.7 ppg	10.4 rpg
F	Lionel Green	Fr.	5.4 ppg	6.3 rpg

## 1975

G	Kenny Higgs	Fr.	18.1 ppg	4.8 apg
G	Mike Darnall	Sr.	6.3 ppg	6.7 apg
C	Ed LeBlanc	Jr.	7.8 ppg	5.1 rpg
F	Glenn Hansen	Sr.	21.7 ppg	10.0 rpg
F	Randy Herring	Sr.	5.6 ppg	3.8 rpg

## 1974

G	Eddie Palubinskas	Sr.	18.4 ppg	3.7 apg
G	Mike Darnall	Jr.	6.5 ppg	3.1 apg
C	Collis Temple	Sr.	15.0 ppg	10.5 rpg
F	Glenn Hansen	Jr.	19.4 ppg	9.0 rpg
F	Ed LeBlanc	So.	6.8 rpg	5.1 rpg



# 100 Point Games

## 1942-43

LSU 101, Camp Livingston 50 (H)

## 1951-52

LSU 103, Mississippi State 78 (H) - Jan. 14, 1952

## 1952-53

LSU 124, Southwestern (Tenn.) 33 (H) - Dec. 8, 1952  
LSU 100 (#8), Villanova 94 (Sugar Bowl) - Dec. 29, 1952

## 1953-54

LSU 128, Louisiana College 74 (H) - Dec. 7, 1953  
LSU 100, Georgia 53 (H) - Jan. 9, 1954

## 1955-56

LSU 100, Ole Miss 76 (H) - Feb. 6, 1956

## 1967-68

Florida State 130, LSU 100 (Milw. Cl.) - Dec. 16, 1967  
LSU 111, Mississippi St. 87 (H) - Dec. 22, 1967  
LSU 100, Tulane 91 (A) - Jan. 11, 1968  
LSU 104, Clemson 81 (H) - Jan. 24, 1968

## 1968-69

LSU 109, Loyola (N.O.) 82 (A) - Dec. 2, 1968  
LSU 101, Oklahoma City 85 (A) - Dec. 28, 1968  
LSU 120, Pittsburgh 79 (H) - Jan. 31, 1969

## 1969-70

LSU 100, Loyola (N.O.) 87 (H) - Dec. 9, 1969  
LSU 109, Vanderbilt 86 (H) - Dec. 11, 1969  
LSU 111, Clemson 103 (A) - Dec. 20, 1969  
LSU 109, Ole Miss 86 (H) - Jan. 31, 1970  
LSU 109, Mississippi State 91 (H) - Feb. 2, 1970  
Alabama 106, LSU 104 (A) - Feb. 7, 1970  
LSU 127, Tulane 114 (H) - Feb. 9, 1970  
Kentucky 121 (#2), LSU 105 (H) - Feb. 21, 1970  
LSU 103, Ole Miss 90 (A) - Feb. 28, 1970

## 1970-71

LSU 109, Loyola (N.O.) 103 (A) - Dec. 1, 1970  
LSU 106, Auburn 92 (A) - Jan. 9, 1971  
LSU 107, Alabama 78 (H) - Feb. 6, 1971  
LSU 114, Auburn 94 (H) - Feb. 15, 1971

## 1971-72

LSU 103, Loyola (N.O.) 85 (H) - Jan. 8, 1972

## 1972-73

LSU 107, Southern Miss 79 (H) - Feb. 19, 1973

## 1973-74

LSU 105, Iona 78 (H) - Dec. 22, 1973  
LSU 102, Boston University 64 (H) - Dec. 30, 1973  
LSU 102, Florida 81 (H) - Feb. 9, 1974

## 1974-75

LSU 105, Duke 95 (Carolina Classic) - Dec. 20, 1974  
LSU 113, St. Peter's 101 (H) - Dec. 27, 1974

## 1975-76

LSU 109, CCONY 73 (La. Classic) (H) - Nov. 28, 1975  
LSU 100, Ole Miss 75 (H) - Jan. 10, 1976

## 1976-77

LSU 100, Samford 89 (H) - Dec. 6, 1976  
LSU 101, Montana State 80 (H) - Dec. 27, 1976  
Tennessee 108, LSU 102 (H) - Jan. 15, 1977

## 1977-78

LSU 120, Tulane 88 (H) - Dec. 7, 1977  
LSU 121, Tennessee 87 (H) - Jan. 9, 1978  
LSU 101, Tennessee 86 (A) - Feb. 6, 1978  
LSU 101, Auburn 85 (OT) (A) - Feb. 20, 1978  
LSU 103, Alabama 85 (H) - March 6, 1978

## 1978-79

LSU 112 (#14), St. Francis 81 (H) - Nov. 24, 1978  
LSU 109 (#11), Tulane 85 (H) - Dec. 4, 1978  
LSU 100 (#7), Colgate 73 (H) - Dec. 29, 1978

## 1979-80

LSU 112 (#7), Florida 81 (H) - Dec. 1, 1979  
LSU 104 (#7), New Orleans 78 (H) - Dec. 3, 1979  
LSU 103 (#6), Maine 81 (H) - Dec. 15, 1979

## 1980-81

LSU 119 (#15), Tulane 81 (H) - Dec. 6, 1980  
LSU 100 (#10), UNC-W 68 (H) - Dec. 29, 1980  
LSU 100 (#4), Lamar 78 (NCAA) (A) - March 14, 1981

## 1982-83

LSU 115, Cleveland State 77 (H) - Dec. 18, 1982

## 1983-84

LSU 104 (#11), U.S. Inter. 66 (H) - Jan. 16, 1984

## 1984-85

LSU 102 (#16), Loyola (IL) 96 (H) - Nov. 28, 1984  
LSU 103 (#18), Utah State 71 (H) - Dec. 28, 1984

## 1985-86

LSU 101 (#12), Hawaii-Pacific 89 (A) - Dec. 1, 1985

## 1986-87

LSU 117, Illinois-Chicago 84 (N) - Dec. 30, 1986

## 1988-89

Louisiana Tech 111, LSU 109 (OT) (H) - Dec. 6, 1988  
LSU 111, Florida 101 (A) - Dec. 10, 1988  
LSU 128, Tennessee-Martin 89 (H) - Dec. 20, 1988  
Illinois 127 (#5), LSU 100 (H) - Dec. 22, 1988  
LSU 101, Morehead State 88 (N) - Dec. 28, 1988  
LSU 104, Auburn 77 (H) - Jan. 7, 1989  
LSU 105, Ole Miss 75 (H) - Feb. 1, 1989  
LSU 104 (#19), Auburn 91 (A) - Feb. 8, 1989  
LSU 122 (#19), Tennessee 106 (H) - Feb. 11, 1989  
Ole Miss 113, LSU 112 (OT) (A) - Feb. 4, 1989

## 1989-90

LSU 116 (#9), Lamar 76 (H) - Dec. 4, 1989  
LSU 100 (#9), Hardin Simmons 66 (H) - Dec. 30, 1989  
LSU 124 (#11), Texas 113 (N-Houston) - Jan. 2, 1990  
LSU 111 (#11), Tennessee 94 (H) - Jan. 8, 1990  
LSU 101 (#13), Vanderbilt 72 (H) - Jan. 16, 1990  
LSU 107 (#16), UNLV 105 (H) - Jan. 28, 1990  
LSU 148 (#14), Loyola Marymount 141 (#20)(OT) (H) - Feb. 3, 1990  
LSU 119 (#11), Tennessee 113 (A) - Feb. 10, 1990  
LSU 121 (#9), Vanderbilt 108 (A) - Feb. 18, 1990  
LSU 103 (#15), Ole Miss 94 (H) - March 3, 1990

## 1990-91

LSU 117 (#14), SE Louisiana 68 (H) - Nov. 26, 1990  
LSU 101 (#20), Texas 87 (#22) (H) - Nov. 30, 1990  
LSU 101 (#18), Chapman 68 (H) - Dec. 7, 1990  
LSU 122 (#10), Loyola Marymount 114 (H) - Dec. 20, 1990  
LSU 118 (#15), Nicholls State 76 (H) - Dec. 29, 1990  
LSU 107 (#19), Kentucky 88 (#10)(H) - Feb. 5, 1991  
LSU 119 (19), Tennessee 87 (H) - Feb. 23, 1991

## 1991-92

LSU 101, Southeastern La. 64 (H) - Dec. 17, 1991  
LSU 159, Northern Arizona 86 (H) - Dec. 28, 1991  
LSU 123, Nicholls State 61 (H) - Dec. 30, 1991  
LSU 115, McNeese State 67 (H) - Jan. 20, 1992  
LSU 100, Ole Miss 69 (H) - Feb. 25, 1992

## 1993-94

LSU 100, Winthrop 71 (H) - Dec. 28, 1993  
Arkansas 108, (#1) LSU 105 (OT) (H) - March 2, 1994

## 1994-95

LSU 106, Southeastern Louisiana 80 (H) - Nov. 25, 1994  
LSU 127, George Mason 104 (H) - Dec. 3, 1994  
LSU 113, Troy 78 (H) - Dec. 6, 1994  
LSU 105, Georgia State 70 (H) - Dec. 28, 1994

## 1995-96

LSU 109, Southern 100 (H) - Nov. 29, 1995  
LSU 104, Louisiana College 65 (H) - Dec. 23, 1995

## 1999-00

LSU 112, Grambling State 37 (H) - Nov. 20, 1999  
LSU 103, Wyoming 86 (N) - Nov. 27, 1999

## 2002-03

LSU 112, (#23), Centenary 65 (H) - Jan. 15, 2003

## 2004-05

LSU 113, Ohio State 101 (2OT) (H) - Jan. 15, 2005

## 2005-06

LSU 104, Nicholls State 57 (H) - Nov. 21, 2005

## 2012-13

LSU 102, Northwestern State 95 (H) - Nov. 20, 2012

## 2015-16

LSU 119, North Florida 108 (H) -- Dec. 12, 2015  
LSU 100, Oral Roberts 77 (H) -- Dec. 19, 2015

## 2017-18

LSU 105, Samford 86 (H) -- Nov. 16, 2017  
LSU 104, North Florida 52 (H) -- Dec. 22, 2017

## 2019-20

LSU 109, Northwestern State 59 (H) -- Dec. 8, 2019

## 100 Point Facts

- LSU record when LSU scores 100 or more points: 102-8 (92.7%)
- LSU has won 40 of the last 41 games when scoring 100 or more points, including the last 17.
- LSU record when opponents score 100 points or more: 14-77 (15.4%)
- LSU record when both teams score 100 points in the same game: 16-10 (61.5%)

## 100 Point Games by Coaches

COACH	TOT	W-L
Will Wade	3	3-0
Johnny Jones	3	3-0
John Brady	5	5-0
Dale Brown	71	66-5
Press Maravich	21	18-3
Harry Rabenhorst	6	6-0
Dale Morey	1	1-0

## Most 100 Point Games by Year, Record

1989-90	10	10-0
1988-89	10	7-3
1969-70	9	7-2
1990-91	7	7-0
1991-92	5	5-0
1977-78	5	5-0
1994-95	4	4-0
1967-68	4	3-1

# Overtime Games

DATE	SCORE	SITE
01/13/41	Alabama 36, LSU 32	Tuscaloosa, Ala.
02/27/42	Alabama 45, LSU 31	Louisville, Ky.
03/04/50	Tennessee 81, LSU 79	Louisville, Ky.
01/08/55	Georgia 76, LSU 70	Athens, Ga.
02/12/55	Georgia Tech 79, LSU 72	Baton Rouge
12/08/56	Loyola (N.O.) 77, LSU 73	Baton Rouge
01/18/57	Tulane 66, LSU 64	Baton Rouge
12/10/59	Loyola (N.O.) 66, LSU 65	Baton Rouge
12/3/60	Duke 80, LSU 74	Durham, N.C.
12/16/60	LSU 73, Texas Tech 69	Lubbock, Texas
12/29/60	Furman 56, LSU 55 (3ot)	Greenville, S.C.
12/21/61	Arkansas 84, LSU 81	Shreveport
01/07/63	Georgia 76, LSU 67	Athens, Ga.
01/12/63	LSU 61, Tennessee 60	Baton Rouge
12/09/66	Loyola (N.O.) 87, LSU 86 (2ot)	New Orleans
01/14/67	Alabama 76, LSU 74	Tuscaloosa, Ala.
02/10/68	LSU 93, Florida 92	Baton Rouge
12/14/68	Tulane 101, LSU 99 (2ot)	Baton Rouge
12/18/68	LSU 93, Florida 89	Baton Rouge
02/01/69	Ole Miss 84, LSU 81	Baton Rouge
03/08/69	LSU 90, Georgia 80 (2ot)	Athens, Ga.
01/02/71	USC 80, LSU 76	Los Angeles, Calif.
02/12/72	Alabama 103, LSU 99 (4ot)	Tuscaloosa, Ala.
1/19/74	Alabama 80, LSU 79	Baton Rouge
02/16/74	Miss. State 87, LSU 84	Baton Rouge
02/22/75	LSU 96, Georgia 90	Baton Rouge
02/05/77	Alabama 77, LSU 70	Baton Rouge
01/02/78	Miss. State 84, LSU 82	Starkville, Miss.
02/11/78	LSU 95, Kentucky 94	Baton Rouge
02/20/78	LSU 101, Auburn 95	Auburn, Ala.
01/20/79	LSU 70, Ole Miss 69	Oxford, Miss.
02/10/79	LSU 88, Florida 82	Gainesville, Fla.
01/12/80	Georgia 73, LSU 72 (2ot)	Athens, Ga.
02/06/80	LSU 68, Alabama 66	Tuscaloosa, Ala.
02/24/80	Kentucky 76, LSU 74	Baton Rouge
11/28/81	UNLV 83, LSU 79	Las Vegas, Nev.
03/11/83	Tenn. 74, LSU 71 (SECT)	Birmingham, Ala.
03/16/83	UNO 99, LSU 94 (NIT)	Baton Rouge
02/04/84	LSU 69, Georgia 68	Baton Rouge
02/06/84	LSU 61, Tennessee 59	Baton Rouge
02/17/84	Alabama 51, LSU 49	Tuscaloosa, Ala.
03/11/84	Alabama 72, LSU 70	Nashville, Tenn.
03/13/86	LSU 94, Purdue 87 (2ot-NCAA)	Baton Rouge
01/10/87	Georgia 64, LSU 63	Baton Rouge
02/04/87	LSU 82, Ole Miss 75	Baton Rouge
03/07/87	LSU 89, UGA 88 (2ot-SECT)	Atlanta, Ga.
01/09/88	LSU 69, Ole Miss 61	Oxford, Miss.
12/06/88	La. Tech 111, LSU 109	Baton Rouge
03/04/89	Ole Miss 113, LSU 112	Oxford, Miss.
01/04/90	Miss. St. 87, LSU 80	Starkville, Miss.
01/24/90	Georgia 94, LSU 92	Baton Rouge
02/03/90	LSU 148, Loyola Marymount 141	Baton Rouge
03/03/92	Arkansas 106, LSU 92	Fayetteville, Ark.
01/13/93	LSU 84, Miss. State 76	Starkville, Miss.
12/04/93	LSU 95, Nicholls St. 90	Baton Rouge
03/02/94	Arkansas 108, LSU 105	Baton Rouge
01/21/95	LSU 87, Ole Miss 81	Baton Rouge
12/07/96	Louisville 93, LSU 87	Anaheim, Calif.
01/08/97	LSU 88, Florida 82	Baton Rouge
12/19/98	LSU 63, Texas 61	Baton Rouge
02/10/99	Alabama 72, LSU 71 (3ot)	Tuscaloosa, Ala.
02/13/01	Florida 91, LSU 74	Baton Rouge
02/28/01	LSU 78, Ole Miss 77	Baton Rouge
11/23/01	Weber State 75, LSU 74	Hilo, Hawaii
02/13/02	LSU 68, Miss. State 65	Baton Rouge
12/18/04	Southern Miss 88, LSU 84	Biloxi, Miss.
01/15/05	LSU 113, Ohio St. 101 (2ot)	Baton Rouge
01/19/05	LSU 66, Arkansas 63	Baton Rouge
03/12/05	Kentucky 79, LSU 78 (SECT)	Atlanta, Ga.
11/26/05	LSU 71, WVU 68	Morgantown, WV.
03/25/06	LSU 70, Texas 60 (NCAAT)	Atlanta, Ga.
12/10/06	Texas 76, LSU 75	Houston, Texas
03/08/07	LSU 76, Tennessee 75 (SECT)	Atlanta, Ga.
11/21/07	Arizona State 87, LSU 84	Lahaina, Maui
02/11/09	LSU 97, Miss. St. 94 (2ot)	Starkville, Miss.
12/22/09	Wash. State 73, LSU 72	Seattle, Wash.
12/13/10	Coastal Carolina 78, LSU 69	Baton Rouge
12/16/10	LSU 78, McNeese 66	Baton Rouge
11/23/11	South Alabama 79, LSU 75	Baton Rouge
01/17/12	LSU 65, Auburn 58	Baton Rouge
02/14/12	LSU 69, Miss. State 67	Baton Rouge

# Overtime Games

02/29/12	Tennessee 74, LSU 69	Baton Rouge
01/16/13	South Carolina 82, LSU 73	Baton Rouge
02/23/13	LSU 97, Alabama 94 (3ot)	Baton Rouge
12/01/13	LSU 70, Butler 68	Orlando, Fla.
1/15/14	Ole Miss 88, LSU 74	Oxford, Miss.
2/22/14	Kentucky 77, LSU 76	Lexington, Ky.
11/18/14	LSU 69, Texas Tech 64	Baton Rouge
1/8/15	Missouri 74, LSU 67	Columbia, Mo.
1/10/15	LSU 87, Georgia 84 (2 ot)	Baton Rouge
1/24/15	LSU 79, Vanderbilt 75	Nashville, Tenn.
3/13/15	Auburn 73, LSU 70 (SECT)	Nashville, Tenn.
11/24/15	NC State, 83, LSU 72	Brooklyn, N. Y.
12/13/15	Houston 105, LSU 98	Houston, Texas
2/28/18	South Carolina 83, LSU 74	Columbia, SC
11/23/18	Florida State 79, LSU 76	Orlando, Florida
1/12/19	LSU 94, Ark. 88	Fayetteville, Arkansas
1/26/19	LSU 86, Missouri 80	Columbia, Missouri
2/6/19	LSU 92, Miss. St. 88	Starkville, Miss.
2/20/19	Florida 82, LSU 77	Baton Rouge
2/23/19	LSU 82, Tennessee 80	Baton Rouge
3/6/19	LSU 79, Florida 78	Gainesville, Florida
1/14/20	LSU 89, Texas A&M 85	College Station, Texas
2/8/20	Auburn 91, LSU 90	Auburn, Alabama

## Overtime Record **45-59 (43.3%)**

At Home	25-21 (54.3%)
On Road	16-23 (41.0%)
Neutral	4-15 (21.0%)

## Coaches Overtime Records

COACH	TOT	W-L
Will Wade	10	6-4
Johnny Jones	12	5-7
Trent Johnson	8	4-4
John Brady	15	8-7
Dale Brown	36	17-19
Press Maravich	9	3-6
Jay McCreary	7	2-5
Harry Rabenhorst	7	0-7

## Single, Double, Triple Quadruple OT Games

Single Overtime Games --	37-52 (41.6%)
2 OT Games --	6-3 (66.7%)
3 OT Games --	1-2 (33.3%)
4 OT Game --	0-1 (00.0%)

## Most Overtimes In A Season

2018-19 --	7 --	5-2 record
2014-15 --	5 --	3-2 record
2011-12 --	4 --	2-2 record
2004-05 --	4 --	2-2 record
1983-84 --	4 --	2-2 record
1968-69 --	4 --	2-2 record

## LSU Rallies

The following are the 62 games in which LSU rallied to win from at least a 5-point halftime deficit (2020 to 1981):

DATE	OPPONENT	LSU HALFTIME DEFICIT	LSU WINS BY SCORE OF
<b>2019-20</b>			
Feb. 12, 2020	vs. Missouri	-6	82-78
<b>2018-19</b>			
Feb. 6, 2019	at Miss. State	-8	92-88 OT
Feb. 12, 2019	at Kentucky	-8	73-71
Feb. 23, 2019	Tennessee	-5	82-80 OT
<b>2016-17</b>			
Dec. 13, 2016	NC Central	-7	70-66
Jan. 4, 2017	at Mizzou	-5	88-77
<b>2015-16</b>			
Dec. 13, 2015	North Florida	-8	119-108
Jan. 23, 2016	at Alabama	-5	72-70
<b>2014-15</b>			
Jan. 24, 2015	at Vandy	-5	79-75
Dec. 18, 2014	at UAB	-6	79-70
Dec. 4, 2014	at #16 W. Virginia	-5 (down 14 2H)	74-73
Nov. 18, 2014	Texas Tech	-12	69-64 OT
<b>2013-14</b>			
March 6, 2014	at Vanderbilt	-8	57-51
<b>2012-13</b>			
Feb. 23, 2013	Alabama	-5	97-94 3 OT
Feb. 2, 2013	at Mississippi State	-14	69-68
Nov. 29, 2012	Seton Hall	-12	72-67
<b>2011-2012</b>			
Feb. 14, 2012	Mississippi State	-13	69-67 OT
Dec. 3, 2011	at Rutgers	-5	55-50
Nov. 29, 2011	at Houston	-8	59-58
<b>2009-10</b>			
Dec. 12, 2009	Northwestern State	-6	73-62
<b>2008-09</b>			
Feb. 18, 2009	at Arkansas	-6	72-69
Feb. 14, 2009	Ole Miss	-5	73-66
Dec. 22, 2008	McNeese State	-7	62-59
<b>2007-08</b>			
March 5, 2008	Alabama	-7	80-74
Nov. 20, 2007	Chaminade	-5	78-72
<b>2006-07</b>			
Dec. 2, 2006	at Tulane	-16	74-67
<b>2005-06</b>			
March 15, 2006	Iona (NCAA)	-5	80-64
Feb. 28, 2006	at South Carolina	-6	64-61
Feb. 25, 2006	Kentucky	-5	71-67
<b>2004-05</b>			
Feb. 24, 2005	at Auburn	-6	77-64
<b>2003-04</b>			
March 3, 2004	Ole Miss	-11	58-45

## 2001-02

Feb. 27, 2002	Ole Miss	-7	59-56
Feb. 13, 2002	Mississippi State	-15	68-65 OT

## 2000-01

Feb. 28, 2001	Ole Miss	-5	78-77 OT
---------------	----------	----	----------

## 1998-99

Feb. 17, 1999	South Carolina	-9	60-56
---------------	----------------	----	-------

## 1997-98

Dec. 19, 1998	Texas	-10	63-61 OT
---------------	-------	-----	----------

## 1996-97

Jan. 8, 1997	Florida	-6	88-82 OT
Dec. 28, 1996	Fresno State	-11	79-75
Nov. 29, 1996	Iona	-7	70-60

## 1995-96

Dec. 19, 1995	Centenary	-9	65-63
---------------	-----------	----	-------

## 1994-95

Jan. 21, 1995	Ole Miss	-5	87-81 OT
Jan. 17, 1995	at Alabama	-5	74-61

## 1993-94

Dec. 4, 1993	Nicholls State	-7	95-90 OT
--------------	----------------	----	----------

## 1992-93

Jan. 2, 1993	Drake	-12	94-86
--------------	-------	-----	-------

## 1991-92

Jan. 3, 1992	Texas (Superdome)	-5	84-83
Nov. 22, 1991	Louisiana-Monroe	11	77-76

## 1989-90

Feb. 21, 1990	Alabama	-6	75-69
---------------	---------	----	-------

## 1988-89

Jan. 25, 1989	at Georgia	-17	80-79
Jan. 14, 1989	at Kentucky	-7	64-62

## 1987-88

Feb. 17, 1988	Georgia	-5	63-62
Jan. 13, 1988	at Tennessee	-7	52-51
Dec. 12, 1987	Maryland	-6	55-54

## 1986-87

Feb. 25, 1987	Mississippi State	-6	55-46
---------------	-------------------	----	-------

## 1985-86

March 15, 1986	Memphis	-6	83-81
Dec. 17, 1985	at Texas	-7	72-65

## 1984-85

Feb. 14, 1985	at Tennessee	-6	87-82
Jan. 12, 1985	Tennessee	-9	75-65
Dec. 30, 1984	Alabama	-6	63-61

## 1983-84

Feb. 4, 1984	Georgia	-12	69-68
Nov. 26, 1983	at New Orleans	-9	67-59

## 1980-81

March 5, 1981	Florida (SECT)	-7	83-75
Jan. 14, 1981	at Alabama	-6	59-56



# Buzzer Beaters/Biggest Wins

Here are LSU games that were decided on a made shot in the final five seconds. (Information taken from game play-by-plays available since the 1999-2000 season.)

## 2019-20

### Auburn 91, LSU 90 (OT) -- Feb. 8, 2020 -- Auburn, Alabama

After LSU had taken the lead in overtime with 11 seconds to play, Auburn came down and got a bucket with a lane runner by J'Von McCormick with 0.1 remaining.

### LSU 60, Miss. State 59 -- Jan. 12, 2020 -- Baton Rouge, Louisiana

Skylar Mays, with LSU down 1, took the ball the length of the floor and hit his first field goal of the half as the horn sounded from 18 feet to give the Tigers the victory.

## 2018-19

### LSU 69, Maryland 67 -- March 23, 2019--Jacksonville, Florida (NCAA 2nd rd.)

Tremont Waters delivered a scoop-to-the-hoop layup with three seconds to play to give LSU the victory and send the Tigers to the NCAA Sweet 16 round.

### LSU 82, Tennessee 80 -- Feb. 23, 2019 -- Baton Rouge, Louisiana

LSU scored with six seconds left in overtime to tie the game for the 11th time ... Tennessee came down and missed a three-point attempt and LSU got the rebound and Javonte Smart was fouled with a second to play. He hit two free throws for the difference in the game.

### LSU 73, Kentucky 71 -- Feb. 12, 2019--Lexington, Kentucky

Kentucky tied the game with two free throws with six seconds remaining. Skylar Mays drove the length of the floor, missed a layup, but Kavell Bigby-Williams tipped in a rebound just before the buzzer sounded for the road victory.

### Florida St. 79, LSU 76 -- Nov. 23, 2018 -- Lake Buena Vista, Florida

Mfiondu Kabengele hit a three-pointer with two seconds left for the win after LSU tied the game for the 12th time with 11 seconds remaining in overtime.

## 2017-18

### LSU 69, Texas A&M 68 -- Jan. 6, 2018 -- College Station, Texas

Tremont Waters hit a three-pointer with 0.7 to play for LSU's first SEC win in the Will Wade era ... Waters had made a three-pointer with 12 seconds left to cut A&M lead to 68-66 to set up the final shot when LSU got the ball back after A&M missed two free throws.

## 2016-17

### UGA 82, LSU 80 -- Feb. 25, 2017 -- Athens, Georgia

J. J. Frazier makes two free throws (1.6 left to play) and Derek Ogbeide added one free throw in the final second of the contest.

## 2015-16

### Oklahoma 77, LSU 75 -- Jan. 30, 2016 -- Baton Rouge, La.

Isaiah Cousins jumper with 3.8 to play.

### LSU 76, Arkansas 74 -- Jan. 16, 2016 -- Baton Rouge, La.

Craig Victor II's layup following a missed three-pointer with 4.2 left in the game was the difference.

## 2014-15

### NC State 66, LSU 65 -- March 19, 2015 -- Pittsburgh, Pennsylvania (NCAA)

Beejay Anya's basket with 0.1 to play was the difference in the first-round NCAA Tournament game.

### LSU 81, Arkansas 78 -- March 7, 2015 -- Fayetteville, Arkansas

Keith Hornsby hits a corner three-pointer at the buzzer in the regular season finale.

## 2013-14

### Kentucky 77, LSU 76 (ot) -- February 22, 2014 -- Lexington, Kentucky

Julius Randle scores a put back basket with 3.9 seconds left in overtime to get the win.

## 2012-13

### LSU 69, Mississippi State 68 -- Feb. 2, 2013 -- Starkville, Mississippi

Anthony Hickey hits an eight-foot runner with three seconds to play to get LSU the win

## 2011-12

### LSU 69, Mississippi State 67 -- Feb. 14, 2012 -- Baton Rouge

Anthony Hickey scores in the lane with 1.4 seconds remaining in overtime for the victory.

### LSU 59, Houston 58 -- Nov. 29, 2011 -- Houston, Texas

Storm Warren makes two free throws with 1.2 seconds to play after being fouled on an offensive rebound.

## 2007-08

### LSU 81, Auburn 80 -- January 30, 2008 -- Auburn, Alabama

Marcus Thornton hit a game-winning three pointer with 3.8 seconds, finishing with 38 points.

## 2006-07

### Georgia 57, LSU 54 -- January 28, 2007 -- Athens, Georgia

Levi Stukes hits a three-point field goal with 0.6 seconds left to give Georgia the victory.

## 2005-06

### LSU 58, Texas A&M 57 -- March 18, 2006 -- Jacksonville, Florida (NCAA 2nd Rd)

Darrel Mitchell made a long three-pointer with 3.9 seconds remaining to rally LSU past the Aggies.

## 2004-05

### LSU 61, Alabama 59 -- February 21, 2005 -- Baton Rouge

Sophomore Ross Neltner tipped in a Brandon Bass miss just before the buzzer to give LSU the victory.

## 2002-03

### Auburn 56, LSU 54 -- February 7, 2003 -- Auburn, Alabama

Nathan Watson hits a three-point field goal with 4.1 seconds remaining to give the home Tigers the win.

## 2001-02

### Alabama 76, LSU 74 -- January 5, 2002 -- Tuscaloosa, Alabama

Terrance Meade makes two free throws with two seconds to play to give Alabama the win.

### Weber State 75, LSU 74 -- November 23, 2001 -- Hilo, Hawaii

In first round match of the Big Island Invitational, Weber State scores a post bucket in the final second of overtime to get past LSU.

## 2000-01

### LSU 78, Ole Miss 77 -- February 28, 2001 -- Baton Rouge

LSU scores the last nine points of overtime as Collis Temple III scores with five seconds to play.

### LSU 61, Houston 59 -- November 28, 2000 -- Houston, Texas

Torris Bright's basketball with less than a second left in the contest is the winner.

## BIGGEST WINS vs. COLLEGE OPPONENTS

91	124-33	vs. Southeastern (TN)	12/8/1952
89	95-6	vs. Millsaps (H)	2/5/1917
75	112-37	vs. Grambling (H)	11/20/1999
73	159-86	vs. Northern Ariz. (H)	12/28/1991
62	123-61	vs. Nicholls (H)	12/30/1991
62	74-12	vs. Loyola (NO) (H)	1/10/1921
60	98-38	vs. Birmingham-So. (H)	12/5/1952
60	80-20	vs. Sewanee (H)	1/5/1934
56	66-10	vs. Millsaps (H)	2/16/1918
56	69-13	vs. UL-Lafayette (H)	12/21/1919
54	99-45	vs. Denison (H)	1/1/1987
54	128-74	vs. La. College (H)	12/7/1953
53	61-8	vs. UL-Lafayette (H)	2/11/1921
52	104-52	vs. North Florida (H)	12/22/2017
51	60-9	vs. Sewanee (H)	1/6/1934
50	109-59	vs. Northwestern State (H)	12/8/2019
49	117-68	vs. Southeastern (H)	11/26/1990
48	115-67	vs. McNeese (H)	1/20/1992
48	64-16	vs. Spring Hill (H)	2/3/1920
47	104-57	vs. Nicholls (H)	11/21/2005
47	112-65	vs. Centenary (H)	1/15/2003
47	100-53	vs. Georgia (H)	1/9/1954
46	87-41	vs. Grambling (H)	12/13/2008
46	66-18	vs. Jefferson College (H)	2/1/1919
46	57-11	vs. Millsaps (A)	2/21/1917
45	74-29	vs. Tulane (N-Louisville)	2/28/1946
45	65-20	vs. Tulane (H)	2/22/1935
44	68-24	vs. Nicholls (H)	11/22/2002
44	97-53	vs. Ole Miss (A)	2/16/2000
44	63-20	vs. La. College (H)	1/30/1920
44	61-17	vs. St. Charles (A)	1/11/1918
43	88-45	vs. Southern (H)	11/30/2007
43	92-49	vs. Nicholls (H)	12/22/2000
43	92-49	vs. ULM (H)	11/20/2000
42	78-36	vs. Centenary (H)	11/24/2010
42	96-54	vs. Nicholls (H)	11/17/2006
42	118-76	vs. Nicholls (H)	12/29/1990
42	73-31	vs. Miss. State (H)	2/8/1946
41	91-50	vs. Incarnate Word (H)	12/9/2018
41	94-53	vs. UNO (H)	12/13/2005
41	85-44	vs. Centenary (H)	1/17/2001
41	120-79	vs. Pittsburgh (H)	1/31/1969
41	59-18	vs. Ole Miss (H)	2/14/1939
41	64-23	vs. Tulane (H)	2/23/1935

# All-Americans/SEC POY/SEC FOY

The following LSU players were named to a first, second or third All-America team at some point in their college careers. Nine LSU players (Sparky Wade, Bobby Lowther, Bob Pettit, Pete Maravich, Durand "Rudy" Macklin, Chris Jackson, Shaquille O'Neal, Glen Davis, Ben Simmons) were designated first-team All-Americans at some point in their career. The NCAA bases the following list on A-A research. Players are listed with the year and the organization that named them an All-American.

## 1935

**Malcolm "Sparky" Wade**  
1st team Converse Yearbook

## 1946

**Bobby Lowther**  
1st team Helms Foundation

## 1952

**Bob Pettit**  
2nd team Associated Press  
2nd team United Press International  
2nd team Helms Foundation  
4th team Converse Yearbook

## 1953

**Bob Pettit**  
1st team Helms Foundation  
2nd team Associated Press  
2nd team United Press International  
2nd team Look Magazine  
2nd team International News Service  
2nd team Newspaper Enterprises Assoc.  
2nd team Colliers (Basketball Coaches)  
3rd team Converse Yearbook

## 1954

**Bob Pettit**  
1st team Associated Press  
1st team United Press International  
1st team International News Service  
1st team Colliers (Basketball Coaches)  
1st team Converse Yearbook  
1st team Helms Foundation  
1st team Tempo Magazine  
1st team NABC  
2nd team Newspaper Enterprises Assoc.  
3rd team Look Magazine

## 1956

**Roger Sigler**  
2nd team Helms Foundation

## 1968

**Pete Maravich**  
1st team Associated Press  
1st team NABC  
1st team USBWA  
1st team United Press International  
1st team Sporting News  
1st team Converse Yearbook

## 1969

**Pete Maravich**  
1st team Associated Press  
1st team NABC  
1st team USBWA  
1st team United Press International  
1st team Sporting News  
1st team Converse Yearbook

## 1970

**Pete Maravich**  
1st team Associated Press  
1st team NABC  
1st team USBWA  
1st team United Press International  
1st team Sporting News  
1st team Converse Yearbook

## 1979

**Al Green**  
2nd team Converse Yearbook

## 1980

**Durand "Rudy" Macklin**  
1st team Converse Yearbook  
2nd team Sporting News

## 1981

**Durand "Rudy" Macklin**  
1st team USBWA  
1st team Converse Yearbook  
1st team John Wooden Award  
2nd team United Press International  
3rd team Basketball Times

**Ethan Martin**  
3rd team Basketball Times

## 1982

**Howard Carter**  
2nd team Converse Yearbook

## 1983

**Howard Carter**  
2nd team Converse Yearbook

## 1989

**Chris Jackson**  
1st team Associated Press  
1st team United Press International  
1st team USBWA  
1st team Sporting News  
2nd team NABC  
2nd team Basketball Times

## 1990

**Chris Jackson**  
1st team Associated Press  
1st team NABC  
1st team USBWA  
1st team John Wooden Award  
2nd team United Press International  
2nd team Sporting News  
2nd team Basketball Times

## 1991

**Shaquille O'Neal**  
1st team Associated Press  
1st team United Press International  
1st team NABC  
1st team USBWA  
1st team Sporting News  
1st team Basketball Times  
1st team John Wooden Award

## 1992

**Shaquille O'Neal**  
1st team Associated Press  
1st team United Press International  
1st team NABC  
1st team USBWA  
1st team Sporting News  
1st team Basketball Times  
1st team John Wooden Award

## 2000

**Stromile Swift**  
2nd team USBWA  
2nd team Basketball Times  
3rd team Associated Press  
3rd team NABC

## 2006

**Glen Davis**  
1st team John Wooden Award  
1st team CollegelInsider.com  
2nd team Associated Press

## 2009

**Marcus Thornton**  
2nd team Rivals.com

## 2016

**Ben Simmons**  
1st team USBWA  
1st team NABC  
2nd team AP  
2nd team Sporting News

# SEC Players, Freshman of Year/McWhorter Award

## 1968

Pete Maravich  
Player of the Year

## 1969

Pete Maravich  
Player of the Year

## 1970

Pete Maravich  
Player of the Year

## 1981

Durand "Rudy" Macklin  
Player of the Year

## 1989

Chris Jackson  
Player of the Year

## 1990

Chris Jackson  
Player of the Year

## 1991

Shaquille O'Neal  
Player of the Year

## 1992

Shaquille O'Neal  
Player of the Year

## 2000

Stromile Swift  
Player of the Year

## 2004

Brandon Bass  
Freshman of the Year

## 2005

Brandon Bass  
Player of the Year

## Glen Davis

Freshman of the Year

## 2006

Glen Davis  
Player of the Year

Tyrus Thomas  
Freshman of the Year

## 2009

Marcus Thornton  
Player of the Year

## 2016

Ben Simmons  
Freshman of the Year

## 2020

Skylar Mays  
McWhorter Scholar-Athlete

# Bob Pettit



Bob Pettit once said of himself as a youngster who would grow up to be a collegiate All-American and a force in the National Basketball Association:

“The greatest thing that ever happened to me is that when I first picked up a basketball I was terrible. If things come naturally, you might not bother to work at improving them, and you can fall short of your potential.”

Being terrible meant being gangly and not very good. He was tall, but he wasn’t able to yet make the moves that made him a future star. He was the last man on the junior varsity his freshman year at Baton Rouge High. As a sophomore, he was cut from the varsity. But because of that, he took his interest in basketball to heart and began to work hour- after-hour in back of his house in Baton Rouge.

As a 6-4 junior, he began to be noticed. His skills were still raw and undeveloped, but his size made him worth a second glance. He grew to 6-7 as a junior, and BRHS won the state championship.

Pettit once wrote: “Teammates. . . were miles ahead of me in all-around ability, but college scouts gave me the big rush act because I was

six-seven by then. Fifteen schools offered me the standard scholarship.”

LSU fans loved what they saw in Pettit, and he didn’t disappoint. Here was a three-time First-Team All-SEC member who led his Tigers to a second place finish in 1952, conference titles in 1953 and 1954 and the NCAA Final Four in 1953.

He led the league in scoring all three years, with the highest averages seen to date in the league: 25.5 points in 1952, 24.9 in 1953 and 31.4 points per game in 1954. At the same time, he was averaging 13.1 (1952), 13.9 (1953) and an LSU best 17.3 (1954) rebounds per game. Only Pete Maravich and Chris Jackson would also break the 30-point average barrier at LSU.

Coach Cliff Wells of Tulane summed up Bob Pettit’s days at LSU, “He’s the best big man in college basketball today, and I’ve seen them all.” LSU Coach Harry Rabenhorst called him, “the greatest LSU player since Sparky Wade.”

He was a first round draft choice in 1954 of the then Milwaukee Hawks. Pettit played his entire 11-year career with the Hawks, moving with the club to St. Louis in 1955. He wrote nearly every record in the Hawks’ record book and was a four-time MVP of the annual NBA All-Star game. He led the Hawks to the 1958 NBA Championship and five NBA Finals.


In 1954, his number 50 was retired at LSU, the first number in any sport retired in Tiger Town. In 1964, he became the first NBA player to exceed the 20,000-points scored barrier. In 1970, he was elected to the Basketball Hall of Fame and in 2006 to the National Collegiate Basketball Hall of Fame.

“Those were great years at LSU,” Pettit once said. “They were such great years. I couldn’t have asked for anything better than my four years at LSU. I received my degree in Business, played the sport I loved and made so many friends.”

In 2009, he was honored again by the school he loved and continues to support as he was named one of the members of LSU’s “All-Century Team.”

Pettit still lives in South Louisiana and can be seen several times a season watching his Tigers play at the Maravich Center. He was back for a special weekend in 2013, honoring the 60th anniversary of the LSU 1953 NCAA Final Four team.

In February 2016, Pettit and his family unveiled a statue in front of the LSU Practice Facility at the Pete Maravich Assembly Center forever honoring his great basketball accomplishments.



**LSU All-American  
1953, 1954**

**First LSU Player to Have  
Number Retired  
1954**

**Member of Naismith  
Basketball Hall of Fame  
1971**

**Member of NBA 50-Year Top  
50  
1997**

**Member of LSWA Top 25  
Louisiana Athletes of the  
Century  
1999**

**Member First-Team LABC All-  
Louisiana Team of the Century  
1999**

**1999 Living Legend for LSU at  
SEC Basketball Tournament**

**Member National Collegiate  
Basketball Hall of Fame  
2006**

**Member of LSU’s “All Century  
Team”  
2009**

**Pettit statue dedicated in  
front of PMAC practice facility,  
February 2016**

## Pettit's Career Statistics

YEAR	GMS	FGM	FGA	PCT.	FTM	FTA	PCT.	REB.	PTS.	AVG.
1951-52	24	247	563	.439	118	199	.593	315	612	25.5
1952-53	21	193			133	217	.613	292	519	24.7
1953-54	25	281	573	.489	223	308	.740	432	785	31.4
<b>TOTALS</b>	<b>70</b>	<b>721</b>			<b>474</b>	<b>724</b>	<b>.655</b>	<b>1039</b>	<b>1916</b>	<b>27.4</b>

# Pete Maravich

Pete Maravich was billed as the one who would put Louisiana basketball on the map from the first day he joined his father Press at LSU. People weren't disappointed. His freshman year they packed the old John M. Parker Agricultural Center (known as the "Cow Palace") to watch the freshman team and then left quickly as the varsity Tigers won just three games in 1967.

By Pete's senior year, the Tigers would improve to 20-8 and wind up in New York City at the National Invitation Tournament, a fitting place for the big-city Maravich Show to close its LSU run.

To those who never saw him play live, but only watched what few games were on television or listened on radio, the Maravich story at LSU may seem larger than life. But his skills were perfected through hours and hours of repetitious drills at all hours of the day and night and in all kinds of settings.

Maravich ended up receiving the richest contract ever offered a college player at the time to sign with the Atlanta Hawks (\$1.9 million), but during his 10-year career with the Hawks, the New Orleans and Utah Jazz and the Boston Celtics, his dream of a championship wasn't fulfilled. Pete was finding that life wasn't very fulfilling either.

There were hard times when he went in search of something to make his life complete. He had money, he had fame. He didn't have real happiness. But in 1982, Pistol Pete accepted Jesus Christ.

He began enjoying life, enjoying times with his wife and children. Television executives were discovering his knowledge of the game again as a color commentator and best of all for LSU fans, a rift that grew between star and college had diminished and was forgotten.

But the Pistol's life suddenly ended on Jan. 5, 1988, just over a month after appearing at the Assembly Center for an emotional ceremony to formally present a portrait of Pete and his father to him.



## Maravich's Records and Highlights

- All-Time NCAA Career Scoring Leader with 3,667 points, an average of 44.2 points for 83 games.
- Ranks first, fourth and fifth for most points in a single season in NCAA history. Averaged 44.5 points in 1970, 44.2 points in 1969 and 43.8 points in 1968.
- Scored 69 points vs. Alabama, Feb. 7, 1970.
- Led LSU to the NIT Final Four in 1970, its first postseason appearance in 16 years.
- Unanimous first-team All-American in 1968, 1969, 1970.
- Naismith Award winner in 1970.
- Member of the National Basketball Association Hall of Fame after 10-year career with Atlanta Hawks, New Orleans and Utah Jazz and Boston Celtics.



**LSU All-American**  
1968, 1969, 1970

**National Player of the Year**  
1969, 1970

**Third LSU Player to Have Number Retired**  
1970

**Member of Naismith Basketball Hall of Fame**  
1987

**Member of NBA 50-Year Top 50**  
1997

**Member of LSWA Top 25 Louisiana Athletes of the Century**  
1999

**Member First-Team LABC All-Louisiana Team of the Century**  
1999

**Member Sport Magazine's Top 10 Men's College Players of the Century**  
1999

**Member of National Basketball Association Hall of Fame**

**Honored as 2003 "Legend" at the SEC Basketball Tournament**

**Member of National Collegiate Basketball Hall of Fame**  
2006

**Member of LSU's "All Century Team"**  
2009

## Maravich's Career Statistics

YEAR	G	FG	FGA	PCT.	FT	FTA	PCT.	REB.	AVG.	PF-D	AST.	PTS-AVG.
1967-68	26	432	1022	.422	274	338	.810	195	7.5	85-5	105	1138-43.8
1968-69	26	433	976	.444	282	378	.746	169	6.5	77-2	128	1148-44.2
1969-70	31	522	1168	.447	337	436	.773	164	5.3	89-0	192	1381-44.5
<b>TOTALS</b>	<b>83</b>	<b>1387</b>	<b>3166</b>	<b>.438</b>	<b>893</b>	<b>1152</b>	<b>.775</b>	<b>528</b>	<b>6.4</b>	<b>251-7</b>	<b>425</b>	<b>3667-44.2</b>



# Shaquille O'Neal



Shaquille O'Neal brought LSU to new heights during his three years with the Tigers, and the 7-1 center became a national celebrity in the days of saturation coverage of basketball by the media. But he earned his celebrity status with great play and an intimidation factor that made him the envy of coaches throughout the country.


After leaving LSU in April 1992, he was the number one pick of the National Basketball Association by the Orlando Magic and signed a multi-year contract estimated at over \$40 million. In 1996, as a free agent, he signed with the Los Angeles Lakers. Following the 2004 season, O'Neal was traded to the Miami Heat. He also played in Phoenix, Cleveland and Boston before retiring after the 2011 season. He presently serves as a studio analyst for TNT Sports.

## O'Neal's Records and Highlights

- Two-time consensus Southeastern Conference Player of the Year and first-team All-American, 1991-1992. Most Valuable Player on SEC Coaches Defensive Team, 1991-1992.
- National Player of the Year as chosen by the Associated Press (Rupp Award), United Press International, L. A. Gear and Sports Illustrated,

1991. Winner of the Tanqueray World Amateur Athlete of the Year Award, 1991. Southeastern Conference Athlete of the Year, 1991-1992. National Player of the Year as chosen by L. A. Gear, 1992 and runner-up for the Naismith Award and the John Wooden Award, 1992.

- Set SEC record for most blocks in a season three consecutive years (115-1990, 140-1991, 157-1992). Set SEC record for career blocks with 412. Blocked five or more shots in a game 45 times in 90 career games.
- Set SEC single game record with 12 blocks against Loyola Marymount in Feb. 1990. Blocked 11 shots against Brigham Young in the first round of the NCAA Tournament, setting a then-tournament standard for a single game, 1992.
- Averaged a national sophomore record 5.0 blocked shots a game, 1991. National leader in blocked shots (5.2 average), 1992.
- National leader in rebounding (14.7 average), 1991. Second nationally in rebounding (14.0 average), 1992.
- First player to lead the Southeastern Conference in scoring, rebounding, field goal percentage and blocked shots in the same season, 1991. Led SEC in rebounding, field goal percentage, blocked shots and second in scoring, 1992. First player to lead the SEC in rebounding three straight seasons since Charles Barkley of Auburn, 1982-84.
- Finished with 1,217 rebounds, seventh all-time in the Southeastern Conference, second all-time at LSU.
- Finished with 1,941 points, fourth all-time at LSU behind only Pete Maravich (3,667-1967-70), Durand Macklin (2,080-1976-78; 79-81) and Howard Carter (1,942-1979-83).
- Career field goal percentage of 61.0 percent is second all-time at LSU and in the SEC (minimum 1,000 attempts).
- Had six career triple-doubles (points, rebounds and blocks in same game).
- Was the third LSU player (Pete Maravich and Chris Jackson) to have at least two 700-plus point seasons at LSU.
- Was the first LSU player to record back-to-back 400-plus rebound seasons.



**LSU All-American**  
1991, 1992

**National Player of the Year; World Amateur Athlete of the Year**  
1991

**SEC Athlete of the Year**  
1991, 1992

**Olympic Gold Medalist**  
1996

**Member of NBA 50-Year Top 50**  
1997

**Fourth LSU Player to Have Number Retired**  
2000

**Graduated from LSU**  
December 2000

**Member of LSU's "All Century Team"**  
2009

**"Shaq" statue dedicated in front of PMAC practice facility**  
September 2011

**Inducted Louisiana Sports Hall of Fame**  
June 2013

**Inducted College Basketball Hall of Fame**  
November 2014

**Inducted Naismith Memorial Basketball Hall of Fame**  
September 2016

## O'Neal's Career Statistics

YEAR	G/GS	FG/FGA	PCT	FT/FTA	PCT	PTS	AVG	REB	AVG	PF/D	AST	TO	BLK	STL
1989-90	32/28	180/314	.573	85/153	.556	445	13.9	385	12.0	122/9	61	93	115	38
1990-91	28/28	312/497	.628	150/235	.638	774	27.6	411	14.7	79/1	45	99	140	41
1991-92	30/30	294/478	.615	134/254	.528	722	24.1	421	14.0	86/5	46	103	157	29
<b>TOTALS</b>	<b>90/86</b>	<b>786/1289</b>	<b>.610</b>	<b>369/642</b>	<b>.575</b>	<b>1941</b>	<b>21.6</b>	<b>1217</b>	<b>13.5</b>	<b>287/15</b>	<b>152</b>	<b>295</b>	<b>412</b>	<b>108</b>

# Rudy Macklin

Durand "Rudy" Macklin, whose recruitment to LSU marked the beginning of the Tigers rise to the top of college basketball under Dale Brown, received his long overdue recognition as his jersey was retired to the rafters of the Pete Maravich Assembly Center during the 2009-10 season.

Macklin came to LSU from Louisville, Ky., surprising many by leaving his home state to play for Coach Brown and a program that was still looking for its true direction.

But ever since his first game at LSU, Macklin showed he would be the leader and leave a mark on the program that is still talked about to this day.

In that first game, he set a school rebounding record that no one has come close to, pulling down 32 boards in a win against Tulane.

After his magnificent LSU career, he became the school's all-time leading rebounder with 1,276 rebounds (a 10.4 rebounds per game average). That figure remains on top of the school chart. He also became the second leading scorer all-time at LSU behind Pete Maravich (2,080 points, 16.9 points per game average).

He is just the second player to score 2,000 points at LSU, and still to this day remains in the top 20 in league scoring totals.



Much of his success and his two All-American seasons in 1980 and 1981 were after returning from a serious knee injury that forced him to miss all but two games of the 1978-79 season.

In 1980, he averaged 17.6 points per game as the Tigers just missed winning the league title in a dramatic last-game overtime loss to Kentucky only to come back a week later and win the school's only SEC title. The Tigers that year advanced to the Elite 8 before losing to Louisville.

In 1981, he was also named Southeastern Conference Player of the Year and led the Tigers to their first NCAA Final Four since 1953. He beat out a star-studded cast of players which included Georgia's Dominique Wilkins, Kentucky's Sam Bowie and other future NBA players such as Jeff Malone of Mississippi State, Dale Ellis of Tennessee, Eddie Phillips of Alabama and teammate Howard Carter.

In Macklin's four years, LSU had records of 18-9, 23-6, 26-6 and 31-5. The Tigers won one SEC title, one SEC Tournament championship, advanced to the Elite 8 and the Final Four during the Macklin days.

One writer wrote of Macklin, "Macklin's aggressiveness has never been questioned in the Southeastern Conference. If they gave an



**LSU All-American  
1980, 1981**

**Jersey Retired  
2010**

**Member of the Louisiana Sports  
Hall of Fame  
2005**

**SEC Basketball Tournament  
Living Legend  
2000**

**Member Louisiana Association  
of Basketball Coaches Hall of  
Fame  
1987**

**Member LSU Hall of Fame  
1990**

**Member Louisiana Sports Hall  
of Fame  
2005**

**Member LSU All-Century Team  
2009**

award for the hardest worker, Macklin would have been the consensus choice of his peers, who marvel at how much effort he puts into the game."

Today, Macklin is still in Baton Rouge, heading the Governor's Council on Physical Fitness and Sports for over a decade and now serving as Director of the Office of Minority Health.

"Rudy is far more than a basketball player," Brown said. "He is a magnificent human being that contributes to society daily. He is a superb role model and an outstanding gentleman."

"We didn't win (the NCAA title) but LSU was pretty far down when I came here and pretty near the top when I left. I kind of feel like we accomplished our mission."

In 2000, he was honored as the school's Living Legend at the SEC Basketball Tournament. In 2005 he was elected to the Louisiana Sports Hall of Fame and in 2009 he was named a member of LSU's All-Century team.

## Macklin's Career Statistics

YEAR	G-GS	MIN-AVG	FG-FGA	PCT.	FT-FTA	PCT.	REB-AVG.	PF-D	A	PTS-AVG.
1976-77	26-26	975-36.0	161-310	.519	63-102	.618	306-11.8	81-5	26	385-14.8
1977-78	27-27	859-31.8	217-349	.620	79-123	.640	286-10.6	98-7	4	513-19.0
1978-79	2-2	52-26.0	19-32	.590	8-10	.800	24-12.0	8-0	1	46-23.0
1979-80	32-30	1038-32.4	232-383	.606	97-140	.693	309-9.7	94-5	7	563-17.6
1980-81	36-36	1147-31.9	223-357	.625	127-180	.706	351-9.8	113-4	28	573-15.9
<b>TOTALS</b>	<b>123-121</b>	<b>3965-32.2</b>	<b>852-1431</b>	<b>.595</b>	<b>374-555</b>	<b>.673</b>	<b>1276-10.4</b>	<b>394-21</b>	<b>66</b>	<b>2080-16.9</b>



# Mahmoud Abdul-Rauf

The LSU Athletic Hall of Fame Election Board in July 2019 unanimously approved the jersey retirement of LSU men's basketball All-American Mahmoud Abdul-Rauf.

The ceremony will take place on Feb. 29 at halftime of the LSU game in the Pete Maravich Assembly Center with Texas A&M.

The No. 35 worn by Abdul-Rauf, who was known as Chris Jackson during his LSU playing career as the Tigers' point guard, will join the No. 50 worn by Bob Pettit, the No. 23 worn by Pete Maravich, the No. 40 worn by Rudy Macklin and the No. 33 worn by Shaquille O'Neal as retired jerseys in the LSU men's basketball program.

Abdul-Rauf, a native of Gulfport, Miss., will become the 14th LSU athlete or coach to have his/her jersey retired, joining Pettit, Maravich, Macklin and O'Neal; football players Billy Cannon, Tommy Casanova and Jerry Stovall; women's basketball players Seimone Augustus and Sylvia Fowles; baseball coach Skip Bertman and baseball players Ben McDonald, Eddy Furniss and Todd Walker.

"By a unanimous decision, Mahmoud now joins one of the most elite groups in college basketball - the five men's basketball players whose jerseys LSU has retired," said LSU Director of Athletics Scott Woodward. "He's one of the greatest of all time at LSU and incredibly deserving of this honor."

Abdul-Rauf was named a first-team All-American in 1989 and 1990, becoming in 1989 just the second freshman to receive first-team All-America recognition from the Associated Press. He averaged 30.2 points per game during the 1988-89 season, and he is still the only freshman in college basketball history to average over 30 points per game.

Abdul-Rauf was a two-time consensus SEC Player of the Year, and he scored in double figures in 63 of his 64 games at LSU, including over 20 points 52 times, over 30 points 28 times, over 40 points 11 times and over 50 points four times.

At the end of his collegiate career, he held the LSU all-time record for most three-point field goals made (172), and he still holds the school single-season mark for highest free-throw percentage (91 percent).

In two years he scored 1,854 points, eighth all-time at LSU in career scoring and the most points scored by any player who played just two seasons at LSU. He had 232 assists and 107 steals, averaging 3.6 assists in 64 career



**LSU All-American**  
1989, 1990

**SEC Player of the Year**  
1989, 1990

**SEC Basketball Tournament Living Legend**  
2014

**USBWA National Freshman of the Year**  
1989

**Member LSU All-Century Team**  
2009

**LABC Pete Maravich Award**  
1989, 1990

**LABC Hall of Fame**  
1998

**No. 3 Pick In NBA Draft**  
1990

**NBA All-Rookie Team**  
1991

**Jersey Retired**  
Feb. 29, 2020

games.

Abdul-Rauf was the third overall pick in the 1990 NBA Draft by the Denver Nuggets, and he played in the league for nine seasons with the Nuggets, the Sacramento Kings and the Vancouver Grizzlies. He twice led the NBA in free throw percentage, and he voted the league's Most Improved Player in 1993.

After his NBA career concluded in 2001, Abdul-Rauf continued to compete in multiple leagues around the world, and he currently plays in the BIG3 three-on-three professional basketball league that is headquartered in Los Angeles.


He played, 586 games in the NBA, averaging 14.6 points for his career and 3.5 assists per game.

Even as he passes age 50, Abdul-Rauf has continued to dazzle in the BIG3, leading his team to the title game in 2017 and a third place finish in 2018 and 2019.

## Abdul-Rauf's Career Statistics

YEAR	G	MIN-AVG	FG-FGA	PCT.	3FG-FGA	PCT.	FT-FTA	PCT.	REB-AVG.	PF	A	PTS-AVG.
1988-89	32	1180-36.9	359-739	.486	84-216	.389	163-200	.815	108-3.4	70	130	965-30.2
1989-90	32	1202-37.6	305-662	.461	88-246	.358	191-210	.910	81-2.5	66	102	889-27.8
<b>TOTALS</b>	<b>64</b>	<b>2382-37.2</b>	<b>664-1401</b>	<b>.474</b>	<b>172-462</b>	<b>.372</b>	<b>354-410</b>	<b>.863</b>	<b>189-3.0</b>	<b>136</b>	<b>232</b>	<b>1854-29.0</b>

## First-Team All-Americans



### Malcolm "Sparky" Wade

Guard • 5-9 • Jena, La.  
1935

LSU's first basketball All-American averaged 9.7 points per game in 1933 and 12.4 points per game in 1934 to lead the scoring category for the first two years of the Southeastern Conference.

He was named an All-American in 1935 while leading LSU to the mythical national championship, averaging 12.7 points per game.

A native of Jena, Wade is considered the greatest dribbler and backcourt star in LSU basketball history.

Before moving to LSU, he was named to the high school All-State team three times from 1928 to 1930. He was elected MVP of the national high school championship playoffs as a senior.

Former Baton Rouge Morning Advocate sports editor Bud Montet, remembers Wade in these words:

"He could do everything with a basketball but dunk it, and make it sing. If there was an extraordinary floor-leader in the South at that time, it had to be Wade."

The three-time All-SEC selection is also a member of the Louisiana Sports Writers and Louisiana Association of Basketball Coaches Hall of Fame.

He was the "Little Giant from Jena." You can't talk LSU basketball without mention of the school's first All-American and first showman who could pass, score and dribble with the best of his and many others era.



### Bobby Lowther

Forward • 6-5 • Alexandria, La.  
1946

Bobby Lowther officially was recognized as a first-team All-American in 1995 after a historian of the Helms Foundation confirmed that all members of the 1946 team had been upgraded to first-team status.

Lowther is the only two-sport All-America athlete in LSU's storied sports history. In 1946, he made the Helms Foundation basketball All-America squad and was a two-event All-American in track and field, finishing second at the NCAA Championships in the javelin and fourth in the pole vault.

The 6-5, 185-pound Alexandria native was also the triple jump champion at the 1946 National AAU Championships.

In basketball, he averaged 14.7 points per game as he also earned first-team All-SEC honors.

He was voted LSU's "Best All-Around Athlete" in 1947 in a field that also included such future professional stars as Y. A. Tittle, Alvin Dark and Joe Adcock.

Lowther is a member of the Louisiana Sports Writers Association Hall of Fame and was chosen to be the "Living Legend" honoree representing LSU at the 2005 Southeastern Conference basketball tournament in Atlanta.



# First-Team All-Americans



## Glen Davis

Forward • 6-8 • Baton Rouge, La.  
2006

Glen Davis was at his best during the Tigers' 2006 season when he was named SEC Player of the Year and a First-Team All-American for the Wooden Award.

Davis starred as the Tigers captured the SEC regular-season championship with a 14-2 record and then went on to defeat four teams en route to the NCAA Final Four.

In the regional rounds, the Tiger magic and Davis' personality was on display to the nation as he helped lead LSU to upsets over No. 1-ranked Duke and an overtime win over No. 9 Texas that got LSU to its first NCAA Final Four in 20 years.

Davis would earn all-region honors for his play in the NCAA Tournament in a year in which he led the SEC in both scoring (18.6) and rebounding (9.7). In 2007, in his junior season and despite injuries and intense pressure to perform, he again led the league in rebounding (10.2) and earned SEC First-Team honors. He was a second round pick of the NBA's Seattle SuperSonics in the 2007 NBA Draft. He was traded to the Boston Celtics and became an NBA champion in his first year with the team.



## Ben Simmons

Forward • 6-10 • Melbourne, Australia  
2016

Simmons, in his one season at LSU, earned first-team SEC honors and All-America honors after averaging 19.2 ppg, 11.8 rpg and 4.79 apg. He was the consensus national Freshman of the Year, including winning the prestigious Wayman Tisdale Award. He was named LSU's ninth first-team A-A by the United States Basketball Writers Association.

Simmons was fourth in the SEC in points average, first in rebounds, third in field goal percentage (56.0%) and second in steals per game (1.97). His 199 made free throws was the most in a season since Pete Maravich and only Maravich and Bob Pettit made more in a year. He was the first player in the SEC in the top five in points-rebounds-assists. He finished the season with 23 double-doubles. He had six games of 20 points-15 rebounds and 5 assists and 17 games of 20 or more points.

Simmons was the school's second No. 1 pick in the NBA Draft, selected by the Philadelphia 76ers in June 2016.

# SEC First Team/Freshman Team



**Ethan Martin**



**Dick Maile**



**Howard Carter**



**Al Green**

<b>1933-34</b> Sparky Wade, G Buddy Blair, F	Dillon's 1st Team Dillon's 1st Team
<b>1934-35</b> Sparky Wade, G	AP 1st Team
<b>1951-52</b> Joe Dean, G Bob Pettit, C	AP 1st Team AP 1st Team
<b>1952-53</b> Bob Pettit, C	AP 1st Team
<b>1953-54</b> Bob Pettit, C	AP 1st Team
<b>1955-56</b> Roger Sigler, G Jim Ashmore, G	AP 1st Team AP, Coaches 1st Team
<b>1960-61</b> George Nattin, G	AP, Coaches 1st Team
<b>1963-64</b> Dick Maile, F	AP, Coaches 1st Team
<b>1964-65</b> Dick Maile, F	AP, UPI, Coaches 1st Team
<b>1967-68</b> Pete Maravich, G	AP, UPI, Coaches 1st Team
<b>1968-69</b> Pete Maravich, G	AP, UPI 1st Team
<b>1969-70</b> Pete Maravich, G	AP, UPI 1st Team
<b>1970-71</b> Al Sanders, C	AP, UPI, Coaches 1st Team
<b>1971-72</b> Al Sanders, C	Coaches
<b>1972-73</b> Eddie Palubinskas, G	Coaches
<b>1973-74</b> Glenn Hansen, F	Coaches
<b>1974-75</b> Glenn Hansen, F	Coaches
<b>1975-76</b> Kenny Higgs, G	Coaches
<b>1976-77</b> Kenny Higgs, G	Coaches
<b>1977-78</b> Durand Macklin, F	AP, UPI Coaches 1st Team
<b>1978-79</b> DeWayne Scales, F Al Green, G	AP, UPI, Coaches 1st Team AP 1st Team

<b>1979-80</b> Durand Macklin, F DeWayne Scales, F Ethan Martin, G	AP, UPI, Coaches 1st Team Coaches Coaches
<b>1980-81</b> Durand Macklin, F Ethan Martin, G	AP, UPI, Coaches 1st Team AP, UPI, Coaches 1st Team
<b>1981-82</b> Howard Carter, G Leonard Mitchell, F	AP, UPI, Coaches 1st Team Coaches
<b>1982-83</b> Howard Carter, G	Coaches
<b>1983-84</b> Jerry Reynolds, F	Coaches
<b>1984-85</b> Nikita Wilson, F	Coaches
<b>1985-86</b> John Williams, F	AP, UPI, Coaches 1st Team
<b>1986-87</b> Fess Irvin, G	Freshman Team
<b>1987-88</b> Ricky Blanton, F Wayne Sims, F	Coaches Freshman Team
<b>1988-89</b> Ricky Blanton, F Chris Jackson, G	AP, Coaches 1st Team AP, UPI, Coaches 1st Team Freshman Team Freshman Team
<b>1989-90</b> Chris Jackson, G Shaquille O'Neal, C	AP, UPI, Coaches 1st Team AP, UPI, Coaches 1st Team Freshman Team
<b>1990-91</b> Shaquille O'Neal, C Vernel Singleton, F	AP, UPI, Coaches 1st Team Coaches
<b>1991-92</b> Shaquille O'Neal, C Clarence Ceasar, F	AP, Coaches 1st Team Freshman Team
<b>1992-93</b> Geert Hammink, C	AP, Coaches 1st Team
<b>1993-94</b> Ronnie Henderson, G	Freshman Team
<b>1994-95</b> Ronnie Henderson, G Randy Livingston, G	Coaches Freshman Team
<b>1995-96</b> Ronnie Henderson, G	Coaches, AP 1st Team
<b>1999-00</b> Stromile Swift, F	AP Co-Player of the Year Coaches. AP 1st team Freshman Team
Torris Bright, G	

<b>2003-04</b> Brandon Bass, F Jaime Lloreda, F	SEC Freshman of the Year AP 1st Team
<b>2004-05</b> Brandon Bass, F Glen Davis, F	AP Player of the Year AP, Coaches 1st Team SEC Freshman of the Year
<b>2005-06</b> Glen Davis, F	SEC Player of the Year AP, Coaches 1st Team Coaches 1st Team SEC Freshman of the Year SEC Co-Defensive Player of the Year Freshman Team
<b>2006-07</b> Glen Davis, F	AP, Coaches 1st Team
<b>2007-08</b> Anthony Randolph, F	Freshman Team
<b>2008-09</b> Marcus Thornton, G Tasmin Mitchell, F	Player of Year Coaches, AP 1st Team Coaches 1st Team
<b>2010-11</b> Ralston Turner, G	Freshman Team
<b>2011-12</b> Anthony Hickey, G	Freshman Team
<b>2012-13</b> Johnny O'Bryant III, F	Coaches 1st Team
<b>2013-14</b> Johnny O'Bryant III, F Jarell Martin, F Jordan Mickey, F	Coaches 1st Team Freshman Team Freshman Team
<b>2014-15</b> Jordan Mickey, F Jarell Martin, F	Coaches, AP 1st Team Coaches, AP 1st Team
<b>2015-16</b> Ben Simmons, F	Coaches, AP 1st Team Freshman of the Year Freshman Team
<b>2017-18</b> Tremont Waters, G	Freshman Team
<b>2018-19</b> Tremont Waters, G Skylar Mays, G	Coaches, AP 1st Team Scholar-Athlete of the Year
<b>2019-20</b> Skylar Mays, G	Coaches 1st team Scholar-Athlete of the Year Coaches Freshman Team
Trendon Watford, F	

# SEC Second, Third Team; Defensive Team



**Brandon Bass**



**Glen Davis**



**Tasmin Mitchell**



**Johnny O'Bryant III**

## 1949-50

Bob Meador, G AP 3rd Team

## 1950-51

Joe Dean, G AP 2nd Team

## 1952-53

Benny McArdle, G AP 2nd Team

## 1953-54

Benny McArdle, G AP 3rd Team

## 1955-56

Roger Sigler, G Coaches 2nd Team

## 1956-57

Roger Sigler, G AP 3rd Team

## 1961-62

Mauri Drummond, F AP 3rd Team  
George Nattin, G AP 3rd Team

## 1962-63

Ellis Cooper, G AP 2nd Team

## 1969-70

Al Sanders, C AP 3rd Team  
Danny Hester, F AP 3rd Team

## 1970-71

Bill Newton, F UPI 2nd Team, AP 3rd Team  
Nelson Isley, G UPI 3rd Team

## 1971-72

Al Sanders, C AP, UPI 2nd Team  
Bill Newton, F AP, UPI 3rd Team

## 1972-73

O'Collis Temple, C UPI 3rd Team

## 1974-75

Glenn Hansen, F AP, UPI 2nd Team

## 1975-76

Kenny Higgs, G AP, UPI 2nd Team

## 1976-77

Kenny Higgs, G AP, UPI 2nd Team  
Durand Macklin, F AP, UPI 3rd Team

## 1977-78

Kenny Higgs, G UPI 2nd Team  
DeWayne Scales, F AP 3rd Team

## 1978-79

Al Green, G UPI 2nd Team  
Lionel Green, C AP, UPI 3rd Team

## 1979-80

DeWayne Scales, F AP, UPI 2nd Team  
Ethan Martin, G AP, UPI 2nd Team

## 1980-81

Howard Carter, G AP, UPI 2nd Team

## 1981-82

Leonard Mitchell, F AP 2nd Team, UPI 3rd Team

## 1982-83

Howard Carter, G AP, UPI 2nd Team  
Leonard Mitchell, F AP, UPI 3rd Team

## 1983-84

Jerry Reynolds, F AP 2nd Team, UPI 3rd Team  
Derrick Taylor, G UPI 3rd Team

## 1984-85

Nikita Wilson, F AP 2nd Team, UPI 3rd Team  
John Williams, C AP 3rd Team  
Jerry Reynolds, F AP, UPI 3rd Team

## 1985-86

Derrick Taylor, G AP 3rd Team

## 1986-87

Nikita Wilson, C AP 3rd Team  
Anthony Wilson, G UPI 3rd Team  
UPI 3rd Team

## 1987-88

Ricky Blanton, F AP 2nd Team  
UPI 3rd Team  
UPI 2nd Team  
AP 3rd Team  
Jose Vargas, C

## 1989-90

Stanley Roberts, F AP 3rd Team  
Maurice Williamson, G UPI 3rd Team

## 1990-91

Vernel Singleton, F AP 3rd team  
UPI 3rd team  
UPI 2nd team, Defensive Team  
Shawn Griggs, G UPI 2nd team, Defensive Team  
Shaquille O'Neal, C Defensive Team MVP

## 1991-92

Vernel Singleton, F AP 3rd Team  
Shaquille O'Neal, C Defensive Team MVP

## 1992-93

Jamie Brandon, G-F Coaches 2nd Team

## 1993-94

Jamie Brandon, G-F Coaches 2nd Team  
AP 3rd Team

## 1994-95

Ronnie Henderson, G AP 2nd Team

## 1996-97

Dwayne Spencer, F Coaches 2nd Team  
AP 2nd Team

## 1998-99

Maurice Carter, G Coaches, AP 3rd Team  
Jabari Smith, C AP 3rd Team

## 1999-00

Torris Bright, G AP 3rd Team

Jabari Smith, C

Coaches 2rd Team

## 2000-01

Ronald Dupree, F AP 2nd, Coaches 3rd Team

## 2001-02

Ronald Dupree, F AP, Coaches 2nd Team

## 2002-03

Ronald Dupree, F AP, Coaches 2nd Team

## 2003-04

Jaime Lloreda, F Coaches 2nd Team

## 2004-05

Glen Davis, F AP, Coaches 2nd Team

## 2005-06

Darrel Mitchell, G AP Second Team  
Tyrus Thomas, F AP, Coaches 2nd Team

## 2007-08

Marcus Thornton, G AP, Coaches 2nd Team  
Garrett Temple, G Defensive Team

## 2008-09

Garrett Temple, G Coaches 2nd, Defensive Team  
Chris Johnson, C Defensive Team

## 2009-10

Tasmin Mitchell, F Coaches, AP 2nd Team

## 2011-12

Justin Hamilton, C Coaches 2nd Team

## 2012-13

Anthony Hickey, G Defensive Team

## 2013-14

Johnny O'Bryant III, F AP 2ne Team  
Jordan Mickey, F Coaches, AP 2nd, Defensive Team

## 2014-15

Jordan Mickey, F Defensive Team

## 2018-19

Skylar Mays, Coaches 2nd Team  
Tremont Waters Defensive Team Co-MVP



# All-SEC Tournament Teams

## 1933

Sparky Wade, G	1st Team
Buddy Blair, F	2nd Team
Jack Harris, F	2nd Team

## 1936

Arnold Bryan, F	2nd Team
-----------------	----------

## 1938

Conley Hathorn, G	1st Team
-------------------	----------

## 1939

Paul Brotherton, G	2nd Team
--------------------	----------

## 1943

Frank Brian, F	1st Team
John Chaney, C	2nd Team

## 1944

Whitey Hoskins, G	2nd Team
-------------------	----------

## 1946

Bobby Lowther, F	1st Team
Joe Bill Adcock, C	2nd Team
Billy Walters, G	2nd Team

## 1947

Frank Brian, F	2nd Team
----------------	----------

## 1949

Gene Murphy, G	2nd Team
----------------	----------

## 1950

Joe Dean, G	1st Team
-------------	----------

## 1951

Joe Dean, G	1st Team
-------------	----------

## 1952

Joe Dean, F	1st Team
Bob Pettit, C	1st Team

## 1980

DeWayne Scales, F	1st Team
	(MVP)
Durand Macklin, F	1st Team

## 1981

Howard Carter, F	1st Team
------------------	----------

## 1986

John Williams, F	1st Team
	(MVP)

## 1987

Nikita Wilson, C	1st Team
Anthony Wilson, G	1st Team

## 1988

Ricky Blanton, F	1st Team
------------------	----------

## 1993

Geert Hammink, C	1st Team
Jamie Brandon, G-F	1st Team

## 2002

Antonio Hudson, G	1st Team
-------------------	----------

## 2003

Ronald Dupree, F	1st Team
------------------	----------

## 2005

Brandon Bass, F	1st Team
Antonio Hudson, G	1st Team

## 2006

Glen Davis, F	1st Team
---------------	----------

**Note: SEC Tournament Team also served as All-SEC team from 1933-1948.**

# LSU Academic All-SEC Honor Roll

## 1961-62

George Nattin, G	1st Team
Ellis Cooper, G	2nd Team

## 1962-63

Ellis Cooper, G	1st Team
-----------------	----------

## 1964-65

Tommy Thigpen, C	HM
------------------	----

## 1965-66

Kenny Drost, G	1st Team
Scott Bowling, G	HM

## 1966-67

Kenny Drost, G	2nd Team
----------------	----------

## 1969-70

Danny Hester, F	2nd Team
-----------------	----------

## 1972-73

Bill Whittle, F	1st Team
Collis Temple, F	1st Team
Wade Evans, G	2nd Team
Ed LeBlanc, F	HM

## 1981-82

John Tudor, G-F	1st Team
-----------------	----------

## 1982-83

John Tudor, G	1st Team
---------------	----------

## 1983-84

John Tudor, G	1st Team
---------------	----------

## 1985-86

Zoran Jovanovich, C	1st Team
---------------------	----------

## 1988-89

Kyle McKenzie, G	1st Team
------------------	----------

## 1991-92

Justin Anderson, G	1st Team
T. J. Pugh, G	1st Team

## 1995-96

David Bosley, G	1st Team
-----------------	----------

## 1997-98

Jack Warner, G	1st Team
----------------	----------

## 1998-99

Brian Beshara, F	1st Team
Jack Warner, G	1st Team

## 1999-00

Brian Beshara, F	1st Team
Collis Temple III, G	1st Team
Jeremy Comeaux	1st Team
Jack Warner, G	1st Team

## 2000-01

Brian Beshara, F	1st Team
Collis Temple III, G	1st Team
Brian Green, G	1st Team
Jack Warner, G	1st Team

## 2001-02

Brian Green, G	1st Team
Collis Temple III, G	1st Team

## 2002-03

Pete Bozek, F	1st Team
Brian Green, G	1st Team
Charlie Thompson, G	1st Team

## 2003-04

Charlie Thompson, G	1st Team
Paul Wolfert, F	1st Team
Brandon Bass, F	Freshman
Ross Neltner, F	Freshman

## 2004-05

Brandon Bass, F	1st Team
	Scholar-Athlete of the Year
Darrel Mitchell, G	1st Team
Ross Neltner, F	1st Team
Paul Wolfert, F	1st Team
Glen Davis, F	Freshman
David Fleshman, G	Freshman
Garrett Temple, G	Freshman

## 2005-06

Glen Davis, F	1st Team
Darrel Mitchell, G	1st Team
Darnell Lazare, F	1st Team
Garrett Temple, F	1st Team
David Fleshman, F	1st Team

## 2006-07

Alex Farrer, G	1st Team
Greg Terrebonne, G	Freshman

## 2007-08

Greg Terrebonne, G	1st Team
--------------------	----------

## 2008-09

Alex Farrer, F	1st Team
Garrett Temple, F	1st Team

## 2009-10

Chris Beattie, G	1st Team
Alex Farrer, F	1st Team

## 2010-11

Eddie Ludwig, F	1st Team
-----------------	----------

## 2011-12

Eddie Ludwig, F	1st Team
-----------------	----------

## 2012-13

Eddie Ludwig, F	1st Team
-----------------	----------

## 2014-15

Henry Shortess, G	1st Team
Brandon Eddlestone, F	1st Team

## 2015-16

Henry Shortess, G	1st Team
Brandon Eddlestone, F	1st Team

## 2015-16

Brandon Eddlestone, F	1st Team
-----------------------	----------

## 2018-19

Skylar Mays, G	1st Team
(Also CoSIDA 1st Team Academic A-A)	
Will Reese, G	1st Team

## 2019-20

Skylar Mays, G	1st Team
Mays also named first team CoSIDA Academic All-America for the second straight year and the Academic A-A of the year for men's basketball.	

HM - Honorable Mention

## SEC Community Service Team

1998-99	Collis Temple III
1999-00	Jermaine Williams
2000-01	Collis Temple III
2001-02	Collis Temple III
2002-03	Collis Temple III
2003-04	Paul Wolfert
2004-05	Paul Wolfert
2005-06	Darnell Lazare
2006-07	Darnell Lazare
2007-08	Garrett Temple
2008-09	Garrett Temple
2009-10	Alex Farrer
2010-11	Daron Populist
2011-12	Justin Hamilton
2012-13	Andre Stringer
2013-14	Andre Stringer
2014-15	John Odo
2015-16	Keith Hornsby
2016-17	Brandon Sampson
2017-18	Aaron Epps
2018-19	Skylar Mays
2019-20	Marshall Graves



# Lettermen

**Jamie Brandon**



**(Returnees in Bold)**

## A

- ADCOCK, Joe (C) 1944-47  
Coushatta, Louisiana
- ADGER, Sidney A. (C) 1935-36
- ALCORN, Mark (G) 1979-80  
St. Louis, Missouri
- ALLEN, Drexal (G) 1981-82  
Baton Rouge, Louisiana
- ALLMAN, Marty (G) 1970-73  
Macon, Georgia
- ANDERSON, Justin (F), 1991-92  
Valley City, North Dakota
- ANDERSON, Willie (F), 1997-99  
Orlando, Florida
- ANNISON, Doug (F), 1992-93  
Baton Rouge, Louisiana
- ARTHUR, Robert R. (C) 1959-60  
Natchitoches, Louisiana
- ATKINS, R. W. (G) 1919-22
- AUSTIN, Wayne (G) 1964-66  
Baton Rouge, Louisiana

## B

- BADEAUX, Joshua (G), 2012-13  
Galliano, Louisiana
- BAILEY, John (F) 1960-62  
Jonesboro, Louisiana
- BAILEY, Floyd (F-C) 1974-78  
Dubberly, Louisiana
- BANKER, Kernan M. (F) 1933-35
- BANKSTON, Fred (G) 1945-46
- BARDWELL, D. D. "Sox" (C) 1929-32
- BARHAM, Joe Garnett E. (G) 1923-26
- BARNETT, Bert W. (C) 1946-47
- BARTUS, Joe E. (G) 1945-46
- BASS, Brandon (F), 2003-05  
Baton Rouge, Louisiana
- BASS, Chris (G), 2008-12  
Baton Rouge, Louisiana
- BASS, Raymond V. (C) 1938-42; 47-48
- BAUMAN, Jonnie (G) 1929-32
- BAUMER, Nat (F) 1968-69
- BEATTIE, Chris (G), 2009-10  
Slidell, Louisiana
- BEESON, Williard E. (G) 1933-37
- BELCHER, Don (F) 1951-55  
New Albany, Indiana
- BELCHER, Jack (F) 1961-64  
French Lick, Indiana
- BENNETT, . . . . (F) 1928-29
- BERGERON, J. Brian (G) 1978-81  
Port Allen, Louisiana
- BERGMAN, Rusty (G) 1966-69  
Raymond, Illinois
- BERNBROCK, Mark (G) 1968-69
- BERNHARD, James M. (G) 1943-44

**Kenny Drost**



**Frank Brian**



- BESHARA, Brian (F) 1998-01  
Dallas, Texas
- BIGBY-WILLIAMS, Kavell (F), 2018-19  
London, England
- BISHOP, James (G), 2019-20  
Baltimore, Maryland
- BLACK, Tyrone (C) 1979-83  
Baton Rouge, Louisiana
- BLAIR, L. N. "Buddy" (F) 1933-35
- BLAKENEY, Antonio (G), 2015-17  
Sarasota, Florida
- BLANCHARD, E. A. (G) 1916-18
- BLANTON, Ricky (G) 1984-86; 87-89  
Miami, Florida
- BLEVINS, Howard M. (G) 1929-32
- BOGESS, Robert E. "Bob" 1947-51
- BOHANNON, W. W. "Bo" (C) 1934-36
- BOLTON, Dick (F) 1955-56
- BORGINI, Joe (F) 1959-60  
Highwood, Illinois
- BORNER, Ray (C) 1981-82  
Victoria, Australia
- BORNMAN, D. L. "Squatty" (G) 1922-25
- BORNMAN, J. P. "John" (G) 1922-23
- BOSLEY, David (G) 1993-97  
Paden City, West Virginia
- BOUDREAUX, Harold (F) 1989-92  
Cecilia, Louisiana
- BOWLING, W. Scott, Jr. (G) 1964-66  
New Albany, Indiana
- BOWMAN, Sid S. "Stinkey" (F) 1929-30
- BOZEK, Pete (F) 2000-02  
Harahan, Louisiana
- BOYD, Brent (G) 1975-76  
Baton Rouge, Louisiana
- BOZEMAN, A. (G) 1939-40
- BOZEMAN, Charlie (C) 1938-41
- BOZEMAN, T. (G) 1938-41
- BRANCH, Malcolm (C) 1945-47
- BRANCH, W. (F) 1943-44
- BRANDON, Jamie (G), 1991-94  
Chicago, Illinois
- BRANTLEY, John B. (G) 1970-72  
Baton Rouge, Louisiana
- BRAYMAN, P. (F) 1952-53  
San Antonio, Texas
- BREATHWIT, John (G) 1975-77  
Lawton, Oklahoma
- BRIAN, Brad H. (G) 1964-67  
Baton Rouge, Louisiana
- BRIAN, Frank (F) 1942-43; 1945-47  
Zachary, Louisiana
- BRIDGES, Kenneth (G) 1951-53  
Lawton, Oklahoma
- BRIDGEWATER, Brad (C) 1998-00; 01-03  
New Roads, Louisiana
- BRIDGEWATER, Brian (F), 2014-17  
Baton Rouge, Louisiana
- BRIGHT, Torris (G) 1999-03  
Slidell, Louisiana
- BRILEY, C. 1915-16
- BRINKLEY, Mike (G) 1958-59

**Wade Evans**



**Greg Cook**



- BRITTON, C. E. (F) 1916-17
  - BROCATO, Jim (G) 1946-47
  - BROTHERTON, Paul P. (F) 1938-40
  - BROWN, Dennis (G) 1983-85  
Baton Rouge, Louisiana
  - BROWN, Ernest (G) 1977-79  
Houma, Louisiana
  - BROWN, Lobdell P. 1925-26
  - BROWN, Michael (F) 1975-76  
Tampa, Florida
  - BROWN, Oliver (F) 1983-87  
Baton Rouge, Louisiana
  - BROWN, Ossie B. (F) 1943-44
  - BROWN, Perry (F) 1929-30
  - BROWN, Roland (F) 1932-34
  - BRYAN, Arnold "Judge" (F) 1934-37
  - BUCHANAN, F. "Buck" (F) 1937-40
  - BUKUMIROVICH, Neboisha (G) 1984-88  
Belgrade, Serbia
  - BURGE, Dick (G) 1939-40
  - BURGE, Dennis F. "Pete" (C) 1932-34
  - BURNETT, Jack (F) 1926-29
  - BURNS, Lenear (F), 1990-91; 92-94  
Angie, Louisiana
  - BURTON, Kenny G. (F) 1944-45
  - BUSH, Tim (F) 2002-03  
New Orleans, Louisiana
  - BUSHMAN, John C. "Jack" (F) 1936-39
  - BUSSEY, Young (G) 1937-38
- ## C
- CAMPBELL, Andy (C) 1978-81  
Hackham, Australia
  - CAMPBELL, Walter (F) 1977-78  
Stuart, Florida
  - CANNON, . . . . (G) 1937-39
  - CARD, Norman (C-F) 1961-64  
Carmi, Illinois
  - CARMOUCHE, Charles (G), 2012-13  
New Orleans, Louisiana
  - CARR, John (G) 1969-70  
New Orleans, Louisiana
  - CARTER, . . . . (F) 1913-14
  - CARTER, Cedric (F) 1997-99  
Natchez, Mississippi
  - CARTER, Howard (G-F) 1979-83  
Baton Rouge, Louisiana
  - CARTER, Maurice (G) 1995-99  
Jackson, Mississippi
  - CAVETT, J. R. "Slick" (C) 1915-19
  - CEASAR, Clarence (F), 1991-95  
Iowa, Louisiana
  - CHANEY, John (F) 1940-43
  - CHASE, Pat (G) 1964-66  
Knightstown, Indiana
  - CHASE, Sam (G) 1961-64  
Knightstown, Indiana
  - CHIDLEY, Steve (G) 1971-72  
Buena Park, California
  - CHIN BING, Allen (F) 1933-34

**Lionel Green**



**Joe Dean**



- CLARK, . . . . 1908-10
  - CLARK, Ned (F) 1951-55  
Baton Rouge, Louisiana
  - CLUNE, Joe (F) 1959-60  
New York, New York
  - COCKERHAM, J. H. (F) 1911-13
  - COJOE, Theron (F) 1982-84  
St. Rose, Louisiana
  - COLEMAN, Shavon (F), 2012-14  
Thibodaux, Louisiana
  - COLLINS, A. H. "Rip" (G) 1945-47
  - COLLINS, Corban (G), 2012-13  
High Point, North Carolina
  - COLLINS, Tommy (G) 1957-59  
Paoli, Indiana
  - COMBS, Joe H. 1956-59  
Clarksville, Indiana
  - CONKLIN, Tom J. (C) 1959-62  
New Orleans, Louisiana
  - CONLEY, Ocie (G) 1984-86  
Marianna, Arkansas
  - COOK, Greg (C) 1976-77, 1978-81  
Roselle, New Jersey
  - COOPER, . . . . (F) 1929-30
  - COOPER, Course (F), 2019-20  
Elgin, Illinois
  - COOPER, Darryl (G) 1998-99  
Stone Mountain, Georgia
  - COOPER, Ellis O. (G) 1960-63  
Springhill, Louisiana
  - COPPENS, Randy (G) 1974-77  
Misawaka, Indiana
  - CORLEY, Drew (F) 1967-69
  - CORMIER, Jason (G) 1988-89  
Lafayette, Louisiana
  - COSTELLO, Joe (G-F) 1979-82  
Arlington, Texas
  - COURTNEY, Jalen (F), 2010-13  
Jackson, Mississippi
  - CRAM, Steve (G) 1962-64  
Ashland, Kentucky
  - CRAMER, Judd (G-F) 1963-64
  - CRESS, Walker J. (G) 1937-39
  - CRISCO, Jim (F) 1956-59  
North Little Rock, Arkansas
  - CROMBERT, . . . . 1917-18
- ## D
- DABADIE, J. Levy, Jr. (F) 1943-44
  - DALE, Wilton R. (F) 1943-44
  - DARK, Alvin (G) 1942-43  
Comanche, Oklahoma
  - DARNALL, Mike (G) 1972-75  
Lebanon, Indiana
  - DAVIES, Richard A. "Dick" (G) 1958-60  
Harrisburg, Pennsylvania
  - DAVIS, E. M. 1935-36
  - DAVIS, Glen (F), 2004-07  
Baton Rouge, Louisiana
  - DAVIS, Thomas (F) 2001-03

**Mike Hansen**



**Ronnie Henderson**



Alexandria, Louisiana  
 DAY, Ned 1951-55  
**DAYS, Darius, 2018-20**  
 Raleigh, Florida  
 DEARMOND, Duane (F) 1978-80  
 Baton Rouge, Louisiana  
 DEAN, Joe (G) 1949-52  
 Brazil, Indiana  
 DELAFIELD, Glenn A. (C) 1936-38  
 DEL PIERO, Andrew (C), 2011-13  
 Austin, Texas  
 DERENBECKER, Matt (G), 2010-11  
 Metairie, Louisiana  
 DEVAL, Randy (G) 1989-90  
 Baton Rouge, Louisiana  
 DICKEY, . . . . . 1928-29  
 DIXON, . . . . . 1913-15  
 DOSHER, Woody (G) 1938-40  
 DOUGHTY, Frank L. (G) 1937-38  
 DOTSON, Aaron (G), 2009-11  
 Seattle, Washington  
 DOWLING, Duncan (F-G) 1961-63  
 Daytona Beach, Florida  
 DROST, Kenny (G) 1964-67  
 Hackberry, Louisiana  
 DRUMMOND, H. Maury (C-F) 1960-63  
 Baton Rouge, Louisiana  
 DUGAS, C. J. Bobby (G) 1921-23  
 DUPONT, John M. (F) 1911-13  
 DUPONT, Lawrence H. (G) 1911-14  
 DUPREE, Ronald (F) 1999-03  
 Biloxi, Mississippi  
 DYSON, Dick (G) 1923-27

**E**

EARL, Lewis (F) 1996-98  
 Baton Rouge, Louisiana  
 EAST, John (C) 1924-27  
 EDDLESTONE, Brandon (F), 2013-17  
 Slidell, Louisiana  
 EDMONDS, W. R. (F) 1916-17; 1921-22  
 EDMONDSON, Mahion W (F) 1940-41  
 EDWARDS, Daryl (G), 2017-19  
 Fresno, California  
 EDWARDS, Glavis "Ike" (F) 1945-48  
 ENGLAND, Matt (F) 1980-81  
 Houston, Texas  
 ENGQUIST, John (F) 1972-74  
 Baton Rouge, Louisiana  
 EPPS, Aaron (F), 2014-18  
 Ball, Louisiana  
 EVANS, Wade (F) 1972-74  
 Vicksburg, Mississippi  
 EVANS, W. Morton (C) 1910-13

**F**

FAHEY, Joe J. (G) 1954-56  
 FARRER, Alex (G), 2006-10

**Leonard Mitchell**



**Ralph Jukkola**



Phoenix, Arizona  
 FATHERREE, Jesse (G) 1933-34  
 FETTER, Bobby K. (G-F) 1961-64  
 Blacksburg, Virginia  
 FILES, "Dude" (G) 1927-28  
 FLESHMAN, David (G), 2004-06  
 Baton Rouge, Louisiana  
 FORD, Deuce (G) 1995-96  
 Memphis, Tennessee  
 FREDERICK, E. (C) 1939-40  
 FREEMAN, Mark P. (C) 1949-51  
 FRESHLEY, Bob (C) 1951-54  
 Rockport, Indiana  
 FREY, F. C. "Major" (G) 1919-20  
 FULKERSON, Jack M. (C) 1940-43

**G**

GAHARAN, W. A. "Bill" (F) 1937-38  
 GARAHAN, Les (F) 1927-30  
 GARRISON, G. C. (F) 1927-28; 30-31  
 GEYER, Randy (G-F) 1962-65  
 Peru, Indiana  
 GIACOMA, Ray (F) 1935-38  
 GILBEAU, H. (F) 1924-25  
 GILBERT, Charlie (C) 1933-34  
 GILL, W. J. (G) 1915-17  
 GIPSON, Sean (F) 1992-94  
 Winston-Salem, North Carolina  
 GLADDEN, Sterling "Buck" (F) 1914-16  
 GOEHRING, Kirk 1992-93  
 Jackson, Tennessee  
 GOWER, Bill (G) 1937-38  
 GRAHAM, Delwan (F), 2008-09  
 Atlanta, Georgia  
 GRAHAM, R. E. (G) 1939-42  
 GRANT, Russell (G) 1987-89  
 Louisville, Kentucky  
 GRAVES, Marshall (G), 2016-20  
 Ponchatoula, Louisiana  
 GRAY, Kenny (G) 1957-58  
 Petersburg, Indiana  
 GRAY, Josh (G) 2014-16  
 Lake Charles, Louisiana  
 GREEN, Al (G) 1978-79  
 Bronx, New York  
 GREEN, Brian (F) 1999-03  
 Baton Rouge, Louisiana  
 GREEN, Donald (G) 1982-83  
 GREEN, Garrett (F), 2007-08; 2009-11  
 Woodland Hills, California  
 GREEN, Lionel (C) 1975-79  
 New Iberia, Louisiana  
 GREEN, V. E. (C) 1913-14  
 GREGORY, Sonny (F) 1949-52  
 GREMILLION, E. (C) 1943-44  
 GREMILLION, James E. (C) 1946-47  
 GRIDLEY, Bob (F-C) 1968-69  
 Baker, Louisiana  
 GRIFFITH, Carroll (F) 1946-47

**Bill Newton**



**Ed LeBlanc**



GRIFFITH, Parker (G) 1986-88  
 Huntsville, Alabama  
 GRIGGS, Shawn (F) 1990-91  
 Ferriday, Louisiana  
 GUGLIELMO, Gary (F) 1957-60  
 Baton Rouge, Louisiana  
 GURVICH, . . . . . (F) 1942-43

**H**

HAGUE, Perry "H" (G) 1917-21  
 HAILE, Samuel W. "Red" (G) 1943-44  
 HALL, Bob (G-F) 1944-46; 1948-49  
 HALL, Bib (C) 1996-97  
 San Francisco, California  
 HAMMONS, J. (G) 1935-38  
 HAMMINK, Geert (C) 1988-89; 1990-93  
 Didam, Netherlands  
 HAMMINK, Shane (F), 2012-14  
 Millingen aan de Rijn, Netherlands  
 HANSEN, Glenn (F) 1973-75  
 Grand Forks, North Dakota  
 HANSEN, Mike (G), 1990-93  
 Madrid, Spain  
 HARRELL, Louis 1928-29  
 HARRIS, Bucky (F) 1926-29  
 HARRIS, Dennis (F), 2009-11  
 Jonesboro, Georgia  
 HARRIS, Jack A. (F) 1932-35  
 HAMILTON, Justin (C), 2011-12  
 Alpine, Utah  
 HATCHER, George R. (C) 1923-27  
 HATHORN, Conley "Red" (G) 1935-38  
 HAYES, R. S. "Suthie" (F) 1917-21  
 HAYNIE, George (F) 1939-41  
 HAYWARD, Kleran (G), 2016-17  
 Sydney, Australia  
 HEARD, Mickey (F) 1973-74  
 New Haven, Connecticut  
 HELM, Newton C. "Dirty" (F) 1919-23  
 HENDERSON, Larry (F) 1964-66  
 Alexandria, Indiana  
 HENDERSON, Ronnie (G) 1993-96  
 Jackson, Mississippi  
 HENNER, Tommy (G) 1969-70  
 HENRY, Pete (C-F) 1965-67  
 Lake Charles, Louisiana  
 HEROMAN, Harry (F) 1963-66  
 Baton Rouge, Louisiana  
 HERBST, J. (G) 1941-42  
 HERRING, Randy (F) 1972-75  
 Baker, Louisiana  
 HESS, Tom (G) 1969-72  
 Camphill, Pennsylvania  
 HESTER, Danny (F) 1968-70  
 Mt. Vernon, Illinois  
 HICKMAN, Richard F. (G) 1967-70  
 Aliquippa, Pennsylvania  
 HICKEY, Anthony, G 2011-14  
 HIGGS, Kenny (G) 1974-78  
 Owensboro, Kentucky

**Eddie Palubinskas**



**Ethan Martin**



HIGH, Willie (G-F) 1975-76  
 Birmingham, Alabama  
 HIGHTOWER, C. W. (F) 1910-11  
 HIMES, Levi A "Lee" (F) 1909-12  
 HIMES, . . . . . (G) 1915-16  
 HINES, Ray (C) 1959-60  
 Lake Charles, Louisiana  
 HOLLOWAY, Graves (C) 1947-49  
 HOLT, Dick (C) 1953-56  
 HOOVER, Winson F. (G) 1946-47  
 HOOVER, W. (C) 1943-44  
 HORNSBY, Keith (G), 2014-16  
 Williamsburg, Virginia  
 HOSKINS, Dick, Jr. (G) 1942-44  
 HOUTZ, "Jakey" 1910-11  
 HOWELL, R. B. "Biliken" (C) 1909-12  
 HUDSON, Antonio (G), 2001-05  
 Grambling, Louisiana  
 HUDSON, John W. (G) 1959-61  
 Jennings, Louisiana  
 HUFFMAN, Gary (F) 1974-76  
 New Orleans, Louisiana  
 HULTBERG, Jordy (G) 1976-80  
 New Orleans, Louisiana  
 HUNT, . . . . . 1917-18  
**HYATT, Andre (G), 2019-20**  
 Bronx, New York


**I**

IGAU, Hubert C. (F) 1924-27  
 IRVIN, Fess (G) 1986-88  
 Gonzales, Louisiana  
 IRWIN, . . . . . 1909-10  
 ISLEY, Nelson (G) 1970-71  
 Reidsville, North Carolina  
 ISSAC, John (G), 2011-12  
 Leesville, Louisiana  
 IVES, Clarence A. "Fatty" (C) 1917-22

**J**

JACKSON, A. W. "Gus" (G) 1924-25  
 JACKSON, Chris (G) 1988-90  
 Gulfport, Mississippi  
 JACKSON, Glover (C) 1993-94  
 Chicago, Illinois  
 JACKSON, Howard W. (G) 1936-39  
 JACOBS, Stan J. (F) 1958-61  
 Covington, Louisiana  
 JACOBSON, Taylor (G), 2009-10  
 Charlotte, North Carolina  
 JENKINS, Brandon (G), 2016-17  
 Maywood, Illinois  
 JENNINGS, Frank (F) 1946-47  
 JOE, Darryl (G) 1986-88  
 Dallas, Texas  
 JOHNSON, Alonzo (C) 1994-95  
 Marion, Alabama  
 JOHNSON, Byron (C) 1947-52

**T.J. Pugh**



# Lettermen

**Don Redden**



JOHNSON, C. B. (F) 1909-12  
 JOHNSON, Chris (F), 2005-09  
 Montross, Virginia  
 JOHNSON, F. (G) 1929-32  
 JOHNSON, G. (F) 1947-48  
 JOHNSON, Joe (G) 1983-84  
 Baker, Louisiana  
 JOHNSON, Kent (F) 1969-70  
 JOHNSON, Melvin F. (G) 1911-15  
 JOHNSON, Paul (G) 1992-93  
 Baton Rouge, Louisiana  
 JOHNSON, Steffond (F-C) 1981-84  
 Longview, Texas  
 JOHNSON, Tex (C) 1924-27  
 JONES, Bob (F) 1923-26  
 JONES, Johnny (G) 1980-84  
 DeRidder, Louisiana  
 JONES, L. (F) 1920-22  
 JONES, Leslie V. (F) 1952-55  
 Jena, La.  
 JONES, Wally (G) 1944-45  
 JOSEPHSON, . . . . (G) 1940-41  
 JOURNEY, Beau (G) 1932-35  
 JOVANOVICH, Zoran (C) 1985-86  
 Belgrade, Serbia  
 JUKKOLA, Ralph (F) 1966-69  
 Dayton, Ohio

## K

KAMMER, Marty (G) 1955-56  
 KAUFFMAN, Jim (G) 1937-38  
 KEENE, Howard (F) 1961-63  
 Sparta, Illinois  
 KEENEY, J. R. (F) 1908-09  
 KELLY, G (F) 1931-33  
 KENT, John (G) 1946-47  
 KILPATRICK, . . . . (G) 1919-20  
 KINGERY, Wayne (G) 1944-45  
 KINSLEY, Zach (G) 2008-10  
 Baton Rouge, Louisiana  
 KISTLER, Brian (F) 1980-82  
 Indianapolis, Indiana  
 KIZER, Roland C. "Chesty" (F) 1921-23  
 KOUNDJIA, Regis (F), 2003-04  
 Bangui, Central African Rep.  
 KNUDSON, Jim (G) 1971-72  
 Minerva, Ohio  
 KRAJEWSKI, Richard (C) 1988-91

## L

LALLY, Mike F. (C-F) 1908-11  
 LAMONT, Randy (C) 1967-69  
 Apple River, Illinois  
 LANDRY, Brandon (G) 1998-01  
 Baton Rouge, Louisiana  
 LANG, Bob (F) 1969-70  
 East Meadow, Long Island, New York  
 LANIER, Harold A. 1928-29  
 LARCADE, J. A. (G) 1908-09  
 LARKIN, M. "Slim" (C) 1929-31

**Derrick Taylor**



**Jerry Reynolds**



LAZARE, Darnell (F) 2003-07  
 Baton Rouge, Louisiana  
 LEA, D. (G) 1945-46  
 LEATHERS, W. D. "Bill" (F) 1934-37  
 LEBLANC, Ed (C) 1972-76  
 Baton Rouge, Louisiana  
 LEDOUX, Marqus (F) 1998-99  
 Baton Rouge, Louisiana  
 LEE, Bill (F) 1952-55  
 Plaquemine, Louisiana  
 LeFEVRE, Frank (C) 1974-77  
 Clearwater, Florida  
 LEGLER, Chuck (C-F) 1966-69  
 Boulder City, Nevada  
 LEOPOLD, J. T. (F) 1917-18  
 LESHER, L. R. (F) 1910-11  
 LESTER, Ed. F. Jr. (F) 1944-45  
 LEWIS, P. B. (G) 1909-10  
 LEWIS, Cecil Ray (F) 1959-62  
 Charleston, Indiana  
 LEWIS, William S. "Bill" (G) 1916-17  
 LINDSEY, Clyde H. (F) 1944-46  
 LINDSEY, Jim (F) 1948-51  
 LINDSEY, Lloyd Leon (C) 1935-38  
 LITTON, O. B. 1909-10  
 LIVINGSTON, Randy (G) 1994-96  
 LLOREDA, Jaime (F), 2002-03  
 Colon, Panama  
 LOBDELL, William Y. (F) 1931-32  
 LOE, Ralph (C) 1972-73  
 Natchez, Mississippi  
 LOFLIN, J. T. (G) 1942-43  
 LOFTIN, Bill (F) 1957-58  
 Bastrop, Louisiana  
 LOFTIN, Bob (F) 1957-59  
 Bastrop, Louisiana  
 LONG, Earl (F) 1958-59  
 LOUGHMILLER, Don (G) 1951-54  
 New Albany, Indiana  
 LOWTHER, Bobby (F) 1942-43; 45-48  
 LUDWIG, Eddie (F), 2009-13  
 Metairie, Louisiana  
 LUKER, J. B. (G) 1928-31  
 LUPCHO, Rich S. (G) 1967-69  
 Aliquippa, Pennsylvania  
 LYLE, Mel (F) 1946-47  
 M  
 McARDLE, Benny J. (G) 1951-54  
 New York, New York  
 McCAIN, R. R. (G) 1955-56  
 McCARSON, Paul (G) 1954-55  
 McDONALD, Ben (F) 1986-87  
 Denham Springs, Louisiana  
 McDOWELL, "Red" (G) 1941-42  
 McDUFF, . . . . (G) 1923-25  
 McFARLAND, Reggie A. (G) 1918-23  
 McGEHEE, Webb (G) 1927-30  
 McKENZIE, Kyle (G) 1987-89  
 Cincinnati, Ohio  
 McLEOD, James (G) 1941-42  
 McLOUGHLIN, Bob (G) 1961-62  
 McMANUS, . . . . (C) 1940-41

**Jose Vargas**



**Apple Sanders**



McMORRIS, Vernon D. (G) 1943-44  
 McNEILY, James (F) 1951-55  
 Lima, N.Y.  
 MACKLIN, Durand (F) 1976-78; 79-81  
 Louisville, Kentucky  
 MADISON, Dave (G) 1940-43  
 MAGEE, Norman (G) 1951-55  
 Port Allen, Louisiana  
 MAGRUDER, . . . . 1909-10  
 MAILE, Dick (F) 1962-65  
 So. Ft. Mitchell, Kentucky  
 MALONE, Darcy (C), 2013-16  
 Canberra, Australia  
 MANCE, Omar-Seli (G) 1998-99  
 Lithonia, Georgia  
**MANNING, JR., Charles (G), 2019-20**  
**Riverhead, New York**  
 MARAVICH, Josh (G), 2002-05  
 Covington, Louisiana  
 MARAVICH, "Pistol" Pete (G) 1967-70  
 Raleigh, North Carolina  
 MARSHALL, Paul (G), 1991-92  
 Shreveport, Louisiana  
 MARTIN, Ethan (G) 1977-81  
 Baton Rouge, Louisiana  
 MARTIN, Jarell (F), 2013-15  
 Baton Rouge, Louisiana  
 MARTIN, Ken G. (F) 1955-56  
 MARTIN, Terry (G), 2006-09  
 Monroe, Louisiana  
 MASCIA, David (G), 1991-92  
 Linbrook, New York  
 MASON, C. C. "Charlie" (C) 1925-27  
 MASON, Dameon (F), 2006-07  
 Kansas City, Missouri  
 MATTIENZO, . . . . (G) 1908-09  
 MATTICK, Rick (C) 1976-79  
 Ft. Lauderdale, Florida  
 MAYOCK, Dan (F) 1968-69  
 MAYS, Skylar (G), 2016-20  
 Baton Rouge, Louisiana  
 MEADOR, Bob J. (F) 1949-51  
 MENRELL, Dick (F) 1946-48  
 MERLE, Dom A. (F) 1955-58  
 Utica, New York  
 MERRELL, Richard L. (F) 1947-48  
 MICHAELIS, Bill (G) 1943-44; 46-49  
 MICKEY, Jordan (F), 2013-15  
 Dallas, Texas  
 MIDDLEBROOK, . . . . (F) 1919-20  
 MILANOVICH, Paul (G) 1967-68  
 Aliquippa, Pennsylvania  
 MILEY, Harry L. (G) 1944-45  
 MILLER, Herd J. (C) 1944-45  
 MILLER, Nolen C. "Babe" (G) 1933-36  
 MILLER, Robert "Bob" (G-F) 1975-77  
 Seaford, New York  
 MINOR, Tack (G), 2003-05, 07  
 Houston, Texas  
 MITCHELL, Darrel (G), 2002-06  
 St. Martinville, Louisiana  
 MITCHELL, Leonard (F-C) 1980-84

**Anthony Wilson**



**DeWayne Scales**



St. Martinville, Louisiana  
 MITCHELL, Tasmin (F) 2005-07; 08-10  
 Denham Springs, Louisiana  
 MIXON, Butch (G) 1958-59  
 MOON, Lynn B. (C) 1956-59  
 Hammond, Louisiana  
 MOORE, Bill (G) 1944-45  
 MOREY, Dale E. (F) 1939-42  
 MORGAN, Malik (G), 2012-14  
 MOSCOVITZ, Danny (G), 1990-91  
 MOSELEY, V. (F) 1909-13  
 MOUTON, Lyle (G) 1987-89  
 Lafayette, Louisiana  
 MUNSON, Wayne (F) 1957-59  
 MURPHY, Gene A. (F) 1947-51  
 MURPHY, Mike (F) 1964-65  
 MURRAY, C. C. (F) 1943-44  
 MUTAVDZIC, Misha (C) 1994-96  
 Belgrade, Serbia

## N

NABORS, Gene (G) 1995-96  
 Beckley, West Virginia  
 NATTIN, George L., Jr. (G) 1959-62  
 Bossier City, Louisiana  
 NELTNER, Ross (F), 2003-05  
 Ft. Thomas, Kentucky  
 NESON, Guy W. (C) 1929-32  
 NEWMAN, Donald (G) 1975-76  
 New Orleans, Louisiana  
 NEWTON, Bill R. "Fig" (F) 1969-72  
 Rockville, Indiana  
 NOLLEY, Landers (G/F) 1994-96  
 Atlanta, Georgia  
 NOTO, J. J. (G) 1923-24

## O

O'BRYANT III, Johnny, (F), 2011-14  
 Cleveland, Mississippi  
 OCHS, . . . . (F) 1945-46  
 ODO, John (F), 2013-15  
 Lagos, Nigeria  
 O'NEAL, Shaquille (C) 1989-92  
 San Antonio, Texas  
 ONWUASOR, Randy (G), 2017-18  
 Inglewood, California  
 O'QUINN, Leon (F) 1913-15  
 OWENS, Andre (G) 1992-94  
 Winston-Salem, North Carolina  
 OWEN, Chester (F) 1946-47  
 OZBURN, Joe (G) 1948-51

## P

PALFI, Djole (F) 1994-95  
 Baton Rouge, Louisiana  
 PALMER, . . . . (F) 1918-19  
 PALUBINSKAS, Eddie (G) 1972-74  
 Canberra, Australia

**Bernard Woodside**





# Lettermen

PATTERSON, Jalyne (G) 2014-17  
Atlanta, Georgia

PAYNE, . . . . (G) 1913-15

PEARCE, Clyde (F) 1913-17

PERKINS, Greg (G) 1982-83  
Darrow, Louisiana

PETIT, Robert L. "Bob" (C) 1951-54  
Baton Rouge, Louisiana

PHARES, Jack (G) 1924-28

PHILLIPS, W. J. (G) 1908-11

PIAZZA, Doug (F) 1963-64

PICOU, John (G) 1990-92  
Mobile, Alabama

POE, F. E. (F) 1929-30

POPULIST, Daron (G), 2009-11  
Slidell, Louisiana

POTTS, Chico (G) 1997-98  
Indianola, Mississippi

PUGH T.J. (G) 1990-92  
Baton Rouge, Louisiana

## Q

QUARTERMAN, Tim (G), 2013-16  
Savannah, Georgia

QUIONEZ, . . . . 1918-19

## R

RABENHORST, O. "Dudey" (G) 1918-19

RABORN, Tommy (F) 1957-61  
Osyka, Mississippi

RAGUS, Leonard A. (G) 1959-60  
Springhill, Louisiana

RACHAL, Brandon (G) 2017-18  
Natchitoches, Louisiana

RAISOR, Phil (G) 1958-60  
Muncie, Indiana

RAMIREZ, M. (F) 1943-44

RAMSDEN, Dave K. (C) 1966-69  
Lockport, Illinois

RANDOLPH, Anthony (F) 2007-08  
Dallas, Texas

RASMUSSEN, Bob (F) 1966-67

RAYMOND, Chris (G) 1972-74  
Plaquemine, Louisiana

REATH, Duop (F), 2016-18  
Perth, Australia

REDDEN, Don (G-F) 1982-86  
Monroe, Louisiana

REESE, Will (G) 2018-19  
Leesville, Louisiana

REID, Naz (F) 2018-19  
Asbury Park, New Jersey

REILY, Charlie S. (F) 1909-12

REYNOLDS, Jerry (F-G) 1982-85  
Brooklyn, New York

RILEY, Red (G) 1917-22

RITTNER, Perrin (F) 1949-51

ROACH, Danny (F) 1961-62  
Bloomfield, Indiana

ROBERT, Charley (F) 1951-53  
Baton Rouge, Louisiana

ROBERTS, Stanley (C-F) 1989-90  
Hopkins, South Carolina

ROBINSON, Antonio (G), 2014-15  
Bossier City, Louisiana

ROBINSON III, Elbert (C), 2014-17  
Garland, Texas

ROLAND, Lamont (G) 1999-01  
New Albany, Indiana

ROLLE, Magnum (F) 2005-07

ROSS, A. L. (F) 1912-14

RUBCHENKO, Roman (F) 1992-96  
Cherkassy, Ukraine

ROY, R. S. (F) 1917-18

RUDOLPH, Gus (F) 1978-80  
Louisville, Kentucky

RUSHING, Troy E. (F) 1953-57

RYAN, Warren F. "Pat" 1908-09

## S

SAMPSON, Brandon (G), 2015-18  
Baton Rouge, Louisiana

SAMUELS, H. J. (F) 1931-34

SANBORN, . . . . (G) 1929-32

SANDERS, Al T. "Apple" Jr. (G) 1945-47  
Baton Rouge, Louisiana

SANDERS, Al T. "Little Apple" III (C) 1969-72  
Baton Rouge, Louisiana

SANDERS, J. Y. (G) 1908-11

SAXON, Jimmy (F) 1925-28

SAYLOR, Doug (G) 1974-76  
Ambridge, Pennsylvania

SCALES, DeWayne (F) 1977-80  
Dallas, Texas

SCHAPER, John N. (F) 1970-72  
Libertyville, Illinois

SCHIELE, Chester (G) 1947-48

SCHIELE, Joe (F) 1945-48

SCHULTZ, Darrell (G) 1950-53

SCOTT, Garrick (C), 1994-96  
Jackson, Louisiana

SCOTT, Lester (G) 1988-89  
Baton Rouge, Louisiana

SEBASTIAN, Don J. (G) 1952-56  
Baton Rouge, Louisiana

SEBASTIAN, J. D. (G) 1919-20

SHARP, . . . . (G) 1929-30

SHEPPARD, Nick (C) 1995-97  
Lake Charles, Louisiana

SHIRLEY, Calvin S. "Buddy" (G) 1965-67  
Baton Rouge, Louisiana

SHOCKEY, Jere (F) 1969-71  
Anderson, Indiana

SHORTESS, Henry (G), 2013-16  
Baton Rouge, Louisiana

SHOWS, W. (F) 1941-43

SHUMAKER, Steve (C) 1967-68  
Danville, Iowa

SIENER, Carl (C) 1971-74  
St. Louis, Missouri

SIGLER, Roger W. (F) 1953-57

SIMMONS, Ben (PF), 2015-16  
Melbourne, Australia

SIMMONS, Terrance (G) 1996-97  
Haughton, Louisiana

SIMOES, Paulo (G) 1986-88  
Baton Rouge, Louisiana

SIMPSON, Gary (G) 1970-71  
Granite City, Illinois

SIMS, Billy (F) 1942-43

SIMS, Keith (G) 1944-45

SIMS, Wayde (F), 2016-18  
Baton Rouge, Louisiana

SIMS, Wayne (F) 1987-91  
DeRidder, Louisiana

SIMS, Willie (G) 1977-81  
New York, New York

SINGLETON, Vernel (C) 1988-92  
Natchez, Mississippi

SLOANE, LeGrand W. (F) 1942-43

SMART, Javonte (G) 2018-20  
Baton Rouge, Louisiana

SMITH, Allen (G) 1959-60  
Maysville, Kentucky

SMITH, Jabari (C) 1998-00  
Atlanta, Georgia

SMITH, Nick (F) 1925-28

SMITH, Terry (G) 1965-66  
Shreveport, Louisiana

SMITH, Tom (G) 1930-33

SMITH, . . . . 1909-10

SPEIGHT, Carlton, 2014-15

SPENCER, Bo (G), 2007-10  
Baton Rouge, Louisiana

SPENCER, Duane (F) 1995-96  
New Orleans, Louisiana

SPILLER, S. (G) 1909-10

SQUIRES, . . . . (F) 1929-30

STANFEL, Rich (C) 1982-83  
Libertyville, Illinois

STAYTON, Bill (G) 1931-33

STEPHENS, Reed (F) 1947-48

STEVENS, Ed (G) 1930-31

STEVENS, Norman G. "Steve" (G) 1922-26

STONE, Orval (F) 1949-51

STOREY, M. (G) 1937-38

STRINGER, Andre (G), 2010-14  
Jackson, Mississippi

SWIFT, Stromile (F) 1998-00  
Shreveport, Louisiana

## T

TANNEHILL, George M. (F) 1928-31

TANNEHILL, T. (C) 1930-32

TARASOVIC, George (F) 1951-52

TAYLOR, Derrick (G) 1981-82; 83-86  
Baton Rouge, Louisiana

TAYLOR, Jeff (G) 1971-73  
New Britain, Pennsylvania

TAYLOR, H. A. "Red" (F) 1927-28

TAYLOR, Marlon (G) 2018-20  
Mount Vernon, New York

TEMPLE, Collis (C) 1971-74

Kentwood, Louisiana

TEMPLE III, Collis (G) 1999-03  
Baton Rouge, Louisiana

TEMPLE, Garrett (G), 2005-09  
Baton Rouge, Louisiana

TERREBONNE, Greg (G), 2006-08  
Galliano, Louisiana

THIGPEN, Tommy P. (C) 1964-67  
Benton, Louisiana

THOMAS, Quenton (G) 1994-95  
Humble, Texas

THOMAS, Tyrus (F), 2005-06  
Baton Rouge, Louisiana

THOMPSON, Charlie (G) 2000-04  
Lake Charles, Louisiana

THOMPSON, Dick (G) 1947-51

THOMPSON, T. (C) 1938-40

THORNALL, Bill (F) 1942-43

THORNTON, Marcus (G), 2007-09  
Baton Rouge, Louisiana

THORNTON, Quintin (F), 2007-09  
Orlando, Florida

THORNTON, Sam B. 1922-23

TIPTON, Wayne (F-G) 1964-67  
Knoxville, Tennessee

TITUS, Brandon (G) 1992-94  
Cerritos, California

TONKOVICH, Dawn (G) 1971-74  
Hollywood, Florida

TONN, R. W. "Ruddy" Jr. (F) 1930-32

TORRANCE, Jack (C) 1931-34

TRACEY, Dennis (G) 1988-90  
New Orleans, Louisiana

TRIBBETT, Jeff A. (G) 1967-70  
Lebanon, Indiana

TRICHELLE, Bert (F) 1935-36

TUCKER, Reggie (G) 1997-98  
Cleveland, Tennessee

TUDOR, Bobby (F) 1954-55

TUDOR, John (G-F) 1980-84  
Pineville, Louisiana

TURK, Dave (F) 1962-63  
Lomita, California

TURNER, Ralston (G), 2010-12  
Muscle Shoals, Alabama

TURNLEY, J. E. "Bob" (G) 1943-44

## U

UFFMAN, Kenneth (F) 1947-48

USSERY, Stephen (F) 1988-89  
Baton Rouge, Louisiana

## V

VANCE, Damon (C) 1983-84  
Vallejo, California

VANCE, Griff D. (F) 1938-41

VARGAS, Jose (C) 1984-88  
LaRomana, Dominican Republic

VIAL, Reed (G), 2016-18  
Baton Rouge, Louisiana

VICTOR II, Craig (F), 2015-16  
New Orleans, Louisiana

VOIGHT, Ken L. Jr. (G) 1966-68  
Lafayette, Louisiana

VOOGD, Ben (G), 2005-07  
Florence, Oregon

## W

WADE, Malcolm "Sparky" (G) 1932-35  
Jena, Louisiana

WALDEN, Henry E. (C) 1912-15

WALTERS, Bill (G) 1942-43; 45-47

WALTERS, Jack (F) 1935-36

WALTON, Adam (F) 1995-97  
San Diego, California

WATERS, Tremont (G), 2017-19  
New Haven, Connecticut

WARNER, Jack (G) 1996-97; 99-00  
Plymouth, Minnesota

WARREN, Storm (F), 2008-12  
Monroe, Louisiana

WASHINGTON, Rogers (F) 1995-97  
Franklin, Louisiana

**WATFORD, Trendon (F), 2019-20  
Birmingham, Alabama**

WEBB, Charlie L. (G) 1942-43; 45-47

WEBER, S. R. "Chink" (G) 1922-23

WELCH, Jim (C) 1936-37

WELLS, Wendell Wally (G) 1934-37

WESLEY, Bob (F) 1952-53  
Baton Rouge, Louisiana

WHIPPLE, Xavier (G) 2001-05  
McIntyre, Georgia

WHITE, Hamp (G) 1963-65

WHITE, H. H. (G) 1915-16

WHITE, Joe (C) 1955-57

WHITE, Malcolm (F), 2010-12  
Baton Rouge, Louisiana

WHITEHURST, Charles (F) 1954-55

WHITTLE, Bill (F) 1970-73  
Indianapolis, Indiana

WILKINSON, J. P. (G) 1912-16

WILKINSON, W. Scott (G) 1913-17

WILKINSON, . . . . (C) 1924-25

WILLIAMS, Emmitt (F) 2018-20  
Fort Myers, Florida

WILLIAMS, Michael (G), 2012-13

WILLIAMS, Jermaine (F) 1998-02  
Baton Rouge, Louisiana

WILLIAMS, John (F) 1984-86  
Los Angeles, California

WILLIAMSON, Maurice (G) 1989-90; 91-93  
New Haven, Connecticut

WILSON, Anthony (G) 1983-87  
Plain Dealing, Louisiana

WILSON, Bill L. (C) 1962-65  
Baton Rouge, Louisiana

WILSON, Edwin (G) 1985-86

WILSON, Jason (F) 2000-02  
DeQuincy, Louisiana

WILSON, Les (G) 1926-29

WILSON, Nikita (C-F) 1983-87  
Leesville, Louisiana

WOLF, Sidney "Izzy" 1918-19

WOLFERT, Paul (F), 2002-05  
Burr Ridge, Illinois

WOLFERT, Rick (C) 1972-73; 1974-75  
Peru, Indiana

WOLFF, Dennis (G) 1973-75  
Bayside, New York

WOLFE, Jamaal (G) 1998-99  
Baton Rouge, Louisiana

WOMACK, Leroy (F) 1996-97  
Baton Rouge, Louisiana

WOODSIDE, Bernard (F) 1985-88  
Hempstead, New York

## Y

YATES, Robert P. (G) 1947-51

YOUNG, JueMichael (F) 2001-02  
Hammond, Louisiana

## Z

ZIEGLER, Lonie (C) 1965-66

ZINSER, Paul (G) 1953-55

This list represents basketball lettermen since LSU began basketball in 1908-09. The sports information office will appreciate your assistance in correcting any errors. Send all corrections or additions to Kent Lowe, P. O. Box 25095, Baton Rouge, La., 70894



# Jersey Numbers

While some of the jersey numbers listed date back to the 1930s, records are somewhat incomplete through the 1950s. If you have changes, additions or corrections, please send them to Basketball SID Kent Lowe at [clowe@lsu.edu](mailto:clowe@lsu.edu) for future updates.

## 0

Darius Days, 2020  
Naz Reid, 2019  
Brandon Sampson, 2016-18  
Glen Davis, 2006-07

## 00

Charles Carmouche, 2013  
Brian Green, 2000-01-02-03  
Omar Seli-Mance, 1999  
Hernan Montenegro, 1988

## 1

Javonte Smart, 2019-20  
Duop Reath, 2017-18  
Jarell Martin, 2015  
Anthony Hickey 2012-13-14  
Tasmin Mitchell, 2006-07-08-09-10  
Regis Koundjia, 2005  
Tony Gipson, 2003-04

## 2

Trendon Watford, 2020  
Brandon Rachal, 2018  
Antonio Blakeney, 2016-17  
Johnny O'Bryant III 2012-13-14  
Chris Beattie, 2010  
Delwan Graham, 2009  
Dameon Mason, 2007-08  
Darrel Mitchell, 2003-04-05  
Brian Beshara, 2000-01

## 3

Parker Edwards, 2020  
Tremont Waters, 2018-19  
Elbert Robinson III, 2016-17  
Henry Shortess, 2014  
Jalen Courtney, 2013  
Garrett Green, 2010-11  
Anthony Randolph, 2008  
Tack Minor, 2004-05-06-07  
Torris Bright, 2000-01-02-03  
Jaamal Wolfe, 1999  
Reggie Tucker, 1998  
Doug Annonson, 1993-94

## 4

Skylar Mays 2017-18-19-20  
Keith Hornsby 2015-16  
Corban Collins, 2013  
Chris Bass, 2009-10-11-12  
Ben Voogd, 2006-07  
Regis Koundjia, 2004  
JueMichael Young, 2002  
Stromile Swift, 1999-00  
Gene Nabors, 1996-97  
Jamie Brandon, 1992-93-94  
Fess Irwin, 1987-88  
Joe Schiele, 1947

## 5

Emmitt Williams, 2020  
Daryl Edwards, 2018-19  
Kieran Hayward, 2017  
Josh Gray, 2015-16  
Shavon Coleman, 2013-14

Malcolm White, 2011-12  
Marcus Thornton, 2008-09  
Mildon Ambres, 2004  
Robert Royal, 2001  
Jamal Harrison, 2001  
DeJuan Collins, 1998  
Lester Earl, 1997  
Landers Nolley, 1995-96  
Andre Owens, 1993-94  
Justin Anderson, 1992  
Frank Jennings, 1947

## 10

James Bishop, 2020  
Galen Alexander, 2018  
Branden Jenkins, 2017  
Henry Shortess, 2015-16  
Andre Stringer, 2011-12-13-14  
Daron Populist, 2010  
Greg Terrebonne, 2007-08  
David Fleshman, 2005-06  
Charlie Thompson, 2001-02-03-04  
Rhodaria Caston, 1998  
David Bosley, 1994-95-96-97  
Maurice Williamson, 1990-92-93  
Parker Griffith, 1987-88  
Derrick Taylor, 1982-84-85-86  
Willie Sims, 1978-79-80-81  
Bob Miller, 1976-77  
Eddie Palubinskas, 1973-74

## 11

Charles Manning, Jr., 2020  
Kavell Bigby-Williams, 2019  
Jalyn Patterson, 2017  
Shane Hammink, 2013-14  
Bo Spencer, 2008-09-10  
Josh Maravich, 2003-04-05  
Brandon Landry, 1999-00-01  
Djole Palfi, 1995  
Mike Hansen, 1991-92-93  
Anthony Wilson, 1984-85-86-87  
Drexal Allen, 1982  
Mark Alcorn, 1980-81  
Al Green, 1979  
Kenny Gray, 1958  
Roger Sigler, 1956-57  
Charlie "Bubba" Webb, 1947

## 12

Marshall Graves, 2017-18-19-20  
Jarell Martin, 2014  
Ronald Martin, 2012  
Aaron Dotson, 2010  
Tyrus Thomas, 2006  
Ronald Dupree, 2000-01-02-03  
Darryl Cooper, 1999  
Sean Gipson, 1993-94  
John Picou, 1991-92  
Lester Scott, 1989  
Darryl Joe, 1987-88  
Johnny Jones, 1981-82-83-84  
Joe Combs, 1958  
Troy Rushing, 1955  
Frank Brian, 1947

## 13

Will Reese, 2019  
Jeremy Combs, 2018  
Antonio Robinson, 2015  
Eddie Ludwig, 2010-11-12-13  
Terry Martin, 2007-08-09  
Pete Bozek, 2001-02

Dennis Tracey, 1989-90  
Todd Kinchen, 1988  
John Hudson, 1960-61

## 14

Marlon Taylor, 2019-20  
Randy Onwusor, 2018  
Courtney, Jalen, 2011-12  
Garrett Temple, 2006-07-08-09  
Jaime Lloreda, 2003-04  
Quenton Thomas, 1995-96  
Kyle McKenzie, 1988-89  
Edwin Wilson, 1986  
Donald Green, 1983  
Matt England, 1981-82  
Stanley Jacobs, 1960-61

## 15

Aundre Hyatt, 2020  
Reed Vial, 2017-18  
Jalyn Patterson, 2015-16  
Dennis Harris, 2010-11  
Magnum Rolle, 2006-07  
Jeremy Comeaux, 1998  
Deuce Ford, 1996  
Ocie Conley, 1985-86  
Joe Johnson, 1984  
Ray Borner, 1982  
Ray Vallery, 1956  
Don Belcher, 1953-54-55

## 17

James Gremillion, 1947

## 20

Caleb Starks, 2020  
Brian Bridgewater, 2015-16-17  
Dave Jackson, 2013  
Zach Kinsley, 2009-10  
Garrett Green, 2008  
Tim Bush, 2003  
Leroy Womack, 1997-98  
Ronnie Henderson, 1994-95-96  
T. J. Pugh, 1991-92  
Jason Cormier, 1989  
Neboisha Bukumirovich, 1985-86-87-88  
John Tudor, 1981-82-83-84  
Jordy Hultberg, 1977-78-79-80  
Donald Newman, 1976  
Randy Herring, 1974-75  
Jim Knudsen, 1972  
Tommy Henner, 1970  
Mark Bernbrock, 1969  
Ken Voigt, 1967-68  
Tommy Collins, 1959  
Bill Walters, 1946  
Abner Wimberly, 1944  
Griff Vance, 1941  
Tommy Thompson, 1939  
Glenn Delafield, 1937

## 21

Courtese Cooper, 2020  
Aaron Epps, 2015-16-17-18  
Matt Derenbecker, 2011  
Chris Johnson, 2006-07-08-09  
Courtney Trask, 2003  
Jermaine Williams, 2000-01-02  
Brian Beshara, 1999  
Randy Livingston, 1995-96  
Lenear Burns, 1990-91-92-93-94  
Lyle Mouton, 1988-89  
Dennis Brown, 1984-85-87

Ethan Martin, 1978-79-80-81  
 Doug Saylor, 1975-76-77  
 Tommy Raborn, 1958  
 Don Loughmiller, 1953-54  
 Humberto Ramirez, 1944  
 Jack Bushman, 1937

## 22

Darius Days, 2019  
 Darcy Malone, 2014-15-16  
 Ralston Turner, 2011-12  
 Taylor Jacobsen, 2010  
 Darrel Mitchell, 2006  
 Xavier Whipple, 2002-03-04-05  
 Maurice Carter, 1996-97-98-99  
 Clarence Ceasar, 1992-93-94-95  
 Shawn Griggs, 1991  
 Russell Grant, 1988-89  
 Greg Perkins, 1983  
 J. Brian Bergeron, 1979-80-81  
 Kenny Higgs, 1975-76-77-78  
 Wade Evans, 1973-74  
 Ray Lewis, 1960  
 Wayne Monson, 1958  
 Troy Rushing, 1956-57  
 Jim McNeily, 1954-55  
 Gene Murphy, 1949-50  
 Vernon McMorris, 1944

## 23

Pete Maravich, 1968-69-70  
 Tom Collins, 1958  
 Charlie Seitz, 1957  
 Don Sebastien, 1954-56  
 Joe Ozburn, 1949-51  
 Jim McLeod, 1943  
 George Haynie, 1941  
 Felix Buchanan, 1938  
 Ray Giacoma, 1936-37  
 Sparky Wade, 1935

**Note: Pete Maravich's number retired 1970**

## 24

Emmitt Williams, 2019  
 Malik Morgan, 2013-14  
 Storm Warren, 2009-10-11-12  
 Terrence Simmons, 1997  
 Paul Johnson, 1993  
 Vernel Singleton, 1989-90-91-92  
 John Williams, 1985-86  
 Leonard Mitchell, 1981-82-83-84  
 Len Breda, 1977-78  
 Brent Boyd, 1976  
 Dennis Wolff, 1974-75  
 Jeff Taylor, 1972-73  
 Gary Simpson, 1971  
 Richard Hickman, 1968-69-70  
 Brad Brian, 1967  
 Buddy Shirley, 1966  
 Pat Chase, 1965  
 Sam Chase, 1962-63-64  
 Mahon Edmondson, 1961  
 Phil Raisor, 1960  
 Bobby Yates, 1949  
 Keith Sims, 1945  
 Dave Madison, 1942  
 Conley Hathorn, 1936-37-38  
 Ben Journeay, 1935

## 25

Ben Simmons, 2016  
 Jordan Mickey, 2014-15  
 Daron Populist, 2011  
 Ross Chouest, 2002  
 Louis Earl, 1997-98  
 Brandon Titus, 1993-94  
 Paul Marshall, 1992  
 Danny Moscovitz, 1991  
 Chris Carrier, 1986  
 Joe Costello, 1979-80-81-82

Randy Coppens, 1975-76-77  
 Dawn Tonkovich, 1972-73-74  
 John Brantley, 1971  
 John Carr, 1970  
 Rusty Bergman, 1968-69  
 Kenny Drost, 1965-66  
 Bob Fetter, 1961-62-63-64  
 Dick Davies, 1959-60  
 Dick Thompson, 1949-50-51  
 James McLeod, 1942  
 Wendell Wells, 1937

## 26

Talmadge Bozeman, 1940  
 Glenn Delafield, 1938

## 27

Elliot Gremillion, 1944  
 Raymond Bass, 1942  
 Tommy Thompson, 1940  
 Woodie Doshier, 1939  
 Nolan Miller, 1935, 1936

## 28

Glavis Edwards, 1946  
 Ed Lester, 1945  
 LeGrand Sloane, 1943  
 Felix Buchanan, 1940  
 Dick Burge, 1939  
 Jack Bushman, 1938

## 29

Edgar "Bud" Turnely, 1944  
 John Chaney, 1941-43  
 Howard Jackson, 1937  
 Audley MacDonald, 1936  
 Jack Harris 1935

## 30

Alex Farrer, 2006-07-08-09-10  
 Brandon Bass, 2004-05  
 Chico Potts, 1998  
 Stephen Ussery, 1989  
 Bernard Woodside, 1986-87-88  
 Theron Cojoe, 1983-84  
 Brian Kistler, 1981-82  
 Frank Lifetree, 1977-78  
 Michael Brown, 1976  
 John Enguist, 1973-74  
 Tommy Hess, 1970-71-72  
 Rick Lupcho, 1968-69  
 Buddy Shirley, 1967  
 Scott Eowling, 1966  
 Judd Cramer, 1964  
 George Nattin, 1960-61-62  
 Wayne Monson, 1959  
 Wilton Dale, 1944  
 Dave Madison 1943  
 Willie Morgan, 1940-41  
 Arnold Bryan, 1937  
 Bert Trichel, 1936  
 Buddy Blair, 1935

## 31

John Odo, 2014-15  
 Jermaine Williams, 1999  
 Oliver Brown, 1984-85-86-87  
 DeWayne Scales, 1978-79-80  
 Mark Smyth, 1977  
 Al "Little Apple" Sanders, 1970-71-72  
 Ralph Jukkola, 1967-68-69  
 Wayne Austin, 1965-66  
 Doug Piazza, 1964  
 Maury Drummond, 1961-62-63

Joe Borgini, 1960  
 Bobby Lowther, 1943  
 W. Shows, 1942  
 Frank Doughtry, 1938

## 32

Craig Victor II, 2016-17  
 Carlton Speight, 2015  
 John Isaac, 2012  
 Quintin Thornton, 2008-09  
 Paul Wolfert, 2003-04-05  
 Willie Anderson, 1998-99  
 Nick Shepherd, 1996-97  
 Harold Boudreaux, 1990-91-92  
 Paulo Simoes, 1987-88  
 Damon Vance, 1984-85  
 Howard Carter, 1980-81-82-83  
 Ernest Brown, 1979  
 Gary Huffman, 1975-76  
 Mickey Heard, 1974  
 Terry Smith, 1966  
 Randy Geyer, 1964-65  
 Ray Lewis, 1962  
 Lynn Moon, 1959  
 Charley Robert, 1953  
 Bobby Boggess, 1949-50-51  
 Dick Merrel, 1948  
 Clyde Lindsey, 1946  
 Hear Miller, 1944  
 William Walters, 1943  
 Sid Auger, 1936

## 33

Marqus LeDoux, 1999  
 Glover Jackson, 1994  
 Shaquille O'Neal, 1990-91-92  
 Ricky Blanton, 1985-86-87-88-89  
 Steffond Johnson, 1982-83-84  
 Walter Campbell, 1978-79  
 John Breathwit, 1976-77  
 Mike Darnall, 1974-75  
 Steve Chidley, 1972  
 Jere Shockey, 1971  
 Jeff Tribett, 1968-69-70  
 Kenny Drost, 1967  
 Brad Brian, 1965-66  
 Steve Cram, 1964  
 Ellis Cooper, 1961-63  
 Butch Mixon, 1959  
 Lynn Moon, 1957-58  
 Bob Freshley, 1953-54  
 Orval Stone, 1950  
 Ray Bass, 1949  
 Dick Harris, 1944  
 Jack Fulkerson, 1942  
 Walker Cress, 1937  
 Lloyd Lindsey, 1935

**Note: Shaquille O'Neal's number retired in Dec. 2000**

## 34

Glen Davis, 2005  
 Mildon Ambres, 2003  
 Cedric Carter, 1998-99  
 Alonzo Johnson, 1995  
 Randy Duvall, 1990  
 Tyrone Black, 1980-81-82-83  
 John Shaper, 1971-72  
 Kent Johnson, 1970  
 Chuck Legler, 1968-69  
 Dave Ramsden, 1967  
 Harry Heroman, 1964-65-66  
 Dave Turk, 1963  
 Ray Lewis, 1960-61  
 Carey Guglielmo, 1958  
 R. R. McCain, 1957  
 Paul Zinser, 1954-55

# Jersey Numbers

Joe Dean, 1950-51  
Bill Michaelis, 1949  
Winson Hoover, 1944

## 35

Mayan Kiir, 2018  
Darnell Lazare, 2004-05-06-07  
Rogers Washington, 1996-97-98  
David Mascia, 1993  
Mahmoud Abdul-Rauf, 1989-90  
Jerry Reynolds, 1983-84-85  
Lionel Green, 1976-77-78-79  
Glenn Hansen, 1974-75  
Bill Whittle, 1971-72-73  
Danny Hester, 1969-70  
Chuck Legler, 1967  
Larry Henderson, 1965-66  
Jack Belcher, 1964  
Ray Hines, 1960  
Carey Guglielmo, 1959  
Dom Merle, 1957-58  
Dick Holt, 1956  
Norman Magee, 1953-54-55  
Bob Meador, 1949-50-51  
Jim Welch, 1937  
Kernan Banker, 1936

**Note: Mahmoud Abdul-Rauf's jersey will be retired February 29, 2019**

## 36

Bill Bohannon, 1936

## 37

Doc Floyd, 1937  
Buster Bryan, 1936

## 38

W. D. Leathers, 1935-36-37

## 39

Willard Beeson, 1936

## 40

Brian Helquist, 1999  
Durand "Rudy" Macklin, 1977-78-79-80-81  
Paul Kates, 1976  
Carl Siener, 1972-73-74  
Bob Lang, 1970  
Paul Milanovich, 1968  
Wayne Tipton, 1965-66  
Steve Cram, 1963  
Bob McLoughlin, 1962  
Stan Jacobs, 1959  
Bob Loftin, 1958  
Bill Lee, 1954  
Sonny Gregory, 1950  
Jack Hall, 1949  
Wendell Well, 1936

**Note: Rudy Macklin's uniform No. 40 retired in Feb. 2010.**

## 41

Justin Hamilton, 2012  
Ross Neltner, 2005  
Collis Temple III, 1999-00-01-02-03  
Duane Spencer, 1996-97  
Richard Krajewski, 1989-90-91  
Nikita Wilson, 1984-85-86-87  
Rick Mattick, 1977-78-79-80  
Collis Temple, Jr., 1972-73-74

Nelson Isley, 1971  
Jere Shockey, 1969  
Bob Grdley, 1968  
Wayne Tipton, 1967  
Pat Chase, 1966  
Ronnie Register, 1965

## 42

Antonio Hudson, 2002-03-04-05  
Bob Hall, 1997  
Ben McDonald, 1987-88  
Edwin Wilson, 1986  
Duane DeArmond, 1977-78-79-80  
Willie High, 1976  
Marty Allman, 1971-72-73  
Steve Shumaker, 1968  
Bob Rasmussen, 1967  
Hamp White, 1964-65  
Jim Lindsey, 1949-50

## 43

Lamont Roland, 2000-01  
Misha Mutavdzic, 1995-96  
Geert Hammink, 1989-90-91-92-93  
Jose Vargas, 1985-86-87-88  
Greg Cook, 1978-79-80-81  
Frank LeFevre, 1975  
Ralph Loe, 1973  
Bill Newton, 1970-71-72  
Dave Ramsden, 1969  
Randy LaMont, 1968  
Pete Henry, 1966  
Dick Maile, 1963-64-65  
Norman Card, 1962  
Allen Smith, 1960  
Stan Jacobs, 1959  
Bill Loftin, 1958  
Ken Marten, 1956  
Les Jones, 1953-54  
Perrin Rittner, 1950

## 44

Wayde Sims, 2017-18  
Thomas Davis, 2002-03  
Jason Wilson, 2001  
Adam Walton, 1995-96-97  
Kirk Goehring, 1993  
Wayne Sims, 1988-89-90-91  
Don Redden, 1983-84-85  
Andy Campbell, 1978-79-80-81  
Scott Spencer, 1977  
Ed LeBlanc, 1973-74-75-76  
Tommy Thigpen, 1965-66-67  
Norman Card, 1964  
Howard Keene, 1962-63  
Raymond Arthur, 1961  
Joe Clune, 1960  
Jim Crisco, 1957-58-59  
Byron Johnson, 1949-50  
Bob Meador, 1948

## 45

Brandon Eddlestone, 2014-15-16-17  
Mychal Williams, 2013  
Aaron Dotson, 2011  
Ross Neltner, 2004  
Jack Warner, 1997-98-99-00-01  
Roman Rubchenko, 1993-94-95-96  
Zoran Jovanovich, 1985-86  
Rick Stanfel, 1983

Gus Rudolph, 1979-80  
Floyd Bailey, 1975-76-77-78  
John Brantley, 1972  
Drew Corley, 1967-68-69  
Lonnie Ziegler, 1965  
Bill Wilson, 1963-65  
Tom Conklin, 1961-62  
Phil Raisor, 1959  
Mark Freeman, 1950  
Graves Holloway, 1949

## 50

Joe Combs, 1959  
Bob Pettit, 1952-53-54

**Note: Bob Pettit's number retired in 1954**

## 51

Joshua Badeaux, 2013  
Shawson Johnson, 2003  
Jason Wilson, 2002  
Scott Bowling, 1965  
Randy Geyer, 1963  
John Bayley, 1961-62  
Carey Guglielmo, 1960

## 52

Jabari Smith, 1999-00  
Jeremy Comeaux, 1998  
Duncan Dowling, 1963  
Tommy Raborn, 1959-60  
Joe Fahey, 1955-56  
Benny McArdle, 1953-54  
Darrell Schultz, 1951

## 53

Stanley Roberts, 1990  
Jack Blecher, 1962-63  
Bob Loftin, 1959

## 54

Brad Bridgewater, 1999-00-02-03  
Garrick Scott, 1995-96  
Norman Card, 1963  
Duncan Dowling, 1962  
Tom Conklin, 1961  
Earl Long, 1959  
Joe White, 1956  
Ned Clark, 1954-55

## 55

Tim Quarterman, 2014-15-16  
Andrew Del Piero, 2012-13  
Kenneth Bridges, 1953





# Maravich CENTER

The Pete Maravich Assembly Center and LSU Basketball celebrates a milestone as this will mark the 50th season of play in the multi-purpose venue which opened late in 1971 and hosted its first men's hoops game in Jan. 2022.

For a program that will play its 112th season, the former LSU Assembly Center is the venue that LSU has called its official home the longest following in the primary venues of the Huey Long Field House (now the Cox Communications Academic Center for Student-Athletes) and the Ag Center on the opposite side of the campus, more commonly known to basketball fans as the "Cow Palace."

Even after all these years, the Maravich Center is still a great place for basketball on the portable wood playing surface.

The building took on a much needed new look for the 2017-18 season with the magnificent giant side and end video boards installed above the court that allows fans everywhere in the building to have a clear look at video and statistics.

There is also new modern light capabilities that offers some of the best light intensity that has been seen in the history of the building.

The building has seen constant changes since a three-year campaign began in 2005 to spruce up the building by the LSU Athletic Department.

In a year when the building would also become famous worldwide as the site of the largest triage unit in history after Hurricane Katrina, the athletic department was able to finish its renovation in time for the 2005-06 season





# Maravich Center

## 11.5 Million

Original cost of building -- \$11.5 million; one of the most visible structures on campus.

## NCAAs

Site of two NCAA Men's Regional Basketball Tournaments: 1976, 1986

## NITs

Site of six NIT pre- and post-season events: 1982, 1983, 1987, 1989, 2002, 2009, 2018

## 2008, 2009, 2012, 2013, 2014

Site of NCAA Women's Basketball First and Second Rounds in 2008 and 2009; 2012-2014.

## East to West

East-to-West, you can put a football field and still have almost 33 yards of space left.

## North to South

North-to-South, you can put another gridiron and have about 13 yards extra.

## 3,113,380

There are over one-fifth of a million square feet enclosed and over one-quarter of a million square feet throughout for a total of 3,113,380 cubic feet.

## 1,750

A total of 1,750 tons of air conditioning keeps the interior at year-round comfort.

# 13,215

Seats 13,215 spectators after \$5 million renovation to concourse and seating areas.

and turn the building back into a showcase for LSU men's basketball.

An interactive concourse area depicting the history of the great players who have starred for LSU in the building, additional restrooms, new seats throughout the arena have taken the building to a new level. Now, the building features a practice facility for men and women along with a men's locker room complex helping the Assembly Center's appeal for players and fans for years to come.


The Maravich Assembly Center is, like the other venues LSU basketball has bounced around in through its long history, unique in its own way.

Before moving across from Tiger Stadium (in the 1971-72 season), the Tigers set up shop in the Pavilion on the old LSU campus, the Huey Long Field House Gym Armory (now the Cox Communications

Academic Center) and the John M. Parker Agricultural Center. LSU and SEC fans knew the latter as the "Cow Palace" as it served as the primary home for LSU basketball for four decades.

The building opened as the LSU Assembly Center, but during the summer of 1988, then Louisiana Governor Buddy Roemer signed legislation changing the official name of the building to the Pete Maravich Assembly Center in honor of the LSU star who had died tragically earlier that same year.

The Maravich Center is also the home for the LSU volleyball, gymnastics and women's basketball teams.





# Practice FACILITY

The modern “workplace” of hoops is helping LSU basketball be a better team and a better program every day.

While the front of the building is dominated by the statues of Shaquille O’Neal and Bob Pettit, it is what goes on inside the facility that is most important to the present and future of the LSU men’s basketball program.

The chance to schedule practice when needed and the chance to get shots up or work on free throws any time is what makes this facility so important.

The facility features exact duplicate full-size gymnasiums. Each has two portable goals and four overhead retractable goals. Both courts are exact replicas of the PMAC competition court. Each gym features a scoreboard, video filming balcony and scorer’s table with video and data connection. Each gym spans 11,324 square feet and includes a regulation NCAA court in length with two regulation high school courts in the opposite direction.

Besides, the men’s gymnasium, the facility is the primary work area for the basketball team with locker room, team lounge, training

room, laundry facility, coaches locker room and storage areas.

The building also includes a central two-story lobby and staircase that ascends to the second level that has a room (The Legends Club) that can hold approximately 500 people for pre-game and post-game functions that leads into the Maravich Center concourse.

The lobby of the building showcases team displays and graphics, trophy cases (featuring the hardware of some of the great seasons) and memorabilia from the long history of LSU basketball.

Also design work is featured in the men’s basketball halfways complete with vibrant pictures that lead players and coaches down to the dressing room rotunda and hallway to the arena floor.

The display and wall graphics were designed by ZE Design of Centerville, Ohio.

The facility was constructed by Guy Hopkins Construction of Baton Rouge based on designs by the firm of Tom Holden Architects of Baton Rouge in a unique joint venture with RDG Sports of Des Moines, Iowa.



**The Legends Club connects to the Maravich Center concourse.**



# Practice Facility Facts

- Project Cost: \$13,913,000
- Ground broken on July 1, 2008
- Contractors: Guy Hopkins Construction of Baton Rouge based on the designs by the firm of Tom Holden Architects of Baton Rouge in a joint venture with RDG Sports of Des Moines, Iowa
- Total Project Area: 58,960 square feet of new construction and 1,100 square feet of renovated construction
- Two state-of-the-art practice gyms each spanning 11,324 square feet; includes a regulation NCAA court in length with two regulation high school courts in the opposite direction
- Each gym has two portable goals and four overhead retractable goals; both are exact replicas of the PMAC competition court
- Each gym can hold up to 800 people for special events
- Each gym features a scoreboard, video filming balcony and scorer's table with video and date connections to enable instant replay
- A central two story lobby and grand staircase ascends to the second level. The lobby showcases team displays and graphics, trophy cases and memorabilia from the past. The displays and wall graphics were designed by ZE Design of Centerville, Ohio.
- On the second level of the facility is the Legends Club that opens to an extension of the Maravich Center concourse. It can hold approximately 500 people for pre-game and post-game functions.
- Other areas of the addition include a Media Interview Area, Men's Basketball Locker Room, Team Lounge, Training Room, Laundry Facility, Coach's Locker Room and storage areas.



The dressing room rotunda and this brilliant Tiger logo leads one into the LSU Lockerroom.



This wall spotlights LSU's eight SEC player of the year honorees.



First-team All-Americans from Sparky Wade in 1935 to Ben Simmons in 2016 are also highlighted in the walk down the hallway. New Pictures on this page of these things



Another mural spotlights LSU's three "NBA at 50" players -- Bob Pettit, Shaquille O'Neal and Pete Maravich.

# Maravich Center W-L Records

## LSU vs. SEC Opponents in the PMAC

Alabama – 27-21
Arkansas – 18-11
Auburn – 29-16
Florida – 26-11
Georgia – 24-13
Kentucky – 17-19
Ole Miss – 38-8
Mississippi State – 29-20
Missouri – 5-0
South Carolina – 8-6
Tennessee – 19-16
Texas A&M – 7-2
Vanderbilt – 22-12



## Non-Conference Opponents

UAB – 2-0	Maine – 1-0	Texas Southern – 2-0
Alcorn State – 3-0	Marquette – 1-0	Towson – 1-0
Arizona – 3-0	Marist – 2-0	Troy – 5-0
Arkansas State – 2-0	Maryland – 1-0	Tulane – 11-1
American – 1-0	Massachusetts – 1-0	U.S. International – 1-0
Ball State – 0-1	Maryland-Baltimore Co. – 2-0	Utah – 1-1
Belmont – 1-0	McNeese State – 23-0	Utah State – 1-0
Bethune-Cookman – 1-0	Mercer – 1-0	Villanova – 0-1
Boise State – 1-0	Memphis – 3-0	Virginia – 0-1
Boston University – 2-0	Michigan – 0-1	Wake Forest – 1-0
Bowling Green – 1-0	Middle Tennessee State – 1-0	Washington – 2-1
UC-Irvine – 1-0	Miss. Valley State – 2-0	Washington State – 2-0
UCLA – 0-1	Missouri State – 1-0	West Virginia – 0-1
UC-Santa Barbara – 1-0	Montana State – 2-0	Western Kentucky – 2-0
Cal State Fullerton – 1-0	Nevada-Las Vegas – 2-0	Wichita State – 0-2
Cal State Los Angeles – 1-0	Nevada-Reno – 1-0	Winthrop – 1-0
Campbell – 2-0	New Orleans – 8-2	Wofford – 1-0
Charleston – 2-0	Niagra – 1-0	Wright State – 1-0
Centenary – 6-0	Nicholls – 16-1	Wyoming – 1-0
Central Connecticut State – 1-0	Norfolk State – 1-0	Xavier – 1-1
Central Michigan – 1-0	North Carolina – 0-1	
Chapman – 1-0	North Carolina A&T – 2-0	
Cleveland State – 1-0	UNC-Wilmington – 4-0	
Coastal Carolina – 0-1	Northern Arizona – 2-0	
Colgate – 1-0	NC Central – 1-0	
Connecticut – 1-0	NC Greensboro – 1-0	
Coppin State – 0-1	Northern Iowa – 0-1	
Cornell – 2-0	North Florida – 3-0	
Delaware – 1-0	North Texas – 0-1	
Delaware State – 1-0	Northwestern State – 11-0	
DePaul – 1-1	Ohio State – 1-0	
Drake – 1-0	Oklahoma – 1-0	
Duke – 0-1	Oklahoma City – 1-0	
East Tennessee State – 0-1	Oral Roberts – 4-1	
Farleigh-Dickinson – 1-0	Oregon State – 1-0	
Fresno State – 1-0	Pacific – 1-0	
Furman – 1-0	Prairie View A&M – 3-0	
Gardner-Webb – 2-0	Radford – 0-1	
George Mason – 1-0	Rhode Island – 1-0	
Georgetown – 1-0	Rice – 2-0	
Georgia State – 1-0	Robert Morris – 1-0	
Georgia Tech – 1-0	St. Peter's – 2-0	
Grambling State – 4-0	St. Francis (PA) – 3-0	
Hardin-Simmons – 3-0	Samford – 3-2	
Houston – 6-2	Sam Houston State – 3-0	
Houston Baptist – 2-0	Savannah State – 1-0	
Iona – 1-0	Seton Hall – 1-0	
Illinois – 0-1	South Alabama – 2-1	
Incarinate Word – 1-0	Southeastern – 12-0	
Indiana State – 1-0	Southern-BR – 9-0	
Jackson State – 3-1	Southern-NO – 1-0	
Kansas – 0-1	Southern California – 1-0	
Kennesaw State – 1-0	Southern Mississippi – 5-0	
Lafayette – 1-0	Southwest Texas State – 1-0	
Lamar – 1-1	Stanford – 1-0	
Liberty – 1-0	Stephen F. Austin – 0-1	
Louisiana College – 1-0	UT-Chattanooga – 1-0	
Louisiana-Lafayette – 6-0	Tennessee-Martin – 5-0	
Louisiana-Monroe – 7-0	Tennessee State – 1-0	
Louisiana Tech – 2-1	Texas – 4-1	
Louisville – 0-1	Texas A&M CC – 1-0	
Loyola (Chicago) – 2-0	Texas Christian – 0-1	
Loyola (New Orleans) – 1-0	Texas-El Paso – 1-0	
Loyola Marymount – 2-0	Texas-Pan American – 3-0	
LSU-Shreveport (exh) – 1-0	Texas Tech – 1-0	

## Year-by-Year at Maravich Assembly Center

YEAR	GAMES	RECORD	SEC	NON-CONF.
1971-72	12	8-4	5-4	3-0
1972-73	12	8-4	5-4	3-0
1973-74	14	9-5	4-5	5-0
1974-75	12	6-6	4-5	2-1
1975-76	16	10-6	4-5	6-1
1976-77	16	11-5	5-4	6-1
1977-78	15	11-4	7-2	4-2
1978-79	14	13-1	8-1	5-0
1979-80	14	12-2	7-2	5-0
1980-81	15	15-0	9-0	6-0
1981-82	13	9-4	7-2	2-2
1982-83	15	11-4	6-3	5-1
1983-84	14	12-2	8-1	4-1
1984-85	15	13-2	8-1	5-1
1985-86	16	13-3	6-3	7-0
1986-87	16	10-6	5-4	5-2
1987-88	15	11-4	7-4	4-0
1988-89	16	11-5	7-2	4-3
1989-90	18	16-2	8-1	8-1
1990-91	16	15-1	8-1	7-0
1991-92	16	12-4	6-2	6-2
1992-93	17	15-2	6-2	9-0
1993-94	14	8-6	3-5	5-1
1994-95	16	9-7	3-5	6-2
1995-96	18	11-7	3-5	8-2
1996-97	15	9-6	3-5	6-1
1997-98	16	8-8	1-7	7-1
1998-99	16	12-4	4-4	8-0
1999-00	16	15-1	7-1	8-0
2000-01	16	9-7	1-7	8-0
2001-02	17	12-5	4-4	8-1
2002-03	18	16-2	6-2	10-0
2003-04	15	12-3	5-3	7-0
2004-05	15	14-1	8-0	6-1
2005-06	16	14-2	8-0	6-2
2006-07	18	14-4	5-3	9-1
2007-08	15	9-6	3-5	6-1
2008-09	21	19-2	7-1	12-1
2009-10	18	11-7	2-6	9-1
2010-11	18	8-10	1-7	7-3
2011-12	15	11-4	6-2	5-2
2012-13	17	14-3	6-3	8-0
2013-14	16	13-3	7-2	6-1
2014-15	17	13-4	5-4	8-0
2015-16	18	15-3	8-1	7-2
2016-17	16	8-8	1-8	7-0
2017-18	18	14-4	6-3	8-1
2018-19	17	15-2	7-2	8-0
2019-20	17	15-2	8-1	7-1
<b>TOTALS</b>	<b>776</b>	<b>579-197</b>	<b>268-154</b>	<b>311-43</b>
<b>49 YEARS</b>		<b>.746</b>	<b>.635</b>	<b>.878</b>



# Maravich Center Attendance

## Home Attendance at the PMAC

YEAR	GAMES	ATTENDANCE	AVERAGE
1971-72	12	93,876	7,823
1972-73	12	110,881	9,240
1973-74	14	144,105	10,293
1974-75	12	99,589	8,299
1975-76	16	124,362	7,773
1976-77	16	133,636	8,352
1977-78	15	148,423	9,895
1978-79	14	177,964	12,712
1979-80	14	175,339	12,524
1980-81	15	205,622	13,708
1981-82	13*	171,305	13,177
1982-83	15*	180,795	12,053
1983-84	14	177,596	12,685
1984-85	15	195,927	13,062
1985-86	16#	201,820	12,614
1986-87	16\$	165,182	10,324
1987-88	15@	174,414	11,628
1988-89	16	192,016	12,001
1989-90	18&	246,257	13,681
1990-91	16	214,473	13,404
1991-92	16	209,345	13,084
1992-93	17	193,632	11,390
1993-94	14	152,117	10,866
1994-95	16	172,888	10,806
1995-96	18	165,710	9,206
1996-97	15	111,722	7,448
1997-98	16	114,266	7,142
1998-99	16	123,941	7,746
1999-00	16	168,784	10,549
2000-01	16	129,709	8,106
2001-02	17*	145,078	8,534
2002-03	18	156,368	8,687
2003-04	15	140,321	9,355
2004-05	15	141,139	9,409
2005-06	16	151,499	9,469
2006-07	18	180,038	10,002
2007-08	15	128,469	8,565
2008-09	21	217,834	10,373
2009-10	18&	160,836	8,935
2010-11	18	128,749	7,153
2011-12	15	129,910	8,661
2012-13	17	130,105	7,653
2013-14	16	142,567	8,910
2014-15	17	151,249	8,897
2015-16	18	204,890	11,383
2016-17	16	112,307	7,091
2017-18	18*	162,533	9,030
2018-19	17	179,116	10,536
2019-20	17	171,294	10,076
<b>TOTALS</b>	<b>776</b>	<b>7,809,961</b>	<b>10,064</b>

\* - Includes one National Invitation Tournament post-season game

# - Includes two NCAA Tournament SE Regional games

\$ - Includes one Pre-Season NIT game

@ - Includes two SEC Tournament games

& - Includes two Pre-Season NIT games

## Top Paid Attendances In Current Seat Configuration (2006-present)\*

1.	13,997	Kentucky	Feb. 10, 2015
2.	13,882	Oklahoma	Jan. 30, 2016
3.	13,839	Xavier	Jan. 24, 2009
4.	13,610	Arkansas	Jan. 16, 2016
5.	13,600	Alabama	Jan. 13, 2018
6.	13,581	Tennessee	Feb. 23, 2019
7.	13,573	Kentucky	Jan. 5, 2016
8.	13,546	Vanderbilt	March 9, 2019
T9.	13,468	Florida	Feb. 27, 2016
T9.	13,468	Georgia	Jan. 25, 2006
10.	13,345	Florida	Feb. 24, 2009
11.	13,311	Arkansas	Feb. 2, 2019
12.	13,260	Kentucky	Feb. 18, 2020
13.	13,249	Vanderbilt	March 4, 2009
14.	13,123	Mississippi State	Feb. 6, 2016
15.	13,121	Connecticut	Jan. 6, 2007
16.	13,083	Kentucky	Feb. 6, 2010
17.	12,928	Texas A&M	Feb. 13, 2016
18.	12,698	Arkansas	Jan. 31, 2009
19.	12,507	Ole Miss	March 4, 2006
20.	12,401	Florida	Feb. 24, 2007

\*Note: Capacity after remodeling of seating area prior to the 2005-06 season dropped to 13,215.

## Top Paid Men's Basketball Attendances at Maravich Center (1972-2005)

	ATTENDANCE	OPPONENT	DATE
1.	15,694	Ole Miss	Feb. 25, 1981
2.	15,399	Ole Miss	Jan. 19, 1991
3.	15,242	Alabama	Jan. 21, 1989
4.	15,192	Kentucky	Jan. 19, 1981
5.	15,109	Vanderbilt	Jan. 2, 1991
6.	15,093	Auburn	Jan. 20, 1982
7.	14,987	Ole Miss	Feb. 1, 1989
8.	14,799	Ole Miss	Jan. 21, 1995
9.	14,687	Tennessee	Jan. 24, 1981
10.	14,568	Auburn	Jan. 15, 1979
11.	14,551	Kentucky	Feb. 11, 1978
11.	14,551	UCLA	Dec. 17, 1994
13.	14,486	Auburn	Feb 9, 2000
14.	14,460	McNeese State	Jan. 20, 1992
15.	14,449	Vanderbilt	Jan. 7, 1981



(Front Row) Blackie Banker, Wally Wells, Henry Young, Sparky Wade, Nolan Miller, Guy Ottwell, Milford McDonald, Mac Michael.

(Back Row) Judge Bryan, Bill Leathers, Shongaloo Lindsey, Sid Adger, Texas Bohannon, Red Beeson, Jack Harris, Ben Journeay, Buddy Blair.

**Winner American Legion Bowl - Atlantic City, N. J.  
National Championship Game vs. Pittsburgh  
Southeastern Conference Champions  
Coach Harry Rabenhorst • Record 14-1, 11-0**

# 1935

## NATIONAL CHAMPIONS

It was a different time and a different era. But in 1935, in the days before the NCAA Tournament and the National Invitation Tournament sprung to life and created true March Madness, there was a national championship being claimed on the hardwood at LSU.

Led by the school's first All-American, Sparky Wade, and Buddy Blair, the Tigers of 10th year head coach Harry Rabenhorst pulled off a feat that many people feel is the first magical moment of LSU basketball. The Tigers, after a 13-1 regular season and a co-championship in the Southeastern Conference (the best team in the South), went to Atlantic City and played the best team in the East, the Pittsburgh Panthers, and won.

They called Wade the "Little Giant from Jena," and he could make a basketball do almost anything. He was 5-6 and a smaller preview of what would come in the late 1960s with Pete Maravich.

In 1935, the Tigers had a very favorable schedule that saw them play only three of 14 games away from the comfort of the Gym-Armory. The road games weren't bad trips at all, even in those days. One was to Houston to face Rice and the other two were to New Orleans to face Tulane.

The only loss of the season was that game against Rice, 56-47. Wade jokingly said in later years of that game, "The Rice Gym was an old auditorium with one chandelier with twenty-five watt bulbs. You could not see your feet or the color of uniforms. Even the floor was unwaxed."

But that was the only time the Tigers stumbled. Ironically, there was no SEC Tournament that particular year so LSU and Kentucky would not meet in basketball that season. Kentucky, undefeated in the conference, had not lost to LSU in a hoops contest and wouldn't until 26 years later.

So LSU and Pittsburgh were invited to the



battle for the American Legion Bowl before some 5,000 at the Atlantic City Auditorium. LSU won by four, 41-37, but that tells so little of the story.

It was April 13, 1935. Doc Carlson's Panthers were 18-5 on the season. The Tigers started out very, very slow at a time when scoring points could be easily at a premium. The Tigers trailed 18-4 and still were down by nine, 26-17, at the half.

Gradually LSU rallied back. Buddy Blair made a long shot to give LSU a 35-33 lead. He then followed it with the next six points for the Tigers. Pittsburgh outscored LSU 17-16 in field goals, but LSU had a 9-3 advantage from the free throw line.

Blair led all scorers with 20 points, Shongaloo Lindsey added eight, Sparky Wade five, Jack Harris four and Arnold Bryan and Ben Journeay two apiece. While Wade's point total was down, his ball handling and court presence meant much to LSU's win.

The Advocate trumpeted the news the next day: "Louisiana State University, power

in the Southeastern Conference, came from far behind tonight to defeat the University of Pittsburgh, Eastern Conference champion, 41-37, in their intersectional basketball game."

"The Bayou Tigers from Baton Rouge, trailing 26-17 at the half, smothered Pittsburgh in the second half with their flashy passing and scored goal after goal from the field."

"Pittsburgh used a figure-eight offense," Buddy Blair once said. "We had not seen this before and it hindered us in the first half. In the second half, we got our fast break going and just about ran them crazy."

In the days before Bob Pettit arrived on campus, Harry Rabenhorst said in 1951 that Wade was head and shoulders the best player on campus. "We've had some great boys here at LSU. We've had some great ones, but Sparky Wade was the most spectacular and most colorful. He was a showman and probably the greatest dribbler in basketball. Sparky came to delight the fans. He never came up short on that count."

"I'm not as great as they say I am," Sparky once said. "I'm just a little fellow – five-eight if I stretch – but you know, basketball is the silliest game in the world. You have 10 guys and only one basketball, and if I have the ball, who can beat me?"

In 1935, only one team could beat the Tigers and powerful Pittsburgh couldn't stop a second half onslaught that led to a special moment in LSU basketball: a chance to claim a national championship.


In 1994, the remaining living members of the team were honored and a banner lowered from the Maravich Center to forever honor the accomplishments of this great team in Tiger basketball history.

In 2009, the widow of Sparky Wade and her family took part in LSU basketball's 100th anniversary celebration as Wade was named one of the 16 members of the LSU All-Century team.

Rudy Macklin



Tigers To the Top  
Now Fighting Tigers of LSU  
Dale Brown and the Tigers  
Win Cause They're A Team  
With Talent, Heart and Hustle  
They've captured All our  
Dreams  
The Purple and Gold Will Go  
The Philly Way  
LSU Will be The Champs of the  
NC-Double-A.  
-Tigers To the Top



HOWARD CARTER

# 1981 Final Four

## 40 years ago

The Tigers didn't win the NCAA title 40 years ago as the song written that season hoped, but the team took its fans on a magical ride to get "Silly in Philly" as LSU advanced to the NCAA Final Four for the first time since 1953.

Amazingly, a team which had its season defined by a long winning streak may have found the chemistry and ethic for success on the frozen tundra of Alaska at the Great Alaskan Shootout.

"We didn't play well, but it helped us find ourselves," said All-American Rudy Macklin.

The Tigers were beaten in the second game by Arkansas, and Coach Dale Brown left a strong, powerful message with his team in the dressing room.

"He said we just can't come out and expect to win automatically. I remember that. We were a top five team," Macklin said. "We just came out, and we just ran through the motions. We thought that because we were LSU, everybody was going to lay down and die. That didn't happen."

But after that loss, LSU wouldn't lose again until the final game of the regular season - a span of 26 games, including an amazing 17 straight in the league. Only a late loss at Kentucky in the regular season

finale stopped the Tigers, who easily won the SEC Championship with a then-unprecedented 17-1 record.

The Tigers were a tight-knit group off-the-court, and it showed on the court.

"We all hung together," said Leonard Mitchell, a freshman that year. "We had our own little nucleus. We had our own little family-thing going. When somebody was down, someone else picked up the slack."

Some 20 years ago, this team gathered for their 20-year reunion. Stories were shared with lots of laughter and tears. They reveled in each other's company and shed a tear for those who couldn't be with them anymore. Since then, others have left much too early as well.

The memories are still fresh in their mind of their time in the Superdome where they would go through the regional semis and finals with 30,000-plus of their wildest fans watching them take the LSU journey to the ultimate ride - all the way to Philadelphia.

When the great teams of LSU are remembered, the 1981 team is always at the top of the list. From an early lesson learned to the Final Four. From Alaska to Philly. Quite a ride.

### 1981 Final Four Tigers


**Coach Dale Brown**  
**Associate Coach Ron Abernathy**  
**Assistant Coach Rick Huckabag**  
**Assistant Coach Jordy Hultberg**  
**Trainer Dr. Martin Broussard**  
**Manager Stan Harris**

**Mark Alcorn**  
**J. Brian Bergeron**  
**Tyrone Black**  
**Howard Carter - All-Century Team**  
**Andy Campbell**  
**Greg Cook**  
**Joe Costello**  
**Matt England**  
**Johnny Jones**  
**Brian Kistler**  
**Durand "Rudy" Macklin - All-Century Team**  
**Ethan Martin - All-Century Team**  
**Leonard Mitchell - All-Decade Team**  
**Willie Sims**  
**John Tudor**






Ricky Blanton



Don Redden



John Williams

# 1986 Final Four

## 35 years ago

They are still after all these years an 11-seed to remember.

It was 35 years ago that the 1986 LSU Tigers became the Cinderella of all Cinderellas in the NCAA basketball tournament.

The Tigers, at the time, became the lowest seeded team to make it the Final Four at 11. This was a team that made it despite winning just eight of its last 19 games.

The 1981 team was supposed to be there. This team made it despite the longest of odds.

Now somewhere there is an old NCAA committee member laughing at the memory of the time that LSU barely made the tournament as an at-large selection and found itself playing in the Assembly Center against much higher ranked teams.

First-round opponent Purdue wasn't laughing. Especially when the Tigers won late in the night. The game went into double overtime with LSU playing in front a charged up arena full of Tiger fans, who had been revving up all day, waiting for their chance to yell for their team. A neutral site for an NCAA

Tournament? Not here. Not this year.

Then came an even unhappier Memphis team and how many thousands to this day claim to have been there for a miraculous shot heard throughout the college basketball world at the buzzer that gave LSU an 83-81 win.

"The shot was probably the defining moment of the tournament for us," said shot-maker Anthony Wilson. "I remember there was a mad scramble for the ball by several people. "Ricky (Blanton) and Don (Redden) also went after it. I happened to be the one to come up with it. I just let it go, and it happened to go in."

It was the time of the freak defense of Coach Dale Brown and the will to do what no one thought possible—no one but Coach Brown and his Tigers. It was things like a sophomore guard who would have to bulk up and play center that mattered. It was overcoming a chickenpox scare. It was a belief and a drive that Tiger fans watched and clung to with joy.

Those were the stories told when this group had its 20th reunion 15 years ago. It all came with plenty of memories of finally beating Kentucky after three losses earlier in the year to complete the dream of going to the NCAA Final Four.

"Never have I had a team that was so close-knit, and (the players) loved each other," said Brown. "This was just a feel-good team to be around."

[Editor's Note: You may note that the team chemistry proved important in all of LSU's Final Four moments.]

They had a run unmatched until 2006 when George Mason made it from the 11th seed as well. But no 11th seed would ever play on their home floor again. In fact, no one would again. It was never called the LSU rule, but it WAS the LSU rule.

Now 35-years later we can still remember one of the greatest runs in tournament history with great fondness. One all LSU fans were happy to have a part in thanks to a weekend of Deaf Dome Magic at the Assembly Center.

### 1986 Final Four Tigers

**Coach Dale Brown**  
**Associate Coach Ron Abernathy**  
**Assistant Coach Bo Bahnsen**  
**Assistant Coach Johnny Jones**


**Ricky Blanton - All-Century Team**  
**Oliver Brown**  
**Neboisha Bukumirovich**  
**Chris Carrier**  
**Ocie Conley**  
**Zoran Jovanovich**  
**Don Redden - All-Century Team**  
**Derrick Taylor - All-Decade Team**  
**Jose Vargas**  
**John Williams - All-Decade Team**  
**Anthony Wilson**  
**Edwin Wilson**  
**Nakita Wilson - All-Decade Team**  
**Bernard Woodside**



GLEN DAVIS



DARREL MITCHELL



GARRETT TEMPLE



# 2006 Final Four

## 15 years ago

The 2006 LSU team by the end of the group's amazing run had truly become Louisiana's team. A team that people looking to rebound from the devastation of two hurricanes could gather together and watch play and rejoice in their success.

How in the world did four guys from the Baton Rouge area, who played together and grew up together, wind up at the flagship university playing with a point guard from just down the road in St. Martinville?

Coach John Brady made it happen. With a loveable Big Baby, a defensive stopper carrying the name of the famous Temple family with a freshman named Mitchell, who would go on to become one of the greatest players in school history and, a shot blocking freshman named Thomas, who in one year left his mark on the program.

Throw in the "old man" of the team at point guard, Darrel Mitchell, and this Louisiana gumbo was smoking hot.

Has it really been 15 years since they took us all on their party bus to the Final Four?

This team's destiny seemed sealed after Hurricane Katrina

when the players saw their basketball arena turned into a triage center. The players volunteered their time and left different from when they entered.

"The whole experience made us stronger as people and made our friendship and camaraderie that much stronger," said Glen "Big Baby" Davis.

The Tigers won the Southeastern Conference title and went to Jacksonville, Fla., for the opening round of the tournament. Mitchell knew it was his last stand.

"This is it for me," he said. "I want to make sure I've done everything I can before I walk away."

It wasn't easy for sure as Iona led at halftime, but Brady asked his team at halftime if they really wanted to win the game and he got the answer he wanted as Davis and Mitchell got it going in the second half to advance to a second round game against Texas A&M.

The feeling this wasn't going to be a short ride came the next day in the press conference when the Tiger players turned the event inside out. As Randy Rosetta of The Advocate wrote: "Normally a

solemn-almost somber-part of the tournament process, the LSU news conference featured part comedy routine, part story-telling and all entertainment..."

LSU was ready for anyone and when Mitchell's three hit nothing but the net with 3.9 seconds to play against A&M, LSU was ready for No. 1 Duke in the regional semifinals. It was at that point fans saw Garrett Temple introduced to Duke's J.J. Redick. Temple's defense was the glue that propelled LSU to a regional final with Texas. There was no stopping LSU and this team with the confidence to do most anything hard, found the will to outlast the Longhorns in Atlanta.

The LSU band broke into Mardi Gras music, the Georgia Dome rocked and back home people were waiting at the PMAC to greet "their guys." This Louisiana team led by Louisiana players had the attention of the state and the basketball world.

The Final Four was obtainable for the first time in 20 years for LSU.

Louisiana was celebrating and for good reason, a lot of people were smiling.

### 2006 Final Four Tigers

**Coach Dale Brown**  
**Coach John Brady**  
**Associate Head Coach Butch Pierre**  
**Assistant Coach Nikita Johnson**  
**Assistant Coach John Treloar**  
**Administrative Asst. Scott Soprych**  
**Trainer Shawn Eddy**  
**Strength Coach Jeff Dillman**

**Manager Chris Heine**  
**Manager Jason Reed**  
**Manager Louis Ruffino**

**Glen Davis - All-Decade Team**  
**Alex Farrer**  
**David Fleshman**  
**Chris Johnson**  
**Darnell Lazare**  
**Dameon Mason**  
**Tack Minor**  
**Darrel Mitchell - All-Decade Team**  
**Tasmin Mitchell - All-Decade Team**  
**Magnum Rolle**  
**Garrett Temple**  
**Tyrus Thomas - All-Decade Team**  
**Ben Voogd**

# Final Four Legacy

Four NCAA Final Fours for LSU: 1953, 1981, 1986, 2006. All with different heroes and much different circumstances. LSU's first Final Four appearance came at the time when it wasn't a media event in the days before television. The second came at a time when the LSU program was at a zenith, winning 17-straight conference games. LSU's 1986 Final Four trip came when LSU fans least expected it, or even imagined it. LSU returned to the Final Four again in 2006, taking a conference championship season and moving through the tournament, upsetting the No. 1 team in the tournament and the country in the process. Here's a brief look at LSU's four NCAA Final Four appearances:



## 1953

**Record: 22-3, 13-0 in the SEC • Coach: Harry Rabenhorst**

The NCAA Tournament was enlarged to a whopping 22 teams in 1953, adding four new conference winners and two more at-large entries. LSU, led by junior Bob Pettit, went through the conference undefeated in a year when Kentucky was barred from fielding a team, and advanced to the Final Four in Kansas City by downing Lebanon Valley (89-76) and Holy Cross (81-73). The Tigers were unable to sustain the momentum in the national semifinals, losing to Indiana, 80-67.



## 1981

**Record: 31-5, 17-1 in the SEC • Coach: Dale Brown**

It has been over 30 years since LSU fans were "Silly in Philly" over LSU's trip to the Final Four. It was a year in which an LSU team, which featured Durand "Rudy" Macklin, Greg "Cookieman" Cook, Ethan Martin, Howard Carter, Leonard Mitchell and Willie Sims among others, would win 26 straight games, including the first 17 in the league to advance as high as No.2 in the nation. Coach Dale Brown got the draw he wanted in the tournament, a route that would take him to the Final Four through the Louisiana Superdome. With the majority of 30,000-plus fans on hand pulling for LSU, the Tigers beat Arkansas (72-56) and Wichita State (96-85) in the regional rounds to advance to the Final Four. But Macklin was hurt in the Wichita game and was less than 100 percent. Again Indiana would be the team to beat LSU in the national semifinals, 69-47.



## 1986

**Record: 26-12, 9-9 in the SEC • Coach: Dale Brown**

A season that started 14-0, had a chickenpox scare in the middle, and finished the regular season with eight losses in the last 13 games, still had much promise to it at the end. The Tigers, coming off an SEC Championship the year before, still showed enough to earn a spot in the NCAA Tournament field of 64. LSU was seeded 11th, but would get to play its first two games in the then LSU Assembly Center. The Tigers first beat Purdue in double-overtime, then used an Anthony Wilson buzzer beater to down Memphis. From there, it was a win over Georgia Tech and then Ricky Blanton, Don Redden, Wilson and Derrick Taylor pulled off the impossible, beating Kentucky in the regional finals after the Wildcats had won three previous meetings earlier in the year. LSU was at that time the lowest seed ever to make the NCAA Final Four, a mark that stood until 2006.



## 2006

**Record: 27-9, 14-2 in the SEC • Coach: John Brady**

The Tigers won the Southeastern Conference with a 14-2 record, extending an unbeaten string of SEC wins in the Maravich Assembly Center to 17 games dating back to March 2004. LSU was the fourth seed in the NCAA Tournament's Atlanta Regional and was sent to Jacksonville, Fla., to begin tournament play. After dispatching Iona in the first round, LSU's battle with Texas A&M would be the first of three-straight epic battles that LSU would face on the road to the Final Four. It would take a Darrel Mitchell three-pointer with less than five seconds to play to get LSU the Round of 16, with a 58-57 win over the Aggies. The Tigers advanced to the Atlanta Regional semifinals where LSU downed the tournament top seed and the nation's No. 1-ranked team, Duke, and then went on to knock off No. 9 Texas in overtime, 70-60, to bring LSU back to the Final Four for the first time in 20 years.





**LSU Head Basketball Coach  
1932-41; 1945-57**

**29 years  
Record: 340-264**

**1935 National Championship**

**1953 NCAA Final Four**

**1935, 1953, 1954 SEC  
Championships**

**LSU Head  
Baseball Coach  
1925-42; 1946-56**

**27 years  
Record: 220-226-3**

**1939; 1946 SEC Championships**

**Assistant Football Coach, LSU:  
1925-42**

**Assistant Athletic Director,  
LSU: 1947-67**

**Acting Athletic Director, LSU:  
1968**

**Member, Helms Athletic  
Foundation Hall of Fame**

**Member, Louisiana Association  
of Basketball Coaches Hall of  
Fame**

**Member, Louisiana Sports  
Writers Association Hall of  
Fame**

**LSU Athletic Hall of Fame  
Inductee • Class of 2009**

# Harry Rabenhorst

Before there was Dale Brown, there was Harry Rabenhorst. In an era when college basketball wasn't big news and when cable didn't send hundreds of games all across the country, Rabenhorst laid the foundation for those that would follow him in the LSU job.

Like Maravich with Pete, like Dale with Rudy, Chris and Shaq, Rabenhorst coached two of the legends of the game: Sparky Wade and Bob Pettit. Like Brown, he took his team to a Final Four in the days before anyone realized what a major event the NCAA Tournament was. But unlike any other LSU coach, Rabenhorst laid claim to a national championship, mythical though it may have been. It was a year to remember for Rabenhorst, but it was a long way from the end of his career.

The Baton Rouge native, however, came to LSU holding a record of a much different kind. He was a star athlete at Wake Forest in the years following World War I and holds the world record for the single longest punt of 110 yards.

After serving in the U.S. Army in World War I, Rabenhorst began his career in coaching in 1921 at Greensboro High School in Greensboro, N.C. After that, he moved to New Mexico Military Academy where he coached for three seasons before moving back to Baton Rouge and the start of a long and dedicated lifetime of service to LSU.

In any capacity he served, he showed the same gracious understanding of the individual and devotion to duty that have set him apart from the ordinary.

He was a walking encyclopedia of LSU athletics and could recall in a moment the big game, the big play and the individual star of almost every athletic success enjoyed by the Tigers during his tenure.

Few men alive in college athletics numbered among their close personal friends the great and near great personalities who dominated the athletic scene for much of the first 60 years of the 20th century. His list of associates reads like a "Who's Who" of American Collegiate Athletics, names that capture the imagination of sports fans and historians everywhere -- Knute Rockne, Amos Alonzo Stagg, Pop Warner, Fielding Yost, Wallace Wade, Adolph Rupp -- and many more.

Rabenhorst's career at LSU meant more than victories and championships. A popular and respected coach and administrator, he brought LSU distinction with his long and brilliant service and developed athletes who became outstanding students, and later outstanding citizens.



Harry Rabenhorst was a competitor. He was also a gentleman. He proved that you can be both and be successful.

When Coach Rabenhorst passed away in March, 1972, at the age of 73, then athletic director Carl Maddox said, "Coach Raby was revered and respected nationally by the many who came to know him in the world of intercollegiate athletics -- but more significant is the esteem and the love he earned from the men who played for him."

"I always enjoyed competing with him," said Adolph Rupp. "He was a great credit to the game. He developed some of LSU's outstanding players and teams."

He is still revered today by many and joined just the second class of administrators and coaches inducted into the LSU Athletic Hall of Fame in 2009.

Coach Raby was a man for all seasons and still to this day remains one of the league's all-time winningest basketball coaches. Those who played for him, loved him. Those who knew him, respected him. There's not much better can be said.

# Dale Brown



**LSU Head Basketball Coach  
1972-97**

**25 years  
Record: 448-301**

**1981, 1986  
Final Four**

**1979, 1981, 1986, 1991  
SEC Championships**

**1980  
SEC Tournament Championship**

**1973, 1979, 1981, 1989  
SEC Coach of the Year**

**1981  
National Coach  
of the Year**

**Member, National Collegiate  
Basketball Hall of Fame,  
Inducted 2014**

**Member, La. Sports Writers  
Association Hall of Fame**

**2004 Living Legend for LSU at  
the SEC Tournament**

**Member, LSU Athletic Hall of  
Fame, Inducted 2013**

“...one of the true statesmen  
of college basketball.”

- Former Temple Coach John Chaney

When he arrived from Washington State via Minot, N. D., there weren't that many basketball fans in the state of Louisiana who knew who Dale Brown was. When he retired after the 1996-97 season, you would have been hard pressed to find a college basketball fan in the country who didn't have some inkling about who Dale Brown was and what he stood for.

When Brown arrived in Baton Rouge in March, 1972, he arrived with a dream that was perceived by many who knew the LSU basketball program as impossible. The dream was to make basketball important in football-crazy Tiger country. When Brown was introduced as the Tiger coach, LSU fans were still remembering the Pete Maravich era. Final Fours? Rudy Macklin? Chris Jackson? Shaq? All a dream. In those years, fans had to be convinced to come to the new arena known as the LSU Assembly Center.

Brown traveled from one end of the state to the other telling all who would listen about the future of LSU basketball. Some thought him foolish. Others questioned his statements. But none who saw or heard him criticized his effort and his tireless energy.

His first LSU team shocked the basketball world by knocking off third-ranked Memphis State in Brown's home opener in December, 1972. The Hustlers, as they were dubbed, gave the competition fits all season long. They won 14 games, finished 9-9 in the SEC and drew praise from all around the country for their determination. For his achievements with a team picked last in the league, Brown was named SEC Coach of the Year, the first of four such honors he would receive.

Starting with the 1976-77 season, the Tigers increased their victory total every year for the next six seasons. The streak was highlighted by a 31-5 record in 1980-81 (the most wins in a season in LSU history) and the first of Brown's two trips to the Final Four. For his success that season Brown was honored as the 1981 National Coach of the Year.

Even more impressive was his second trip to the Final Four in 1985-86 when his Tigers were the lowest seeded team ever to make it to the Final Four after knocking off teams seeded first, second and third in the region (the only team ever to accomplish that feat on the road to the Final Four).

The Tigers won four SEC titles under Brown and only Adolph Rupp and Joe B. Hall at Kentucky won more SEC titles. His 448-301 record with 238 wins in regular season SEC play, put him second behind only Rupp in wins in the league. He was only the third SEC coach to coach 25 years as a head coach in the league.

Brown was part of 38.5 percent of LSU's 1,164 total victories in the first 89 seasons of basketball. Also, no coach in LSU history coached more consecutive games -- 749.

In 1990, Brown was the winning coach, capturing the Gold Medal for the South in the



Olympic Festival in Minneapolis.

Brown was born in 1935 in Minot, a small railroad town in the northwest corner of North Dakota. In high school, he was the leading scorer in both football and basketball at St. Leo's of Minot. As a senior, he was the state scoring leader in basketball with a state record scoring average. He also set a school record in the 440-yard dash.

Brown earned 12 letters in basketball, football and track at Minot State University, making him the school's only athlete to achieve that goal.

John Chaney of Temple called Brown, “. . . one of the true statesmen of college basketball. His contributions to the game and society have impacted many. He is an outstanding coach and an outstanding person.”

Legendary coach John Wooden of UCLA said: “I will always remember Dale for his enthusiasm. There are those who say he is a put-on -- they just can't believe that he can be what he professes. But I never questioned that. He amazed me because there is a lot more depth to the man. He was much more than a basketball coach.”

At halftime of the Kentucky game in February 2004, athletics director Skip Bertman and the LSU basketball program honored Coach Brown with a banner in his honor to permanently hang from the rafters of the Maravich Assembly Center.

In March, 2012, the United States Basketball Writers Association at its annual breakfast at the NCAA Final Four weekend in New Orleans, honored Coach Brown and his two Final Four teams.

The honors have continued to come for Coach Brown as in September 2013, he was formally inducted under the coach/administrators category of the LSU Athletic Hall of Fame and in November 2014 he and star player Shaquille O'Neal were inducted into the National Collegiate Basketball Hall of Fame in Kansas City.



## Final Four Coaches



**LSU Head Basketball Coach  
1997-2008**

**11 years  
Record 192-139**

**2006  
NCAA Final Four**

**2000, 2005, 2006  
SEC Western Division  
Champions**

**2000, 2006  
SEC Champions**

**2000, 2006  
SEC Coach of the Year**

# John Brady

John Brady's tenure of nearly 11 seasons as the LSU basketball coach can be looked at in many different ways. But his tenure is an important part of the history of the program as he was able to win division and league champions, develop players that captured top league honors on a regular basis and take his team to post-season play. In 2006, he joined Harry Rabenhorst and Dale Brown as the only LSU coaches to take teams to the NCAA Final Four.

Brady was able to take the LSU program and remake it a couple of times during his tenure to go to the NCAA Sweet 16 in 2000 and to the pinnacle of college basketball in 2006, the school's first NCAA Final Four in 20 years. Along the way he won the school's first-ever division titles and won the first outright SEC title in 21 years.

Coach Brady arrived following in the unenviable position of taking over the program after Coach Dale Brown's 25 years. However, Brady arrived with a plan, and while his early teams were undermanned, undersized and underdogs, the team played hard and gave the best of teams problems. But it was the little things that kept them from getting many wins.

Brady's teams would win two SEC titles, three division crowns and at one point had six-consecutive winning seasons, the fourth longest streak of consecutive years with a positive overall record in the program's history.

In 2000, the Tigers advanced to the Sweet 16 as part of a 28-win season, the second-most wins in school history. In 2005, LSU captured the Western Division title and came back the next year for a special season Tiger

fans will always remember.

LSU won 14-of-16 conference games in 2006 to win the title. The Tigers had success in the NCAA Tournament, defeating No. 1 Duke and No. 9 Texas to win the regional title comprised mainly with a lineup of homegrown athletes from the city and the state of Louisiana.

The win over Duke marked the second time that Brady's Tigers defeated a standing No. 1 team as the Tigers also defeated No. 1 Arizona, 66-65, in December 2002 at the Maravich Center, only the second time No. 1 had gone down in the building.

A major part of the success of the LSU program at that time was player development. John Brady coached the SEC Player of the Year three times (Stromile Swift in 2000, Brandon Bass in 2005 and Glen Davis in 2006). He had the SEC Freshman of the Year four times (Torriss Bright in 2000, Brandon Bass in 2004, Glen Davis in 2005, Tyrus Thomas in 2006).

Brady, who ended his career as the third winningest and the third-longest tenured coach in Tiger history, came to LSU after five years at Samford as head coach. Prior to that he served successful stints at Mississippi State and UNO as an assistant coach.

After his LSU days, he coached for eight years at Arkansas State before retiring from coaching following the 2016 season with 402 career wins. He currently is the analyst for the LSU Sports Radio Network.



# Coaches of the SEC Era



**Harry Rabenhorst**  
1925-42; 45-57  
29 Seasons  
Record: 340-264



**Dale Morey**  
1942-44  
2 Seasons  
Record: 28-19



**Jess Fotherree**  
1944-45  
1 Season  
Record: 11-7



**A.L. Swanson**  
1944-45  
1 Season  
Record: 4-2



**Jay McCreary**  
1957-65  
8 Seasons  
Record: 82-115



**Frank Truitt**  
1965-66  
1 Season  
Record: 6-20



**Press Maravich**  
1966-72  
6 Seasons  
Record: 76-86



**Dale Brown**  
1972-97  
25 Seasons  
Record: 448-301



**John Brady**  
1997-2008  
11 seasons  
Record: 192-139



**Butch Pierre**  
2007-08  
1 season  
Record: 5-5



**Trent Johnson**  
2008-12  
4 seasons  
Record: 67-64



**Johnny Jones**  
2012-2017  
5 seasons  
Record: 90-72



**Will Wade**  
2018-Present  
3 seasons  
Record: 64-30



Dale Brown



Press Maravich



John Brady

# All-Time Coaches Record

## By Chronological Order

YEARS	COACH (ALMA MATER)	SEASONS	GAMES	W-L	PCT.
1908-09	E. R. Wingard (Susquehanna)	1	7	5-2	.714
1909-11	J. W. Mayhew (Brown)	2	15	11-4	.733
1911-13	F. M. Long (Oklahoma)	2	15	6-9	.400
1913-18; 19-20	Dr. C. C. Stroud (Tufts)	6	103	82-21	.796
1918-19	R. E. Edmonds (LSU)	1	1	1-0	1.000
1920-21	Branch Bocoock (Georgetown)	1	23	19-4	.826
1921-23	Frank "Tad" Gormley (Loyola)	2	36	25-11	.694
1923-24	"Moon" Ducote (Auburn)	1	20	8-12	.400
1924-25	H. E. "Gob" Wilson (Michigan)	1	17	10-7	.588
1925-42; 46-57	Harry Rabenhorst (Wake Forest)	29	604	340-264	.563
1942-44	Dale Morey (LSU)	2	47	28-19	.596
1944-45	Jess Fatherree (LSU)	1	18	11-7	.611
1944-45	*A. L. Swanson (LSU)	1	6	4-2	.667
1957-65	Jay McCreary (Indiana)	8	197	82-115	.416
1965-66	Frank Truitt (Otterbein)	1	26	6-20	.231
1966-72	Press Maravich (Davis-Elkins)	6	162	76-86	.469
1972-97	Dale Brown (Minot St.)	25	749	448-301	.598
1997-98	John Brady (Belhaven)	11	331	192-139	.566
2007-08	*Butch Pierre (Mississippi State)	1	10	5-5	.500
2008-12	Trent Johnson (Boise State)	4	131	67-64	.511
2012-17	Johnny Jones (LSU)	5	162	90-72	.555
2017-	**Will Wade (Clemson)	3	94	64-30	.681
<b>1908-2020</b>	<b>22 coaches</b>	<b>112</b>	<b>2779</b>	<b>1583-1196</b>	<b>.570</b>

\*\*Tony Benford coached the last five games of the 2018-19 season as the interim head coach with a 3-2 record.

\* Fatherree left LSU to join the U. S. Army with five games plus the tournament remaining in the 1944-45 season. Swanson replaced him for the balance of the year. Butch Pierre replaced John Brady who was relieved of his coaching duties with 10 games remaining in the 2008 season.

## By Wins

COACH	SEASONS	GAMES	W-L	PCT.
Dale Brown	25	749	448-301	.598
Harry Rabenhorst	29	604	340-264	.563
John Brady	11	331	192-139	.566
Johnny Jones	5	162	90-72	.555
Dr. C. C. Stroud	6	103	82-21	.796
Jay McCreary	8	197	82-115	.416
Press Maravich	6	162	76-86	.469
Trent Johnson	4	131	67-64	.511
<b>Will Wade</b>	<b>3</b>	<b>94</b>	<b>64-30</b>	<b>.681</b>
Dale Morey	2	47	28-19	.596
Frank "Tad" Gormley	2	36	25-11	.694
Branch Bocoock	1	23	19-4	.826
J. W. Mayhew	2	15	11-4	.733
Jess Fatherree	1	18	11-7	.611
H. E. "Gob" Wilson	1	17	10-7	.588
"Moon" Ducote	1	20	8-12	.400
F. M. Long	2	15	6-9	.400
Frank Truitt	1	26	6-20	.231
E. R. Wingard	1	7	5-2	.714
Butch Pierre	1	10	5-5	.500
A. L. Swanson	1	6	4-2	.667
R. E. Edmonds	1	1	1-0	1.000

# All-Time Assistant Coaches

Don Chaney -- 1950s  
 Don Kennard -- 1958-61  
 Buddy Bonnette -- 1961-62  
 Greg Bernbrock -- 1964-72  
 Jay McCreary -- 1965-72  
 Jeff Tribbett -- 1971-72  
 Jack Schalow -- 1972-74  
 Homer Drew -- 1972-75  
 Clarence Christenson -- 1972-75  
 Art Tollis -- 1974-81  
 Bob Stinnett -- 1975-77  
 Ron Abernathy -- 1976-91  
 Rick Huckabay -- 1978-83  
 Jordy Hultberg -- 1980-83  
 Tex Winter -- 1983-85  
 Gary Duhe -- 1983-85  
 Bo Bahnsen -- 1983-87

Johnny Jones -- 1984-97  
 Craig Carse -- 1987-94  
 Joe Johnson -- 1987-88  
 Jim Childers -- 1988-96  
 Bob Starkey -- 1991-98  
 Ari Fisher -- 1993-96  
 Bob Boyd -- 1996-97  
 Ricky Blanton -- 1996-97  
 Kermit Davis, Jr. -- 1997-02  
 Butch Pierre -- 1997-08  
 Scott Osborne -- 1998-00  
 Donnie Tyndall -- 1997-01  
 Mike Giorlando -- 2001-04  
 Rickey Broussard -- 2002-04  
 Larry Cordaro -- 2002-04  
 Nikita Johnson -- 2004-07  
 Scott Soprych -- 2004-07

John Treloar -- 2004-08  
 Chad Dollar -- 2007-08  
 Jeff Clapacs -- 2007-08  
 Keith Richard -- 2008-10  
 Chris Bobel -- 2008-10  
 Lynn Nance -- 2010-11  
 Donny Guerinoni -- 2008-12  
 Brent Scott -- 2008-12  
 Nick Robinson -- 2009-12  
 Korey McCray -- 2013-14  
 Tom Kelsey -- 2012-15  
 Eric Musselman -- 2014-15  
 David Patrick -- 2012-16  
 Al Pinkins -- 2015-16  
 Zach Kendrick -- 2011-17  
 Charlie Leonard -- 2012-17  
 Brendan Suhr -- 2015-17

Robert Kirby -- 12-13; 2016-17  
 Randy Livingston -- 2016-17  
 Tony Benford -- 2017-19  
 Brian Merritt -- 2017-19  
 Alex Wharton -- 2017-19  
 Greg Heiar -- 2017-2020  
 Brittany Carvalho -- 2010-Present  
 Bill Armstrong -- 2017-present  
 Nelson Hernandez -- 2017-present  
 LeBrent Walker -- 2018-present  
 Tasmin Mitchell -- 2019-present  
 Kevin Nickelberry -- 2019-present  
 Tyrone Green -- 2019-present  
 Vernon Hamilton -- 2020-present

\* - Assistant Coaches Roster at LSU (including where available graduate assistants, administrative assistants/director of operations, video coordinators).



# Championship

## BASKETBALL

MEN'S BASKETBALL



NATIONAL CHAMPIONS

1935

LSU



MEN'S BASKETBALL



FINAL FOUR

1953

LSU

MEN'S BASKETBALL



FINAL FOUR

1981

LSU

MEN'S BASKETBALL



FINAL FOUR

1986

LSU

MEN'S BASKETBALL



FINAL FOUR

2006

LSU

MEN'S BASKETBALL

NCAA TOURNAMENT APPEARANCES

1953 1954 1979  
1980 1981 1984  
1985 1986 1987  
1988 1989 1990  
1991 1992 1993  
2000 2003 2005

LSU

MEN'S BASKETBALL

NCAA TOURNAMENT APPEARANCES

2006 2009 2015

LSU

MEN'S BASKETBALL



TOURNAMENT CHAMPIONS

1980

LSU

MEN'S BASKETBALL



CHAMPIONS

1935 1953 1954  
1979 1981 1985  
1991 2000 2006

LSU

MEN'S BASKETBALL



CHAMPIONS

2009 2019

LSU




# Championship Basketball



**Shaquille O'Neal**  
 1991 National Player of the Year  
 National Collegiate Basketball HOF  
 Naismith Memorial Basketball HOF



**Dale Brown**  
 1981 National Coach of the Year  
 National Collegiate Basketball HOF



**Pete Maravich**  
 1969 • 1970 National Player of the Year  
 National Collegiate Basketball HOF  
 Naismith Memorial Basketball HOF



**Bob Pettit**  
 National Collegiate Basketball HOF  
 Naismith Memorial Basketball HOF



**Joe Dean, Sr.**  
 National Collegiate Basketball HOF



**Tex Winter**  
 National Collegiate Basketball HOF  
 Naismith Memorial Basketball HOF

**65**  
 First-Team All-SEC Selections

**73**  
 Academic All-SEC Honors

**12**  
 SEC Player of the Year Honors

**9**  
 First-Team All-Americans

**30**  
 Postseason Appearances

**4**  
 NCAA Final Four Appearances

**1**  
 NIT Semifinals Appearance

**1**  
 National Title (Amer. Legion Bowl)

**11**  
 SEC Championships

**15**  
 NBA First-Round Draft Picks

**2**  
 NBA No. 1 Pick

**2**  
 NBA No. 2 Picks

**2**  
 NBA No. 3 Picks

**3**  
 Members of NBA at 50 Team

**2**  
 College National Players of Year

**1**  
 College National Freshman of the Year

**4**  
 Naismith Hall of Fame Members

**6**  
 Collegiate Basketball Hall of Fame Members

# Championship Teams



## 1934-35 LSU Fighting Tigers

14-1, 11-0 • Winner American Legion Bowl - Atlantic City, N. J.  
SEC Champions • Coach Harry Rabenhorst

(Front Row) Blackie Banker, Wally Wells, Henry Young, Sparky Wade, Nolan Miller, Guy Ottwell, Milford McDonald, Mac Michael. (Back Row) Judge Bryan, Bill Leathers, Shongaloo Lindsey, Sid Adger, Texas Bo Bohannon, Red Beeson, Jack Harris, Ben Journeay, Buddy Blair.



## 1978-79 LSU Fighting Tigers

23-6 • SEC Champions  
Coach Dale Brown

(Front Row) Gus Rudolph, Walter Campbell, Al Green, Ernie Brown, Coach Dale Brown, Jordy Hultberg, Willie Sims, J. Brian Bergeron, Ethan Martin. (Back Row) Assistant Coach Ron Abernathy, Duane DeArmond, Lionel Green, Andy Campbell, Rick Mattick, Greg Cook, Durand Macklin, Joe Costello, Assistant Coach Art Tollis.



## 1952-53 LSU Fighting Tigers

22-3 • SEC Champions • NCAA Final Four  
Coach Harry Rabenhorst

(Front Row) Don Loughmiller, Darrell Schultz, Benny McArdle, Norman Magee, Charley Robert. (Middle Row) Coach Harry Rabenhorst, Bill Lee, Leslie Jones, Don Belcher, Kenny Bridges, Assistant Coach John Chaney. (Back Row) Manager Fred Poerschke, James McNeilly, Bob Freshley, Bob Pettit, Ned Clark, P. Brayman.



## 1979-80 LSU Fighting Tigers

26-6 • SEC Tournament Champions  
Coach Dale Brown

(Front Row) Durand Macklin, Tyrone Black, Greg Cook, Andy Campbell, Rick Mattick, DeWayne Scales, Gus Rudolph. (Back Row) J. Brian Bergeron, Jordy Hultberg, Willie Sims, Duane DeArmond, Howard Carter, Mark Alcorn, Ethan Martin.



## 1953-54 LSU Fighting Tigers

20-5 • SEC Champions  
Coach Harry Rabenhorst

(Front Row) Coach Harry Rabenhorst, Jim McNeilly, Ned Clark, Bob Pettit, Bob Freshley, Bill Lee, Assistant Coach John Chaney. (Middle Row) Don Sebastian, Paul Zinser, Norman Magee, Benny McArdle, Don Loughmiller, Manager Fred Poerschke. (Back Row) Les Jones, Roger Sigler, Dick Holt, Troy Rushing, Don Belcher.



## 1980-81 LSU Fighting Tigers

31-5 • Most Wins in LSU History  
SEC Champions • NCAA Final Four • Coach Dale Brown

(Front Row) J. Brian Bergeron, Ethan Martin, Willie Sims, Johnny Jones, Matt England, Mark Alcorn, Brian Kistler. (Back Row) Manager Stan Harris, Assistant Coach Jordy Hultberg, Assistant Coach Rick Huckabay, Howard Carter, Joe Costello, Tyrone Black, Andy Campbell, Greg Cook, Leonard Mitchell, Durand Macklin, John Tudor, Head Coach Dale Brown, Assistant Coach Ron Abernathy, Trainer Dr. Martin J. Broussard



# Championship Teams



## 1984-85 LSU Fighting Tigers

19-10 • SEC Champions  
Coach Dale Brown


(Front Row) Don Redden, Oliver Brown, Ocie Conley, Derrick Taylor, Dennis Brown, Anthony Wilson, Neboisha Bukumirovich. (Back Row) Ricky Blanton, Jose Vargas, Damon Vance, Zoran Jovanovich, Jerry Reynolds, Nikita Wilson, John Williams.



## 1990-91 LSU Fighting Tigers

20-10 • SEC Champions  
Coach Dale Brown

(Front Row) Mike Hansen, Danny Moscovitz, Vernel Singleton, Shawn Griggs, John Picou, T.J. Pugh, (Back Row) Administrative Assistant Jim Childers, Supervisor of Athletic Training Dr. Marty Broussard, Assistant Coach Johnny Jones, Lenear Burns, Harold Boudreaux, Geert Hammink, Shaquille O'Neal, Richard Krajewski, Wayne Sims, Assistant Coach Craig Carse, Head Coach Dale Brown.



## 1999-00 LSU Fighting Tigers

28-6 • SEC Champions • NCAA Sweet Sixteen  
Coach John Brady

(Front Row) Assoc. Coach Kermit Davis, Brandon Landry, Brian Green, Torris Bright, Head Coach John Brady, Jack Warner, Jeremy Comeaux, Jermaine Williams, Asst. Coach Butch Pierre; (Second Row) Admin. Asst. Scott Osborne, Trainer Drew Shea, Ronald Dupree, Brian Beshara, Brad Bridgewater, Jabari Smith, Stromile Swift, Collis Temple III, Lamont Roland, Asst. Coach Donnie Tyndall, Strength Coach Nick Buchholz.



## 2005-06 LSU Fighting Tigers

27-9 • SEC Champions • NCAA Final Four  
Coach John Brady

Front Row (L-R): Academic Advisor Tommy Powell, Glen Davis, Dameon Mason, Tasmin Mitchell, David Fleshman, Tack Minor, Head Coach John Brady, Darrel Mitchell, Ben Voogd, Alex Farrer, Garrett Temple, Darnell Lazare, Manager Jason Reed. Back Row (L-R): Trainer Shawn Eddy, Strength and Conditioning Coach Jeff Dillman, Assistant Coach John Treloar, Associate Head Coach Butch Pierre, Tyrus Thomas, Magnum Rolle, Chris Johnson, Kentrell Gransberry, Assistant Coach Nikita Johnson, Administrative Assistant Scott Soprych, Manager Chris Heine, Manager Louis Ruffino.



## 2008-09 LSU Fighting Tigers

28-7 • SEC Champions  
Coach Trent Johnson


Front Row (L-R): Director of Operations Chris Bobel, Assistant Coach Keith Richard, Head Coach Trent Johnson, Assistant Coach Donny Guerinoni, Assistant Coach Brent Scott, Strength Coach Juan Pablo Reggiaro, Trainer Shawn Eddy. Back Row (L-R): Zach Kinsley, Tasmin Mitchell, Bo Spencer, Garrett Green, Alex Farrer, Chris Johnson, Garrett Temple, Dennis Harris, Terry Martin, Quintin, Thornton, Marcus Thornton, Storm Warren, Chris Bass, Delwan Graham.



## 2018-19 LSU Fighting Tigers

28-7 • SEC Champions • NCAA Sweet Sixteen  
Coach Will Wade

(Front Row) Javonte Smart, Danya Kingsby, Tremont Waters, Daryl Edwards, Marshall Graves, Will Reese. (Back Row) Marlon Taylor, Aundre Hyatt, Darius Days, Courtese Cooper, Skylar Mays, Emmitt Williams, Kavell Bigby-Williams, Naz Reid



**Ben Simmons (76ers)**



**Garrett Temple (Nets)**



**Naz Reid (Timberwolves)**

## NBA TIGERS BY FRANCHISE

### EASTERN CONFERENCE

#### Atlanta Hawks

Frank Brian	1950-51
Bob Pettit	1954-65
Pete Maravich	1970-74
Rudy Macklin	1981-83
Randy Livingston	1997-98

#### Boston Celtics

Pete Maravich	1980-81
Glen Davis	2007-11
Shaquille O'Neal	2010-11
Chris Johnson	2010-11
Brandon Bass	2011-15
Marcus Thornton	2014-15
Jordan Mickey	2015-17
Tremont Waters	2019-

#### Brooklyn Nets

Jabari Smith	2004-06
Stromile Swift	2008-09
Marcus Thornton	2013-14
Justin Hamilton	2016-17
Garrett Temple	2019-

#### Charlotte Hornets

Garrett Temple	2010-11
Tyrus Thomas	2010-13
Justin Hamilton	2013-14
Johnny O'Bryant III	2017-18

#### Chicago Bulls

Glenn Hansen	1976-77
Ricky Blanton	1992-93
Ronald Dupree	2003-04
Randy Livingston	2005-06
Tyrus Thomas	2006-10
Anthony Randolph	2013-14
Antonio Blakeney	2017-19

#### Cleveland Cavaliers

Kenny Higgs	1978-79
Shaquille O'Neal	2009-10

#### Detroit Pistons

Frank Brian	1951-56
Ronald Dupree	2006-07

#### Indiana Pacers

John Williams	1994-95
---------------	---------

#### Miami Heat

Shaquille O'Neal	2004-08
Justin Hamilton	2014-15
Jordan Mickey	2017-18

#### Milwaukee Bucks

Jerry Reynolds	1985-88,
	1995-96
Garrett Temple	2010-11

Johnny O'Bryant III	2014-16
---------------------	---------

#### New York Knicks

DeWayne Scales	1980-82
Rudy Macklin	1982-83
Anthony Randolph	2010-11

#### Orlando Magic

Jerry Reynolds	1989-93
Stanley Roberts	1991-92
Shaquille O'Neal	1992-96
Geert Hammink	1994-95
Brandon Bass	2009-11
Anthony Randolph	2013-14
Jarell Martin	2018-19

#### Philadelphia 76ers

Stanley Roberts	1998-99
Jabari Smith	2001-02
Ben Simmons	2017-

#### Toronto Raptors

Ronald Dupree	2010-11
---------------	---------

#### Washington Wizards

DeWayne Scales	1983-84
John Williams	1986-91
Garrett Temple	2012-16
Marcus Thornton	2016-17

### WESTERN CONFERENCE

#### Dallas Mavericks

Howard Carter	1984-85
Brandon Bass	2007-09

#### Denver Nuggets

Kenny Higgs	1980-82
Howard Cater	1983-84
Mahmoud Abdul Rauf	1990-96
Anthony Randolph	2012-14
Johnny O'Bryant III	2016-17

#### Golden State Warriors

Geert Hammink	1993-96
Randy Livingston	1999-00
Anthony Randolph	2008-10

#### Houston Rockets

Randy Livingston	1996-97
Stanley Roberts	1998-99
Stromile Swift	2005-06
Garrett Temple	2009-10
Marcus Thornton	2015-16
Tim Quarterman	2017-18

#### Los Angeles Clippers

John Williams	1992-94
Stanley Roberts	1992-97
Randy Livingston	2003-04
Glen Davis	2013-14

Brandon Bass	2016-17
Garrett Temple	2018-19

#### Los Angeles Lakers

Shaquille O'Neal	1996-04
Maurice Carter	2003-04
Brandon Bass	2015-16

#### Memphis Grizzlies

Mahmoud Abdul Rauf	2000-01
Stromile Swift	2000-05,
	2006-08
Tyrus Thomas	2014-15
Jarell Martin	2015-18
Garrett Temple	2018-19

#### Minnesota Timberwolves

Stanley Roberts	1997-98
Ronald Dupree	2005-06
Anthony Randolph	2011-12
Chris Johnson	2013
Justin Hamilton	2015
Naz Reid	2019-

#### New Orleans Pelicans

Randy Livingston	2002-03
Maurice Carter	2003-04
Brandon Bass	2005-07
Marcus Thornton	2009-11
Chris Johnson	2011-12

#### Oklahoma City Thunder

Jerry Reynolds	1998-89
Randy Livingston	2001-02,
	2006-07
Ronald Dupree	2007-08

#### Portland Trail Blazers

Tim Quarterman	2016-17
----------------	---------

#### Phoenix Suns

Randy Livingston	1999-00
Josh Gray	2017-18

#### Sacramento Kings

Glenn Hansen	1975-78
Mahmoud Abdul Rauf	1996-98
Jabari Smith	2000-02,
	2003-04
Garrett Temple	2009-10
Marcus Thornton	2011-14
Garrett Temple	2016-18

#### San Antonio Spurs

Garrett Temple	2009-10
----------------	---------

#### Utah Jazz

Pete Maravich	1974-80
Randy Livingston	2004-05





# Tigers In the NBA



## NBA Draft Picks from LSU

YEAR	PLAYER	TEAM	ROUND
1947	Jack Coleman	Indianapolis	
	Bobby Lowther	Indianapolis	
1952	Joe Dean	Indianapolis	1st
1954	Bob Pettit	Milwaukee	1st (2nd pick)
1955	Don Belcher	Fort Wayne	N/A
1960	Dick Davies	St. Louis	8th
1961	Bill Engressor	New York	14th
1965	Dick Maile	Cincinnati	11th
1966	John Jones	Baltimore	5th
1970	Pete Maravich	Atlanta	1st (3rd pick)
	Dan Hester	Atlanta	2nd
1971	Nelson Isley	Buffalo	17th
1972	Al Sanders	Baltimore	4th
1974	Ed Palubinskas	Atlanta	4th
		Utah (ABA)	8th
	Collis Temple, Jr.	Phoenix	6th
		S. Antonio (ABA)	3rd
	Glen Hansen	Kentucky	9th
1975	Glen Hansen	KC-Omaha	2nd
		Memphis (ABA)	44th
1978	Kenny Higgs	Cleveland	3rd
1979	Al Green	Phoenix	3rd
	Lionel Green	Houston	4th
1980	DeWayne Scales	New York	2nd
	Rick Mattick	New Jersey	6th
1981	Greg Cook	New York	2nd
	Durand Macklin	Atlanta	3rd
	Ethan Martin	Cleveland	4th
	Willie Sims	Denver	5th
1983	Howard Carter	Denver	1st
1984	Leonard Mitchell	Cleveland	3rd
	John Tudor	Dallas	9th
1985	Jerry Reynolds	Milwaukee	1st
1986	Don Redden	Denver	3rd
	Derrick Taylor	Indiana	4th
	John Williams	Washington Bullets	1st
	Steffond Johnson	L. A. Clippers	5th
1987	Nikita Wilson	Portland	2nd
	Anthony Wilson	Chicago	5th
1988	Jose Vargas	Dallas	2nd
	Hernan Montenegro	Philadelphia	3rd
1989	Ricky Blanton	Phoenix	2nd
1990	Chris Jackson	Denver	1st (3rd pick)
1991	Stanley Roberts	Orlando	1st
1992	Shaquille O'Neal	Orlando	1st (1st pick)
1993	Geert Hammink	Orlando	1st
1996	Randy Livingston	Houston	2nd
	Ronnie Henderson	Washington	2nd
2000	Stromile Swift	Vancouver	1st (2nd pick)
	Jabari Smith	Sacramento	1st
2005	Brandon Bass	New Orleans	2nd
2006	Tyrus Thomas	Portland	1st (4th pick)
		(traded Chicago)	
2007	Glen Davis	Seattle	2nd
		(traded Boston)	
2008	Anthony Randolph	Golden State	1st (14th pick)
2009	Marcus Thornton	Miami	2nd
2012	Justin Hamilton	Philadelphia	2nd
		(traded Miami)	
2014	Johnny O'Bryant III	Milwaukee	2nd
2015	Jarell Martin	Memphis	1st
	Jordan Mickey	Boston	2nd
2016	Ben Simmons	Philadelphia	1st (1st pick)
2019	Tremont Waters	Boston	2nd

## LSU 1st Rd Draft Choices

The Tigers have had 15 players selected in the first round of past NBA Drafts ... Seven times the Tigers have had players drafted in the first four picks, including the No. 1 pick in 1992 (Shaquille O'Neal) and 2016 (Ben Simmons) ... Here's a list of the first-round picks:

**1952 - Joe Dean - Indianapolis Olympians**  
**1954 - Bob Pettit - Milwaukee Hawks (2nd)**

**1970 - Pete Maravich - Atlanta Hawks (3rd)**

**1983 - Howard Carter - Denver Nuggets**  
**1985 - Jerry Reynolds - Milwaukee Bucks**  
**1986 - John Williams - Washington Bullets**

**1990 - Chris Jackson - Denver Nuggets (3rd)**  
**1991 - Stanley Roberts - Orlando Magic**  
**1992 - Shaquille O'Neal - Orlando Magic (1st)**  
**1993 - Geert Hammink - Orlando Magic**

**2000 - Stromile Swift - Vancouver (2nd)**  
**2006 - Tyrus Thomas - Portland (4th)**  
**2008 - Anthony Randolph - Golden State**

**2015 - Jarell Martin -- Memphis Grizzlies**  
**2016 - Ben Simmons -- Philadelphia (1st)**

---

## NBA's 50th ANNIVERSARY TEAM (SELECTED IN 1996)



**Pete Maravich**



**Bob Pettit**



**Shaquille O'Neal**



**Marcus Thornton**



**Glen Davis**

### NBA Most Valuable Player

1955-56	Bob Pettit	St. Louis Hawks
1958-59	Bob Pettit	St. Louis Hawks
1999-00	Shaquille O'Neal	Los Angeles Lakers

### NBA Rookie of the Year

1954-55	Bob Pettit	Milwaukee Hawks
1992-93	Shaquille O'Neal	Orlando Magic
2017-18	Ben Simmons	Philadelphia 76ers

### NBA Comeback Player of the Year

1992-93	Mahmoud Abdul-Rauf	Denver Nuggets
---------	--------------------	----------------

### NBA Finals Most Valuable Player

1999-00	Shaquille O'Neal	Los Angeles Lakers
2000-01	Shaquille O'Neal	Los Angeles Lakers
2001-02	Shaquille O'Neal	Los Angeles Lakers

### All-NBA Rookie Team

2009-10	Marcus Thornton	2nd	New Orleans Hornets
2017-18	Ben Simmons	1st	Philadelphia 76ers

### All-NBA Defensive Team

1999-00	Shaquille O'Neal	2nd	Los Angeles Lakers
2000-01	Shaquille O'Neal	2nd	Los Angeles Lakers
2002-03	Shaquille O'Neal	2nd	Los Angeles Lakers
2019-20	Ben Simmons	1st	Philadelphia 76ers

### NBA All-Star Game Appearances

Shaquille O'Neal	15 (1993-98, 2000-07, 2009)
Bob Pettit	11 (1955-65)
Pete Maravich	5 (1973-74, 1977-79)
Frank Brian	2 (1951-52)
Ben Simmons	2 (2019-20)

### LSU NBA Champions

Bob Pettit	1958	St. Louis Hawks
Shaquille O'Neal	2000	Los Angeles Lakers

Shaquille O'Neal	2001	Los Angeles Lakers
Shaquille O'Neal	2002	Los Angeles Lakers
Shaquille O'Neal	2006	Miami Heat
Glen Davis	2008	Boston Celtics

### NBA All-Star Game MVP

Bob Pettit	4 (1956, 1958, 1959, 1962)
Shaquille O'Neal	3 (2000, 2004, 2009)

### All-NBA Team Selections

1949-50	Frank Brian	2nd	Anderson
1950-51	Frank Brian	2nd	Tri-Cities
1954-55	Bob Pettit	1st	Milwaukee Hawks
1955-56	Bob Pettit	1st	St. Louis Hawks
1957-58	Bob Pettit	1st	St. Louis Hawks
1958-59	Bob Pettit	1st	St. Louis Hawks
1959-60	Bob Pettit	1st	St. Louis Hawks
1960-61	Bob Pettit	1st	St. Louis Hawks
1961-62	Bob Pettit	1st	St. Louis Hawks
1962-63	Bob Pettit	1st	St. Louis Hawks
1963-64	Bob Pettit	1st	St. Louis Hawks
1964-65	Bob Pettit	2nd	St. Louis Hawks
1972-73	Pete Maravich	2nd	Atlanta Hawks
1975-76	Pete Maravich	1st	New Orleans Jazz
1977-78	Pete Maravich	2nd	New Orleans Jazz
1993-94	Shaquille O'Neal	3rd	Orlando Magic
1994-95	Shaquille O'Neal	2nd	Orlando Magic
1995-96	Shaquille O'Neal	3rd	Orlando Magic
1996-97	Shaquille O'Neal	3rd	Los Angeles Lakers
1997-98	Shaquille O'Neal	1st	Los Angeles Lakers
1998-99	Shaquille O'Neal	2nd	Los Angeles Lakers
1999-00	Shaquille O'Neal	1st	Los Angeles Lakers
2000-01	Shaquille O'Neal	1st	Los Angeles Lakers
2001-02	Shaquille O'Neal	1st	Los Angeles Lakers
2002-03	Shaquille O'Neal	1st	Los Angeles Lakers
2003-04	Shaquille O'Neal	1st	Los Angeles Lakers
2004-05	Shaquille O'Neal	1st	Miami Heat
2005-06	Shaquille O'Neal	1st	Miami Heat
2019-20	Ben Simmons	3rd	Philadelphia 76ers





# Tigers In the NBA

## NBA Players from LSU

PLAYER	FROM	TO	G	FG%	3P%	FT%	REB	AST	STL	BLK	PTS	MP	PTS	TRB	AST
Mahmoud Abdul-Rauf	1991	2001	586	.442	.354	.905	1087	2079	487	46	8553	26.7	14.6	1.9	3.5
Brandon Bass	2006	2017	758	.499	.207	.832	3448	608	295	479	6575	21.6	8.7	4.5	0.8
Antonio Blakeney	2017	2019	76	.406	.357	.696	139	62	19	10	569	15.0	7.5	1.8	0.8
Ricky Blanton	1993	1993	2	.429	---	---	3	1	2	0	6	6.5	3.0	1.5	0.5
Frankie Brian	1950	1956	438	.340	---	.821	903	1138	---	---	5379	24.9	12.3	2.4	2.6
Howard Carter	1984	1985	66	.440	.227	.774	89	75	20	4	351	11.4	5.3	1.3	1.1
Maurice Carter	2004	2004	10	.314	.364	.800	11	4	0	0	42	11.0	4.2	1.1	0.4
John Chaney	1950	1950	16	.291	---	.690	---	20	---	---	---	---	4.4	---	1.3
Glen Davis	2008	2015	514	.447	.182	.700	2236	457	357	173	4111	21.1	8.0	4.4	0.9
Ronald Dupree	2004	2011	157	.427	.385	.559	339	100	57	29	555	11.2	3.5	2.2	0.6
Josh Gray	2018	2020	7	.279	.231	.636	12	14	8	2	34	15.6	4.9	1.7	2.0
Justin Hamilton	2014	2017	113	.459	.306	.750	403	91	61	73	687	17.4	6.1	3.6	0.8
Geert Hammink	1994	1996	8	.400	---	.667	7	2	0	0	14	3.4	1.8	0.9	0.3
Glenn Hansen	1976	1978	112	.412	---	.725	247	93	61	16	588	12.9	5.3	2.2	0.8
Dan Hester	1971	1971	42	.396	.417	.817	234	35	---	---	248	13.2	5.9	5.6	0.8
Kenny Higgs	1979	1982	216	.441	.145	.804	391	944	239	23	1470	20.5	6.8	1.8	4.4
Chris Johnson	2011	2013	71	.562	---	.699	132	13	16	46	205	8.4	2.9	1.9	0.2
Randy Livingston	1997	2007	203	.406	.351	.771	282	415	121	31	773	13.2	3.8	1.4	2.0
Rudy Macklin	1982	1984	160	.449	.000	.776	464	121	82	30	1030	17.2	6.4	2.9	0.8
Pete Maravich	1971	1980	658	.441	.667	.820	2747	3563	587	108	15948	37.0	24.2	4.2	5.4
Jarell Martin	2016	2019	184	.434	.346	.766	639	114	67	73	998	15.9	5.4	3.4	0.6
Jordan Mickey	2016	2018	64	.449	.118	.605	128	17	9	27	152	7.5	2.4	2.0	0.3
Bill Newton	1973	1974	35	.437	.500	.500	65	14	2	0	73	5.4	2.1	1.9	0.4
Johnny O'Bryant	2015	2018	147	.402	.360	.663	352	69	32	19	509	11.5	3.5	2.4	0.5
Shaquille O'Neal	1993	2011	1207	.582	.045	.527	13099	3026	739	2732	28596	34.7	23.7	10.9	2.5
Bob Pettit	1955	1965	792	.436	---	.761	12849	2369	---	---	20880	38.8	26.4	16.2	3.0
Tim Quarterman	2016	2018	19	.438	.333	.400	19	11	1	2	35	4.9	1.8	0.9	0.6
Anthony Randolph	2009	2014	252	.453	.241	.740	1078	187	150	224	1789	15.2	7.1	4.3	0.7
Naz Reid	2019	2020	30	.412	.330	.698	124	35	19	22	269	16.5	8.9	4.1	1.2
Jerry Reynolds	1986	1996	443	.418	.226	.749	1317	904	486	250	4036	18.9	9.1	3.0	2.0
Stanley Roberts	1992	2000	300	.499	.000	.514	1549	189	110	385	2555	19.6	8.5	5.2	0.6
Brandon Sampson	2018	2019	14	.467	.379	.667	16	10	8	3	71	15.3	5.1	1.1	0.7
Al Sanders	1973	1973	4	1.000	---	.667	0	5	0	---	8	6.3	2.0	1.3	0.0
DeWayne Scales	1981	1984	49	.417	.167	.628	140	10	14	5	224	10.6	4.6	2.9	0.2
Ben Simmons	2017	2020	217	.560	.083	.593	1800	1726	371	164	3553	7449	16.4	8.3	7.9
Jabari Smith	2001	2005	108	.413	.125	.690	178	66	37	26	329	9.8	3.0	1.6	0.6
Stromile Swift	2001	2009	547	.473	.074	.699	2535	275	354	683	4582	19.8	8.4	4.6	0.5
Collis Temple	1975	1975	24	.415	.000	.800	31	15	4	4	42	4.3	1.8	1.3	0.6
Garrett Temple	2010	2020	576	.403	.347	.739	1317	990	486	181	3659	21.1	6.3	2.3	1.7
Tyrus Thomas	2007	2015	402	.438	.235	.732	1938	347	328	525	3093	19.7	7.7	4.8	0.9
Marcus Thornton	2010	2017	483	.425	.358	.830	1348	677	405	61	5750	23.4	11.9	2.8	1.4
Tremont Waters	2019	2020	11	.286	.167	1.000	12	16	10	2	40	118	3.6	1.1	1.4
John Williams	1987	1995	435	.451	.225	.704	2201	1262	566	184	4406	25.2	10.1	5.1	2.9
Nikita Wilson	1988	1988	15	.304	---	.833	11	3	0	0	19	3.6	1.3	0.7	0.2

### Most Career Points

Shaquille O'Neal	28,596
Bob Pettit	20,880
Pete Maravich	15,948
Mahmoud Abdul-Rauf	8,553
Brandon Bass	6,575
Marcus Thornton	5,750
Frank Brian	5,379
Stromile Swift	4,582
John Williams	4,406
Glen Davis	4,111

### Most Career Rebounds

Shaquille O'Neal	13,099
Bob Pettit	12,849
Brandon Bass	3,448
Pete Maravich	2,747
Stromile Swift	2,535
Glen Davis	2,236
John Williams	2,201
Tyrus Thomas	1,938
Ben Simmons	1,800
Stanley Roberts	1,549

### Most Games Played

Shaquille O'Neal	1,207
Bob Pettit	792
Brandon Bass	758
Pete Maravich	658
Mahmoud Abdul-Rauf	586
Garrett Temple	576
Stromile Swift	547
Glen Davis	514
Marcus Thornton	483
Jerry Reynolds	443



# LSU Athletic Hall of Fame, Louisiana Honors



**Frank Brian speaks to crowd at 2013 LSU Athletic Hall of Fame banquet.**

## LSU Athletic Hall of Fame

The LSU Athletic Hall of Fame is one of the most prestigious athletic clubs that recognizes only the best and brightest of LSU athletes. All student-athletes in the LSU Athletic Hall of Fame must have received their degree at LSU to be eligible.

In 2007, a category was added to allow coaches and administrators into the LSU Hall of Fame. That allowed both coaches Harry Rabenhorst and Dale Brown and trainer Dr. Marty Broussard to enter the prestigious hall.

Listing includes the members of the Hall of Fame involved in LSU Basketball:

**Malcolm "Sparky" Wade** -- Inducted in 1937

**Joe Dean** -- Inducted in 1953

**Bob Pettit** -- Inducted in 1954

**Joe Bill Adcock** -- Inducted in 1978

**Bobby Lowther** -- Inducted in 1978

**Durand "Rudy" Macklin** -- Inducted in 1990

**Shaquille O'Neal** -- Inducted in 2000

**Dr. Martin J. Broussard (Athletic Trainer)** -- Inducted in 2009

**Harry Rabenhorst (Head Coach)** -- Inducted in 2009

**Frank Brian** -- Inducted in 2013

**Dale Brown (Head Coach)** -- Inducted in 2013

**Collis Temple, Jr.** -- Inducted in 2017



**Collis Temple, with his family behind him, accepts his LSU Athletic Hall of Fame honor at the 2017 awards banquet.**

## Louisiana Sports Hall of Fame

To be a member of the Louisiana Sports Writers Hall of Fame is one of the greatest honors that could be bestowed on an athlete from this state or who has performed a portion of his career in this state. Each year's class continues to add to the prestige of the growing list of Hall of Fame inductees. The Hall of Fame ceremonies are conducted each June in Natchitoches at the Natchitoches Events Center just a block from the new multi-million dollar home of the Hall of Fame that opened in June 2013.

A total of 14 men and women who participated in the LSU basketball program either as players or coaches have been inducted in the Hall of Fame. In 2005, LSU's Durand "Rudy" Macklin, a member of the 1981 Final Four team and the No. 1 rebounder and No. 2 scorer in LSU men's history, along with late former LSU women's head coach Sue Gunter were inducted.

In 2009, the late Dr. Martin J. Broussard became the first athletic trainer ever inducted into the Louisiana Sports Hall of Fame.

In 2013, LSU and NBA icon Shaquille O'Neal delighted a packed house for his induction ceremony.

The 14 LSWA Hall of Famers with their years of participation in LSU basketball in parenthesis:

**Buddy Blair** -- (F, 1933-35, member 1935 national champions), inducted 1981

**Frank Brian** -- (F, 1942-43; 1945-47, All-SEC 1943, 1946, two-time NBA All-Star), inducted in 1986

**Dr. Martin J. Broussard** -- LSU athletic trainer for six decades, inducted 2009

**Dale Brown** -- (Coach, 1972-96, 1981, 1986 NCAA Final Four; 1979, 1981, 1985, 1991 SEC Championships, all-time winningest coach at LSU, 448 wins), inducted in 1999

**Joe Dean** -- (F, 1949-52; TV Commentator, LSU Athletic Director, 1987-2000), inducted in 2001

**Sue Gunter** -- (Coach, LSU 1982-2004), inducted into Naismith Hall of Fame, Fall 2005, inducted in 2005.

**Bobby Lowther** -- (F, 1942-43; 1945-48, All-SEC 1946, All-American in 1946 in both basketball and track and field), inducted in 1995

**Rudy Macklin** -- (F, 1976-81, All-SEC 1977, '78, '80, '81, All-America 1981) Second leading scorer, first in rebounding, inducted in 2005.

**Pete Maravich** -- (G, 1967-70, three-time All-American, Division I all-time scorer), inducted in 1984

**Shaquille O'Neal** -- (C, 1989-92, SEC POY 1991, 1992; National Player of the Year 1991; All-American 1991, 92; NBA No. 1 pick, 1992), inducted in 2013

**Bob Pettit** -- (C, 1951-54, two-time All-American, 1953 Final Four member, 10-time NBA All-Star), inducted in 1973

**Harry Rabenhorst** -- (Coach, 1925-42, '45-57, 1935 national championships, 1953 Final Four), inducted in 1970

**Malcolm "Sparky" Wade** -- (G, 1932-35, member 1935 national champions, first LSU All-American), inducted 1962

**Joyce Walker** -- (G, 1981-84, three-time Kodak All-American), inducted in 1997



# Louisiana Awards



Kenny Higgs, with wife Jill, receives his LABC Hall of Fame plaque at the 2011 induction ceremony.



Former Tiger Star John Williams with Coach Dale Brown at 2017 LABC Ceremony

## Louisiana Association of Basketball Coaches

Formed in 1974, the LABC represents the colleges and universities of the state in an effort to promote basketball on all levels in Louisiana.

### LABC Hall of Fame

**Mahmoud Abdul-Rauf** -- (G, 1988-90, played as Chris Jackson, NCAA all-time leading freshman scorer, All-American, 1989-90) -- inducted in 1998.

**Ricky Blanton** -- (F, 1984-86; 87-89, All-SEC 88, 89 ... Member 1986 Final Four team) -- inducted in 2010

**Frank Brian** -- (F, 1942-43; 45-47, All-SEC 1943, 1946, two-time NBA All-Star), inducted in 1987.

**Howard Carter** -- (G, 1979-83, member 1981 Final Four team), inducted 1994

**Dale Brown** -- (Coach, 1972-1997, winningest coach in LSU history), inducted 2005

**Joe Dean** -- (F, 1949-52), LSU Athletic Director, inducted 1985

**Kenny Higgs** -- (G, 1974-78); All-SEC, 1976-78, inducted 2011

**Jerry Reynolds** -- (F, 1982-85, All-SEC 1984, 1985), inducted 2003

**Durand "Rudy" Macklin** -- (F, 1976-78; 1979-81, member 1981 Final Four team, school's all-time leading rebounder), inducted 1987.

**Dick Maile** -- (F, 1962-65), inducted 2005

**Pete Maravich** -- (G, 1967-70, three-time All-American, Division I all-time scorer), inducted in 1977.

**Leonard Mitchell** -- (F, 1981-84, Member 1981 Final Four Team), inducted 2000

**Shaquille O'Neal** -- (C, 1989-92, two-time All-American, National Player of the Year, 1991), inducted 1998.

**Bob Pettit** -- (C, 1951-54, two-time All-American, 1953 Final Four member, 10-time NBA All-Star), inducted in 1976, charter inductee

**Harry Rabenhorst** -- (Coach, 1925-42, '45-57, 1935 national champions, 1953 Final Four), inducted in 1979.

**Don Redden** -- (F, 1982-86, member 1986 Final Four team), inducted 1993

**Roger Sigler** -- (F, 1953-57, All-SEC 1956, '57), inducted 1999

**Collis Temple, Jr.** -- (F, 1971-74), inducted 1995

**Malcolm "Sparky" Wade** -- (G, 1932-35, member 1935 national champions, first LSU All-American), inducted 1977

**John Williams** -- (F, 1984-86), member 1986 NCAA Final Four team, inducted 2017

### LABC Mr. Basketball Award

Given annually by the LABC to someone who has made a significant contribution to basketball in the state of Louisiana.

**Joe Dean** -- inaugural recipient in 1975

**Bob Pettit** -- recipient in 1976

**Dale Brown** -- recipient in 1988

**Shaquille O'Neal** -- recipient in 2000, L.A. Lakers

**Collis Temple, Jr.** -- recipient in 2015

**Jim Hawthorne** -- recipient in 2016

### LABC Don Landry Award

Named in honor of the founder and first president of the LABC, given to someone who has rendered distinguished service and made a significant contribution to the LABC.

**Dale Brown** -- inaugural recipient in 1998.

### LABC Bob Pettit Award

Given to the professional player of the year from Louisiana.

**Shaquille O'Neal** -- recipient in 1994, 1995, Orlando Magic

**Shaquille O'Neal** -- recipient in 2000, 2001, 2002, 2004 L.A. Lakers

**Shaquille O'Neal** -- recipient in 2005, 2006, 2007 Miami Heat.

**Marcus Thornton** -- recipient in 2010 New Orleans Hornets.

**Ben Simmons** -- recipient in 2018, 2019 Philadelphia 76ers

### LABC Tommy Joe Eagles Memorial Award

Given to the college coach of the year in Louisiana

**Dale Brown** -- recipient in 1979, 1981, 1986, 1987

**John Brady** -- recipient in 2000, 2003, 2006

**Trent Johnson** -- recipient in 2009

**Johnny Jones** -- recipient in 2015

### LABC Pete Maravich Memorial Award

Given to the major college player of the year in Louisiana

**Durand Macklin** -- recipient in 1981

**Don Redden** -- recipient in 1986

**Nikita Wilson** -- recipient in 1987

**Chris Jackson** -- recipient in 1989, 1990

**Shaquille O'Neal** -- recipient in 1991, 1992

**Stromile Swift** -- recipient in 2000

**Ronald Dupree** -- recipient in 2003

**Brandon Bass** -- recipient in 2005

**Glen Davis** -- recipient in 2006, 2007

**Marcus Thornton** -- recipient in 2009

**Tas Mitchell** -- recipient in 2010

**Jarell Martin** -- recipient in 2015

**Ben Simmons** -- recipient in 2016

**Tremont Waters** -- recipient in 2019

**Skylar Mays** -- recipient in 2020

### Living Legends - SEC Tournament

1999 -- Bob Pettit

2000 -- Durand Macklin

2001 -- Joe Dean

2002 -- Ricky Blanton

2003 -- Pete Maravich

2004 -- Dale Brown

2005 -- Bobby Lowther

2006 -- Collis Temple Jr.

2007 -- Dick Maile

2008 -- Frank Brian

2009 -- Ethan Martin

2010 -- Ned Clark

2011 -- Howard Carter

2012 -- Kenny Higgs

2013 -- Geert Hammink

2014 -- Chris Jackson

2015 -- Ronald Dupree

2016 -- Stanley Roberts

2017 -- Tasmin Mitchell

2018 -- John Brady

2019 -- Wayde Sims (accepted by his parents Wayne and Fay)

# Media Guidelines

## 2020-21 Basketball Season

While many of the guidelines listed on this page deal with normal times, LSU will be following guidelines of the USBWA and state safety protocols when it comes to media policies for the basketball season. Plans may change from game-to-game as necessary regarding credential pickup and post-game plans.

### Credential and Access Guidelines

LSU's goal is to disseminate information as widely, uniformly and fairly as possible using normally accepted media standards.

Media must meet the following guidelines in order to be granted credentials. Only media that meet the criteria and have approved the SEC Media Policy through the request of credentials on the LSU media site at [LSUsports.net/media](http://LSUsports.net/media) will be allowed to move forward on the credential site to request credentials and consideration for access to LSU Athletic events. No credential requests by media will be accepted by either email or phone, but must go through the credential site at [LSUsports.net/media](http://LSUsports.net/media).

The number of credentials issued is limited. A CREDENTIAL DOES NOT NECESSARILY GUARANTEE A SEAT IN THE MEDIA SECTION.

### General

Each Bearer must be and hereby represents that he or she is acting on a specific assignment for an accredited media agency and has a legitimate working function in connection with the Event attended. The credential is not transferable and may be revoked at any time.

The rights and privileges granted to Bearer may be terminated if any term or condition for use of the Credential is breached. The unauthorized use of Credential subjects Bearer to ejection from Event.

### Print

Daily newspapers are eligible to apply for credentials and access to media opportunities. The granting and number of credentials will be based on newspapers' circulation on a space available basis.

Membership in the Louisiana Press Association or membership in the Louisiana Sports Writers Association may be used in determining access to credentials. Weekly newspapers based on space will be limited to non-conference games if space exists.

Specialty publications that cover college basketball or sports in the host site of the two participating schools are eligible to be granted on a space available basis.

Student newspapers from the city of the two teams are able to apply for credentials on the basis of a maximum of two press row seats for dailies and one press row seat for weeklies.

### Television

Television stations that have nightly news broadcasts that originate in the locale of the station that includes sports coverage are eligible to apply for credentials. All other stations will be filled on a space available basis.

Student television stations from the two participating schools are eligible to apply on a space available basis.

The Credential confers on a Bearer a limited non-exclusive and non-transferable license (with no right of sublicense) to use broadcast video feeds of the Event only for regularly scheduled television newscast aired only on television (but not on any form of television available or viewable on the internet, except for a single, non-archived only simulcast by Bearer) within the period expiring at midnight on the seventh day after the Event and NO video used for such purposes shall exceed three minutes. Bearer may not broadcast any video of game action that is broadcast live until the Event has been completed.

### Radio

National and regional networks are eligible to apply for credentials.

Radio stations that employ a full-time sports director or regularly airs sports news or locally-produced talk shows are eligible to apply for credentials. No talk show may have more than one credential and the maximum credentials a station may receive for a game, based on space, is two.

### Internet

Internet sites of the home and visiting school (as determined by the Media Relations or Sports Information Director) are eligible to apply for credentials.

LSU's policy is to issue credentials only to those organizations whose primary purpose is to gather news and disseminating it and for which other commercial activities are ancillary.

Other internet sites must meet each of the following guidelines in addition to meeting the above criteria to be eligible to apply for credentials and access as determined on a space available basis.

- Web site must be a legal corporate entity.
- Web site must provide daily coverage of LSU or the visiting team with its own full-time staff of reporters, photographers and equipment.
- Web site must travel to and cover a majority of away games and all major post-season events.
- Web site must be accredited by the home university as working media.
- Web sites that sponsor message boards, message centers or chat room as their primary function where people are allowed to post anonymous information will not be issued credentials.
- The maximum number of credentials that a web site may receive is two based on space available and the discretion of the media relations or sport information director.

### Internet Use – Video and Audio

Upon execution of a separate agreement with terms and conditions governing the use thereof, Bearer will be afforded access to video and audio of broadcast Events for use on Bearer's official news website(s), at no premium or charge. Otherwise, except as specifically permitted herein (with respect to online, non-archived simulcasts), Bearer shall not post, place, distribute or make available video (or audio from broadcast feeds) of game action of any Event (including any Bearer Generated Video of game action of an Event) on or through the internet or any other new media distribution platform (i.e., any other platform other than print media or a form of television not available or viewable over the internet, except for non-archived simulcasts specifically permitted herein) including, without limitation, wireless handsets, podcasts, cell phones or PDAs.

### Blogging

By acceptance and use of an LSU media credential, the holder agrees to the following conditions as established by LSU and the Southeastern Conference.

### Entrance

The media entrance to the Pete Maravich Assembly Center is through the Northeast Corridor of the Maravich Center. The press workroom is located in that corridor. Access to the press room is limited to those with working credentials. A pre-game meal will be served approximately one hour before tipoff in the area across from the press room in the Northeast Corridor.

### Parking

Media parking is located in lots near the Pete Maravich Assembly Center. Because of limited space, requests for parking should be made with credential requests. It should not be assumed that parking passes will be provided with all media credentials.

### Satellite Trucks

Any outlet using a satellite truck must request satellite truck parking and must have the truck in place at least two hours prior to tipoff. All production and uplink trucks should contact Dreyfus Milstead, Director of the Maravich Center, 225-578-8205 regarding parking and Director of Television Kevin Wagner, 225-578-1797, regarding production truck power hookup.

### Phone Lines

Those writers wishing personal phone lines at press row or in the press room should contact the AT&T Office in Baton Rouge (1-800-238-5501) with LSU Sports Information as the contact.

There are a minimum of four phone lines available for every game for writers in the press room.

### Wireless Internet Access

Wireless Internet access is available in the press room and on press row of the Maravich Center. For information on how to access please ask LSU Basketball SID Kent Lowe.

### Head Coach Will Wade

Coach Wade will be available for phone and in-person interviews on most non-game weekdays during the season. Please coordinate all requests for personal interviews with Coach Wade at least two days in advance through Kent Lowe in the LSU Athletic Communications Office at 225-578-1864.

Coach Wade will, based on the game schedule, make comments at a media session in the practice facility media room two days prior to a game. The sessions will take place prior to the team's practice. He will also take part in the SEC Teleconferences beginning in January. Contact the SEC Office for the phone number.

On the road, Coach Wade will generally not be available once the team leaves Baton Rouge.

### Players

LSU players will be available in the media sessions at least once a week at a time to be announced. Special interviews should be requested 72 hours in advance through the LSU Sports Information Office.

Phone interviews will be handled on a case-by-case basis. NO players will be available for interviews on the road prior to the game.

The team apartments, locker room and team areas of the practice facility are off limits to media representatives at all times.

### Postgame

LSU abides by Southeastern Conference policy regarding equal access to all members of the working media.

The LSU locker room is closed to all media after all games, home and away. Requested players will be brought to the practice facility media room for a group press conference after the 10-minute cooling off period. Coach Will Wade will come to the media room after conducting his post-game radio network locker room. On the road, media members can visit with Wade outside the locker-room or in the home team's interview area if so requested.

At present all media sessions and post-game appearances will be on zoom and links will be communicated to media at the appropriate time.

### Practices

Practices are closed to the media.

### Key Phone Numbers

Athletic Communications: 225-578-8226  
Athletic Department: 225-334-4578  
LSU Sports Properties: 225-578-7169  
Athletic Ticket Office: 225-578-2184  
Radio: 225-578-1882  
Television: 225-578-1797

The LSU Athletic Communications Office is located on the fifth floor of the LSU Athletic Administration Building in the west parking lot of Tiger Stadium.

### Mailing Address

LSU Athletic Communications  
Athletic Administration Building  
Baton Rouge, La. 70803

### Overnight Mailing Address

LSU Athletic Communications, Room 501  
Athletic Administration Building  
North Stadium Dr. at Nicholson Dr.  
Baton Rouge, La. 70803  
Kent Lowe email: [clowe@lsu.edu](mailto:clowe@lsu.edu)  
Kent Lowe cell: 225-241-4360  
Facebook: [www.facebook.com/LSUBasketball](http://www.facebook.com/LSUBasketball)  
Twitter: @LSUBasketball, @LSUKent

# LSU Sports TV Network



## Inside LSU Basketball

Inside LSU Basketball with Will Wade presented by Academy Sports + Outdoors provides a behind-the-scenes look into the LSU basketball program. Each week LSU head coach Will Wade breaks down highlights, provides in-depth analysis, and profiles the 2020-21 Tigers. Inside LSU Basketball is syndicated weekly (see affiliates list) throughout the state of Louisiana and across the south on Cox Sports Television and FOX Sports Net. Inside LSU Basketball debuts in December 2020 and runs through early March 2021.

## 2020-21 TV Affiliates

Baton Rouge	WBRZ-TV (ABC), Cox Sports Television, Cox 4
Alexandria	KLAX-TV (ABC)
Monroe	KARD-TV (FOX)
New Orleans	WWL-TV (CBS)
Pensacola, FL	WFBD-TV
Shreveport	KSHV-TV
Regional	Cox Sports TV
Regional	FOX Sports Southwest

Affiliates are subject to change. Visit [LSUsports.net/tvaffiliates](http://LSUsports.net/tvaffiliates) to view weekly air dates by affiliate.

# LSU Sports Radio Network

## Radio Network History

The LSU Sports Radio Network, a division of LSU Sports Properties, brings Tiger basketball to LSU fans and alumni around the world. With four 50,000-watt affiliates, three 100,000-watt FM stations and two clear-signal 50,000 watt AM stations, LSU Fighting Tiger Basketball is distributed by satellite throughout the South. The LSU Sports Radio Network is anchored by flagship WDGL Eagle 98.1 FM in Baton Rouge.

The LSU Sports Radio Network is one of the most progressive college radio networks in the country, utilizing an in-house radio studio to originate more than 250 live broadcasts of LSU football, men's and women's basketball, baseball and softball annually.

Eagle 98.1 is also the home of football and baseball. WYPY Talk 107.3 FM serves as a flagship station for women's basketball and softball.

In addition to live games, network programming includes a weekly live coaches' shows for football, men's and women's basketball, and baseball.

## 2020-21 Radio Network Affiliates

CITY	SHOWS	CALL LETTERS	FREQ.
Baton Rouge (flagship)	BB, WWS	WDGL-FM	98.1
Alexandria	BB, WWS	KSYL-AM	970
Bogalusa	BB, WWS	WBOX-FM	92.9
Jena	BB, WWS	KJNA-FM	102.7
Lafayette/Opelousas	BB, WWS	KLWB-FM	103.7
Lake Charles	BB, WWS	KXZZ-AM	1580
Leesville	BB, WWS	KJAE-FM	93.5
New Orleans	BB, WWS	WWL-AM/FM 870/105.3	
Ruston	BB, WWS	KRUS-AM	1490
Shreveport	BB, WWS	KWKH-AM	1130
Tylertown, Miss.	BB, WWS	WFCG-FM	107.3
Ville Platte	BB, WWS	KVPI-AM	1050
Conway/Little Rock, Ark.	BB, WWS	KASR-FM	92.7
Natchez, Miss.	BB, WWS	WQNZ-FM	95.1

Sirius/XM Satellite Radio BB Ch. 199, 200, 201

BB – LSU Basketball Games; WWS – The Will Wade Show; Affiliates subject to change. Visit [LSUsports.net/radioaffiliates](http://LSUsports.net/radioaffiliates) for updates.



## The Will Wade Show

The Will Wade Show, presented by Hancock Whitney Bank, a weekly one-hour radio program returns for the 2020-21 season. It is designed to give Tiger fans a chance to visit both live and by phone with LSU Coach Will Wade.

The show will be hosted this season by the Voice of the Tigers, Chris Blair. The show will be broadcast again this year from T. J. Ribs on Acadian Thruway.

Fans have the opportunity to come out and watch the show. There is also a call-in segment that features questions from listeners on the LSU Sports Radio Network, in the Geaux Zone at [LSUsports.net](http://LSUsports.net) and on Twitter.

The first show, with Coach Wade, is Dec. 7 and runs primarily on either Mondays or Wednesdays through the remainder of the regular season.



The Will Wade Radio Show is broadcast from T. J. Ribs on Acadian Thruway.



Former LSU Head Basketball Coach John Brady will join the Voice of the Tigers, Chris Blair, for the fourth year on the broadcasts.