





BASKETBALL


# ROOTUP

2018 - 2019 MEDIA GUIDE


## Radio-TV Roster

**0****Naz Reid**F • 6-10 • 250 • Fr.  
Asbury Park, New Jersey**14****Marlon Taylor**G • 6-5 • 210 • Jr.  
Mount Vernon, New York**1****Ja'vonte Smart**G • 6-4 • 200 • Fr.  
Baton Rouge, Louisiana**15****Aundre Hyatt**F • 6-5 • 225 • Fr.  
Bronx, New York**3****Tremont Waters**G • 5-11 • 175 • So.  
New Haven, Connecticut**20****Danya Kingsby**G • 6-1 • 170 • Jr.  
Milwaukee, Wisconsin**4****Skylar Mays**G • 6-4 • 200 • Jr.  
Baton Rouge, Louisiana**21****Courtese Cooper**F • 6-8 • 210 • So.  
Elgin, Illinois**5****Daryl Edwards**G • 6-3 • 185 • Sr.  
Fresno, California**22****Darius Days**F • 6-6 • 225 • Fr.  
Raleigh, Florida**11****Kavell Bigby-Williams**F • 6-11 • 250 • Sr.  
London, England**24****Emmitt Williams**F • 6-6 • 225 • Fr.  
Fort Myers, Florida**12**Marshall Graves  
G • 6-4 • 195 • Jr.  
Ponchatoula, Louisiana**Will Wade**

Head Coach • 2nd Season

**13****Will Reese**G • 6-3 • 205 • So.  
Leesville, Louisiana





# WAYDE SIMS

1997 - 2018

## 2018-19 LSU Basketball Schedule

DATE	OPPONENT	SITE	TIME
Tues., Nov. 6	SOUTHEASTERN LOUISIANA (SECN+)	BATON ROUGE	7:30 p.m.
Fri., Nov. 9	UNC GREENSBORO (SECN+)	BATON ROUGE	7 p.m.
Tues., Nov. 13	MEMPHIS (SECN)	BATON ROUGE	6 p.m.
Fri., Nov. 16	LOUISIANA TECH (SECN+)	BATON ROUGE	7 p.m.
<b>ADVOCARE INVITATIONAL</b>			
Thurs., Nov. 22	vs. Charleston (ESPN2/U)	Orlando, Florida	6 p.m.
Fri., Nov. 23	vs. UAB/Florida State (ESPN 2/U/3)	Orlando, Florida	TBA
Sun., Nov. 25	TBD	Orlando, Florida	TBA
Sat., Dec. 1	GRAMBLING (SECN+)	BATON ROUGE	4 p.m.
Sun., Dec. 9	INCARNATE WORD (SECN)	BATON ROUGE	1 p.m.
Wed., Dec. 12	at Houston (ESPN2)	Houston, Texas	8 p.m.
Sat., Dec. 15	vs. Saint Mary's (ESPN)	Las Vegas, Nevada	10 p.m.
Fri., Dec. 21	FURMAN (SECN+)	BATON ROUGE	7 p.m.
Fri., Dec. 28	ULM (SECN+)	BATON ROUGE	7 p.m.
Tues., Jan. 8	*ALABAMA (SECN)	BATON ROUGE	8 p.m.
Sat., Jan. 12	*at Arkansas (SECN)	Fayetteville, Ark.	5 p.m.
Tues., Jan. 15	*at Ole Miss (SECN)	Oxford, Miss.	8 p.m.
Sat., Jan. 19	*SOUTH CAROLINA (SECN)	BATON ROUGE	5 p.m.
Wed., Jan. 23	*GEORGIA (SECN)	BATON ROUGE	6 p.m.
Sat., Jan. 26	*at Missouri (SECN)	Columbia, Missouri	5 p.m.
Wed., Jan. 30	*at Texas A&M (ESPN2/U)	College Station, Texas	8 p.m.
Sat., Feb. 2	*ARKANSAS (SECN)	BATON ROUGE	5 p.m.
Wed., Feb. 6	*at Mississippi State (ESPN2/U)	Starkville, Miss.	8 p.m.
Sat., Feb. 9	*AUBURN (ESPN2/U)	BATON ROUGE	1 p.m.
Tues., Feb. 12	*at Kentucky (ESPN/2)	Lexington, Kentucky	6 p.m.
Sat., Feb. 16	*at Georgia (SECN)	Athens, Georgia	5 p.m.
Wed., Feb. 20	*FLORIDA (ESPN2/U)	BATON ROUGE	6 p.m.
Sat., Feb. 23	*TENNESSEE (ESPN2/U)	BATON ROUGE	11 a.m.
Tues., Feb. 26	*TEXAS A&M (ESPN2/SECN)	BATON ROUGE	8 p.m.
Sat., March 2	*at Alabama (ESPN/2)	Tuscaloosa, Alabama	11 a.m.
Wed., March 6	*at Florida (ESPN2/U)	Gainesville, Florida	6 p.m.
Sat., March 9	*VANDERBILT (SECN)	BATON ROUGE	7:30 p.m.
<b>SEC TOURNAMENT</b>			
March 13-17	TBD (SECN, ESPN)	Nashville, Tennessee	TBA

Home games in CAPS • Times are Central and Subject to Change

\*denotes SEC Games SECN+ = Streaming Broadcast

## 2017-18 LSU Basketball Results

DATE	OPPONENT	SCORE	PAID ATT.
Nov. 10	ALCORN STATE	W, 99-59	11856
Nov. 16	SAMFORD	W, 105-86	7731
Nov. 20	vs. Michigan (at Maui Inv.)	W, 77-75	2400
Nov. 21	vs. Notre Dame (at Maui Inv.)	L, 53-92	2400
Nov. 22	vs. Marquette	L, 84-94	2400
Nov. 29	UT MARTIN	W, 84-60	7396
Dec. 10	UNCW	W, 97-84	7812
Dec. 13	HOUSTON	W, 80-77	8449
Dec. 16	STEPHEN F. AUSTIN	L, 82-83	9695
Dec. 19	SAM HOUSTON STATE	W, 80-58	8151
Dec. 22	NORTH FLORIDA	W, 104-52	8212
Dec. 28	at Memphis	W, 71-61	9468
Jan. 3	*KENTUCKY	L, 71-74	11,952
Jan. 6	*at Texas A&M	W, 69-68	10845
Jan. 10	*at Arkansas	W, 75-54	15199
Jan. 13	*ALABAMA	L, 66-74	13600
Jan. 16	*GEORGIA	L, 60-61	8269
Jan. 20	*at Vanderbilt	L, 71-77	8760
Jan. 23	*TEXAS A&M	W, 77-65	8528
Jan. 27	*at Auburn	L, 70-95	9121
Jan. 31	*at Tennessee	L, 61-84	13425
Feb. 3	*Arkansas	W, 94-86	9272
Feb. 7	*at Florida	L, 64-73	9833
Feb. 10	*OLE MISS	W, 82-66	8545
Feb. 13	*at Alabama	L, 65-80	11154
Feb. 17	*MISSOURI	W, 64-63	9635
Feb. 20	*VANDERBILT	W, 88-78	7517
Feb. 24	*at Georgia	L, 82-93	9518
Feb. 28	*at South Carolina	L, 74-83 (ot)	11269
March 3	*MISSISSIPPI STATE	W, 78-57	9067
<b>SEC TOURNAMENT-ST. LOUIS, MISSOURI</b>			
March 8	vs. Mississippi State	L, 77-80	11752
<b>NIT</b>			
March 14	UL-LAFAYETTE	W, 84-76	6846
March 19	at Utah	L, 71-95	5528



# Table of Contents

## Intro

1	Wayde Sims Memorial
2	2018-19 Schedule/2017-18 Results
3	Contents/Credits
4	Preseason Notes
5	Quick Facts
6	2018-19 Roster

## Players

7	Darryl Edwards
8	Skylar Mays
9	Tremont Waters
10	Kavell Bigby-Williams
11	Darius Days
12	Aundre Hyatt
13	Naz Reid
14	Ja'Vonte Smart
15	Emmitt Williams
16	Courtese Cooper
17	Danya Kingsby
18	Malon Taylor
19	Marshall Graves
20	Will Reese
21	Career Game-by-Game

## Coaches/Staff

23	Head Coach Will Wade
27	Assistant Coach Bill Armstrong
28	Assistant Coach Tony Benford
29	Assistant Coach Greg Heiar
30	Director of Ops Nelson Hernandez
31	Tasmin Mitchell;/Briant Merritt
32	Alex Wharton/LeBrent Walker/Brittany Carvalhido
33	Greg Goldin/Shawn Eddy/Support Staff

## Review

34	2017-18 Stats
35	2017-18 Scores
36	Past Players Stats
37	2017-18 Box Scores
43	2017-18 Superlatives
44	2017-18 Game-by-Game Statistics
45	2017-18 Starting Lineups

## Preview

46	Series Record vs. 2018-19 Opponents
47	2019 SEC Tournament

## Records

49	School Records
53	Miscellaneous Records
55	Maravich Center Records

56	Individual Career Records
57	Individual Single-Season Records
58	Individual Single-Game Records
60	Opponent Individual Game Records
61	Team Single Game Records
62	Team Season Records
63	Opponent Team Season Records
64	Records by Class
65	Yearly Leaders
68	1,000-Point Club
70	500-Rebound Club
71	200-Assist Club
72	100-Steal Club
73	30-20-10 Club
78	SEC Tournament Records
79	NCAA Tournament Records
80	NIT Tournament Records
81	Yearly Records/Milestones
80	Home-Away-Neutral/Win Streaks
82	Year-by-Year-Results

## History

94	Series Records
103	Regular Season Tournaments
105	LSU in The Post-Season
109	Record vs. Conferences
110	LSU in the Polls
115	Year-by-Year Individual/Team Statistics
125	Overtime Games
126	100-Point Games
127	Comeback Wins

## LSU

128	All-Americans, SEC POY, SEC FOY
129	Bob Pettit
130	Pete Maravich
131	Shaquille O'Neal
132	Durand "Rudy" Macklin
133	Malcolm "Sparky" Wade/Bobby Lowther
134	Chris Jackson/Glen Davis/Ben Simmons
135	SEC First Team
136	SEC Second and Third Team
137	All-SEC Tournament/Academic
138	Lettermen
141	Jersey Numbers
144	Maravich Center
146	Maravich Center Practice Facility
148	Maravich Center W-L
149	Maravich Center Attendance
150	1935 National Champions
151	Final Four Legacy
155	Coaches of the SEC Era
156	All-Time Coaches Records
157	Championship Basketball
161	Tigers in the NBA

165	LSU/Louisiana Hall of Fame/ Louisiana Honors
167	Media Guidelines
168	LSU Radio/TV Network
169	LSU Sports Properties
170	TAF
171	LSUsports.net
172	Social Media Directory

## LSUSPORTS.NET/MEDIA CREDENTIALS

Credentials for LSU home games are issued to working media only. Because of severe space limitations and demand, individual game credentials must be requested one week prior to the date of the game.

## GAME NOTES

Media and fans can access the current media guide, updated statistics and game notes all in one location at [www.LSUsports.net/media](http://www.LSUsports.net/media). Each category is updated daily throughout the season.



The official LSUsports Mobile apps are available in the Apple iTunes Store and on Google Play. Follow the Tigers on your smart phone, or upgrade to the LSUsports Mobile + app to listen live and watch video highlights.



## Credits

### Editor

C. Kent Lowe

### Layout & Design

Jason Feirman, PJ Odom, Lindsey Thompson, Alissa Cavaretta, Grant Kauvar, Judy Willson

### Assistant Editors

Bill Franques, Michael Bonnette

### Photography

Chris Parent, Gus Stark, Philip Cancilleri, Kyle Zedaker, Madeline VeZain, Bridgette Hogan, MG Miller, Hilary Scheinuk, Martin McCallister, Jim Zeitz, Eddy Perez, Bill Feig, NBA Photos (Andrew Bernstein, Sam Forenich, Glenn James, Kim Stallknecht, Steve Waltman, Jeff Vinnick), and Getty Images.

© COPYRIGHT LOUISIANA STATE UNIVERSITY®

The 2018-19 LSU Basketball Media Guide was written by the LSU Communications Office and designed by the LSU Creative Services Office. All text and photo content is property of Louisiana State University and LSU Athletics and cannot be reproduced without permission from the LSU Communications Office.

# LSU Basketball Preseason Notes

## Recruiting Ranks

LSU brings to the season the fourth ranked recruiting class in college basketball for the 2018-19 season based on the 247sports.com composite rankings. The Tigers signed two five-star recruits (**Naz Reid** of Roselle Catholic in Roselle, New Jersey; and, **Emmitt Williams** of Fort Myers, Florida (Oak Ridge High); along with four star signees **Ja'vonte Smart** of Scotlandville Magnet in Baton Rouge (also Mr. Basketball in Louisiana); and, **Darius Days** of Raleigh, Florida (IMG Academy).

The Tigers recruiting ranking is the fourth top 10 composite ranking in the last 16 classes (since 2003) – 2018: No. 4; 2015: No. 10; 2013: No. 6; 2003: No. 3.

## Numbers

Last season, the Tigers averaged 77.5 points per game, the sixth straight year the Tigers have averaged over 70 points a game. LSU was third in the league in scoring last year and first in field goal percentage at 47.6 percent.

LSU will look to improve its rebound average of 33.3 rebounds a game, 14th in the league, and the lowest average by LSU team since the 1981-82 season.

## Returning Point Guards

Coach Will Wade is a strong believer in having two point guards on the floor and he had two solid ones a year ago in now junior **Skylar Mays** and now sophomore **Tremont Waters**. Both posted double figure point averages and positive assist-to-turnover ratios.

Waters averaged a team best 15.9 points a game with 198 assists and 96 turnovers. That assist total was the second most in an LSU season and the most by an LSU freshman.

## Top Rankings

LSU has been listed in several of the college basketball magazine rankings and polls that have come out by press time –

- No. 23 in AP Poll (UK 2, Tennessee 6, Auburn 11, Mississippi State 18)
- No. 18 in Blue Ribbon (UK 1, Tennessee 5, Auburn 8, Miss. State 11, Florida 20).
- No. 18 in Athlon (UK 2, Tennessee 6, Auburn 9, Mississippi State 19).
- No. 20 in NBC College Basketball Talk (UK 2, Tennessee 7, Auburn 10, Miss. State 21).
- No. 20 in Sporting News (UK 1, Tennessee 7, Auburn 11, Mississippi State 18).

Mays averaged 11.3 points a game (third on the team) with 97 assists and 56 turnovers. In league play, the Baton Rouge native had 55 assists and just 19 turnovers, a 2.9 assist-to-turnover ratio (3rd in the league). Those assist to turnover numbers will also be aided by players like freshman Smart and returning senior **Daryl Edwards** (42 assists, 29 turnovers last year).

The pair of Waters and Mays also combined for 119 steals.

## Wayde Sims

The death of junior Wayde Sims in late September hit the LSU basketball team and the LSU community as a whole very hard. Sims was laid to rest on Oct. 6 in an emotional ceremony at Healing Place Church in Baton Rouge. Sims was also remembered at a special candlelight vigil held in front of the Maravich Center.

"We're going to be playing for Wayde all season long," Coach Will Wade said at the vigil. "Other teams got five guys, but we've got six. ... We want to honor him every day and not just on game day.

"I had two or three people say they loved being his partner in the weight room. Nobody really likes the weight room. But Wayde made it fun. The reason they loved being his partner is because they say he'd never let them cheat a rep. If we did 10 reps, he'd make you do 10 reps. Everybody wants to take the shortcut sometimes, but Wayde would never let you take the shortcut. I think that says a lot about him that he would always want to do everything to the fullest. He lived his life to the fullest. He didn't want anybody to take any shortcuts. To honor him every day in the weight room we do a 'Sims set' at the end... We do 44 of whatever our last activity is."

The local product was part of state champion-

ships at University Lab School in 2014, 2015 and 2016, earning 2015 Louisiana Gatorade Player of the Year Honors. He played with both Skylar Mays and Marshall Graves on the U-High and LSU teams and in 63 games at LSU over two seasons had 15 starts and averaged six points and 3.3 rebounds.

## Schedule

The Tigers will face a schedule in which they face a minimum of five teams that played in the post-season and six teams that won at least 21 games this past year. LSU also faces the possibility of meeting teams like defending national champion Villanova or the NCAA Elite 8 Seminoles from Florida State as part of the AdvoCare Invitational (Nov. 22, 23, 25) at the ESPN Wide World of Sports Complex at Disney World in Florida.

Southland Conference champion Southeastern (22 wins, NIT); Southern Conference champion UNC Greensboro (27 wins, NCAA Tournament); and Memphis (21 wins) are LSU's first three games to open the season.

LSU will also travel to Houston in December to face a team that won 27 games a year ago and reached the NCAAs as well as a neutral site game in Las Vegas with Saint Mary's. The Gaels won 30 games and advanced to the NIT quarterfinals. Right before Christmas, LSU will face Furman, winners of 23 games in 2018.

That's not including the 2019 Southeastern Conference schedule of 18 games with 10 teams (including LSU) coming off seasons with post-season play extending their schedules.



# Quick Facts

## LSU Men's Basketball Coaching Staff

NAME	POSITION	ALMA MATER	YEAR AT LSU
<b>Head Coach:</b>	Will Wade	Clemson, '05	2nd year at LSU
<b>Assistant Coach:</b>	Bill Armstrong	UAB, '01	2nd year at LSU
<b>Assistant Coach:</b>	Tony Benford	Texas Tech, '92	2nd year at LSU
<b>Assistant Coach:</b>	Greg Heiar	Mount St. Claire, '00	2nd year at LSU
<b>Director of Operations:</b>	Nelson Hernandez	Utah State, '13	2nd year at LSU
<b>Coordinator of Operations:</b>	Brian Merritt	Towson, '03	2nd year at LSU
<b>Graduate Assistant:</b>	LeBrent Walker	Washington Adventist, '18	1st year at LSU
<b>Basketball Trainer:</b>	Shawn Eddy	West Virginia, '94	14th year men's basketball (23rd at LSU)
<b>Strength &amp; Conditioning:</b>	Greg Goldin	Canisius, '11	2nd year at LSU
<b>Director Video Operations:</b>	Alex Wharton	Houston, '11	2nd year at LSU
<b>Director Student-Athlete Dev.:</b>	Tasmin Mitchell	LSU, '10	2nd year at LSU
<b>Administrative Assistant:</b>	Brittany Carvalhido	Oklahoma St. '05	9th year men's basketball (11th at LSU)

### Basketball Facts

Head Coach:	Will Wade
Alma Mater/Year:	Clemson, '05
Career Record:	109-60
Years as Head Coach:	Entering 6th year
Years at LSU:	Entering 2nd year
LSU's 2017-18 Record:	18-15 overall, 8-10 SEC (T9th)
Assistant Coach:	Bill Armstrong
Assistant Coach:	Tony Benford
Assistant Coach:	Greg Heiar
Director of Operations:	Nelson Hernandez

### University Facts

Location:	Baton Rouge, La.
Founded:	1860
Enrollment:	31,414
Nickname:	Tigers or Fighting Tigers
Colors:	Purple and Gold
Print specifications:	Purple-PMS 268, Gold-PMS 123
Mascot:	Mike VII (live Bengal tiger)
Arena:	Pete Maravich Assembly Center
Capacity:	13,215
Year Opened:	1972
All-Time Record in PMAC:	547-193 (47 years)
Conference:	Southeastern
Band:	Bengal Brass Basketball Band

### University Administration

President/Chancellor:	Dr. F. King Alexander (St. Lawrence, '87)
Faculty Representative:	Dr. Bill DeMastes (Georgia, '79)

### Athletics Department

Vice-Chancellor/AD:	Joe Alleva (Lehigh, '75)
Deputy Director of Athletics	Verge Ausberry (LSU, '90)
Sr. Associate AD/CFO	Mark Ewing (LSU, '78)
Sr. Associate AD/Sr. Woman Administrator	Miriam Segar (LSU, '94)
Sr. Associate AD/Compliance, Planning:	Bo Bahnsen (LSU, '82)
Sr. Associate AD/External Communications:	Robert Munson (Louisiana Tech, '00)
Sr. Associate AD/Facilities, Projects:	Emmett David (LSU, '82)
Sr. Associate AD/Facility Management:	Ronnie Haliburton (LSU, '90)
Associate AD/Communications:	Michael Bonnette (LSU, '93)
Associate AD/Ticket Sales & Operations:	Brian Broussard (LSU, '93)
Associate AD/Fiscal Operations:	Neal Lamonica (LSU, '98)
Assistant AD/Business & Finance:	Matthew LaBorde (LSU, '08)
Assistant AD/Compliance:	Blair Napolitano (LSU, '05)
Assistant AD/Game-Event Management:	David Taylor (UTEP, '99)
Assistant AD/Television Operations	Kevin Wagner (LSU, '80)
Assistant AD/Human Resources:	Wendy Nall (Southeastern, '00)
Associate AD/Fan Engagement:	Jason Suitt (South Carolina, '99)
Assistant AD/Compliance:	Matt Jakoubek (Northern Iowa, '00)

### Communications

Associate AD/Communications:	Michael Bonnette (LSU, '93)
Senior Associate Director (Basketball):	Kent Lowe (LSU-Shreveport, '79)
Senior Associate Director:	Bill Franques (LSU, '85)
Associate Director:	Judy Willson (Geneva, '88)
Assistant Director:	Brandon Berrio (LSU, '15)
Assistant Director:	Chelsey Chamberlain (Pacific Ore., '12)
Assistant Director:	Aaron Hyder (Middle Tennessee, '14)
Digital Writer:	Cody Worsham (LSU, '11)
Administrative Specialist:	Pam LeBlanc

### Creative Services

Executive Director:	Jason Feirman (LSU, '00)
Creative Services Manager:	PJ Odom (Miss. State, '05)
Creative Services Coordinator:	Lindsey Thompson (Bowling Green, '15)
Creative Services Coordinator:	Stephanie Lyles (LSU, '10)
Motion Graphics Creative Coordinator	Matt Tornquist (LSU, '10)
Photography Manager	Chris Parent (LSU, '15)

### LSU Sports Productions

Director of Media Production:	David Landry (LSU, '90)
Production Coordinator:	Lee Scioneaux (LSU, '90)
Production Specialist:	Abby Morris (Louisiana Tech, '12)
Production Specialist:	Caleb Thornton

### LSU Sports Radio Network

Director of Broadcasting:	Chris Blair (Lander, '97)
---------------------------	---------------------------

### Interactive

Director of Multimedia:	Todd Politz (LSU, '99)
-------------------------	------------------------

### Media Information

Men's Basketball SID:	Kent Lowe
SID Office Phone:	225-578-8226
Lowe's Office Phone:	225-578-1864
Lowe's Cell Phone:	225-241-4360
Lowe's E-Mail Address:	clowe@lsu.edu
Lowe's Twitter:	@LSUkent
LSU website:	www.LSUsports.net
Press Row Phone:	225-578-8226
SID Mailing Address:	Athletics Administration Building Baton Rouge, LA 70803

### Athletics Phone Directory (225 area code)

Athletics Department:	578-8100
Athletics Director:	578-3600
Senior Women's Administrator:	578-1888
Student Services:	578-4100
Marketing and Promotions:	578-6629
Internal Operations:	578-6603
Business Office:	578-6783
Ticket Office:	578-2184
Men's Basketball Office:	578-8217



## 2018-19 LSU Men's Basketball Team

### Alphabetical

NO.	NAME	POS.	HT.	WT.	YR.	EXP.	HOMETOWN (PREVIOUS SCHOOL)
11	Kavell Bigby-Williams	F	6-11	250	Sr.	TR	London, England (Oregon) (Harris Academy Beckenham)
21	Courtese Cooper	F	6-8	210	So.	JC	Elgin, Ill. (Triton College) (Elgin HS)
22	Darius Days	F	6-6	225	Fr.	HS	Raleigh, Fla. (IMG Academy)
5	Daryl Edwards	G	6-3	185	Sr.	1L	Fresno, Calif. (Northwest Florida St.) (Fresno Central HS)
12	Marshall Graves	G	6-4	195	Jr.	2L	Ponchatoula, La. (University Lab School)
15	Aundre Hyatt	F	6-5	225	Fr.	HS	Bronx, N.Y. (Miller School)
20	Danya Kingsby	G	6-1	170	Jr.	JC	Milwaukee, Wisc. (Southern Idaho) (Arlington Country Day Prep)
4	Skylar Mays	G	6-4	200	Jr.	2L	Baton Rouge, La. (Findlay Prep)
13	Will Reese	G	6-3	205	So.	RS	Leesville, La. (Anacoco HS)
0	Naz Reid	F	6-10	250	Fr.	HS	Asbury Park, N.J. (Roselle Catholic HS)
14	Marlon Taylor	G	6-5	210	Jr.	JC	Mount Vernon, N.Y. (Panola College) (Mount Vernon HS)
1	Ja'vonte Smart	G	6-4	200	Fr.	HS	Baton Rouge, La. (Scotlandville Magnet HS)
3	Tremont Waters	G	5-11	175	So.	1L	New Haven, Conn. (Notre Dame HS)
24	Emmitt Williams	F	6-6	225	Fr.	HS	Fort Myers, Fla. (Oak Ridge HS)

### Numerical

NO.	NAME	POS.	HT.	WT.	YR.	EXP.	HOMETOWN (PREVIOUS SCHOOL)
0	Naz Reid	F	6-10	250	Fr.	HS	Asbury Park, N.J. (Roselle Catholic HS)
1	Ja'vonte Smart	G	6-4	200	Fr.	HS	Baton Rouge, La. (Scotlandville Magnet HS)
3	Tremont Waters	G	5-11	175	So.	1L	New Haven, Conn. (Notre Dame HS)
4	Skylar Mays	G	6-4	200	Jr.	2L	Baton Rouge, La. (Findlay Prep)
5	Daryl Edwards	G	6-3	185	Sr.	1L	Fresno, Calif. (Northwest Florida St.) (Fresno Central HS)
11	Kavell Bigby-Williams	F	6-11	250	Sr.	TR	London, England (Oregon) (Harris Academy Beckenham)
12	Marshall Graves	G	6-4	195	Jr.	2L	Ponchatoula, La. (University Lab School)
13	Will Reese	G	6-3	205	So.	RS	Leesville, La. (Anacoco HS)
14	Marlon Taylor	G	6-5	210	Jr.	JC	Mount Vernon, N.Y. (Panola College) (Mount Vernon HS)
15	Aundre Hyatt	F	6-5	225	Fr.	HS	Bronx, N.Y. (Miller School)
20	Danya Kingsby	G	6-1	170	Jr.	JC	Milwaukee, Wisc. (Southern Idaho) (Arlington Country Day Prep)
21	Courtese Cooper	F	6-8	210	So.	JC	Elgin, Ill. (Triton College) (Elgin HS)
22	Darius Days	F	6-6	225	Fr.	HS	Raleigh, Fla. (IMG Academy)
24	Emmitt Williams	F	6-6	225	Fr.	HS	Fort Myers, Fla. (Oak Ridge HS)

### Coaching Staff

<b>Head Coach:</b>	Will Wade	Clemson, '05	2nd year at LSU
<b>Assistant Coach:</b>	Bill Armstrong	UAB, '01	2nd year at LSU
<b>Assistant Coach:</b>	Tony Benford	Texas Tech, '92	2nd year at LSU
<b>Assistant Coach:</b>	Greg Heiar	Mount St. Claire, '00	2nd year at LSU
<b>Director of Operations:</b>	Nelson Hernandez	Utah State, '13	2nd year at LSU
<b>Coordinator of Operations:</b>	Brian Merritt	Towson, '03	2nd year at LSU
<b>Graduate Assistant:</b>	LeBrent Walker	Washington Adventist, '18	1st year at LSU
<b>Basketball Trainer:</b>	Shawn Eddy	West Virginia, '94	14th year men's basketball
<b>Strength &amp; Conditioning:</b>	Greg Goldin	Canisius, '11	2nd year at LSU
<b>Director Video Operations:</b>	Alex Wharton	Houston, '11	2nd year at LSU
<b>Student-Athlete Dev.:</b>	Tasmin Mitchell	LSU, '10	2nd year at LSU
<b>Administrative Assistant:</b>	Brittany Carvalhido	Oklahoma St. '05	9th year men's basketball

### Pronunciation

Heiar - Hy-err
Naz -- Nahz
Aundre -- An-dre
Danya -- Dan-ah
Courtese -- Cour-tease
Ja'vonte -- Juh-von-tay
Kavell -- Kuh-vell
Naz -- Nahze
Tremont -- Truh-mont
Carvalhido - Carv-eh-lee-doe





# DARYL EDWARDS

5

G • 6-3 • 185 • SR. • 1L  
**FRESNO, CALIFORNIA**  
**NW FLORIDA STATE**  
**(FRESNO CENTRAL HS)**

## JUNIOR SEASON (2017-18)

Played in 32 games with 16 starts, including eight of the last 11 games ... Averaged 6.8 points per game, 1.7 rebounds and 1.3 assists per game ... 73-of-158 FG (46.2%), 39 3FGS, 31-of-39 FT (79.5%) ... Best game was 21 points at Alabama (2/13) on 8-of-10 field goal shooting, including 3-of-3 from the arc ... Nine games scoring in double figures ... Averaged 22 minutes per game ... Made three three-point field goals five times ... Scored 11 points in the SEC Tournament game with Mississippi State with three treys ... Scored all 14 of his points against Arkansas at home in the first half (2/3) to help the Tigers get a big momentum swing that carried them through the game.

## PRIOR TO LSU

Edwards helped Northwest Florida State College in Niceville, Florida, advance deep into the National Junior College basketball championships both years with his team going to the final eight in 2016 and the national semifinals in 2017 under Coach Steve DeMeo ... As a sophomore (2016-17), he averaged 13.6 points per game, 3.1 rebounds, 3.9 assists and 28.4 minutes per game. He shot 48.9 percent (161-of-329) and shot over 46 percent from the arc (76 treys) ... He ranked 23rd in national junior college stats in three-point percentage ... As a freshman (2015-16) he averaged 13.4 points per game, 4.6 rebounds and 3.6 assists. He averaged 27.4 minutes per game and shot 45.2 percent from the field with 47 treys ... The 2017 team won the Panhandle Conference title and in advancing to the national semis, Edwards averaged 19.3 points in the tournament and earned Division I All-Tournament honors ... He was the No. 23 ranked junior college player in the country ... Also played high school football (QB/WR) for four years at Fresno High .... In high school averaged 29 points, 13 rebounds and 11 assists.

## PERSONAL

Born on March 10, 1996 ... Right handed ... Father is Daryl Edwards, Sr. and mom is Connie Breazell ... One brother, Darren Edwards, and sisters Destiny Edwards and Karess Sainz ... Major is interdisciplinary studies ... Enjoys watching "netflix" ... Favorite food is barbecue and favorite dessert is fudge brownies ... Favorite pro basketball player is John Wall and favorite team the Washington Wizards ... Basketball superstition is to "always make first shot of day and last" in practice.

## Top Career Performances

- Points:** 21, at Alabama, 2/13/18
- Rebounds:** 5, vs. twice
- Field Goals Made:** 8, at Alabama, 2/13/18
- 3 PT FG Game:** 3, five times
- Free Throws Made:** 4, twice
- Assists:** 6, vs. Samford, 11/16/17
- Blocks:** 1, three times
- Steals:** 3, at Alabama, 2/13/18
- Minutes Played:** 34, at Florida, 2/7/18

## Top LSU Career Scoring Games

1. 21, at Alabama, 2/13/18
2. 15, vs. UTM, 11/29/17
3. 14, vs. Arkansas, 2/3/18
4. 12, vs. Texas A&M, 1/23/18
5. 11, vs. Miss. State, 3/8/18
5. 11, at UGA, 2/24/18
5. 11, vs. Sam Houston, 12/19/17
8. 10, vs. N. Florida, 12/22/17
8. 10, vs. SFA, 12/16/17
10. 9, at Florida, 2/7/18

## EDWARDS' YEAR-BY-YEAR STATISTICS

SEASON	GP-GS	MIN/AVG	FG-A	PCT.	3FG-A	PCT.	FT-A	PCT.	REB-AVG.	PF-FO	AST	TO	BLK	STL	PTS-AVG.
2017-18	32-16	705/22.0	73-158	.462	39-105	.371	31-39	.795	55-1.7	57-0	42	29	3	23	216-6.8
<b>TOTALS</b>	<b>32-16</b>	<b>705/22.0</b>	<b>73-158</b>	<b>.462</b>	<b>39-105</b>	<b>.371</b>	<b>31-39</b>	<b>.795</b>	<b>55-1.7</b>	<b>57-0</b>	<b>42</b>	<b>29</b>	<b>3</b>	<b>23</b>	<b>216-6.8</b>



# SKYLAR MAYS

# 4

**G • 6-4 • 200 • JR. • 2L  
BATON ROUGE, LOUISIANA  
FINDLEY PREP (NEV.)/  
UNIVERSITY LAB SCHOOL**

#### Top Career Performances

**Points:** 22, at Arkansas, 1/21/17  
**Rebounds:** 9, twice  
**Field Goals Made:** 7, vs. SFA, 12/16/17  
**3 PT FG Game:** 4, three times  
**Free Throws Made:** 8, vs. Marquette, 11/22/17  
**Assists:** 11, vs. Houston, 11/29/16  
**Blocks:** 2, twice  
**Steals:** 6, at UGA, 2/24/18  
**Minutes Played:** 39, at South Carolina, 2/28/18

#### Top LSU Career Scoring Games

- 22, at Arkansas (1/21/17)
- 20, at UGA (2/24/18)
- 20, vs. Samford (11/16/17)
- 19, at Ole Miss (2/14/17)
- 18, vs. Houston (12/10/17)
- 18, vs. UTM (11/29/17)
- 17, vs. Ole Miss (2/10/18)
- 17, vs. SFA (12/16/17)
- 16, at Utah (3/19/18)
- 15, three times

**COSIDA Second Team Academic All-America, 2018  
SEC Academic Honor Roll, 2018**

#### SOPHOMORE SEASON (2017-18)

Upped his scoring average three full points in his second year at LSU, from 8.3 to 11.3 points per game ... He played in all 33 games starting 30 and in two years has made 55 starts in 64 career games ... Averaged 4.0 rebounds a game and 3.0 assists a game ... Also 1.6 steals per contest ... Became the second part of Coach Will Wade's two-point guard system at LSU ... In the UGA game (2/24), he became the 33rd player in LSU history to have 200 career assists ... He is now at 210 assists ... Second straight year with good assist-to-turnover numbers of 97-to-56 ... No. 15 in the league in minutes player per game at 31.1 ... 22 games in double figures, including eight-of-the-last-10 ... In the NIT two games scored 27 combined points, was 11-of-20 from the field with 5-of-9 from the arc ... Best games of season came twice – 20 points vs. Samford (11/16) and at UGA (2/24) ... 35 games over two years in double figures ... 14 career games over two years with five assists or more ... 125-of-282 from the field (44.3 percent) with 47 three-pointers (68 over two years) ... 77-of-92 at the free throw line (83.2%) ... Four times made four treys in a game ... Honored by LSU's Black Faculty and Staff Caucus at their annual awards presentation in Spring 2018 as one of the recipients of the Jesse Owens Student Award for the highest GPA by undergraduate student-athletes.

#### FRESHMAN SEASON (2016-17)

Started at point guard in 25-of-the-31 games that LSU played during the season ... Averaged 22.9 minutes per game, 8.3 points, 2.2 rebounds, 3.6 assists and 1.3 steals per contest ... 13 games scoring in double figures, 10 against Southeastern Conference teams ... 7 games of 5 assists or more ... Averaged 10.4 points per game in the 18 regular season league games ... Improved scoring average from 5.6 to 8.3 at end of season ... Finished the year 10th in the league in assist average ... 113 assists and 69 turnovers, an assist/turnover ratio of 1.6, ninth in the league ... Best assist game of 11 in the win over Houston (11/29) ... Had 22 points at Arkansas, hitting 6-of-9 field goals with one trey and 9-of-11 at the free throw line (1/21) ... Had 19 at Ole Miss (2/14) ... Shot 41 percent from the field (83-202), 21 treys (32.8%) and 81.2 percent at the free throw line (69-85) ... 28-of-31 at the line (90.3%) over the last 10 games of the year.

#### PRIOR TO LSU

Played four seasons at University High School in Baton Rouge (grades 8-11) where he averaged 7.2 assists per game under head coach Joe Spencer (last year at U-High, 2014-15) ... He had 888 assists in his career and 295 steals with only 367 turnovers ... Averaged 11.1 during the 2013-14 season and 9.1 points, 8.1 assists and 3.2 rebounds during the 2014-15 campaign ... Set the record for assists at the LHSAA Top-28 twice with 17 in two games ... Helped the Cubs to back-to-back high school 3A State Championships in 2014 and 2015 ... Named First Team All-State twice and was a three-time First Team All-District selection ... High school teammates with late Tiger player Wayde Sims ... Transferred to Findlay Prep for his senior season (2015-16) where he played under Andy Johnson in 29 games, averaging 10.9 points per game, 5.3 assists per game, 3.0 rebounds per game and 2.7 steals per game ... Member of the honor roll.

#### PERSONAL

Born on Sept. 5, 1997 ... Right-handed ... Parents are Stan and Shannon Mays, Sr. ... Has seven siblings, Stan Jr., Sydney, Spencer, Sierra, Sonae, Soleah and Seth ... Relative David Mays played quarterback in the WFL & NFL ... Said "style of play and proximity to home" were reasons he chose to come to LSU ... Enjoys watching movies and playing chess ... Fried rice and chocolate chip cookies are his favorite foods ... Lists his favorite celebrity as Will Smith ... LeBron James is his favorite professional basketball player and is an avid fan of the New Orleans Pelicans ... Favorite athlete outside of basketball is NFL QB Tom Brady ... Major is pre-med/kinesiology.

#### MAYS' YEAR-BY-YEAR STATISTICS

SEASON	GP-GS	MIN/AVG	FG-A	PCT.	3FG-A	PCT.	FT-A	PCT.	REB-AVG.	PF-FO	AST	TO	BLK	STL	PTS-AVG.
2016-17	31-25	711/22.9	83-202	.411	21-64	.328	69-85	.812	69-2.2	55-0	113	69	2	40	256-8.3
2017-18	33-30	1026/31.1	125-282	.443	47-134	.351	77-92	.837	132-4.0	54-2	97	56	8	52	374-11.3
<b>TOTALS</b>	<b>64-55</b>	<b>1737/27.1</b>	<b>208-484</b>	<b>.430</b>	<b>68-198</b>	<b>.343</b>	<b>146-177</b>	<b>.825</b>	<b>201-3.1</b>	<b>109-2</b>	<b>210</b>	<b>125</b>	<b>10</b>	<b>92</b>	<b>630-9.8</b>



# TREMONT WATERS

# 3

**G • 5-11 • 175 • SO. • 1L**  
**NEW HAVEN, CONNECTICUT**  
**NOTRE DAME HIGH SCHOOL**

#### Top Career Performances

**Points:** 39, vs. Marquette, 11/22/17  
**Rebounds:** 11, vs. Kentucky, 1/3/18  
**Field Goals Made:** 13, vs. Marquette, 11/22/17  
**3 PT FG Game:** 5, four times  
**Free Throws Made:** 9, vs. Arkansas, 2/3/18  
**Assists:** 11, vs. Arkansas, 2/3/18  
**Blocks:** 1, vs. Houston, 12/13/17  
**Steals:** 8, vs. Texas A&M, 1/23/18  
**Minutes Played:** 40, vs. Marquette, 11/22/17

#### Top Career Scoring Games

1. 39, vs. Marquette, 11/22/17
2. 28 vs. Miss. State (SECT), 3/8/18
2. 28, vs. Vandy, 2/20/18
4. 27, vs. Arkansas, 2/3/18
4. 27, vs. Alcorn, 11/10/17
6. 25, at UGA, 2/24/18
7. 21, vs. Mizzou, 2/17/18
7. 21, at Texas A&M, 1/6/18
7. 21, vs. Michigan, 11/20/17
10. 20, vs. UNCW, 12/10/17

#### Freshman All-SEC Team, 2018

#### Freshman of the Year, All-Louisiana, 2018

#### FRESHMAN SEASON (2017-18)

Started 32-of-33 games ... Averaged 15.9 points, 3.4 rebounds, 6.0 assists and 2.0 steals ... Played average of 33 minutes a game ... Finished the season with 198 assists, topping the school record for freshman of 158 (Ben Simmons, 2016) ... Second most assists in a single season by an LSU player ... 21 games scoring in double figures ... Five double doubles (four points-assists; one points-rebounds) ... 10 games of 20 or more points ... Waters is the first LSU freshman since the 1992-93 season to average 15 points and five assists in a season .... Last SEC freshman to do it was John Wall of Kentucky (2009-10) ... Two-time SEC Freshman of the Week ... Made two treys in the final 12 seconds to get LSU the win at Texas A&M (1/6) ... Points-rebound double double came against Kentucky (1/3) when he had 18 points, 11 rebounds ... Five games of double figure assists (4 of 10 and 11 vs. Arkansas, 2/3) ... 21 games of five assists or more in a game, including the last four games of the season ... Finished the season No. 8 in the SEC in scoring, No. 2 in assists, No. 1 in steals, No. 8 in free throw percentage (117-146, 80.1%), seventh in assist-to-turnover ratio (2.1) and sixth in the league in minutes played ... Led teams in scoring 15 times, rebounding three times ... Top game of 39 points against Marquette in the Maui Classic ... 28 versus Mississippi State in SEC Tournament (3/8) and 28 vs. Vandy on Feb. 20 ... For the season, made 168-of-403 field goals for 41.7 percent, including 72 treys (35.1%).

#### PRIOR TO LSU

Averaged 25.3 points, 4.6 assists and 4.6 steals per game while shooting 87.3 percent from the free throw line as a senior in 2017 for Notre Dame High, leading the Knights (22-2) to the first round of the Class LL state tournament ... Four-star prospect who was ranked No. 32 in the 2017 ESPN rankings and No. 41 overall in the 2017 class according to Scout.com ... Listed as the eighth point guard in the top 100 rankings by ESPN ... Waters played in the Jordan Brand All-Star game, where he had eight points and two assists ... He was named the Gatorade Player of the Year for Connecticut for the 2016-17 season ... Also played football and baseball in high school.

#### PERSONAL

Born Jan. 10, 1998 in New Haven, Connecticut ... Right-handed ... Parents are Vanessa and Ed Waters ... Six brothers: John, Jordan, Edward, Curt, Keshawn and George ... Major at LSU is business and finance ... Likes to listen to music and get a massage to relax ... Favorite food is mom's rice and kielbasa ... Favorite dessert is graham crackers and milk ... Favorite celebrity is Drake ... Favorite pro basketball player is LeBron James and Kyrie Irving ... Favorite NBA team is "wherever LeBron James is playing" so now that is the LA Lakers ... Favorite pro athlete outside basketball is NFL wide receiver Antonio Brown.

#### WATERS' YEAR-BY-YEAR STATISTICS

SEASON	GP-GS	MIN/AVG	FG-A	PCT.	3FG-A	PCT.	FT-A	PCT.	REB-AVG.	PF-FO	AST	TO	BLK	STL	PTS-AVG.
2017-18	33-32	1089/33.0	168-403	.417	72-205	.351	117-146	.801	111-3.4	74-1	198	96	3	67	525-15.9
<b>TOTALS</b>	<b>33-32</b>	<b>1089/33.0</b>	<b>168-403</b>	<b>.417</b>	<b>72-205</b>	<b>.351</b>	<b>117-146</b>	<b>.801</b>	<b>111-3.4</b>	<b>74-1</b>	<b>198</b>	<b>96</b>	<b>3</b>	<b>67</b>	<b>525-15.9</b>





# KAVELL BIGBY-WILLIAMS

# 11

**F • 6-11 • 250 • SR. • TR**  
**LONDON, ENGLAND**  
**OREGON/GILLETTE (WYOMING)**  
**COLLEGE/HARRIS ACADEMY**  
**(BECKENHAM, ENGLAND)**

## **2017-18 AT LSU**

Sat out the 2017-18 season under transfer rules ... Will have one season of eligibility remaining for the 2018-19 campaign ... Practiced with the team during 2017-18 season.

## **PRIOR TO LSU**

Transferred to LSU after playing the 2016-17 season for the University of Oregon ... Appeared in 37 games with one start for the team that went to the NCAA Final Four ... He was just the third British player to make it to the Final Four (joining Karl Brown, Georgia Tech, 1990; Luol Deng, Duke, 2004) ... Had 11 points and 11 rebounds versus Savannah State for his first career double double ... Two double figure rebound games ... Averaged 3.0 points, 2.8 rebounds and had 28 total blocks during the season ... Played 15 minutes in NCAA opener against Iona with 6 rebounds, had five points in round 2 versus Rhode Island ... Played in 2015-16 and 2014-15 at Gillette (Wyoming) College ... Averaged 16.8 points, 13.6 rebounds and 5.6 blocks per game in 36 games as a sophomore earning NJCAA first-team All-America honors ... Named the 2015-16 Spalding NJCAA Division I Player of the Year ... Rated as the No. 3 junior college prospect nationally after the 2015-16 season ... Led the Region IX Conference in defensive rebounds, total rebounds and blocks while finishing second in rebound average per game ... Helped lead Gillette to a 35-2 record and a third-place finish at the JC national tournament ... Led the nation with 211 blocked shots and shot 59.2 percent from the field ... Recorded a double-double in 28 of 36 games ... In 2014-15, averaged 10.1 points and 9.6 rebounds per contest ... Third-team All-Region honors as team earned first ever trip to the national tournament ... In high school in Beckenham, England (at Harris Academy), named the defensive player of the year and the conference player of the year after averaging 20.7 points, 15.4 rebounds and 6 blocks per game as a senior in 2013-14 ... Has also played as late as the summer of 2017 for Great Britain's national teams.

## **PERSONAL**

Born October 7, 1995 ... Full name is Kavell Chevano Bigby-Williams in London, England ... Parents are Cheryl Bigby and Paul Lolon ... Majoring in interdisciplinary studies ... Boxer Lennox Lewis is a cousin ... Likes Chinese and Caribbean food ... One of favorite professional basketball players is Anthony Davis of the New Orleans Pelicans ... Favorite NBA team is the OKC Thunder ... Favorite athletes outside basketball are former international soccer star Thierry Henry and boxing legend Muhammad Ali.



# DARIUS DAYS

# 22

**F • 6-6 • 225 • FR. • HS**  
**RALEIGH, FLORIDA**  
**IMG ACADEMY**

Attended IMG Academy this past season ... Prior to that attended the Rock School in Gainesville ... Gainesville Sun Co-Player of the Year in 2017 after averaging 21 points, 10 rebounds and two steals ... Four-star recruit signed with LSU in the Nov. 2017 signing period as part of top 3 recruiting class ... Shot 47% from the field, 38.5% from three-point range and 82.1% from the free throw line.

## **PERSONAL**

Born on Oct. 20, 1999 ... Right handed ... Born in Gainesville, Florida ... Parents are Tracy and Greg Days ... Two brothers – Anthony, Greg .... Majoring in interdisciplinary studies ... Lists listening to music as what he does to relax ... Favorite food is ribs ... Favorite dessert is pineapple upside down cake ... Favorite pro basketball player is Draymond Green ... Favorite team is the San Antonio Spurs ... Former LSU WR Odell Beckham is his favorite pro athlete outside basketball.



# AUNDRE HYATT

# 15

**F • 6-5 • 225 • FR. • HS  
BRONX, NEW YORK  
MILLER SCHOOL (VIRGINIA)**

## **PRIOR TO LSU**

Played for the Miller School in Charlottesville, Virginia the last two years ... Led the team with 18 points a game scoring, 8.5 rebounds and 1.7 steals per game ... Shot 46.7 percent from the field, including 34 percent from three-point range ... Miller School went 27-4 last year and won the state championship ... Hyatt was the state player of the year in 2018 ... Decided in the summer of 2018 to reclassify from 2019 ... Hyatt, who began his high school career at Archbishop Stepinac in White Plains, was among Rivals' top 100 players in its 2019 rankings.

## **PERSONAL**

Born on July 23, 2000, in the Bronx, New York ... Right handed ... Dean's List at Miller School junior and senior seasons ... Parents are Nিকেিশা Nicholson and Linval Hyatt ... One sibling – Samoye Sharpe ... Major is marketing ... Likes to play mini-golf ... Favorite food is pizza and dessert cheesecake ... Favorite pro basketball player is Carmelo Anthony.





# NAZ REID

# O

**F • 6-10 • 250 • FR. • HS  
ASBURY PARK, NEW JERSEY  
ROSELLE CATHOLIC HIGH SCHOOL**

## **PRIOR TO LSU**

Five-star recruit, ranked 18th in the nation in the 247 composite rankings ... Averaged 14.8 points, 7.7 rebounds and 2.1 assists in 2018 for Roselle Catholic under Coach Dave Boff ... Team won the Non-Public B state title game, 63-61, over Ranney when Reid scored an alley-oop dunk with 6.3 seconds to play ... Had 22 points in the game ... Also scored 22 points in the finals as Roselle won the New Jersey Tournament of Champions ... Participated in the McDonald's All-Star game scoring 15 points with 11 rebounds and two assists ... Prep All-American.

## **PERSONAL**

Born on Aug. 26, 1999 ... Right handed ... Major is interdisciplinary studies ... Favorite food is pizza ... Favorite NBA player is Kevin Durant and favorite athlete outside basketball is the Giants' Odell Beckham, Jr.



# JA'VONTE SMART

1

G • 6-4 • 200 • FR. • HS  
BATON ROUGE, LOUISIANA  
SCOTLANDVILLE MAGNET HS

## PRIOR TO LSU

Four star recruit ranked 35 in the 247sports.com composite rankings ... Captured his third straight Farm Bureau/LSWA Mr. Basketball Award at Scotlandville ... Under Coach Carlos Sample, helped Scotlandville win the Class 5A title in 2015 and the Division I Select titles in 2017 and 2018 ... Averaged 22.4 points, 6.9 rebounds and 7.2 assists as a sophomore, 25.1 points, 8.7 rebounds and 6.4 assists as a junior in 2017 and in 2018, 32.9 points, 10.6 rebounds and 6.1 assists ... Finished his high school career with 3,306 career points, averaging 23.3 points ... Three times was the Louisiana Gatorade Player of the Year and also three times the Class 5A Most Outstanding Player ... Also named a prep All-America for his career at Scotlandville.

## PERSONAL

Born on June 3, 1999 in Baton Rouge ... Right handed ... Mom is Melinda Smart ... Four brothers and sisters ... Major at LSU is sports administration ... Enjoys fried shrimp and hamburgers as his favorite food ... Favorite TV show is Law and Order ... Kevin Durant is his favorite NBA player with the NBA Champion Golden State Warriors his favorite team.



# EMMITT WILLIAMS

# 24

**F • 6-6 • 225 • FR. • HS  
FORT MYERS, FLORIDA  
OAK RIDGE HIGH SCHOOL**

## **PRIOR TO LSU**

Five-star forward who was ranked No. 21 by ESPN and No. 26 in the 247sports.com composite player rankings ... Signed in the April 2018 signing period ... Led Oak Ridge to the Florida High School Athletic Association Class 9A state championship with a 30-4 record in 2018 averaging 17.6 points, 12.4 rebounds and 1.7 blocks a game ... Participated in the Jordan Brand Classic scoring 44 points in the All-American game, breaking LeBron James' scoring record in the classic by 10 points.

## **PERSONAL**

Born on Sept. 15, 1998 in Fort Myers, Florida ... Right handed ... Parents are Renata DeBose and Emmitt Williams ... Three brothers and sisters ... Major at LSU is interdisciplinary studies ... Favorite food is chicken wings and favorite dessert is his "grandma Mary's pound cake" ... Favorite NBA players are Kevin Durant and Kevin Garnett ... His favorite NBA team is "any team Kevin Durant is on."



# COURTESE COOPER

# 21

**F • 6-8 • 210 • SO. • JC**  
**ELGIN, ILLINOIS**  
**TRITON COLLEGE/ELGIN HS**

## **PRIOR TO LSU**

Cooper was part of the Division II junior college national championship team at Triton College (Illinois) in 2018 ... Completed his freshman season at Triton and will have three years of eligibility remaining ... Cooper started 35-of-36 games for Triton, averaging 10.1 points per game, 6.8 rebounds and 103 blocks (2.9 bpg), while shooting 55 percent overall and 40 percent from outside the arc for Coach Steve Christiansen ... Prepped at Elgin High School where he earned three letters in basketball and four letters as a middle blocker in volleyball ... He was all-area/conference twice in basketball and all-area/conference three in volleyball ... Posted 156 blocks his senior year in high school.

## **PERSONAL**

Born on April 5, 1999 ... Parents are Robin and Gerhard Cooper .... Other family members: Dajha Cooper, Marrissa Chapman and Andrew Chapman ... Right handed ... Major at LSU is interdisciplinary studies ... Favorite food is Chinese and favorite dessert is peach cobbler ... Favorite celebrity is Wiz Khalifa ... Favorite NBA player is LeBron James and favorite NBA team is the Chicago Bulls ... Favorite athlete outside basketball is football star Tom Brady.





# DANYA KINGSBY

# 20

**G • 6-1 • 170 • JR. • JC  
MILWAUKEE, WISCONSIN  
SOUTHERN IDAHO/ARLINGTON  
COUNTRY DAY PREP**

## **PRIOR TO LSU**

Helped the College of Southern Idaho to the championship game of the National Junior College Tournament (Division I) ... Averaged 13.3 points and 3.7 assists per game for Southern Idaho and Coach Jared Phay ... Also shot 38.2 percent from three-point range ... He was ranked No. 26 nationally among junior college prospects by the JuCo Recruiting.com website ... Prepped at Arlington Country Day,

## **PERSONAL**

Born on May 16, 1998, in Milwaukee, Wisconsin ... Right handed ... Mother is Tiffany Jackson ... Six brothers and sisters ... Major is sports administration ... Favorite food is chicken ... Favorite pro basketball player is Russell Westbrook ... Favorite NBA team is Cleveland Cavaliers.



# MARLON TAYLOR

# 14

**G • 6-5 • 210 • JR. • JC**  
**MOUNT VERNON, NEW YORK**  
**PANOLA COLLEGE/MOUNT VERNON HS**

## **PRIOR TO LSU**

Joins Tigers with two years of eligibility after finishing his sophomore year at Panola ... Averaged 17.0 points, 9.5 rebounds and 1.8 assists in 2018 as Panola posted a 20-12 record, advancing to the NJCAA Region 14 Tournament quarterfinals ... In 2017, his freshman season, the team went 26-9 and advanced to the second round of the NJCAA national tournament for the first time since 1979 after winning the Region 14 tournament ... Grant McMillan was Taylor's coach at Panola ... Averaged 10.7 points and 7.1 rebounds a game during that freshman campaign ... Attended Mt. Vernon High School and had a prep school year at Forest Trail Academy in Kernersville, North Carolina ... Led Mt. Vernon High to the New York Section I Class AA state championships and a 19-4 record, averaging 14 points and 9 rebounds a game.

## **PERSONAL**

Born on August 16, 1997 ... Right handed ... Mother is Zenchia Crenshaw ... One younger brother and sister ... Major is sports administration ... Favorite food is French toast and favorite dessert is apple pie ... Favorite celebrity is Will Smith ... Favorite basketball player is Jamal Crawford and favorite NBA team is the Cavaliers.



# MARSHALL GRAVES

# 12

G • 6-4 • 195 • JR. • 2L  
PONCHATOULA, LOUISIANA  
UNIVERSITY LAB SCHOOL

### Top Career Performances

**Points:** 7, vs. North Florida, 12/22/17  
**Rebounds:** 3, at Auburn, 1/27/18  
**Field Goals Made:** 3, vs. North Florida, 12/22/17  
**3 PT FG Game:** 2, vs. UTM, 11/29/17  
**Free Throws Made:** 2, vs. Miss. State (SECT), 3/8/17  
**Assists:** 3, vs. Texas A&M, 2/4/17  
**Steals:** 1, vs. Houston, 11/29/16  
**Minutes Played:** 16 vs. UTM, 11/29/17

### Top Career Scoring Games

1. 7, vs. North Florida, 12/22/17  
 2. 6, vs. UTM, 11/29/17  
 3. 3, at Auburn, 1/27/18  
 4. 2, vs. Alcorn, 11/10/17  
 4. 2, vs. Miss. State, 3/8/17

### SOPHOMORE SEASON (2017-18)

Played in 14 games, scoring 18 points while averaging 5.1 minutes per game ... Averaged 1.3 points and 0.4 rebounds ... 7-of-19 from the field (36.8%) ... 4 three-point field goals ... Scored 7 points, career best against North Florida (12/22) in 10 minutes, better than the six he scored against UT Martin (11/29) in which he played a career best 16 minutes ... Played in 29 games over two years as a walk-on for the Tigers.

### FRESHMAN SEASON (2016-17)

Invited to walk-on to the team for the 2016-17 season by LSU basketball staff ... Appeared in 15 games, scoring four total points, 0.3 ppg ... Also averaged 0.3 rebounds ... Averaged 3.2 minutes per game with a high of 14 minutes in the Texas A&M game (2/4) ... Posted three assists in that game ... Scored two points versus VCU (11/25) and the season finale in the SEC tournament against Mississippi State (3/8).

### PRIOR TO LSU

Was part of the run of three state championships in 2014, 2015 and 2016 at University High in Baton Rouge along with teammates Skylar Mays (2014, 2015) and the late Wayde Sims (2014, 2015, 2016) ... Set a season school record in 2016 for free throw percentage at 91.4 percent ... Was named honorable mention all-state by the state sports writers for Class AAA ... Played point guard for Coach Joe Spencer.

### PERSONAL

Born on April 20, 1998 ... Right handed ... Parents are Amy and Marshall Graves ... Young brother, Allen, and younger sister, Amoura ... Came to LSU to hopefully "play basketball" and liked school's engineering programs ... Majoring in general business ... Favorite food is steak and favorite dessert choice is beignets ... Favorite pro basketball player is former NBA star, now Memphis head coach Penny Hardaway ... Favorite pro athlete outside basketball is Tim Tebow.

### GRAVES' YEAR-BY-YEAR STATISTICS

YEAR	GP-GS	MIN/AVG	FG-A	PCT.	3FG-A	PCT.	FT-A	PCT.	REB-AVG.	PF-FO	AST	TO	BLK	STL	PTS-AVG.
2016-17	15-0	48/3.2	1-9	.111	0-6	.000	2-3	.667	5-0.3	7-0	3	3	0	1	4-0.3
2017-18	14-0	72/5.1	7-19	.368	4-14	.286	0-0	.000	5-0.4	5-0	9	3	0	0	18-1.3
<b>TOTALS</b>	<b>29-0</b>	<b>120/4.1</b>	<b>8-28</b>	<b>.286</b>	<b>4-20</b>	<b>.200</b>	<b>2-3</b>	<b>.667</b>	<b>10-0.3</b>	<b>12-0</b>	<b>12</b>	<b>6</b>	<b>0</b>	<b>1</b>	<b>22-0.8</b>



# WILL REESE

# 13

**G • 6-3 • 205 • SO. • RS**  
**LEESVILLE, LOUISIANA**  
**ANACOCO HIGH SCHOOL**

## **2018 SEC Academic Honor Roll** **2017 SEC First-Year Academic Honor Roll**

Walked on to the LSU basketball team for the 2018-19 season after two seasons on the LSU Baseball team.

### **LSU BASEBALL (2017-18)/PRIOR TO LSU**

Pitched in 10 games over his two seasons with the Tiger baseball squad for 8.1 innings ... Standout player in high school basketball at Anacoco ... Reese led Anacoco to back-to-back Class B titles in 2015 and 2016 before coming to LSU to play baseball ... Reese in 2015 was named the Most Outstanding Player in the Top 28, averaging 21 points and 11 rebounds ... He averaged 23 and 13 in guiding Anacoco to the state title ... In 2016 as a senior, was voted the Outstanding Player on the boys squad for the second straight year in Class B by the LSWA, averaging 27 points and nine rebounds per game ... One of the top multi-sport high school athletes in Louisiana ... Three-time all-state selection in baseball and Academic All-State ... led Anacoco High to two state basketball titles during his career.

### **PERSONAL**

Full name is Will Richard Reese ... Parents are Ricky and Krista Reese ... Has older brother, John, and an older sister, Colleen ... Brother played basketball at the University of New Orleans, and his father, grandfather and uncle played basketball at Louisiana College ... Chose to attend LSU for "the opportunity to play at the best program in the country and play for my state school" ... Majoring in finance at LSU ... Born August, 8, 1997, in DeRidder, La.... Lists hunting, fishing and golf as his hobbies ... Favorite food is steak ... Favorite pro basketball player is Chris Paul of the Houston Rockets and his favorite NBA team is the New Orleans Pelicans ... His favorite pro athlete outside of basketball is New Orleans Saints quarterback Drew Brees.



# Career Game-by-Game Statistics

## Darryl Edwards (2017-18, Jr.)

Opponent	Min.	FG	3FG	FT	REB	PF	A	TO	BLK	STL	PTS
Alcorn State	20	3-5	2-4	0-0	2	2	0	0	0	1	8
Samford *	26	2-4	2-4	2-2	2	2	6	0	0	1	8
Michigan (Maui)	10	0-0	0-0	2-2	1	0	0	1	0	0	2
Notre Dame (Maui)	16	0-2	0-2	0-0	1	3	0	1	0	0	0
Marquette (Maui)	7	0-2	0-1	0-0	2	2	0	0	0	1	0
UT Martin	25	6-11	3-6	0-0	2	0	3	0	0	1	15
UNCW	18	2-2	2-2	1-1	0	1	0	1	1	0	7
Houston	25	1-6	1-4	0-0	0	1	0	0	0	0	3
Stephen F. Austin	24	2-4	2-4	4-4	2	3	0	3	0	1	10
Sam Houston State *	27	3-6	3-6	2-2	5	2	1	1	1	0	11
North Florida *	18	4-4	2-2	0-0	1	0	3	1	0	1	10
at Memphis *	21	2-3	1-2	0-0	1	1	2	2	0	0	5
Kentucky *	10	0-1	0-0	0-0	1	0	0	0	0	0	0
at Texas A&M *	25	3-6	1-4	1-2	1	2	1	2	0	1	8
at Arkansas *	19	1-4	0-3	0-1	0	3	2	0	0	0	2
Alabama *	22	2-6	0-3	0-0	0	1	1	1	0	1	4
Georgia *	14	2-5	1-4	0-0	1	0	0	0	0	0	5
at Vanderbilt	17	1-2	1-2	0-0	2	3	1	1	0	0	3
Texas A&M	22	3-4	2-3	4-4	2	2	2	2	0	1	12
at Auburn	22	3-6	0-2	2-2	0	4	1	2	0	2	8
at Tennessee	25	3-6	0-2	0-0	2	0	2	1	0	1	6
Arkansas	20	4-7	3-6	3-3	3	4	0	0	0	0	14
at Florida *	34	3-7	2-4	1-2	1	3	1	1	0	0	9
Ole Miss *	29	2-7	1-6	0-0	1	1	4	3	0	1	5
at Alabama *	33	8-10	3-3	2-4	3	2	1	2	0	3	21
Missouri *	30	2-8	2-6	0-0	3	2	1	1	0	0	6
Vanderbilt *	25	0-3	0-2	2-2	2	3	1	0	0	1	2
at Georgia *	29	5-9	1-4	0-0	2	1	2	1	0	1	11
Mississippi State	11	0-1	0-1	0-0	1	2	2	0	0	0	0
Miss. State (SECT)	27	4-8	3-6	0-0	2	1	1	1	1	0	11
UL-Lafayette (NIT) *	30	1-5	0-4	3-6	4	4	2	0	0	3	5
at Utah (NIT) *	24	1-4	1-3	2-2	5	3	2	1	0	2	5
<b>TOTALS</b>	<b>705</b>	<b>73-158</b>	<b>39-105</b>	<b>31-39</b>	<b>55</b>	<b>57</b>	<b>42</b>	<b>29</b>	<b>3</b>	<b>23</b>	<b>216</b>

## Skylar Mays (2017-18, So.)

Opponent	Min.	FG	3FG	FT	REB	PF	A	TO	BLK	STL	PTS
Alcorn State *	23	3-5	0-1	1-1	3	0	5	1	0	2	7
Samford *	29	6-11	4-7	4-4	1	2	2	4	0	1	20
Michigan (Maui) *	34	3-6	0-2	2-2	5	3	3	4	2	1	8
Notre Dame (Maui) *	28	3-10	1-4	1-1	7	0	0	4	0	0	8
Marquette (Maui) *	34	1-3	0-2	8-8	5	5	2	4	1	0	10
UT Martin *	34	6-12	4-10	2-5	1	0	3	1	1	1	18
UNCW *	26	5-6	2-3	2-2	2	3	2	0	1	1	14
Houston *	37	6-16	0-5	6-6	9	0	2	2	0	1	18
Stephen F. Austin *	32	7-10	1-2	2-3	4	4	6	4	1	3	17
Sam Houston State *	31	6-11	1-6	0-0	3	0	5	2	0	4	13
North Florida *	21	3-6	0-1	0-0	6	1	5	1	0	2	6
at Memphis *	30	4-9	4-7	2-2	5	4	4	3	0	1	14
Kentucky *	30	2-11	1-1	0-0	1	1	3	1	0	2	5
at Texas A&M *	30	3-11	2-7	3-4	5	1	6	1	0	0	11
at Arkansas *	30	3-5	2-2	4-4	1	1	3	0	0	1	12
Alabama *	26	2-7	1-3	1-2	3	3	3	1	0	0	6
Georgia *	34	4-10	1-5	2-2	7	2	2	1	0	1	11
at Vanderbilt *	36	4-11	1-4	4-5	3	1	1	0	0	2	13
Texas A&M *	33	0-6	0-0	2-2	0	0	3	1	2	1	15
at Auburn *	33	4-9	0-3	2-4	4	0	5	1	0	2	10
at Tennessee *	32	1-7	0-3	4-4	6	1	1	2	0	1	6
Arkansas *	34	5-7	3-4	2-2	0	0	3	1	2	1	15
at Florida *	23	1-3	0-2	0-0	1	2	4	3	0	1	2
Ole Miss *	34	5-9	2-5	5-7	6	2	2	1	0	1	17
at Alabama *	36	3-7	2-5	5-5	9	3	3	0	0	1	13
Missouri *	31	4-9	2-5	0-1	3	1	4	0	0	1	10
Vanderbilt *	34	4-6	2-3	4-4	4	1	2	1	0	4	14
at Georgia *	33	6-12	2-6	6-7	3	5	1	1	0	6	20
at South Carolina *	39	4-13	2-10	2-2	7	3	6	3	0	2	12
Mississippi State	31	3-5	1-2	0-2	6	1	2	2	0	1	7
Miss. State (SECT) *	28	3-9	1-5	1-1	3	1	1	1	0	2	8
UL-Lafayette (NIT) *	31	5-10	1-2	0-0	2	3	1	3	0	1	11
at Utah (NIT) *	29	6-10	4-7	0-0	3	1	0	3	1	1	16
<b>TOTALS</b>	<b>1026</b>	<b>125-282</b>	<b>47-134</b>	<b>77-92</b>	<b>132</b>	<b>54</b>	<b>97</b>	<b>56</b>	<b>8</b>	<b>52</b>	<b>374</b>

## Skylar Mays (2016-17, Fr.)

Opponent	Min.	FG	3FG	FT	REB	PF	A	TO	BLK	STL	PTS
Wofford	23	5-9	0-1	0-0	0	3	6	0	0	2	10
Southern Miss	20	0-5	0-1	0-2	4	1	6	3	1	1	0
North Florida	16	2-3	1-2	0-0	3	0	3	3	0	0	5
vs. Wichita State	20	0-6	0-1	2-2	2	0	2	3	0	1	2
vs. Old Dominion	18	3-5	0-1	0-0	2	2	0	0	0	1	6
vs. VCU	24	5-7	1-1	3-4	4	2	1	3	0	0	14
Houston	23	0-4	0-2	0-0	4	1	11	1	0	0	0
NC Central	22	2-6	1-3	1-2	0	3	4	4	0	0	6
Texas Southern	14	2-5	0-1	1-2	2	2	2	0	0	1	5
Charleston	20	0-1	0-1	0-0	3	3	4	3	0	1	0
at Wake Forest	23	1-4	0-1	4-4	3	1	3	3	1	3	6
Vanderbilt	18	3-4	3-3	2-2	2	1	4	0	0	0	11
at Missouri	18	3-8	0-1	2-2	1	1	3	0	0	2	8
Mississippi State	23	4-8	2-3	0-0	3	2	5	2	0	2	10
at Texas A&M	22	3-8	0-3	2-2	2	2	3	3	0	2	8
Alabama	20	3-7	1-2	5-6	3	2	1	2	0	1	12
at Auburn	21	1-6	0-3	2-2	2	1	4	1	0	2	4
at Arkansas	32	6-9	1-2	9-11	3	3	6	2	0	2	22

Florida	36	4-15	0-5	5-8	1	2	7	2	0	1	13
at Texas Tech	22	0-3	0-3	2-2	1	1	1	1	0	0	2
South Carolina	24	4-9	2-3	-1-3	3	2	2	6	0	2	11
Texas A&M	35	3-6	2-3	4-4	0	2	4	2	0	0	12
at Kentucky	17	2-5	1-2	0-0	4	2	2	3	0	1	5
Arkansas	20	1-2	0-0	2-3	4	2	5	2	0	2	4
at Ole Miss	34	6-10	3-4	4-4	4	3	3	4	0	4	19
at Alabama	28	2-5	0-1	1-1	1	0	4	3	0	2	5
Auburn	22	2-8	0-4	0-0	0	3	4	2	0	1	4
at Georgia	28	4-8	1-1	6-6	2	3	2	3	0	0	15
Tennessee	19	2-5	0-0	5-6	2	3	3	1	0	1	9
at Mississippi State	23	5-11	1-2	4-5	1	1	2	2	0	4	15
vs. Mississippi State (SECT)	26	5-10	1-4	2-2	3	1	4	5	0	1	13
<b>TOTAL</b>	<b>711</b>	<b>83-202</b>	<b>21-64</b>	<b>69-85</b>	<b>69</b>	<b>55</b>	<b>113</b>	<b>69</b>	<b>2</b>	<b>40</b>	<b>256</b>

---

#### Tremont Waters (2017-18, Fr.)

Opponent	Min.	FG	3FG	FT	REB	PF	A	TO	BLK	STL	PTS
Alcorn State*	27	9-13	4-6	5-6	5	0	6	1	0	5	27
Samford	27	2-5	1-4	0-0	1	2	8	1	0	1	5
Michigan (Maui)*	31	7-13	3-5	4-5	1	3	5	5	0	1	21
Notre Dame (Maui)*	25	2-7	2-4	2-2	3	1	3	3	0	0	8
Marquette (Maui)*	40	13-22	5-11	8-10	2	2	4	5	0	5	39
UT Martin*	34	2-10	1-7	3-4	4	1	10	1	0	4	8
UNCW*	37	6-13	1-4	7-8	9	3	10	7	0	0	20
Houston*	39	7-14	3-5	0-1	2	3	6	3	1	3	17
Stephen F. Austin*	34	4-10	3-7	8-10	4	2	6	5	0	4	19
Sam Houston State*	28	3-7	2-4	0-0	1	1	1	3	0	1	8
North Florida*	26	5-9	3-6	2-2	2	2	10	1	0	4	15
at Memphis*	38	6-12	3-6	3-5	1	3	8	4	0	4	18
Kentucky*	37	6-13	2-9	4-4	11	0	3	2	1	2	18
at Texas A&M*	36	6-13	5-9	4-4	5	2	4	5	0	1	21
at Arkansas*	36	3-10	0-4	2-5	5	1	8	2	0	0	8
Alabama*	37	5-13	3-9	6-8	3	4	5	1	0	3	19
Georgia*	29	3-7	0-2	0-0	2	1	5	2	0	0	6
at Vanderbilt*	36	3-12	1-6	0-0	4	5	4	3	0	1	7
Texas A&M*	36	5-14	1-4	4-4	5	0	9	1	0	8	15
at Auburn*	18	1-7	0-4	2-2	2	2	11	4	0	1	27
at Tennessee*	32	1-9	1-5	4-4	1	3	3	2	0	1	7
Arkansas*	36	7-14	4-9	9-10	2	2	11	4	0	1	27
at Florida*	35	3-15	1-9	2-4	7	1	6	7	0	2	9
Ole Miss*	31	3-12	1-5	4-4	5	3	8	1	0	1	11
at Alabama*	25	2-12	1-6	0-0	1	3	4	1	0	4	5
Missouri*	37	8-16	2-7	3-3	3	3	4	2	0	2	21
Vanderbilt*	38	10-18	3-7	5-8	4	2	9	1	0	1	28
at Georgia*	38	6-20	5-13	8-11	1	3	3	2	0	1	25
at South Carolina*	39	6-15	2-6	5-5	3	3	4	3	1	1	19
Mississippi State*	34	5-8	3-4	1-2	3	2	10	2	0	0	14
Miss. State (SECT)*	35	10-20	5-10	3-4	4	3	6	3	0	2	28
UL-Lafayette (NIT)*	24	3-4	0-0	3-4	2	4	7	5	0	1	9
at Utah (NIT)*	34	6-16	1-8	6-7	3	4	8	2	0	4	19
<b>TOTALS</b>	<b>1089</b>	<b>168-403</b>	<b>72-205</b>	<b>117-146</b>	<b>111</b>	<b>74</b>	<b>198</b>	<b>86</b>	<b>3</b>	<b>67</b>	<b>525</b>


---

#### Marshall Graves (2017-18, So.)

Opponent	Min.	FG	3FG	FT	REB	PF	A	TO	BLK	STL	PTS
Alcorn State	7	1-2	0-1	0-0	0	1	2	0	0	0	2
Samford	2	0-1	0-1	0-0	0	0	0	1	0	0	0
Notre Dame (Maui)	5	0-1	0-1	0-0	0	0	0	0	0	0	0
UT Martin	16	2-3	2-2	0-0	0	2	1	0	0	0	6
UNCW	1	0-0	0-0	0-0	0	0	0	0	0	0	0
Sam Houston State	11	0-3	0-3	0-0	0	2	2	0	0	0	0
North Florida	10	3-4	1-2	0-0	2	0	0	2	0	0	7
at Arkansas	2	0-1	0-1	0-0	0	0	0	0	0	0	0
at Auburn	3	1-2	1-1	0-0	3	0	0	0	0	0	3
at Tennessee	1	0-0	0-0	0-0	0	0	0	0	0	0	0
at Alabama	3	0-0	0-0	0-0	0	0	1	0	0	0	0
at South Carolina	0+	0-0	0-0	0-0	0	0	0	0	0	0	0
Mississippi State	1	0-0	0-0	0-0	0	0	1	0	0	0	0
at Utah (NIT)	10	0-2	0-2	0-0	0	0	2	0	0	0	0
<b>TOTALS</b>	<b>72</b>	<b>7-19</b>	<b>4-14</b>	<b>0-0</b>	<b>5</b>	<b>5</b>	<b>9</b>	<b>3</b>	<b>0</b>	<b>0</b>	<b>18</b>

#### Marshall Graves (2016-17, Fr.)

Opponent	Min.	FG	3FG	FT	REB	PF	A	TO	BLK	STL	PTS
Southern Miss	1	0-0	0-0	0-0	0	0	0	0	0	0	0
North Florida	4	0-1	0-1	0-0	1	0	0	0	0	0	0
vs. VCU	1	1-1	0-0	0-0	0	2	0	0	0	0	2
Houston	2	0-1	0-1	0-1	0	0	0	0	0	1	0
NC Central	1	0-0	0-0	0-0	0	0	0	0	0	0	0
at Wake Forest	1	0-0	0-0	0-0	1	0	0	0	0	0	0
at Texas A&M	2	0-1	0-0	0-0	0	1	0	0	0	0	0
Florida	2	0-1	0-0	0-0	0	0	0	0	0	0	0
Texas A&M	14	0-1	0-1	0-0	1	2	3	1	0	0	0
at Kentucky	2	0-0	0-0	0-0	0	0	0	1	0	0	0
at Ole Miss	2	0-0	0-0	0-0	1	0	0	0	0	0	0
at Alabama	9	0-0	0-0	0-0	0	1	0	1	0	0	0
Auburn	4	0-1	0-1	0-0	1	1	0	0	0	0	0
at Mississippi State	1	0-0	0-0	0-0	0	0	0	0	0	0	0
vs. Mississippi State (SECT)	2	0-2	0-2	2-2	0	0	0	0	0	0	2
<b>Totals</b>	<b>48</b>	<b>1-9</b>	<b>0-6</b>	<b>2-3</b>	<b>5</b>	<b>7</b>	<b>3</b>	<b>3</b>	<b>0</b>	<b>1</b>	<b>4</b>



# WILL WADE

HEAD COACH  @wwadelsu

After laying a foundation for the future of LSU basketball in year one, Coach Will Wade is set to begin his second year as head coach of the basketball Tigers.

It was a very special first night in November 2017 at the Pete Maravich Assembly Center that Will Wade led the Tigers on to the floor that signaled a new dawn for the storied program.

There had been plenty of excitement prior to the opening game as the first-year coach went all over the state speaking to groups and basketball was being talked about even in the middle of football season by LSU fans.

But would people back that up by showing for the opening game?

They did to the tune of 11,856 at the Pete Maravich Assembly Center, the largest opening night crowd since the start of Shaquille O'Neal's final season of play at LSU in 1991-92.

It was the first of 18 wins that would lead LSU back to post-season play for the first-time since 2015 and produce the first NIT (post-season) win in Baton Rouge.

Wade became just the second coach in LSU history to take his first LSU team to post-season play.

The first-year coach delivered on what he promised – a team that would play hard, would represent the University well and players committed to building the program. The 2017-18 season represented not a rebuilding of LSU Basketball, but a rebranding and laying of a solid foundation for the future.

Not only on the court, but off the court as well.

Coach Wade and an experienced coaching staff put together a recruiting class that included two five-star players and two four-star players that helped the Tigers finish with the No. 4 recruiting class in the country leading into the 2018-19 season.

That new foundation for the future began on March 20, 2017 when Frank William "Will" Wade was named the 22nd head men's basketball coach at LSU. He arrived at LSU after a stellar two-year stint as the head coach at Virginia Commonwealth University with four years of very successful experience as a head basketball coach.



Wade was introduced to LSU fans in a most unique way for an introduction of a Tiger coach -- at a special media event held in the middle of the LSU Student Union.

Wade told the media and a large contingent of LSU students: "I am so excited about the opportunity to lead this program and LSU Basketball back to the top of the SEC and back to regular, consistent NCAA Tournament appearances. We have been to four Final Fours. We have been to 20 NCAA Tournaments. We have 10 SEC Championships, and we are going to add to all three of those categories over our tenure here.

"We are going to have players, staff members, everyone in our program is going to be committed to doing what it takes to make LSU the best basketball program that it can be. We are going to have unwavering commitment to put the team first, to put the state first, to put our school first to represent all of these folks in a first-class fashion. We are going to be a hard-working team that represents this great university, that represents this great state," Wade said.

With that the chance to build a program that shows consistency year-after-year began.

First of all, the Tigers would post seven wins over teams in the Top 50 in the RPI, five in the Quadrant I rankings the NCAA committee used. Included in that was a win over Michigan in the Maui Invitational in which LSU came from behind in the final minutes to score a 77-75 victory. The Wolverines would go on to the NCAA Championship game that season.

The Tigers also had two wins over Texas A&M, two over Arkansas and wins against Houston and Missouri on its resume' of 18 wins.

LSU averaged 9,030 in paid attendance at home during the 2017-18 season, an increase of just over 2,000 from the season before. That included a sellout crowd of 13,600 to watch LSU and Alabama play in early January that was the fifth largest attendance in the present seating configuration.

The fans saw things that Coach Wade promised – an energized staff that was integrated in the game that was making coaching decisions and alterations as needed; players that were working hard to enact a game plan and making big plays.

More than anything, LSU fans saw the advancement of returning players under Coach Wade and his staff and the way that



# Head Coach Will Wade

the new players blended with the improved veterans.

Freshman Tremont Waters earned all-league honors for rookies, averaging 15.9 points a game and posting the second most assists ever in a season at LSU (198) while easily topping the freshman record of Ben Simmons (158) set two seasons before.

Skylar Mays represented the Tigers both on and off the court, moving seamlessly into the second point-guard spot in Coach Wade's two point-guard system, averaging 11.3 points per game. Mays also showed his ability in the classroom earning COSIDA second-team Academic All-America honors.

Wade and the Tigers left their fans eager for the 2018-19 season when LSU was able to take down UL-Lafayette, 84-76, in the Maravich Center in a first-round NIT game.

Wade, one of the youngest coaches in Division I at 35, has also proven to be one of the most energetic both in practices and games, and his players have responded in kind.

That fourth-ranked recruiting class included five star players Nazreon Reid of Roselle Catholic in Asbury Park, New Jersey; and, Emmitt Williams of Fort Myers, Florida (Oak Ridge High); and, four-star signees (Louisiana Mr. Basketball) Ja'vonte Smart of Scotlandville Magnet in Baton Rouge; and, Darius Days of Raleigh, Florida (IMG Academy).

Wade spent most of his first summer speaking on the Tiger Tour and to student groups making sure they feel a part of the program and that has continued in the off-season of 2018 as he has spoken to several business groups about leadership. Coach Wade has been seen on the night prior to football games visiting with folks in the RV lots and on the first day of school was out in a golf cart picking up students and giving them a lift to opening day classes as well as offering coffee and doughnuts to students heading to class.

## Prior to LSU

The native of Nashville, Tennessee, directed VCU to a 51-20 record and two NCAA Tournament appearances during the 2015-16 and 2016-17 seasons. The 2016 Rams advanced to the second round of the tournament, defeating seventh-seed Oregon State before losing to Oklahoma. Wade was the youngest head coach in the NCAA Tournament in 2016. In 2017, VCU lost to St. Mary's in the first round of the NCAA tourney.

The Rams were 28-8 over his two years in the Atlantic 10 Conference, posting 14-4 records both years. The team was 25-11 in 2016 and earned a share of the Atlantic 10 Conference regular season crown. The 2017 team won 26 games and finished second in the league, one-game behind Dayton.

Under his tutelage, guard Melvin Johnson earned First Team All-Atlantic 10 honors in 2015-16 while Je Quan Lewis represented VCU on the 2016-17 first team. Mo Alie-Cox was named to the A-10 Defensive Team in both 2016 and 2017.

Wade previously served at VCU as an assistant with the Rams under Shaka Smart from 2009-13. VCU was 113-37 during that time, reached three NCAA Tournament and won the 2012 Colonial Athletic Association Championship. He was part of the staff in 2011 when VCU advanced from the NCAA "First Four" all the way to the Final Four in Houston.

During his tenure as a Ram assistant, Wade, who worked closely with VCU's post players, saw the Milwaukee Bucks select



center Larry Sanders with the 15th overall pick in the 2010 NBA Draft (now with Cleveland). In addition, Wade played a major role in the development of current NBA players Troy Daniels (Memphis) and Briante Weber (Charlotte). Weber owns VCU records for 3-pointers in a single season and career steals.

Wade is credited with being a key figure in four top non-power five recruiting classes in his four seasons at VCU.

Prior to becoming the head coach at VCU, Wade served as the head coach at Chattanooga for the 2013-14 and 2014-15 seasons.

His first Mocs squad went 18-15 in 2014, finishing 12-6 and second in regular season Southern Conference play. The 18 wins overall were the most by the program since 2008-09 and the 12 wins in league games was the highest total since 2010-11. The team made the school's first postseason appearance since 2009 in the CIT.

Wade was honored with the Anton Foy Southern Conference Coach of the Year award for his efforts in 2014. Also that year, Z. Mason became the first Chattanooga student-athlete to win the conference's Defensive Player of the Year award.

The Mocs won 22 games in 2015 and finished 15-3 in the league as Wade guided Chattanooga to its first 20-win season since 2004-05. He finished his two seasons there at 40-25 and 27-7 in league play. In the two seasons prior to his arrival, Chattanooga was 24-40 overall and 13-23 in SoCon play.

In his five years as a head coach, he has a combined record at Chattanooga, VCU and LSU of 109-60 and 63-25 in conference play with four post-season appearances.

Wade's reputation, where ever he has coached, is a person who is a tireless worker and relentless recruiter. Wade was VCU Head Coach Shaka Smart's first hire upon being named the head VCU coach in 2009.

That reputation was cemented prior to his arrival on the VCU campus. He served as an assistant to Tommy Amaker at Harvard in 2007-08 and 2008-09. Much like at VCU, he was Amaker's first hire. In their second year, the Crimson went 14-14, the first season of .500 or better in the program since 2001-02. Wade had a hand in the development of future NBA standout Jeremy Lin and assembled a top 25 recruiting class during his stay.

Wade's coaching start came at Clemson where he served as Director of Basketball Operations (2006-07) and Graduate



# Head Coach Will Wade

Chattanooga was 24-40 overall and 13-23 in SoCon play.

In his five years as a head coach, he has a combined record at Chattanooga, VCU and LSU of 109-60 and 63-25 in conference play with four post-season appearances.

Wade's reputation, where ever he has coached, is a person who is a tireless worker and relentless recruiter. Wade was VCU Head Coach Shaka Smart's first hire upon being named the head VCU coach in 2009.

That reputation was cemented prior to his arrival on the VCU campus. He served as an assistant to Tommy Amaker at Harvard in 2007-08 and 2008-09. Much like at VCU, he was Amaker's first hire. In their second year, the Crimson went 14-14, the first season of .500 or better in the program since 2001-02. Wade had a hand in the development of future NBA standout Jeremy Lin and assembled a top 25 recruiting class during his stay.

Wade's coaching start came at Clemson where he served as Director of Basketball Operations (2006-07) and Graduate Assistant (2005-06) after four seasons as a student manager (2002-05). There he worked for coaches Larry Shyatt (2002-03) and Oliver Purnell (2004-07).

In eight years on coaching staffs at Clemson, Harvard and VCU, the teams had a record of 177-97 with six postseason appearances (2005-13).

Wade is married to the former Lauren Deason, and the couple has one daughter, Caroline Elizabeth (1).

## THE WILL WADE FILE

Year at LSU: Second  
 Birthdate: Nov. 26, 1982  
 Age: 35  
 Hometown: Nashville, Tennessee  
 High School: Franklin Road Academy  
 College: Clemson, 2005  
 Wife: Lauren Deason  
 Child: Caroline Elizabeth

## WADE'S COLLEGE COACHING EXPERIENCE

2005-06: Clemson, Graduate Assistant  
 2006-07: Clemson, Dir. of Operations  
 2007-09: Harvard, Assistant Coach  
 2009-13: VCU, Assistant Coach  
 2013-15: UT-Chattanooga, Head Coach  
 2015-17: VCU, Head Coach  
 March 22, 2017 - : LSU, Head Coach



## WILL WADE'S HEAD COACHING RECORD

YEAR	SCHOOL	RECORD	CONFERENCE	STANDING	NOTES
2013-14	Chattanooga	18-15	12-4	2nd	CIT 1st Round
2014-15	Chattanooga	22-10	15-3	2nd	
2015-16	VCU	25-11	14-4	t-1st	A-10 Co-Champs; NCAA Round of 32
2016-17	VCU	26-9	14-4	2nd	NCAA Round of 64
2017-18	LSU	18-15	8-10	t-9th	NIT Round of 16
<b>Chattanooga (2 years)</b>		<b>40-25</b>	<b>27-7</b>		
<b>VCU (2 years)</b>		<b>51-20</b>	<b>28-8</b>		
<b>LSU (1 year)</b>		<b>18-15</b>	<b>8-10</b>		
<b>Total 5 (Years)</b>		<b>109-60 (.645)</b>	<b>63-25 (.716)</b>		

## WILL WADE VS. ALL OPPONENTS

Team	UTC	VCU	LSU	Totals
Alabama			0-2	0-2
Alcorn State			1-0	1-0
American		1-0		1-0
Appalachian State	2-0			2-0
Arkansas			2-0	2-0
Auburn			0-1	0-1
Baylor		0-1		0-1
Binghamton		1-0		1-0
Buffalo		1-0		1-0
Butler	0-1			0-1
California (Pa.)		1-0		1-0
Cincinnati		0-1		0-1



Coastal Carolina	1-0		1-0
Covenant	1-0		1-0
Davidson	0-1	4-1	4-2
Dayton		1-2	1-2
Duke		0-1	0-1
Duquesne		2-0	2-0
Eastern Kentucky	0-1		0-1
East Tennessee St.	2-1		2-1
Elon	1-0		1-0
Florida		0-1	0-1
Florida State		0-1	0-1
Fordham		0-1	0-1
Furman	4-1		4-1
George Mason		4-1	4-1
George Washington		3-1	3-1
Georgia		0-2	0-4
Georgia Southern	0-2		0-2
Georgia Tech		0-2	0-2
Grand Canyon	1-0		1-0
Howard	1-0		1-0
Hiwassee	2-0		2-0
Illinois		0-1	0-1
IUPUI	1-0		1-0
Kennesaw State	0-2		0-2
Kentucky		0-1	0-1
La. Monroe	1-0		1-0
La Salle	2-0		2-0
Liberty	2-0		2-0
Lipscomb	1-0		1-0
LSU		1-0	1-0
Maine	1-0		1-0
Marquette		0-1	0-1
Massachusetts		2-1	2-1
Memphis		1-0	1-0
Mercer	1-1		1-1
Michigan		1-0	1-0
Middle Tennessee	0-1	2-0	2-1
Mississippi		1-0	1-0
Mississippi State		1-1	1-1
Missouri		1-0	1-0
Montreat	2-0		2-0
Morehead State	0-1		0-1
Nevada	0-1		0-1
Northern Kentucky	1-1		1-1
North Florida		1-0	2-0
Notre Dame		0-1	0-1
Oklahoma		0-1	0-1
Old Dominion	1-1		1-1
Oregon State	1-0		1-0
Prairie View	1-0		1-0
Princeton	1-0		1-0
Queens (N.C.)		0-1	0-1
Radford	0-1	1-0	1-1
Rhode Island		1-2	1-2
Richmond		5-0	5-0
Robert Morris	1-0		1-0
Samford		3-1	4-1
Sam Houston		1-0	1-0
St. Bonaventure		2-0	2-0
St. Johns		1-0	1-0
Saint Joseph's		3-0	3-0
Saint Louis		3-0	3-0
Saint Mary's	0-1		0-1
South Carolina		0-1	0-1
Stephen F. Austin		0-1	0-1
Tennessee		0-1	0-1
Tennessee Tech	0-1		0-1
The Citadel	3-0		3-0
UAB	1-1		1-1
UCLA	0-1		0-1
UL-Lafayette		1-0	1-0
UNC Asheville		1-0	1-0
UNCG	3-1		3-1
UNCW		1-0	1-0
UT Martin		1-0	1-0
Utah		0-1	0-1
Vanderbilt		1-1	1-1
VMI	2-0		2-0
Western Carolina	3-1		3-1
Wisconsin	0-1	0-1	0-2
Wofford	3-1		3-1



#### WILL WADE MONTH-BY-MONTH

Month	UTC	VCU	LSU	Total
November	6-9	10-3	2-4	20-14
December	8-5	9-5	5-1	22-11
February	10-5	12-4	4-4	26-13
March	1-3	7-6	2-2	10-11
<b>Totals</b>	<b>40-25</b>	<b>51-20</b>	<b>18-15</b>	<b>109-60</b>





# Assistant Coach



## Bill Armstrong

Assistant Coach

@Coacha15

Bill Armstrong, who has been a part of SEC coaching staffs for over a decade, will enter his second year as a member of Will Wade's coaching staff at LSU.

Prior to coming to LSU at the start of the 2017-18 season, Armstrong served six years as an assistant coach for Ole Miss after five seasons as the Rebels' Coordinator of Basketball Operations.

Besides scouting and coaching duties, Armstrong has helped LSU come up with a No. 4 ranked national recruiting class for the 2018-19 season.

During his time at Ole Miss, the Rebels won 20 games nine times in 11 seasons. In his last few years, he was on a staff that featured guard Stefan Moody, who earned All-SEC honors for two straight seasons and big man Sebastian Saiz, who finished first in the SEC in rebounding this past season.

He was on a staff that got the Tigers back to post-season play for the first time since 2015, led by guard Tremont Waters who posted 198 assists, the second most in an LSU season.

Armstrong's contributions helped Ole Miss to an SEC Tournament title, eight postseason berths and a pair of SEC West titles over the last 11 seasons.

He was on the staff in 2014, when Marshall Henderson ranked third in the nation with 4.3 3-pointers made per game and Jarvis Summers was the only player in the league to rank in the top 10 in scoring and top five in the SEC in both assists and field goal percentage.

Armstrong and the Rebels broke through in 2012-13, as Ole Miss tied a school record with 27 wins, claimed the school's second SEC Tournament title and advanced to the NCAA Tournament for the first time since 2002. Armstrong also helped Henderson to SEC Player of the Year honors and Summers to rank second in the SEC in assist-to-turnover ratio.

Before his arrival in Oxford, Armstrong spent three years as an assistant coach at Birmingham-Southern. In his first season with the Panthers in 2003-04 - BSC's first season of full NCAA eligibility - Armstrong helped the team to a 20-7 record and a 12-4 mark in conference play, earning a share of the Big South regular-season championship. Birmingham-Southern posted a 19-9 finish in his final year.

A Birmingham native, Armstrong joined the BSC staff after serving as an assistant at Chipola Junior College in Marianna, Fla., where he helped lead the Indians to a 23-9 record and a second-place finish in the Panhandle Conference in 2002-03.

Prior to his stint at Chipola, Armstrong was a graduate assistant for UAB during the 2001-02 campaign under Murry Bartow. Armstrong graduated from UAB in 2001 with a degree in justice sciences. He was also the recipient of the Barbara Hallerman Scholarship for Leadership.

A four-year letterman at UAB from 1998-2001, Armstrong played under Kennedy, who was then an assistant coach with the Blazers. He served as team captain as a senior and helped the Blazers reach the NCAA Tournament in 1999 and the NIT in 1998.

Armstrong was a three-year letterwinner for his father, Jimmy, at Oneonta (Alabama) High School where he was Academic All-State, Class 2A All-State, averaging 19.7 points and 7.8 assists per game as a senior. His team won the Area 11 championship for two consecutive seasons (1994-96) and reached the Alabama Class 2A Sweet 16 both years.

He graduated from UAB in 2001, his last year spent as a graduate assistant before going to Chipola.

Born November 18, 1977, Armstrong and his wife, Kenna, are the parents of five children: daughters Ella Michele, Sara McKay and Amelia Grace -- and sons, James Walton (Bo), and Ford.

### THE ARMSTRONG FILE

Years at LSU:	Second
Birthdate:	November 28, 1977
Wife:	Kenna
Children:	Ella Michele, Sara McKay, Amelia Grace, James Walton (Bo), Ford
Hometown:	Birmingham, Alabama
High School:	Oneonta High School
College:	UAB, 2002

### College Coaching Experience

2001-02:	Graduate Assistant, UAB
2002-03:	Assistant Coach, Chipola JC
2003-06:	Assistant Coach, Birmingham-Southern
2006-11:	Coordinator Operations, Ole Miss
2012-17:	Assistant Coach, Ole Miss
2017-:	Assistant Coach, LSU



# Assistant Coach



## Tony Benford

Assistant Coach

@TonyLBenford

Veteran basketball coach Tony Benford enters his second season as assistant coach at LSU and his 28th overall coaching in Division I basketball.

Benford was the first hire of Head Coach Will Wade after accepting the head coaching position at LSU prior to the 2017-18 season.

Benford came to LSU after five years as the head coach at the University of North Texas.

The 54-year-old Benford served as the assistant and later associate head coach at Marquette (2008-12). In his distinguished career as an assistant he worked at New Mexico (1992-98), Arizona State (1998-06) and Nebraska (2006-08).

During that time, he was tabbed by Basketball Times, Fox Sports and Hoop Scoop as one of the country's top assistant coaches in Division I basketball.

He has shown his ability as both a bench and practice coach in his first year at LSU and has helped LSU land a recruiting class ranked fourth in the 247sports.com composite rankings.

Benford worked with LSU's post players including Duop Reath this past year, who signed a pro contract overseas after graduating from LSU.

With LSU making the post-season in 2018, he has now been part of teams that made 15 post-season appearances and has recruited and coached five NBA first-round draft picks: Ike Diogu from Garland, Texas (Arizona State, 2005); Charles Smith (New Mexico, 1997); Kenny Thomas (New Mexico, 1998); Lazar Hayward (Marquette, 2010); and, Jimmy Butler (Marquette, 2011). Six other players have been selected in the second round of the draft.

In six seasons with New Mexico, Benford helped the Lobos reach five NCAA Tournaments while winning 73.2 percent of their games. New Mexico picked up a pair of Western Athletic Conference tournament titles in 1993 and 1996, and a regular season championship in 1994.

During his stint with the Lobos, Benford coached the top four scorers in program history, including all-time leading scorer Kenny Thomas.

Benford assisted the Arizona State Sun Devils to four NCAA Tournament appearance during his tenure, including a second round appearance in 2003 and recruited Pac-10 Players of the Year Diogu and Eddie House (2000).

In two campaigns at Nebraska, the Cornhuskers won 37 games, highlighted by a trip to the NIT in 2008.

Benford helped Marquette, where he was associate head coach his last two seasons, to the NCAA Sweet 16 in both 2011 and 2012. He helped recruit six All-Big East players to Marquette, including 2012 conference player of the year Jae Crowder, a second-team AP All-American. The Golden Eagles won at least 20 games and reached the NCAA Tournament in each of his four years with the program.

In his five years at North Texas as the team transitioned from the Sun Belt Conference to Conference USA, Benford tried to mold his teams into hard-working defense units. In 2014-15, UNT held opponents to 68.2 points per game and just 42 percent from the floor, which ranked third and fifth in school history.

In his third season at the Denton, Texas school, his team blocked 153 shots, a school record and the squad's defensive field goal percentage inside the arc of 44.3 percent was the lowest in the Sun Belt.

Benford started his career coaching youth teams, including spending four years at All Saints School in Lubbock, Texas, where he served as head coach of the junior high squad.

A native of Hobbs, New Mexico, Benford played collegiately at Texas Tech and was the catalyst for the Red Raiders Southwest

Conference regular-season and tournament titles in 1985, and their 1986 SWC Tournament championship. He earned All-SWC and SWC Tournament MVP honors as a senior. He was a fourth-round pick in the 1986 NBA Draft of the Boston Celtics and played professionally in Holland during the 1986-87.

He was a prep all-star, earning Converse All-America status and the New Mexico Player of the Year after pouring in 27.5 points per game as a senior for Hobbs High School. He led his team to the state title in his final season, earning MVP honors at the state championship tournament.

Benford and his wife Deborah have four children: Jeremy Soria, Audriana, Tony, Jr., and Milena.

### THE BENFORD FILE

Years at LSU:	Second
Birthdate:	March 22, 1964
Wife:	Deborah
Children:	Jeremy Soria, Audriana, Tony Jr., Milena
Hometown:	Hobbs, New Mexico
Education:	Texas Tech, '92

### College Coaching Experience

1992-98:	Assistant Coach, University of New Mexico
1998-06:	Associate Head Coach, Arizona State University
July 2006:	Assistant Coach, UTEP
2006-08:	Assistant Coach, Nebraska
2008-11:	Assistant Coach, Marquette
2011-12:	Associate Head Coach, Marquette
2012-17:	Head Coach, University of North Texas
2017-:	Assistant Coach, LSU



# Assistant Coach



## Greg Heiar

Assistant Coach

@gregheiar

Greg Heiar enters his second year on the LSU staff of Coach Will Wade, assisting the Tigers transformation back into prominence with his on-floor coaching and recruiting.

Heiar (pronounced "higher") came to LSU after six seasons as an assistant coach at Wichita State.

In Heiar's six years at Wichita State, the Shockers posted 179 wins and five Missouri Valley Conference regular season championships and six consecutive trips to the NCAA Tournament, including a run to the 2013 NCAA Final Four. He worked extensively with the guards and helped mentor All-Americans Ron Baker and Fred VanVleet.

In his first season at LSU, the Tigers returned to post-season play for the first time since 2015 and Heiar was involved in helping LSU to the No. 4 ranked recruiting class in the 247sports composite national rankings.

Prior to his years at Wichita State, Heiar also served two seasons as an assistant coach at Southern Miss and five seasons as head coach at Chipola (Fla.) Junior College.

Both Baker and VanVleet would sign NBA contracts after the conclusion of their senior seasons in 2016. VanVleet would earn Missouri Valley Conference Player of the Year honors in both 2014 and 2016 finishing as the school's career assists and steals leader. Baker would finish in the top 10 of WSU's career scoring list.

In that 2016 season, WSU was the only team in Division I to surrender fewer than 60 points per game (59.0) and the team's +5.6 turnover margin ranked second nationally. Baker and VanVleet combined for a 2.6-to-1 assist-to-turnover ratio and recorded as many steals (108) as they had turnovers (108).

At LSU in his first season, LSU point guards Tremont Waters and Skylar Mays averaged a combined 27.2 points a game and posted 295 assists to 152 turnovers. In 18 SEC games, their combined numbers were 155 assists and just 66 turnovers.

The 43-year-old Heiar was part of the Shocker program in 2012-13 when the team defeated Pittsburgh, Gonzaga, LaSalle and Ohio State to advance to the NCAA Final Four.

Heiar worked primarily with the Shocker backcourt during his time at Wichita State.

At Southern Miss, Heiar helped the Eagles to a pair of 20-win seasons (2009-11). The 2009-10 squad reached the Conference USA semifinals and a postseason bid in the CIT.

Before moving to Southern Miss, he served six years at Chipola Junior College, including the last five as the head coach (2004-09). His teams won 164 games during his head coaching tenure and was named Panhandle Conference Coach of the Year five times and Regional VIII Coach of the Year four times.

His team won five Panhandle Conference titles and had four appearances in the National JC Tournament, including a third place finish in 2009 when his team posted a 35-2 record.

In his time as head coach, Heiar coached 40 all-conference players and sent 39 players to Division I schools.

As a player, Heiar, a native of Dubuque, Iowa, earned second-team all-region honors at Kirkwood Community College in Cedar Rapids, Iowa after leading his team to the JC Nationals for the first time in school history. That year he helped his team to a 25-10 record and a conference championship.

He would end up at Mount St. Clare College (later Franciscan

University) in Clinton, Iowa, where he was a two-year captain and team MVP. He was a first-team all-conference choice and led the team to its first conference title in school history. He graduated from Mount St. Clare in 2000.

He started his coaching career there as a student assistant before becoming a grad assistant and later full-time assistant at Loras College in Iowa.

Heiar and his wife, Jessica, have one daughter, Alexis.

### THE HEIAR FILE

Years at LSU:	Second
Birthdate:	August 14, 1975
Hometown:	Dubuque, Iowa
College:	Mount St. Clare, '00
Wife:	Jessica
Children:	Alexis

### College Coaching Experience

2000-01:	Student Assistant, Mount St. Clare College
2001-02:	Graduate Assistant, Loras College
2002-03:	Assistant Coach, Loras College
2003-04 :	Assistant Coach, Chipola JC
2004-09:	Head Coach, Chipola JC
2009-11:	Assistant Coach, Southern Miss
2011-17:	Assistant Coach, Wichita State
2017- :	Assistant Coach, LSU





# Director of Operations



## Nelson Hernandez

Director of Operations

Nelson Hernandez returns for his second year on Head Coach Will Wade's staff at LSU and his third overall season working with Coach Wade.

Prior to coming to LSU, Hernandez served a similar position during the 2016-17 season at VCU. Prior to that he had a one-year tenure as director of player development and administrative assistant at Wright State.

As director of operations, Hernandez assists Coach Wade in administrative areas such as travel and practice planning and assists with game scheduling just to name a few of a multitude of areas the operations director must be involved in.

Hernandez is well versed in team video needs having worked one season at Clemson, handling video responsibilities for all games during the 2014-15 season there and four seasons (2010-14) as the video coordinator at Utah State. There Hernandez was responsible for all film exchanges, as well as coordinating game day camera operations and filming practice.

### THE HERNANDEZ FILE

Years at LSU:	Second
Birthdate:	April 20, 1976
Hometown:	Brooklyn, New York
Education:	Utah State, '13

### College Basketball Experience

2009-10:	Assistant Coach, Salt Lake Community College
2010-14:	Video Coordinator, Utah State
2014-15:	Video Coordinator, Clemson
2015-16:	Director Player Development, Wright State
2016-17:	Director of Operations, VCU
2017- :	Director of Operations, LSU
2012-15:	Assistant Coach, LSU



## Support Staff



# Tasmin Mitchell

**Director of Student-Athlete Development • Second Year at LSU**

Tasmin Mitchell, who starred in an NCAA Final Four and on two SEC Championship teams at LSU, returns for his second year on Coach Will Wade's staff as Director of Student-Athlete Development.

Prior to taking this position, the native of Denham Springs, Louisiana, played professionally in the NBA G-League and overseas with stops in France, Russia and Israel since his LSU playing career ended in 2010. He returned to the area in the fall of 2016 to Denham Springs after the major floods in the region affected his family.

Mitchell said the opportunity to "give back to my University that gave me so much" made it an easy decision to accept the offer to join the staff prior to the 2017-18 season.

Mitchell remains one of the top scorers and rebounders in LSU history, still third all-time in points at 1,989, a 14.5 points per game average for 137 career games. He averaged 11.4 points in 2006 when as a freshman he was a member of LSU's last NCAA Final Four team when he teamed with Baton Rouge products Tyrus Thomas, Glen Davis, Garrett Temple and Darnell Lazare along with St. Martinsville's Darrel Mitchell in a great storyline of players that had been on the court together since they were youngsters.

Mitchell is behind only Pete Maravich and Durand "Rudy" Macklin on LSU's scoring chart. His 950 rebounds remains sixth

all-time and he stands behind five top names of LSU basketball history – Macklin, Shaquille O'Neal, Al Sanders, Bob Pettit and Ned Clark.

He is one of just three players in LSU history to record 1,000 points, 500 rebounds, 200 assists and 100 steals in a career (with Clarence Ceasar and Jerry Reynolds). His 4,692 minutes played is a school record as is his 137 games played and 136 starts.

Besides the NCAA Final Four year, he was also one of the players to capture multiple Southeastern Conference titles as part of the 2009 championship team. He was honored in March of 2017 as the SEC Legend representing LSU at the league basketball tournament.

He was a McDonald's All-American during his outstanding prep career at Denham Spring High School and is a member of the Denham Springs High School Hall of Fame. He was the school's only four-time Class 5A All-State basketball player and was named Louisiana's Mr. Basketball in 2005.

Mitchell, born on June 25, 1986 and a 2010 graduate of LSU, has for the past several years given back to the youth of Denham Springs through the T-Mitch Free Basketball Camp which he has organized and sponsored.



# Brian Merritt

**Coordinator of Basketball Operations • Second Year at LSU**

Brian Merritt returns to the LSU staff for his second season serving as Coordinator of Basketball Operations, assisting Director of Operations Nelson Hernandez.

Merritt, a native of St. Mary's County, Maryland, came to LSU prior to the 2017-18 season after serving as Director of Scouting/Recruiting for John Lucas Enterprises.

He has also had several stints in college programs, most recently at Arizona State during the 2015-16 season. He was also an assistant at Texas A&M Corpus Christi (2007-10) and Hampton (2006-07).

He also spent three years at the University of Louisville (2003-05) where he served as the Director of Basketball Operations and assisted in opponent scouting.

Merritt played two seasons of basketball in college. He played his first season at Butler (Pa.) Community College and as a walk-on at Towson University. He earned a Bachelor of Science degree in sports management in 2003 from Towson.

Merritt is considered a "jack-of-all-trades" and got his start in college basketball driving thousands of miles to camps along the East Coast.

In his stints at John Lucas Enterprises in Houston, Merritt helped establish the former NBA star's development camps and assisted in the National Basketball Players Association Top 100 Camp.

## Support Staff



### Alex Wharton

Video Coordinator • Second Year at LSU

Alex Wharton, who has been a member of Coach Will Wade's staff at Chattanooga, VCU and LSU, returns for his second campaign at LSU in his role for Coach Wade as Director of Video Operations for the Tigers.

Wharton helps provide scouting videos to help prepare the Tigers and the coaching staff for future opponents. He also sets up video break downs of drills in practice that the team can watch as a team or individually.

Coach Wade hired Wharton at UTC prior to the 2013-14 season as video coordinator and then in 2014-15 was elevated to the position of director of basketball operations overseeing scheduling, camps, travel and all administrative aspects of the Chattanooga basketball program.

He was named Director of Video Operations at VCU prior to the start of the 2015-16 season.

Wharton has lots of experience in college basketball despite his relatively young age. Prior to linking up with Coach Wade, he worked in internal operations for the Houston basketball program for the 2013-14 season and as a graduate assistant at Angelo State for the 2012 and 2013 campaigns.

Wharton played two seasons at Grayson College (JC) in Texas. He later transferred to Houston, where he completed his bachelor's degree, but did not play basketball. Instead, he started his coaching career assisting at Lone Star Community College in Houston.

Wharton, a native of Houston, received his bachelor's in sports administration in 2011 from Houston and his master's in 2013, also in sports administration.



### Brittany Carvalhido

Administrative Assistant • Ninth Season

Brittany Carvalhido enters her ninth season on the men's basketball staff, serving her second year as administrative assistant for head coach Will Wade.

The former college basketball player is entering her 13th season of working for and with a Division I basketball staff.

Carvalhido completed her playing career at Oklahoma State in 2005, where she was a two-year letterwinner. In her senior season, she was team co-captain and an Academic Big 12 selection.

Before arriving at Oklahoma State, Carvalhido played two seasons at Hutchinson (Kansas) Community College and helped her teams win 47 games. She was a two-time All-Region selection and completed her career there as the school's career leader for 3-point field goals with 203 and eighth all-time leading scorer (779 points).

She was an All-Jayhawk Conference first-team performer as a freshman.

Carvalhido started her coaching career at Tulsa where she served as the video coordinator on the women's basketball coaching staff from 2005-07. From Tulsa, she moved on to Rice where she served as the director of basketball operations during the 2007-08 season.

Carvalhido was hired as the director of basketball operations on the LSU women's coaching staff in the spring of 2008 where she served in that position until joining the LSU men's basketball staff, first as executive assistant to the head coach and then into her present position.

Carvalhido is a native of Osborne, Kansas, where she was a four-year all-state athlete in basketball, tennis and track. She received her bachelor's degree in education from Oklahoma State in 2005.

She is married to Joe Carvalhido, Vice-President of Operations and Services of the Tiger Athletic Foundation. They have two children: Dane (7) and Ian (4).



### LeBrent Walker

Graduate Assistant • First Season

LeBrent Walker has joined the LSU men's basketball staff for the 2018-19 season as a graduate assistant after two seasons as student assistant coach at Washington Adventist University in Takoma Park, Maryland.

Walker was involved in game scouting reports and planning game strategies for WAU against future opponents.

The native of Queens, New York, also played guard at Washington Adventist for two seasons. Prior to that, he played at Midland College

and Central Arizona College which was ranked sixth in the junior college rankings in 2013 with a 30-5 record. Walker prepped at Our Savior New American School in New York. In his basketball playing career recorded 15 career double-doubles, over 650 points, 350 rebounds and 2.0 assists.

Walker earned 3.0 GPA achievement awards at both Washington Adventist and Midland College and earned Dean's List status at WAU.

# Support Staff



## Greg Goldin

Strength and Conditioning Coordinator • Second Year at LSU

Greg Goldin continued his association with Coach Will Wade when he joined the LSU Athletics staff as Strength and Conditioning Coordinator for men's basketball prior to the start of the 2017-18 season.

Goldin, in his second year at LSU, has now worked six seasons for Coach Wade at Tennessee-Chattanooga (2013-15), VCU (2015-17) and LSU (2017-present).

He previously also served as strength and conditioning coach under Steve Prohm at Murray State during the 2012-13 season and prior to that as graduate assistant under former VCU strength coach Daniel Roose during the 2011-12 campaign. During that season the Rams won the CAA championship and advanced to the NCAA Tournament.

Goldin has become well known for his efforts to integrate technological advancements in player wellness analytics, as well as devising a strength and conditioning routine to suit Coach Wade's aggressive style of play. Measuring and managing wear and tear on the body, as well as giving clues about potential issues off the court

has been part of the program Goldin has developed in putting together conditioning programs under Coach Wade.

Goldin believes that performance-monitoring technology is becoming more mainstream for college teams. He uses it as an educational tool to help athletes learn to take care of their bodies and to help coaches learn what they're doing to an athlete's body.

He also is working as strength and conditioning coordinator at LSU with the nationally-ranked men's golf team, training them to be able to withstand the rigors of a season that encompasses the majority of the fall and spring semesters.

A native of Ilion, New York, Goldin is a 2011 graduate of Canisius College, where he received a degree in health and physical education, as well as health and human performance. He also received his graduate degree at Virginia Commonwealth University from the Center for Sports Leadership.



## Shawn Eddy

Head Basketball Athletic Trainer • 14th Season • 23rd At LSU

Shawn Eddy enters his 14th season as the head athletic trainer for the LSU men's basketball program in which he provides comprehensive medical care for the players.

Prior to joining the basketball program, he served nine years as the head baseball athletic trainer at Alex Box Stadium for the LSU Baseball Tigers.

This is Eddy's 23rd season at LSU, arriving in July 1996 from Vanderbilt where he worked as a graduate assistant athletic trainer for two years. He was promoted to senior associate athletic trainer in 2005 and also oversees athletic training activities for the Tiger Girls dance program.

He also supervised the Dr. Martin J. Broussard Center for Athletic Training, LSU's state-of-the-art training facility attached to Tiger


Stadium that serves all sports.

Eddy, 46, earned a bachelor's degree in exercise physiology in 1994 from the West Virginia University School of Medicine. He also earned a Master's degree from Vanderbilt in health promotion and education. He is a member of the National Athletic Trainers Association and Collegiate Athletic Trainers Society.


Eddy is married to Robin Levy, and he has three step children: Ben, Caro and Cecilia.

## Support Staff

### Student Trainers      Managers



Billie Thompson




Mitchell Fillingier




Jake Steinhardt




Corey Vinson



William Harrell



Nick Flory




Gunnar Wright




Quinn Roan



Kameron Williams



Brady Jones



Patrick Werner



# 2017-18 Statistics

## 2017-18 Overall Season Statistics

Record - 18-151; SEC 8-10; Home: 14-4; Away: 3-8; Neutral: 1-3

NO. PLAYERS	GP-GS	MIN-AVG	FG-FGA	FG%	3FG-FGA	3FG%	FT-FTA	FT%	-----REBOUNDS-----				PF-DQ	A	TO	BLK	ST	PTS-AVG
									OFF	DEF	TOT-AVG							
03 WATERS, Tremont	33-32	1089=33.0	168-403	.417	72-205	.351	117-146	.801	10	101	111-3.4	74-1	198	96	3	67	525-15.9	
01 REATH, Duop	33-28	800-24.2	167-307	.544	19-45	.422	61-97	.629	64	111	175-5.3	81-1	22	55	32	15	414-12.5	
04 MAYS, Skylar	33-30	1026-31.1	125-282	.443	47-134	.351	77-92	.837	17	115	132-4.0	54-2	97	56	8	52	374-11.3	
21 EPPS, Aaron	32-28	765-23.9	115-220	.523	35-103	.340	39-51	.765	60	117	77-5.5	79-2	13	24	29	13	304-9.5	
00 SAMPSON, Brandon	27-9	510-18.9	70-147	.476	28-80	.350	40-57	.702	18	52	70-2.6	44-1	22	27	2	21	208-7.7	
05 EDWARDS, Daryl	32-16	705-22.0	73-158	.462	39-105	.371	31-39	.795	6	47	55-1.7	57-0	42	29	3	23	216-6.8	
44 SIMS, Wayde	32-10	557-17.4	73-142	.514	9-36	.250	24-37	.649	33	61	94-2.9	60-1	12	22	21	15	179-5.6	
14 ONWUASOR, Randy	32-11	498-15.6	51-113	.451	11-30	.367	34-46	.739	23	44	67-2.1	48-0	27	28	2	16	147-4.6	
02 RACHAL, Brandon	27-0	429-15.9	48-90	.533	1-5	.200	22-40	.550	30	58	88-3.3	58-0	18	19	5	26	119-4.4	
13 COMBS, Jeremy	6-0	52-8.7	7-11	.626	0-0	.000	4-8	.500	4	8	12-2.0	13-0	4	4	3	2	18-3.0	
10 ALEXANDER, Galen	9-0	55-6.1	6-16	.375	2-11	.182	3-4	.750	5	14	19-2.1	5-0	1	2	0	1	17-1.9	
35 KIIR, Mayan	8-0	43-5.4	5-11	.455	0-0	.000	5-9	.556	9	7	6-2.0	5-0	2	6	2	1	15-1.9	
12 GRAVES, Marshall	14-0	72-5.1	7-19	.368	4-14	.286	0-0	.000	1	4	5-0.4	5-0	9	3	0	0	18-1.3	
15 VIAL, Reed	10-1	24-2.4	1-7	.143	1-6	.167	2-2	1.000	1	1	2-0.2	2	0	0	0	0	5-0.5	
TEAM									35	40	75	4		11				
<b>TOTAL</b>	<b>33</b>	<b>6625</b>	<b>916-1926</b>	<b>.476</b>	<b>268-744</b>	<b>.346</b>	<b>459-628</b>	<b>.731</b>	<b>317</b>	<b>781</b>	<b>1098-33.3</b>	<b>589-8</b>	<b>467</b>	<b>382</b>	<b>110</b>	<b>252</b>	<b>2559-77.5</b>	
<b>OPPONENTS</b>	<b>33</b>	<b>6625</b>	<b>875-1922</b>	<b>.455</b>	<b>277-785</b>	<b>.353</b>	<b>436-626</b>	<b>.696</b>	<b>361</b>	<b>768</b>	<b>1129-34.2</b>	<b>595</b>	<b>418</b>	<b>450</b>	<b>113</b>	<b>186</b>	<b>2463-74.6</b>	

Score by Periods	1st	2nd	3rd/OT	4th	Totals
LSU	1182	1290	44	43	2559
Opponents	1102	1254	61	46	2463

\*Note--Quarters played in NIT Games; 1 OT game reflected in third totals

## 2017-18 SEC Statistics

Record - 8-10, Home 6-3, Away 2-7

NO. PLAYER	GP-GS	MIN-AVG	FG-FGA	FG%	3FG-FGA	3FG%	FT-FTA	FT%	-----REBOUNDS-----				PF-DQ	A	TO	BLK	ST	PTS-AVG
									OFF	DEF	TOT-AVG							
03 WATERS, Tremont	18-18	610-33.9	83-228	.364	35-118	.297	63-78	.808	7	60	67-3.7	40-1	100	47	2	29	264-14.7	
01 REATH, Duop	18-17	469-26.1	94-186	.505	13-31	.419	31-53	.585	39	63	102-5.7	42-0	11	40	19	7	232-12.9	
04 MAYS, Skylar	18-17	579-32.2	58-148	.392	24-70	.343	46-57	.807	8	65	73-4.1	28-1	55	19	2	30	186-10.3	
21 EPPS, Aaron	18-17	461-25.6	66-124	.532	25-67	.373	15-18	.833	25	72	97-5.4	53-1	10	14	20	7	172-9.6	
05 EDWARDS, Daryl	17-10	387-22.8	42-92	.457	17-55	.309	15-20	.750	2	23	25-1.5	33-0	22	17	0	12	116-6.8	
00 SAMPSON, Brandon	18-3	348-19.3	41-94	.436	16-52	.308	24-34	.706	7	36	43-2.4	28-0	12	19	0	14	122-6.8	
44 SIMS, Wayde	17-2	263-15.5	34-62	.548	2-7	.286	12-18	.667	14	25	39-2.3	41-1	0	11	9	6	82-4.8	
14 ONWUASOR, Randy	18-5	274-15.2	26-59	.441	6-13	.462	21-28	.750	13	25	38-2.1	27-0	14	17	0	10	79-4.4	
02 RACHAL, Brandon	14-0	193-13.8	20-35	.571	0-0	.000	7-15	.467	14	27	41-2.9	33-0	4	8	2	11	47-3.4	
15 VIAL, Reed	4-1	10-2.5	1-3	.333	1-3	.333	2-2	1.000	0	1	1-0.3	1-0	0	0	0	0	5-1.3	
12 GRAVES, Marshall	6-0	10-1.7	1-3	.333	1-2	.500	0-0	.000	1	2	3-0.5	0-0	2	0	0	0	3-0.5	
10 ALEXANDER, Galen	4-0	10-2.5	0-2	.000	0-1	.000	2-2	1.000	1	3	4-1.0	0-0	0	0	0	0	2-0.5	
35 KIIR, Mayan	3-0	11-3.7	0-3	.000	0-0	.000	1-3	.333	2	1	3-1.0	3-0	1	1	1	1	1-0.3	
Team									21	21	42	1		9				
<b>TOTAL</b>	<b>18</b>	<b>3625</b>	<b>466-1039</b>	<b>.449</b>	<b>140-419</b>	<b>.334</b>	<b>239-328</b>	<b>.729</b>	<b>154</b>	<b>424</b>	<b>578-32.1</b>	<b>330-4</b>	<b>237</b>	<b>202</b>	<b>55</b>	<b>127</b>	<b>1311-72.8</b>	
<b>OPPONENTS</b>	<b>18</b>	<b>3625</b>	<b>475-1029</b>	<b>.462</b>	<b>137-401</b>	<b>.342</b>	<b>244-361</b>	<b>.676</b>	<b>191</b>	<b>459</b>	<b>650-36.1</b>	<b>316</b>	<b>224</b>	<b>238</b>	<b>74</b>	<b>89</b>	<b>1331-73.9</b>	

Score by Periods	1st	2nd	OT	Totals
LSU	622	687	2	1311
Opponents	601	719	11	1331

# 2017-18 Scoreboard

DATE	OPPONENT	SCORE	ATTENDANCE	LOC	HIGH SCORER	HIGH REBOUNDER
11/10/17	ALCORN STATE	W, 99-59	11856	H	Waters, Tremont -- 27	Rachal, Brandon -- 6
11/16/17	SAMFORD	W, 105-86	7731	H	Mays, Skylar; Sampson Brandon -- 20	Sampson, Brandon -- 8
11/20/17	\$ vs. Michigan	W, 77-75	2400	N	Waters, Tremont -- 21	Mays, Sklar; Reath, Duop -- 5
11/21/17	\$ vs. Notre Dame	L, 53-92	2400	N	Reath, Duop -- 17	Mays, Skylar -- 7
11/22/17	\$ vs. Marquette	L, 84-94	2400	N	Waters, Tremont -- 39	Sims, Wayde -- 7
11/29/17	UT-MARTIN	W, 84-60	7396	H	Mays, Skylar -- 18	Reath, Duop -- 9
12/10/17	UNCW	W, 97-84	7812	H	Reath, Duop -- 30	Waters, Tremont -- 9
12/13/17	HOUSTON	W, 80-77	8449	H	Epps, Aaron -- 26	Epps, Aaron -- 16
12/16/17	STEPHEN F. AUSTIN	L, 82-83	9695	H	Waters, Tremont -- 19	Epps, Aaron -- 10
12/19/17	SAM HOUSTON STATE	W, 80-58	8151	H	Mays, Skylar; Onwuasor, Randy -- 13	Sims, Wayde -- 10
12/22/17	NORTH FLORIDA	W, 104-52	8212	H	Reath, Duop; Waters, Tremont -- 15	Epps, Aaron -- 9
12/28/17	at Memphis	W, 71-61	9468	A	Waters, Tremont -- 18	Sims, Wayde -- 7
1/3/18	*KENTUCKY	L, 71-74	11952	H	Reath, Duop -- 24	Waters, Tremont; Reath, Duop -- 11
1/6/18	*at Texas A&M	W, 69-68	10845	A	Waters, Tremont -- 21	Reath, Duop -- 10
1/10/18	*at Arkansas	W, 75-54	15199	A	Epps, Aaron -- 13	Epps, Aaron -- 11
1/13/18	*ALABAMA	L, 66-74	13600	H	Waters, Tremont -- 19	Epps; Rachal; Onwuasor -- 4
1/16/18	*GEORGIA	L, 60-61	8269	H	Sampson, Brandon -- 17	Mays, Skylar -- 7
1/20/18	*at Vanderbilt	L, 71-77	8760	A	Reath, Duop -- 31	Reath, Duop -- 13
1/23/18	*TEXAS A&M	W, 77-65	8528	H	Reath, Duop -- 21	Reath, Duop -- 8
1/27/18	*at Auburn	L, 70-95	9121	A	Reath, Duop -- 18	Mays, Skylar -- 4
1/31/18	*at Tennessee	L, 61-84	13425	A	Reath, Duop -- 21	Epps, Aaron -- 7
2/3/18	*ARKANSAS	W, 94-86	9272	H	Waters, Tremont -- 27	Sims, Wayde -- 6
2/7/18	*at Florida	L, 64-73	9833	A	Sampson, Brandon -- 17	Waters, Tremont -- 7
2/10/18	*OLE MISS	W, 82-66	8545	H	Reath, Duop -- 26	Epps, Aaron -- 9
2/13/18	*at Alabama	L, 65-80	11154	A	Edwards, Daryl -- 21	Mays, Skylar -- 9
2/17/18	*MISSOURI	W, 64-63	9635	H	Waters, Tremont -- 21	Epps, Aaron -- 9
2/20/18	*VANDERBILT	W, 88-78	7517	H	Waters, Tremont -- 28	Epps, Aaron -- 8
2/24/18	*at Georgia	L, 82-93	9518	A	Waters, Tremont -- 25	Sampson, Brandon -- 6
2/28/18	*at South Carolina	L, 74-83 (ot)	11269	A	Waters, Tremont -- 19	Rachal, Brandon -- 13
3/3/18	*MISSISSIPPI STATE	W, 78-57	9067	H	Epps, Aaron; Sampson, Brandon -- 16	Reath, Duop -- 8
3/8/18	%vs. Mississippi State	L, 77-80	11752	N	Waters, Tremont -- 28	Rachal, Brandon -- 9
3/14/18	#UL-LAFAYETTE	W, 84-76	6846	H	Reath, Duop -- 26	Reath, Duop -- 11
3/19/18	#at Utah	L, 71-95	5528	A	Waters, Tremont -- 19	Epps, Aaron -- 6

\* SEC Game    % SEC Tournament - St. Louis, Missouri

\$ Maui Invitational -- Lahaina, Hawaii    #NIT



# Former Players Stats From 2017-18

## Aaron Epps \* Ball, Louisiana \* 2014-18

YEAR	GP-GS	MIN-AVG	FG-FGA	FG%	3FG-FGA	3FG%	FT-FTA	FT%	REB-AVG	PF-DQ	A	TO	BLK	ST	PTS-AVG
2014-15	14-2	87/6.2	8-24	.333	2-8	.250	0-0	.000	20-1.4	9-0	4	6	5	4	18-1.3
2015-16	29-2	265/9.1	49-90	.544	6-20	.300	7-9	.778	53-1.8	55-2	6	14	9	5	111-3.8
2016-17	30-19	515/17.2	71-144	.493	14-32	.438	29-43	.674	133-4.4	85-2	13	41	11	5	185-6.2
2017-18	32-28	765-23.9	115-220	.523	35-103	.340	39-51	.765	177-5.5	79-2	13	24	29	13	306-9.5
TOTALS	105-51	1632/15.5	243-478	.508	57-163	.350	75-103	.728	383-3.6	228-6	36	85	54	27	618-5.9

## Brandon Sampson \* Baton Rouge, Louisiana \* 2015-18

YEAR	GP-GS	MIN-AVG	FG-FGA	FG%	3FG-FGA	3FG%	FT-FTA	FT%	REB-AVG	PF-DQ	A	TO	BLK	ST	PTS-AVG
2015-16	27-5	357/13.2	35-109	.321	18-67	.269	19-27	.704	32-1.2	16-0	22	17	3	12	107-4.0
2016-17	31-26	853/27.5	121-255	.475	39-115	.339	78-100	.780	96-3.1	55-0	42	63	14	19	359-11.6
2017-18	27-9	510/18.9	70-147	.476	28-80	.350	40-57	.702	70-2.6	44-1	22	27	2	21	208-7.7
TOTALS	85-40	1720/20.2	226-511	.442	85-262	.324	137-184	.745	198-2.3	117-1	86	107	19	52	674-7.9

## Duop Reath \* Perth, Australia \* 2016-18

YEAR	GP-GS	MIN-AVG	FG-FGA	FG%	3FG-FGA	3FG%	FT-FTA	FT%	REB-AVG	PF-DQ	A	TO	BLK	ST	PTS-AVG
2016-17	31-30	859/27.7	157-308	.510	11-35	.314	47-78	.603	193-6.2	105-6	25	65	46	16	372-12.0
2017-18	33-28	800/24.2	167-307	.544	19-45	.422	61-97	.629	175-5.3	81-1	22	55	32	15	414-12.5
TOTALS	64-58	1659/25.9	324-615	.527	30-80	.375	108-175	.617	368-5.8	186-7	47	120	78	31	786-12.3

## Wayde Sims \* Baton Rouge, Louisiana \* 2016-18

YEAR	GP-GS	MIN-AVG	FG-FGA	FG%	3FG-FGA	3FG%	FT-FTA	FT%	REB-AVG	PF-DQ	A	TO	BLK	ST	PTS-AVG
2016-17	31-5	588/19.0	77-153	.503	14-34	.412	32-43	.744	117-3.8	53-1	17	32	14	22	200-6.5
2017-18	32-10	557/17.4	73-142	.514	9-36	.250	24-37	.649	94-2.9	60-1	12	22	21	15	179-5.6
TOTALS	63-15	1145/18.2	150-295	.508	23-70	.329	56-80	.700	211-3.3	113-2	29	54	35	37	379-6.0

## Reed Vial \* Baton Rouge, Louisiana \* 2016-18

YEAR	GP-GS	MIN-AVG	FG-FGA	FG%	3FG-FGA	3FG%	FT-FTA	FT%	REB-AVG	PF-DQ	A	TO	BLK	ST	PTS-AVG
2016-17	7-0	71.0	0-0	.000	0-0	.000	1-2	.500	1-0.1	0	0	1	0	0	1-0.1
2017-18	9-1	22/2.4	1-6	.167	1-5	.200	2-2	1.000	2-0.2	2	0	0	0	0	5-0.6
TOTALS	16-1	29/1.8	1-6	.167	1-5	.200	3-4	.750	3-0.2	2-0	0	1	0	0	6-0.4

## Randy Onwuasor \* Inglewood, California \* 2017-18

YEAR	GP-GS	MIN-AVG	FG-FGA	FG%	3FG-FGA	3FG%	FT-FTA	FT%	REB-AVG	PF-DQ	A	TO	BLK	ST	PTS-AVG
2017-18	32-11	498/15.6	51-113	.451	11-30	.367	34-46	.739	67-2.1	48-0	27	28	2	16	147-4.6
TOTALS	32-11	498/15.6	51-113	.451	11-30	.367	34-46	.739	67-2.1	48-0	27	28	2	16	147-4.6

## Brandon Rachal \* Natchitoches, Louisiana \* 2017-18

YEAR	GP-GS	MIN-AVG	FG-FGA	FG%	3FG-FGA	3FG%	FT-FTA	FT%	REB-AVG	PF-DQ	A	TO	BLK	ST	PTS-AVG
2017-18	27-0	429/15.9	48-90	.533	1-5	.200	22-40	.550	88-3.3	58-0	18	19	5	26	119-4.4
TOTALS	27-0	429/15.9	48-90	.533	1-5	.200	22-40	.550	88-3.3	58-0	18	19	5	26	119-4.4

## Galen Alexander \* Breaux Bridge, Louisiana \* 2017-18

YEAR	GP-GS	MIN-AVG	FG-FGA	FG%	3FG-FGA	3FG%	FT-FTA	FT%	REB-AVG	PF-DQ	A	TO	BLK	ST	PTS-AVG
2017-18	9-0	55/6.1	6-16	.375	2-11	.182	3-4	.750	19/2.1	5-0	1	2	0	1	17-1.9
TOTALS	9-0	55/6.1	6-16	.375	2-11	.182	3-4	.750	19/2.1	5-0	1	2	0	1	17-1.9

## Jeremy Combs \* Dallas, Texas \* 2017-18

YEAR	GP-GS	MIN-AVG	FG-FGA	FG%	3FG-FGA	3FG%	FT-FTA	FT%	REB-AVG	PF-DQ	A	TO	BLK	ST	PTS-AVG
2017-18	6-0	52/8.7	7-11	.636	0-0	.000	4-8	.500	12-2.4	13-0	4	3	3	2	18-3.0
TOTALS	6-0	52/8.7	7-11	.636	0-0	.000	4-8	.500	12-2.4	13-0	4	3	3	2	18-3.0

## Mayan Kiir \* Bradenton, Florida \* 2017-18

YEAR	GP-GS	MIN-AVG	FG-FGA	FG%	3FG-FGA	3FG%	FT-FTA	FT%	REB-AVG	PF-DQ	A	TO	BLK	ST	PTS-AVG
2017-18	8-0	43/5.4	5-11	.455	0-0	.000	5-9	.556	16-2.0	5-0	2	6	2	1	15-1.9
TOTALS	8-0	43/5.4	5-11	.455	0-0	.000	5-9	.556	16-2.0	5-0	2	6	2	1	15-1.9

# Box Scores

## Official Basketball Box Score -- Game Totals -- Final Statistics Alcorn St. vs LSU

11/10/17 7:01 p.m. at Maravich Center (Baton Rouge, La.)

### Alcorn St. 59 • 0-1

#	Player	Total			3-Ptr			Rebounds			PF	TP	A	TO	Blk	Stl	Min
		FG-FGA	FT-FTA	Reb Tot	Off	Def	FG-FGA	FT-FTA	Reb Tot	Off							
02	A.J. Mosby	f	7-13	1-3	0-0	2	2	1	3	2	15	1	2	0	3	32	
04	Dante Sterling	f	2-6	1-4	1-2	2	2	4	0	6	0	1	0	0	22		
20	Yalen Reed	f	0-3	0-2	1-2	1	3	4	3	1	1	2	0	0	22		
24	Reginal Johnson	f	5-12	0-3	2-4	2	3	5	1	12	0	0	0	0	30		
01	Avery Patterson	g	2-6	1-3	2-2	2	2	4	2	7	1	3	0	0	15		
03	Tyler Carter	g	3-5	1-2	0-0	1	0	1	1	7	1	0	0	0	10		
05	Maurice Howard	g	2-6	0-3	2-2	0	0	0	2	6	2	1	0	1	19		
10	Kobe Wilson	g	0-1	0-1	0-0	0	1	1	0	0	0	0	0	0	7		
22	TyQuaylon Smith	g	0-0	0-0	0-0	0	0	0	0	0	0	0	0	0	2		
23	Troymain Crosby	g	0-1	0-0	0-0	0	0	0	2	0	0	1	0	0	12		
35	Khari Jabriel Allen	g	2-6	0-3	1-1	0	1	1	1	5	1	3	0	0	18		
50	Devon Brewer	g	0-0	0-0	0-0	0	1	1	4	0	0	2	2	0	11		
Team			2		0		2		1		1		4		200		
<b>Totals</b>			23-59	4-24	9-13	12	14	26	18	59	7	16	2	4	200		
FG % 1st Half: 15-34		44.1%	2nd half: 8-25		32.0%	Game: 23-59		39.0%							Deadball Rebounds 2.1		
3FG % 1st Half: 3-14		21.4%	2nd half: 1-10		10.0%	Game: 4-24		16.7%									
FT % 1st Half: 1-1		100.0%	2nd half: 8-12		66.7%	Game: 9-13		69.2%									

### LSU 99 • 1-0

#	Player	Total			3-Ptr			Rebounds			PF	TP	A	TO	Blk	Stl	Min
		FG-FGA	FT-FTA	Reb Tot	Off	Def	FG-FGA	FT-FTA	Reb Tot	Off							
01	REATH, Duop	f	4-9	0-0	3-6	0	2	2	2	11	1	1	0	0	17		
44	SIMS, Wayne	f	4-6	2-3	1-2	0	2	2	3	11	0	1	2	1	20		
00	SAMPSON, Brandon	g	4-4	2-2	0-0	3	2	5	1	10	0	1	2	2	20		
03	WATERS, Tremont	g	9-13	4-6	5-6	0	5	5	0	27	6	1	0	5	27		
04	MAYS, Skylar	g	3-5	0-1	1-1	0	3	3	0	7	5	1	0	2	23		
02	RACHAL, Brandon	g	3-6	0-0	0-1	3	3	6	3	6	1	0	0	1	19		
05	EDWARDS, Daryl	g	3-5	2-4	0-0	0	2	2	1	8	0	0	0	1	20		
10	ALEXANDER, Galen	g	2-3	1-2	0-0	0	2	2	0	5	0	0	0	0	5		
12	GRAVES, Marshall	g	1-2	0-1	0-0	0	0	0	1	2	2	0	0	0	7		
13	COMBS, Jeremy	g	3-6	0-0	2-4	1	3	4	4	8	2	1	1	0	19		
14	ONWUASOR, Randy	g	0-0	0-0	4-4	2	0	2	0	4	1	1	1	0	19		
15	VIAL, Reed	g	0-0	0-0	0-0	0	0	0	1	0	0	0	0	0	4		
Team			0		2		2		0		1		1		200		
<b>Totals</b>			36-59	11-19	16-24	9	26	35	16	99	18	7	6	12	200		
FG % 1st Half: 18-30		60.0%	2nd half: 18-29		62.1%	Game: 36-59		61.0%							Deadball Rebounds 7		
3FG % 1st Half: 7-10		70.0%	2nd half: 4-9		44.4%	Game: 11-19		57.9%									
FT % 1st Half: 8-13		61.5%	2nd half: 8-11		72.7%	Game: 16-24		66.7%									

Officials: Sean Casey, Glenn Tuitt, Christopher Ford  
Technical fouls: Alcorn St.-None, LSU-None.  
Attendance: 11856

Score by periods	1st	2nd	Total
ALCORN ST.	34	25	59
LSU	51	48	99

Last FG - ALCORN 2nd-04:13, LSU 2nd-01:58.  
Largest lead - ALCORN None, LSU by 42 2nd-00:50.

## Official Basketball Box Score -- Game Totals -- Final Statistics Samford vs LSU

11/16/17 7:01 PM at Maravich Center (Baton Rouge, LA)

### Samford 86 • 1-2

#	Player	Total			3-Ptr			Rebounds			PF	TP	A	TO	Blk	Stl	Min
		FG-FGA	FT-FTA	Reb Tot	Off	Def	FG-FGA	FT-FTA	Reb Tot	Off							
13	Eric Adams	f	2-3	0-0	3-4	5	2	7	4	7	2	2	0	4	32		
20	Alex Thompson	f	4-7	2-3	0-0	1	0	1	5	10	0	0	0	0	16		
00	Christen Cunningham	g	3-9	0-2	0-0	1	1	2	0	6	4	4	0	2	28		
03	Josh Sharkey	g	1-4	0-1	3-3	0	1	1	2	5	5	2	0	0	18		
22	D. Denzel-Dyson	g	7-16	4-7	3-4	2	3	5	3	21	1	1	0	1	34		
01	Kevion Nolan	g	2-5	1-4	0-0	0	1	1	0	5	0	0	0	0	7		
02	Justin Coleman	g	7-12	5-8	0-2	0	2	2	0	19	2	4	0	0	25		
04	Triston Chambers	g	2-3	2-3	0-0	1	1	2	4	6	1	1	0	0	23		
15	Stefan Latic	g	3-4	1-1	0-0	2	2	4	3	7	1	0	0	0	16		
24	Gerald Smith	g	0-0	0-0	0-0	0	0	0	0	0	0	0	0	0	1		
Team			3		1		4		15		14		29		200		
<b>Totals</b>			31-63	15-29	9-13	15	14	29	21	86	15	15	0	7	200		
FG % 1st Half: 11-28		39.3%	2nd half: 20-35		57.1%	Game: 31-63		49.2%							Deadball Rebounds 1		
3FG % 1st Half: 4-11		36.4%	2nd half: 11-18		61.1%	Game: 15-29		51.7%									
FT % 1st Half: 2-2		100.0%	2nd half: 7-11		63.6%	Game: 9-13		69.2%									

### LSU 105 • 2-0

#	Player	Total			3-Ptr			Rebounds			PF	TP	A	TO	Blk	Stl	Min
		FG-FGA	FT-FTA	Reb Tot	Off	Def	FG-FGA	FT-FTA	Reb Tot	Off							
01	REATH, Duop	f	4-5	0-0	4-4	1	5	6	3	12	1	1	1	0	22		
44	SIMS, Wayne	f	5-9	0-0	3-3	3	2	5	0	13	0	1	1	1	22		
00	SAMPSON, Brandon	g	8-13	1-5	3-3	4	4	8	2	20	7	1	0	1	28		
03	MAYS, Skylar	g	6-11	4-7	4-4	1	0	1	1	20	2	2	0	1	29		
04	EDWARDS, Daryl	g	2-4	2-4	2-2	0	2	2	2	8	6	0	0	1	26		
02	RACHAL, Brandon	g	4-7	0-1	2-2	2	1	3	1	10	3	1	0	2	15		
03	WATERS, Tremont	g	2-5	1-4	0-0	0	1	1	2	5	8	1	0	1	27		
12	GRAVES, Marshall	g	0-1	0-1	0-0	0	0	0	0	0	0	1	0	0	2		
13	COMBS, Jeremy	g	4-5	0-0	1-2	2	5	7	3	9	2	1	2	2	18		
15	VIAL, Reed	g	0-0	0-0	0-0	0	0	0	0	0	0	0	0	0	1		
21	EPPS, Aaron	g	4-5	0-1	0-0	0	0	0	1	8	0	0	0	1	10		
Team			0		0		0		13		20		33		200		
<b>Totals</b>			39-65	8-23	19-20	13	20	33	15	105	29	9	4	10	200		
FG % 1st Half: 19-35		54.3%	2nd half: 20-30		66.7%	Game: 39-65		60.0%							Deadball Rebounds 0		
3FG % 1st Half: 6-16		37.5%	2nd half: 2-7		28.6%	Game: 8-23		34.8%									
FT % 1st Half: 3-4		75.0%	2nd half: 16-16		100.0%	Game: 19-20		95.0%									

Officials: Tony Henderson, Peter Juzenas, Hunter Allen  
Technical fouls: Samford-Eric Adams; D. Denzel-Dyson, LSU-COMBS, Jeremy.  
Attendance: 7731

Score by periods	1st	2nd	Total
SAMFORD	28	58	86
LSU	47	58	105

Last FG - SAM 2nd-00:35, LSU 2nd-00:23.  
Largest lead - SAM by 2 1st-19.33, LSU by 27 2nd-16:15.  
SAM led for 00:31. LSU led for 36:44. Game was tied for 02:23.

## Official Basketball Box Score -- Game Totals -- Final Statistics MICHIGAN vs LSU

11-20-17 6:30 p.m. at Lahaina Civic Center, Maui, Hawaii

### MICHIGAN 75 • 3-1

#	Player	Total			3-Ptr			Rebounds			PF	TP	A	TO	Blk	Stl	Min
		FG-FGA	FT-FTA	Reb Tot	Off	Def	FG-FGA	FT-FTA	Reb Tot	Off							
13	Wagner, Moritz	f	9-14	3-7	3-5	2	5	7	3	24	0	1	0	3	32		
22	Robinson, Duncan	f	1-4	1-3	0-0	0	1	1	3	3	0	0	0	0	28		
01	Mathews, Charles	g	10-17	1-2	7-10	6	2	8	3	28	3	2	0	0	33		
03	Simpson, Zavier	g	0-0	0-0	0-0	0	0	0	4	2	2	0	0	0	10		
12	Abdur-Rahkman, M-A	g	4-13	0-5	4-4	2	3	5	1	12	4	0	0	1	36		
02	Poole, Jordan	g	0-0	0-0	0-0	0	0	0	0	0	0	0	0	0	1		
04	Livers, Isaiah	g	1-2	0-1	0-0	1	1	2	0	2	0	0	0	0	12		
05	Simmons, Jaaron	g	0-1	0-1	0-0	0	1	1	1	1	0	1	0	0	15		
15	Teske, Jon	g	0-0	0-0	0-0	1	0	1	1	0	1	0	1	0	8		
23	Watson, Ibi	g	1-4	0-2	0-0	0	0	0	3	2	0	0	0	0	8		
55	Brooks, Eli	g															



# Box Scores

## Official Basketball Box Score -- Game Totals -- Final Statistics UT-Martin vs LSU

11/29/17 7:01 p.m. at Maravich Center (Baton Rouge, La.)

### UT-Martin 60 • 1-6

#	Player	Total			3-Ptr			Rebounds			PF	TP	A	TO	Blk	Stl	Min
		FG-FGA	FG-FTA	FT-FTA	Off	Def	Tot	Off	Def	Tot							
12	Fatodd Lewis	f	2-7	0-1	2-4	2	7	9	3	6	0	2	1	1	34		
30	Jailen Gill	f	3-3	0-0	2-2	3	5	8	3	8	0	2	2	2	31		
01	Matthew Butler	g	8-13	1-4	0-0	0	3	3	3	17	5	5	0	0	34		
11	Darius Thompson	g	3-10	2-6	8-10	0	2	2	5	16	3	2	0	2	34		
22	Kahari Beaufort	g	1-4	0-0	0-0	0	1	1	2	2	0	1	1	0	17		
02	Delfinco Bogan	g	3-6	2-4	0-0	0	2	2	3	8	2	3	0	1	21		
04	Parrish Hewitt	g	0-0	0-0	0-0	0	0	0	1	0	0	0	0	0	1		
05	Terrence Parker	g	1-1	0-0	0-0	0	0	0	0	2	0	0	0	0	3		
13	Mike Fofana	g	0-3	0-1	1-2	0	2	2	1	1	0	1	0	1	18		
15	Dominique Williams	g	0-1	0-0	0-0	0	0	0	0	0	0	0	0	0	3		
24	Jerome Davis	g	0-0	0-0	0-0	0	0	0	0	0	0	1	0	0	3		
55	Lorenzen Wright, Jr.	g	0-0	0-0	0-0	0	0	0	0	0	0	1	0	0	1		
	Team					4	2	6									
	Totals		21-48	5-16	13-18	9	24	33	21	60	10	18	4	7	200		
	FG % 1st Half:	9-24	37.5%	2nd half:	12-24	50.0%	Game:	21-48	43.8%	Rebounds							
	3FG % 1st Half:	1-6	16.7%	2nd half:	4-10	40.0%	Game:	5-16	31.3%	Deadball							
	FT % 1st Half:	5-8	62.5%	2nd half:	8-10	80.0%	Game:	13-18	72.2%	Rebounds							

### LSU 84 • 4-2

#	Player	Total			3-Ptr			Rebounds			PF	TP	A	TO	Blk	Stl	Min
		FG-FGA	FG-FTA	FT-FTA	Off	Def	Tot	Off	Def	Tot							
21	Aaron Epps	f	2-7	0-3	2-4	6	2	8	2	6	0	0	0	0	24		
44	Wayde Sims	f	2-4	0-2	0-0	1	3	4	1	4	2	3	0	4	23		
03	Tremont Waters	g	2-10	1-7	3-4	0	4	4	1	8	10	1	0	4	34		
04	Skyler Mays	g	6-12	4-10	2-5	0	1	1	0	18	3	1	1	1	34		
14	Randy Onwuasor	g	2-3	0-0	1-1	0	0	0	4	5	2	1	0	0	12		
01	Duop Reath	g	6-9	0-0	3-4	3	6	9	2	15	0	0	0	0	21		
02	Brandon Rachal	g	3-3	0-0	1-2	1	1	2	4	7	1	1	0	3	11		
05	Daryl Edwards	g	6-11	3-6	0-0	0	2	2	0	15	3	0	0	1	25		
12	Marshall Graves	g	2-3	2-2	0-0	0	0	0	2	6	1	0	0	0	16		
	Team					2	1	3									
	Totals		31-62	10-30	12-20	13	20	33	16	84	22	7	1	13	200		
	FG % 1st Half:	15-32	46.9%	2nd half:	16-30	53.3%	Game:	31-62	50.0%	Rebounds							
	3FG % 1st Half:	6-17	35.3%	2nd half:	4-13	30.8%	Game:	10-30	33.3%	Deadball							
	FT % 1st Half:	5-9	55.6%	2nd half:	7-11	63.6%	Game:	12-20	60.0%	Rebounds							

Officials: Pat Adams, Doug Simmons, Todd Austin  
Technical fouls: UT-Martin-None, LSU-None.  
Attendance: 7396

Score by periods	1st	2nd	Total
UT-Martin	24	36	60
LSU	41	43	84

Last FG - UTM 2nd-02:30, LSU 2nd-00:33.  
Largest lead - UTM by 5 1st-15:56, LSU by 24 2nd-04:33.  
UTM led for 03:30, LSU led for 35:15, Game was tied for 01:15.

Points In Off 2nd Fast  
UTM 22 5 8 4 11  
LSU 38 29 15 12 43  
Score tied - 1 time.  
Lead changed - 4 times.

## Official Basketball Box Score -- Game Totals -- Final Statistics UNCW vs LSU

12/10/17 4:01 PM at Maravich Center (Baton Rouge, La.)

### UNCW 84 • 2-5

#	Player	Total			3-Ptr			Rebounds			PF	TP	A	TO	Blk	Stl	Min
		FG-FGA	FG-FTA	FT-FTA	Off	Def	Tot	Off	Def	Tot							
30	Bryan, Marcus	f	0-3	0-0	1-2	2	3	5	1	1	0	0	0	1	27		
33	Kalina, Trey	c	0-1	0-0	0-0	1	0	1	0	1	0	2	0	0	9		
04	Talley, Jordan	g	7-17	3-9	5-6	0	3	3	1	22	7	0	0	1	31		
12	Estime, Jay	g	0-1	0-1	0-0	0	2	2	5	0	2	0	0	1	14		
21	Taylor, Ty	g	4-12	3-8	4-5	0	4	4	3	15	0	4	0	1	28		
01	Fornes, Jaylen	g	2-4	2-4	2-3	1	2	3	0	8	0	0	0	0	12		
03	Richmond, Jaquel	g	7-11	2-4	0-0	1	1	2	3	16	1	0	0	0	21		
05	Gary, Jeffrey	g	5-10	2-6	0-0	2	1	3	1	12	1	1	0	2	24		
13	Brown, Jacques	g	0-0	0-0	0-0	0	0	0	0	0	0	0	0	0	0+		
14	Powell, Nick	g	0-3	0-1	0-0	0	0	0	0	1	0	2	0	0	17		
15	Cacok, Devontae	g	4-6	0-0	2-2	1	3	4	10	1	4	0	1	17			
32	Etoroma, Daniel	g	0-0	0-0	0-0	0	0	0	0	0	0	0	0	0	0+		
	Team					2	2	2									
	Totals		29-68	12-33	14-18	10	19	29	20	84	12	13	0	7	200		
	FG % 1st Half:	12-34	35.3%	2nd half:	17-34	50.0%	Game:	29-68	42.6%	Rebounds							
	3FG % 1st Half:	6-17	35.3%	2nd half:	6-16	37.5%	Game:	12-33	36.4%	Deadball							
	FT % 1st Half:	6-9	66.7%	2nd half:	8-9	88.9%	Game:	14-18	77.8%	Rebounds							

### LSU 97 • 5-2

#	Player	Total			3-Ptr			Rebounds			PF	TP	A	TO	Blk	Stl	Min
		FG-FGA	FG-FTA	FT-FTA	Off	Def	Tot	Off	Def	Tot							
21	EPPS, Aaron	f	2-5	0-1	2-3	3	4	7	0	6	1	1	0	0	17		
44	SIMS, Wayde	f	4-10	1-5	2-2	3	3	6	3	11	0	1	0	0	22		
03	WATERS, Tremont	g	6-13	1-4	7-8	1	8	9	3	20	10	7	0	0	37		
04	MAYS, Skylar	g	5-6	2-3	2-2	0	2	2	3	14	3	2	0	1	26		
14	ONWUASOR, Randy	g	1-1	0-0	0-0	0	2	2	2	2	0	1	0	0	24		
01	REATH, Duop	g	13-17	1-2	3-4	2	3	5	1	30	1	1	1	1	27		
02	RACHAL, Brandon	g	3-6	1-2	0-0	0	7	7	1	7	1	1	0	0	25		
05	EDWARDS, Daryl	g	2-2	2-2	1-1	0	0	0	1	7	0	1	1	0	18		
12	GRAVES, Marshall	g	0-0	0-0	0-0	0	0	0	0	0	0	0	0	0	1		
35	KIIR, Mayan	g	0-1	0-0	0-0	0	1	1	1	0	0	1	0	0	3		
	Team					0	1	1									
	Totals		36-61	8-19	17-20	9	31	40	16	97	16	16	2	2	200		
	FG % 1st Half:	21-33	63.6%	2nd half:	15-28	53.6%	Game:	36-61	59.0%	Rebounds							
	3FG % 1st Half:	5-10	50.0%	2nd half:	3-9	33.3%	Game:	8-19	42.1%	Deadball							
	FT % 1st Half:	5-6	83.3%	2nd half:	12-14	85.7%	Game:	17-20	85.0%	Rebounds							

Officials: Anthony Jordan, Joe Lindsay, Nathan Bemis  
Technical fouls: UNCW-None, LSU-TEAM.  
Attendance: 7812

Score by periods	1st	2nd	Total
UNCW	36	48	84
LSU	52	45	97

Last FG - UNCW 2nd-01:28, LSU 2nd-00:24.  
Largest lead - UNCW None, LSU by 18 2nd-04:30.  
UNCW led for 00:00, LSU led for 39:27, Game was tied for 00:33.

Points In Off 2nd Fast  
UNCW 38 25 11 4 23  
LSU 52 48 21 12 44  
Score tied - 0 times.  
Lead changed - 0 times.

## Official Basketball Box Score -- Game Totals -- Final Statistics Houston vs LSU

12/13/17 8:01 pm at Maravich Center (Baton Rouge, La.)

### Houston 77 • 8-2

#	Player	Total			3-Ptr			Rebounds			PF	TP	A	TO	Blk	Stl	Min
		FG-FGA	FG-FTA	FT-FTA	Off	Def	Tot	Off	Def	Tot							
15	DAVIS, Devin	f	7-15	0-1	0-0	3	4	7	3	14	0	5	0	1	32		
24	BRADY, Breon	f	0-2	0-0	0-0	0	1	1	0	0	0	1	0	0	8		
05	DAVIS Jr., Corey	g	6-10	6-10	2-2	4	1	20	2	0	0	0	0	0	29		
25	ROBINSON, Jr., Galen	g	2-5	1-2	0-0	2	2	0	5	2	2	0	0	0	22		
32	GRAY, Rob	g	7-16	1-6	5-7	1	2	3	1	20	7	3	0	1	34		
01	HARRIS Jr., Chris	g	2-2	0-0	1-1	0	5	5	3	5	0	0	1	0	12		
03	BROOKS, Amoni	g	3-6	3-6	0-0	1	2	3	2	9	1	0	0	1	17		
12	VANBECK, Wes	g	1-5	0-4	2-2	1	0	1	2	4	1	0	0	1	18		
13	ZANNA, Nura	g	0-0	0-0	0-0	2	2	4	0	0	0	0	0	0	16		
35	WHITE Jr., Fabian	g	0-2	0-0	0-0	2	1	3	1	0	1	1	0	0	12		
	Team					0	2	2									
	Totals		28-63	11-29	10-14	10	23	33	21	77	14	11	2	5	200		
	FG % 1st Half:	14-32	43.8%	2nd half:	14-31	45.											

# Box Scores

## Official Basketball Box Score -- Game Totals -- Final Statistics

### North Florida vs LSU 12/22/17 7:01 at Maravich Center (Baton Rouge, La.)

#### North Florida 52 - 5-10

#	Player	Total			3-Ptr			Rebounds			PF	TP	A	TO	Blk	Stl	Min
		FG	FGA	FT	FTA	Off	Def	Off	Def	Total							
02	Wajid Aminu	3	10	1	2	0	0	2	2	4	3	7	0	2	2	0	23
22	Trp Day	4	9	2	4	1	2	1	5	6	5	11	0	2	0	1	23
03	J Escobar	3	8	2	5	0	0	1	1	1	1	8	1	2	0	1	24
12	Ryan Burkhardt	3	6	2	5	0	0	2	2	4	0	6	3	2	0	0	18
21	Ivan Gandia-Rosa	3	2	1	5	0	0	0	0	0	1	7	3	1	0	0	24
00	Noah Horchler	1	2	1	2	0	0	1	6	7	1	3	1	3	2	0	24
01	Emmanuel Lambright	0	1	0	1	0	0	0	1	1	0	0	0	1	0	0	12
10	Osborn Blount	1	8	0	3	2	1	1	2	1	2	4	1	1	0	2	25
20	Brian Coffey II	0	3	0	1	0	0	0	0	0	1	0	1	2	0	0	14
50	Benedikt Haid	2	3	2	3	0	0	0	0	0	0	6	3	3	0	0	13
	Team																
	Totals	19	60	11	30	3	4	7	22	29	13	52	10	20	4	4	200

FG % 1st Half: 8-30 26.7% 2nd half: 11-31 35.5% Game: 19-60 31.7%  
3FG % 1st Half: 4-14 28.6% 2nd half: 7-17 41.2% Game: 11-31 35.5%  
FT % 1st Half: 3-4 75.0% 2nd half: 0-0 0.0% Game: 3-4 75.0%

#### LSU 104 - 8-3

#	Player	Total			3-Ptr			Rebounds			PF	TP	A	TO	Blk	Stl	Min
		FG	FGA	FT	FTA	Off	Def	Off	Def	Total							
01	Duop Reath	7	12	0	0	1	2	5	7	0	15	0	0	2	0	0	21
21	Aaron Epps	6	11	0	1	2	3	6	9	1	13	0	0	1	0	0	21
03	Tremont Waters	5	9	3	6	2	2	2	5	2	15	10	1	0	4	26	
04	Skylar Mays	3	6	0	1	0	3	3	6	1	6	5	1	0	2	21	
05	Daryl Edwards	4	4	2	2	0	0	1	1	0	10	3	1	0	1	18	
00	Brandon Sampson	3	5	1	2	0	0	3	3	2	7	2	1	0	0	10	
02	Brandon Rachal	0	3	0	1	0	2	2	0	0	0	1	1	0	0	13	
10	Galen Alexander	3	4	1	2	1	2	2	4	0	8	1	0	0	1	15	
12	Marshall Graves	3	4	1	2	0	2	2	0	0	7	0	2	0	0	10	
14	Randy Onwuasor	3	8	0	2	0	0	2	0	5	2	6	3	0	0	16	
15	Reed Vial	0	1	0	0	0	0	0	0	0	0	0	0	0	0	3	
35	Mayan Kirr	3	4	0	0	3	3	4	0	9	1	1	1	0	0	11	
44	Wayde Sims	3	9	2	4	0	0	1	2	0	8	0	0	0	1	15	
	Team																
	Totals	43	80	10	24	8	10	16	34	50	8	104	26	8	4	15	200

FG % 1st Half: 22-40 55.0% 2nd half: 21-40 52.5% Game: 43-80 53.8%  
3FG % 1st Half: 6-12 50.0% 2nd half: 4-12 33.3% Game: 10-24 41.7%  
FT % 1st Half: 4-5 80.0% 2nd half: 4-5 80.0% Game: 8-10 80.0%

Officials: Doug Shows, Roger Ayers, Patrick Evans  
Technical fouls: North Florida-None, LSU-None.  
Attendance: 8212

Score by periods	1st	2nd	Total
North Florida	23	29	52
LSU	54	50	104

Last FG - UNF 2nd-03:25, LSU 2nd-02:36.  
Largest lead - UNF by 4 1st-17:02, LSU by 52 2nd-01:00.  
UNF led for 03:23, LSU led for 34:51. Game was tied for 01:40.

Score by Period	1st	2nd	Total
LSU	36	35	71
Memphis	36	25	61

Last FG - UNF 2nd-03:25, LSU 2nd-02:36.  
Largest lead - UNF by 4 1st-17:02, LSU by 52 2nd-01:00.  
UNF led for 03:23, LSU led for 34:51. Game was tied for 01:40.

## Official Basketball Box Score -- Game Totals -- Final Statistics

### North Florida vs LSU 12/22/17 7:01 at Maravich Center (Baton Rouge, La.)

#### North Florida 52 - 5-10

#	Player	Total			3-Ptr			Rebounds			PF	TP	A	TO	Blk	Stl	Min
		FG	FGA	FT	FTA	Off	Def	Off	Def	Total							
04	Nick Richards	1	2	0	0	0	1	1	2	0	0	0	0	0	0	10	
05	Kevin Knox	7	12	2	3	0	2	9	11	1	16	1	2	0	0	35	
25	PJ Washington	8	11	0	1	2	3	3	8	2	12	2	1	0	2	36	
00	Quade Green	3	6	1	2	0	3	3	0	7	2	1	0	0	0	31	
03	Hamidou Diallo	3	8	1	2	0	1	2	1	7	0	4	0	1	0	22	
01	Sacha Kiley-Jones	1	3	0	0	2	3	5	0	2	3	1	0	0	0	12	
22	Gilgous-Alexander	7	16	1	2	3	2	1	6	4	3	1	3	2	32		
32	Wenyen Gabriel	1	3	1	3	1	2	4	3	4	1	0	0	0	0	22	
	Team																
	Totals	31	61	5	12	7	13	10	25	35	10	74	13	14	3	6	200

FG % 1st Half: 14-28 50.0% 2nd half: 17-33 51.5% Game: 31-61 50.8%  
3FG % 1st Half: 3-5 60.0% 2nd half: 2-7 28.6% Game: 5-12 41.7%  
FT % 1st Half: 0-0 0.0% 2nd half: 7-13 53.8% Game: 7-13 53.8%

#### LSU 71 - 9-4 (0-1)

#	Player	Total			3-Ptr			Rebounds			PF	TP	A	TO	Blk	Stl	Min
		FG	FGA	FT	FTA	Off	Def	Off	Def	Total							
01	Duop Reath	11	17	2	3	0	4	7	11	3	24	2	2	2	1	35	
21	Aaron Epps	6	11	1	5	0	2	3	2	13	1	2	2	0	0	26	
03	Tremont Waters	6	13	2	9	4	4	1	10	18	3	2	1	2	37		
04	Skylar Mays	2	11	1	4	0	1	1	1	5	3	1	0	2	30		
05	Daryl Edwards	0	1	0	0	0	0	1	0	0	0	0	0	0	0	9	
00	Brandon Sampson	1	7	0	5	0	1	2	3	2	4	1	1	0	0	29	
14	Randy Onwuasor	0	0	0	0	0	1	2	0	1	1	0	1	0	13		
35	Mayan Kirr	0	0	0	1	0	1	1	1	0	0	0	0	0	2		
44	Wayde Sims	3	5	0	1	2	3	0	1	2	8	0	0	0	0	18	
	Team																
	Totals	29	65	6	24	7	9	10	24	34	14	71	14	11	5	6	200

FG % 1st Half: 15-32 46.9% 2nd half: 14-33 42.4% Game: 29-65 44.6%  
3FG % 1st Half: 5-11 45.5% 2nd half: 1-7 14.3% Game: 6-24 25.0%  
FT % 1st Half: 1-2 50.0% 2nd half: 6-7 85.7% Game: 7-9 77.8%

Officials: Tony Oglesby, Byron Jarrett, Kipp Kissinger  
Technical fouls: Kentucky-None, LSU-None.  
Attendance: 11952

Score by periods	1st	2nd	Total
Kentucky	31	43	74
UK	46	12	58
LSU	36	35	71

Last FG - UK 2nd-01:16, LSU 2nd-00:23.  
Largest lead - UK by 7 1st-17:47, LSU by 7 2nd-19:39.  
UK led for 25:18, LSU led for 12:04. Game was tied for 02:32.

Score by Period	1st	2nd	Total
LSU	29	40	69
Texas A&M	28	40	68

Last FG - LSU 2nd-00:01, TAMU 2nd-00:19.  
Largest lead - LSU by 10 1st-17:21, TAMU by 6 2nd-17:30.  
LSU led for 16:31, TAMU led for 18:38. Game was tied for 04:51.

## Official Box Score -- Game Totals -- Final Statistics

### LSU vs. Memphis 12/28/2017 8:12 p.m. at Memphis, Tenn.

#### LSU 71 (9-3)

#	Player	Total			3-Ptr			Rebounds			PF	TP	A	TO	Blk	Stl	Min
		FG	FGA	FT	FTA	Off	Def	Off	Def	Total							
01	Duop Reath	2	9	0	0	2	4	2	6	5	4	1	1	1	1	25	
21	Aaron Epps	3	3	2	2	0	1	5	6	5	8	0	2	3	0	20	
03	Tremont Waters	6	12	3	6	3	5	0	1	1	3	8	8	4	0	38	
04	Skylar Mays	4	9	4	7	2	2	0	5	5	4	14	4	3	0	30	
00	Daryl Edwards	2	3	1	2	0	0	1	1	1	5	2	2	0	0	21	
05	Brandon Sampson	4	7	3	6	1	3	0	1	1	2	12	0	1	0	25	
02	Brandon Rachal	0	2	0	1	2	0	0	0	0	1	0	0	1	0	8	
14	Randy Onwuasor	0	2	0	1	2	1	0	1	0	1	0	0	0	0	6	
44	Wayde Sims	4	7	0	2	0	4	3	7	2	8	1	0	1	1	27	
	TEAM																
	Totals	25	54	13	26	8	16	10	23	33	22	71	16	13	6	8	200

FG % 1st Half: 13-30 43.3% 2nd Half: 12-24 50.0% Game: 25-54 46.3%  
3FG % 1st Half: 7-14 50.0% 2nd Half: 6-12 50.0% Game: 13-26 50.0%  
FT % 1st Half: 3-4 75.0% 2nd Half: 5-12 41.7% Game: 8-16 50.0%

#### Memphis 61 (9-4)

#	Player	Total			3-Ptr			Rebounds			PF	TP	A	TO	Blk	Stl	Min
		FG	FGA	FT	FTA	Off	Def	Off	Def	Total							
00	Kyvon Davenport	6	14	3	8	2	3	4	7	11	1	17	2	3	0	0	35
10	Mike Parks Jr	4	6	0													

# Box Scores

## Official Basketball Box Score -- Game Totals -- Final Statistics

Alabama vs LSU

01/13/18 7:31 PM at Maravich Center (Baton Rouge, La.)

Alabama 74 • 11-6 (3-2)

#	Player	Total			3-Ptr			Rebounds			PF	TP	A	T	Blk	Stl	Min
		FG-FGA	FG-FGA	FT-FTA	Off	Def	Off	Def	Off	Def							
04	Daniel Giddens	1-1	0-0	0-0	2	0	2	4	2	0	1	0	1	0	0	24	
25	Braxton Key	3-8	0-2	0-0	0	4	4	2	6	2	2	0	1	0	1	8	
02	Collin Sexton	4-16	1-5	6-6	2	5	7	15	15	3	9	1	0	0	0	34	
10	Herbert Jones	2-4	1-1	0-0	3	3	6	1	5	0	2	0	2	0	25		
12	Dazon Ingram	4-5	0-1	10-10	10	10	2	18	3	1	1	3	3	0	32		
03	Alex Reese	4-6	1-3	0-0	1	2	3	9	9	0	2	0	1	1	11		
05	Avery Johnson Jr	1-4	1-3	2-2	0	0	0	2	5	0	0	0	0	0	11		
23	John Petty	2-8	2-7	0-0	0	1	1	6	0	1	1	0	1	0	26		
30	Gain Smith	4-5	0-0	0-0	2	2	4	1	8	0	0	1	0	0	29		
	Team				2	1	3										
	Totals	25-57	6-22	18-18	12	28	40	20	74	8	19	4	8	200			

FG % 1st Half: 40.0% 2nd Half: 48.1% Game: 43.9%  
 3FG % 1st Half: 36.4% 2nd Half: 18.2% Game: 27.3%  
 FT % 1st Half: 100.0% 2nd Half: 100.0% Game: 100.0%

Deadball Rebounds 0

LSU 66 • 11-5 (2-2)

#	Player	Total			3-Ptr			Rebounds			PF	TP	A	T	Blk	Stl	Min
		FG-FGA	FG-FGA	FT-FTA	Off	Def	Off	Def	Off	Def							
01	Duop Reath	3-7	1-1	5-6	0	2	2	3	12	1	5	1	1	0	28		
21	Aaron Eggs	5-7	2-3	2-2	2	2	2	4	2	14	2	0	1	0	29		
03	Tremont Waters	5-13	3-9	6-8	0	3	3	4	19	5	1	0	3	0	37		
04	Skyler Mays	2-7	1-3	1-2	1	2	3	6	3	4	1	0	0	0	26		
05	Daryl Edwards	2-6	0-3	0-0	0	0	0	1	4	1	1	0	1	0	22		
00	Brandon Sampson	2-5	0-3	3-4	0	3	3	1	7	0	3	0	2	0	20		
02	Brandon Rachal	0-1	0-0	0-0	2	2	4	0	0	2	1	1	1	0	19		
14	Randy Onwuasor	2-5	0-2	0-0	0	4	4	0	4	1	1	0	1	0	15		
44	Wayde Sims	0-1	0-1	0-0	0	0	0	0	0	0	0	0	0	0	4		
	Team				0	1	1										
	Totals	21-52	7-25	17-22	5	19	24	18	66	13	14	3	11	200			

FG % 1st Half: 35.5% 2nd Half: 47.6% Game: 40.4%  
 3FG % 1st Half: 23.5% 2nd Half: 38.7% Game: 28.0%  
 FT % 1st Half: 100.0% 2nd Half: 72.2% Game: 77.3%

Deadball Rebounds 3.1

Officials: Olanis Pool, Peter Juzenas, Gerald Williams

Technical fouls: Alabama-None. LSU-TEAM.

Attendance: 1300

5th largest crowd in the current PMAC configuration

Score by periods			1st	2nd	Total	In	Off	2nd	Fast
Alabama	32	42	74	Points	Paint	T/O	Chance	Break	Bench
LSU	30	36	66	USA	36	9	13	2	28
LSU	30	36	66	LSU	24	12	6	8	11

Last FG - USA 2nd-01:22. LSU 2nd-00:08.

Largest lead - LSU by 15:26-07:31. LSU by 5:1st-07:27.

USA led for 23:17. LSU led for 11:49. Game was tied for 04:54.

Score tied - 5 times.

Lead changed - 5 times.

## Official Basketball Box Score -- Game Totals -- Final Statistics

Georgia vs LSU

01/16/18 8:00 PM at Maravich Center (Baton Rouge, La.)

Georgia 61 • 12-3 (3-3)

#	Player	Total			3-Ptr			Rebounds			PF	TP	A	T	Blk	Stl	Min
		FG-FGA	FG-FGA	FT-FTA	Off	Def	Off	Def	Off	Def							
01	Yante Maten	7-20	0-1	7-7	6	6	12	1	21	0	2	3	0	0	38		
24	Derek Ogoeide	5-5	0-0	1-3	1	1	2	2	11	0	2	0	0	0	30		
00	William Jackson II	2-5	1-1	0-0	0	6	6	1	5	0	0	0	0	0	37		
03	Juwana Parker	4-7	1-3	0-0	2	6	8	3	9	0	1	0	0	0	30		
10	Teshaun Hightower	3-8	1-6	1-6	0	3	3	1	8	1	2	0	0	0	27		
02	Jordan Harris	2-3	1-2	0-0	0	0	0	0	5	0	0	0	0	0	10		
04	Tyree Crump	0-2	0-2	0-0	0	0	0	0	0	0	0	0	0	0	2		
20	Rayshawn Hammonds	0-3	0-1	0-0	1	3	4	2	0	1	2	0	1	0	14		
32	Mike Edwards	0-1	0-0	0-0	0	0	0	0	0	0	0	0	0	0	8		
33	Nicolas Claxton	1-1	0-0	0-0	1	0	1	0	2	0	0	0	0	0	4		
	Team				2	0	2										
	Totals	24-55	4-16	9-16	13	25	38	12	61	7	10	3	3	200			

FG % 1st Half: 40.7% 2nd Half: 46.4% Game: 43.6%  
 3FG % 1st Half: 11.1% 2nd Half: 42.9% Game: 41.6% 25.0%  
 FT % 1st Half: 1-3 33.3% 2nd Half: 8-13 61.5% Game: 9-16 56.3%

Deadball Rebounds 4

LSU 60 • 11-6 (2-3)

#	Player	Total			3-Ptr			Rebounds			PF	TP	A	T	Blk	Stl	Min
		FG-FGA	FG-FGA	FT-FTA	Off	Def	Off	Def	Off	Def							
01	Duop Reath	5-11	1-2	1-4	2	1	3	3	12	0	0	0	1	0	26		
21	Aaron Eggs	2-5	1-3	0-0	2	4	6	3	5	0	0	0	0	0	32		
00	Brandon Sampson	6-11	3-5	2-2	0	3	3	2	17	0	0	0	0	0	26		
03	Tremont Waters	3-7	0-2	0-0	2	2	1	6	5	2	0	0	0	0	29		
04	Skyler Mays	4-10	1-5	2-2	1	6	7	2	11	2	1	0	1	0	34		
02	Brandon Rachal	0-0	0-0	0-1	1	2	0	0	0	0	0	0	0	0	6		
05	Daryl Edwards	2-5	1-4	0-0	0	1	1	0	5	0	0	0	0	0	14		
14	Randy Onwuasor	1-3	0-0	2-2	0	0	0	0	4	1	1	0	2	0	18		
44	Wayde Sims	0-1	0-0	0-0	0	3	3	2	0	0	1	1	1	0	15		
	Team				1	0	1										
	Totals	23-53	7-21	7-10	6	21	27	15	60	8	5	5	5	200			

FG % 1st Half: 32.5% 2nd Half: 35.7% Game: 33.3%  
 3FG % 1st Half: 5.0% 2nd Half: 31.3% 23.3% Game: 7.1% 33.4%  
 FT % 1st Half: 4-4 100.0% 2nd Half: 3-6 50.0% Game: 7-10 70.0%

Deadball Rebounds 2

Officials: Pat Adams, Don Daly, Tony Henderson

Technical fouls: Georgia-None. LSU-None.

Attendance: 8269

Score by periods			1st	2nd	Total	In	Off	2nd	Fast
Georgia	24	37	61	Points	Paint	T/O	Chance	Break	Bench
LSU	34	26	60	USA	24	10	17	0	7
LSU	34	26	60	LSU	26	13	5	2	9

Last FG - USA 2nd-00:05. LSU 2nd-00:41.

Largest lead - USA by 5:26-11:33. LSU by 12:1st-04:10.

USA led for 07:27. LSU led for 27:50. Game was tied for 03:43.

Score tied - 8 times.

Lead changed - 16 times.

## Official Basketball Box Score -- Game Totals -- Final Statistics

LSU vs Vanderbilt

01/20/18 12 p.m. at Nashville, Tenn. (Memorial Gym)

LSU 71 • 11-7, 2-4 SEC

#	Player	Total			3-Ptr			Rebounds			PF	TP	A	T	Blk	Stl	Min
		FG-FGA	FG-FGA	FT-FTA	Off	Def	Off	Def	Off	Def							
01	REATH, Duop	13-20	1-2	4-8	5	8	13	4	31	1	3	3	0	0	34		
21	EPPS, Aaron	1-3	0-1	0-0	0	3	3	4	2	0	1	0	0	0	11		
00	SAMPSON, Brandon	3-12	0-2	1-2	0	0	0	1	3	0	1	0	1	0	19		
03	WATERS, Tremont	1-3	1-6	0-0	2	2	4	5	7	4	3	0	1	1	36		
04	MAYS, Skylar	4-11	1-4	4-5	0	3	3	1	13	1	0	0	2	0	36		
02	RACHAL, Brandon	2-6	0-0	4-6	1	1	2	3	8	0	1	1	1	0	18		
05	EDWARDS, Daryl	1-2	1-2	0-0	0	2	2	3	3	1	1	0	0	0	17		
10	ALEXANDER, Galen	0-1	0-1	0-0	1	1	2	0	0	0	0	0	0	0	3		
14	ONWUASOR, Randy	1-3	0-1	0-0	2	2	4	1	2	0	1	0	0	0	21		
44	SIMS, Wayde	1-1	0-0	0-0	1	0	1	2	2	0	0	0	0	0	5		
	Team				2	2	4										
	Totals	27-62	4-19	13-21	14	24	38	24	71	7	12	4	5	200			

FG % 1st Half: 35.7% 2nd Half: 43.5% Game: 43.5%  
 3FG % 1st Half: 2.8 25.0% 2nd Half: 2-11 18.2% Game: 4-19 21.1%  
 FT % 1st Half: 6-8 75.0% 2nd Half: 7-13 53.8% Game: 13-21 61.9%

Deadball Rebounds 3

Vanderbilt 77 • 7-12, 2-5 SEC

#	Player	Total			3-Ptr			Rebounds			PF	TP	A	T	Blk	Stl	Min
		FG-FGA	FG-FGA	FT-FTA	Off	Def	Off	Def	Off	Def							
11	ROBERSON, Jeff	7-13	2-5	4-5	1	5	6	3	20	1	4	0	0				



# Box Scores

## Official Basketball Box Score -- Game Totals -- Final Statistics Arkansas vs LSU 02/03/18 2:31 pm at Maravich Center (Baton Rouge, La.)

**Arkansas 86 • 15-3 (4-6)**

#	Player	Total			3-Ptr			Rebounds			PF	TP	A	TO	Bk	Stl	Min
		FG	FGA	FT	FTA	Off	Def	Off	Def	Def							
10	Daniel Gafford	f	4-7	0-0	2-6	3	1	4	4	10	0	2	1	1	1	21	
13	Dustin Thomas	f	3-7	0-0	0	2	1	3	2	6	0	2	0	0	0	20	
00	Jaylen Barford	g	7-12	1-2	0-0	1	3	4	2	15	2	2	0	0	2	32	
04	Daryl Macon	g	7-12	2-4	6-6	0	2	2	4	22	5	2	0	0	0	34	
31	Anton Beard	g	3-4	0-1	5-5	0	4	4	11	3	2	0	2	0	30		
01	Trey Thompson	g	5-6	0-0	1-1	0	4	4	1	11	1	0	1	1	19		
02	Adrio Bailey	g	2-4	0-0	1-2	3	0	3	2	5	0	0	0	1	15		
05	Ariando Cook	g	2-4	0-0	0-0	0	0	0	0	4	0	0	0	1	5		
20	Darius Hall	g	0-1	0-0	2-4	1	3	4	0	2	0	0	0	0	17		
23	C.J. Jones	g	0-3	0-1	0-0	0	0	0	0	0	1	0	0	0	7		
Team						2	0	2							1		
Totals			33-60	3-8	17-24	12	18	30	19	86	12	11	2	8	200		
FG % 1st Half:		16-35	45.7%	2nd half:	17-25	68.0%	Game:	33-60	55.0%	Deadball Rebounds							
3FG % 1st Half:		1-5	20.0%	2nd half:	2-3	66.7%	Game:	3-8	37.5%	Rebounds							
FT % 1st Half:		2-2	100.0%	2nd half:	15-22	68.2%	Game:	17-24	70.8%	5							

**LSU 94 • 13-9 (4-6)**

#	Player	Total			3-Ptr			Rebounds			PF	TP	A	TO	Bk	Stl	Min
		FG	FGA	FT	FTA	Off	Def	Off	Def	Def							
01	Duop Reath	f	2-6	1-3	0-0	1	4	5	4	5	1	2	1	0	19		
21	Aaron Epps	f	6-9	2-4	2-2	4	1	5	4	16	1	1	2	0	31		
03	Tremont Waters	g	7-14	4-9	9-10	0	2	2	27	11	4	0	1	0	36		
04	Skyler Mays	g	5-7	3-4	2-2	0	0	0	0	15	3	1	2	1	34		
14	Randy Onwuasor	g	0-0	0-0	0-0	0	0	0	2	0	0	0	0	0	6		
00	Brandon Sampson	g	3-7	2-4	5-6	0	3	3	13	0	3	0	0	0	25		
05	Daryl Edwards	g	4-7	3-6	3-3	1	2	3	4	0	0	0	0	0	20		
44	Wayde Sims	g	2-5	0-0	0-0	1	5	6	2	4	1	1	2	0	28		
Team						1	0	1							2		
Totals			29-55	15-30	21-23	8	17	25	19	94	17	12	7	2	200		
FG % 1st Half:		16-31	51.6%	2nd half:	13-24	54.2%	Game:	29-55	52.7%	Deadball Rebounds							
3FG % 1st Half:		8-16	44.4%	2nd half:	7-12	58.3%	Game:	15-30	50.0%	1							
FT % 1st Half:		3-3	100.0%	2nd half:	18-20	90.0%	Game:	21-23	91.3%	Rebounds							

Officials: Tony Henderson, Glenn Tuitt, Rob Roke  
Technical fouls: Arkansas-None, LSU-None.  
Attendance: 9272

Score by periods	1st	2nd	Total
Arkansas	35	51	86
LSU	43	51	94

Points	In	Off	2nd	Fast	Bench
AR	Paint	T/O	Chance	Break	
LSU	22	9	12	14	22
LSU	22	9	12	2	31

Score tied - 4 times.  
Lead changed - 6 times.

## Official Basketball Box Score -- Game Totals -- Final Statistics LSU vs Florida 2/7/18 3:30 p.m. at Exactech Arena - Gainesville, Fla.

**LSU 64 • 13-10, 4-7 SEC**

#	Player	Total			3-Ptr			Rebounds			PF	TP	A	TO	Bk	Stl	Min
		FG	FGA	FT	FTA	Off	Def	Off	Def	Def							
01	REATH, Duop	f	4-8	0-2	0-2	1	1	2	2	8	1	1	1	1	18		
21	EPPS, Aaron	f	3-5	2-4	0-0	1	5	6	3	8	0	1	1	0	23		
03	WATERS, Tremont	g	3-15	1-9	2-4	1	6	7	1	9	6	7	0	2	35		
04	MAYS, Skylar	g	1-3	0-2	0-0	0	1	1	2	2	4	3	0	1	23		
05	EDWARDS, Daryl	g	3-7	2-4	1-2	0	1	1	3	9	1	1	0	0	34		
00	SAMPSON, Brandon	g	5-8	4-7	3-5	0	2	2	1	17	0	2	0	1	29		
02	RACHAL, Brandon	g	2-2	0-0	0-0	1	4	5	4	4	1	0	0	0	15		
14	ONWUASOR, Randy	g	0-0	0-0	0-0	0	0	0	0	0	0	1	0	0	3		
44	SIMS, Wayde	g	3-6	0-0	1-2	1	5	6	3	7	0	0	0	0	20		
Team						2	1	3							20		
Totals			24-54	9-28	7-15	7	26	33	19	64	13	16	2	5	200		
FG % 1st Half:		12-24	50.0%	2nd half:	12-30	40.0%	Game:	24-54	44.4%	Deadball Rebounds							
3FG % 1st Half:		5-11	45.5%	2nd half:	4-17	23.5%	Game:	9-28	32.1%	5							
FT % 1st Half:		4-7	57.1%	2nd half:	3-8	37.5%	Game:	7-15	46.7%	Rebounds							

**Florida 73 • 16-8, 7-4 SEC**

#	Player	Total			3-Ptr			Rebounds			PF	TP	A	TO	Bk	Stl	Min
		FG	FGA	FT	FTA	Off	Def	Off	Def	Def							
13	Hayes, Kevarius	f	3-4	0-0	3-4	1	3	4	2	9	1	0	3	1	21		
25	Stone, Keith	f	5-8	1-2	4-4	0	3	3	3	15	0	0	1	0	26		
03	Hudson, Jalen	g	7-13	2-5	2-3	1	8	9	3	18	2	3	1	2	34		
04	Koulechov, Egor	g	4-8	2-5	2-2	0	4	0	12	2	2	0	0	0	26		
11	Chiozza, Chris	g	1-5	0-2	1-2	0	6	6	1	3	6	4	1	3	35		
00	Okauru, Mike	g	4-7	1-3	0-2	0	0	0	1	9	0	0	0	0	17		
05	Allen, KeVaughn	g	3-7	0-1	1-1	0	1	1	0	7	3	1	0	1	29		
12	Gak, Gorjak	g	0-0	0-0	0-2	2	1	3	1	0	0	1	0	0	7		
21	Bassett, Dontay	g	0-0	0-0	0-0	0	0	0	1	0	0	0	0	0	5		
Team						0	0	0							5		
Totals			27-52	6-18	13-20	4	26	30	12	73	14	12	6	8	200		
FG % 1st Half:		11-24	45.8%	2nd half:	16-28	57.1%	Game:	27-52	51.9%	Deadball Rebounds							
3FG % 1st Half:		2-8	25.0%	2nd half:	4-10	40.0%	Game:	6-18	33.3%	2							
FT % 1st Half:		7-12	58.3%	2nd half:	6-8	75.0%	Game:	13-20	65.0%	Rebounds							

Officials: Don Daily, Ron Groover, Will Howard  
Technical fouls: LSU-None, Florida-None.  
Attendance: 9833

Score by periods	1st	2nd	Total
LSU	33	31	64
Florida	31	42	73

Points	In	Off	2nd	Fast	Bench
LSU	Paint	T/O	Chance	Break	
LSU	22	10	0	4	28
UF	34	21	3	8	16

Score tied - 4 times.  
Lead changed - 6 times.

## Official Basketball Box Score -- Game Totals -- Final Statistics Ole Miss vs LSU 02/10/18 3:05 PM at Maravich Center (Baton Rouge, La.)

**Ole Miss 66 • 11-14 (4-8)**

#	Player	Total			3-Ptr			Rebounds			PF	TP	A	TO	Bk	Stl	Min
		FG	FGA	FT	FTA	Off	Def	Off	Def	Def							
12	Bruce Stevens	f	6-10	0-1	4-5	2	3	5	2	16	1	1	1	1	0	32	
00	Devontae Shuler	g	1-7	0-4	0-0	1	5	6	1	2	0	1	0	1	24		
01	Deandre Burnett	g	5-9	2-6	4-7	1	2	3	2	16	1	5	0	3	30		
03	Terence Davis	g	3-9	1-6	0-0	2	7	9	3	7	2	2	0	0	34		
05	Markel Crawford	g	0-4	0-3	4-4	2	1	3	4	4	0	0	0	0	20		
02	Marcanvis Hyman	g	0-3	0-0	0-1	0	1	1	2	0	0	0	0	0	8		
04	Breein Tyree	g	3-11	2-7	2-2	0	0	0	2	10	1	0	0	0	29		
13	Dominik Olejniczak	g	3-5	0-0	0-1	1	0	1	3	6	0	0	0	0	6		
50	Justas Fumanavicius	g	2-4	1-2	0-0	2	3	5	0	5	0	0	0	1	17		
Team						4	3	7							20		
Totals			23-62	6-29	14-20	15	25	40	19	66	5	9	1	5	200		
FG % 1st Half:		15-33	45.5%	2nd half:	8-29	27.6%	Game:	23-62	37.1%	Deadball Rebounds							
3FG % 1st Half:		4-14	28.6%	2nd half:	2-15	13.3%	Game:	6-29	20.7%	3							
FT % 1st Half:		3-5	60.0%	2nd half:	11-15	73.3%	Game:	14-20	70.0%	Rebounds							

**LSU 82 • 14-10 (5-7)**

#	Player	Total			3-Ptr			Rebounds			PF	TP	A	TO	Bk	Stl	Min
		FG	FGA	FT	FTA	Off	Def	Off	Def	Def							
01	Duop Reath	f	10-12	1-1	5-6	4	1	5	3	26	0	0	1	0	24		
21	Aaron Epps	f	5-9	0-2	1-3	2	7	9	4	11	0	1	2	0	31		
03	Tremont Waters	g	3-12	1-5	4-4	0	5	5	3	11	8	1	0	1	31		
04	Skyler Mays	g	5-9	2-5	5-7	0	6	6	2	17	2	1	0	2	34		
04	Daryl Edwards	g	2-7	1-6	0-0	0	1	1	5	4	3</						



# Box Scores

## Official Basketball Box Score -- Game Totals -- Final Statistics LSU vs Georgia 02/24/18 2:00 PM ET at Stegeman Coliseum -- Athens, Ga.

### LSU 82 • 16-12, 7-9

#	Player	Total			3-Ptr			Rebounds			PF	TP	A	T O	Bk	Stl	Min
		FG	FGA	FT	FTA	FG	FGA	FT	FTA	Off							
01	REATH, DUOP	f	0-3	0-0	1-2	1	2	3	4	1	0	2	0	0	0	14	
21	EPPS, AARON	f	1-4	1-4	0-0	2	2	4	4	3	2	1	0	0	0	27	
03	WATERS, TREMONT	g	6-20	5-13	8-11	0	1	1	3	25	3	2	0	0	1	38	
04	MAYS, SKYLAR	g	6-12	2-6	6-7	0	3	3	5	20	1	1	0	6	33		
05	EDWARDS, DARYL	g	5-9	1-4	0-0	1	1	2	1	11	2	1	0	1	29		
00	SAMPSON, BRANDON	g	3-8	1-4	0-0	1	5	6	4	7	1	2	0	0	13		
02	RACHAL, BRANDON	g	3-3	0-0	1-2	1	1	2	4	7	0	0	0	0	13		
14	ONWUASOR, RANDY	g	1-5	0-0	0-1	2	3	5	3	2	2	1	0	0	17		
44	SIMS, WAYDE	g	3-5	0-0	0-0	1	3	4	3	6	2	2	2	0	16		
	Team					2	4			1					200		
	Totals		28-69	10-31	16-23	11	23	34	31	82	13	13	2	8	200		

FG % 1st Half: 11-31 35.5% 2nd Half: 17-38 44.7% Game: 28-69 40.6%  
 3FG % 1st Half: 6-13 46.2% 2nd Half: 4-18 22.2% Game: 10-31 32.3%  
 FT % 1st Half: 6-10 60.0% 2nd Half: 10-13 76.9% Game: 16-23 69.6%

### Georgia 93 • 16-12, 7-9

#	Player	Total			3-Ptr			Rebounds			PF	TP	A	T O	Bk	Stl	Min
		FG	FGA	FT	FTA	FG	FGA	FT	FTA	Off							
01	MATEN, YANTE	f	10-14	0-2	7-10	3	8	11	1	27	1	2	6	0	36		
34	OGBEIDE, DEREK	f	4-7	0-0	2-6	4	6	10	2	10	1	0	0	0	1	30	
00	PARKER II, WILLIAM	g	2-8	2-6	0-0	0	3	3	5	6	6	1	0	0	26		
03	JACKSON, JUWAN	g	3-5	2-2	7-9	3	6	9	3	15	2	3	0	0	30		
10	HIGHTOWER, TESHAUN	g	2-3	1-2	3-7	0	1	1	1	8	3	3	1	0	20		
04	CRUMP, TYREE	g	0-7	0-6	2-4	0	0	0	2	1	3	0	0	0	17		
28	HAMMONDS, RAYSHAU	g	7-12	0-2	7-9	2	6	8	4	21	3	2	0	0	28		
33	CLAXTON, NICOLAS	g	2-5	0-2	0-0	2	1	3	4	0	1	2	0	0	13		
	Team					2	4			1					200		
	Totals		30-61	5-22	28-45	16	33	49	19	93	19	16	9	4	200		

FG % 1st Half: 15-37 40.5% 2nd Half: 15-24 62.5% Game: 30-61 49.2%  
 3FG % 1st Half: 2-6 33.3% 2nd Half: 3-6 50.0% Game: 5-22 22.7%  
 FT % 1st Half: 13-14 92.9% 2nd Half: 15-31 48.4% Game: 28-45 62.2%

Officials: Mike Nance, Sean Casey, Lee Cassell  
 Technical fouls: LSU-None, Georgia-None.  
 Attendance: 9518

Score by periods	1st	2nd	Total
LSU	34	48	82
Georgia	45	48	93

Last FG - LSU 2nd-00:29, UGA 2nd-02:14.  
 Largest lead - LSU by 4 1st-17:55, UGA by 22 2nd-17:31.  
 LSU led for 02:27, UGA led for 35:29. Game was tied for 00:04.

## Official Basketball Box Score -- Game Totals -- Final Statistics LSU vs Mississippi State 3/8/18 6:00 PM CT at Scottrade Center, St. Louis, MO

### LSU 77 • 17-14, 8-10 SEC

#	Player	Total			3-Ptr			Rebounds			PF	TP	A	T O	Bk	Stl	Min
		FG	FGA	FT	FTA	FG	FGA	FT	FTA	Off							
01	REATH, DUOP	f	2-5	0-2	0-0	1	2	3	4	4	2	0	0	0	1	22	
21	EPPS, Aaron	f	1-4	0-3	1-2	1	1	2	1	3	1	1	0	0	0	14	
03	WATERS, Tremont	g	10-20	5-10	3-4	1	3	4	3	28	6	3	0	2	35		
04	MAYS, Skylar	g	3-9	1-5	1-1	0	3	3	1	8	1	1	0	2	28		
14	ONWUASOR, Randy	g	1-1	0-0	0-0	0	0	0	2	2	1	0	0	0	7		
00	SAMPSON, Brandon	g	2-8	2-5	3-6	2	0	2	1	9	1	2	0	2	27		
02	RACHAL, Brandon	g	5-7	0-0	0-0	3	6	9	3	10	2	2	0	0	27		
05	EDWARDS, Daryl	g	4-8	3-6	0-0	1	1	2	1	11	1	1	0	4	32		
44	SIMS, Wayde	g	1-1	0-0	0-1	1	0	1	1	2	0	0	0	0	8		
	Team					4	1	5							200		
	Totals		29-63	11-31	8-14	14	17	31	15	77	14	11	1	11	200		

FG % 1st Half: 10-30 33.3% 2nd Half: 19-33 57.6% Game: 29-63 46.0%  
 3FG % 1st Half: 5-17 29.4% 2nd Half: 6-14 42.9% Game: 11-31 35.5%  
 FT % 1st Half: 4-8 50.0% 2nd Half: 4-6 66.7% Game: 8-14 57.1%

### Mississippi State 80 • 22-10, 9-9 SEC

#	Player	Total			3-Ptr			Rebounds			PF	TP	A	T O	Bk	Stl	Min
		FG	FGA	FT	FTA	FG	FGA	FT	FTA	Off							
24	Abdul Ado	f	0-0	0-0	3-6	1	2	3	4	3	0	0	3	1	22		
00	Nick Weatherspoon	g	6-8	1-1	2-2	0	2	2	1	15	3	2	0	0	35		
01	Lamar Peters	g	8-11	5-7	3-6	1	1	2	2	24	6	6	0	1	31		
03	Xavian Stapleton	g	0-2	0-1	0-0	0	2	2	3	0	0	1	0	1	13		
11	Q Weatherspoon	g	6-14	0-2	3-4	1	3	4	3	15	6	6	0	3	34		
02	Eli Wright	g	1-1	0-0	2-0	2	2	1	2	0	0	0	0	0	7		
22	KeyShawn Feazell	g	1-1	0-0	0-0	0	0	0	1	2	0	0	0	0	13		
33	Tyson Carter	g	3-4	2-3	0-0	0	1	1	2	8	0	0	0	0	15		
35	Aric Holman	g	3-7	2-3	3-5	2	10	12	1	11	2	1	4	0	30		
	Team					0	0								200		
	Totals		28-48	10-17	14-23	7	21	28	18	80	17	16	8	5	200		

FG % 1st Half: 16-25 64.0% 2nd Half: 12-23 52.2% Game: 28-48 58.3%  
 3FG % 1st Half: 9-12 75.0% 2nd Half: 1-5 20.0% Game: 10-17 58.8%  
 FT % 1st Half: 4-8 50.0% 2nd Half: 10-15 66.7% Game: 14-23 60.9%

Officials: Tony Greene, Will Howard, Jason Baker  
 Technical fouls: LSU-None, Mississippi State-None.  
 Attendance: 5528

Score by periods	1st	2nd	Total
LSU	29	48	77
Mississippi State	45	35	80

Last FG - LSU 2nd-00:09, MS 2nd-00:01.  
 Largest lead - LSU by 19 1st-02:21.  
 LSU led for 00:00, MS led for 38:58. Game was tied for 01:02.

## Official Basketball Box Score -- Game Totals -- Final Statistics LSU vs South Carolina 2/28/18 6:30 p.m. ET at Columbia, S.C. (Colonial Life Arena)

### LSU 74 • 16-13, 7-10 SEC

#	Player	Total			3-Ptr			Rebounds			PF	TP	A	T O	Bk	Stl	Min
		FG	FGA	FT	FTA	FG	FGA	FT	FTA	Off							
31	REATH, Duop	f	3-6	1-2	2-4	2	3	5	1	9	0	0	0	0	0	28	
44	SIMS, Wayde	f	5-9	0-0	2-3	2	2	4	5	12	2	0	0	0	0	29	
20	SAMPSON, Brandon	g	2-7	0-3	1-2	2	3	5	3	5	1	1	0	0	0	24	
23	WATERS, Tremont	g	6-15	2-6	5-5	1	2	3	3	19	4	3	1	1	39		
34	MAYS, Skylar	g	4-13	2-10	2-2	1	6	7	3	12	6	3	0	2	39		
02	RACHAL, Brandon	g	3-6	0-0	1-3	4	9	13	7	1	1	0	0	3	27		
12	GRAVES, Marshall	g	0-0	0-0	0-0	0	0	0	0	0	0	0	0	0	0		
14	ONWUASOR, Randy	g	2-4	1-1	0-1	0	1	1	4	5	0	4	0	1	19		
21	EPPS, Aaron	g	1-4	1-3	2-2	0	0	0	0	5	0	0	0	1	18		
	Team					1	0	1							200		
	Totals		26-64	7-25	15-22	14	25	39	22	74	14	14	1	8	225		

FG % 1st Half: 10-31 32.3% 2nd Half: 15-25 60.0% OT: 1-8 12.5% Game: 26-64 40.6%  
 3FG % 1st Half: 3-10 30.0% 2nd Half: 4-11 36.4% OT: 0-4 0.0% Game: 7-25 28.0%  
 FT % 1st Half: 8-11 72.7% 2nd Half: 7-9 77.8% OT: 0-2 0.0% Game: 15-22 68.2%

### South Carolina 83 • 16-14, 7-10 SEC

#	Player	Total			3-Ptr			Rebounds			PF	TP	A	T O	Bk	Stl	Min
		FG	FGA	FT	FTA	FG	FGA	FT	FTA	Off							
11	KOTSAAR, Maik	f	1-8	0-1	6-6	1	3	4	8	1	0	0	0	0	28		
30	SILVA, Chris	f	3-6	0-0	2-2	3	2	5	5	8	3	4	2	1	38		
32	GRAVETT, Hassani	g	2-6	1-3	1-2	3	2	5	3	6	4	5	2	1	28		
25	BOOKER, Frank	g	8-10	6-7	3-3	0	6	6	1	25	2	2	0	1	38		
15	MYERS, Wesley	g	5-14	2-14	11-4	2	5	7	2	23	4	1	0	3	38		
30	BEATTY, David	g	0-0	0-0	0-0	0	0	0	0	0	0	0	0	0	1		
10	MINAYA, Justin	g	2-4	1-3	0-0	0	1	1	2	5	2	1	1	0	24		
13	HAASE, Felipe	g	2-5	1-2	0-1	0	1	1	3	5	1	0	0	0	21		
23	HINSON, Evan	g	1-1	1-1	0-0	0	0	0	1	3	0	0	0	0	7		
33	CUDD, Jordan	g	0-0	0-0	0-0	0	0	0	2	0	0	0	0	0	2		
	Team					1	3	3									

# 2017-18 Superlatives

## Individual Superlatives

### POINTS

39 - Tremont Waters, vs. Marquette, 11/22/17  
31 - Duop Reath at Vanderbilt, 1/20/18  
30 - Duop Reath vs. UNCW, 12/10/17  
28 - Tremont Waters, vs. Miss. State, 3/8/18  
28 - Trmeont Waters, vs. Vanderbilt, 2/20/18

### FIELD GOALS MADE

13 - Duop Reath, at Vanderbilt, 1/20/18  
13 - Duop Reath vs. UNCW, 12/10/17  
13 - Waters, Tremont vs. Marquette, 11/22/17  
11 - Duop Reath vs. Kentucky, 1/3/18  
10 - 4 times, twice by Reath, twice by Waters

### FIELD GOAL ATTEMPTS

22 - Tremont Waters vs. Marquette, 11/22/17  
20 - Tremont Waters vs. Miss. State, 3/8/18  
20 - Tremont Waters, at Georgia, 2/24/18  
20 - Duop Reath at Vanderbilt, 1/20/18  
18 - Tremont Waters, vs. Vanderbilt, 2/20/18

### FIELD GOAL PERCENTAGE (MIN. 6 MADE)

1,000 (6-6) - Wayne Sims, vs. Vanderbilt, 2/20/18  
.857 (6-7) - Aaron Epps, vs. Michigan, 11/20/17  
.833 (10-12) - Duop Reath vs. Ole Miss, 2/10/18  
.800 (8-10) - Daryl Edwards at Alabama, 2/13/18  
.765 (13-17) - Duop Reath vs. UNCW, 12/10/17

### 3-PT FIELD GOALS MADE

5 - Tremont Waters vs. Miss. State, 3/8/18  
5 - Tremont Waters at Georgia, 2/24/18  
5 - Tremont Waters, at Texas A&M, 1/6/18  
5 - Tremont Waters vs. Marquette, 11/22/17

## Team Superlatives

### POINTS

High: 105 - vs. Samford, 11/16/17  
104 - vs. North Florida, 12/22/17  
99 - vs. Alcorn State, 11/10/17  
97 - vs. UNCW, 12/10/17  
94 - vs. Arkansas, 2/3/18  
Low: 53 - vs. Notre Dame, 11/21/17  
60 - vs. Georgia, 1/16/18  
61 - at Tennessee, 1/31/18  
64 - at Florida, 2/7/18  
64 - vs. Missouri, 2/17/18

### FIELD GOALS MADE

High: 43 - vs. North Florida, 12/22/17  
39 - vs. Samford, 11/16/17  
36 - vs. UNCW, 12/10/17  
36 - vs. Alcorn State, 11/10/17  
Low: 19 - vs. Notre Dame, 11/21/17  
21 - vs. Alabama, 1/13/18  
22 - at Tennessee, 1/31/18  
22 - at Alabama, 2/13/18  
22 - vs. Missouri, 2/17/18

### FIELD GOAL ATTEMPTS

High: 80 - vs. North Florida, 12/22/17  
69 - at Georgia, 2/24/18  
65 - vs. Kentucky, 1/3/18  
65 - vs. Samford, 11/16/17  
Low: 46 - vs. Michigan, 11/20/17  
48 - vs. Vanderbilt, 2/20/18  
51 - vs. Stephen F. Austin, 12/16/17

### FIELD GOAL PERCENTAGE

High: .625 (30-48) - vs. Vanderbilt, 2/20/18  
.610 (36-59) - vs. Alcorn State, 11/10/17  
.600 (39-65) - vs. Samford, 11/16/17  
Low: .365 (19-52) - vs. Notre Dame, 11/21/17  
.386 (22-57) - vs. Missouri, 2/17/18  
.393 (22-56) - at Tennessee, 1/31/18  
.393 (22-56) - at Alabama, 2/13/18

### 3-PT FIELD GOALS MADE

High: 15 - vs. Arkansas, 2/3/18  
13 - at Memphis, 12/28/17  
12 - at Texas A&M, 1/6/18

4 - Eight times (Mays 4, Epps 1, Sampson 1, Waters 2)

### 3-PT FIELD GOAL ATTEMPTS

13 - Tremont Waters, at Georgia, 2/24/18  
11 - Tremont Waters, vs. Marquette, 11/22/17  
10 - Tremont Waters, vs. Miss. State, 3/8/18  
10 - Skylar Mays, at South Carolina, 2/28/18  
10 - Skylar Mays, vs. UT-Martin, 11/29/17

### 3-PT FIELD GOAL PERCENTAGE (MIN. 4 MADE)

.667 (4-6) - Tremont Waters vs. Alcorn St., 11/10/17  
.571 (4-7) - Skylar Mays at Utah, 3/19/18  
.571 (4-7) - Brandon Sampson at Florida, 2/7/18  
.571 (4-7) - Skylar Mays at Memphis, 12/28/17  
.571 (4-7) - Skylar Mays vs. Samford, 11/16/17

### FREE THROWS MADE

9 - Tremont Waters vs. Arkansas, 2/3/18  
8 - Tremont Waters at Georgia, 2/24/18  
8 - Tremont Waters vs. Stephen F. Austin, 12/16/17  
8 - Aaron Epps vs. Houston, 12/13/17  
8 - Skylar Mays vs. Marquette, 11/22/17  
8 - Tremont Waters vs. Marquette, 11/22/17

### FREE THROWS ATTEMPTED

11 - Tremont Waters at Georgia, 2/24/18  
10 - Tremont Waters vs. Arkansas, 2/3/18  
10 - Tremont Waters vs. Stephen F. Austin, 12/16/17  
10 - Tremont Waters, vs. Marquette, 11/22/17  
9 - Brandon Sampson vs. UL-Lafayette, 3/14/18  
9 - Aaron Epps vs. Houston, 12/13/17

11 - vs. Miss. State, 3/8/18  
11 - vs. Miss. State, 3/8/18  
11 - vs. Alcorn State, 11/10/17  
Low: 3 - at Tennessee, 1/31/18  
4 - at Arkansas, 1/10/18  
4 - at Vanderbilt, 1/20/18  
4 - at Auburn, 1/27/18  
4 - vs. UL-Lafayette, 3/14/18

### 3-PT FIELD GOAL ATTEMPTS

High: 32 - vs. Sam Houston State, 12/19/17  
31 - vs. Miss. State, 3/8/18  
31 - at Georgia, 2/24/18  
Low: 17 - vs. Michigan, 11/20/17  
18 - 4 times

### 3-PT FIELD GOAL PERCENTAGE

High: .579 (11-19) - vs. Alcorn State, 11/10/17  
.500 (15-30) - vs. Arkansas, 2/3/18  
.500 (13-26) - at Memphis, 12/28/17  
Low: .158 (3-19) - at Tennessee, 1/31/18  
.211 (4-19) - at Vanderbilt, 1/20/18  
.222 (4-18) - 3 times

### FREE THROWS MADE

High: 23 - vs. Stephen F. Austin, 12/16/17  
23 - vs. Marquette, 11/22/17  
22 - vs. UL-Lafayette, 3/14/18  
21 - vs. Arkansas, 2/3/18  
Low: 7 - vs. Kentucky, 1/3/18  
7 - vs. Georgia, 1/16/18  
7 - at Florida, 2/7/18  
8 - three times

### FREE THROW ATTEMPTS

High: 30 - vs. UL-Lafayette, 3/14/18  
29 - vs. Stephen F. Austin, 12/16/17  
26 - vs. Vanderbilt, 2/20/18  
26 - vs. Marquette, 11/22/17  
Low: 9 - vs. Kentucky, 1/3/18  
10 - vs. North Florida, 12/22/17  
10 - vs. Georgia, 1/16/18

### FREE THROW PERCENTAGE (MIN. 8 MADE)

1.000 (8-8) - Skylar Mays vs. Marquette, 11/22/17  
.900 (9-10) - Tremont Waters vs. Arkansas, 2/3/18  
.889 (8-9) - Aaron Epps vs. Houston, 12/13/17  
.800 (8-10) - Tremont Waters vs. SFA, 12/16/17  
.800 (8-10) - Tremont Waters vs. Marquette, 11/22/17

### REBOUNDS

16 - Aaron Epps, vs. Houston, 12/13/17  
13 - Brandon Rachal at South Carolina, 2/28/18  
13 - Duop Reath at Vanderbilt, 1/20/18  
11 -- 5 times (Reath 2, Waters 2, Epps 1)

### ASSISTS

11 - Tremont Waters vs. Arkansas, 2/3/18  
10 - Tremont Waters, vs. Miss. State, 3/3/18  
10 - Tremont Waters, vs. North Florida, 12/22/17  
10 - Tremont Waters vs. UNCW, 12/10/17  
10 - Tremont Waters vs. Texas A&M, 1/23/18

### STEALS

8 - Tremont Waters vs. Texas A&M, 1/23/18  
6 - Skylar Mays at Georgia, 2/24/18  
5 - Tremont Waters vs. Marquette, 11/22/17  
5 - Tremont Waters vs. Alcorn State, 11/10/17  
4 - 12 times (Waters 6, Rachal 2, Mays 2, Sims 1, Onwusor 1)

### BLOCKED SHOTS

4 - Duop Reath, vs. UL-Lafayette, 3/14/18  
3 - 6 times (Epps 3, Reath 2, Sims 1)

### FREE THROW PERCENTAGE

High: .950 (19-20) - vs. Samford, 11/16/17  
.913 (21-23) - vs. Arkansas, 2/3/18  
.885 (23-26) - vs. Marquette, 11/22/17  
Low: .467 (7-15) - at Florida, 2/7/18  
.500 (8-16) - at Memphis, 12/28/17  
.550 (11-20) - vs. Sam Houston State (12/19/17)

### REBOUNDS

High: 50 - vs. North Florida, 12/22/17  
44 - vs. Sam Houston State, 12/19/17  
40 - vs. UNCA, 12/10/17  
39 - at South Carolina, 2/28/18  
Low: 24 - vs. Alabama, 1/13/18  
24 - at Auburn, 1/27/18  
25 - vs. Arkansas, 2/3/18  
26 - at Utah (3/19/18)

### ASSISTS

High: 29 - vs. Samford, 11/16/17  
26 - vs. North Florida, 12/22/17  
22 - vs. UT\_Martin, 11/29/17  
Low: 7 - vs. Marquette, 11/22/17  
7 - at Vanderbilt, 1/20/18  
8 - vs. Georgia, 1/16/18

### STEALS

High: 15 - vs. North Florida, 12/22/17  
13 - vs. Texas A&M, 1/23/18  
13 - vs. UT-Martin, 11/29/17  
Low: 2 - vs. Notre Dame, 11/21/17  
2 - vs. UNCW, 12/10/17  
2 - at Arkansas, 1/10/18

### BLOCKED SHOTS

High: 8 - vs. UL-Lafayette, 3/14/18  
7 - vs. Arkansas, 2/3/18  
6 - at Memphis, 12/28/17  
6 - vs. Alcorn State, 11/10/17  
Low: 1 - vs. UT-Martin, 11/29/17  
1 - at Auburn, 1/27/18  
1 - vs. Mississippi State, 3/3/18  
1 - vs. Mississippi State, 3/8/18

# Game-by-Game Statistics

OPPONENT	1ST		2ND		SCORE	MAR	FG	PCT.	3FG	PCT.	FT	PCT.	REB.	MAR.	FLS	A	TO	BLKS	STLS
	HALF	HALF	HALF	HALF															
Alcorn State	34	25	59				23-59	.390	4-24	.167	9-13	.692	26		18	7	16	2	4
LSU (W 1-0)	51	48	99	+40			36-59	.610	11-19	.579	16-24	.667	35	+9	16	18	7	6	12
Samford	28	58	86				31-63	.492	15-29	.517	9-13	.692	29		21	15	15	0	7
LSU (W 2-0)	47	58	105	+19			39-65	.600	8-23	.348	19-20	.950	33	+4	15	29	9	4	10
vs. Michigan	29	46	75				27-59	.458	6-23	.261	15-21	.714	29		20	12	8	1	6
LSU (W 3-0)	31	46	77	+2			27-46	.587	7-17	.412	16-23	.696	31	+2	23	11	14	3	5
vs. Notre Dame	40	52	92				33-64	.516	15-32	.469	11-17	.647	35		10	18	6	2	12
LSU (L, 3-1)	24	29	53	-39			19-52	.365	6-23	.261	9-12	.750	32	-3	15	9	17	4	2
vs. Marquette	46	48	94				26-45	.578	11-24	.458	31-35	.886	24		20	15	16	7	9
LSU (L, 3-2)	44	40	84	-10			27-56	.482	7-22	.318	23-26	.885	29	+5	27	7	17	2	9
UT-Martin	24	36	60				21-48	.438	5-16	.313	13-18	.722	33		21	10	18	4	7
LSU (W, 4-2)	41	43	84	+24			31-62	.500	10-30	.333	12-20	.600	33	--	16	22	7	1	13
UNCW	36	48	84				29-68	.426	12-33	.364	14-18	.778	29		20	12	13	0	7
LSU (W 5-2)	52	45	97	+13			36-61	.590	8-19	.421	17-20	.850	40	+11	16	16	16	2	2
Houston	38	39	77				28-63	.444	11-29	.379	10-14	.714	33		21	14	11	2	5
LSU (W 6-2)	37	43	80	+3			28-61	.459	7-21	.333	17-20	.850	38	+5	17	10	11	2	4
Stephen F. Austin	48	35	83				30-61	.492	12-25	.480	11-15	.733	32		23	17	17	0	10
LSU (L, 6-3)	47	35	82	-1			25-51	.490	9-20	.450	23-29	.793	30	-2	17	16	17	5	10
Sam Houston State	29	29	58				23-65	.354	3-24	.125	9-15	.600	38		19	4	11	0	5
LSU (W, 7-3)	38	42	80	+22			30-63	.476	9-32	.281	11-20	.550	44	+6	17	11	8	5	7
North Florida	23	29	52				19-60	.317	11-31	.355	3-4	.750	29		13	10	20	4	4
LSU (W, 8-3)	54	50	104	+52			43-80	.538	10-24	.417	8-10	.800	50	+21	8	26	8	4	15
LSU (W, 9-3)	36	25	71	+10			25-54	.463	13-26	.500	8-16	.500	33	=4	22	16	13	6	8
Memphis	36	25	61				22-59	.373	4-22	.182	13-20	.650	37		14	14	16	4	7
Kentucky	31	43	74				31-61	.508	5-12	.417	7-13	.538	35		10	13	14	3	6
LSU (L, 9-4, 0-1)	36	35	71	-3			29-65	.446	6-24	.250	7-9	.778	34	-1	14	14	11	5	6
LSU (W, 10-4, 1-1)	29	40	69	+1			24-60	.400	12-28	.429	9-13	.692	36	-4	21	13	13	2	6
Texas A&M	28	40	68				22-56	.393	5-25	.200	19-30	.633	40		16	13	14	4	5
LSU (W, 11-4, 2-1)	41	34	75	+21			29-55	.527	4-18	.222	13-19	.684	38	+5	17	18	9	3	2
Arkansas	21	33	54				19-57	.333	4-18	.222	12-20	.600	33		20	10	11	5	3
Alabama	32	42	74				25-57	.439	6-22	.273	18-18	1.000	40		20	8	19	4	8
LSU (L, 11-5, 2-2)	30	36	66	-8			21-52	.404	7-25	.280	17-22	.773	24	-16	18	13	14	3	11
Georgia	24	37	61				24-55	.426	4-16	.250	9-16	.563	38		12	7	10	3	3
LSU (L, 11-6, 2-3)	34	26	60	-1			23-53	.434	7-21	.333	7-10	.700	27	-11	15	8	5	5	5
LSU (L, 11-7, 2-4)	28	43	71	-6			27-62	.435	4-19	.211	13-21	.619	38	+5	17	18	9	3	2
Vanderbilt	34	43	77				25-49	.510	7-19	.368	20-30	.667	33		20	10	12	4	3
Texas A&M	26	39	65				26-66	.394	6-28	.214	7-10	.700	50		16	8	20	8	4
LSU (W, 12-7, 3-4)	41	36	77	+12			28-63	.444	8-18	.444	13-18	.722	30	-20	14	16	7	3	13
LSU (L, 12-8, 3-5)	32	38	70	-25			25-58	.431	4-18	.222	16-19	.842	24	-14	15	12	16	1	11
Auburn	51	44	95				33-61	.541	14-32	.438	15-19	.789	38		20	21	17	4	7
LSU (L, 12-9, 3-6)	31	30	61	-23			22-56	.393	3-19	.158	14-18	.778	29	-10	13	9	12	4	9
Tennessee	42	42	84				33-61	.541	12-25	.480	6-10	.600	39		14	24	14	4	5
Arkansas	35	51	86				33-60	.550	3-8	.375	17-24	.708	30		19	12	11	2	8
LSU (W, 13-9, 4-6)	43	51	96	+8			29-55	.527	15-30	.500	21-23	.913	25		19	17	12	7	2
LSU (L, 13-10, 4-7)	33	31	64	-9			24-54	.444	9-28	.321	7-15	.467	33	+3	19	13	16	2	5
Florida	31	42	73				27-52	.519	6-18	.333	13-20	.650	30		12	14	12	6	8
Ole Miss	37	29	66				23-62	.371	6-29	.207	14-20	.700	40		19	5	9	1	5
LSU (W, 14-10, 5-7)	37	45	82	+16			29-58	.500	6-23	.261	18-24	.750	36	-4	22	14	8	4	4
LSU (L, 14-11, 5-8)	30	35	65	-15			22-56	.393	9-23	.391	11-17	.706	33	+1	23	10	14	3	11
Alabama	39	41	80				27-49	.551	10-21	.476	16-23	.696	32		16	17	14	4	4
Missouri	33	30	63				22-48	.458	12-21	.571	7-17	.412	33		18	10	12	3	3
LSU (W, 15-11, 6-8)	36	28	64	+1			22-57	.386	9-27	.333	11-13	.846	36	+3	15	11	9	3	6
Vanderbilt	29	49	78				28-64	.438	14-39	.359	8-11	.727	29		22	10	7	1	3
LSU (W, 16-11, 7-8)	39	49	88	+10			30-48	.625	9-19	.474	19-26	.731	29	---	17	18	6	2	6
LSU (L, 16-12, 7-9)	34	48	82	-11			28-69	.406	10-31	.323	16-23	.696	34	-15	31	13	13	2	8
Georgia	45	48	93				30-61	.492	5-22	.227	28-45	.622	49		19	19	16	9	4
LSU (L, 16-13, 7-10)	31	43	74	-9			26-64	.406	7-25	.280	15-22	.682	39	+6	22	14	14	1	8
South Carolina	31	52	83				24-54	.444	12-23	.522	23-28	.821	33		23	17	13	5	6
Mississippi State	32	25	57				23-56	.411	6-23	.261	5-7	.714	28		20	6	13	4	4
LSU (W, 17-13, 8-10)	37	41	78	+21			28-54	.519	11-23	.478	11-16	.688	33	+5	11	17	11	1	9
<b>SEC TOURNAMENT -- ST. LOUIS, MISSOURI</b>																			
LSU (L 17-14)	29	48	77	-3			29-63	.460	11-31	.355	8-14	.571	31	+3	15	14	11	1	11
Mississippi State	45	35	80				28-48	.583	10-17	.588	14-23	.609	28		18	17	16	8	5
<b>NIT -- FIRST ROUND: BATON ROUGE, SECOND ROUND: SALT LAKE CITY, UTAH</b>																			
UL-Lafayette	28	48	76				27-74	.365	7-28	.250	15-19	.789	40		28	9	16	4	6
LSU (W, 18-14)	40	44	84	+8			29-55	.527	4-18	.222	22-30	.733	35	-5	20	12	16	8	8
LSU (L, 18-15)	30	41	71	-24			26-59	.441	8-30	.267	11-16	.688	26	-11	15	13	9	2	9
Utah	47	48	95				33-57	.579	14-27	.519	15-20	.750	37		13	20	13	1	3

# 2017-18 Starting Lineups

## Alcorn State (H-W)

F- Duop Reath  
F- Wayde Sims  
G- Brandon Sampson  
G- Skylar Mays  
G- Tremont Waters

## Samford (H-W)

F- Duop Reath  
F- Wayde Sims  
G- Brandon Sampson  
G- Skylar Mays  
G- Darryl Edwards

## Michigan (Maui-W)

F- Duop Reath  
F- Wayde Sims  
G- Brandon Sampson  
G- Skylar Mays  
G- Tremont Waters

## Notre Dame (Maui-L)

F- Duop Reath  
F- Wayde Sims  
G- Brandon Sampson  
G- Skylar Mays  
G- Tremont Waters

## Marquette (Maui-L)

F- Duop Reath  
F- Aaron Epps  
G- Randy Onwuasor  
G- Skylar Mays  
G- Tremont Waters

## UT Martin (H-W)

F- Aaron Epps  
F- Wayde Sims  
G- Randy Onwuasor  
G- Skylar Mays  
G- Tremont Waters

## UNCW (H-W)

F- Aaron Epps  
F- Wayde Sims  
G- Randy Onwuasor  
G- Skylar Mays  
G- Tremont Waters

## Houston (H-W)

F- Aaron Epps  
F- Wayde Sims  
G- Randy Onwuasor  
G- Skylar Mays  
G- Tremont Waters

## Stephen F. Austin (H-L)

F- Aaron Epps  
F- Wayde Sims  
G- Randy Onwuasor  
G- Skylar Mays  
G- Tremont Waters

## Sam Houston (H-W)

F- Aaron Epps  
F- Duop Reath  
G- Darryl Edwards  
G- Skylar Mays  
G- Tremont Waters

## North Florida (H-W)

F- Aaron Epps  
F- Duop Reath  
G- Darryl Edwards  
G- Skylar Mays  
G- Tremont Waters

## Memphis (A-W)

F- Aaron Epps  
F- Duop Reath  
G- Darryl Edwards  
G- Skylar Mays  
G- Tremont Waters

## Kentucky (H-L)

F- Aaron Epps  
F- Duop Reath  
G- Darryl Edwards  
G- Skylar Mays  
G- Tremont Waters

## Texas A&M (A-W)

F- Aaron Epps  
F- Tremont Waters  
G- Darryl Edwards  
G- Skylar Mays  
G- Tremont Waters

## Arkansas (A-W)

F- Aaron Epps  
F- Duop Reath  
G- Darryl Edwards  
G- Skylar Mays  
G- Tremont Waters

## Alabama (H-L)

F- Aaron Epps  
F- Duop Reath  
G- Darryl Edwards  
G- Skylar Mays  
G- Tremont Waters

## Georgia (H-L)

F- Aaron Epps  
F- Duop Reath  
G- Brandon Sampson  
G- Skylar Mays  
G- Tremont Waters

## Vanderbilt (A-L)

F- Aaron Epps  
F- Duop Reath  
G- Brandon Sampson  
G- Skylar Mays  
G- Tremont Waters

## Texas A&M (H-W)

F- Aaron Epps  
C- Duop Reath  
G- Randy Onwuasor  
G- Skylar Mays  
G- Tremont Waters

## Auburn (A-L)

F- Aaron Epps  
F- Duop Reath  
G- Randy Onwuasor  
G- Skylar Mays  
G- Tremont Waters

## Tennessee (A-L)

F- Aaron Epps  
F- Duop Reath  
G- Randy Onwuasor  
G- Skylar Mays  
G- Tremont Waters

## Arkansas (H-W)

F- Aaron Epps  
F- Duop Reath  
G- Randy Onwuasor  
G- Skylar Mays  
G- Tremont Waters

## Florida (A-L)

F- Aaron Epps  
F- Duop Reath  
G- Darryl Edwards  
G- Skylar Mays  
G- Tremont Waters

## Ole Miss (H-W)

F- Aaron Epps  
F- Duop Reath  
G- Darryl Edwards  
G- Skylar Mays  
G- Tremont Waters

## Alabama (A-L)

F- Aaron Epps  
F- Duop Reath  
G- Darryl Edwards  
G- Skylar Mays  
G- Tremont Waters

## Missouri (H-W)

F- Aaron Epps  
F- Duop Reath  
G- Darryl Edwards  
G- Skylar Mays  
G- Tremont Waters

## Vanderbilt (H-W)

F- Aaron Epps  
F- Wayde Sims  
G- Darryl Edwards  
G- Skylar Mays  
G- Tremont Waters

## Georgia (A-L)

F- Aaron Epps  
F- Duop Reath  
G- Darryl Edwards  
G- Skylar Mays  
G- Tremont Waters

## South Carolina (A-L)

F- Wayde Sims  
F- Duop Reath  
G- Brandon Sampson  
G- Skylar Mays  
G- Tremont Waters

## Mississippi State (H-W)

F- Aaron Epps  
F- Duop Reath  
G- Randy Onwuasor  
G- Reed Vial  
G- Tremont Waters

## Mississippi State (SECT-L)

F- Aaron Epps  
F- Duop Reath  
G- Randy Onwuasor  
G- Skylar Mays  
G- Tremont Waters

## UL-Lafayette (NIT-H-W)

F- Aaron Epps  
F- Duop Reath  
G- Brandon Sampson  
G- Darryl Edwards  
G- Tremont Water

## Utah (NIT-A-L)

F- Aaron Epps  
F- Duop Reath  
G- Darryl Edwards  
G- Skylar Mays  
G- Tremont Waters

## Lineup Records

### Record: 7-6

F- Aaron Epps  
F- Duop Reath  
G- Darryl Edwards  
G- Skylar Mays  
G- Tremont Waters

### Record: 4-1

F- Aaron Epps  
F- Wayde Sims  
G- Darryl Edwards  
G- Skylar Mays  
G- Tremont Waters

### Record: 2-2

F- Duop Reath  
F- Wayde Sims  
G- Brandon Sampson  
G- Skylar Mays  
G- Tremont Waters

### Record: 2-4

F- Duop Reath  
F- Aaron Epps  
G- Randy Onwuasor  
G- Skylar Mays  
G- Tremont Waters

### Record: 1-0

F- Duop Reath  
F- Wayde Sims  
G- Brandon Sampson  
G- Skylar Mays  
G- Darryl Edwards

### Record: 1-0

F- Aaron Epps  
F- Duop Reath  
G- Randy Onwuasor  
G- Reed Vial  
G- Tremont Waters

### Record 1-0

F- Aaron Epps  
F- Duop Reath  
G- Brandon Sampson  
G- Darryl Edwards  
G- Tremont Waters

### Record 0-2

F- Aaron Epps  
F- Duop Reath  
G- Brandon Sampson  
G- Skylar Mays  
G- Tremont Waters



# Series Record vs. 2018-19 Opponents

## ALABAMA

Alabama leads: 108-71  
 Last Meeting: February 13, 2018  
 Score: Alabama 80, LSU 65 (Tuscaloosa)  
 At Baton Rouge: LSU leads, 48-33  
 At Tuscaloosa: Alabama leads, 67-18  
 At Neutral Sites: Alabama leads, 6-5  
 Present Streak: Alabama 5 wins

## ARKANSAS

Arkansas leads: 35-30  
 Last Meeting: February 3, 2018  
 Score: LSU 94, Arkansas 86 (BR)  
 At Baton Rouge: LSU leads, 17-11  
 At Fayetteville: Arkansas leads, 19-7  
 At Neutral Sites: LSU leads, 6-5  
 Present Streak: LSU 2 wins

## AUBURN

LSU leads: 85-69  
 Last meeting: January 27, 2018  
 Score: Auburn 95, LSU 70 (Auburn)  
 At Baton Rouge: LSU leads, 46-25  
 At Auburn: Auburn leads, 38-35  
 At Neutral Sites: Auburn leads, 6-4  
 Present Streak: Auburn 3 wins

## CANISIUS

Canisius leads: 2-0  
 Last Meeting: December 13, 1947  
 Score: Canisius 59, LSU 44 (Buffalo)  
 At Buffalo: Canisius leads, 2-0  
 Present Streak: Canisius 2 wins

## CHARLESTON

LSU leads: 2-1  
 Last Meeting: December 19, 2016  
 Score: LSU 75, Charleston 65 (BR)  
 At Baton Rouge: LSU leads, 2-0  
 At Charleston: Charleston leads, 1-0  
 Present Streak: LSU 1 win

## FLORIDA

LSU leads: 63-46  
 Last meeting: February 7, 2018  
 Score: Florida 73, LSU 64 (Gainesville)  
 At Baton Rouge: LSU leads, 36-14  
 At Gainesville: Florida leads, 29-19  
 At Neutral Sites: LSU leads, 8-3  
 Present Streak: Florida 2 win

## FURMAN

Furman leads: 1-0  
 Last meeting: December 29, 1960  
 Score: Furman 56, LSU 55 (30T) (Greenville)  
 At Greenville: Furman leads: 1-0  
 Present Streak: Furman 1 win

## GEORGIA

LSU leads: 64-47  
 Last meeting: February 24, 2018  
 Score: Georgia 93, LSU 82 (Athens)  
 At Baton Rouge: LSU leads, 35-15  
 At Athens: Georgia leads, 28-21  
 At Neutral Sites: LSU leads, 8-4  
 Present Streak: UGA 3 wins

## GRAMBLING

LSU leads: 3-0  
 Last Meeting: December 29, 2011  
 Score: LSU 69, Grambling 37  
 At Baton Rouge: LSU leads, 3-0  
 Present Streak: LSU 3 wins

## HOUSTON

Houston leads: 10-9  
 Last meeting: December 13, 2017  
 Score: LSU 80, Houston 77 (BR)  
 At Baton Rouge: LSU leads, 6-2  
 At Houston: Houston leads, 6-2  
 At Neutral Sites: Houston leads, 2-1  
 Present Streak: LSU 2 wins

## INCARNATE WORD

(First Meeting)

## KENTUCKY

Kentucky leads: 89-26  
 Last meeting: January 3, 2018  
 Score: Kentucky 74, LSU 71 (BR)  
 At Baton Rouge: Kentucky leads, 30-18  
 At Lexington: Kentucky leads, 44-5  
 At Neutral Sites: Kentucky leads, 15-3  
 Present Streak: Kentucky 3 wins

## LOUISIANA TECH

LSU leads: 10-1  
 Last Meeting: December 23, 2006  
 Score: LSU 68, Louisiana Tech 52 (BR)  
 At Baton Rouge: LSU leads, 7-1  
 At Ruston: LSU leads, 3-0  
 Present Streak: LSU 1 win

## MEMPHIS

Memphis leads: 4-3  
 December 28, 2017  
 Score: LSU 71, Memphis 61 (Memphis)  
 At Baton Rouge: LSU leads, 2-0  
 At Memphis: Tied, 1-1  
 At Neutral Sites: Memphis leads, 3-0  
 Present Streak: LSU 1 win

## MISSISSIPPI

LSU leads: 121-88  
 Last meeting: February 10, 2018  
 Score: LSU 82, Ole Miss 66 (BR)  
 At Baton Rouge: LSU leads, 77-30  
 At Oxford: Ole Miss leads, 55-38  
 At Neutral Sites: LSU leads, 6-3  
 Present Streak: LSU 1 win

## MISSISSIPPI STATE

LSU leads: 110-102  
 Last meeting: March 8, 2018  
 Score: Mississippi St. 80, LSU 77 (St. Louis)  
 At Baton Rouge: LSU leads, 68-36  
 At Starkville: Mississippi State leads, 60-38  
 At Neutral Sites: Mississippi State leads, 6-3  
 Present Streak: Mississippi State 1 wins

## MISSOURI

LSU leads: 6-2  
 Last meeting: February 17, 2018  
 Score: LSU 64, Missouri 63 (BR)  
 At Baton Rouge: LSU leads, 4-0  
 At Columbia: Missouri leads, 2-1  
 At Neutral Site: LSU leads, 1-0  
 Present Streak: LSU 3 wins

## OKLAHOMA STATE

Tied: 2-2  
 Last Meeting: November 19, 2007  
 Score: Oklahoma State 83, LSU 77 (Maui)  
 At Neutral Sites: Tied 2-2  
 Present Streak: OSU 1 win

## SAINT MARY'S

(First meeting)

## SOUTH CAROLINA

USC leads: 18-15  
 Last meeting: March 28, 2018  
 Score: USC 83, LSU 74 (Columbia) (OT)  
 At Baton Rouge: LSU leads, 7-6  
 At Columbia: Tied, 8-8  
 At Neutral Sites: USC leads, 4-0  
 Present Streak: USC 3 wins

## SOUTHEASTERN LOUISIANA

LSU leads: 11-1  
 Last Meeting: November 22, 2013  
 Score: LSU 89, Southeastern 66 (BR)  
 At Baton Rouge: LSU leads, 11-1  
 Present Streak: LSU 11 wins

## TENNESSEE

Tennessee leads: 65-46  
 Last meeting: January 31, 2018  
 Score: Tennessee 84, LSU 61 (Knoxville)  
 At Baton Rouge: Tied, 26-25  
 At Knoxville: Tennessee leads, 33-18  
 At Neutral Sites: Tennessee leads, 7-4  
 Present Streak: Tennessee 1 win

## TEXAS A&M

LSU leads: 20-18  
 Last meeting: January 23, 2018  
 Score: LSU 77, Texas A&M 65 (BR)  
 At Baton Rouge: LSU leads, 14-3  
 At College Station: Texas A&M leads, 10-3  
 At Neutral Sites: Texas A&M leads, 4-3  
 Present Streak: LSU 2 wins

## UAB

LSU leads: 3-1  
 Last Meeting: December 18, 2014  
 Score: LSU 79, UAB 70 (Birmingham)  
 At Baton Rouge: LSU leads, 1-0  
 At Birmingham: LSU leads, 1-0  
 At Neutral Sites: Tied, 1-1  
 Present Streak: LSU 2 wins

## ULM

LSU leads: 6-0  
 Last meeting: December 14, 2013  
 Score: LSU 61, ULM 54 (BR)  
 At Baton Rouge: LSU leads, 6-0  
 Present Streak: LSU 6 wins

## UNC GREENSBORO

(First Meeting)

## VANDERBILT

Vandy leads: 61-55  
 Last meeting: February 20, 2018  
 Score: LSU 88, Vanderbilt 78 (BR)  
 At Baton Rouge: LSU leads, 32-20  
 At Nashville: Vandy leads, 37-16  
 At Neutral Sites: LSU leads, 6-5  
 Present Streak: LSU 1 win

## VILLANOVA

Villanova leads: 3-2  
 Last Meeting: December 6, 2007  
 Score: Villanova 68, LSU 67 (Philadelphia)  
 At Baton Rouge: Villanova leads, 1-0  
 At Fayetteville: Villanova leads, 1-0  
 At Neutral Sites: LSU leads, 2-1  
 Present Streak: Villanova 2 wins

# 2019 SEC Tournament



The Southeastern Conference Men’s Basketball Tournament returns to Bridgestone Arena in Nashville. It will be the eighth time that the arena has served as the host of the SEC Tournament, having previously hosted in 2001, 2006, 2010, 2013, 2015, 2016 and 2017.

Also the home of the NHL’s Nashville Predators, Bridgestone Arena has the distinction of being one of the busiest venues in the United States over the past decade and a half, hosting more than 18 million guests during that time. Seating capacity is approximately 19,395 for basketball games.

The winner of the 13-game tournament receives the SEC’s automatic bid to the NCAA Tournament. The tournament seeds are determined by the 18-game conference schedule during the regular season. Teams are seeded 1-14 based on their regular season conference finish.

Atlanta served as host of the inaugural SEC Tournament played following the 1932-33 season and did so again after the 1933-34 season. The event was held every year through 1952, with the exception of 1935. After a 26-year layoff (1953-78), the tournament was renewed in 1979. The 2019 tournament will be the 60th in league history and the 41st since the renewal.

The event has helped set the stage for SEC teams in the NCAA Tournament, as 24 of the tournament champions since the tournament resumed in 1979 have advanced to at least the Sweet 16. Three of the last 13 SEC Tournament champions have gone on to win the national championship. Kentucky leads the league with 31 SEC Tournament titles. Alabama is second with six, while Tennessee and Florida are tied for third with four. Mississippi State has three championship trophies while Georgia, Ole Miss and Vanderbilt have two. Arkansas, Auburn, LSU and former league member Georgia Tech have each won one SEC Tournament championship.

## Future SEC Tournament Dates & Sites

March 11-15, 2020  
Nashville, Tenn.  
(Bridgestone Arena)

March 10-14, 2021  
Nashville, Tenn.  
(Bridgestone Arena)

March 9-13, 2022  
Tampa, Fla.  
(Amalie Arena)

## 2019 SEC Tournament

March 13-17 • Bridgestone Arena • Nashville, Tennessee

### First Round - March 13 (Wednesday)

Game 1 Seed #12 vs. Seed #13 (SEC Network) 6 p.m. CT  
Game 2 Seed #11 vs. Seed #14 (SEC Network), 25 minutes after

### Second Round - March 14 (Thursday)

Game 3 Seed #8 vs. Seed #9 (SEC Network) Noon CT  
Game 4 Seed #5 vs. Winner of Game 1 (SEC Network) 25 minutes after  
Game 5 Seed #7 vs. Seed #10 (SEC Network) 6 p.m. CT  
Game 6 Seed #6 vs. Winner of Game 2 (SEC Network) 25 minutes after

### Quarterfinals - March 15 (Friday)

Game 7 Game 3 Winner vs. Seed #1 (ESPN) Noon CT  
Game 8 Game 4 Winner vs. Seed #4 (ESPN) 25 minutes after  
Game 9 Game 5 Winner vs. Seed #2 (SEC Network) 6 p.m. CT  
Game 10 Game 6 Winner vs. Seed #3 (SEC Network) 25 minutes after

### Semifinals - March 16 (Saturday)

Game 11 Game 7 Winner vs. Game 8 Winner (ESPN), Noon CT  
Game 12 Game 9 Winner vs. Game 10 Winner (ESPN), 25 minutes after

### Championship - March 17 (Sunday)

Game 13 Gm 11 Winner vs. Gm 12 Winner (ESPN), Noon CT

## SEC Tournament Records

TEAM	YRS	WON	LOST	PCT.	TITLES	LSU VS.
Kentucky	57	131	25	.840	31	2-16
Alabama	59	65	52	.555	6	3-5
Tennessee	57	67	54	.554	4	4-7
Arkansas	27	25	26	.490	1	2-2
Florida	53	43	49	.467	4	8-3
Georgia	58	46	56	.451	2	6-3
<b>LSU</b>	<b>59</b>	<b>47</b>	<b>60</b>	<b>.439</b>	<b>1</b>	<b>---</b>
South Carolina	27	21	27	.437	0	0-3
Vanderbilt	57	39	55	.415	2	7-3
Missouri	5	3	5	.375	0	0-0
Mississippi St.	58	31	55	.369	3	3-4
Auburn	54	31	54	.365	1	5-3
Ole Miss	54	31	54	.365	2	5-3
Texas A&M	6	3	6	.333	0	0-1

### FORMER MEMBERS

Georgia Tech	19	14	18	.438	1	1-0
Tulane	16	12	16	.429	0	2-2
Sewanee	2	0	2	.000	0	1-0

# LSU's SEC Tournament History

## 1933 - Atlanta Athletic Club, Atlanta, Ga.

First Round - LSU 57, Auburn 33  
Quarterfinals - LSU 55, Tennessee 43  
Semifinals - Kentucky 51, LSU 38

## 1934 - Atlanta Athletic Club, Atlanta, Ga.

Quarterfinals - Tennessee 42, LSU 35

## 1936 - Alumni Memorial Gym, Knoxville, Tenn.

Quarterfinals - Alabama 52, LSU 30

## 1937 - Alumni Memorial Gym, Knoxville, Tenn.

Quarterfinals - Kentucky 57, LSU 37

## 1938 - Huey Long Field House, Baton Rouge, La.

Quarterfinals - LSU 60, Auburn 34  
Semifinals - Ole Miss 68, LSU 40

## 1939 - Alumni Memorial Gym, Knoxville, Tenn.

First Round - LSU 55, Sewanee 35  
Quarterfinals - LSU 50, Georgia 28  
Semifinals - Kentucky 53, LSU 34

## 1940 - Alumni Memorial Gym, Knoxville, Tenn.

First Round - LSU 57, Tulane 44  
Quarterfinals - Alabama 51, LSU 25

## 1941 - Jefferson County Armory, Louisville, Ky.

First Round - Vanderbilt 63, LSU 49

## 1942 - Jefferson County Armory, Louisville, Ky.

Quarterfinals - Alabama 45, LSU 31 (OT)

## 1943 - Jefferson County Armory, Louisville, Ky.

First Round - LSU 67, Auburn 38  
Quarterfinals - LSU 46, Alabama 41  
Semifinals - Tennessee 52, LSU 34

## 1944 - Jefferson County Armory, Louisville, Ky.

Semifinals - Kentucky 55, LSU 28

## 1945 - Jefferson County Armory, Louisville, Ky.

Quarterfinals - Kentucky 68, LSU 37

## 1946 - Jefferson County Armory, Louisville, Ky.

First Round - LSU 74, Tulane 29  
Quarterfinals - LSU 69, Ole Miss 34  
Semifinals - LSU 60, Georgia 41  
Finals - Kentucky 59, LSU 36

## 1947 - Jefferson County Armory, Louisville, Ky.

First Round - LSU 61, Ole Miss 36  
Quarterfinals - LSU 60, Florida 45  
Semifinals - Tulane 63, LSU 50

## 1948 - Jefferson County Armory, Louisville, Ky.

Quarterfinals - Kentucky 63, LSU 47

## 1949 - Jefferson County Armory, Louisville, Ky.

First Round - LSU 55, Georgia Tech 53  
Quarterfinals - LSU 60, Vanderbilt 56  
Semifinals - Tulane 72, LSU 63

## 1950 - Jefferson County Armory, Louisville, Ky.

First Round - LSU 66, Florida 57  
Quarterfinals - LSU 73, Auburn 45  
Semifinals - Tennessee 81, LSU 79 (OT)

## 1951 - Jefferson County Armory, Louisville, Ky.

Quarterfinals - LSU 62, Ole Miss 57  
Semifinals - Vanderbilt 75, LSU 63

## 1952 - Jefferson County Armory, Louisville, Ky.

First Round - LSU 77, Mississippi State 44  
Quarterfinals - LSU 75, Ole Miss 60  
Semifinals - LSU 77, Florida 69  
Finals - Kentucky 44, LSU 43

## 1979 - Birmingham Coliseum, Birmingham, Ala.

Semifinals - (6) Kentucky 80, (1) LSU 67

## 1980 - Birmingham Coliseum, Birmingham, Ala.

Quarterfinals - (2) LSU 95, (10) Florida 82  
Semifinals - (2) LSU 73, (3) Alabama 66  
Finals - (2) LSU 80, (1) Kentucky 78

## 1981 - Birmingham Coliseum, Birmingham, Ala.

Quarterfinals - (1) LSU 85, (8) Florida 73  
Semifinals - (5) Georgia 68, (1) LSU 60

## 1982 - Rupp Arena, Lexington, Ky.

Quarterfinals - (4) Ole Miss 59, (5) LSU 52

## 1983 - Birmingham Coliseum, Birmingham, Ala.

Quarterfinals - (7) Tennessee 74, (2) LSU 71

## 1984 - Memorial Gymnasium, Nashville, Tenn.

Quarterfinals - (5) Alabama 72, (4) LSU 70 (OT)

## 1985 - Birmingham Coliseum, Birmingham, Ala.

Quarterfinals - (8) Auburn 58, (1) LSU 55

## 1986 - Rupp Arena, Lexington, Ky.

Quarterfinals - (5) LSU 72, (4) Florida 66  
Semifinals - (1) Kentucky 61, (5) LSU 58

## 1987 - The Omni, Atlanta, Ga.

First Round - (7) LSU 68, (10) Mississippi St. 54  
Quarterfinals - (7) LSU 72, (2) Florida 66  
Semifinals - (7) LSU 89, (3) Georgia 88 (2OT)  
Finals - (1) Alabama 69, (7) LSU 62

## 1988 - Maravich Center, Baton Rouge, La.

Quarterfinals - (4) LSU 87, (5) Vanderbilt 80  
Semifinals - (1) Kentucky 86, (4) LSU 80

## 1989 - Thompson-Boling Arena, Knoxville, Tenn.

Quarterfinals - (5) Tennessee 95, (4) LSU 77

## 1990 - Orlando Arena, Orlando, Fla.

Quarterfinals - (6) Auburn 78, (3) LSU 76

## 1991 - Memorial Gym, Nashville, Tenn.

Quarterfinals - (7) Auburn 92, (2) LSU 77

## 1992 - BJCC, Birmingham, Ala.

Quarterfinals - (W2) LSU 99, (E3) Tennessee 89  
Semifinals - (E1) Kentucky 80, (W2) LSU 74

## 1993 - Rupp Arena, Lexington, Ky.

Quarterfinals - (W2) LSU 89, (W5) Ole Miss 70  
Semifinals - (W2) LSU 72, (E1) Vanderbilt 62  
Finals - (E2) Kentucky 82, (W2) LSU 65

## 1994 - The Pyramid, Memphis, Tenn.

First Round - (E4) Georgia 83, (W5) LSU 70

## 1995 - Georgia Dome, Atlanta, Ga.

First Round - (E4) Vanderbilt 85, (W5) LSU 61

## 1996 - Louisiana Superdome, New Orleans, La.

First Round - (E3) South Carolina 85, (W6) LSU 76

## 1997 - The Pyramid, Memphis, Tenn.

First Round - (E3) Georgia 75, (W6) LSU 54

## 1998 - Georgia Dome, Atlanta, Ga.

First Round - (E3) Tennessee 73, (W6) LSU 62

## 1999 - Georgia Dome, Atlanta, Ga.

First Round - (E3) Florida 97, (W6) LSU 75

## 2000 - Georgia Dome, Atlanta, Ga.

Quarterfinals - (W1) LSU 71, (E4) Vanderbilt 80  
Semifinals - (W2) Arkansas 69, (W1) LSU 67

## 2001 - Gaylord Center, Nashville, Tenn.

First Round - (W6) LSU 63, (E3) Georgia 62  
Quarterfinals - (W2) Arkansas 77, (W6) LSU 72

## 2002 - Georgia Dome, Atlanta, Ga.

First Round - (W4) LSU 69, (E5) Vanderbilt 62  
Quarterfinals - (W4) LSU 78, (E3) Georgia 76  
Semifinals - (W2) Mississippi St. 57, (W4) LSU 51

## 2003 - Louisiana Superdome, New Orleans, La.

First Round - (W3) LSU 85, (W6) Arkansas 56  
Quarterfinals - (W3) LSU 65, (E2) Florida 61  
Semifinals - (W1) Mississippi St. 76, (W3) LSU 61

## 2004 - Georgia Dome, Atlanta, Ga.

Quarterfinals - (E3) S. Carolina 85, (W2) LSU 64

## 2005 - Georgia Dome, Atlanta, Ga.

Quarterfinals - (W2) LSU 89, (W6) Auburn 58  
Semifinals - (E1) Kentucky 79, (W2) LSU 78 (ot)

## 2006 - Gaylord Center, Nashville, Tenn.

Quarterfinals - (W1) LSU 92, (E4) Vanderbilt 73  
Semifinals - (E2) Florida 81, (W1) LSU 65

## 2007 - Georgia Dome, Atlanta, Ga.

First Round -- (W6) LSU 76, (E3) Tenn. 67 (ot)  
Quarterfinals -- (W2) Ole Miss 80, (W6) LSU 60

## 2008 - Georgia Dome, Atlanta, Ga.

First Round -- (E5) South Carolina 77, (W4) LSU 73

## 2009 -- St. Pete Times Forum, Tampa, Fla.

Quarterfinals -- (W1) LSU 67, (E4) Kentucky 58  
Semifinals -- (W3) Mississippi St. 67, (W1) LSU 57

## 2010 -- Bridgestone Arena, Nashville, Tenn.

First Round -- (E3) Tennessee 59, (W6) LSU 49

## 2011 -- Georgia Dome, Atlanta, Ga.

First Round -- (E3) Vanderbilt 62, (W6) LSU 50

## 2012 -- New Orleans Arena, New Orleans, La.

First Round - (8) LSU 70, (9) Arkansas 54  
Quarterfinals - [1] Kentucky 60, [8] LSU 51

## 2013 -- Bridgestone Arena, Nashville, Tenn.

Second Round - (9) LSU 68, (8) Georgia 63  
Quarterfinals -- (1) Florida 80, (9) LSU 58

## 2014 -- Georgia Dome, Atlanta, Ga.

Second Round - (7) LSU 68, (10) Alabama 56  
Quarterfinals - (2) Kentucky 85, (7) LSU 67

## 2015 -- Bridgestone Arena, Nashville, Tenn.

Quarterfinals -- (13) Auburn 73, (4) Auburn 70 (ot)

## 2016 -- Bridgestone Arena, Nashville, Tenn.

Quarterfinals -- (4) LSU 75, Tennessee (12) 64  
Semifinals -- (1) Texas A&M 71, LSU (4) 38

## 2017 -- Bridgestone Arena, Nashville, Tenn.

First Round -- (11) Miss. State 79, LSU (14) 52

## 2018 -- Scottrade Arena \* St. Louis, Missouri

Second Round -- (7) Miss. State 80, LSU (10) 77



# School Records



## STANLEY ROBERTS

Field goal percentage co-leader



## DARREL MITCHELL

Career three-point field goal leader (258)



## PETE MARAVICH

Division I All-Time leading scorer (3,667 pts.)

## Individual Records

### POINTS

Game:	69	by Pete Maravich vs. Alabama, 02/07/70
Season:	1,381	by Pete Maravich, 1969-70
Freshman:	965	by Chris Jackson, 1988-89
Sophomore:	1,138	by Pete Maravich, 1967-68
Junior:	1,148	by Pete Maravich, 1968-69
Senior:	1,381	by Pete Maravich, 1969-70
Career:	3,667	by Pete Maravich, 1967-70

### SCORING AVERAGE

Season:	44.5	by Pete Maravich, 1969-70
Career:	44.2	by Pete Maravich, 1967-70

### FIELD GOALS MADE

Game:	26	by Pete Maravich vs. Vanderbilt, 12/11/69 & vs. Alabama, 02/07/70
Season:	522	by Pete Maravich, 1969-70
Career:	1,387	by Pete Maravich, 1967-70

### FIELD GOALS ATTEMPTED

Game:	57	by Pete Maravich vs. Vanderbilt, 01/29/69 & vs. Alabama, 02/07/70
Season:	1,168	by Pete Maravich, 1969-70
Career:	3,166	by Pete Maravich, 1967-70

### FIELD GOAL PERCENTAGE

Game (Min. 10 Att.):	1.000	by Stanley Roberts, 10-10, vs. Loyola Marymount, 02/03/90
	1.000	by Durand Macklin, 12-12, vs. Mississippi State, 01/05/80
	1.000	by Bill Wilson, 10-10 vs. Georgia, 1964
Season (Min. 100 Att.):	.675	by Dave Ramsden, 112-166, 1968-69
Career (Min. 250 Att.):	.643	by Dave Ramsden, 164-255, 1966-69

### THREE-POINT FIELD GOALS MADE

Game:	10	by Chris Jackson vs. Tennessee, 02/10/90
Season:	95	by Anthony Wilson, 1986-87
Career:	258	by Darrel Mitchell, 2003-06

### THREE-POINT FIELD GOALS ATTEMPTED

Game:	20	by Chris Jackson vs. Ole Miss, 03/04/89 & vs. Tennessee, 02/10/90
Season:	246	by Chris Jackson, 1989-90
Career:	680	by Andre Stringer, 2010-14

### THREE-POINT FIELD GOAL PERCENTAGE

Game (Min. 5 Made):	1.000	by Tim Quarterman, 5-5, vs. Oklahoma, 1/30/16
	1.000	by Antonio Hudson, 6-6, vs. Louisiana-Lafayette, 11/21/04
	1.000	by Collis Temple, 5-5, vs. Nicholls State, 12/22/00
	1.000	by Torris Bright, 5-5, at Arizona, 12/20/00
	1.000	by Darrel Mitchell, 5-5, vs. Auburn, 02/26/03
Season (Min. 50 Att.):	.509	by Jamie Brandon, 27-53, 1992-93



# School Records

Career (Min. 75 Att.):	.489	by Justin Anderson, 45-92, 1991-92
Career (Min. 100 Att.):	.438	by Jamie Brandon, 46-105, 1991-93

## FREE THROWS MADE

Game:	30	by Pete Maravich, vs. Oregon State, 12/22/69
Season:	337	by Pete Maravich, 1969-70
Career:	893	by Pete Maravich, 1967-70

## FREE THROWS ATTEMPTED

Game:	31	by Pete Maravich, vs. Oregon State, 12/22/69
Season:	337	by Pete Maravich, 1969-70
Career:	1,152	by Pete Maravich, 1967-70

## CONSECUTIVE FREE THROWS MADE

Game:	21	by Pete Maravich, vs. Oregon State, 12/22/69
Season:	35	by Chris Jackson, 1989-90
Two Seasons:	31	by Eddie Palubinskas, 1973-74

## FREE THROW PERCENTAGE

Game (Min. 15 Att.):	1.000	by Eddie Palubinskas, 15-15, vs. Mississippi State, 03/01/73
Season (Min. 50 Att.):	.9095	by Chris Jackson, 191-210, 1989-90
Career (Min. 200 Att.):	.875	by Eddie Palubinskas, 259-295, 1972-74

## REBOUNDS

Game:	32	by Durand Macklin, vs. Tulane, 11/26/76
Season:	474	by Al Sanders, 1969-70
Career:	1,276	by Durand Macklin, 1976-81

## REBOUND AVERAGE

Season:	17.3	by Bob Pettit, 1953-54
Career:	14.8	by Bob Pettit, 1951-54

## FOULS

Season:	125	by Al Sanders, 1969-70
Career:	407	by Greg Cook, 1976-77; 1978-81

## ASSISTS

Game:	19	by Kenny Higgs, vs. Georgia, 01/17/77
Season:	239	by Kenny Higgs, 1976-77
Career:	645	by Kenny Higgs, 1974-78

## ASSIST AVERAGE


Season:	8.9	by Kenny Higgs, 1976-77
Career:	6.1	by Kenny Higgs, 1974-78




**KENNY HIGGS**  
LSU Career Assist Leader (645)



**TASMIN MITCHELL**  
Most career games started (136)  
Most career minutes (4,692)




**DERRICK TAYLOR**  
Most minutes played in a season (1,342)



**CLARENCE CEASAR**  
Career leader in steals (310)

# School Records



## RANDY LIVINGSTON

Had 18 of LSU's school record  
38 assists against George Mason in 1994.



## SHAQUILLE O'NEAL

Had a triple-double with 10 of LSU's  
16 blocks against Texas in 1990.

### GAMES

Season:	39	by Bernard Woodside, 1986-87
Career:	137	by Tasmin Mitchell, 2005-10

### GAMES STARTED

Season:	38	by Anthony Wilson, 1986-87 & Derrick Taylor, Don Redden, 1985-86
Career:	136	by Tasmin Mitchell, 2005-10

### STEALS

Game:	10	by Shawn Griggs vs. Tennessee, 02/23/91
Season:	93	by Darryl Joe, 1986-87
Career:	310	by Clarence Ceasar, 1991-95

### STEAL AVERAGE

Season:	3.0	by Clarence Ceasar, 1993-94; 1994-95
Career:	2.8	by Clarence Ceasar, 1992-95

### BLOCKED SHOTS

Game:	12	by Shaquille O'Neal, vs. Loyola Marymount, 02/03/90
Season:	157	by Shaquille O'Neal, 1991-92
Career:	412	by Shaquille O'Neal, 1989-92

### BLOCK AVERAGE

Season:	5.2	by Shaquille O'Neal, 1991-92
Career:	4.6	by Shaquille O'Neal, 1989-92

### MINUTES PLAYED

Season:	1,342	by Derrick Taylor, 1985-86
Career:	4,692	by Tasmin Mitchell, 2005-10

## Team Records

### POINTS

Game:	159	vs. Northern Arizona, 12/28/91 (LSU, 159-86)
Home Court:	159	vs. Northern Arizona, 12/28/91 (LSU, 159-86)
Road/Neutral:	124	vs. Texas, 01/02/90 (LSU 124-113)
1st half:	80	vs. Northern Arizona, 12/28/91 (LSU, 159-86)
2nd half:	79	vs. Northern Arizona, 12/28/91 (LSU, 159-86)
In a loss:	112	vs. Ole Miss, 03/04/89 (Ole Miss, 113-112-OT)
By Opponent:	141	by Loyola Marymount, 02/03/90 (LSU 148-141-OT)
Two Teams:	289	LSU (148), Loyola Marymount (141), 02/03/90
Season:	2,985	in 1969-70 (32 games)
Average:	93.3	in 1969-70 (2,985 in 32 games)
By Opponent:	2,861	in 1988-89 (32 games)

### FIELD GOALS MADE

Game	61	vs. Loyola Marymount, 02/03/90
Two Teams:	113	LSU (61) vs. Loyola Marymount (52), 02/03/90
Season:	1,170	in 1985-86



## DURAND MACKLIN

Record 32 Rebounds vs. Tulane, 1976



# School Records

## FIELD GOALS ATTEMPTED

Game:	114	vs. Louisiana College, 12/07/53
Season:	2,403	in 1969-70

## FIELD GOAL PERCENTAGE

Game:	.714	vs. Clemson, 12/20/69 (50-of-70)
Season:	.520	in 1978-79 (964-of-1,854)

## THREE-POINT FIELD GOALS MADE

Game:	17	at Tennessee, 03/01/03
	17	vs. Vanderbilt, 12/29/16
Season:	268	in 2017-18

## THREE-POINT FIELD GOALS ATTEMPTED

Game:	40	vs. South Carolina, 02/10/96
Season:	774	in 2017-18

## THREE-POINT FIELD GOAL PERCENTAGE

Game:	1.000	vs. Arkansas State, 12/04/86 (3-3)
Season:	.401	in 1986-87 season (181-451)

## FREE THROWS MADE

Game:	41	vs. Tulane, 12-22-79
Season:	667	in 1969-70

## FREE THROWS ATTEMPTED

Game:	55	vs. Tulane, 12-22-79
Season:	944	in 1980-81

## FREE THROW PERCENTAGE

Game:	1.000	vs. Tennessee, 03/11/83 (11-11)
	1.000	at Vanderbilt, 02/08/12 (10-10)
	1.000	vs. Texas A&M, 2/4/17 (13-13)
Season:	.770	in 1988-89 (557-723)

## REBOUNDS

Game:	80	vs. Montana State, 12/27/76
Season:	1,691	in 1969-70 (32 games)
Average:	52.8	in 1969-70 (1,691 in 32 games)

## FOULS

Season:	747	in 1986-87
Fouled Out:	37	in 1952-53, 1973-74

## ASSISTS

Game:	38	vs. George Mason, 12/03/94
Season:	616	in 1974-75
Average:	23.7	in 1974-75 (616 in 26 games)

## BLOCKED SHOTS

Game:	16	vs. Texas, 01/02/90; vs. Alcorn State, 11/20/08
Season:	261	in 2013-14
Average:	7.0	in 1989-90 (225 in 32 games)

## STEALS


Game:	23	vs. Tennessee, 02/23/91
Season:	352	in 1986-87
Average:	10.5	in 1990-91 (316 in 30 games)

## GAMES

Season:	39	in 1986-87
Most Wins:	31	in 1980-81
Most Losses:	23	in 1966-67
Win Streak:	26	in 1980-81


## ATTENDANCE

Game (Paid):	68,112	vs. Notre Dame, 01/20/90 (Louisiana Superdome)
Game (Turnstile):	54,321	vs. Georgetown, 01/28/89 (Louisiana Superdome)
Game (PMAC):	15,694	vs. Ole Miss, 02/25/81
Game (Post 2006 PMAC Renovation)	13,997	vs. Kentucky, 02/10/15
Season (Home):	314,369	in 1989-90 (19 games, one at Louisiana Superdome)
Season (PMAC):	246,257	in 1989-90 (18 games)
Season (PMAC) (Post 2006):	217,834	in 2008-09 (21 games)
Season Average	13,708	in 1980-81 (15 games)
Season Average (Post 2006)	11,383	in 2015-16 (18 games)



**BOB PETTIT**

All-Time Rebound Average Leader (14.8)



**COLLIS TEMPLE III**

One of 5 perfect 3pt games  
(min. 5 attempts)

# Miscellaneous Records

## LONGEST OVERALL WINNING STREAK

1. 26 - Nov. 30, 1980 to Feb. 28, 1981
2. 19 - Dec. 29, 1952 to March 14, 1953
3. 18 - Feb. 14, 1920 to Feb. 11, 1921
4. 17 - Feb. 1917 to Feb. 6, 1918
5. 15 - Feb. 1921 to March 16, 1922

## LONGEST SEC WINNING STREAK

1. 32 - Feb. 4, 1952 to March 6, 1954
2. 23 - Jan. 1, 1934 to Dec. 23, 1935
3. 17 - Jan. 3, 1981 to Feb. 25, 1981
4. 13 - Jan. 14, 2009 to Feb. 28, 2009
4. 13 - Feb. 16, 2005 to Feb. 1, 2006

## SEC HOME WINNING STREAK

1. 26 - Feb. 13, 1933 to Jan. 31, 1936
2. 20 - Jan. 14, 1952 to Feb. 22, 1954
3. 19 - March 3, 2004 to Jan. 17, 2007
4. 15 - Jan. 3, 1981 to Feb. 10, 1982
5. 12 - Jan. 14, 1984 to Jan. 26, 1985

## SEC ROAD WINNING STREAK

1. 14 - Feb. 4, 1952 to March 6, 1954
1. 14 - Jan. 19, 1980 to Feb. 21, 1981
3. 10 - Feb. 19, 1942 to Feb. 20, 1943
4. 6 - Jan. 17, 2009 to Feb. 28, 2009
4. 6 - Feb. 16, 2005 to Jan. 28, 2006
4. 6 - Jan. 11, 1946 to Jan. 11, 1947

## CONSECUTIVE WINNING SEASONS

1. 11 - 1982-83 - 1992-93
2. 9 - 1913-14 - 1921-22
3. 6 - 2001-02 - 2006-07
4. 5 - 2011-12 - 2015-16
4. 5 - 1976-77 - 1980-81

## CONSECUTIVE NON-LOSING SEASONS

1. 17 - 1976-77 - 1992-93
2. 12 - 1931-32 - 1942-43
3. 10 - 1913-14 - 1922-23

## 30-WIN SEASONS

- 1 - 1980-81

## 25-WIN SEASONS

- 6 - 1979-80, 1980-81, 1985-86, 1999-2000, 2005-06, 2008-09

## 20-WIN SEASONS

- 21 - Last in 2014-15

## RECORD IN SEASON OPENERS

Overall - 89-20 (.816)  
SEC Openers - 45-39 (.536)

## MOST VICTORIES - TWO YEAR PERIOD

1. 57 - 1980-1981
2. 50 - 1986-1987
3. 49 - 1979-1980
4. 47 - 2005-2006
5. 45 - 1985-1986

## MOST VICTORIES - THREE YEAR PERIOD

1. 80 - 1979-1981
2. 71 - 1980-1982
3. 69 - 1985-1987
4. 68 - 1986-1988
5. 67 - 1978-1980

## MOST VICTORIES - FOUR YEAR PERIOD

1. 98 - 1978-1981
2. 94 - 1979-1982
3. 90 - 1980-1983
4. 87 - 1984-1987
5. 86 - Three times

## MOST LSU POINTS FIRST HALF

1. 80 vs. Northern Arizona 12/28/91
2. 72 vs. Loyola-Marymount 2/3/90
3. 70 vs. George Mason 12/3/94
4. 69 vs. Tennessee 1/9/78
5. 65 vs. Vanderbilt 2/18/79
5. 65 vs. Tennessee-Martin 12/20/88
7. 63 vs. Texas 1/2/90
8. 61 vs. Nicholls State 12/30/91
8. 61 vs. Illinois-Chicago 12/30/87
8. 61 vs. Cleveland State 12/18/82

## MOST LSU POINTS SECOND HALF

1. 79 vs. Northern Arizona 12/29/91
2. 71 vs. North Florida 12/2/15
3. 70 vs. Tulane 10/4/78
4. 68 vs. Tulane 12/6/80
5. 65 vs. Loyola-Marymount 12/20/90
5. 65 vs. Nicholls State 12/29/90
5. 65 vs. Georgia State 12/28/94
8. 64 vs. Troy 12/6/94
9. 63 vs. Tennessee-Martin 12/20/88
10. 62 twice

## MOST OPPONENT POINTS FIRST HALF

1. 86 by Kentucky 1/16/96
2. 63 by Kentucky 3/4/95
3. 61 by Illinois 12/22/88

## MOST OPPONENT POINTS SECOND HALF

1. 76 by Loyola-Marymount 2/3/90
2. 67 by Wake Forest 12/22/16
2. 67 by Kentucky 2/15/94
2. 67 by Vanderbilt 2/6/88
5. 66 by Illinois 12/22/88
6. 64 by Kentucky 3/4/95
6. 64 by Texas 2/2/90
6. 64 by Florida 12/10/88
9. 63 by Southern 11/29/95
9. 63 by Vanderbilt 2/18/90

## FEWEST LSU POINTS FIRST HALF

1. 10 vs. Ole Miss 3/3/04
2. 13 vs. Texas A&M 3/12/16
2. 13 vs. Ole Miss 2/28/96
4. 14 vs. Kentucky 2/6/10
4. 14 vs. Wisconsin 3/23/00
6. 15 vs. Mississippi State 1/30/10
6. 15 vs. Ole Miss 2/7/01
6. 15 vs. Mississippi State 1/17/04
6. 15 vs. Mississippi State 2/11/98
- 10.. 16 three times



## PMAC Miscellaneous Numbers

- First Game: Vanderbilt 80, LSU 73 (Jan. 3, 1972)
- First Win: LSU 90, Georgetown 71 (Jan. 6, 1972)
- 10th Win: LSU 67, Florida 54 (Jan. 22, 1973)
- 50th Win: LSU 77, Auburn 73 (Jan. 29, 1977)
- 100th Win: LSU 92, Florida 75 (Jan. 31, 1981)
- 150th Win: LSU 67, Kentucky 61 (March 2, 1985)
- 200th Win: LSU 111, Tennessee 94 (Jan. 8, 1990)
- 250th Win: LSU 76, Alabama 68 (Feb. 23, 1993)
- 300th Win: LSU 72, Jackson State 53 (Dec. 12, 1998)
- 350th Win: LSU 75, Prairie View A&M 49 (Dec. 17, 2002)
- 400th Win: LSU 55, Ole Miss 52 (March 4, 2006)
- 450th Win: LSU 65, Rice 61 (Dec. 19, 2009)
- 500th Win: LSU 93, Gardner-Webb 82 (Nov. 15, 2015)

- On-Court Record in Assembly Center: 549-193 (.740)
- SEC Record in Assembly Center: 253-150 (.628)
- Non-Conference Record in Assembly Center: 296-43 (.873)
- Largest Single-Game Crowd: 15,694 vs. Ole Miss, 2-25-81
- Largest Paid Attendance Current Configuration: 13,997 vs. UK, 2-10-15
- Single-Season Attendance: 246,257 (18 games) 1989-90 (13,681 avg.)
- Single-Season Average: 13,708, 1980-81
- Maravich Center Totals: 7,459,551 (742 games)  
47 seasons (10,053 avg.)



# Miscellaneous Records

## FEWEST LSU POINTS SECOND HALF

1.	13	vs. Alabama	1/27/10
2.	18	vs. Arizona State	11/27/09
2.	18	vs. Ole Miss	2/7/01
2.	18	vs. Mississippi State	1/30/88
5.	19	vs. Ole Miss	1/22/11
5.	19	vs. Mississippi State	1/16/99
7.	20	vs. Mississippi State	1/9/08
7.	20	vs. Ole Miss	3/4/82
9.	21	vs. Utah	1/3/05
9.	21	vs. UCLA	4/1/06
9.	21	vs. Tennessee	2/9/08

## FEWEST OPPONENT POINTS FIRST HALF

1.	6	by Auburn	1/8/11
2.	9	by North Carolina	12/4/82
3.	12	by Southern	12/27/10
4.	12	by Nicholls State	11/22/02
5.	14	by Alabama	1/20/88
6.	15	by Charleston	12/22/14
6.	15	by Alabama	2/11/12
6.	15	by Grambling State	12/13/08
9.	16	by UC Irvine	12/15/11
9.	16	by Delaware	12/3/03
9.	16	by Vanderbilt	1/6/88
9.	16	by Mississippi State	2/6/82

## FEWEST OPPONENT POINTS SECOND HALF

1.	10	by Nicholls State	12/30/01
2.	11	by Grambling State	11/20/99
3.	12	by Nicholls State	11/22/03
4.	15	by Centenary	11/24/10
5.	17	by Grambling State	12/29/11
5.	17	by Wright State	12/27/06
5.	17	by Southeastern Louisiana	11/22/99
5.	17	by Mississippi State	2/25/87
9.	18	by South Carolina	1/30/93
10.	19	by Vanderbilt	3/6/14
10.	19	by Western Kentucky	11/18/11
10.	19	by Auburn	2/13/80

## MOST LSU OVERTIME POINTS

1.	33	vs. Ohio State (2 ot; 13-20)	1/15/05
2.	28	vs. Alabama (3 ot; 7-12-6)	2/23/13
3.	26	vs. Georgia (2 ot; 10-16)	3/7/87
4.	25	vs. Mississippi State (2 ot; 10-15)	2/11/09
4.	25	vs. Purdue (2 ot; 4-21)	3/13/86
6.	23	vs. Mississippi State	1/4/90
7.	22	vs. Florida	2/10/79
8.	20	vs. Georgia (2 ot; 13-7)	1/10/15
9.	19	vs. Louisiana Tech	12/6/88
10.	18	vs. McNeese State	12/16/10
10.	18	vs. Mississippi State	1/13/93

## FEWEST LSU OVERTIME POINTS

1.	0	vs. Kentucky	2/24/80
1.	0	vs. Alabama	2/17/84
3.	2	at South Carolina	2/28/18
3.	2	at Missouri	1/8/15
3.	2	vs. Georgia	2/4/84
6.	4	vs. Alabama	2/5/77
6.	4	vs. UNLV	11/28/81
6.	4	vs. South Carolina	1/16/13
9.	5	vs. Ole Miss	1/15/14
9.	5	vs. Coastal Carolina	12/13/10

## MOST OPPONENT OVERTIME POINTS

1.	25	by Georgia (2 ot; 10-15)	3/7/87
1.	25	by Alabama (3 ot; 7-12-6)	2/23/13
3.	22	by Mississippi State (2 ot; 10-12)	2/11/09
4.	21	by Houston	12/13/15
4.	21	by Louisiana Tech	12/6/88
4.	21	by Ohio State (2 ot; 13-8)	11/15/05
7.	19	by Ole Miss	1/15/14
7.	19	by Florida	2/13/01
7.	19	by Arkansas	3/4/92
10.	18	by NC State	11/24/15

## FEWEST OPPONENT OVERTIME POINTS

1.	1	by Georgia	2/4/84
2.	2	by Auburn	1/17/12
2.	2	by Alabama	2/17/84
2.	2	by Kentucky	2/24/80
5.	3	by Tennessee	3/8/07
5.	3	by Mississippi State	2/3/02
7.	5	by Texas Tech	11/18/14
7.	5	by Arkansas	1/19/05
7.	5	by Tennessee	02/6/84
7.	5	by Ole Miss	1/20/79

## Top LSU Scoring Tandems

Name	Name	Year	Total	
1.	Pete Maravich (44.5)	Danny Hester (16.1)	1970	60.6
2.	Pete Maravich (43.8)	Rich Hickman (13.2)	1967	54.5
3.	Pete Maravich (44.2)	Dave Ramsden (10.3)	1968	54.5
4.	Chris Jackson (30.2)	Ricky Blanton (20.3)	1989	50.5
5.	Bob Pettit (25.5)	Joe Dean (18.3)	1952	43.8
6.	Shaquille O'Neal (27.6)	Vernel Singleton (15.2)	1991	42.8
7.	Chris Jackson (27.8)	Stanley Roberts (14.1)	1990	41.9
8.	Bob Pettit (31.4)	Norman Magee (10.0)	1954	41.4
9.	Glenn Hansen (21.7)	Kenny Higgs (18.1)	1975	39.8
10.	Al Sanders (20.9)	Bill Newton (18.8)	1971	39.7
11.	Roger Sigler (25.1)	Dom Merle (13.6)	1956	38.7
12.	Shaquille O'Neal (24.1)	Vernel Singleton (14.3)	1992	38.4
13.	Bob Pettit (24.7)	Norman Magee (13.2)	1953	37.9
14.	Glenn Hansen (19.4)	Ed Palubinskas (18.4)	1974	37.8
15.	Marcus Thornton (21.1)	Tasmin Mitchell (16.3)	2009	37.4
16.	Bill Newton (18.9)	Al Sanders (18.3)	1972	37.2
17.	DeWayne Scales (19.4)	Al Green (17.7)	1979	37.1
18.	Ronnie Henderson (23.3)	Clarence Caesar (12.6)	1995	38.4
19.	Glen Davis (18.6)	Darrel Mitchell (16.8)	2006	35.4
20.	Marcus Thornton (19.6)	Anthony Randolph (15.6)	2008	35.2

## Fastest LSU Players to 1,000 Career Points

Name	Class	Yrs.	Game No.	
1.	Pete Maravich	So.	1	23
2.	Chris Jackson	So.	2	33
3.	Bob Pettit	So.	2	40
4.	Glenn Hansen	Sr.	2	49
5.	Kenny Higgs	So.	2	50
6.	Ronnie Henderson	So.	2	51
T7.	Shaquille O'Neal	So.	2	52
T7.	Roger Sigler	Sr.	3	52
T7.	Marcus Thornton	Sr.	2	52
T10.	Rudy Macklin	Jr.	3	58
T10.	Dick Maile	Sr.	3	58
12.	Dewayne Scales	Jr.	3	61
13.	Glen Davis	So.	2	62
T14.	Al Sanders	Sr.	3	63
T14.	John Williams	So.	2	63
16.	Bill Newton	Sr.	3	67
17.	Joe Dean	Sr.	3	70
18.	Howard Carter	Jr.	3	74
19.	Ronald Dupree	Jr.	3	77
T20.	Tasmin Mitchell	Jr.	3	79
T20.	Derrick Taylor	Jr.	3	79

# Miscellaneous Records

## THE LAST TIME ...

### Scoring

Less than 50 points	47 - vs. Wichita State (47-82), 11/23/17
90 or more points	94 - vs. Arkansas (94-86), 2/3/18
100 or more points	104 - vs. North Florida (104-52), 12/22/17

### Opponents Scoring

Less than 50 points	47 - by Charleston (71-47), 12/22/14
90 or more points	95 - by Utah (95-71), 3/19/18
100 or more points	105 - by Houston (98-105), 12/13/15

### Field Goal Percentage

Shot 29 percent or less	28.1 - vs. Wichita St. (18-64), 11/23/16
Shot 50 percent or more	52.7 - vs. UL-Lafayette (29-55), 3/14/18
Shot 60 percent or more	62.5 - vs. Vanderbilt (30-48), 2/20/18
Shot 70 percent or more	70.3 - vs. Centenary (45-64), 01/15/03

### Opponents Field Goal Percentage

Shot 29 percent or less	28.1 - by Charleston (18-64), 12/22/14
Shot 50 percent or more	57.9 - by Utah (NIT) (33-57), 3/19/18
Shot 60 percent or more	60.0 - by Georgia (27-45), 2/6/14

### 3 PT FG Percentage

Shot less than 10 pct	4.5 - vs. Miss. State (1-22), 3/8/17
Shot 50 percent or more	50.0 - vs. Arkansas (15-30), 2/3/18
Shot 60 percent or more	60.7 -- vs. Vanderbilt (17-28), 12/29/16

### Opponents 3 PT FG Percentage

Shot less than 10 pct	6.3 - by UAB (1-16), 12/21/13
Shot 50 percent or more	51.9 - by Utah (NIT) (14-27), 3/19/18
Shot 60 percent or more	61.5 - at Wake Forest (16-26), 12/22/16

### Free Throw Percentage

Shot less than 50 pct.	46.7 - at Florida (7-5), 2/7/18
Shot 80 percent or more	84.6 - vs. Missouri (11-13), 2/17/18
Shot 90 percent or more	91.3 - vs. Arkansas (21-23), 2/3/18
Shot 100 percent	100.0 - vs. Texas A&M (13-13), 2/4/17

### Rebounds

Had less than 20	19 - vs. Ole Miss, 01/22/11
Had 50 or more	50 - vs. North Florida, 12/22/17
Had 60 or more	64 - vs. Northwestern State, 11/16/13

### Opponent Rebounds

Had Less than 20	17 - by Nicholls State, 12/17/08
Had 50 or more	50 - by Texas A&M, 1/23/18

### Assists

Had less than 5	4 - vs. Texas A&M, 3/12/16
Had 15 or more	17 - vs. Miss. State, 3/3/18
Had 20 or more	26 -- vs. UNF, 12/22/17
Had 25 or more	26 -- vs. UNF, 12/22/17
Had 30 or more	33 - vs. Georgia State, 12/28/94

### Opponent Assists

Had less than 5	4 - by SHS, 12/19/17
Had 15 or more	20 - by Utah (NIT), 3/19/18
Had 20 or more	20 - by Utah (NIT), 3/19/18
Had 25 or more	26 - at Kentucky, 3/5/16
Had 30 or more	33 - by Kentucky, 1/16/96

### Blocks

Had 0	0 - vs. Auburn, 2/21/17
Had 10 or more	13 - vs. South Carolina, 1/28/15
Had 15 or more	16 - vs. Alcorn State, 11/20/08

### Opponent Blocks

Had 0	0 - by Alabama, 2/18/17
Had 10 or more	11 - by Texas A&M, 1/11/17



### Steals

Had 0	0 - vs Georgia Tech, 3/17/90
Had 10 or more	11 - vs. Miss. State (SECT), 3/8/18
Had 15 or more	15 - vs. UNF, 12/22/17

### Opponent Steals

Had 0	0 - by Washington State, 12/27/08
Had 10 or more	10 - by SFA, 12/16/17
Had 15 or more	19 - by West Virginia, 12/4/14

### Career Double Doubles

Shaquille O'Neal - 66
Durand "Rudy" Macklin - 50
Glen Davis - 45
Leonard Mitchell - 33
Tasmin Mitchell - 27
Jordan Mickey - 25
Johnny O'Bryant III 25
Ben Simmons - 22
Brandon Bass - 19
Pete Maravich - 17
Jarell Martin - 16
Duop Reath -- 10

### LSU Career Triple Doubles

<b>SHAQUILLE O'NEAL - 6</b>	
LSU vs. BYU (3/19/92)	26 points, 13 rebounds, 11 blocks
LSU vs. Auburn (2/22/92)	30 points, 20 rebounds, 11 blocks
LSU at S. Carolina (2/19/92)	19 points, 14 rebounds, 11 blocks
LSU vs. Florida (1/26/91)	31 points, 21 rebounds, 10 blocks
LSU vs. LMU (2/3/90)	20 points, 24, rebounds, 12 blocks
LSU vs. Texas (2/2/90)	16 points, 19 rebounds, 10 blocks

### TIM QUARTERMAN - 1

LSU vs. Ole Miss	
Feb. 28, 2015	18 points, 10 rebounds, 10 assists

### PETE MARAVICH - 1

LSU vs. Mississippi State	
Feb. 3, 1969	33 points, 11 rebounds, 10 assists

# Maravich Center Records

## Individual Records

### POINTS

<b>LSU:</b>	53	by Shaquille O'Neal, vs. Arkansas State, 12/18/90
	50	by Chris Jackson, vs. Tennessee, 02/11/99
	49	by Chris Jackson, vs. Florida, 03/01/89
	48	by Chris Jackson, vs. Louisiana Tech, 12/06/88
	45	by Chris Jackson, vs. Georgia, 01/24/90
<b>Opp:</b>	48	by Hank Gathers, Loyola Marymount, 02/03/90

### FIELD GOALS MADE

<b>LSU:</b>	19	by Chris Jackson, vs. Florida, 03/01/89
	18	by Bill "Fig" Newton, vs. Georgetown, 01/06/72
	18	by Chris Jackson, vs. Louisiana Tech, 12/06/88
	18	by Chris Jackson, vs. Southern Miss, 11/19/89
	18	by Shaquille O'Neal, vs. Arkansas State, 12/18/90
	18	by Shaquille O'Neal, vs. Northern Arizona, 12/28/91
<b>Opp:</b>	20	by Hank Gathers, Loyola Marymount, 02/03/90

### FIELD GOAL PERCENTAGE (MINIMUM 10 ATTEMPTS)

<b>LSU:</b>	1.000	by Stanley Roberts, 10-10, Loyola Marymount, 02/03/90;
	1.000	by Durand Macklin, 12-12, vs. Mississippi State, 01/05/80
<b>Opp:</b>	.909	by Ronnie Williams, Florida, 10-11, 01/02/82
		by Bob Guyette, Kentucky, 10-11, 01/05/74

### THREE POINT FIELD GOALS MADE

<b>LSU:</b>	10	by Chris Jackson, vs. Tennessee, 02/10/90
	8	by Maurice Carter, vs. Arkansas, 01/02/99
	8	by Ronnie Henderson, vs. Kentucky, 02/15/94
<b>Opp:</b>	9	by Anderson Hunt, UNLV, 01/28/90

### THREE POINT FG PERCENTAGE (MINIMUM 5 ATTEMPTS)

<b>LSU:</b>	1.000	by Tim Quarterman, 5-5, vs. Oklahoma, 1/30/16
	1.000	by Antonio Hudson, 6-6, vs. Louisiana-Lafayette, 11/21/04
	1.000	by Collis Temple, 5-5, vs. Nicholls State, 12/22/00
	1.000	by Darrel Mitchell, 5-5, vs. Auburn, 02/26/03
<b>Opp:</b>	1.000	by Eric Hester, 5-5, vs. Florida, 1/25/17
	1.000	by Sonny Weems, Arkansas, 5-5, 01/26/08

### FREE THROWS MADE

<b>LSU:</b>	17	by Shaquille O'Neal, vs. Arkansas State, 12/18/90
<b>Opp:</b>	15	by Ernie Grunfeld, Tennessee, 01/15/77

### FREE THROWS ATTEMPTED

<b>LSU:</b>	21	by Shaquille O'Neal, vs. Arkansas State, 12/18/90
<b>Opp:</b>	18	by Leon Douglas, Alabama, 02/17/75

### FREE THROW PERCENTAGE (MIN. 10 MADE)

<b>LSU:</b>	1.000	by Eddie Palubinskas, 16-16, vs. Mississippi State, 03/01/73
<b>Opp:</b>	1.000	by Retin Obasohan, Alabama, 11-11, 2/17/16
	1.000	by Carlos Zuniga, Tulane, 10-10, 12/04/78
	1.000	by Sidney Moncrief, Arkansas, 10-10, 12/29/77
	1.000	by Joe Rogers, Villanova, 10-10, 12/28/76

### REBOUNDS

<b>LSU:</b>	32	by Durand Macklin, vs. Tulane, 11/26/76
<b>Opp:</b>	23	by Larry Fry, Mississippi State, 01/16/75

### ASSISTS

<b>LSU:</b>	19	by Kenny Higgs, vs. Georgia, 01/17/77
	18	by Randy Livingston, vs. George Mason, 12/03/94
	18	by Kenny Higgs, vs. Tennessee, 01/15/77
	17	by Kenny Higgs, vs. Mississippi State, 02/16/76
	16	by Kenny Higgs, vs. Vanderbilt, 02/28/76
<b>OPP:</b>	15	by Eddie Johnson, Auburn, 01/03/76

### BLOCKED SHOTS

<b>LSU:</b>	12	by Shaquille O'Neal, vs. Loyola Marymount, 02/03/90
<b>Opp:</b>	7	by Jarvis Varnado, Mississippi State, 01/09/08

### STEALS

<b>LSU:</b>	10	by Shawn Griggs, vs. Tennessee, 02/23/91
<b>Opp:</b>	9	by Mike Varos, Cal State Los Angeles, 12/08/89

### Team Records

#### POINTS

<b>LSU:</b>	159	vs. Northern Arizona, 159-86, 12/28/91
	148	vs. Loyola Marymount, 148-141, 02/03/90

	128	vs. Tennessee Martin, 128-89, 12/20/88
	127	vs. George Mason, 127-104, 12/03/94
	123	vs. Nicholls State, 123-61, 12/30/91
<b>Opp:</b>	141	by Loyola Marymount, 148-141 (OT), 02/03/90
	129	by Kentucky, 97-129, 01/16/96
	127	by Illinois, 100-127, 12/22/88
	114	by Loyola Marymount, 122-114, 12/20/90
	113	by Tennessee, 119-113, 02/10/90

### FIELD GOALS MADE

<b>LSU:</b>	61	vs. Loyola Marymount, 02/03/90; vs. Northern Arizona, 12/28/91
<b>Opp:</b>	53	by Illinois, 12/22/88

### FIELD GOALS ATTEMPTED

<b>LSU:</b>	103	vs. Northern Arizona, 12/28/91
<b>Opp:</b>	116	by Loyola Marymount, 02/11/89

### FIELD GOAL PERCENTAGE

<b>LSU:</b>	.703	vs. Centenary, 01/15/03
<b>Opp:</b>	.684	by Tulane, 03/12/82

### FREE THROWS MADE

<b>LSU:</b>	41	vs. Tulane, 12/22/79
<b>Opp:</b>	31	by Tulane, 03/12/82

### FREE THROWS ATTEMPTED

<b>LSU:</b>	55	vs. Georgia; 1/26/16; vs. Tulane, 12/22/79
<b>Opp:</b>	42	by Tulane, 03/12/82; Georgia, 03/12/82

### MOST THREE-POINT FIELD GOALS MADE

<b>LSU:</b>	17	vs. Vanderbilt, 12/29/16
<b>OPP:</b>	19	by North Florida, 12/2/15; by Florida, 1/27/17

### FOULS

<b>LSU:</b>	39	vs. Ole Miss, 01/14/84
<b>Opp:</b>	42	by Tulane, 12/22/79

### MARGIN OF VICTORY


<b>LSU:</b>	75	vs. Grambling State, 112-37, 11/20/99
	73	vs. Northern Arizona, 158-86, 12/28/91
	62	vs. Nicholls State, 123-61, 12/30/91
	54	vs. Nicholls State, 96-42, 11/17/06
	52	vs. North Florida, 104-52, 12/22/17
<b>Opp:</b>	35	by Florida, 106-71, 1/25/17
	32	by Kentucky, 129-97, 01/16/96
	27	by Illinois, 127-100, 12/22/88
	26	by Kentucky, 81-55, 02/06/10
	26	by Ole Miss, 83-57, 02/18/98

### POINTS IN ONE HALF

<b>LSU:</b>	80	vs. Northern Arizona, 1st half, 12/28/91
	79	vs. Northern Arizona, 2nd half, 12/28/91
	72	vs. Loyola Marymount, 1st half, 02/03/90
	71	vs. North Florida, 2nd half, 12/02/15
<b>Opp:</b>	86	by Kentucky, 1st half, 01/16/96
	76	by Loyola Marymount, 2nd half, 02/03/90
	66	by Illinois, 2nd half, 12/22/88
	62	by Florida, 2nd half, 2/27/16

### MOST WINS

<b>LSU:</b>	19	in 2008-09 season
<b>Opp:</b>	8	in 2016-17 season



**Maurice Carter (1999) was the last player to hit at least eight treys in a game at the Maravich Center.**



# Individual Career Records

## SCORING

1. Pete Maravich	1967-70	3667
2. Rudy Macklin	1976-81	2080
3. Tasmin Mitchell	2005-10	1989
4. Howard Carter	1979-83	1942
5. Shaquille O'Neal	1989-92	1941
6. Bob Pettit	1951-54	1916
7. Kenny Higgs	1974-78	1896
8. Chris Jackson	1988-90	1854
9. Ronald Dupree	1999-03	1726
10. Derrick Taylor	1981-82; 83-86	1590

## SCORING AVERAGE

1. Pete Maravich	1967-70	44.2
2. Chris Jackson	1988-90	29.0
3. Bob Pettit	1951-54	27.4
4. Shaquille O'Neal	1989-92	21.6
5. Glenn Hansen	1973-75	20.5
6. Marcus Thornton	2007-09	20.4
7. Ronnie Henderson	1993-96	20.3
8. Ben Simmons	2015-16	19.2
9. Roger Sigler	1954-57	19.1
10. Eddie Palubinskas	1972-74	18.5

## FIELD GOALS MADE

1. Pete Maravich	1967-70	1387
2. Rudy Macklin	1976-81	852
3. Howard Carter	1979-83	806
4. Shaquille O'Neal	1989-92	786
5. Tasmin Mitchell	2006-10	762
6. Bob Pettit	1951-54	721
7. Kenny Higgs	1974-78	687
8. Ronald Dupree	2000-03	665
9. Chris Jackson	1988-90	664
10. Leonard Mitchell	1980-84	630

## 3-POINT FG MADE

1. Darrel Mitchell	2002-06	258
2. Andre Stringer	2010-14	242
3. Torris Bright	2000-03	237
4. Ronnie Henderson	1993-96	189
5. Clarence Ceasar	1991-95	175
6. Antonio Hudson	2001-05	174
7. Chris Jackson	1988-90	172
8. Collis Temple III	2000-03	171
9. Marcus Thornton	2007-09	168
10. Anthony Hickey	2011-14	166

## FIELD GOAL PCT. (MIN. 250 ATT.)

1. Dave Ramsden	1967-69	.643
2. Shaquille O'Neal	1989-92	.610
3. Tyrus Thomas	2005-06	.608
4. Rudy Macklin	1976-81	.595
5. Al Sanders	1969-72	.585
6. Stanley Roberts	1989-90	.576
7. Jaime Lloreda	2002-04	.571
8. Ben Simmons	2015-16	.560
Stromile Swift	1998-00	.560
Vernel Singleton	1988-92	.560

## ASSISTS

1. Kenny Higgs	1974-78	645
2. Ethan Martin	1977-81	638
3. Torris Bright	2000-03	544
4. Garrett Temple	2005-09	481
5. Pete Maravich	1967-70	425
6. Derrick Taylor	1981-82; 83-86	404
7. Darrel Mitchell	2002-06	367
8. Anthony Hickey	2011-14	360
9. Andre Stringer	2010-14	314
Ricky Blanton	1984-86; 87-89	314

## FREE THROWS MADE

1. Pete Maravich	1967-70	893
2. Kenny Higgs	1974-78	522
3. Bob Pettit	1951-54	474
4. Vernel Singleton	1988-92	432
5. Glen Davis	2004-07	429
6. Ethan Martin	1977-81	390
7. Rudy Macklin	1976-81	376
8. Roger Sigler	1954-57	372
9. Shaquille O'Neal	1989-92	369
10. Tasmin Mitchell	2005-10	354
10. Chris Jackson	1988-90	354

## FREE THROW PCT. (MIN. 200 ATT.)

1. Eddie Palubinskas	1972-74	.875
2. Chris Jackson	1988-90	.863
3. Don Redden	1982-86	.840
4. Kenny Drost	1964-67	.839
5. Bo Spencer	2007-10	.828
6. Harry Heroman	1963-66	.818
7. Derrick Taylor	1981-82; 83-86	.801
8. George Nattin	1959-62	.792
9. Howard Carter	1979-83	.789
10. Andre Stringer	2010-14	.787

## 3-POINT FG PCT. (MIN. 75 ATT.)


1. Justin Anderson	1991-92	.489
2. Jamie Brandon	1991-93	.438
3. Anthony Wilson	1986-87	.421
4. Ricky Blanton	1987-89	.411
5. Mike Hansen	1990-93	.397
6. Darrel Mitchell	2002-06	.396
7. Keith Hornsby	2014-15	.393
8. Torris Bright	1999-03	.392
9. Landers Nolley	1994-96	.383
10. Marcus Thornton	2007-09	.382

## REBOUNDS

1. Rudy Macklin	1976-81	1276
2. Shaquille O'Neal	1989-92	1217
3. Al Sanders	1969-72	1168
4. Bob Pettit	1951-54	1039
5. Ned Clark	1951-55	998
6. Tasmin Mitchell	2005-10	950
7. Leonard Mitchell	1980-84	922
8. Glen Davis	2004-07	916
9. Ronald Dupree	2000-03	907
10. Lionel Green	1975-79	809

## REBOUNDING AVERAGE

1. Bob Pettit	1951-54	14.8
2. Al Sanders	1969-72	14.1
3. Shaquille O'Neal	1989-92	13.5
4. Ned Clark	1951-55	11.8
Ben Simmons	2015-16	11.8
6. Rudy Macklin	1976-81	10.4
Dick Maile	1962-65	10.4
8. Roger Sigler	1953-56	10.3
9. Maury Drummond	1960-63	10.2
10. Jaime Lloreda	2002-04	10.1



Kenny Higgs has a school-best 645 assists.

## BLOCKED SHOTS

1. Shaquille O'Neal	1989-92	412
2. Jordan Mickey	2013-15	219
3. Chris Johnson	2005-09	176
4. Stromile Swift	1998-00	130
5. Storm Warren	2008-12	121
6. Garrett Temple	2005-09	113
7. Glen Davis	2004-07	111
8. Brandon Bass	2003-05	104
9. Jose Vargas	1984-88	100
10. Tyrus Thomas	2005-06	99

## STEALS

1. Clarence Ceasar	1991-95	310
2. Ethan Martin	1977-81	279
3. Torris Bright	2000-03	246
4. Darrel Mitchell	2002-06	219
5. Anthony Hickey	2011-14	216
6. Derrick Taylor	1981-82; 83-86	207
7. Jerry Reynolds	1982-85	194
8. Garrett Temple	2005-09	191
9. Tasmin Mitchell	2005-10	190
10. Darryl Joe	1986-88	173

## MINUTES PLAYED

1. Tasmin Mitchell	2005-10	4692
2. Garrett Temple	2005-09	4433
3. Howard Carter	1979-83	4312
4. Torris Bright	2000-03	4250
5. Rudy Macklin	1976-81	3965
6. Darrel Mitchell	2002-06	3891
7. Derrick Taylor	1981-82; 83-86	3868
8. Leonard Mitchell	1980-84	3832
9. Antonio Hudson	2001-05	3734
10. Ronald Dupree	2000-03	3710



# Individual Single-Season Records

## SCORING

1. Pete Maravich	1969-70	1381
2. Pete Maravich	1968-69	1148
3. Pete Maravich	1967-68	1138
4. Chris Jackson	1988-89	965
5. Chris Jackson	1989-90	889
6. Bob Pettit	1953-54	785
7. Shaquille O'Neal	1990-91	774
8. Marcus Thornton	2008-09	739
9. Shaquille O'Neal	1991-92	722
10. Glen Davis	2005-06	669
11. John Williams	1985-86	658
12. Ricky Blanton	1988-89	648
13. Ben Simmons	2015-16	632
13. Anthony Wilson	1986-87	632
15. Ronnie Henderson	1994-95	630

## SCORING AVERAGE

1. Pete Maravich	1969-70	44.5
2. Pete Maravich	1968-69	44.2
3. Pete Maravich	1967-68	43.8
4. Bob Pettit	1953-54	31.4
5. Chris Jackson	1988-89	30.2
6. Chris Jackson	1989-90	27.8
7. Shaquille O'Neal	1990-91	27.6
8. Bob Pettit	1951-52	25.5
9. Roger Sigler	1955-56	25.1
10. Bob Pettit	1952-53	24.7

## FIELD GOALS MADE

1. Pete Maravich	1969-70	522
2. Pete Maravich	1968-69	433
3. Pete Maravich	1967-68	432
4. Chris Jackson	1988-89	359
5. Shaquille O'Neal	1990-91	312
6. Chris Jackson	1989-90	305
7. Shaquille O'Neal	1991-92	294
8. Bob Pettit	1953-54	281
9. John Williams	1985-86	269
10. Marcus Thornton	2008-09	256

## 3-POINT FG MADE

1. Anthony Wilson	1986-87	95
2. Marcus Thornton	2007-08	90
3. Chris Jackson	1989-90	88
4. Chris Jackson	1988-89	84
5. Darrel Mitchell	2005-06	82
6. Marcus Thornton	2008-09	78
7. Torris Bright	2001-02	76
8. Andre Stringer	2013-14	74
9. Tremont Waters	2017-18	72
Keith Hornsby	2014-15	72
Ronnie Henderson	1993-94	72

## FIELD GOAL PCT. (MIN. 100 ATT.)

1. David Ramsden	1968-69	.6747
2. Ralph Jukkola	1967-68	.6377
3. Shaquille O'Neal	1990-91	.6278
4. Rudy Macklin	1980-81	.6246
5. Rudy Macklin	1977-78	.6217
6. Shaquille O'Neal	1991-92	.6151
7. Stromile Swift	1999-00	.6080
Tyrus Thomas	2005-06	.6080
9. Rudy Macklin	1979-80	.6057
10. Al Sanders	1971-72	.5958

## ASSISTS

1. Kenny Higgs	1976-77	239
2. Tremont Waters	2017-18	198
3. T.J. Pugh	1990-91	196
4. Pete Maravich	1969-70	192
5. Ethan Martin	1980-81	190
6. Ethan Martin	1979-80	174
7. Kenny Higgs	1975-76	173
8. Darrel Mitchell	2005-06	160
9. Ben Simmons	2015-16	158

10. Ethan Martin	1978-79	156
------------------	---------	-----

## ASSISTS AVERAGE

1. Randy Livingston	1994-95	9.4
2. Kenny Higgs	1976-77	8.8
3. Kenny Higgs	1975-76	6.6
Mike Darnell	1974-75	6.6
5. T. J. Pugh	1990-91	6.5
6. Pete Maravich	1969-70	6.1
7. Ethan Martin	1980-81	5.5
8. Ethan Martin	1979-80	5.4
9. Ethan Martin	1978-79	5.4
10. Tommy Hess	1971-72	5.0
Tommy Hess	1970-71	5.0

## ASSIST-TO RATIO (MIN. 25 GAMES)

1. Chris Bass	2008-09	3.1
2. Anthony Hickey	2013-14	2.8
3. Jalyn Patterson	2014-15	2.6
Chris Bass	2009-10	2.6
5. Mike Hansen	1992-93	2.4
6. T. J. Pugh	1991-92	2.3
Tim Quarterman	2015-16	2.3
T. J. Pugh	1990-91	2.3
9. Paul Johnson	1992-93	2.2
Xavier Whipple	2004-05	2.2

## FREE THROWS MADE

1. Pete Maravich	1969-70	337
2. Pete Maravich	1968-69	282
3. Pete Maravich	1967-68	274
4. Bob Pettit	1953-54	223
5. Ben Simmons	2015-16	199
6. Chris Jackson	1989-90	191
7. Glen Davis	2005-06	163
Chris Jackson	1988-89	163
Kenny Higgs	1976-77	163
10. Roger Sigler	1955-56	151

## FREE THROW PCT. (MIN. 75 ATT.)

1. Chris Jackson	1989-90	.9095
2. Kenny Drost	1965-66	.9024
3. Eddie Palubinskas	1972-73	.8954
4. Derrick Taylor	1985-86	.8804
5. Harry Heroman	1965-66	.8627
6. Jermaine Williams	2001-02	.8537
7. Eddie Palubinskas	1973-74	.8521
8. Darrel Mitchell	2004-05	.8461
Don Redden	1985-86	.8461
10. Howard Carter	1982-83	.8421

## 3-POINT FG PCT. (MIN. 50 ATT.)

1. Jamie Brandon	1992-93	.509
2. Justin Anderson	1991-92	.489
3. Fess Irvin	1986-87	.463
4. Mike Hanson	1992-93	.452
5. Brian Beshara	1998-99	.431
6. Darrel Mitchell	2002-03	.424
Landers Nolley	1994-95	.424
8. Anthony Wilson	1986-87	.420
9. Darrel Mitchell	2003-04	.419
10. Keith Hornsby	2015-16	.415
Maurice Carter	1998-99	.415

## REBOUNDS

1. Al Sanders	1969-70	474
2. Bob Pettit	1953-54	432
3. Shaquille O'Neal	1991-92	421
4. Shaquille O'Neal	1990-91	411
5. Ben Simmons	2015-16	388
6. Shaquille O'Neal	1989-90	385
7. Ned Clark	1954-55	380
8. Al Sanders	1970-71	369
9. Rudy Macklin	1980-81	351
10. Glen Davis	2005-06	350

## REBOUNDING AVERAGE

1. Bob Pettit	1953-54	17.3
2. Ned Clark	1954-55	15.8
3. Al Sanders	1970-71	14.8
4. Al Sanders	1969-70	14.8
5. Shaquille O'Neal	1990-91	14.7
6. Shaquille O'Neal	1991-92	14.0
7. Bob Pettit	1952-53	13.9
8. Roger Sigler	1954-55	13.8
9. Bob Pettit	1951-52	13.1
10. Maury Drummond	1960-61	12.5

## BLOCKED SHOTS

1. Shaquille O'Neal	1991-92	157
2. Shaquille O'Neal	1990-91	140
3. Shaquille O'Neal	1989-90	115
4. Jordan Mickey	2014-15	113
5. Jordan Mickey	2013-14	106
6. Tyrus Thomas	2005-06	99
7. Stromile Swift	1999-00	95
8. Chris Johnson	2008-09	95
9. Anthony Randolph	2007-08	70
10. Chris Johnson	2007-08	66

## BLOCKED SHOT AVERAGE

1. Shaquille O'Neal	1991-92	5.2
2. Shaquille O'Neal	1990-91	5.0
3. Jordan Mickey	2014-15	3.6
3. Shaquille O'Neal	1989-90	3.6
5. Jordan Mickey	2013-14	3.1
5. Tyrus Thomas	2005-06	3.1
7. Stromile Swift	1999-00	2.8
8. Chris Johnson	2008-09	2.7
9. Chris Johnson	2007-08	2.6
10. Anthony Randolph	2007-08	2.3

## STEALS

1. Darryl Joe	1986-87	93
2. Clarence Ceasar	1991-92	90
3. Derrick Taylor	1985-86	86
4. Anthony Hickey	2012-13	85
5. Ethan Martin	1980-81	83
6. Shawn Griggs	1990-91	81
7. Jerry Reynolds	1983-84	81
8. Darryl Joe	1987-88	80
9. Clarence Ceasar	1993-94	80
10. Jermaine Williams	2001-02	76

## STEALS AVERAGE

1. Clarence Ceasar	1994-95	3.0
2. Clarence Ceasar	1993-94	2.96
3. Anthony Hickey	2012-13	2.93
4. Clarence Ceasar	1991-92	2.90
5. Shawn Griggs	1990-91	2.8
6. Jerry Reynolds	1983-84	2.8
7. Darryl Joe	1987-88	2.7
8. Darryl Joe	1986-87	2.5
9. Ethan Martin	1980-81	2.4
10. Clarence Ceasar	1992-93	2.3

## MINUTES PLAYED

1. Derrick Taylor	1985-86	1342
2. Anthony Wilson	1986-87	1338
3. Darrel Mitchell	2005-06	1322
4. John Williams	1985-86	1277
5. Tasmin Mitchell	2005-06	1240
6. Ricky Blanton	1988-89	1231
7. Nikita Wilson	1986-87	1219
8. Howard Carter	1980-81	1209
9. Garrett Temple	2005-06	1207
10. Ronald Dupree	2001-02	1203

# Individual Single-Game Records

## SCORING

1.	Pete Maravich vs. Alabama	Feb. 7, 1970	69
2.	Pete Maravich vs. Tulane	Feb. 10, 1969	66
3.	Pete Maravich vs. Kentucky	Feb. 21, 1970	64
4.	Pete Maravich vs. Vanderbilt	Dec. 11, 1969	61
5.	Bob Pettit vs. Louisiana College	Dec. 7, 1953	60
6.	Pete Maravich vs. Alabama	Feb. 17, 1968	59
7.	Pete Maravich vs. Georgia	March 8, 1969	58
	Pete Maravich vs. Mississippi State	Dec. 22, 1967	58
9.	Bob Pettit vs. Georgia	Jan. 9, 1954	57
10.	Pete Maravich (6 times)		55
	Chris Jackson (1)		

## FIELD GOALS MADE

1.	Pete Maravich vs. Alabama	Feb. 7, 1970	26
	Pete Maravich vs. Vanderbilt	Dec. 11, 1969	26
3.	Pete Maravich vs. Tulane	Feb. 10, 1969	25
4.	Pete Maravich vs. Alabama	Feb. 17, 1968	24
5.	Pete Maravich vs. Kentucky	Feb. 21, 1970	23
	Bob Pettit vs. Georgia	Jan. 9, 1954	23

## FIELD GOALS ATTEMPTED

1.	Pete Maravich vs. Alabama	Feb. 7, 1970	57
	Pete Maravich vs. Vanderbilt	Jan. 29, 1969	57
3.	Pete Maravich vs. Vanderbilt	Dec. 11, 1969	54
4.	Pete Maravich vs. Kentucky	Feb. 22, 1969	53
5.	Pete Maravich vs. Alabama	Feb. 17, 1968	52

## FIELD GOAL PERCENTAGE (MIN. 10 ATTEMPTS)

1.	Durand Macklin vs. Mississippi State (12-12)	Jan. 5, 1980	1.000
	Stanley Roberts vs. Loyola Marymount (10-10)	Feb. 3, 1990	1.000
	Bill Wilson vs. Georgia (10-10)	Jan. 4, 1964	1.000
4.	Brandon Bass vs. Louisiana-Lafayette (11-12)	Nov. 21, 2004	.917
	Nikita Wilson vs. Montana State (11-12)	Nov. 22, 1985	.917
	Durand Macklin vs. Ole Miss (11-12)	Jan. 28, 1977	.917
	Ray Lewis vs. Alabama (11-12)	Feb. 20, 1962	.917

## 3-POINT FIELD GOALS MADE

1.	Chris Jackson vs. Tennessee	Feb. 10, 1990	10
2.	Chris Jackson at Ole Miss	March 4, 1989	9
3.	Marcus Thornton at Auburn	Jan. 30, 2008	8
	Maurice Carter vs. Arkansas	Jan. 2, 1999	8
	Ronnie Henderson vs. Kentucky	Feb. 15, 1994	8
6.	Maurice Carter vs. Texas	Dec. 19, 1998	7
	Ronnie Henderson vs. Maryland-Baltimore County	Dec. 30, 1994	7
	Mike Hansen vs. Tennessee	Jan. 22, 1991	7
	Chris Jackson vs. Vanderbilt	Feb. 18, 1990	7
	Chris Jackson vs. Kentucky	Feb. 15, 1990	7
	Chris Jackson vs. Mississippi State	Jan. 4, 1990	7

## 3-POINT FIELD GOAL ATTEMPTS


1.	Chris Jackson vs. Tennessee	Feb. 10, 1990	20
	Chris Jackson at Ole Miss	March 4, 1989	20
3.	Chris Jackson vs. Kentucky	Feb. 15, 1990	17
4.	Marcus Thornton vs. Auburn	Jan. 16, 2008	16
5.	Marcus Thornton at Auburn	Jan. 30, 2008	15
	Maurice Carter vs. Arkansas	Jan. 2, 1999	15
	Ronnie Henderson vs. Alabama	Feb. 11, 1995	15
8.	Anthony Hickey vs. Memphis	Nov. 29, 2013	14
	Anthony Hickey at Missouri	March 2, 2013	14
	Gene Nabors vs. Auburn	Jan. 21, 1996	14
	Ronnie Henderson vs. UCLA	Dec. 18, 1993	14

## 3-POINT FIELD GOAL PERCENTAGE (MINIMUM 5 ATTEMPTS)

1.	Tim Quarterman, vs. Oklahoma (5-5)	Jan. 30, 2016	1.000
	Collis Temple III vs. Nicholls State (5-5)	Dec. 22, 2000	1.000
	Torris Bright vs. Arizona (5-5)	Dec. 20, 2000	1.000
	Darrel Mitchell vs. Auburn (5-5)	Feb. 26, 2003	1.000
	Antonio Hudson vs. Louisiana-Lafayette (6-6)	Nov. 21, 2004	1.000
6.	Collis Temple III vs. Vanderbilt (6-7)	March 10, 2000	.857
7.	Bo Spencer vs. Arkansas (5-6)	Jan. 31, 2009	.833
	Torris Bright vs. Centenary (5-6)	Dec. 21, 1999	.833
	Ronnie Henderson vs. Texas (5-6)	Nov. 26, 1994	.833
	Anthony Wilson vs. Georgia (5-6)	March 7, 1987	.833
	Terry Martin vs. Louisiana Tech (5-6)	Dec. 23, 2006	.833
	Tasmin Mitchell vs. Louisiana-Monroe (5-6)	Nov. 19, 2006	.833

## FREE THROWS MADE

1.	Pete Maravich vs. Oregon State	Dec. 22, 1969	30
2.	Pete Maravich vs. Florida	Feb. 12, 1969	22
3.	Kenny Higgs vs. Mississippi State	Jan. 2, 1978	18
4.	Shaquille O'Neal vs. Arkansas State	Dec. 18, 1990	17
5.	Ben Simmons, at Vanderbilt	Jan. 2, 2016	16
	Chris Jackson vs. Florida	Dec. 10, 1988	16
	Eddie Palubinskas vs. Mississippi State	March 1, 1973	16
	Bob Pettit vs. Louisiana College	Dec. 1, 1954	16



Durand "Rudy" Macklin

## FREE THROW ATTEMPTS

1.	Pete Maravich vs. Oregon State	Dec. 22, 1969	31
2.	Pete Maravich vs. Florida	Feb. 12, 1969	27
3.	Shaquille O'Neal vs. Arkansas State	Dec. 18, 1990	21
4.	Kenny Higgs vs. Mississippi State	Jan. 2, 1978	20
5.	Ben Simmons, vs. Alabama	Feb. 17, 2016	19
	Tim Quarterman, vs. Georgia	Jan. 26, 2016	19
	Ben Simmons, at Vanderbilt	Jan. 2, 2016	19
8.	Jarell Martin, vs. Auburn	March 13, 2015	18
	Tasmin Mitchell, at Mississippi State	Feb. 11, 2009	18
	Jerry Reynolds vs. Tennessee	Feb. 6, 1984	18
	Glen Davis, vs. Louisiana Tech	Dec. 23, 2006	18

## FREE THROW PERCENTAGE (MINIMUM 15 ATTEMPTS)

1.	Eddie Palubinskas vs. Mississippi State (16-16)	March 1, 1973	1.000
2.	Pete Maravich vs. Oregon State (30-31)	Dec. 22, 1969	.968
3.	Chris Jackson vs. Florida (16-17)	Dec. 10, 1988	.941
4.	Anthony Wilson vs. Georgia (14-15)	March 7, 1987	.933
5.	Chris Jackson vs. Tennessee (13-15)	Feb. 10, 1989	.866
	Ricky Blanton vs. Ole Miss (13-15)	Feb. 10, 1988	.866

## REBOUNDS

1.	Durand Macklin vs. Tulane	Nov. 26, 1976	32
2.	Al Sanders vs. Mississippi State	Feb. 7, 1972	26
	Al Sanders vs. Mississippi State	Feb. 1, 1971	26
4.	Danny Hester vs. Ole Miss	Jan. 31, 1970	25
	Al Sanders vs. Florida	Dec. 18, 1970	25
	Bob Pettit vs. Holy Cross	Dec. 29, 1953	25

## ASSISTS

1.	Kenny Higgs vs. Georgia	Jan. 17, 1977	19
2.	Randy Livingston vs. George Mason	Dec. 3, 1994	18
	Kenny Higgs vs. Tennessee	Jan. 15, 1977	18
4.	Kenny Higgs vs. Mississippi State	Feb. 16, 1976	17
5.	Ethan Martin vs. Tulane	Dec. 6, 1980	16
	Kenny Higgs vs. Vanderbilt	Feb. 28, 1976	16

## BLOCKED SHOTS

1.	Shaquille O'Neal vs. Loyola Marymount	Feb. 3, 1990	12
2.	Stromile Swift vs. Alabama	Feb. 10, 1999	11
	Shaquille O'Neal vs. BYU	March 19, 1992	11
	Shaquille O'Neal vs. Auburn	Feb. 22, 1992	11
	Shaquille O'Neal vs. South Carolina	Feb. 18, 1992	11
6.	Shaquille O'Neal vs. Florida	Jan. 26, 1991	10
	Shaquille O'Neal vs. Texas	Jan. 3, 1990	10

## STEALS

1.	Shawn Griggs, vs. Tennessee	Feb. 23, 1991	10
2.	Anthony Hickey vs. Texas A&M	Jan. 23, 2013	8
	Clarence Ceasar, vs. Auburn	Jan. 8, 1994	8
	Shawn Griggs, vs. Loyola Marymount	Dec. 20, 1990	8
	Shawn Griggs, vs. Arizona	Dec. 8, 1990	8
	Derrick Taylor, vs. Hawaii-Loa	Dec. 2, 1985	8



# Opponent Single-Game Records

## POINTS

1.	Johnny Neumann, Ole Miss	Jan. 30, 1971	63
2.	Gerald Glass, Ole Miss	March 4, 1989	53
3.	Dan Issel, Kentucky	Feb. 21, 1970	51
4.	Bob Burrow, Kentucky	Jan. 14, 1956	50
5.	Ron Widby, Tennessee	1967	50

## FIELD GOALS MADE

1.	Johnny Neumann, Ole Miss	Jan. 30, 1971	26
2.	Gerald Glass, Ole Miss	March 4, 1989	20
3.	Hank Gathers, Loyola Marymount	Feb. 3, 1990	20

## FIELD GOALS ATTEMPTS

1.	Johnny Neumann, Ole Miss	Jan. 30, 1971	40
2.	Gerald Glass, Ole Miss	March 3, 1990	37
3.	Gerald Glass, Ole Miss	March 4, 1989	36

## FREE THROWS MADE

1.	Neal Walk, Florida	Feb. 10, 1968	18
2.	Carlos Clark, Ole Miss	Jan. 15, 1983	17
3.	Anthony Rosser, U.S. International	Jan. 16, 1984	16
	Andrew Rowsey, Marquette	Nov. 11, 2017	16

## FREE THROW ATTEMPTS

1.	Neal Walk, Florida	Feb. 10, 1968	21
1.	Carlos Clark, Ole Miss	Feb. 15, 1983	21
3.	Anthony Rosser, U.S. International	Jan. 16, 1984	20

## FREE THROW PERCENTAGE (MIN. 15 ATTEMPTS)

1.	Andrew Rowsey, Marquette	Nov. 22, 2018	1.000 (16-16)
2.	Reggie Johnson, Tennessee	Feb. 5, 1978	.933 (14-15)
3.	Earvin Johnson, Michigan State	March 16, 1979	.933 (14-15)

## THREE-POINT FIELD GOALS MADE

1.	Anderson Hunt, UNLV	Jan. 28, 1990	9
	Scott Draud, Vanderbilt	Feb. 18, 1990	9
	Lee Mayberry, Arkansas	March 4, 1992	9
4.	Dinos Mitoglou, Wake Forest	Dec. 22, 2016	8
	Buddy Hield, Oklahoma	Jan. 30, 2016	8
	Beau Beech, North Florida	Dec. 2, 2015	8
	Edward Garriet, McNeese State	Nov. 24, 2003	8
	David Jones, Lamar	Dec. 4, 1989	8
	Keenan Carpenter, Auburn	Feb. 8, 1989	8
	Greg Stolt, Florida	March 4, 1999	8

## THREE-POINT FIELD GOAL ATTEMPTS

1.	Chris Walker, Villanova	March 15, 1990	20
2.	Damon Wordlaw, McNeese State	Nov. 29, 1994	18
3.	Scott Draud, Vanderbilt	Feb. 2, 1991	17
	Danny Basile, Marist	Dec. 25, 1995	17

## THREE-POINT FIELD GOAL PERCENTAGE (MIN. 5 ATTEMPTS)

1.	Eric Hester, Florida	Jan. 25, 2017	1.000 (5-5)
	Jordan McRae, Tennessee	Feb. 19, 2013	1.000 (6-6)
	Dawid Przbyszeski, Vanderbilt	Feb. 21, 2004	1.000 (5-5)
	Ezra Williams, Georgia	Jan. 5, 2003	1.000 (7-7)
	Troy Gaines, Auburn	Feb. 26, 2003	1.000 (5-5)
	Andrew Moten, Florida	Jan. 21, 1987	1.000 (5-5)
7.	Frank Booker, South Carolina	Feb. 28, 2018	.857 (6-7)
	Kenny Gaines, Georgia	March 8, 2014	.857 (6-7)
	Je'Kei Foster, Ohio State	Jan. 15, 2005	.857 (6-7)
	Wesley Person, Auburn	Feb. 13, 1993	.857 (6-7)

## REBOUNDS

1.	Bailey Howell, Mississippi State	1957	34
2.	Bob Lienhard, Georgia	1969	29
	Dan Issel, Kentucky	Feb. 22, 1969	29

## ASSISTS

1.	Eddie Johnson, Auburn	Jan. 3, 1976	15
2.	Tyler Ulis, Kentucky	March 5, 2016	14
	Kareem Reid, Arkansas	March 2, 1996	14
	Terrell Lowery, Loyola-Marymount	Dec. 20, 1990	14
	Bobby Hurley, Duke	Feb. 10, 1991	14

## BLOCKED SHOTS

1.	Roy Rogers, Alabama	Feb. 17, 1996	10
2.	Andre Riddick, Kentucky	March 14, 1993	9
3.	Charles Barkley, Auburn	1984	8

## STEALS

1.	Mike Varos, Cal State Los Angeles	Dec. 8, 1989	9
2.	Pointer Williams, McNeese State	Dec. 1, 1995	8
3.	Rasheed Brooks, Ole Miss	Feb. 14, 2017	7
	Chris Daniels, Georgia	March 8, 2002	7
	T. J. Cleveland, Arkansas	March 11, 2000	7
	Eddie Shannon, Florida	Jan. 20, 1999	7
	John Pelphrey, Kentucky	Feb. 15, 1990	7
	Mike Ferrara, Colgate	Nov. 28, 1990	7



# Team Single-Game Records



## MOST POINTS SCORED

1.	159 — Northern Arizona (159-86)	Dec. 28, 1991
2.	148 — vs. Loyola Marymount (148-141)	Feb. 3, 1990
3.	128 — vs. Louisiana College (128-74)	Dec. 7, 1953
3.	128 -- vs. Tennessee Martin (128-89)	Dec. 20, 1988
5.	127 — vs. Tulane (127-114)	Feb. 9, 1970

## HIGHEST VICTORY MARGIN

1.	94 — LSU 124, Southwestern (TN) 33	Dec. 8, 1952
2.	75 — LSU 112, Grambling State 37	Nov. 20, 1999
3.	73 — LSU 159, Northern Arizona 86	Dec. 28, 1991
4.	62 — LSU 123, Nicholls State 61	Dec. 30, 1991
5.	60 — LSU 80, Sewanee 20	Jan. 5, 1934
6.	56 — LSU 69, Louisiana-Lafayette 13	Dec. 1915
	56 — LSU 66, Millsaps 10	Feb. 6, 1918

## OPPONENT MOST POINTS SCORED

1.	130 — by Florida State (FSU 130-100)	Dec. 16, 1967
2.	141 — by Loyola Marymount (LSU 148-141)	Feb. 3, 1990
3.	129 — by Kentucky (UK 129-97)	Jan. 16, 1996
4.	127 — by Kentucky (UK 127-80)	March 4, 1995
5.	121 — by Kentucky (UK 121-95)	Jan. 27, 1968
	121 — by Kentucky (UK 121-105)	Feb. 21, 1970

## OPPONENTS MARGIN OF VICTORY

1.	49 — UCLA 133, LSU 84	Dec. 23, 1969
2.	47 — Kentucky 127, LSU 80	March 4, 1995
3.	46 — Vanderbilt 106, LSU 60	March 8, 1965
4.	44 — Oklahoma State 111, LSU 67	Dec. 20, 1994
5.	41 — Auburn 101, LSU 60	Feb. 13, 1965
6.	40 — Florida 102, LSU 62	Jan. 4, 1965
	40 — St. John's 102, LSU 62	Dec. 29, 1965

## MOST FIELD GOALS MADE

1.	61 — vs. Northern Arizona	Dec. 28 1991
1.	61 — vs. Loyola Marymount	Feb. 3, 1990
3.	48 — vs. Loyola Marymount	Dec. 20, 1990
4.	47 — vs. McNeese State	Jan. 20, 1992
	47 — vs. Southeastern Louisiana	Nov. 26, 1990
	47 — vs. Nicholls State	Dec. 29, 1990

## MOST THREE-POINT FIELD GOALS MADE

1.	17 -- vs. Vanderbilt	Dec. 29, 2016
	17 — vs. Tennessee	March 1, 2003
3.	16 — vs. Auburn	Feb. 26, 2003
4.	15 -- vs. Arkansas	Feb. 3, 2018
5.	13 -- at Florida	March 1, 2014
	13 -- vs. Grambling State	Dec. 13, 2008
	13 — vs. Chaminade	Nov. 20, 2007
	13 — vs. Texas A&M	Nov. 30, 2002
	13 — vs. Northwestern State	Dec. 2, 2001
	13 — vs. Maryland Baltimore County	Dec. 30, 1994
	13 — vs. Ole Miss	March 10, 1989

## MOST FREE THROWS MADE

1.	41 — vs. Tulane	Dec. 22, 1979
2.	38 — vs. Florida	Jan. 16, 1993
3.	37 -- vs. Georgia	Jan. 26, 2016
	37 — vs. Vanderbilt	Feb. 6, 1988

5.	36 — vs. Tennessee	Feb. 23, 1991
6.	33 — vs. Ole Miss	Jan. 14, 1984
	33 — vs. Loyola (Chicago)	Dec. 6, 1982
8.	32 -- vs. Northwestern State	Nov. 12, 2010
	32 — vs. Texas A&M	Dec. 8, 1982
	32 — vs. Arkansas	Jan. 11, 1992

## MOST REBOUNDS

1.	80 — vs Montana State	Dec. 27, 1976
2.	65 — vs. Loyola Marymount	Feb. 3, 1990
3.	63 — vs. Nicholls State	Dec. 30, 1991
4.	62 — vs. Hawaii Pacific	Nov. 27, 1982
5.	61 — vs. Northern Arizona	Dec. 28, 1991
6.	60 — vs. McNeese State	Dec. 20, 1992
	60 — vs. Troy	Dec. 6, 1994
	60 — vs. Troy	Dec. 22, 1999

## ASSISTS

1.	38 — vs. George Mason	Dec. 3, 1994
2.	33 — vs. Loyola Marymount	Feb. 3, 1990
	33 — vs. Georgia State	Dec. 28, 1994
4.	30 — vs. Southern	Nov. 29, 1995
	30 — vs. Texas A&M Corpus Christi	Dec. 14, 2002
6.	29 -- vs. Samford	Nov. 16, 2017
	29 — vs. Northern Arizona	Dec. 28, 1991
	29 — vs. Troy	Dec. 6, 1994
	29 — vs. Grambling State	Nov. 28, 1999

## STEALS

1.	23 — vs. Tennessee	Feb. 23, 1991
2.	20 — vs. Southeastern Louisiana	Nov. 26, 1990
	20 — vs. Nicholls State	Dec. 29, 1990
4.	19 -- vs. Texas A&M	Jan. 23, 2013
5.	18 — vs. Marist	Nov. 25, 1988
	18 — vs. Central Connecticut State	Jan. 19, 1993
7.	17 — vs. Auburn	Jan. 9, 1993
	17 — vs. Cornell	Dec. 30, 1995
	17 — vs. Loyola Marymount	Dec. 20, 1990

## BLOCKS

1.	16 — vs. Texas	Jan. 2, 1990
	16 -- vs. Alcorn State	Nov. 20, 2008
3.	14 — vs. Alabama	March 5, 2008
	14 — vs. Georgia	Jan. 25, 2006
	14 — vs. Loyola Marymount	Feb. 3, 1990
6.	13 -- vs. South Carolina	Jan. 28, 2015
	13 -- vs. Houston Baptist	Dec. 28, 2012
	13 — vs. Tennessee	Jan. 14, 2006
	13 — vs. Louisiana-Lafayette	Nov. 21, 2004
	13 — vs. Texas A&M Corpus Christi	Dec. 14, 2002
	13 — vs. Auburn	March 1, 1980
	13 — vs. Georgia	Jan. 7, 1991



# Team Season Records



## WINS

1.	31	1980-81
2.	28	1999-00
3.	27	2008-09
3.	27	2005-06
5.	26	1985-86
	26	1979-80
7.	24	1986-87
8.	23	1989-90
	23	1978-79
10.	22	2014-15
	22	1992-93
	22	1969-70
	22	1952-53

## WINNING PCT. (MIN. 10 WINS)

1.	.938 (15-1)	1921-22
2.	.933 (14-1)	1934-35
3.	.923 (12-1)	1917-18
4.	.909 (10-1)	1916-17
	.909 (10-1)	1914-15
6.	.905 (19-2)	1919-20
7.	.880 (22-3)	1952-53
8.	.861 (31-5)	1980-81
9.	.857 (18-3)	1945-46
10.	.826 (19-4)	1920-21

## GAMES PLAYED

1.	39	1986-87
2.	38	1985-86
3.	36	2005-06
	36	1980-81
5.	35	2008-09
6.	34	2013-14
	34	2001-02
	34	1999-00
9.	33	2017-18
	33	2015-16
	33	2014-15
	33	2011-12
	33	1992-93

## FIELD GOALS ATTEMPTS

1.	2403	1969-70
2.	2327	1985-86
3.	2303	1988-89
4.	2261	1986-87
5.	2194	1989-90
6.	2155	1992-93
7.	2144	1980-81
8.	2093	2008-09
9.	2092	2005-06
10.	2067	2013-14

## FIELD GOALS MADE

1.	1170	1985-86
2.	1159	1969-70
3.	1116	1989-90
4.	1115	1988-89
5.	1098	1980-81
6.	1047	1986-87
7.	1019	1979-80
8.	1010	1990-91
9.	1000	1991-92
10.	972	2005-06

## 3-POINT FG ATTEMPTED

1.	774	2017-18
2.	675	2013-14
3.	658	2012-13
4.	624	2007-08
5.	620	2015-16
6.	614	1995-96
7.	584	2016-17
8.	572	2008-09
9.	571	2002-03
	571	2004-05

## 3-POINT FG MADE

1.	268	2017-18
2.	234	2012-13
3.	231	2013-14
4.	215	2002-03
5.	213	2008-09
6.	205	2004-05
7.	204	2001-02
8.	203	2015-16
9.	201	2007-08
10.	196	2016-17
	196	1999-00

## 3-POINT FG PERCENTAGE

1.	.401	1986-87
2.	.388	1988-89
3.	.377	2002-03
4.	.372	2008-09
5.	.368	1992-93
6.	.367	1991-92

## FIELD GOAL PERCENTAGE

1.	.521	1978-79
2.	.520	1970-71
3.	.512	1980-81
4.	.509	1989-90
	.509	1979-80
6.	.503	1985-86
7.	.501	1984-85
8.	.495	1990-91
9.	.490	1991-92
10.	.488	1973-74

## FREE THROWS MADE

1.	667	1969-70
2.	653	1980-81
3.	573	1990-91
4.	569	2015-16
5.	557	1988-89
6.	552	1999-00
7.	542	2005-06
8.	537	1985-86
9.	536	1989-90
10.	530	2008-09

## FREE THROWS ATTEMPTS

1.	944	1980-81
2.	917	1969-70
3.	858	1999-00
4.	856	2015-16
5.	840	1990-91
6.	820	1991-92
7.	804	1988-89
8.	786	2005-06
9.	782	1986-87
10.	774	1983-84

## FREE THROW PERCENTAGE

1.	.770	1988-89
2.	.750	1985-86
3.	.741	2007-08
4.	.737	1963-64
5.	.731	2017-18
6.	.730	2004-05
7.	.727	1969-70
8.	.720	1972-73
9.	.716	2008-09
10.	.714	1984-85
	.714	1967-68

## REBOUNDS

1.	1691	1969-70
2.	1457	1989-90
3.	1447	2005-06
4.	1401	1986-87
5.	1373	1999-00
6.	1365	2008-09
7.	1334	2013-14
8.	1316	1990-91
9.	1308	1991-92
10.	1298	1985-86
	1298	1964-65

## REBOUND AVERAGE

1.	52.8	1969-70
2.	49.9	1964-65
3.	47.1	1962-63
4.	47.0	1963-64
	47.0	1961-62
6.	46.5	1954-55
7.	46.2	1977-78
8.	46.0	1970-71
	46.0	1968-69
10.	45.5	1989-90
	45.5	1976-77

## PERSONAL FOULS

1.	747	1986-87
2.	727	1980-81
3.	697	1978-79
4.	675	1977-78
5.	669	1979-80
6.	663	1982-83
7.	661	1989-90
8.	660	1969-70
9.	657	1985-86
10.	639	1973-74

## FOULED OUT

1.	37	1973-74
	37	1952-53
3.	33	1978-79
	33	1977-78
5.	32	1976-77
6.	30	1957-58
7.	29	1974-75
8.	28	1989-90
	28	1969-70
10.	27	1988-89
	27	1972-73
	27	1971-72

## ASSISTS

1.	616	1974-75
2.	577	1985-86
3.	566	1990-91
4.	547	2005-06
5.	538	1975-76
6.	529	2008-09
7.	527	1986-87
7.	527	1980-81
9.	526	1989-90
10.	525	1988-89

## BLOCKED SHOTS

1.	236	2005-06
2.	225	1989-90
3.	212	2008-09
4.	206	1991-92
5.	204	2014-15
6.	199	2013-14
7.	198	1990-91
8.	196	2007-08
9.	180	1999-00
10.	155	2006-07

## STEALS

1.	352	1986-87
2.	316	1990-91
2.	316	1992-93
4.	313	1999-00
5.	311	1991-92
6.	306	1985-86
7.	298	2005-06
8.	297	1980-81
9.	282	2012-13
10.	280	2001-02

## POINTS

1.	2985	1969-70
2.	2966	1988-89
3.	2921	1989-90
4.	2877	1985-86
5.	2851	1980-81
6.	2785	1986-87
7.	2713	1991-92
	2713	1990-91
9.	2633	2005-06
10.	2617	2008-09

## SCORING AVERAGE

1.	93.3	1969-70
2.	92.7	1988-89
3.	91.3	1989-90
4.	90.4	1990-91
5.	89.1	1968-69
6.	88.7	1967-68
7.	87.5	1991-92
8.	85.6	1970-71
9.	84.1	1977-78
10.	83.5	1974-75

# Opponent Team Season Records

## POINTS

1.	2861	1988-89
2.	2860	1969-70
3.	2679	1985-86
4.	2658	1986-87
5.	2620	1989-90
6.	2572	2016-17
7.	2543	2015-16
8.	2463	2017-18
9.	2449	1980-81
10.	2433	1992-93

## FIELD GOALS MADE

1.	1117	1969-70
2.	1113	1985-86
3.	1096	1988-89
4.	973	1986-87
5.	971	1980-81
6.	919	1992-93
7.	918	2013-14
8.	915	2015-16
9.	903	1990-91
10.	901	1989-90

## FIELD GOALS ATTEMPTED

1.	2497	1969-70
2.	2263	1988-89
3.	2257	1985-86
4.	2240	1986-87
5.	2222	1989-90
6.	2137	2005-06
7.	2129	1990-91

## FIELD GOAL PERCENTAGE

1.	.511	1981-82
2.	.493	1985-86
3.	.492	1966-67
4.	.489	1993-94
5.	.484	1974-75
	.484	1988-89
7.	.472	2016-17
	.472	1984-85
9.	.471	1983-84
	.471	1980-81

## FREE THROWS MADE

1.	626	1969-70
2.	603	1956-57
3.	569	1986-87
4.	565	1955-56
5.	561	1989-90
6.	545	2013-14
7.	533	1983-84
8.	529	1994-95

## FREE THROW ATTEMPTS

1.	928	1969-70
2.	881	1955-56
3.	863	1956-57
4.	800	1989-90
5.	789	1954-55
6.	784	1994-95
7.	778	2013-14
8.	758	1995-96
9.	747	1983-84

## FREE THROW PERCENTAGE

1.	.744	1962-63
2.	.737	1984-85
3.	.733	1986-87
4.	.729	1974-75
5.	.725	1970-71
6.	.719	1980-81
7.	.718	2016-17
8.	.714	1983-84

## 3-POINT FG MADE

1.	277	2017-18
	277	2016-17
3.	262	2015-16
4.	257	1989-90
5.	233	2005-06
	233	1999-00
7.	226	2001-02
	226	1994-95
9.	225	2004-05
10.	221	1996-97
	221	1995-96

## 3-POINT FG ATTEMPTS

1.	785	2017-18
2.	749	2015-16
3.	745	1999-00
4.	734	1989-90
5.	724	2016-17
6.	684	2001-02
7.	677	2005-06
8.	646	1995-96
9.	629	1994-95

## 3-POINT FG PERCENTAGE

1.	.390	1986-87
2.	.383	2016-17
3.	.379	2004-05
4.	.369	2000-01
5.	.365	1996-97
6.	.361	1988-89
7.	.358	2013-14
8.	.354	2002-03
	.354	1990-91
10.	.353	2017-18.

## REBOUNDS

1.	1485	1969-70
2.	1417	1986-87
3.	1346	1967-68
4.	1344	1988-89
5.	1332	1965-66

## REBOUND AVERAGE

1.	52.5	1955-56
2.	52.2	1957-58
2.	52.2	1956-57
4.	51.7	1967-68
5.	51.2	1965-66

## PERSONAL FOULS

1.	848	1980-81
2.	780	1986-87
3.	764	1979-80
4.	743	1999-00
5.	710	1985-86

## ASSISTS

1.	560	1985-86
2.	545	1988-89
3.	530	1992-93
4.	499	1974-75
5.	491	1993-94

## BLOCKED SHOTS

1.	158	1992-93
2.	150	2005-06
3.	133	2010-11
4.	132	2011-12
5.	129	2012-13
6.	126	2013-14
7.	123	2014-15
8.	119	1997-98
	119	1993-94
	119	1985-86

## STEALS

1.	301	1996-97
2.	290	1998-99
3.	274	1989-90
4.	269	1994-95
5.	265	1999-00

## SCORING AVERAGE

1.	89.7	1974-75
2.	89.4	1988-89
2.	89.4	1969-70
4.	87.5	1968-69
5.	86.1	1967-68
6.	83.0	2016-17
7.	81.9	1989-90
8.	81.2	1994-95
9.	81.3	1993-94


## FOULED OUT

1.	42	1980-81
2.	38	1977-78
3.	37	1983-84
4.	35	1982-83
4.	35	1969-70

# Records by Class



**Kenny Higgs**



**Chris Jackson**

## GAMES

Fr.	Tasmin Mitchell (36), 2005-06
	Garrett Temple (36), 2005-06
	Ben Voogd (36), 2005-06
	Johnny Jones (36), 1980-81
	Leonard Mitchell (36), 1980-81
So.	Fess Irvin (37), 1986-87
Jr.	Bernard Woodside (39), 1986-87
Sr.	Oliver Brown (38), 1986-87
	Anthony Wilson (38), 1986-87

## FIELD GOAL ATTEMPTS

Fr.	Chris Jackson (739), 1988-89
So.	Pete Maravich (1022), 1967-68
Jr.	Pete Maravich (976), 1968-69
Sr.	Pete Maravich (1168), 1969-70

## FIELD GOALS MADE

Fr.	Chris Jackson (359), 1988-89
So.	Pete Maravich (432), 1967-68
Jr.	Pete Maravich (433), 1968-69
Sr.	Pete Maravich (522), 1969-70

## FIELD GOAL PERCENTAGE

Fr.	Vernel Singleton (.571), 1988-89
So.	Rudy Macklin (.622), 1977-78
Jr.	Ralph Jukkola (.638), 1967-68
Sr.	Dave Ramsden (.675), 1968-69

## 3-POINT FIELD GOALS MADE

Fr.	Chris Jackson (84), 1988-89
So.	Chris Jackson (88), 1989-90
Jr.	Marcus Thornton (90), 2007-08
Sr.	Anthony Wilson (95), 1986-87

## 3-POINT FIELD GOAL PERCENTAGE

Fr.	Fess Irvin (.463), 1986-87
So.	Jamie Brandon (.509), 1992-93
Jr.	Landers Nolley (.421), 1994-95
Sr.	Justin Anderson (.489), 1991-92

## FREE THROW ATTEMPTS

Fr.	Ben Simmons (297), 2015-16
So.	Pete Maravich (338), 1967-68
Jr.	Pete Maravich (378), 1968-69
Sr.	Pete Maravich (436), 1969-70

## FREE THROWS MADE

Fr.	Ben Simmons (199), 2015-16
So.	Pete Maravich (274), 1967-68
Jr.	Pete Maravich (282), 1968-69
Sr.	Pete Maravich (337), 1969-70

## FREE THROW PERCENTAGE

Fr.	Jordy Hultberg (.867), 1976-77
So.	Chris Jackson (.909), 1989-90
Jr.	Kenny Drost (.902), 1965-66
Sr.	Derrick Taylor (.880), 1985-86

## REBOUNDS

Fr.	Ben Simmons (368), 2015-16
So.	Al Sanders (474), 1969-70
Jr.	Shaquille O'Neal (421), 1991-92
Sr.	Bob Pettit (432), 1953-54

## REBOUND AVERAGE

Fr.	Ben Simmons (11.8), 2015-16
	Rudy Macklin (11.8), 1976-77
So.	Al Sanders (14.8), 1969-70
Jr.	Al Sanders (14.8), 1970-71
Sr.	Bob Pettit (17.3), 1953-54

## ASSISTS

Fr.	Tremont Waters (198), 2017-18
So.	Kenny Higgs (173), 1975-76
Jr.	Kenny Higgs (239), 1976-77
Sr.	Pete Maravich (192), 1969-70

## STEALS

Fr.	Clarence Ceasar (90), 1991-92
So.	Jerry Reynolds (81), 1983-84
Jr.	Darryl Joe (93), 1986-87
Sr.	Derrick Taylor (86), 1985-86

## POINTS

Fr.	Chris Jackson (965), 1988-89
So.	Pete Maravich (1138), 1967-68
Jr.	Pete Maravich (1148), 1968-69
Sr.	Pete Maravich (1381), 1969-70

## SCORING AVERAGE

Fr.	Chris Jackson (30.2), 1988-89
So.	Pete Maravich (43.8), 1967-68
Jr.	Pete Maravich (44.2), 1968-69
Sr.	Pete Maravich (44.5), 1969-70

## BLOCKED SHOTS

Fr.	Shaquille O'Neal (115), 1989-90
So.	Shaquille O'Neal (140), 1990-91
Jr.	Shaquille O'Neal (157), 1991-92
Sr.	Chris Johnson (95), 2008-09

## MOST SINGLE GAME PTS (SINCE 1967)

Fr.	Chris Jackson (55), vs. Ole Miss, 3-4-89
	Chris Jackson (53), vs. Florida, 2-10-88
	Chris Jackson (48), vs. Florida, 3-1-89
	Chris Jackson (48), vs. La. Tech, 12-6-88
	Ben Simmons (43), vs. N. Florida, 12-2-15
So.	Pete Maravich (59), vs. Alabama, 2-17-68
	Pete Maravich (58), vs. Miss. St., 12-22-67
	Pete Maravich (55), vs. Tulane, 2-21-68
	Pete Maravich (55), vs. Auburn, 1-3-68
Jr.	Pete Maravich (66), vs. Tulane, 2-10-69
	Pete Maravich (58), vs. Georgia, 3-8-69
	Pete Maravich (55), vs. Miss. St., 3-3-69
	Pete Maravich (55), vs. Tulane, 12-14-68
Sr.	Pete Maravich (69), vs. Alabama, 2-7-70
	Pete Maravich (64), vs. Kentucky, 2-21-70
	Pete Maravich (61), vs. Vandy, 12-11-69

(Note: Bob Pettit in 1953-54 had games of 60 vs. La. College and 57 vs. Georgia.)



# Yearly Leaders

## SCORING LEADERS

YEAR	PLAYER	GMS.	PTS.	AVG.
1945	Clyde Lindsey	24	377	15.7
1946	Joe Bill Adcock	21	391	18.6
1947	Frank Brian	21	340	16.2
1948	Bob Meador	25	244	9.8
1949	Bob Meador	25	306	12.2
1950	Joe Dean	25	271	10.8
1951	Joe Dean	24	362	15.1
1952	Bob Pettit	24	612	25.5
1953	Bob Pettit	21	519	24.7
1954	Bob Pettit	25	785	31.4
1955	Roger Sigler	24	360	15.0
1956	Roger Sigler	20	501	25.1
1957	Roger Sigler	25	459	18.4
1958	Dom Merle	25	308	12.3
1959	Jim Crisco	25	305	12.2
1960	George Nattin	16	217	13.5
1961	George Nattin	25	413	16.5
1962	George Nattin	24	306	12.7
1963	Dick Maile	24	337	14.0
1964	Dick Maile	25	518	20.7
1965	Dick Maile	25	429	17.1
1966	Harry Heroman	26	458	17.6
1967	Kenny Drost	26	430	16.5
1968	Pete Maravich	26	1138	43.8
1969	Pete Maravich	26	1148	44.2
1970	Pete Maravich	31	1381	44.5
1971	Al Sanders	25	523	20.9
1972	Bill Newton	26	492	18.9
1973	Eddie Palubinskas	24	447	18.6
1974	Glenn Hansen	25	485	19.4
1975	Glenn Hansen	25	542	21.7
1976	Kenny Higgs	26	577	22.2
1977	Kenny Higgs	27	479	17.7
1978	Durand Macklin	27	513	19.0
1979	Al Green	29	512	17.7
1980	Durand Macklin	32	563	17.6
1981	Howard Carter	36	576	16.0
1982	Howard Carter	28	467	16.7
1983	Howard Carter	32	564	17.6
1984	Jerry Reynolds	29	411	14.2
1985	Nikita Wilson	29	436	15.0
1986	John Williams	37	658	17.8
1987	Anthony Wilson	38	632	16.6
1988	Ricky Blanton	30	511	17.0
1989	Chris Jackson	32	965	30.2
1990	Chris Jackson	32	889	27.8
1991	Shaquille O'Neal	28	774	27.6
1992	Shaquille O'Neal	30	722	24.1
1993	Geert Hammink	32	488	15.2
1994	Jamie Brandon	27	445	16.5
1995	Ronnie Henderson	27	630	23.3
1996	Ronnie Henderson	23	502	21.8
1997	Duane Spencer	30	452	15.1
1998	Maurice Carter	27	388	14.4
1999	Maurice Carter	27	466	17.3
2000	Stromile Swift	34	550	16.2
2001	Ronald Dupree	29	503	17.3
2002	Ronald Dupree	34	552	16.2
2003	Ronald Dupree	32	504	15.8
2004	Jaime Lloreda	22	372	16.9
2005	Brandon Bass	30	520	17.3
2006	Glen Davis	36	669	18.6
2007	Glen Davis	29	512	17.7
2008	Marcus Thornton	31	608	19.6
2009	Marcus Thornton	35	739	21.1
2010	Tasmin Mitchell	31	521	16.8
2011	Ralston Turner	27	332	12.3
2012	Justin Hamilton	33	426	12.9
2013	Johnny O'Bryant III	29	393	13.6
2014	Johnny O'Bryant III	34	525	15.4
2015	Jarell Martin	33	558	16.9
2016	Ben Simmons	33	632	19.2
2017	Antonio Blakeney	31	533	17.2
2018	Tremont Waters	33	525	15.9

## 3-PT FG LEADERS

YEAR	PLAYER	NO.
1987	Anthony Wilson	95
1988	Darryl Joe	38
1989	Chris Jackson	84
1990	Chris Jackson	88
1991	Mike Hansen	58

1992	Clarence Ceasar	63
1993	Maurice Williamson	24
1994	Ronnie Henderson	72
1995	Ronnie Henderson	68
1996	Ronnie Henderson	49
1997	Terrance Simmons	21
1998	Maurice Carter	44
1999	Maurice Carter	71
2000	Torris Bright	55
2001	Collis Temple III	53
2002	Torris Bright	76
2003	Torris Bright	62
2004	Darrel Mitchell	67
2005	Darrel Mitchell	67
2006	Darrel Mitchell	82
2007	Terry Martin	52
2008	Marcus Thornton	90
2009	Marcus Thornton	78
2010	Bo Spencer	61
2011	Andre Stringer	57
2012	Ralston Turner	51
2013	Andre Stringer	67
2014	Andre Stringer	74
2015	Keith Hornsby	72
2016	Antonio Blakeney	52
2017	Antonio Blakeney	53
2018	Tremont Waters	72

## REBOUND LEADERS

YEAR	PLAYER	GMS.	REB.	AVG.
1952	Bob Pettit	24	328	13.7
1953	Bob Pettit	25	298	11.9
1954	Bob Pettit	25	432	17.3
1955	Ned Clark	24	380	15.8
1956	Roger Sigler	20	276	13.8
1957	Troy Rushing	25	258	10.3
1958	Jim Crisco	25	225	9.0
1959	Jim Crisco	25	192	7.6
1960	Tom Conklin	23	143	6.2
1961	Tom Conklin	25	227	9.0
1962	Maury Drummond	24	301	12.5
1963	Dick Maile	24	263	10.9
1964	Dick Maile	25	263	10.5
1965	Dick Maile	25	246	9.8
	Bill Wilson	26	246	9.4
1966	Harry Heroman	26	202	7.7
1967	Ralph Jukkola	26	187	7.2
1968	Ralph Jukkola	26	226	8.6
1969	Dave Ramsden	26	281	10.8
1970	Al Sanders	32	474	14.8
1971	Al Sanders	25	369	14.7
1972	Al Sanders	26	325	12.5
1973	Collis Temple	24	160	6.9
1974	Collis Temple	26	273	10.5
1975	Glenn Hansen	26	250	10.0
1976	Ed LeBlanc	26	271	10.4
1977	Durand Macklin	26	306	11.8
1978	Durand Macklin	27	286	10.6
1979	Lionel Green	29	321	11.1
1980	Durand Macklin	32	309	9.7
1981	Durand Macklin	36	351	9.8
1982	Leonard Mitchell	27	206	7.6
1983	Leonard Mitchell	31	282	9.1
1984	Jerry Reynolds	29	239	8.2
1985	Nikita Wilson	29	201	6.9
1986	John Williams	37	313	8.5
1987	Oliver Brown	38	278	7.3
1988	Ricky Blanton	30	265	8.8
1989	Ricky Blanton	32	261	8.2
1990	Shaquille O'Neal	32	285	12.0
1991	Shaquille O'Neal	28	411	14.7
1992	Shaquille O'Neal	30	421	14.0
1993	Geert Hammink	32	325	10.2
1994	Clarence Ceasar	27	169	6.3
1995	Clarence Ceasar	22	153	7.0
1996	Roman Rubchenko	29	201	6.9
1997	Duane Spencer	30	230	7.7
1998	Cedric Carter	27	164	6.1
1999	Jabari Smith	27	262	9.7
2000	Stromile Swift	34	279	8.2
2001	Ronald Dupree	29	256	8.8
2002	Ronald Dupree	34	290	8.5
2003	Jaime Lloreda	30	269	9.0
2004	Jaime Lloreda	22	256	11.6

2005	Brandon Bass	30	272	9.1
2006	Glen Davis	36	350	9.7
2007	Glen Davis	29	303	10.4
2008	Anthony Randolph	31	263	8.5
2009	Chris Johnson	35	253	7.23
2010	Tasmin Mitchell	31	292	9.4
2011	Storm Warren	29	165	5.7
2012	Justin Hamilton	33	238	7.2
2013	Johnny O'Bryant III	29	253	8.7
2014	Johnny O'Bryant III	34	262	7.7
2015	Jordan Mickey	33	308	9.9
2016	Ben Simmons	33	388	11.8
2017	Duop Reath	31	193	6.2
2018	Aaron Epps	32	177	5.5

## ASSIST LEADERS

YEAR	PLAYER	GMS.	ASST.	AVG.
1968	Pete Maravich	26	105	4.0
1969	Pete Maravich	26	128	4.9
1970	Pete Maravich	31	192	6.1
1971	Tommy Hess	26	130	5.0
1972	Tommy Hess	24	121	5.0
1973	Eddie Palubinskas	24	99	4.1
1974	Eddie Palubinskas	24	97	3.7
1975	Mike Darnall	20	133	6.6
1976	Kenny Higgs	26	173	6.6
1977	Kenny Higgs	27	239	8.8
1978	Ethan Martin	26	118	4.5
1979	Ethan Martin	29	156	5.3
1980	Ethan Martin	32	174	5.4
1981	Ethan Martin	34	190	5.5
1982	Derrick Taylor	28	90	3.2
1983	Johnny Jones	31	124	4.0
1984	John Tudor	29	104	3.5
1985	Jerry Reynolds	29	105	3.6
1986	Derrick Taylor	38	146	3.8
1987	Bernard Woodside	39	115	2.9
1988	Bernard Woodside	30	136	4.5
1989	Ricky Blanton	32	147	4.6
1990	Maurice Williamson	32	118	3.8
1991	T.J. Pugh	30	196	6.5
1992	Jamie Brandon	29	103	3.6
1993	Andre Owens	33	90	2.7
1994	Andre Owens	24	96	4.0
1995	Randy Livingston	16	151	9.4
1996	Gene Nabors	29	95	3.3
1997	Gene Nabors	30	72	2.4
1998	DeJuan Collins	23	79	3.4
1999	Jamaal Wolfe	24	60	2.5
2000	Torris Bright	34	147	4.3
2001	Torris Bright	29	118	4.1
2002	Torris Bright	34	129	3.8
2003	Torris Bright	32	150	4.7
2004	Xavier Whipple	29	88	3.0
2005	Tack Minor	30	137	4.6
2006	Darrel Mitchell	36	160	4.4
2007	Garrett Temple	32	138	4.3
2008	Garrett Temple	31	111	3.6
2009	Garrett Temple	35	134	3.8
2010	Chris Bass	31	97	3.1
2011	Andre Stringer	32	85	2.6
2012	Anthony Hickey	33	125	3.8
2013	Anthony Hickey	29	109	3.7
2014	Anthony Hickey	34	125	3.7
2015	Tim Quarterman	33	133	4.0
2016	Ben Simmons	33	158	4.8
2017	Skylar Mays	31	113	3.6
2018	Tremont Waters	33	198	6.0

## BLOCK LEADERS

YEAR	PLAYERS	GMS.	BLKS.	AVG.
1979	Lionel Green	29	61	2.1
1980	Durand Macklin	32	19	0.6
1981	Leonard Mitchell	36	20	0.6
1982	Leonard Mitchell	27	11	0.4
1983	Leonard Mitchell	31	31	1.0
1984	Leonard Mitchell	24	20	0.8
1985	Nikita Wilson	29	25	0.9
1986	John Williams	37	22	0.6
1987	Jose Vargas	38	44	1.2
1988	Jose Vargas	30	31	1.0
1989	Wayne Sims	32	41	1.3
1990	Shaquille O'Neal	32	115	3.6
1991	Shaquille O'Neal	28	140	5.0



# Yearly Leaders

1992	Shaquille O'Neal	30	157	5.2
1993	Geert Hammink	32	30	0.9
1994	Glover Jackson	23	15	0.7
1995	Misha Mutavdzic	26	24	0.9
1996	Roman Rubchenko	29	18	0.6
1997	Bob Hall	23	23	1.0
1998	Cedric Carter	27	16	0.6
1999	Stromile Swift	16	35	2.2
2000	Stromile Swift	34	95	2.8
2001	Ronald Dupree	29	17	0.6
2002	Ronald Dupree	34	22	0.6
2003	Jaime Lloreda	30	61	2.0
2004	Brandon Bass	29	56	1.9
2005	Brandon Bass	30	48	1.6
2006	Tyrus Thomas	32	99	3.1
2007	Garrett Temple	32	34	1.1
2008	Chris Johnson	25	66	2.6
2009	Chris Johnson	35	95	2.7
2010	Storm Warren	31	44	1.4
2011	Malcom White	32	36	1.1
2011	Storm Warren	29	34	1.17
2012	Justin Hamilton	33	43	1.3
2013	Andrew Del Piero	31	34	1.1
2014	Jordan Mickey	34	106	3.1
2015	Jordan Mickey	33	113	3.6
2016	Ben Simmons	33	27	0.8
2017	Duop Reath	31	46	1.5
2018	Duop Reath	33	32	0.9

## STEAL LEADERS

YEAR	PLAYER	GMS.	STLS.	AVG.
1979	Ethan Martin	29	64	2.2
1980	Ethan Martin	32	73	2.2
1981	Ethan Martin	34	83	2.4
1982	Derrick Taylor	28	51	1.8
1983	Jerry Reynolds	32	65	2.0
1984	Jerry Reynolds	29	81	2.8
1985	Jerry Reynolds	29	48	1.6
1986	Derrick Taylor	38	84	2.2
1987	Darryl Joe	37	93	2.5
1988	Darryl Joe	30	80	2.7
1989	Chris Jackson	32	57	1.7
1990	Maurice Williamson	31	55	1.8
1991	Shawn Griggs	29	81	2.8
1992	Clarence Ceasar	31	90	2.9
1993	Clarence Ceasar	32	74	2.3
1994	Clarence Ceasar	27	80	3.0
1995	Clarence Ceasar	22	66	3.0
1996	Ronnie Henderson	23	40	1.7
1997	Gene Nabors	30	39	1.3
1998	DeJuan Collins	23	34	1.5
1999	Jabari Smith	27	32	1.2
2000	Stromile Swift	34	70	2.1
2001	Torris Bright	29	57	2.0
2002	Jermaine Williams	34	76	2.2
2003	Torris Bright	32	59	1.8
2004	Darrel Mitchell	29	50	1.7
2005	Darrel Mitchell	30	54	1.8
2006	Darrel Mitchell	36	70	1.9
2008	Marcus Thornton	31	43	1.4
2009	Garrett Temple	35	60	1.7
2010	Tasmin Mitchell	31	41	1.3
2011	Storm Warren	29	38	1.3
2012	Anthony Hickey	33	69	2.1
2013	Anthony Hickey	29	85	2.9
2014	Anthony Hickey	34	62	1.8
2015	Tim Quarterman	33	47	1.4
2016	Ben Simmons	33	65	1.9
2017	Skylar Mays	31	40	1.3
2018	Tremont Waters	33	67	2.0

## FIELD GOALS MADE

YEAR	PLAYERS	FG.
1952	Bob Pettit	247
1953	Bob Pettit	193
1954	Bob Pettit	281
1955	Roger Sigler	125
1956	Roger Sigler	175
1957	Roger Sigler	174
1958	Dom Merle	129
1959	Jim Crisco	118
1960	Dick Davies	91

1961	George Nattin	165
1962	George Nattin	122
1963	George Nattin	125
1964	Dick Maile	214
1965	Dick Maile	168
1966	Harry Heroman	166
1967	Kenny Drost	168
1968	Pete Maravich	432
1969	Pete Maravich	433
1970	Pete Maravich	522
1971	Al Sanders	209
1972	Bill Newton	210
1973	Ed Palubinskas	155
1974	Glenn Hansen	202
1975	Glenn Hansen	225
1976	Kenny Higgs	216
1977	Durand Macklin	161
1978	Durand Macklin	217
1979	DeWayne Scales	227
1980	Durand Macklin	232
1981	Howard Carter	233
1982	Howard Carter	199
1983	Howard Carter	234
1984	Jerry Reynolds	162
1985	Nikita Wilson	183
1986	John Williams	269
1987	Anthony Wilson	233
1988	Ricky Blanton	196
1989	Chris Jackson	359
1990	Chris Jackson	305
1991	Shaquille O'Neal	312
1992	Shaquille O'Neal	294
1993	Geert Hammink	190
1994	Clarence Ceasar	152
1995	Ronnie Henderson	219
1996	Ronnie Henderson	183
1997	Duane Spencer	157
1998	Maurice Carter	131
1999	Maurice Carter	159
2000	Stromile Swift	202
2001	Ronald Dupree	183
2002	Ronald Dupree	220
2003	Ronald Dupree	199
2004	Jaime Lloreda	140
2005	Brandon Bass	181
2006	Glen Davis	250
2007	Glen Davis	178
2008	Marcus Thornton	212
2009	Marcus Thornton	256
2010	Tasmin Mitchell	196
2011	Ralston Turner	110
2012	Justin Hamilton	158
2013	Johnny O'Bryant III	153
2014	Johnny O'Bryant III	203
2015	Jarell Martin	202
2016	Ben Simmons	216
2017	Antonio Blakeney	194
2018	Tremont Waters	168

## FREE THROWS MADE

YEAR	PLAYERS	FT.
1952	Bob Pettit	118
1953	Bob Pettit	133
1954	Bob Pettit	223
1955	Roger Sigler	110
1956	Roger Sigler	151
1957	Roger Sigler	111
1958	Jim Crisco	120
1959	Carey Guglielmo	74
1960	Dick Davies	66
	Joe Clune	66
1961	Ellis Cooper	98
1962	George Nattin	62
1963	Ellis Cooper	93
1964	Sam Chase	122
1965	Harry Heroman	138
1966	Harry Heroman	132
1967	Kenny Drost	94
1968	Pete Maravich	274
1969	Pete Maravich	282
1970	Pete Maravich	337
1971	Al Sanders	105



Clarence Ceasar

1972	Al Sanders	135
1973	Ed Palubinskas	155
1974	Ed Palubinskas	121
1975	Kenny Higgs	102
1976	Kenny Higgs	145
1977	Kenny Higgs	163
1978	Kenny Higgs	112
1979	Al Green	136
1980	Ethan Martin	108
1981	Ethan Martin	129
1982	Derrick Taylor	113
1983	Howard Carter	96
1984	Derrick Taylor	104
1985	Nikita Wilson	70
1986	John Williams	120
1987	Nikita Wilson	105
1988	Ricky Blanton	113
1989	Chris Jackson	163
1990	Chris Jackson	191
1991	Shaquille O'Neal	150
1992	Shaquille O'Neal	134
1993	Geert Hammink	108
1994	Jamie Brandon	117
1995	Ronnie Henderson	124
1996	Ronnie Henderson	87
1997	Duane Spencer	116
1998	Willie Anderson	84
1999	Jabari Smith	100
2000	Stromile Swift	127
2001	Ronald Dupree	116
2002	Ronald Dupree	81
2003	Ronald Dupree	93
2004	Brandon Bass	123
2005	Brandon Bass	146
2006	Glen Davis	163
2007	Glen Davis	139
2008	Anthony Randolph	115
2009	Marcus Thornton	149
2010	Bo Spencer	99
2011	Andre Stringer	98
2012	Justin Hamilton	107
2013	Johnny O'Bryant III	84
2014	Johnny O'Bryant III	118
2015	Jarell Martin	140
2016	Ben Simmons	199
2017	Antonio Blakeney	92
2018	Tremont Waters	117

## MINUTES PLAYED

YEAR	PLAYERS	MIN.
1984	John Tudor	919
1985	John Williams	935
1986	Derrick Taylor	1342
1987	Anthony Wilson	1338
1988	Ricky Blanton	1122

# Yearly Leaders

1989	Ricky Blanton	1231
1990	Chris Jackson	1202
1991	T.J. Pugh	945
1992	Vernel Singleton	998
1993	Geert Hammink	970
1994	Jamie Brandon	873
1995	Ronnie Henderson	977
1996	Roman Rubchenko	740
1997	Duane Spencer	992
1998	Willie Anderson	903
1999	Maurice Carter	950
2000	Torris Bright	1137
2001	Ronald Dupree	1012
2002	Ronald Dupree	1202
2003	Ronald Dupree	1063
2004	Brandon Bass	1013
2005	Antonio Hudson	1086
2006	Darrel Mitchell	1322
2007	Garrett Temple	1099
2008	Garrett Temple	1066
2009	Tasmin Mitchell	1137
2010	Tasmin Mitchell	1157
2011	Andre Stringer	981
2012	Anthony Hickey	1030
2013	Anthony Hickey	957
2014	Jordan Mickey	1116
2015	Keith Hornsby	1172
2016	Ben Simmons	1151
2017	Antonio Blakeney	1019
2018	Tremont Waters	1089

## FIELD GOAL PERCENTAGE (MIN. 100 ATTEMPTS)

YEAR	NAME	FG	FGA	PCT
1948-49	Gene Murphy, F	67	161	.416
1949-50	N/A			
1950-51	N/A			
1951-52	Bob Pettit, C	247	563	.439
1952-53	N/A			
1953-54	Bob Pettit, C	281	573	.490
1954-55	Roger Sigler, F	125	340	.368
1955-56	Roger Sigler, F	175	440	.398
1956-57	Troy Rushing, F	143	358	.399
1957-58	Joe Combs, C	96	257	.374
1958-59	Phil Raisor, G	48	115	.417
1959-60	Carey Guglielmo, F	41	100	.410
1960-61	George Nattin, G	165	395	.418
1961-62	Maury Drummond, C	113	271	.416
1962-63	Maury Drummond, C	98	226	.438
1963-64	Bill Wilson, C	108	230	.469
1964-65	Bill Wilson, C	114	248	.454
1965-66	Tommy Thigpen, C	117	236	.491
1966-67	Tommy Thigpen, C	118	251	.470
1967-68	Ralph Jukkola, F	125	196	.637
1968-69	Dave Ramsden, C	112	166	.675
1969-70	Bill Newton, F	143	242	.591
1970-71	Al Sanders, C	209	355	.588
1971-72	Al Sanders, C	171	287	.596
1972-73	Collis Temple Jr., C	85	150	.567
1973-74	Collis Temple Jr., C	169	292	.579
1974-75	Floyd Bailey, C	82	151	.543
1975-76	Floyd Bailey, C	127	224	.567
1976-77	Durand Macklin, F	161	310	.519
1977-78	Durand Macklin, F	217	349	.620
1978-79	Al Green, G	188	392	.622
1979-80	Durand Macklin, F	232	383	.606
1980-81	Durand Macklin, F	223	357	.625
1981-82	Leonard Mitchell, F	160	293	.546
1982-83	Leonard Mitchell, F	186	346	.538
1983-84	Nikita Wilson, F	70	130	.538
1984-85	Nikita Wilson, F	183	313	.585
1985-86	Ricky Blanton, G/F	94	159	.591
1986-87	Jose Vargas, C	120	231	.519
1987-88	Wayne Sims, F	122	235	.519
1988-89	Vernel Singleton, F	121	212	.571
1989-90	Vernel Singleton, F	98	166	.590
1990-91	Shaquille O'Neal, C	312	497	.628
1991-92	Shaquille O'Neal, C	294	478	.615
1992-93	Geert Hammink, C	190	382	.497
1993-94	Lenear Burns, F	92	170	.541
1994-95	Misha Mutavdzic, C	75	141	.532
1995-96	Misha Mutavdzic, C	81	153	.529

1996-97	Duane Spencer, F	158	324	.488
1997-98	Cedric Carter, F	86	153	.562
1998-99	Jabari Smith, C	115	227	.507
1999-00	Stromile Swift, G	208	342	.608
2000-01	Jermaine Williams, F	76	153	.497
2001-02	Brad Bridgewater, F	104	190	.547
2002-03	Jaime Lloreda, F	144	256	.563
2003-04	Jaime Lloreda, F	140	241	.581
2004-05	Brandon Bass, F	181	319	.567
2005-06	Tyrus Thomas, F	152	250	.608
2006-07	Darnell Lazare, F	90	162	.556
2007-08	Anthony Randolph, F	102	225	.453
2008-09	Quintin Thornton, F	33	63	.532
2009-10	Storm Warren, F	141	263	.536
2010-11	Storm Warren, F	103	208	.495
2011-12	Justin Hamilton, C	158	320	.494
2012-13	Johnny O'Bryant III, F	153	319	.480
2013-14	Jordan Mickey, F	171	321	.533
2014-15	Jarell Martin, F	202	397	.509
2015-16	Ben Simmons, F	216	386	.560
2016-17	Duop Reath, F	157	308	.510
2017-18	Duop Reath, F	167	307	.544

## FREE THROW PERCENTAGE (MIN. 30 ATTEMPTS)

YEAR	NAME	FT	FTA	PCT
1947-48	Bob Yates, G	28	42	.667
1948-49	Dick Thompson, G	57	81	.704
1949-50	Bob Boggess, G	72	93	.774
1950-51	Bob Boggess, G	32	44	.727
1951-52	Joe Dean, G	99	139	.712
1952-53	Don Sebastian, G	23	30	.767
1953-54	Benny McArdle, G	44	53	.830
1954-55	Roger Sigler, F	110	143	.769
1955-56	Don Sebastian, G	67	84	.798
1956-57	Don Merle, G	87	116	.750
1957-58	Carey Guglielmo, G	54	72	.750
1958-59	Dick Davies, G	62	82	.756
1959-60	Dick Davies, G	66	82	.805
1960-61	George Nattin, G	86	108	.796
1961-62	George Nattin, G	62	79	.784
1962-63	Howard Keene, F	66	83	.795
1963-64	Sam Chase, G	122	148	.824
1964-65	Dick Maile, F	93	115	.808
1965-66	Kenny Drost, G	74	82	.902
1966-67	Kenny Drost, G	94	114	.825
1967-68	Pete Maravich, G	274	338	.810
1968-69	Pete Maravich, G	282	378	.746
1969-70	Danny Hester, F	114	138	.826
1970-71	Jeff Taylor, G	27	33	.818
1972-73	Eddie Palubinskas, G	137	153	.895
1973-74	Eddie Palubinskas, G	121	142	.852
1974-75	Kenny Higgs, G	102	131	.779
1975-76	Kenny Higgs, G	145	191	.759
1976-77	Jordy Hultberg, G	52	60	.867
1977-78	Ethan Martin, G	66	84	.790
1978-79	Al Green, G	136	180	.756
1979-80	Willie Sims, G	67	85	.788
1980-81	Howard Carter, G/F	110	137	.803
1981-82	Derrick Taylor, G	113	153	.739
1982-83	Howard Carter, G/F	96	114	.842
1983-84	Don Redden, G/F	93	112	.830
1984-85	Don Redden, G/F	62	71	.873
1985-86	Derrick Taylor, G	81	92	.880
	Anthony Wilson, G	44	50	.880
1986-87	Anthony Wilson, G	71	87	.816
1987-88	Fess Irvin, G	36	42	.857
1988-89	Chris Jackson, G	163	200	.815
1989-90	Chris Jackson, G	191	210	.910
1990-91	Mike Hansen, G	36	42	.857
1991-92	Harold Boudreaux, F	29	37	.784
1992-93	Geert Hammink, C	108	148	.730
1993-94	Jamie Brandon, G/F	117	162	.722
1994-95	Landers Nolley, G/F	40	53	.755
1995-96	Randy Livingston, G	30	38	.790
1996-97	Maurice Carter, G	52	69	.754
1997-98	Maurice Carter, G	82	111	.739
1998-99	Jermaine Williams, F	25	32	.781
1999-00	Jermaine Williams, F	43	56	.768
2000-01	Collis Temple III, G	88	120	.733
2001-02	Jermaine Williams, F	70	82	.854
2002-03	Collis Temple III, G	55	71	.775

2003-04	Brandon Bass, F	123	157	.783
2004-05	Darrel Mitchell, G	77	91	.846
2005-06	Darrel Mitchell, G	122	161	.758
2006-07	Tasmin Mitchell, F	78	109	.750
2007-08	Garrett Temple, G	29	36	.806
2008-09	Bo Spencer, G	68	81	.840
2009-10	Eddie Ludwig, F	26	30	.867
2010-11	Andre Stringer, G	98	127	.772
2011-12	Andre Stringer, G	60	73	.822
2012-13	Andre Stringer, G	42	57	.737
2013-14	Andre Stringer, G	81	100	.810
2014-15	Keith Hornsby, G	89	124	.784
2015-16	Keith Hornsby, G	45	55	.818
2016-17	Skylar Mays, G	69	85	.814
2017-18	Skylar Mays, G	77	92	.837

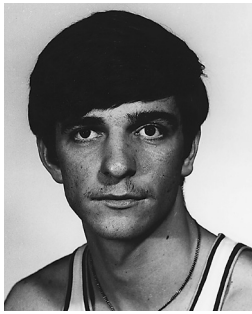
## THREE-POINT FIELD GOALS PER GAME

1986-87	Anthony Wilson, G	2.5
1987-88	Darryl Joe, G	3.7
1988-89	Chris Jackson, G	2.6
1989-90	Chris Jackson, G	2.8
1990-91	Mike Hansen, G	2.2
1991-92	Clarence Ceasar, F	2.0
1992-93	Mike Hansen, G	1.4
1993-94	Ronnie Henderson, G	2.7
1994-95	Ronnie Henderson, G	2.5
1995-96	Ronnie Henderson, G	2.1
1996-97	Terrance Simmons, G	0.7
1997-98	Maurice Carter, G	1.6
1998-99	Maurice Carter, G	2.6
1999-00	Torris Bright, G	1.6
2000-01	Collis Temple III, G	1.8
2001-02	Torris Bright, G	2.2
2002-03	Torris Bright, G	1.9
2003-04	Darrel Mitchell, G	2.3
2004-05	Darrel Mitchell, G	2.2
2005-06	Darrel Mitchell, G	2.3
2006-07	Terry Martin, G	2.2
2007-08	Marcus Thornton, G	3.5
2008-09	Marcus Thornton, G	2.3
2009-10	Bo Spencer, G	2.0
2010-11	Andre Stringer, G	1.8
2011-12	Ralston Turner, G	1.5
2012-13	Andre Stringer, G	2.2
2013-14	Andre Stringer, G	2.2
2014-15	Keith Hornsby, G	2.2
2015-16	Keith Hornsby, G	1.9
2016-17	Antonio Blakeney, G	1.7
2017-18	Tremont Waters, G	2.2


## 3-POINT FG ACCURACY (MIN. 30 ATTEMPTS)

1986-87	Fess Irvin, G	.463
1987-88	Darryl Joe, G	.365
1988-89	Russell Grant, G	.487
1989-90	Maurice Williamson, G	.381
1990-91	Mike Hansen, G	.377
1991-92	Justin Anderson, F	.489
1992-93	Jamie Brandon, G	.509
1993-94	Andre Owens, G	.365
1994-95	Landers Nolley, G/F	.421
1995-96	Roman Rubchenko, F	.354
1996-97	Duane Spencer, F	.488
1997-98	DeJuan Collins, G	.359
1998-99	Brian Beshara, F	.431
1999-00	Torris Bright, G	.399
2000-01	Lamont Roland, G	.406
2001-02	Torris Bright, G	.394
2002-03	Darrel Mitchell, G	.424
2003-04	Darrel Mitchell, G	.419
2004-05	Antonio Hudson, G	.395
2005-06	Darrel Mitchell, G	.394
2006-07	Terry Martin, G	.388
2007-08	Marcus Thornton, G	.421
2008-09	Bo Spencer, G	.403
2009-10	Zach Kinsley, G/F	.395
2010-11	Aaron Dotson, G	.375
2011-12	Ralston Turner, G	.372
2012-13	Andre Stringer, G	.409
2013-14	Andre Stringer, G	.402
2014-15	Keith Hornsby, G	.393
2015-16	Keith Hornsby, G	.415
2016-17	Aaron Epps, F	.438
2017-18	Duop Reath, F	.422

# 1,000 Point Club




1. Pete Maravich




2. Durand Macklin



3. Tasmin Mitchell



4. Howard Carter



5. Shaquille O'Neal

## 1. Pete Maravich 3,667 • 1967-70

YEAR	G	FGM	FTM	TP	AVG.
67-68	26	432	274	1138	43.8
68-69	26	433	282	1148	44.2
69-70	31	522	337	1381	44.5
<b>Totals</b>	<b>83</b>	<b>1387</b>	<b>893</b>	<b>3667</b>	<b>44.2</b>

## 2. Durand Macklin 2,080 • 1976-81

YEAR	G	FGM	FTM	TP	AVG.
76-77	26	161	63	385	14.8
77-78	27	217	79	513	19.0
78-79*	2	19	8	46	23.0
79-80	32	232	99	563	17.6
80-81	36	223	127	573	15.9
<b>Totals</b>	<b>123</b>	<b>852</b>	<b>376</b>	<b>2080</b>	<b>16.9</b>

\*Redshirted after knee injury

## 3. Tasmin Mitchell 1,989 • 2005-10

YEAR	G	FGM	3FGM	FTM	TP	AVG.
05-06	36	162	38	60	412	11.4
06-07	32	173	41	78	465	14.5
07-08*	3	7	0	8	22	7.3
08-09	35	224	10	111	569	16.3
09-10	31	196	32	97	521	16.8
<b>Totals</b>	<b>137</b>	<b>762</b>	<b>121</b>	<b>354</b>	<b>1989</b>	<b>14.5</b>

\*Redshirted after knee injury

## 4. Howard Carter 1,942 • 1979-83

YEAR	G	FGM	FTM	TP	AVG.
79-80	32	140	55	335	10.5
80-81	36	233	110	576	16.0
81-82	28	199	69	467	16.7
82-83	32	234	96	564	17.6
<b>Totals</b>	<b>128</b>	<b>806</b>	<b>330</b>	<b>1942</b>	<b>15.2</b>

## 5. Shaquille O'Neal 1,941 • 1989-92

YEAR	G	FGM	FTM	TP	AVG.
89-90	32	180	85	445	13.9
90-91	28	312	150	774	27.6
91-92	30	294	134	722	24.1
<b>Totals</b>	<b>90</b>	<b>786</b>	<b>369</b>	<b>1941</b>	<b>21.6</b>

## 6. Bob Pettit 1,916 • 1951-54

YEAR	G	FGM	FTM	TP	AVG.
51-52	24	247	118	612	25.5
52-53	21	193	133	519	24.7
53-54	25	281	223	785	31.4
<b>Totals</b>	<b>70</b>	<b>721</b>	<b>474</b>	<b>1916</b>	<b>27.4</b>

## 7. Kenny Higgs 1,896 • 1974-78

YEAR	G	FGM	FTM	TP	AVG.
74-75	26	184	102	470	18.1
75-76	26	216	145	577	22.2
76-77	27	158	163	479	17.7
77-78	27	129	112	370	13.7
<b>Totals</b>	<b>106</b>	<b>687</b>	<b>522</b>	<b>1896</b>	<b>17.9</b>

## 8. Chris Jackson 1,854 • 1988-90

YEAR	G	FGM	3FGM	FTM	TP	AVG.
88-89	32	359	84	163	965	30.2
89-90	32	305	88	191	889	27.8
<b>Totals</b>	<b>64</b>	<b>664</b>	<b>172</b>	<b>354</b>	<b>1854</b>	<b>29.0</b>

## 9. Ronald Dupree 1,726 • 1999-03

YEAR	G	FGM	3FGM	FTM	TP	AVG.
99-00	34	63	2	39	167	4.9
00-01	29	183	21	116	503	17.3
01-02	34	220	31	81	552	16.2
02-03	32	199	13	93	504	15.8
<b>Totals</b>	<b>129</b>	<b>65</b>	<b>67</b>	<b>329</b>	<b>1726</b>	<b>13.4</b>

## 10. Derrick Taylor 1,590 • 1981-82, 1983-86

YEAR	G	FGM	FTM	TP	AVG.
81-82	28	151	113	415	14.8
83-84	29	142	104	388	13.4
84-85	29	108	48	264	9.1
85-86	38	221	81	523	13.8
<b>Totals</b>	<b>124</b>	<b>622</b>	<b>346</b>	<b>1590</b>	<b>12.8</b>

## 11. Glen Davis 1,587 • 2004-2007

YEAR	G	FGM	3FGM	FTM	TP	AVG.
04-05	30	138	3	127	406	13.5
05-06	36	250	6	163	669	18.6
06-07	29	178	17	139	512	17.7
<b>Totals</b>	<b>95</b>	<b>566</b>	<b>26</b>	<b>429</b>	<b>1587</b>	<b>16.7</b>

## 12. Darrel Mitchell 1,569 • 2002-06

YEAR	G	FGM	3FGM	FTM	TP	AVG.
02-03	32	71	42	41	225	7.0
03-04	29	115	67	49	346	11.9
04-05	30	125	67	77	394	13.1
05-06	36	200	82	122	604	16.8
<b>Totals</b>	<b>127</b>	<b>511</b>	<b>258</b>	<b>289</b>	<b>1569</b>	<b>12.4</b>

## 13. Ronnie Henderson 1,561 • 1993-96

YEAR	G	FGM	3FGM	FTM	TP	AVG.
93-94	27	144	72	69	429	15.9
94-95	27	219	68	124	630	23.3
95-96	23	183	49	87	502	21.8
<b>Totals</b>	<b>77</b>	<b>546</b>	<b>189</b>	<b>280</b>	<b>1561</b>	<b>20.3</b>

## 14. Vernel Singleton 1,513 • 1988-92

YEAR	G	FGM	3FGM	FTM	TP	AVG.
88-89	32	121	0	103	345	10.8
89-90	32	98	0	73	269	8.4
90-91	30	159	0	137	455	15.2
91-92	31	162	1	119	444	14.3
<b>Totals</b>	<b>125</b>	<b>540</b>	<b>1</b>	<b>432</b>	<b>1513</b>	<b>12.1</b>

## 15. Leonard Mitchell 1,508 • 1980-84

YEAR	G	FGM	FTM	TP	AVG.
80-81	36	170	50	390	10.8
81-82	27	160	57	377	14.0
82-83	31	186	83	455	14.7
83-84	24	114	58	286	11.9
<b>Totals</b>	<b>118</b>	<b>630</b>	<b>248</b>	<b>1508</b>	<b>12.8</b>

## 16. Ricky Blanton 1,501 • 1984-86, 1987-89

YEAR	G	FGM	3FGM	FTM	TP	AVG.
84-85	29	41		20	102	3.5
85-86	38	94		52	240	6.3
87-88	30	196	6	113	511	17.0
88-89	32	250	40	108	648	20.3
<b>TOTALS</b>	<b>129</b>	<b>581</b>	<b>46</b>	<b>293</b>	<b>1501</b>	<b>11.6</b>

## 17. Torris Bright 1,463 • 1999-03

YEAR	G	FGM	3FGM	FTM	TP	AVG.
99-00	34	112	55	60	339	10.0
00-01	29	104	44	62	314	10.8
01-02	34	150	76	78	454	13.4
02-03	32	119	62	56	356	11.1
<b>Totals</b>	<b>129</b>	<b>485</b>	<b>237</b>	<b>256</b>	<b>1463</b>	<b>11.3</b>

## 18. Nikita Wilson 1,384 • 1983-87

YEAR	G	FGM	FTM	TP	AVG.
83-84	28	70	27	167	6.0
84-85	29	183	70	436	15.0
85-86	18	90	56	236	13.1
86-87	35	220	105	545	15.6
<b>Totals</b>	<b>110</b>	<b>563</b>	<b>258</b>	<b>1384</b>	<b>12.6</b>

## 19. Al Sanders 1,383 • 1969-72


YEAR	G	FGM	FTM	TP	AVG.
69-70	32	145	93	383	12.0
70-71	25	209	105	523	20.9
71-72	26	171	135	477	18.3
<b>Totals</b>	<b>83</b>	<b>525</b>	<b>333</b>	<b>1383</b>	<b>16.7</b>

## 20. Andre Stringer 1,365 • 2010-14


YEAR	G	FGM	3FGM	FTM	TP	AVG.
10-11	32	101	57	98	357	11.2
11-12	28	90	44	60	284	10.1
12-13	31	107	67	42	323	10.4
13-14	34	123	74	81	401	11.8
<b>Totals</b>	<b>83</b>	<b>525</b>	<b>333</b>	<b>13</b>	<b>1365</b>	<b>10.9</b>




# 1,000 Point Club




6. Bob Pettit




7. Kenny Higgs



8. Chris Jackson



9. Ronald Dupree



10. Derrick Taylor

## 21. Dewayne Scales

1,357 • 1977-80

YEAR	G	FGM	FTM	TP	AVG.
77-78	26	153	27	333	12.8
78-79	26	227	50	503	19.4
79-80	32	230	61	521	16.3
<b>Totals</b>	<b>84</b>	<b>610</b>	<b>138</b>	<b>1357</b>	<b>16.2</b>

## 22. Marcus Thornton

1,347 • 2007-09

YEAR	G	FGM	3FG	FTM	TP	AVG.
07-08	31	212	90	94	608	19.6
08-09	35	256	78	149	739	21.1
<b>Totals</b>	<b>66</b>	<b>468</b>	<b>168</b>	<b>243</b>	<b>1347</b>	<b>20.4</b>

## 23. Clarence Ceasar

1,343 • 1991-95

YEAR	G	FGM	3FG	FTM	TP	AVG.
91-92	31	130	63	32	355	11.5
92-93	32	126	38	25	315	9.8
93-94	27	152	47	44	395	14.6
94-95	22	111	27	29	278	12.6
<b>Totals</b>	<b>112</b>	<b>519</b>	<b>175</b>	<b>130</b>	<b>1343</b>	<b>12.0</b>

## 24. Bill Newton

1,339 • 1969-72

YEAR	G	FGM	FTM	TP	AVG.
69-70	32	143	71	357	11.2
70-71	26	205	80	490	18.8
71-72	26	210	72	492	18.9
<b>Totals</b>	<b>84</b>	<b>558</b>	<b>223</b>	<b>1339</b>	<b>15.9</b>

## 25. Roger Sigler

1,318 • 1954-57

YEAR	G	FGM	FTM	TP	AVG.
54-55	24	124	110	358	15.0
55-56	20	175	151	501	25.1
56-57	25	174	111	459	18.4
<b>Totals</b>	<b>69</b>	<b>473</b>	<b>372</b>	<b>1318</b>	<b>19.1</b>

## 26. Maurice Carter

1,299 • 1995-99

YEAR	G	FGM	3FGM	FTM	TP	AVG.
95-96	26	62	27	21	172	6.6
96-97	28	103	15	52	273	9.8
97-98	27	131	44	82	388	14.4
98-99	27	159	71	79	468	17.3
<b>TOTALS</b>	<b>108</b>	<b>455</b>	<b>157</b>	<b>232</b>	<b>1299</b>	<b>12.0</b>

## 27. Dick Maile

1,284 • 1962-65

YEAR	G	FGM	FTM	TP	AVG.
62-63	24	125	87	337	14.0
63-64	25	214	90	518	20.7
64-65	25	168	93	429	17.1
<b>Totals</b>	<b>74</b>	<b>507</b>	<b>270</b>	<b>1284</b>	<b>17.4</b>

## 28. Ethan Martin

1,276 • 1977-81

YEAR	G	FGM	FTM	TP	AVG.
77-78	26	79	66	224	8.6
78-79	29	97	87	281	9.7
79-80	32	136	108	380	11.9
80-81	34	131	129	391	11.5
<b>Totals</b>	<b>123</b>	<b>443</b>	<b>390</b>	<b>1276</b>	<b>10.4</b>

## 29. Antonio Hudson

1,269 • 2001-05

Year	G	FGM	3FG	FTM	TP	AVG.
01-02	34	124	43	60	351	10.3
02-03	32	86	27	40	239	7.5
03-04	28	95	40	56	286	10.2
04-05	30	138	64	53	393	13.1
<b>Totals</b>	<b>124</b>	<b>443</b>	<b>174</b>	<b>209</b>	<b>1269</b>	<b>10.2</b>

## 30. Collis Temple III

1,173 • 1999-03

YEAR	G	FGM	3FG	FTM	TP	AVG.
99-00	33	37	22	35	131	4.0
00-01	29	137	53	88	415	14.3
01-02	21	92	39	58	281	13.4
02-03	32	117	57	55	346	10.8
<b>Totals</b>	<b>115</b>	<b>383</b>	<b>171</b>	<b>236</b>	<b>1173</b>	<b>10.2</b>

## 31. Johnny O'Bryant III

1,157 • 2011-14

YEAR	G	FGM	3FG	FTM	TP	AVG.
11-12	28	91	2	55	239	8.5
12-13	29	153	3	84	393	13.6
13-14	34	203	1	118	525	15.4
<b>Totals</b>	<b>91</b>	<b>447</b>	<b>6</b>	<b>257</b>	<b>1157</b>	<b>12.7</b>

## 32. Don Redden

1,119 • 1982-86

YEAR	G	FGM	FTM	TP	AVG.
82-83	8	19	19	57	7.1
83-84	28	97	93	287	10.3
84-85	29	110	62	282	9.7
85-86	38	197	99	493	13.0
<b>Totals</b>	<b>103</b>	<b>423</b>	<b>273</b>	<b>1119</b>	<b>10.9</b>

## 33. Wayne Sims

1,107 • 1987-91

YEAR	G	FGM	3FGM	FTM	TP	AVG.
87-88	30	122	0	45	289	9.6
88-89	32	183	1	57	424	13.3
89-90	32	108	2	31	249	7.8
90-91	23	59	4	23	145	6.3
<b>Totals</b>	<b>117</b>	<b>472</b>	<b>7</b>	<b>156</b>	<b>1107</b>	<b>9.5</b>

## 34. Bob Meador

1,099 • 1947-51

YEAR	G	FGM	FTM	TP	AVG.
47-48	25	84	56	244	9.8
48-49	25	124	58	306	12.2
49-50	22	106	39	251	11.4
50-51	24	128	92	298	12.4
<b>Totals</b>	<b>96</b>	<b>452</b>	<b>245</b>	<b>1099</b>	<b>11.4</b>

## 35. Anthony Wilson

1,089 • 1983-87

YEAR	G	FGM	3FG	FTM	TP	AVG.
83-84	24	29		5	63	2.6
84-85	19	11		6	28	1.5
85-86	38	161		44	366	9.6
86-87	38	233	95	71	632	16.6
<b>Totals</b>	<b>119</b>	<b>434</b>	<b>95</b>	<b>126</b>	<b>1089</b>	<b>9.2</b>

## 36. Joe Dean

1,072 • 1949-52

YEAR	G	FGM	FTM	TP	AVG.
49-50	25	106	59	271	10.8
50-51	24	154	54	362	15.1
51-52	24	170	99	439	18.3
<b>Totals</b>	<b>73</b>	<b>430</b>	<b>212</b>	<b>1072</b>	<b>14.7</b>

## 37. Jerry Reynolds

1,069 • 1982-85

YEAR	G	FGM	FTM	TP	AVG.
82-83	32	126	88	340	10.6
83-84	29	162	85	409	14.2
84-85	29	128	64	320	11.0
<b>Totals</b>	<b>90</b>	<b>416</b>	<b>237</b>	<b>1069</b>	<b>11.9</b>

## 38. Jordy Hultberg

1,067 • 1976-80

YEAR	G	FGM	FTM	TP	AVG.
76-77	27	147	52	346	12.8
77-78	27	115	32	262	9.7
78-79	29	119	41	279	9.6
79-80	31	77	26	180	5.8
<b>Totals</b>	<b>114</b>	<b>458</b>	<b>151</b>	<b>1067</b>	<b>9.3</b>

## 39. John Williams

1,046 • 1984-86

YEAR	G	FGM	FTM	TP	AVG.
84-85	29	163	62	388	13.4
85-86	37	269	120	658	17.8
<b>Totals</b>	<b>66</b>	<b>432</b>	<b>182</b>	<b>1046</b>	<b>15.8</b>

## 40. Glenn Hansen

1,027 • 1973-75

YEAR	G	FGM	FTM	TP	AVG.
73-74	25	202	82	485	19.4
74-75	25	225	92	542	21.7
<b>Totals</b>	<b>50</b>	<b>427</b>	<b>173</b>	<b>1027</b>	<b>20.5</b>



# 500 Rebound Club

## 1. Durand Macklin

YEAR	G	TOTAL	AVG
1976-77	26	306	11.8
1977-78	27	286	10.6
1978-79	2	24	12.0
1979-80	32	309	9.7
1980-81	46	351	9.8
<b>Totals</b>	<b>123</b>	<b>1276</b>	<b>10.4</b>

## 2. Shaquille O'Neal

YEAR	G	TOTAL	AVG
1989-90	32	385	12.0
1990-91	28	411	14.7
1991-92	30	421	14.0
<b>Totals</b>	<b>90</b>	<b>1217</b>	<b>13.5</b>

## 3. Al Sanders

YEAR	G	TOTAL	AVG
1969-70	32	474	14.8
1970-71	25	369	14.7
1971-72	26	325	12.5
<b>Totals</b>	<b>83</b>	<b>1168</b>	<b>14.1</b>

## 4. Bob Pettit

YEAR	G	TOTAL	AVG
1951-52	24	315	13.1
1952-53	21	292	13.9
1953-54	25	432	17.3
<b>Totals</b>	<b>70</b>	<b>1039</b>	<b>14.8</b>

## 5. Ned Clark

YEAR	G	TOTAL	AVG
1951-52	24	118	4.9
1952-53	25	272	10.9
1953-54	25	218	8.7
1954-55	24	380	15.8
<b>Totals</b>	<b>98</b>	<b>988</b>	<b>10.1</b>

## 6. Tasmin Mitchell

YEAR	G	TOTAL	AVG
2005-06	36	201	5.6
2006-07	32	129	4.0
2007-08	3	17	5.7
2008-09	35	251	7.2
2009-10	31	292	9.4
<b>Totals</b>	<b>137</b>	<b>950</b>	<b>6.9</b>

## 7. Leonard Mitchell

YEAR	G	TOTAL	AVG
1980-81	36	258	7.2
1981-82	27	206	7.6
1982-83	31	282	9.1
1983-84	24	176	7.3
<b>Totals</b>	<b>118</b>	<b>922</b>	<b>7.8</b>

## 8. Glen Davis

YEAR	G	TOTAL	AVG
2004-05	30	160	5.3
2005-06	36	350	9.7
2006-07	29	303	10.4
<b>Totals</b>	<b>97</b>	<b>916</b>	<b>9.4</b>

## 9. Ronald Dupree

YEAR	G	TOTAL	AVG
1999-00	34	112	3.3
2000-01	29	256	8.8
2001-02	34	290	8.5
2002-03	32	249	7.8
<b>Totals</b>	<b>129</b>	<b>907</b>	<b>7.0</b>

## 10. Lionel Green

YEAR	G	TOTAL	AVG
1975-76	24	151	6.3
1976-77	27	146	5.4
1977-78	27	191	7.1
1978-79	29	321	11.1
<b>Totals</b>	<b>107</b>	<b>809</b>	<b>7.6</b>

## 11. Bill Newton

YEAR	G	TOTAL	AVG
1969-70	32	309	9.7
1970-71	26	314	12.0
1971-72	26	179	6.9
<b>Totals</b>	<b>84</b>	<b>802</b>	<b>9.5</b>

## 12. Vernel Singleton

YEAR	G	TOTAL	AVG
1988-89	32	250	7.8
1989-90	32	152	4.8
1990-91	30	177	5.9
1991-92	31	205	6.6
<b>Totals</b>	<b>125</b>	<b>784</b>	<b>6.3</b>

## 13. Greg Cook

YEAR	G	TOTAL	AVG
1976-77	27	249	9.2
1978-79	28	176	6.3
1979-80	31	180	5.8
1980-81	33	175	5.3
<b>Totals</b>	<b>119</b>	<b>780</b>	<b>6.6</b>

## 14. Dick Maile

YEAR	G	TOTAL	AVG
1962-63	24	263	10.9
1963-64	25	263	10.5
1964-65	25	246	9.8
<b>Totals</b>	<b>74</b>	<b>772</b>	<b>10.4</b>

## 15. Ricky Blanton

YEAR	G	TOTAL	AVG
1984-85	29	52	1.8
1985-86	38	188	4.9
1987-88	30	265	8.8
1988-89	32	261	8.2
<b>Totals</b>	<b>129</b>	<b>766</b>	<b>5.9</b>

## 16. Ed LeBlanc

YEAR	G	TOTAL	AVG
1972-73	21	110	5.2
1973-74	25	127	5.1
1974-75	26	257	9.9
1975-76	26	271	10.4
<b>Totals</b>	<b>98</b>	<b>765</b>	<b>7.8</b>

## 17. Maury Drummond

YEAR	G	TOTAL	AVG
1960-61	25	208	8.3
1961-62	24	301	12.5
1962-63	23	227	9.8
<b>Totals</b>	<b>72</b>	<b>736</b>	<b>10.2</b>

## 18. Dewayne Scales

YEAR	G	TOTAL	AVG
1977-78	26	244	9.4
1978-79	26	236	9.1
1979-80	32	253	7.9
<b>Totals</b>	<b>84</b>	<b>733</b>	<b>8.7</b>

## 19. Roger Sigler

YEAR	G	TOTAL	AVG
1954-55	24	214	8.9
1955-56	20	276	13.8
1956-57	25	223	8.9
<b>Totals</b>	<b>69</b>	<b>713</b>	<b>10.3</b>

## 20. Johnny O'Bryant III

YEAR	G	TOTAL	AVG
2011-12	28	187	6.7
2012-13	29	253	8.7
2013-14	34	262	7.7
<b>Totals</b>	<b>91</b>	<b>702</b>	<b>7.7</b>

## 21. Nikita Wilson

YEAR	G	TOTAL	AVG
1983-84	28	146	5.2
1984-85	29	201	6.9
1985-86	18	108	6.0
1986-87	35	244	7.0
<b>Totals</b>	<b>110</b>	<b>699</b>	<b>6.4</b>

## 22. Clarence Ceasar

YEAR	G	TOTAL	AVG
1991-92	31	149	4.8
1992-93	32	199	6.2
1993-94	27	169	6.3
1994-95	22	153	7.0
<b>Totals</b>	<b>112</b>	<b>670</b>	<b>6.0</b>

## 23. Jerry Reynolds

YEAR	G	TOTAL	AVG
1982-83	32	198	6.2
1983-84	29	239	8.2
1984-85	29	176	6.1
<b>Totals</b>	<b>90</b>	<b>613</b>	<b>6.8</b>

## 24. Storm Warren

YEAR	G	TOTAL	AVG
2008-09	30	53	1.8
2009-10	31	223	7.2
2010-11	29	165	5.7
2011-12	33	167	5.1
<b>Totals</b>	<b>123</b>	<b>608</b>	<b>4.9</b>

## 25. Collis Temple, Jr.

YEAR	G	TOTAL	AVG
1971-72	26	174	6.7
1972-73	23	160	6.9
1973-74	26	273	10.5
<b>Totals</b>	<b>75</b>	<b>607</b>	<b>8.1</b>

## 26. Wayne Sims

YEAR	G	TOTAL	AVG
1987-88	30	128	4.3
1988-89	32	244	7.6
1989-1990	32	154	4.8
<b>Totals</b>	<b>117</b>	<b>603</b>	<b>5.2</b>

## 27. Ralph Jukkola

YEAR	G	TOTAL	AVG
1966-67	26	187	7.2
1967-68	26	226	8.6
1968-69	26	188	7.2
<b>Totals</b>	<b>78</b>	<b>601</b>	<b>7.7</b>

## 28. Jose Vargas

YEAR	G	TOTAL	AVG
Totals (4Y)	130	576	4.4

## 29. Jordan Mickey

YEAR	G	TOTAL	AVG
Totals (2Y)	65	575	8.9

## 30. Troy Rushing

YEAR	G	TOTAL	AVG
Totals (3Y)	71	560	7.9

## 31. Jim Crisco

YEAR	G	TOTAL	AVG
Totals (3Y)	75	544	7.3

## 32. Bill Wilson

YEAR	G	TOTAL	AVG
Totals (3Y)	62	543	8.7

## 33. Danny Hester

YEAR	G	TOTAL	AVG
Totals (2Y)	54	542	10.0

## 34. Geert Hammink

YEAR	G	TOTAL	AVG
Totals (4Y)	113	536	4.7

## 35. Jaime Lloreda

YEAR	G	TOTAL	AVG
Totals (2Y)	52	525	10.1

## 36. Pete Maravich

YEAR	G	TOTAL	AVG
Totals (3Y)	82	513	6.2

## 37. John Williams

YEAR	G	TOTAL	AVG
Totals (2Y)	66	503	7.6

## 38. Garrett Temple

YEAR	G	TOTAL	AVG
Totals (4Y)	134	502	3.7

## 39. Jabari Smith

YEAR	G	TOTAL	AVG
Totals (2Y)	61	501	8.2

# 200 Assists Club

NOTE: From: 1966-PRESENT

## 1. Kenny Higgs

YEAR	G	TOTAL	AVG.
1974-75	26	125	4.8
1975-76	26	173	6.7
1976-77	27	239	8.9
1977-78	27	108	4.0
<b>Totals</b>	<b>106</b>	<b>645</b>	<b>6.1</b>

## 2. Ethan Martin

YEAR	G	TOTAL	AVG.
1977-78	26	118	4.5
1978-79	29	156	5.4
1979-80	32	174	5.4
1980-81	34	190	5.6
<b>Totals</b>	<b>123</b>	<b>638</b>	<b>5.2</b>

## 3. Torris Bright

YEAR	G	TOTAL	AVG.
1999-2000	34	147	4.3
2000-01	29	118	4.1
2001-02	34	129	3.8
2002-03	32	150	4.7
<b>Totals</b>	<b>129</b>	<b>544</b>	<b>4.2</b>

## 4. Garrett Temple

YEAR	G	TOTAL	AVG.
2005-06	36	99	2.8
2006-07	32	138	4.3
2007-08	31	110	3.6
2008-09	35	134	3.7
<b>Totals</b>	<b>134</b>	<b>481</b>	<b>3.6</b>

## 5. Pete Maravich

YEAR	G	TOTAL	AVG.
1967-68	26	105	4.0
1968-69	26	128	4.9
1969-70	31	192	6.0
<b>Totals</b>	<b>83</b>	<b>425</b>	<b>5.1</b>

## 6. Derrick Taylor

YEAR	G	TOTAL	AVG.
1981-82	28	90	3.2
1983-84	29	99	3.4
1984-85	29	66	2.3
1985-86	38	146	3.8
<b>Totals</b>	<b>124</b>	<b>401</b>	<b>3.2</b>

## 7. Darrel Mitchell

YEAR	G	TOTAL	AVG.
2002-03	32	56	1.7
2003-04	29	63	2.2
2004-05	30	88	2.9
2005-06	36	160	4.4
<b>Totals</b>	<b>127</b>	<b>367</b>	<b>2.9</b>

## 8. Anthony Hickey

YEAR	G	TOTAL	AVG.
2011-12	33	125	3.8
2012-13	29	109	3.7
2013-14	34	126	3.7
<b>Totals</b>	<b>96</b>	<b>360</b>	<b>3.7</b>

## 9. Andre Stringer

YEAR	G	TOTAL	AVG.
2010-11	32	85	2.6
2011-12	28	76	2.7
2012-13	31	65	2.1
2013-14	34	88	2.6
<b>Totals</b>	<b>125</b>	<b>314</b>	<b>2.5</b>

## 9. Ricky Blanton

YEAR	G	TOTAL	AVG.
1984-85	29	23	0.8
1985-86	38	37	1.0
1987-88	30	107	3.6
1988-89	32	147	4.6
<b>Totals</b>	<b>129</b>	<b>314</b>	<b>2.4</b>

## 11. Tim Quarterman

YEAR	G	TOTAL	AVG.
2013-14	33	49	1.5
2014-15	33	133	4.0
2015-16	33	120	3.6
<b>Totals</b>	<b>99</b>	<b>302</b>	<b>3.0</b>

## 12. Mike Darnall

YEAR	G	TOTAL	AVG.
1972-73	24	98	4.1
1973-74	22	68	3.1
1974-75	20	133	6.7
<b>Totals</b>	<b>66</b>	<b>299</b>	<b>4.5</b>

## 13. Tasmin Mitchell

YEAR	G	TOTAL	AVG.
2005-06	36	100	2.8
2006-07	32	59	1.8
2007-08	3	6	2.0
2008-09	35	68	1.9
2009-10	31	58	1.9
<b>Totals</b>	<b>137</b>	<b>291</b>	<b>2.1</b>

## 14. Johnny Jones

YEAR	G	TOTAL	AVG.
1980-81	36	61	1.7
1981-82	28	48	1.7
1982-83	31	124	4.0
1983-84	26	36	1.4
<b>Totals</b>	<b>121</b>	<b>269</b>	<b>2.2</b>

## 15. Chris Bass

YEAR	G	TOTAL	AVG.
2008-09	28	43	1.5
2009-10	31	97	3.1
2010-11	32	78	2.4
2011-12	32	49	1.5
<b>Totals</b>	<b>123</b>	<b>267</b>	<b>2.2</b>

## 16. Bernard Woodside

YEAR	G	TOTAL	AVG.
1985-86	31	15	0.5
1986-87	39	115	2.9
1987-88	30	136	4.5
<b>Totals</b>	<b>100</b>	<b>266</b>	<b>2.7</b>

## 17. John Tudor

YEAR	G	TOTAL	AVG.
1980-81	33	13	0.4
1981-82	28	55	1.9
1982-83	32	89	2.8
1983-84	29	104	3.6
<b>Totals</b>	<b>122</b>	<b>261</b>	<b>2.0</b>

## 18. Jordy Hultberg

YEAR	G	TOTAL	AVG.
1976-77	27	108	4.0
1977-78	27	49	1.9
1978-79	29	43	1.5
1979-80	31	46	1.5
<b>Totals</b>	<b>114</b>	<b>256</b>	<b>2.2</b>

## 19. T. J. Pugh

YEAR	G	TOTAL	AVG.
1990-91	30	196	6.5
1991-92	28	57	2.0
<b>Totals</b>	<b>58</b>	<b>253</b>	<b>4.4</b>

## 20. Tommy Hess

YEAR	G	TOTAL	AVG.
1970-71	26	130	5.0
1971-72	24	121	5.0
<b>Totals</b>	<b>50</b>	<b>251</b>	<b>5.0</b>

## 21. Greg Cook

YEAR	G	TOTAL	AVG.
1976-77	27	51	1.9
1978-79	28	59	2.1
1979-80	31	83	2.7
1980-81	33	53	1.6
<b>Totals</b>	<b>119</b>	<b>246</b>	<b>2.1</b>

## 22. Clarence Ceasar

YEAR	G	TOTAL	AVG.
1991-92	31	74	2.4
1992-93	32	54	1.7
1993-94	27	49	1.8
1994-95	22	57	2.6
<b>Totals</b>	<b>112</b>	<b>234</b>	<b>2.1</b>

## 23. Jermaine Williams

YEAR	G	TOTAL	AVG.
1998-99	26	33	1.3
1999-2000	31	56	1.8
2000-01	29	55	1.9
2001-02	34	88	2.6
<b>Totals</b>	<b>120</b>	<b>232</b>	<b>1.9</b>

## 24. Chris Jackson

YEAR	G	TOTAL	AVG.
1988-89	32	130	4.1
1989-90	32	102	3.2
<b>Totals</b>	<b>64</b>	<b>232</b>	<b>3.6</b>

## 25. Antonio Hudson

YEAR	G	TOTAL	AVG.
2001-02	34	53	1.5
2002-03	32	62	1.9
2003-04	28	53	1.9
2004-05	30	58	2.7
<b>Totals</b>	<b>124</b>	<b>226</b>	<b>1.8</b>

## 26. Howard Carter

YEAR	G	TOTAL	AVG.
1979-80	32	50	1.6
1980-81	36	75	2.1
1981-82	28	44	1.5
1982-83	32	56	1.8
<b>Totals</b>	<b>128</b>	<b>225</b>	<b>1.7</b>

## 27. Randy Livingston

YEAR	G	TOTAL	AVG.
1994-95	16	151	9.4
1995-96	13	69	5.3
<b>Totals</b>	<b>29</b>	<b>220</b>	<b>7.6</b>

## 28. Don Redden

YEAR	G	TOTAL	AVG.
1982-83	8	4	0.5
1983-84	28	26	0.9
1984-85	29	83	2.9
1985-86	38	102	2.7
<b>Totals</b>	<b>103</b>	<b>215</b>	<b>2.1</b>

## 29. Jerry Reynolds

YEAR	G	TOTAL	AVG.
1982-83	32	61	1.9
1983-84	29	45	1.6
1984-85	29	105	3.6
<b>Totals</b>	<b>90</b>	<b>211</b>	<b>2.3</b>

## 30. Skylar Mays

YEAR	G	TOTAL	AVG.
2016-17	31	113	3.6
2017-18	33	97	2.9
<b>Totals</b>	<b>64</b>	<b>210</b>	<b>3.3</b>

## 30. Bo Spencer

YEAR	G	TOTAL	AVG.
2007-08	30	43	1.4
2008-09	33	87	2.6
2009-10	30	80	2.7
<b>Totals</b>	<b>93</b>	<b>210</b>	<b>2.2</b>

## 32. Xavier Whipple

YEAR	G	TOTAL	AVG.
2001-02	18	12	0.7
2002-03	21	39	1.8
2003-04	29	88	3.0
2004-05	30	70	2.3
<b>Totals</b>	<b>98</b>	<b>209</b>	<b>2.1</b>

## 33. Jalyn Patterson

YEAR	G	TOTAL	AVG.
2014-15	31	68	2.2
2015-16	28	45	1.6
2016-17	31	93	3.0
<b>Totals</b>	<b>90</b>	<b>206</b>	<b>2.1</b>

# 100 Steal Club

## 1. Clarence Ceasar

YEAR	G	TOTAL	AVG.
1991-92	31	90	2.9
1992-93	32	74	2.3
1993-94	27	80	3.0
1994-95	22	66	3.0
<b>Totals</b>	<b>112</b>	<b>310</b>	<b>2.8</b>

## 2. Ethan Martin

YEAR	G	TOTAL	AVG.
1977-78	26	59	2.3
1978-79	29	64	2.2
1979-80	32	73	2.3
1980-81	34	83	2.4
<b>Totals</b>	<b>123</b>	<b>279</b>	<b>2.3</b>

## 3. Torris Bright

YEAR	G	TOTAL	AVG.
1999-2000	34	70	2.0
2000-01	29	57	2.0
2001-02	34	60	1.8
2002-03	32	59	1.8
<b>Totals</b>	<b>129</b>	<b>246</b>	<b>1.9</b>

## 4. Darrel Mitchell

YEAR	G	TOTAL	AVG.
2002-03	32	45	1.4
2003-04	29	50	1.7
2004-05	30	54	1.8
2005-06	36	70	1.9
<b>Totals</b>	<b>127</b>	<b>219</b>	<b>1.7</b>

## 5. Anthony Hickey

YEAR	G	TOTAL	AVG.
2011-12	33	69	2.1
2012-13	29	85	2.9
2013-14	34	62	1.8
<b>Totals</b>	<b>96</b>	<b>216</b>	<b>2.2</b>

## 6. Derrick Taylor

YEAR	G	TOTAL	AVG.
1981-82	28	51	1.8
1983-84	29	45	1.5
1984-85	29	27	0.9
1985-86	38	84	2.2
<b>Totals</b>	<b>124</b>	<b>207</b>	<b>1.7</b>

## 7. Jerry Reynolds

YEAR	G	TOTAL	AVG.
1982-83	32	65	2.0
1983-84	29	81	2.8
1984-85	29	48	1.6
<b>Totals</b>	<b>90</b>	<b>194</b>	<b>2.1</b>

## 8. Garrett Temple

YEAR	G	TOTAL	AVG.
2005-06	36	38	1.1
2006-07	32	52	1.6
2007-08	31	41	1.3
2008-09	35	60	1.7
<b>Totals</b>	<b>134</b>	<b>191</b>	<b>1.4</b>

## 9. Tasmin Mitchell

YEAR	G	TOTAL	AVG.
2005-06	36	53	1.5
2006-07	32	34	1.1
2007-08	3	7	2.3
2008-09	35	55	1.6
2009-10	31	41	1.3
<b>Totals</b>	<b>137</b>	<b>190</b>	<b>1.4</b>

## 10. Darryl Joe

YEAR	G	TOTAL	AVG.
1986-87	37	93	2.5
1987-88	30	80	2.7
<b>Totals</b>	<b>67</b>	<b>173</b>	<b>2.6</b>

## 11. Jermaine Williams

YEAR	G	TOTAL	AVG.
1998-99	26	13	0.5
1999-00	31	23	0.7
2000-01	29	42	1.4
2001-02	34	76	2.2
<b>Totals</b>	<b>120</b>	<b>154</b>	<b>1.3</b>

## 12. Leonard Mitchell

YEAR	G	TOTAL	AVG.
1980-81	36	35	0.9
1981-82	27	44	1.6
1982-83	31	47	1.5
1983-84	24	25	1.0
<b>Totals</b>	<b>118</b>	<b>151</b>	<b>1.3</b>

## 13. Antonio Hudson

YEAR	G	TOTAL	AVG.
2001-02	34	42	1.2
2002-03	32	42	1.3
2003-04	28	25	0.9
2004-05	30	30	1.0
<b>Totals</b>	<b>124</b>	<b>139</b>	<b>1.1</b>

## 14. Vernel Singleton

YEAR	G	TOTAL	AVG.
1988-89	32	37	1.1
1989-90	32	26	0.8
1990-91	30	41	1.4
1991-92	31	32	1.0
<b>Totals</b>	<b>125</b>	<b>136</b>	<b>1.1</b>

## 14. Johnny Jones

YEAR	G	TOTAL	AVG.
1980-81	36	27	0.7
1981-82	28	33	1.2
1982-83	31	55	1.8
1983-84	26	21	0.8
<b>Totals</b>	<b>121</b>	<b>136</b>	<b>1.1</b>

## 16. Andre Stringer

YEAR	G	TOTAL	AVG.
2010-11	32	34	1.1
2011-12	28	37	1.3
2012-13	31	25	0.8
2013-14	34	34	1.0
<b>Totals</b>	<b>130</b>	<b>130</b>	<b>1.0</b>

## 17. Brian Beshara

YEAR	G	TOTAL	AVG.
1998-99	26	30	1.1
1999-00	34	49	1.4
2000-01	20	47	2.3
<b>Totals</b>	<b>89</b>	<b>126</b>	<b>1.4</b>

## 18. Maurice Williamson

YEAR	G	TOTAL	AVG.
1989-90	31	55	1.8
1991-92	31	40	1.3
1992-93	25	26	1.0
<b>Totals</b>	<b>87</b>	<b>121</b>	<b>1.3</b>

## 19. Storm Warren

YEAR	G	TOTAL	AVG.
2008-09	30	12	0.4
2009-10	31	33	1.1
2010-11	29	38	1.3
2011-12	33	30	0.9
<b>Totals</b>	<b>123</b>	<b>113</b>	<b>0.9</b>

## 20. Collis Temple III

YEAR	G	TOTAL	AVG.
1999-00	33	21	0.6
2000-01	29	40	1.4
2001-02	21	21	1.0
2002-03	32	28	0.9
<b>Totals</b>	<b>115</b>	<b>110</b>	<b>0.9</b>

## 21. Ronald Dupree

YEAR	G	TOTAL	AVG.
1999-00	34	15	0.4
2000-01	29	37	1.3
2001-02	34	35	1.0
2002-03	32	22	0.7
<b>Totals</b>	<b>129</b>	<b>109</b>	<b>0.8</b>

## 21. Jamie Brandon

YEAR	G	TOTAL	AVG.
1991-92	29	41	1.4
1992-93	26	29	1.1
1993-94	27	39	1.4
<b>Totals</b>	<b>82</b>	<b>109</b>	<b>1.3</b>

## 21. Jalyn Patterson

YEAR	G	TOTAL	AVG.
2014-15	31	37	1.2
2015-16	28	34	1.2
2016-17	31	38	1.2
<b>Totals</b>	<b>90</b>	<b>109</b>	<b>1.2</b>

## 24. Shaquille O'Neal

YEAR	G	TOTAL	AVG.
1989-90	32	38	1.2
1990-91	28	41	1.5
1992-93	30	29	0.9
<b>Totals</b>	<b>90</b>	<b>108</b>	<b>1.2</b>

## 25. Ronnie Henderson

YEAR	G	TOTAL	AVG.
1993-94	27	29	1.1
1994-95	27	35	1.3
1995-96	23	40	1.7
<b>Totals</b>	<b>77</b>	<b>104</b>	<b>1.3</b>

## 26. Tim Quarterman

YEAR	G	TOTAL	AVG.
2013-14	33	24	0.7
1994-95	33	47	1.4
1995-96	33	32	1.0
<b>Totals</b>	<b>99</b>	<b>103</b>	<b>1.0</b>

## LSU Players with:

### 1,000 PTS-500 REBOUNDS-200 ASSISTS-100 STEALS

Tasmin Mitchell –	1989-950-291-190
Clarence Ceasar –	1343-670-234-310
Jerry Reynolds –	1069-613-211-194

## LSU Players with:

### 1,000 PTS-500 REBOUNDS-200 ASSISTS

Ricky Blanton –	1501-766-314
Clarence Ceasar –	1343-670-234
Pete Maravich –	3667-513-425
Tasmin Mitchell –	1989-950-291
Jerry Reynolds –	1069-613-211

## LSU Players with:

### 1,000 PTS-500 REBOUNDS

Pete Maravich –	3667-513
Durand Macklin –	2080-1276
Tasmin Mitchell –	1989-950
Shaquille O'Neal –	1941-1217
Bob Pettit –	1916-1039
Ronald Dupree –	1726-907
Glen Davis –	1587-916
Vernel Singleton –	1513-784
Leonard Mitchell –	1508-922
Ricky Blanton –	1501-766
Nikita Wilson –	1384-699
Al Sanders –	1383-1168
Dewayne Scales –	1357-733
Clarence Ceasar –	1343-670
Bill Newton –	1339-802
Roger Sigler –	1318-713
Dick Maile –	1284-772
Johnny O'Bryant III –	1157-702
Wayne Sims –	1107-603
Jerry Reynolds –	1069-613
John Williams –	1046-503

# 30 Points, 20 Rebounds, 10 Assists

## Games in Bold Mark Last Time In The Category

### 60-Point Club (5 by 2 players all-time)

69	Pete Maravich vs. Alabama	Feb. 7, 1970
66	Pete Maravich vs. Tulane	Feb. 10, 1969
<b>64</b>	<b>Pete Maravich vs. Kentucky</b>	<b>Feb. 21, 1970</b>
61	Pete Maravich vs. Vanderbilt	Dec. 11, 1969
60	Bob Pettit vs. Louisiana College	Dec. 7, 1953

### 50-Point Club (30 by 4 players all-time)

59	Pete Maravich vs. Alabama	Feb. 17, 1968
58	Pete Maravich vs. Georgia	March 8, 1969
58	Pete Maravich vs. Mississippi State	Dec. 22, 1967
57	Bob Pettit vs. Georgia	Jan. 9, 1954
55	Chris Jackson vs. Ole Miss	March 4, 1989
55	Pete Maravich vs. Mississippi State	March 2, 1970
55	Pete Maravich vs. Kentucky	Jan. 24, 1970
55	Pete Maravich vs. Alabama	Jan. 3, 1970
55	Pete Maravich vs. Mississippi State	March 3, 1969
55	Pete Maravich vs. Tulane	Dec. 14, 1968
55	Pete Maravich vs. Tulane	Feb. 21, 1968
55	Pete Maravich vs. Auburn	Jan. 3, 1968
54	Pete Maravich vs. Auburn	Feb. 15, 1969
54	Pete Maravich vs. Vanderbilt	Jan. 29, 1968
<b>53</b>	<b>Shaquille O'Neal vs. Arkansas State</b>	<b>Dec. 18, 1990</b>
53	Chris Jackson vs. Florida	Dec. 10, 1988
53	Pete Maravich vs. Ole Miss	Jan. 31, 1970
53	Pete Maravich vs. St. John's	Dec. 29, 1969
53	Pete Maravich vs. Duquesne	Dec. 30, 1968
52	Pete Maravich vs. Florida	Feb. 4, 1970
52	Pete Maravich vs. Kentucky	Jan. 25, 1969
52	Pete Maravich vs. Loyola	Dec. 2, 1968
52	Pete Maravich vs. Kentucky	Jan. 27, 1968
52	Pete Maravich vs. Tulane	Jan. 11, 1968
51	Chris Jackson vs. Texas	Jan. 2, 1990
51	Pete Maravich vs. Georgia	Feb. 12, 1968
51	Pete Maravich vs. Loyola	Dec. 9, 1967
50	Chris Jackson vs. Tennessee	Feb. 11, 1989
50	Pete Maravich vs. Southern California	Dec. 18, 1969
50	Pete Maravich vs. Florida	Feb. 12, 1969

### 40-Point Club (43 by 9 players since 1967)

49	Chris Jackson vs. Tennessee	Feb. 10, 1990
49	Pete Maravich vs. Tulane	Feb. 9, 1970
49	Pete Maravich vs. Mississippi State	Feb. 2, 1970
49	Pete Maravich vs. Clemson	Dec. 20, 1969
49	Pete Maravich vs. Ole Miss	March 1, 1969
49	Pete Maravich vs. Auburn	Feb. 7, 1968
48	Chris Jackson vs. Florida	March 1, 1989
48	Chris Jackson vs. Louisiana Tech	Dec. 6, 1988
48	Pete Maravich vs. Tampa	Dec. 2, 1967
47	Pete Maravich vs. Georgia	Dec. 21, 1968
47	Pete Maravich vs. Florida	Feb. 10, 1968
46	Chris Jackson vs. Vanderbilt	Feb. 18, 1990
46	Pete Maravich vs. Auburn	Feb. 16, 1970
46	Pete Maravich vs. Oregon State	Dec. 22, 1969
46	Pete Maravich vs. Tulane	Dec. 13, 1969
46	Pete Maravich vs. Auburn	Jan. 11, 1969
46	Pete Maravich vs. Ole Miss	Dec. 19, 1967
45	Chris Jackson vs. Georgia	Jan. 24, 1990
45	Pete Maravich vs. Loyola	Dec. 9, 1969
45	Pete Maravich vs. Kentucky	Feb. 22, 1969
45	Pete Maravich vs. Wyoming	Dec. 26, 1968
45	Pete Maravich vs. Florida	Dec. 18, 1968
44	Kenny Higgs vs. Duke	Dec. 20, 1974
44	Pete Maravich vs. Auburn	Jan. 10, 1970
44	Pete Maravich vs. Kentucky	Feb. 3, 1968
<b>43</b>	<b>Ben Simmons vs. North Florida</b>	<b>Dec. 2, 2015</b>
43	Shaquille O'Neal vs. Northern Arizona	Dec. 28, 1991
43	Pete Maravich vs. Oregon State	Dec. 4, 1969
42	Al Sanders vs. Auburn	Feb. 14, 1972
42	Pete Maravich vs. Alabama	Jan. 4, 1969
42	Pete Maravich vs. Vanderbilt	March 4, 1968
42	Pete Maravich vs. Florida State	Dec. 16, 1967
42	Pete Maravich vs. Wisconsin	Dec. 15, 1967
42	Pete Maravich vs. Texas	Dec. 4, 1967

41	Tasmin Mitchell vs. Mississippi State	Feb. 11, 2009
41	Chris Jackson vs. Kentucky	Feb. 15, 1990
41	Pete Maravich vs. Georgia	March 7, 1970
40	Ronnie Henderson vs. Alabama	Feb. 11, 1995
40	Chris Jackson vs. Mississippi State	Jan. 4, 1990
40	Durand Macklin vs. Tennessee	Jan. 15, 1977
40	Pete Maravich vs. Pittsburgh	Jan. 31, 1969
40	Pete Maravich vs. Oklahoma City Univ.	Dec. 28, 1968
40	Pete Maravich vs. Ole Miss	Feb. 24, 1968

### 35-Point Club (37 by 14 players since 1967)

<b>39</b>	<b>Tremont Waters, vs. Marquette</b>	<b>Nov. 22, 2017</b>
39	Al Sanders vs. Loyola	Dec. 1, 1970
38	Tasmin Mitchell vs. Auburn	Jan. 20, 2010
38	Marcus Thornton vs. Mississippi State	March 8, 2008
38	Marcus Thornton vs. Auburn	Jan. 30, 2008
38	Shaquille O'Neal vs. Ole Miss	Feb. 20, 1991
38	Shaquille O'Neal vs. Georgia	Feb. 8, 1991
38	Chris Jackson vs. Vanderbilt	Feb. 18, 1989
38	Kenny Higgs vs. Tennessee	March 1, 1975
38	Pete Maravich vs. Vanderbilt	Feb. 14, 1970
38	Pete Maravich vs. Florida	Feb. 11, 1970
38	Pete Maravich vs. UCLA	Dec. 23, 1969
38	Pete Maravich vs. Alabama	Feb. 8, 1969
38	Pete Maravich vs. Vanderbilt	Jan. 9, 1969
38	Pete Maravich vs. Clemson	Dec. 7, 1968
37	Chris Jackson vs. Ole Miss	March 3, 1990
37	Chris Jackson vs. Southern Miss	Nov. 15, 1989
37	Chris Jackson vs. Tennessee	March 10, 1989
37	Ricky Blanton vs. Tennessee-Martin	Dec. 20, 1988
37	Bill Newton vs. Georgetown	Jan. 6, 1972
37	Al Sanders vs. Ole Miss	Jan. 30, 1971
37	Pete Maravich vs. Georgia	Feb. 18, 1970
36	Ben Simmons at Vanderbilt	Jan. 2, 2016
36	Marcus Thornton vs. Georgia	March 2, 2008
36	Ronnie Henderson vs. Oklahoma State	Dec. 20, 1994
36	Ronnie Henderson vs. Kentucky	Feb. 15, 1994
36	Shaquille O'Neal vs. Indiana	March 21, 1992
36	Shaquille O'Neal vs. Alabama	Feb. 17, 1991
36	Glenn Hansen vs. Florida	Feb. 8, 1975
35	Maurice Carter vs. Arkansas	Jan. 2, 1999
35	Duane Spencer vs. Alabama	Feb. 15, 1997
35	Chris Jackson vs. UNLV	Jan. 28, 1990
35	Glenn Hansen vs. Auburn	Jan. 25, 1975
35	Glenn Hansen vs. Vanderbilt	Feb. 11, 1974
35	Bill Newton vs. Loyola	Jan. 8, 1972
35	Pete Maravich vs. Ole Miss	Feb. 28, 1970
35	Pete Maravich vs. Vanderbilt	Feb. 17, 1969

### 30-Point Club (112 by 37 players since 1967)

34	Ronnie Henderson vs. Maryland-Baltimore County	Dec. 30, 1994
34	Roman Rubchenko vs. Georgia State	Dec. 28, 1994
34	Ronnie Henderson vs. Troy State	Dec. 6, 1994
34	Roman Rubchenko vs. George Mason	Dec. 3, 1994
34	Shaquille O'Neal vs. Georgia	Jan. 7, 1991
34	Shaquille O'Neal vs. Vanderbilt	Jan. 2, 1991
34	Chris Jackson vs. Loyola Marymount	Feb. 3, 1990
34	Chris Jackson vs. Kentucky	Feb. 15, 1989
34	Chris Jackson vs. Vanderbilt	Jan. 18, 1989
34	Ricky Blanton vs. Chaminade	Dec. 29, 1988
34	DeWayne Scales vs. Montana State	Dec. 18, 1987
34	Kenny Higgs vs. Mississippi State	Jan. 2, 1978
34	Pete Maravich vs. Yale	Dec. 30, 1969
34	Pete Maravich vs. Mississippi State	Feb. 19, 1968
33	Marcus Thornton vs. Southeastern Louisiana	Jan. 3, 2009
33	Stromile Swift vs. Wyoming	Nov. 27, 1999
33	Roger Washington vs. Louisville	Dec. 7, 1996
33	Ronnie Henderson vs. Georgia	Feb. 18, 1995
33	Clarence Ceasar vs. Arkansas	March 2, 1994
33	Shaquille O'Neal vs. Tennessee	Feb. 23, 1991
33	Shaquille O'Neal vs. Kentucky	Feb. 5, 1991
33	Chris Jackson vs. Tennessee	Jan. 8, 1990
33	Chris Jackson vs. UTEP	March 17, 1989
33	Chris Jackson vs. Auburn	Jan. 7, 1989
33	Jose Vargas vs. Florida	Dec. 16, 1986
33	Howard Carter vs. Auburn	Jan. 21, 1981



# 30 Points, 20 Rebounds, 10 Assists

33	DeWayne Scales vs. Boston	Dec. 28, 1979
33	Kenny Higgs vs. Tennessee	Jan. 26, 1976
33	Glenn Hansen vs. Tennessee	Jan. 27, 1975
33	Pete Maravich vs. Mississippi State	Feb. 3, 1969
33	Pete Maravich vs. Clemson	Jan. 24, 1968
32	Antonio Blakeney vs. Florida	Feb. 27, 2016
32	Keith Hornsby at Houston	Dec. 13, 2015
32	Marcus Thornton vs Florida	Feb. 24, 2009
32	Marcus Thornton vs. Troy	Nov. 30, 2008
32	Darrel Mitchell vs. Ohio State	Jan. 15, 2005
32	Ronnie Henderson vs. Auburn	Feb. 25, 1995
32	Shaquille O'Neal vs. Ole Miss	Jan. 19, 1991
32	Chris Jackson vs. Kansas	Nov. 17, 1989
32	DeWayne Scales vs. Ole Miss	Feb. 21, 1980
32	Durand Macklin vs. Delaware	Dec. 29, 1979
32	Kenny Higgs vs. Kentucky	Feb. 2, 1976
32	Kenny Higgs vs. Tulane	Dec. 3, 1975
32	Glenn Hansen vs. Auburn	Feb. 24, 1975
32	Eddie Palubinskas vs. Florida	Feb. 9, 1974
32	Eddie Palubinskas vs. Memphis State	Dec. 5, 1972
32	Pete Maravich vs. Florida	Jan. 6, 1968
<b>31</b>	<b>Duop Reath at Vanderbilt</b>	<b>Jan. 20, 2018</b>
31	Antonio Blakeney at Kentucky	Feb. 7, 2017
31	Antonio Blakeney vs. Mississippi State	Feb. 6, 2016
31	Marcus Thornton vs. Mississippi State	Jan. 21, 2009
31	Duane Spencer vs. North Carolina A&T	Nov. 30, 1996
31	Ronnie Henderson vs. Ole Miss	Feb. 3, 1996
31	Ronnie Henderson vs. Nicholls State	Jan. 23, 1996
31	Ronnie Henderson vs. Alabama	Jan. 6, 1996
31	Shaquille O'Neal vs. Mississippi State	March 7, 1992
31	Shaquille O'Neal vs. Florida	Jan. 26, 1991
31	Mike Hansen vs. Tennessee	Jan. 22, 1991
31	Chris Jackson vs. Georgia	Feb. 25, 1990
31	Maurice Williamson vs. Vanderbilt	Feb. 18, 1990
31	Ricky Blanton vs. Auburn	Jan. 7, 1989
31	Ricky Blanton vs. Southern	Dec. 5, 1987
31	Anthony Wilson vs. Georgia	March 7, 1987
31	Don Redden vs. Hawaii Pacific	Dec. 1, 1985
31	Don Redden vs. Mississippi State	Feb. 20, 1984
31	Durand Macklin vs. Lamar	March 14, 1981
31	Durand Macklin vs. Alcorn State	March 8, 1980
31	DeWayne Scales vs. Georgia	Feb. 9, 1980
31	Kenny Higgs vs. Auburn	Feb. 20, 1978
31	Glenn Hansen vs. Tennessee	March 1, 1975
31	Bill Newton vs. Kentucky	Feb. 26, 1972
31	Pete Maravich vs. Ole Miss	Feb. 1, 1969
30	Duop Reath vs. UNCW	Dec. 10, 2017
30	Johnny O'Bryant III at South Carolina	Feb. 14, 2013
30	Marcus Thornton vs. Butler	March 19, 2009
30	Marcus Thornton vs. Xavier	Jan. 24, 2009
30	Tasmin Mitchell vs. South Carolina	Jan. 14, 2009
30	Brandon Bass vs. Louisiana-Lafayette	Nov. 21, 2004
30	Jaime Lloreda vs. McNeese State	Nov. 24, 2003
30	Ronald Dupree at Arkansas	Feb. 16, 2002
30	Collis Temple III at Tennessee	March 3, 2001
30	Jabari Smith vs. Alabama	Feb. 10, 1999
30	Ronnie Henderson vs. Georgia	Feb. 7, 1996
30	Ronnie Henderson vs. Auburn	Jan. 21, 1996
30	Ronnie Henderson vs. Ole Miss	Feb. 15, 1995
30	Jamie Brandon vs. Auburn	Jan. 8, 1994
30	Maurice Williamson vs. BYU	March 19, 1992
30	Shaquille O'Neal vs. Auburn	Feb. 22, 1992
30	Shaquille O'Neal vs. Tennessee	Jan. 29, 1992
30	Chris Jackson vs. Alabama	Jan. 21, 1989
30	Chris Jackson vs. Maryland	Jan. 2, 1989
30	Chris Jackson vs. Morehead State	Dec. 28, 1988
30	Ricky Blanton vs. Vanderbilt	March 11, 1988
30	Jose Vargas vs. Oklahoma	Jan. 11, 1988
30	Ricky Blanton vs. Northern Iowa	Dec. 28, 1987
30	Jose Vargas vs. Southwest Texas	Dec. 22, 1987
30	Durand Macklin vs. Vanderbilt	Jan. 30, 1980
30	Durand Macklin vs. Vanderbilt	Jan. 2, 1980
30	Al Green vs. Tulane	Dec. 9, 1978
30	Durand Macklin vs. Georgia	Feb. 4, 1978
30	Durand Macklin vs. Vanderbilt	Jan. 16, 1978
30	Kenny Higgs vs. Auburn	Feb. 26, 1977
30	Kenny Higgs vs. California	Nov. 29, 1975
30	Glenn Hansen vs. Kentucky	Jan. 5, 1974

30	Eddie Palubinskas vs. Nevada	Dec. 3, 1973
30	Al Sanders vs. Ole Miss	March 4, 1972
30	Bill Newton vs. Vanderbilt	Feb. 13, 1971
30	Al Sanders vs. Florida	Feb. 10, 1971
30	Bill Newton vs. Utah State	Dec. 27, 1970
30	Pete Maravich vs. Tennessee	Feb. 23, 1970
30	Pete Maravich vs. Alabama	Dec. 30, 1967
30	Danny Hester vs. Georgetown	March 15, 1970

## 20 Rebound Club (20 by 10 players)

32	Durand Macklin vs. Tulane	Nov. 26, 1976
26	Al Sanders vs. Mississippi State	Feb. 7, 1972
26	Al Sanders vs. Mississippi State	Feb. 1, 1971
25	Danny Hester vs. Ole Miss	Jan. 31, 1970
25	Al Sanders vs. Florida	Dec. 18, 1970
25	Bob Pettit vs. Holy Cross	Dec. 29, 1953
24	Shaquille O'Neal vs. Loyola Marymount (20 pts)	Feb. 3, 1990
23	Lionel Green vs. Vanderbilt	Feb. 5, 1979
22	Durand Macklin vs. Auburn (26 pts)	Jan. 16, 1980
21	Shaquille O'Neal vs. Kentucky	Feb. 15, 1990
21	Jaime Lloreda vs. McNeese State	Nov. 24, 2003
21	Shaquille O'Neal vs. Florida (31 pts)	Jan. 26, 1991
21	Lionel Green vs. Montana State	Dec. 18, 1978
<b>20</b>	<b>Ben Simmons vs. Marquette</b>	<b>Nov. 23, 2015</b>
20	Jordan Mickey, vs. Mississippi State	Jan. 31, 2015
20	Geert Hammink vs Campbell (20 pts)	Dec. 16, 1992
20	Shaquille O'Neal vs. Kentucky (20 pts)	Feb. 2, 1992
20	Shaquille O'Neal vs. Auburn (30 pts)	Feb. 22, 1992
20	Shaquille O'Neal vs. Nicholls (24 pts)	Dec. 29, 1990
20	Lionel Green vs. Tulane	Dec. 9, 1978

## 15 Rebound Club (112 by 34 players)

19	Anthony Randolph vs. Vanderbilt	Jan. 19, 2009
19	Misha Mutavdzic vs. McNeese State	Nov. 29, 1994
19	Shaquille O'Neal vs. North Arizona	Dec. 28, 1991
19	Shaquille O'Neal vs. Texas	Jan. 3, 1992
19	Shaquille O'Neal vs Auburn	Jan. 8, 1992
19	Shaquille O'Neal vs. Arkansas State	Dec. 18, 1990
19	Shaquille O'Neal vs. Alabama	Feb. 17, 1991
19	Shaquille O'Neal vs. Florida	Feb. 27, 1991
19	Shaquille O'Neal vs. Texas	Jan. 2, 1990
18	Ben Simmons vs. Arkansas	Jan. 16, 2016
18	Ben Simmons vs. Col. Of Charleston	Nov. 30, 2015
18	Tasmin Mitchell vs. Southeastern Louisiana	Dec. 14, 2009
18	Glen Davis vs. Arkansas	Feb. 10, 2007
18	Glen Davis vs. Arkansas	Jan. 19, 2005
18	Geert Hammink vs. Ole Miss	March 6, 1993
18	Shaquille O'Neal vs. Alabama	Feb. 29, 1992
18	Shaquille O'Neal vs. Alabama	Jan. 16, 1991
18	Shaquille O'Neal vs. Mississippi State	Jan. 29, 1991
18	Stanley Roberts vs. Cal State Los Angeles	Dec. 8, 1989
18	Jose Vargas vs. Florida	Dec. 16, 1986
18	Durand Macklin vs. Villanova	Dec. 28, 1976
17	Ben Simmons at Florida	Jan. 9, 2016
17	Jordan Mickey, vs. Missouri	Jan. 8, 2015
17	Tasmin Mitchell vs. Tennessee	Feb. 4, 2010
17	Glen Davis vs. Alabama	Jan. 9, 2007
17	Brandon Bass vs. Mississippi State	Feb. 16, 2005
17	Jaime Lloreda vs. Arkansas	Feb. 7, 2004
17	Jabari Smith vs. Texas Pan-American	Nov. 16, 1998
17	Geert Hammink vs. Tennessee	Feb. 20, 1993
17	Shaquille O'Neal vs. Tennessee	Jan. 29, 1992
17	Shaquille O'Neal vs. Kentucky	Jan. 5, 1991
17	Shaquille O'Neal vs. Georgia	Feb. 8, 1991
17	Ricky Blanton vs. Vanderbilt	Feb. 8, 1988
17	Leonard Mitchell vs. Chaminade	Nov. 25, 1982
17	Lionel Green vs. Colgate	Dec. 29, 1977
17	DeWayne Scales vs. Vanderbilt	Feb. 13, 1978
17	DeWayne Scales vs. Kentucky	Feb. 11, 1978
17	Greg Cook at Pacific	Dec. 20, 1986
17	Rick Mattick vs. Vanderbilt	Feb. 21, 1977
<b>16</b>	<b>Aaron Epps, vs. Houston</b>	<b>Dec. 13, 2017</b>
16	Duop Reath, vs. Texas A&M	Feb. 4, 2017
16	Ben Simmons vs. South Alabama	Nov. 19, 2015
16	Jarell Martin vs. Auburn	March 13, 2015
16	Jarell Martin, vs. Auburn	Feb. 5, 2015
16	Johnny O'Bryant III at Arkansas	Feb. 15, 2014

# 30 Points, 20 Rebounds, 10 Assists

16	Justin Hamilton vs. Ole Miss	Jan. 7, 2012
16	Storm Warren vs. Northwestern State	Dec. 12, 2009
16	Storm Warren vs. Louisiana-Lafayette	Dec. 1, 2009
16	Glen Davis vs. Arkansas	Feb. 8, 2006
16	Glen Davis vs. New Orleans	Dec. 13, 2005
16	Jaime Lloreda vs. South Carolina	Jan. 24, 2004
16	Jaime Lloreda vs. Southern Miss	Dec. 20, 2003
16	Ronald Dupree vs. Nicholls	Dec. 30, 2001
16	Ronald Dupree vs. Campbell	Nov. 17, 2001
16	Ronald Dupree vs. Arkansas	Jan. 26, 2000
16	Shaquille O'Neal vs. Arkansas	Jan. 11, 1992
16	Shaquille O'Neal vs. Tennessee	March 13, 1992
16	Shaquille O'Neal vs. Chapman	Dec. 7, 1990
16	Shaquille O'Neal vs. Georgia	Jan. 7, 1991
16	Shaquille O'Neal vs. Kentucky	Feb. 5, 1991
16	Shaquille O'Neal vs. Connecticut	March 14, 1991
16	Stanley Roberts vs. Texas	Jan. 2, 1990
16	Ricky Blanton vs. Southern	Dec. 4, 1987
16	Leonard Mitchell vs. Washington	Dec. 1, 1983
16	Durand Macklin vs. Lamar	March 14, 1981
16	Durand Macklin vs. Mississippi State	Feb. 7, 1981
16	DeWayne Scales vs. Boston	Dec. 28, 1979
16	Durand Macklin vs. St. Francis	Nov. 24, 1978
16	Durand Macklin vs. Arkansas	Dec. 29, 1977
16	DeWayne Scales vs. Auburn	Feb. 20, 1978
16	DeWayne Scales vs. Kentucky	Jan. 14, 1978
16	Durand Macklin vs. Auburn	Jan. 29, 1977
16	Durand Macklin vs. Georgia	Jan. 17, 1977
15	Jordan Mickey vs. Sam Houston	Dec. 13, 2014
15	Malcolm White vs. Tennessee-Martin	Nov. 18, 2010
15	Tasmin Mitchell vs. Cal State Fullerton	Dec. 2, 2008
15	Chris Johnson vs. Georgia	March 2, 2008
15	Chris Johnson vs. Ole Miss	Feb. 23, 2008
15	Glen Davis vs. Tennessee	March 8, 2007
15	Glen Davis vs. Florida	Feb. 11, 2006
15	Glen Davis vs. Kentucky	Feb. 25, 2006
15	Brandon Bass vs. Houston	Dec. 21, 2004
15	Jaime Lloreda vs. Arkansas	Jan. 6, 2004
15	Jaime Lloreda vs. South Carolina	March 14, 2003
15	Jaime Lloreda vs. Florida	Feb. 5, 2003
15	Ronald Dupree vs. Centenary	Jan. 17, 2001
15	Brian Beshara vs. Troy	Dec. 22, 1998
15	Jabari Smith vs. Alabama	Feb. 10, 1999
15	Geert Hammink vs. Mississippi State	Feb. 10, 1993
15	Jamie Brandon vs. South Carolina	Jan. 30, 1993
15	Shaquille O'Neal vs. Ole Miss	Feb. 25, 1992
15	Shaquille O'Neal vs. Florida	Feb. 5, 1992
15	Shaquille O'Neal vs. Ole Miss	Jan. 25, 1992
15	Shaquille O'Neal vs. Louisiana-Monroe	Nov. 22, 1991
15	Shaquille O'Neal vs. Southeastern Louisiana	Nov. 26, 1990
15	Stanley Roberts vs. Georgia Tech	March 17, 1990
15	Shaquille O'Neal vs. Florida	Feb. 27, 1990
15	Shaquille O'Neal vs. Vanderbilt	Feb. 18, 1990
15	Shaquille O'Neal vs. Georgia	Jan. 24, 1990
15	Shaquille O'Neal vs. Kentucky	Jan. 13, 1990
15	Vernel Singleton at Tennessee	Jan. 11, 1989
15	Nikita Wilson vs. BYU Hawaii	Dec. 31, 1986
15	Oliver Brown vs. Denison	Jan. 1, 1987
15	John Williams vs. UNC-Wilmington	Dec. 22, 1984
15	Steffond Johnson vs. Ole Miss	Feb. 12, 1984
15	Jerry Reynolds vs. Vanderbilt	Jan. 1, 1984
15	Howard Carter vs. Florida	Jan. 3, 1981
15	Durand Macklin vs. Tennessee	Feb. 21, 1981
15	Leonard Mitchell vs. Colgate	Nov. 28, 1980
15	DeWayne Scales vs. DePaul	Jan. 20, 1980
15	Lionel Green vs. Michigan State	March 16, 1979
15	Durand Macklin vs. Alabama	March 6, 1978
15	DeWayne Scales vs. Ole Miss	Feb. 25, 1978
15	DeWayne Scales vs. Tennessee	Feb. 5, 1978
15	DeWayne Scales vs. Oral Roberts	Dec. 1, 1978
15	Durand Macklin vs. Oral Roberts	Dec. 3, 1977
15	Greg Cook vs. Florida	Jan. 31, 1977
15	Greg Cook vs. Montana State	Dec. 27, 1976
15	Durand Macklin vs. Montana State	Dec. 27, 1976

## 15 Assists Club (8 by 3 players)

19	Kenny Higgs vs. Georgia	Jan. 17, 1977
18	Randy Livingston vs. George Mason	Dec. 3, 1994
18	Ethan Martin vs. Tulane	Dec. 6, 1980
18	Kenny Higgs vs. Tennessee	Jan. 15, 1977
17	Kenny Higgs vs. Mississippi State	Feb. 16, 1976
16	Kenny Higgs vs. Vanderbilt	Feb. 28, 1976
<b>15</b>	<b>Randy Livingston vs. Troy</b>	<b>Dec. 6, 1994</b>
15	Randy Livingston vs. McNeese State	Nov. 29, 1994

## 10 Assists Club (44 by 20 players)

14	Derrick Taylor vs. Kentucky	Feb. 27, 1982
13	Kenny Higgs vs. Niagara	Dec. 8, 1976
12	Torris Bright vs. McNeese State	Dec. 7, 2002
12	Randy Livingston vs. Maryland Baltimore County	Dec. 30, 1994
12	Randy Livingston vs. Georgia State	Dec. 28, 1994
12	Ethan Martin vs. Lamar	March 14, 1981
12	Ethan Martin vs. Alabama	March 6, 1978
11	Tremont Waters vs. Arkansas	Feb. 3, 2018
11	Lamont Roland vs. New Orleans	Dec. 16, 2000
11	DeJuan Collins vs. New Orleans	Nov. 20, 1997
11	Randy Livingston vs. Auburn	Jan. 11, 1995
11	Randy Livingston vs. Florida	Jan. 3, 1995
11	Randy Devall vs. Louisiana-Monroe	Feb. 3, 1990
11	Don Redden vs. Florida	Jan. 23, 1985
11	Jerry Reynolds vs. UNC-Ashville	Dec. 22, 1984
11	Ethan Martin vs. DePaul	Jan. 20, 1980
11	Willie Sims vs. Auburn	Feb. 12, 1979
11	Ethan Martin vs. Army	Dec. 29, 1978
11	Ethan Martin vs. Tulane	Dec. 4, 1978
11	Kenny Higgs vs. Vanderbilt	Feb. 21, 1977
11	Kenny Higgs vs. Oklahoma City Univ.	Dec. 17, 1976
10	Tremont Waters vs. Mississippi State	March 3, 2018
10	Tremont Waters vs. North Florida	Dec. 22, 2017
10	Tremont Waters vs. UNCW	Dec. 10, 2017
10	Tremont Waters vs. UT-Martin	Nov. 29, 2017
10	Ben Simmons vs. NC State	Nov. 24, 2015
10	Garrett Temple vs. Troy	Nov. 30, 2008
10	Tack Minor vs. New Orleans	Nov. 24, 2004
10	Torris Bright vs. Mississippi State	Jan. 11, 2003
10	Torris Bright vs. Houston	Jan. 8, 2003
10	Torris Bright vs. Mercer	Nov. 25, 2001
10	Torris Bright vs. Alabama	Jan. 5, 2000
10	DeJuan Collins vs. Arkansas	Jan. 4, 1998
10	Randy Livingston vs. Alabama	Jan. 6, 1996
10	Maurice Williamson vs. Vanderbilt	Feb. 18, 1990
10	Dennis Brown vs. Ole Miss	Dec. 5, 1984
10	John Tudor vs. Auburn	Feb. 25, 1984
10	Ethan Martin vs. Wichita State	March 22, 1981
10	Ethan Martin vs. Kentucky	Jan. 19, 1981
10	Greg Cook vs. Kentucky	March 1, 1980
10	Ethan Martin vs. Georgia	Jan. 3, 1979
10	Ethan Martin vs. Georgia	Feb. 4, 1978
10	Ethan Martin vs. Mississippi State	Jan. 2, 1978

## 20-point, 20 rebound games (since 1973-74)

<b>Ben Simmons</b>	<b>21-20, vs. Marquette, 11/23/15</b>
Jordan Mickey	(2) LAST: 25-20, at Mississippi State, 1/31/15
Jaime Lloreda	30-21, vs. McNeese State, 11/24/03
Geert Hammink	20-20, vs. Campbell, 12/16/92
Shaquille O'Neal	(5) Last: 30-20, vs. Auburn, 2/22/92
John Williams	20-20, vs. Florida, 3/6/86
Rudy Macklin	26-22, vs. Auburn, 1/16/80
Ed LeBlanc	20-21, vs. Tulane, 12/3/75

## 20-point, 15 rebound games (since 1973-74)

<b>Ben Simmons</b>	<b>(2) Last: 28-17, at Florida, 01/09/16</b>
Jordan Mickey	21-15, vs. Sam Houston, 12/13/14
Johnny O'Bryant III	20-16, at Arkansas, 2/15/14
Justin Hamilton	23-16, vs. Ole Miss, 1/7/12
Tasmin Mitchell	24-18, vs. Southeastern Louisiana, 12/14/09
Storm Warren	21-16, vs. Northwestern State, 12/12/09
Glen Davis	(5) Last: 25-15, vs. Tennessee, 3/8/07
Brandon Davis	(2) Last: 21-17, vs. Mississippi State, 2/16/05
Jaime Lloreda	(2) Last: 21-15, vs. Florida, 3/14/03

# 20-10 Games

Ronald Dupree	21-15, vs. Centenary, 1/17/01
Jabari Smith	30-15, vs. Alabama, 2/10/99
Misha Mutavdzic	25-19, vs. McNeese, 11/29/94
Jamie Brandon	21-15, vs. South Carolina, 1/30/93
Geert Hammink	(3) Last: 22-18, vs. Ole Miss, 3/6/93
Shaquille O'Neal	(24) Last: 28-18, vs. Alabama, 2/29/92
Stanley Roberts	(3) Last: 21-15, vs. Georgia Tech, 3/17/90
Ricky Blanton	(2) Last: 23-17, vs. Vanderbilt, 2/6/88
Jose Vargas	33-18, vs. Florida, 12/16/86
John Williams	(2) Last: 20-20, vs. Florida, 3/6/86
Steffond Johnson	20-15, vs. Ole Miss, 2/12/84
Leonard Mitchell	23-17, vs. Chaminade, 11/26/82
Howard Carter	25-15, vs. Florida, 1/3/81
DeWayne Scales	(2) Last: 26-15, vs. DePaul, 1/20/80
Rudy Macklin	(12) Last: 31-16, vs. Lamar, 3/14/81
Greg Cook	(2) Last: 20-18, vs. Alabama, 2/5/77
Glenn Hansen	(5) Last: 29-17, vs. Ole Miss, 3/8/75
Ed LeBlanc	20-21, vs. Tulane, 12/3/75
Collis Temple	23-16, vs. Auburn, 1/26/74

## 20-point, 10-rebound games (since 1973-74)

### 2017-18

Duop Reath	(2) Last: 31-13 at Vandy, 1/20/18
Aaron Epps	26-16 vs. Houston, 12/13/17

### 2016-17

Duop Reath	23-14, vs. Wofford, 11/12/16
Antonio Blakeney	21-12, vs. Arkansas, 2/11/17

### 2015-16

Ben Simmons	(3) Last: 28-17, at Florida, 01/09/16
-------------	---------------------------------------

### 2014-15

Jordan Mickey	(8) Last: 20-11, at Tennessee, 2/14/15
Jarell Martin	(5) Last: 25-12, at Auburn, 2/24/15

### 2013-14

Johnny O'Bryant III	20-16, at Alabama, 2/15/14
---------------------	----------------------------

### 2012-13

Johnny O'Bryant III	(4) Last: 24-10, vs. Alabama, 2/23/13
Shavon Coleman	25-10, vs. McNeese, 11/13/12

### 2011-12

Justin Hamilton	23-16, vs. Ole Miss, 1/7/12
-----------------	-----------------------------

### 2009-10

Tasmin Mitchell	(4) Last: 26-10, vs. Mississippi State, 1/30/10
Storm Warren	(2) Last: 21-16, vs. Northwestern State, 12/12/09

### 2008-09

Tasmin Mitchell	(3) Last: 20-13, vs. Arkansas, 2/18/09
-----------------	--

### 2007-08

Anthony Randolph	(3) Last: 20-10, vs. South Carolina, 2/27/08
Marcus Thornton	36-10, vs. Georgia, 3/2/08

### 2006-07

Glen Davis	(10) Last: 25-15, vs. Tennessee, 3/8/07
Tasmin Mitchell	23-10, vs. Texas, 12/10/06

### 2005-06

Glen Davis	(10) Last: 22-13, vs. Iona, 3/15/06
Tyrus Thomas	(3) Last: 21-13, vs. Texas, 3/25/06

### 2004-05

Brandon Bass	(7) Last: 25-12, vs. UAB, 3/17/05
Glen Davis	(2) Last: 26-18, vs. Arkansas, 1/19/05

### 2003-04

Jaime Lloreda	(4) Last: 22-11, vs. UAB, 12/27/03
Brandon Bass	22-10, vs. UAB, 12/27/03

### 2002-03

Jaime Lloreda	(3) Last: 21-14, vs. Purdue, 3/24/03
Ronald Dupree	25-13, vs. Arkansas, 2/22/03

### 2001-02

Collis Temple III	(3) Last: 20-11, vs. Louisiana-Lafayette, 12/4/01
Ronald Dupree	(3) Last: 22-13, vs. Kentucky, 2/9/02
Torris Bright	25-10, vs. Ball State, 3/19/02

### 2000-01

Ronald Dupree	(5) Last: 22-10, vs. Arkansas, 3/9/01
Collis Temple III	20-10, vs. Nicholls State, 12/22/00

### 1998-99

Jabari Smith	(3) Last: 30-15, vs. Alabama, 2/10/99
Brian Beshara	24-13, vs. Belmont, 12/29/98

### 1996-97

Duane Spencer	(2) Last: 26-13, vs. Auburn, 2/8/97
---------------	-------------------------------------

### 1995-96

Roman Rubchenko	29-10, vs. Dayton, 11/26/95
Misha Mutavdzic	22-12, vs. Jackson State, 12/22/95
Ronnie Henderson	30-10, vs. Auburn, 1/21/96

### 1994-95

Misha Mutavdzic	(2) Last: 25-19, vs. McNeese State, 11/29/94
Ronnie Henderson	34-10, vs. Troy, 12/6/94
Clarence Ceasar	20-13, vs. Vanderbilt, 1/28/95
Roman Rubchenko	20-11, vs. South Carolina, 3/1/95

### 1993-94

Clarence Ceasar	(3) Last: 33-12, vs. Arkansas, 3/2/94
Jaime Brandon	21-11, vs. McNeese State, 12/16/93

### 1992-93

Geert Hammink	(6) Last: 22-18, vs. Ole Miss, 3/6/93
Jaime Brandon	(3) Last: 24-11, vs. Texas, 2/7/93
Sean Gipson	23-10, vs. McNeese State, 12/1/92

### 1991-92

Shaquille O'Neal	(22) Last: 36-12, vs. Indiana, 3/21/92
------------------	--

### 1990-91

Shaquille O'Neal	(19) Last: 27-16, vs. Connecticut, 3/14/91
Vernel Singleton	(2) Last: 25-10, vs. Nicholls State, 12/29/90
Geert Hammink	20-10, vs. Mississippi State, 3/2/91

### 1989-90

Stanley Roberts	(6) Last: 21-15, vs. Georgia Tech, 3/17/90
Shaquille O'Neal	(5) Last: 20-14, vs. Ole Miss, 3/3/90

### 1988-89

Ricky Blanton	(5) Last: 21-10, vs. Florida, 3/1/89
Vernel Singleton	(2) Last: 21-12, vs. Georgia, 2/20/89
Wayne Sims	20-10, vs. Oral Roberts, 11/30/88

### 1987-88

Jose Vargas	(5) Last: 28-10, vs. Tennessee, 2/13/88
Ricky Blanton	(5) Last: 27-10, vs. Florida, 3/6/88
Wayne Sims	25-12, vs. Vanderbilt, 2/6/88

### 1986-87

Jose Vargas	33-18, vs. Florida, 12/16/86
Anthony Wilson	22-10, vs. BYU-Hawaii, 12/31/86
Bernard Woodside	26-10, vs. Denison, 1/1/87
Nikita Wilson	24-10, vs. Tennessee, 1/8/87

### 1985-86

John Williams	(9) Last: 28-10, vs. Kentucky, 3/7/86
Don Redden	(2) Last: 31-10, vs. Hawaii Pacific, 12/1/85

### 1984-85

John Williams	(2) Last: 29-15, vs. UNC-Wilmington, 12/22/84
Nikita Wilson	(3) Last: 22-10, vs. Auburn, 2/27/85
Jose Vargas	22-10, vs. Loyola (Ill.), 11/28/84
Jerry Reynolds	20-10, vs. Vanderbilt, 1/19/85

### 1983-84

Jerry Reynolds	(5) Last: 21-10, vs. Florida, 2/27/84
Steffond Johnson	20-15, vs. Ole Miss, 2/12/84

### 1982-83

Leonard Mitchell	(2) Last: 25-13, vs. Mississippi State, 2/21/83
Howard Carter	20-14, vs. Alabama, 2/19/83
Jerry Reynolds	20-14, vs. Loyola (Ill.), 12/6/82

### 1981-82

Derrick Taylor	23-10, vs. UCLA, 12/23/81
Tyrone Black	23-11, vs. Houston, 12/29/81

### 1980-81

Rudy Macklin	(8) Last: 21-10, vs. Wichita State, 3/22/81
Howard Carter	25-15, vs. Florida, 1/3/81
Leonard Mitchell	27-12, vs. Florida, 3/3/81

### 1979-80

Rudy Macklin	(6) Last: 31-19, vs. Alcorn State, 3/9/80
DeWayne Scales	(6) Last: 27-11, vs. Alabama, 2/28/80

### 1978-79

DeWayne Scales	(3) Last: 22-11, vs. Alabama, 1/10/79
Rudy Macklin	25-16, vs. St. Francis, 11/24/78

### 1977-78

Rudy Macklin	(10) Last: 25-15, vs. Alabama, 3/6/78
--------------	---------------------------------------

### 1976-77

Rudy Macklin	(6) Last: 25-14, vs. Vanderbilt, 2/21/77
Greg Cook	(3) Last: 24-12, vs. Auburn, 2/26/77

### 1975-76

Floyd Bailey	(4) Last: 23-13, vs. Alabama, 2/14/76
Ed LeBlanc	(2) Last: 23-12, vs. Georgia, 2/21/76

### 1974-75


Glenn Hansen	(7) Last: 29-17, vs. Ole Miss, 3/8/75
Ed LeBlanc	(3) Last: 24-14, vs. St. Peter's, 12/27/74
Floyd Bailey	20-11, vs. Alabama, 1/18/75

### 1973-74


Glenn Hansen	(6) Last: 24-14, vs. Ole Miss, 3/4/74
Collis Temple	(5) Last: 20-14, vs. Tennessee, 3/2/74



# Most Games of 30-20-10



Pete Maravich



Rudy Macklin



Ricky Blanton

## Most Games of 30 or More Points (Since 1967)

Pete Maravich	74
Chris Jackson	27
Shaquille O'Neal	15
Ronnie Henderson	13
Marcus Thornton	8
Kenny Higgs	7
Rudy Macklin	7
Glenn Hansen	6
Ricky Blanton	6
Al Sanders	5
DeWayne Scales	5
Bill Newton	4
Jose Vargas	3
Tasmin Mitchell	3
Antonio Blakeney	3
Duop Reath	2
Ben Simmons	2

## Most Games 15+ Rebounds (Since 1967)

Shaquille O'Neal	34
Durand Macklin	12
DeWayne Scales	8
Glen Davis	8
Jaime Lloreda	6
Ben Simmons	5
Lionel Green	5
Ronald Dupree	4
Jordan Mickey	3
Al Sanders	3
Greg Cook	3
Leonard Mitchell	3
Tasmin Mitchell	3
Geert Hammink	3
Stanley Roberts	3
Duop Reath	3
Jarell Martin	2

## Most Games 10 Assists or More

Ethan Martin	11
Randy Livingston	8
Kenny Higgs	7
Tremont Waters	5
Torris Bright	5
DeJuan Collins	2
Ben Simmons	1
Tim Quarterman	1
Josh Gray	1
Skylar Mays	1

## Most 20-point 10 Rebound Games

Shaquille O'Neal	46
Rudy Macklin	31
Glen Davis	20
Glenn Hansen	13
Ben Simmons	12
John Williams	11
Johnny O'Bryant III	10
Ricky Blanton	10
Jordan Mickey	9
Ronald Dupree	9
DeWayne Scales	9
Tasmin Mitchell	8
Brandon Bass	8
Jaime Lloreda	7
Geert Hammink	7
Jose Vargas	7
Stanley Roberts	6
Jerry Reynolds	6
Jarell Martin	5
Floyd Bailey	5
Ed LeBlanc	5
Collis Temple, Jr.,	5
Tyrus Thomas	4
Collis Temple III	4

Clarence Ceasar	4
Jamie Brandon	4
Vernel Singleton	4
Nikita Wilson	4
Duop Reath	3
Jabari Smith	3
Leonard Mitchell	3
Greg Cook	3

## Most 20 point 15 Rebound games

Shaquille O'Neal	19
Rudy Macklin	11
Glen Davis	5
Glenn Hansen	5
Ben Simmons	3
Stanley Roberts	3
Greg Cook	2
DeWayne Scales	2
Ricky Blanton	2
Geert Hammink	2
Brandon Bass	2
Jordan Mickey	2

## Most 20 point 20 Rebound Games

Shaquille O'Neal	5
8 other players	1



# SEC Tournament Records

## Team Single Game

### MOST POINTS SCORED

99 - vs. Tennessee, 3/13/92, Birmingham, Ala.  
95 - vs. Florida, 2/28/80, Birmingham, Ala.  
92 - vs. Vanderbilt, 3/10/06, Nashville, Tenn.  
89 - vs. Auburn, 3/11/05, Atlanta, Ga.  
89 - vs. Georgia, 3/7/87, Atlanta, Ga.  
89 - vs. Ole Miss, 3/12/93, Lexington, Ky.

### MOST POINTS ALLOWED

97 - by Florida, 3/4/99, Atlanta, Ga.  
95 - by Tennessee, 3/10/89, Knoxville, Tenn.  
92 - by Auburn, 3/8/91, Nashville, Tenn.

### FEWEST POINTS SCORED

49 - vs. Tennessee, 3/11/10, Nashville, Tenn.  
50 - vs. Vanderbilt, 3/10/11, Atlanta, Ga.  
51 - vs. Kentucky, 3/9/12, New Orleans, La.  
51 - vs. Mississippi State, 3/9/02, Atlanta, Ga.

### FEWEST POINTS ALLOWED

54 - by Arkansas, 3/8/12, New Orleans, La.  
54 - by Mississippi State, 3/5/87, Atlanta, Ga.  
56 - by Alabama, 3/13/14, Atlanta, Ga.  
56 - by Arkansas, 3/13/03, New Orleans, La.

### FIELD GOAL ATTEMPTS

80 - vs. Georgia, 3/10/94, Memphis, Tenn.  
80 - vs. Tennessee, 3/10/89, Knoxville, Tenn.  
79 - vs. Kentucky, 3/2/79, Birmingham, Ala.

### FIELD GOALS MADE

39 - vs. Florida, 2/28/80, Birmingham, Ala.  
33 - Three occasions

### FIELD GOAL PERCENTAGE

.609 - vs. Florida, 2/28/80, Birmingham, Ala.  
.596 - vs. Ole Miss, 3/12/93, Lexington, Ky.  
.567 - vs. Vanderbilt, 3/10/06, Nashville, Tenn.

### FREE THROW ATTEMPTS

44 - vs. Auburn, 3/3/15, Nashville, Tenn.  
42 - vs. Georgia, 3/7/87, Atlanta, Ga.  
42 - vs. Tennessee, 3/13/92, Birmingham, Ala.

### FREE THROWS MADE

31 - vs. Tennessee, 3/13/92, Birmingham, Ala.  
29 - vs. Georgia, 3/7/87, Atlanta, Ga.  
28 - vs. Vanderbilt, 3/11/88, Baton Rouge, La.

### FREE THROW PERCENTAGE

1.000 - vs. Tennessee, 3/11/83, Birmingham, Ala.  
1.000 - vs. Kentucky, 3/7/86, Lexington, Ky.  
.903 - vs. Vanderbilt, 3/11/88, Baton Rouge, La.

### THREE-POINT FIELD GOAL ATTEMPTS

31 - vs. Miss. State, 3/8/18, St. Louis, Mo.  
30 - vs. Vanderbilt, 3/10/00, Atlanta, Ga.  
29 - vs. Georgia, 3/10/94, Memphis, Tenn.  
27 -- vs. Texas A&M, 3/12/16, Nashville, Tenn. .

### THREE-POINT FIELD GOALS MADE

11 - vs. Miss. State, 3/8/18, St. Louis, Mo.  
10 - vs. Vanderbilt, 3/10/00, Atlanta, Ga.  
10 - vs. Arkansas, 3/13/03, New Orleans, La.  
9 - three times, last 3/15/13 vs. UF, Nashville, Tenn.

### THREE-POINT FIELD GOAL PERCENTAGE

.800 - (4-5) vs. Mississippi State, 3/5/87, Atlanta, Ga.  
.600 - (6-10) vs. Georgia, 3/7/87, Atlanta, Ga.  
.583 - (7-12) vs. Georgia, 3/8/02, Atlanta, Ga.

### REBOUNDS

49 - vs. Mississippi State, 3/14/09, Tampa, Fla.  
47 - vs. Tennessee, 3/13/92, Birmingham, Ala.  
46 - vs. Auburn, 3/13/15, Nashville, Tenn.  
46 - vs. Florida, 3/6/86, Lexington, Ky.

### ASSISTS

22 - vs. Ole Miss, 3/12/93, Lexington, Ky.  
21 - vs. Kentucky, 3/1/80, Birmingham, Ala.  
19 - vs. Alabama, 3/13/14, Atlanta, Ga.

### PERSONAL FOULS

31 - vs. Georgia, 3/10/94, Memphis, Tenn.  
29 - vs. Kentucky, 3/2/79, Birmingham, Ala.  
29 - vs. Florida, 3/4/99, Atlanta, Ga.

### VICTORY MARGINS

31 - vs. Auburn, 3/11/05, Atlanta, Ga.  
29 - vs. Arkansas, 3/13/03, New Orleans, La.  
19 - vs. Vanderbilt, 3/10/06, Nashville, Tenn.  
19 - vs. Ole Miss, 3/12/93, Lexington, Ky.

### DEFEAT MARGINS

38 - vs. Texas A&M, 3/12/16, Nashville, Tenn.  
27 - vs. Miss. State, 3/8/17, Nashville, Tenn.  
22 - vs. Florida, 3/15/13, Nashville, Tenn.  
22 - vs. Florida, 3/4/99, Atlanta, Ga.

## Individual Single Game

### MOST POINTS

37 - Chris Jackson, vs. Tennessee, 3/10/89, Knoxville, Tenn.  
31 - Anthony Wilson, vs. Georgia, 3/7/87, Atlanta, Ga.  
30 - Ricky Blanton, vs. Vanderbilt, 3/11/88, Baton Rouge, La.

### FIELD GOAL ATTEMPTS

36 - Chris Jackson, vs. Tennessee, 3/10/89, Knoxville, Tenn.  
21 - John Williams, vs. Kentucky, 3/7/86, Lexington, Ky.  
20 - Four occasions, Last: Tremont Waters, 3/8/18, vs. Miss. St., 3/8/18

### FIELD GOALS MADE

15 - Chris Jackson, vs. Tennessee, 3/10/89, Knoxville, Tenn.  
13 - DeWayne Scales, vs. Kentucky, 3/1/80, Birmingham, Ala.  
12 - John Williams, vs. Kentucky, 3/7/86, Lexington, Ky.

### FIELD GOAL PERCENTAGE (MIN 6 ATTEMPTS)

.875 - (7-8) Collis Temple III, vs. Vanderbilt, 3/10/00, Atlanta, Ga.  
.857 - (6-7) Brad Bridgewater, vs. Georgia, 3/8/02, Atlanta, Ga.  
.833 - (5-6) Justin Hamilton, vs. Arkansas, 3/8/12, New Orleans, La.  
.833 - (5-6) Shawn Griggs, vs. Auburn, 3/8/91, Nashville, Tenn.  
.833 - (5-6) Greg Cook, vs. Florida, 3/5/81, Birmingham, Ala.

### FREE THROWS ATTEMPTED

18 -- Jarell Martin, vs. Auburn, 3/13/15, Nashville, Tenn.  
17 -- Johnny O'Bryant III vs. Georgia, 3/14/13, Nashville, Tenn.  
17 -- Johnny O'Bryant III vs. Arkansas, 3/8/12, New Orleans, La.  
17 -- Glen Davis, vs. Tennessee, 3/8/07, Atlanta, Ga.

### FREE THROWS MADE

14 - Nikita Wilson, vs. Georgia, 3/7/87, Atlanta, Ga.  
13 - Glen Davis, vs. Tennessee, 3/8/07, Atlanta, Ga.  
11 - Antonio Hudson, vs. Georgia, 3/8/02, Atlanta, Ga.

### FREE THROW PERCENTAGE (MIN. 8 ATTEMPTS)

1.000 - (10-10) Ricky Blanton, vs. Vanderbilt, 3/11/88, Baton Rouge, La.  
.933 - (14-15) Nikita Wilson, vs. Georgia, 3/7/87, Atlanta, Ga.  
.900 - (9-10) Duane Spencer, vs. South Carolina, 3/7/96, New Orleans, La.

### THREE-POINT FIELD GOAL ATTEMPTS

12 - Chris Jackson, vs. Tennessee, 3/10/89, Knoxville, Tenn.  
10 - Darryl Joe, vs. Kentucky, 3/12/88, Baton Rouge, La.  
10 - Maurice Carter, vs. South Carolina, 3/7/96, New Orleans, La.

10 - Marcus Thornton, vs. South Carolina, 3/13/08, Atlanta, Ga.  
10 - Tremont Waters, vs. Miss. State, 3/8/18, St. Louis, Mo.

### THREE-POINT FIELD GOALS MADE

6 - Collis Temple III, vs. Vanderbilt, 3/10/00, Atlanta, Ga.  
5 - Antonio Hudson, vs. Auburn, 3/11/05, Atlanta, Ga.  
5 - Antonio Hudson, vs. South Carolina, 3/12/04, Atlanta, Ga.  
5 - Anthony Wilson, vs. Georgia, 3/7/87, Atlanta, Ga.  
5 - Tremont Waters, vs. Miss. State, 3/8/18, St. Louis, Mo.

### THREE-POINT FIELD GOAL PERCENTAGE (MIN. 4 MADE)

.857 - (6-7) Collis Temple III, vs. Vanderbilt, 3/10/00, Atlanta, Ga.  
.833 - (5-6) Anthony Wilson, vs. Georgia, 3/7/87, Atlanta, Ga.  
.800 - (4-5) Shavon Coleman, vs. Georgia, 3/14/13, Nashville, Tenn.  
.800 - (4-5) Justin Anderson, vs. Kentucky, 3/14/92, Birmingham, Ala.

### REBOUNDS

20 - John Williams, vs. Florida, 3/6/86, Lexington, Ky.  
16 - Jarell Martin, vs. Auburn, 3/13/15, Nashville, Tenn.  
16 - Geert Hammink, vs. Kentucky, 3/14/93, Lexington, Ky.  
16 - Shaquille O'Neal, vs. Tennessee, 3/13/92, Birmingham, Ala.

### ASSISTS

10 - Greg Cook, vs. Kentucky, 3/1/80, Birmingham, Ala.  
9 - Bernard Woodside, vs. Kentucky, 3/12/88, Baton Rouge, La.  
7 - Five occasions

### BLOCKS

7 - Shaquille O'Neal, vs. Auburn, 3/9/90, Orlando, Fla.  
5 - Garrett Temple, vs. Tennessee, 3/8/07, Atlanta, Ga.  
4 - Vernel Singleton, vs. Auburn, 3/9/90, Orlando, Fla.  
4 - Jaime Lloreda, vs. Florida, 3/14/03, New Orleans, La.  
4 - Jaime Lloreda, vs. Mississippi State, 3/15/03, New Orleans, La.

### STEALS

6 - Vernel Singleton, vs. Tennessee, 3/10/89, Knoxville, Tenn.  
5 - Anthony Hickey, vs. Kentucky, 3/9/12, New Orleans, La.  
5 - Jermaine Williams, vs. Vanderbilt, 3/7/02, Atlanta, Ga.  
5 - Jamie Brandon, vs. Kentucky, 3/14/92, Birmingham, Ala.  
5 - Darryl Joe, vs. Florida, 3/6/87, Atlanta, Ga.

# NCAA Tournament Records

## Team Single Game

### MOST POINTS

100 - vs. Lamar, 3/14/81, Austin, Texas  
98 - vs. Alcorn State, 3/09/80, Denton, Texas  
96 - vs. Wichita State, 3/22/81, New Orleans, La.

### MOST POINTS ALLOWED

94 - by Georgia Tech, 3/17/90, Knoxville, Tenn.  
88 - Three occasions

### FIELD GOAL ATTEMPTS

78 - vs. Purdue, 3/13/86, Baton Rouge, La.  
77 - vs. Georgia Tech, 3/17/90, Knoxville, Tenn.  
75 - Three occasions

### FIELD GOALS MADE

45 - vs. Lamar, 3/14/81, Austin, Texas  
41 - vs. Alcorn State, 3/09/80, Denton, Texas  
39 - vs. Wichita State, 3/22/81, New Orleans, La.

### FIELD GOAL PERCENTAGE

.639 - (39-61) vs. Wichita State, 3/22/81, New Orleans, La.  
.608 - (45-74) vs. Lamar, 3/14/81, Austin, Texas  
.555 - (24-44) vs. Temple, 3/15/87, Rosemont, Ill.

### FREE THROW ATTEMPTS

42 - vs. Indiana, 3/17/53, Kansas City, Mo.  
34 - vs. Holy Cross, 3/14/53, Raleigh, N. C.  
28 - vs. Memphis, 3/15/86, Baton Rouge, La.  
28 - vs. UCLA, 4/01/06, Indianapolis, Ind.

### FREE THROW MADE

23 - vs. Indiana, 3/17/53, Kansas City, Mo.  
21 - Two occasions

### FREE THROW PCT.

.923 (12-13) - vs. Indiana, 3/21/92, Boise, Id.  
.875 (7-8) - vs. UTEP, 3/17/89, Tucson, Ariz.  
.833 (15-18) - vs. Washington, 3/18/53, Kansas City, Mo.

### THREE-POINT FIELD GOAL ATTEMPTS

31 - vs. UAB, 3/17/05, Boise, Idaho  
26 - vs. Purdue, 3/21/03, Birmingham, Ala.  
23 - vs. Indiana, 3/21/92, Boise, Idaho

### THREE-POINT FIELD GOALS MADE

9 - vs. Georgia Tech, 3/13/87, Rosemont, Ill.  
7 - Two occasions

### THREE-POINT FIELD GOAL PERCENTAGE

.588 (9-17) - vs. Georgia Tech, 3/13/87, Rosemont, Ill.  
.500 (5-10) - vs. Iona, 3/15/06, Jacksonville, Fla.  
.500 (5-10) - vs. Temple, 3/15/87, Rosemont, Ill.  
.500 (4-8) - vs. Villanova, 3/15/90, Knoxville, Tenn.

### REBOUNDS

51 - vs. Georgia Tech, 3/17/90, Knoxville, Tenn.  
47 - vs. Villanova, 3/15/90, Knoxville, Tenn.  
45 - Four occasions

### ASSISTS

29 - vs. Lamar, 3/14/81, Austin, Texas  
23 - vs. Georgia Tech, 3/13/87, Rosemont, Ill.  
23 - vs. BYU, 3/19/92, Boise, Idaho

### PERSONAL FOULS

32 - vs. Louisville, 3/16/80, Houston, Texas  
32 - vs. Navy, 3/15/85, Dayton, Ohio  
30 - vs. Virginia, 3/30/81, Philadelphia, Pa.

### VICTORY MARGIN

22 - vs. Lamar, 3/14/81, Austin, Texas  
16 - vs. Iona, 3/15/06, Jacksonville, Fla.  
16 - vs. Arkansas, 3/20/81, New Orleans, La.  
13 - vs. Lebanon Valley, 3/13/53, Raleigh, N.C.

### DEFEAT MARGIN

24 - vs. Purdue, 3/21/03, Birmingham, Ala.  
23 - vs. Navy, 3/15/85, Dayton, Ohio  
20 - vs. Louisville, 3/16/80, Houston, Texas  
19 - vs. Washington, 3/18/53, Kansas City

## Individual Single Game

### MOST POINTS

36 - Bob Pettit, vs. Washington, 3/18/53, Kansas City, Mo.  
36 - Shaquille O'Neal, vs. Indiana, 3/21/92, Boise, Idaho  
31 - Durand Macklin, two occasions  
30 - Marcus Thornton, vs. Butler, 3/19/98, Greensboro, N.C.

### FIELD GOAL ATTEMPTS

22 - Three occasions

### FIELD GOALS MADE

14 - Bob Pettit, vs. Washington, 3/18/53, Kansas City, Mo.  
13 - Three occasions

### FIELD GOAL PCT. (MIN. 10 ATTEMPTS)

.800 (8-10) - Brandon Bass, vs. UAB, 3/17/05, Boise, Idaho  
.800 (8-10) - Jordy Hultberg, vs. Louisville, 3/16/80, Houston, Texas  
.800 (8-10) - Nikita Wilson, vs. Temple, 3/05/87, Rosemont, Ill.

### FREE THROW ATTEMPTS

13 - Glen Davis, vs. Duke, 3/23/06, Atlanta, Ga.  
12 - Brandon Bass, vs. UAB, 3/17/05, Boise, Idaho  
12 - Shaquille O'Neal vs. Indiana, 3/21/92, Boise, Idaho  
11 - Don Redden vs. Memphis, 3/15/86, Baton Rouge, La.  
10 - Don Redden vs. Georgia Tech, 3/20/86, Atlanta, Ga.

### FREE THROWS MADE

12 - Shaquille O'Neal, vs. Indiana, 3/21/92, Boise, Idaho  
9 - Brandon Bass, vs. UAB, 3/17/05, Boise, Idaho  
9 - Bob Pettit, vs. Indiana, 3/17/53, Kansas City, Mo.  
8 - Bob Pettit, vs. Washington, 3/18/53, Kansas City, Mo.  
8 - Glen Davis, vs. Duke, 3/23/06, Atlanta, Ga.  
8 - Glen Davis, vs. Iona, 3/15/06, Jacksonville, Fla.

### FREE THROW PERCENTAGE (MIN. 8 ATTEMPTS)

1.000 (12-12) - Shaquille O'Neal, vs. Indiana, 3/21/92, Boise, Idaho  
.875 (7-8) - Anthony Wilson, vs. Purdue, 3/13/86, Baton Rouge, La.  
.875 (7-8) - John Williams, vs. Memphis, 3/15/86, Baton Rouge, La.  
.875 (7-8) - Marcus Thornton, vs. Butler, 3/19/09, Greensboro, N.C.

### THREE POINT FIELD GOAL ATTEMPTS

11 - Marcus Thornton, vs. North Carolina, 3/21/09, Greensboro, N.C.  
10 - Antonio Hudson, vs. UAB, 3/17/05, Boise, Idaho  
9 - Anthony Wilson, vs. DePaul, 3/20/87; vs. Indiana, 03/22/87, Cincinnati, Ohio  
9 - Darryl Joe, vs. Georgia Tech, 3/13/87, Rosemont, Ill.

### THREE-POINT FIELD GOALS MADE

7 - Darryl Joe, vs. Georgia Tech, 3/13/87, Rosemont, Ill.  
5 - Marcus Thornton, vs. North Carolina, 3/21/09, Greensboro, N.C.  
3 - Maurice Williamson twice, Anthony Wilson, Jamie Brandon, Torris Bright, Tack Minor, Darrel Mitchell once

### THREE-POINT FIELD GOAL PERCENTAGE (MIN. 5 ATTEMPTS)

.778 (7-9) - Darryl Joe, vs. Georgia Tech, 3/13/87, Rosemont, Ill.  
.600 (3-5) - Anthony Wilson, vs. Temple, 3/15/87, Rosemont, Ill.

### REBOUNDS

19 - Durand Macklin, vs. Alcorn State, 3/09/80, Denton, Texas  
16 - Durand Macklin, vs. Lamar, 3/14/81, Austin, Texas  
16 - Lionel Green, vs. Appalachian State, 3/10/79, Bloomington, Ind.

### ASSISTS

12 - Ethan Martin, vs. Lamar, 3/14/81, Austin, Texas  
10 - Ethan Martin, vs. Wichita State, 3/22/81, New Orleans, La.  
9 - Darryl Joe, vs. Georgia Tech, 3/13/87, Rosemont, Ill.

### BLOCKS

11 - Shaquille O'Neal, vs. BYU, 3/19/92, Boise, Idaho  
6 - Jordan Mickey, vs. NC State, 3/13/15, Pittsburgh, Pa.  
6 - Stromile Swift, vs. Southeast Missouri State, 3/16/00, Salt Lake City, Utah  
6 - Glen Davis, vs. Iona, 3/15/06, Jacksonville, Fla.

### STEALS

6 - Clarence Ceasar, vs. BYU, 3/19/92, Boise, Idaho  
5 - Derrick Taylor twice, Darryl Joe once  
4 - Marcus Thornton, vs. Butler, 3/19/09, Greensboro, N.C.

# NIT Records

## Team Single Game

### MOST POINTS

97 – vs. Oklahoma, 3/17/70, New York City  
94 – vs. New Orleans, 3/16/83, Baton Rouge, La.  
84 – vs. UL-Lafayette, 3/14/18, Baton Rouge, La.

### MOST POINTS ALLOWED

101 – by Marquette, 3/19/70, New York City  
99 – by New Orleans, 3/16/83, Baton Rouge, La.  
96 – by Oregon, 3/13/12, Eugene, Ore.  
95 – by Utah, 3/19/18, Salt Lake City, Utah

### FIELD GOAL ATTEMPTS

80 – vs. Tulane, 3/12/82, Baton Rouge, La.  
74 – vs. New Orleans, 3/16/83, Baton Rouge, La.  
66 – vs. Oklahoma, 3/17/70, New York City

### FIELD GOALS MADE

38 – vs. New Orleans, 3/16/83, Baton Rouge, La.  
34 – vs. Oklahoma, 3/17/70, New York City  
31 – vs. Tulane, 3/12/82, Baton Rouge, La.

### FIELD GOAL PERCENTAGE

.527 (29-55) -- vs. UL-Lafayette, 3/14/18, Baton Rouge  
.515 (34-66) – vs. Oklahoma, 3/17/70, New York City  
.514 (38-74) – vs. New Orleans, 3/16/83, Baton Rouge, La.  
.484 (30-62) – vs. Georgetown, 3/15/70, New York City

### FREE THROW ATTEMPTS

37 – vs. Georgetown, 3/15/70, New York City  
37 – vs. Oklahoma, 3/17/70, New York City  
36 – vs. Marquette, 3/19/70, New York City

### FREE THROWS MADE

29 – vs. Oklahoma, 3/17/70, New York City  
27 – vs. Marquette, 3/19/70, New York City  
23 – vs. Georgetown, 3/15/70, New York City

### FREE THROW PERCENTAGE

.846 (22-26) vs. Army, 3/20/70, New York City  
.833 (10-12) vs. Tulane, 3/12/82, Baton Rouge, La.  
.789 (15-19), vs. UL-Lafayette, 3/14/18, Baton Rouge

### THREE-POINT FIELD GOAL ATTEMPTS

30 – at Utah, 3/19/18, Salt Lake City, Utah  
23 – at SMU, 3/24/14, Dallas, Texas  
22 – at San Francisco, 3/19/14, San Francisco, Calif.  
21 – vs. Oklahoma, 3/17/04, Norman, Okla.

### THREE-POINT FIELD GOALS MADE

8 -- at Utah, 3/19/18, Salt Lake City, Utah  
8 - at SMU, 3/24/14, Dallas, Texas  
8 - at San Francisco, 3/19/14, San Francisco, Calif.  
7 -- vs. Oregon, 3/13/12, Eugene, Ore.  
7 -- vs. Oklahoma, 3/17/04, Norman, Okla.

### THREE-POINT FIELD GOAL PERCENTAGE

.368 (7-19) -- vs. Oregon, 3/13/12, Eugene, Ore.  
.364 (8-22) -- at USF, 3/19/14, San Francisco, Calif.  
.34.8 (8-23) -- at SMU, 3/24/14, Dallas, Texas  
.333 (7-21) -- vs. Oklahoma, 3/17/04, Norman, Okla.

### REBOUNDS

60 – vs. Oklahoma, 3/17/70, New York City  
56 – vs. Georgetown, 3/15/70, New York City  
51 – vs. Army, 3/20/70, New York City

### ASSISTS

19 – vs. New Orleans, 3/16/83, Baton Rouge, La.  
18 – vs. Oregon, 3/13/12, Eugene, Ore.  
15 – at SMU, 3/24/14, Dallas, Texas  
15 – vs. Ball State, 3/19/02, Baton Rouge, La.

### PERSONAL FOULS

31 – vs. Tulane, 3/12/82, Baton Rouge, La.  
30 – vs. Marquette, 3/19/70, New York City  
28 – vs. New Orleans, 3/16/83, Baton Rouge, La.

### VICTORY MARGIN

8 -- vs. UL-Lafayette, 3/14/16, Baton Rouge, La.  
8 -- at San Francisco, 3/19/14, San Francisco, Calif.  
3 – vs. Oklahoma, 3/17/70, New York City  
2 – vs. Iowa, 3/13/02, Iowa City, Iowa

### DEFEAT MARGIN

24 -- at Utah, 3/19/18, Salt Lake City, Utah  
22 – vs. Marquette, 3/19/70, New York City  
20 – at Oregon, 3/13/12, Eugene, Ore.  
13 – at SMU, 3/24/14, Dallas, Texas

## Individual Single Game

### MOST POINTS

37 – Pete Maravich, vs. Oklahoma, 3/17/70, New York City  
30 – Danny Hester, vs. Georgetown, 3/15/70, New York City  
26 -- Duop Reath, vs. UL-Lafayette, 3/14/18, Baton Rouge, La.  
25 – Torris Bright, vs. Ball State, 3/19/02, Baton Rouge, La.

### FIELD GOAL ATTEMPTS

33 – Pete Maravich, vs. Oklahoma, 3/17/70, New York City  
20 – Howard Carter, vs. New Orleans, 3/16/83, Baton Rouge, La.  
18 – Three times

### FIELD GOALS MADE

14 – Pete Maravich, vs. Oklahoma, 3/17/70, New York City  
12 – Danny Hester, vs. Georgetown, 3/15/70, New York City  
10 -- Duop Reath, vs. UL-Lafayette, 3/14/18, Baton Rouge, La.  
10 – Johnny Jones, vs. Tulane, 3/12/82, Baton Rouge, La.

### FREE THROW ATTEMPTS

16 – Pete Maravich, vs. Marquette, 3/19/70, New York City  
13 – Pete Maravich, vs. Oklahoma, 3/17/70, New York City  
12 – Two times

### FREE THROWS MADE

12 – Pete Maravich, vs. Marquette, 3/19/70, New York City  
9 – Pete Maravich, vs. Oklahoma, 3/17/70, New York City  
9 – Justin Hamilton, vs. Oregon, 3/13/12, Eugene, Ore.  
8 – Three times

### FREE THROW PERCENTAGE (MIN. 8 ATTEMPTS)

100.0 (9-9) – Justin Hamilton, vs. Oregon, 3/13/12, Eugene, Ore.  
100.0 (8-8) – Jermaine Williams, vs. Iowa, 3/13/02, Iowa City, Iowa  
100.0 (8-8) – Torris Bright vs. Ball State, 3/19/02, Baton Rouge, La.

### THREE-POINT FIELD GOAL ATTEMPTS

10 - Andre Stringer, at SMU, 3/24/14, Dallas, Texas  
9 – Torris Bright, vs. Ball State, 3/19/02, Baton Rouge, La.  
8 -- Tremont Waters, at Utah, 3/19/18, Salt Lake City, Utah  
7 – Shavon Coleman, at San Francisco, 3/19/14, San Francisco, Calif.  
7 – Antonio Hudson, vs. Oklahoma, 3/17/04, Norman, Okla.  
7 – Torris Bright, vs. Iowa, 3/13/02, Iowa City, Iowa

### THREE-POINT FIELD GOALS MADE

5 - Andre Stringer, at SMU, 3/24/14, Dallas, Texas  
4 – Ralston Turner, vs. Oregon, 3/13/12, Eugene, Ore.  
3 – Shavon Coleman, at San Francisco, 3/19/14, San Francisco, Calif.  
3 – Tack Minor, vs. Oklahoma, 3/17/04, Norman, Okla.  
3 – Torris Bright, vs. Iowa, 3/13/02, Iowa City, Iowa  
3 – Torris Bright, vs. Ball State, 3/19/02, Baton Rouge, La.

### THREE-POINT FIELD GOAL PERCENTAGE (MIN. 5 ATTEMPTS)

.571 (4-7) - Ralston Turner, vs. Oregon, 3/13/12, Eugene, Ore.  
.500 (5-10) - Andre Stringer, vs. SMU, 3/24/14, Dallas, Texas  
.429 (3-7) - Shavon Coleman, vs. San Fran, 3/19/14, San Francisco, Calif.  
.429 (3-7) – Torris Bright, vs. Iowa, 3/13/02, Iowa City, Iowa

### REBOUNDS

19 – Apple Sanders, vs. Oklahoma, 3/17/70, New York City  
17 – Apple Sanders, vs. Georgetown, 3/15/70, New York City  
14 – Bill Newton, vs. Oklahoma, 3/17/70, New York City

### ASSISTS

9 – Pete Maravich vs. Oklahoma, 3/17/70, New York City  
8 -- Tremont Waters, at Utah, 3/19/18, Salt Lake City, Utah  
8 – Jermaine Williams vs. Ball State, 3/19/02, Baton Rouge, La.  
7 – John Tudor vs. New Orleans, 3/16/83, Baton Rouge, La.

### BLOCKS

4 -- Duop Reath, vs. UL-Lafayette, 3/14/18, Salt Lake City, Utah  
4 - Jordan Mickey, vs. SMU, 3/24/14, Dallas, Texas  
2 - Johnny O'Bryant III, vs. San Fran, 3/19/14, San Francisco, Calif.  
2 - Jarell Martin, vs. San Francisco, 3/19/14, San Francisco, Calif.  
2 – Ronald Dupree, vs. Ball State, 3/19/02, Baton Rouge, La.

### STEALS

6 – Jerry Reynolds, vs. New Orleans, 3/16/83, Baton Rouge, La.  
6 – Johnny Jones, vs. New Orleans, 3/16/83, Baton Rouge, La.  
4 -- Tremont Waters, at Utah, 3/19/18, Salt Lake City, Utah  
4 - Shavon Coleman, at SMU, 3/24/14, Dallas, Texas  
4 – Jermaine Williams, vs. Ball State, 3/19/02, Baton Rouge, La.

# Yearly Records/Milestones

SEASON	OVERALL			CONFERENCE			COACH
	W	L	PCT.	W	L	PCT.	
1908-09	5	2	.714	2	0	1.000	E. R. Wingard
1909-10	3	1	.750	2	0	1.000	J. W. Mayhew
1910-11	8	3	.727	0	1	.000	J. W. Mayhew
1911-12	4	6	.400	2	3	.400	F. M. Long
1912-13	2	3	.400	1	3	.250	F. M. Long
1913-14	7	5	.538	0	4	.000	Dr. C. C. Stroud
1914-15	10	1	.909	3	1	.750	Dr. C. C. Stroud
1915-16	14	10	.583	6	7	.462	Dr. C. C. Stroud
1916-17	20	2	.909	11	0	1.000	Dr. C. C. Stroud
1917-18	12	1	.923	3	0	1.000	Dr. C. C. Stroud
1918-19	1	0	1.000	0	0	.000	R. E. Edmonds
1919-20	19	2	.905	8	2	.800	Dr. C. C. Stroud
1920-21	19	4	.826	5	2	.714	Branch Bocock
1921-22	15	1	.938	3	1	.750	Tad Gormley
1922-23	10	10	.500	0	7	.000	Tad Gormley
1923-24	8	12	.400	0	7	.000	"Moon" Ducote
1924-25	10	7	.588	1	5	.167	"Gob" Wilson
1925-26	9	9	.500	4	5	.444	Harry Rabenhorst
1926-27	7	9	.438	3	5	.375	Harry Rabenhorst
1927-28	14	4	.778	8	4	.667	Harry Rabenhorst
1928-29	8	13	.381	5	10	.333	Harry Rabenhorst
1929-30	10	11	.476	6	8	.429	Harry Rabenhorst
1930-31	7	8	.467	4	5	.444	Harry Rabenhorst
1931-32	11	9	.550	9	9	.500	Harry Rabenhorst
1932-33	15	8	.652	13	7	.650	Harry Rabenhorst
1933-34	13	4	.765	13	3	.813	Harry Rabenhorst
1934-35	14	1	.933	12	0	1.000	Harry Rabenhorst
1935-36	10	10	.500	9	6	.600	Harry Rabenhorst
1936-37	13	7	.650	7	6	.539	Harry Rabenhorst
1937-38	10	10	.500	7	6	.539	Harry Rabenhorst
1938-39	13	7	.650	10	5	.667	Harry Rabenhorst
1939-40	10	8	.556	8	4	.667	Harry Rabenhorst
1940-41	9	9	.500	7	5	.583	Harry Rabenhorst
1941-42	8	7	.533	8	3	.727	Harry Rabenhorst
1942-43	18	4	.818	11	2	.846	Dale Morey
1943-44	10	15	.400	0	4	.000	Dale Morey
1944-45	15	9	.625	3	3	.500	Fatherree-Swanson
1945-46	18	3	.857	8	0	1.000	Harry Rabenhorst
1946-47	17	4	.810	9	2	.818	Harry Rabenhorst
1947-48	8	18	.308	4	10	.286	Harry Rabenhorst
1948-49	15	10	.600	7	6	.539	Harry Rabenhorst
1949-50	13	12	.520	5	8	.385	Harry Rabenhorst
1950-51	10	14	.417	6	8	.429	Harry Rabenhorst
1951-52	17	7	.708	9	5	.643	Harry Rabenhorst
1952-53	22	3	.880	13	0	1.000	Harry Rabenhorst
1953-54	20	5	.800	14	0	1.000	Harry Rabenhorst
1954-55	6	18	.250	3	11	.214	Harry Rabenhorst
1955-56	7	17	.292	5	9	.357	Harry Rabenhorst
1956-57	6	19	.240	1	13	.071	Harry Rabenhorst
1957-58	7	18	.280	3	11	.214	Jay McCreary
1958-59	10	15	.400	2	12	.142	Jay McCreary
1959-60	5	18	.217	3	11	.214	Jay McCreary
1960-61	11	14	.440	6	8	.429	Jay McCreary
1961-62	13	11	.451	7	7	.500	Jay McCreary
1962-63	12	12	.500	5	9	.357	Jay McCreary

SEASON	OVERALL			CONFERENCE			COACH
	W	L	PCT.	W	L	PCT.	
1963-64	12	13	.480	8	6	.571	Jay McCreary
1964-65	12	14	.462	7	9	.438	Jay McCreary
1965-66	6	20	.231	2	14	.125	Frank Truitt
1966-67	3	23	.115	1	17	.056	Press Maravich
1967-68	14	12	.538	8	10	.444	Press Maravich
1968-69	13	13	.500	7	11	.389	Press Maravich
1969-70	22	10	.688	13	5	.722	Press Maravich
1970-71	14	12	.538	10	8	.556	Press Maravich
1971-72	10	16	.385	6	12	.333	Press Maravich
1972-73	14	10	.583	9	9	.500	Dale Brown
1973-74	12	14	.462	6	12	.333	Dale Brown
1974-75	10	16	.385	6	12	.333	Dale Brown
1975-76	12	14	.462	5	13	.278	Dale Brown
1976-77	15	12	.556	8	10	.444	Dale Brown
1977-78	18	9	.667	12	6	.667	Dale Brown
1978-79	23	6	.793	14	4	.778	Dale Brown
1979-80	26	6	.813	14	4	.778	Dale Brown
1980-81	31	5	.861	17	1	.944	Dale Brown
1981-82	14	14	.500	11	7	.611	Dale Brown
1982-83	19	13	.594	10	8	.556	Dale Brown
1983-84	18	11	.621	11	7	.611	Dale Brown
1984-85	19	10	.655	13	5	.722	Dale Brown
1985-86	26	12	.684	9	9	.500	Dale Brown
1986-87	24	15	.615	8	10	.444	Dale Brown
1987-88	16	14	.533	10	8	.555	Dale Brown
1988-89	20	12	.625	11	7	.611	Dale Brown
1989-90	23	9	.719	12	6	.667	Dale Brown
1990-91	20	10	.667	13	5	.722	Dale Brown
1991-92	21	10	.677	12	4	.750	Dale Brown
1992-93	22	11	.667	9	7	.562	Dale Brown
1993-94	11	16	.407	5	11	.312	Dale Brown
1994-95	12	15	.444	6	10	.375	Dale Brown
1995-96	12	17	.414	4	12	.250	Dale Brown
1996-97	10	20	.333	3	13	.187	Dale Brown
1997-98	9	18	.333	2	14	.125	John Brady
1998-99	12	15	.444	4	12	.250	John Brady
1999-00	28	6	.823	12	4	.750	John Brady
2000-01	13	16	.448	2	14	.125	John Brady
2001-02	19	15	.559	6	10	.375	John Brady
2002-03	21	11	.656	8	8	.500	John Brady
2003-04	18	11	.621	8	8	.500	John Brady
2004-05	20	10	.667	12	4	.750	John Brady
2005-06	27	9	.750	14	2	.875	John Brady
2006-07	17	15	.531	5	11	.312	John Brady
2007-08	13	18	.419	6	10	.375	Brady-Pierre
2008-09	27	8	.771	13	3	.812	Trent Johnson
2009-10	11	20	.354	2	14	.125	Trent Johnson
2010-11	11	21	.344	3	13	.187	Trent Johnson
2011-12	18	15	.545	7	9	.437	Trent Johnson
2012-13	19	12	.613	9	9	.500	Johnny Jones
2013-14	20	14	.588	9	9	.500	Johnny Jones
2014-15	22	11	.667	11	7	.611	Johnny Jones
2015-16	19	14	.576	11	7	.611	Johnny Jones
2016-17	10	21	.322	2	16	.111	Johnny Jones
2017-18	18	15	.545	8	10	.444	Will Wade
<b>Totals</b>	<b>1534</b>	<b>1179</b>	<b>.565</b>	<b>742</b>	<b>741</b>	<b>.500</b>	

## Milestones (On Court Wins)

<b>1st win</b>	Jan. 30, 1909, vs. Dixon Academy (35-20) at Covington, La.
<b>100th win</b>	Feb. 12, 1920, vs. Mercer (33-22) at Macon, Ga.
<b>200th win</b>	Jan. 14, 1929, vs. Louisiana College (32-31) at Pineville, La.
<b>300th win</b>	Jan. 8, 1938, vs. Rice (58-38) at Baton Rouge, La.
<b>400th win</b>	Feb. 1, 1946, vs. Navy (58-47) at Baton Rouge, La.
<b>500th win</b>	Jan. 19, 1953, vs. Georgia (55-50) at Athens, Ga.
<b>600th win</b>	Dec. 19, 1962, vs. Arkansas (72-70) at Little Rock, Ark.
<b>700th win</b>	Feb. 6, 1971, vs. Alabama (107-78) at Baton Rouge, La.
<b>800th win</b>	Dec. 9, 1978, vs. Tulane (98-88) at New Orleans, La.
<b>900th win</b>	Jan. 17, 1983, vs. UNC Wilmington (70-55) at Baton Rouge, La.
<b>1000th win</b>	Jan. 6, 1988, vs. Vanderbilt (51-39) at Nashville, Tenn.
<b>1100th win</b>	Dec. 16, 1992, vs. Campbell (93-71) at Baton Rouge, La.

<b>1200th win</b>	Feb. 5, 2000 vs. Alabama (93-60) at Tuscaloosa, Ala.
<b>1300th win</b>	March 2, 2005 vs. Ole Miss (58-53) at Oxford, Miss.
<b>1400th win</b>	Nov. 24, 2010 vs. Centenary (78-36) at Baton Rouge, La.
<b>1500th win</b>	Jan. 26, 2016, vs. Georgia (89-85) at Baton Rouge, La.



# Home-Away-Neutral/Win Streaks

SEASON	HOME			AWAY			NEUTRAL		
	WON	LOST	PCT.	WON	LOST	PCT.	WON	LOST	PCT.
1908-09	4	0	1.000	1	2	.333	0	0	
1909-10	3	0	1.000	0	1	.000	0	0	
1910-11	3	0	1.000	5	3	.625	0	0	
1911-12	4	0	1.000	0	6	.000	0	0	
1912-13	2	1	.667	0	2	.000	0	0	
1913-14	4	2	.667	3	2	.600	0	0	
1914-15	8	1	.889	2	0	1.000	0	0	
1915-16	11	4	.733	3	6	.333	0	0	
1916-17	11	0	1.000	9	2	.818	0	0	
1917-18	4	0	1.000	8	1	.889	0	0	
1918-19	1	0	1.000	0	0		0	0	
1919-20	10	0	1.000	9	2	.818	0	0	
1920-21	14	1	.933	5	3	.625	0	0	
1921-22	11	1	.917	4	0	1.000	0	0	
1922-23	9	6	.600	1	3	.250	0	1	.000
1923-24	4	6	.400	4	6	.400	0	0	
1924-25	7	2	.778	3	4	.429	0	1	.000
1925-26	6	4	.600	3	5	.375	0	0	
1926-27	6	4	.600	1	5	.167	0	0	
1927-28	10	0	1.000	3	3	.500	1	1	.500
1928-29	4	4	.500	4	8	.333	0	1	.000
1929-30	6	2	.750	3	8	.273	1	1	.500
1930-31	4	5	.444	3	2	.600	0	1	.000
1931-32	6	4	.600	5	4	.556	0	1	.000
1932-33	7	1	.875	6	6	.500	2	1	.667
1933-34	10	0	1.000	3	3	.500	0	1	.000
1934-35	11	0	1.000	2	1	.667	1	0	1.000
1935-36	7	3	.700	3	5	.375	0	2	.000
1936-37	9	1	.900	4	5	.444	0	1	.000
1937-38	7	7	.500	3	3	.500	0	0	
1938-39	6	2	.750	5	4	.556	2	1	.667
1939-40	4	5	.444	4	2	.667	2	1	.667
1940-41	4	3	.571	5	5	.500	0	1	.000
1941-42	5	4	.556	3	2	.600	0	1	.000
1942-43	6	0	1.000	10	3	.769	2	1	.667
1943-44	5	7	.417	5	7	.417	0	1	.000
1944-45	9	2	.818	5	6	.455	1	1	.500
1945-46	9	1	.900	6	1	.857	3	1	.750
1946-47	9	0	1.000	4	3	.571	4	1	.800
1947-48	5	5	.500	2	8	.200	1	5	.167
1948-49	7	2	.778	6	6	.500	2	2	.500
1949-50	9	3	.750	1	7	.125	3	2	.600
1950-51	5	3	.625	3	8	.273	2	3	.400
1951-52	11	0	1.000	3	6	.333	3	1	.750
1952-53	10	0	1.000	8	1	.889	4	2	.667
1953-54	13	1	.929	6	0	1.000	1	4	.200
1954-55	5	6	.455	1	12	.077	0	0	
1955-56	5	7	.417	1	9	.100	1	1	.500
1956-57	4	8	.333	1	10	.091	1	1	.500
1957-58	4	8	.333	2	8	.200	1	2	.333
1958-59	5	7	.417	2	8	.200	3	0	1.000
1959-60	4	7	.364	1	10	.091	0	1	.000
1960-61	7	3	.700	4	10	.286	0	1	.000
1961-62	7	2	.778	4	6	.400	2	3	.400
1962-63	7	3	.700	3	8	.273	2	1	.667
1963-64	8	2	.800	3	8	.273	1	3	.250

SEASON	HOME			AWAY			NEUTRAL		
	WON	LOST	PCT.	WON	LOST	PCT.	WON	LOST	PCT.
1964-65	7	4	.636	3	8	.273	2	2	.500
1965-66	3	7	.300	3	10	.231	0	3	.000
1966-67	2	9	.182	1	12	.077	0	2	.000
1967-68	9	4	.692	5	6	.455	0	2	.000
1968-69	6	5	.545	5	8	.385	2	0	1.000
1969-70	10	3	.769	8	4	.667	4	3	.571
1970-71	7	4	.636	5	7	.417	2	1	.667
1971-72	8	4	.667	2	11	.154	0	1	.000
1972-73	8	4	.667	5	6	.455	1	0	1.000
1973-74	9	5	.643	3	9	.250	0	0	
1974-75	6	6	.500	3	10	.231	1	0	1.000
1975-76	10	6	.625	2	8	.200	0	0	
1976-77	11	5	.688	4	7	.364	0	0	
1977-78	11	4	.733	7	5	.583	0	0	
1978-79	13	1	.929	8	3	.727	2	2	.500
1979-80	12	2	.857	7	3	.700	7	1	.875
1980-81	15	0	1.000	8	1	.889	8	4	.667
1981-82	9	4	.692	4	7	.364	1	3	.250
1982-83	11	4	.733	7	7	.500	1	2	.333
1983-84	12	2	.857	5	7	.417	1	2	.333
1984-85	13	2	.867	6	6	.500	0	2	.000
1985-86	13	3	.813	10	8	.556	3	1	.750
1986-87	10	6	.625	5	6	.455	9	3	.750
1987-88	11	4	.733	4	8	.333	1	2	.333
1988-89	11	5	.688	6	6	.500	3	1	.750
1989-90	16	2	.889	4	5	.444	3	2	.600
1990-91	15	1	.938	5	6	.455	0	3	.000
1991-92	12	4	.750	6	4	.600	3	2	.600
1992-93	15	2	.882	3	6	.333	4	3	.571
1993-94	8	6	.571	2	8	.200	1	2	.333
1994-95	9	7	.563	3	6	.333	0	2	.000
1995-96	11	7	.611	1	7	.125	0	3	.000
1996-97	9	6	.600	0	9	.000	1	5	.167
1997-98	8	8	.500	1	9	.100	0	1	.000
1998-99	12	4	.750	0	10	.000	0	1	.000
1999-00	15	1	.938	5	3	.625	8	2	.800
2000-01	9	7	.563	2	8	.200	2	1	.667
2001-02	12	5	.706	4	7	.364	3	3	.500
2002-03	16	2	.889	2	6	.250	3	3	.500
2003-04	12	3	.800	5	7	.417	1	1	.500
2004-05	14	1	.933	4	6	.400	2	3	.400
2005-06	14	2	.875	7	4	.636	6	3	.667
2006-07	14	4	.778	2	9	.182	1	2	.333
2007-08	9	6	.600	4	9	.308	0	3	.000
2008-09	19	2	.905	6	3	.667	2	3	.400
2009-10	11	7	.611	0	9	.000	0	4	.000
2010-11	8	10	.444	3	8	.273	0	3	.000
2011-12	11	4	.733	4	9	.308	3	2	.600
2012-13	14	3	.824	4	8	.333	1	1	.500
2013-14	13	3	.813	4	9	.308	3	2	.600
2014-15	13	4	.765	8	3	.727	1	4	.200
2015-16	15	3	.833	3	8	.273	1	3	.333
2016-17	8	8	.500	1	10	.0909	1	3	.333
2017-18	14	4	.778	3	8	.273	1	3	.333
<b>TOTAL</b>	<b>969</b>	<b>380</b>	<b>.718</b>	<b>419</b>	<b>636</b>	<b>.397</b>	<b>146</b>	<b>163</b>	<b>.472</b>

## Maravich Center Win Streaks

- 23** 15 games 1980-81 season; First 8 games 1981-82 season
- 18** Last 8 games 1983-84 season; First 10 games 1984-85 season
- 18** Last 7 games 1989-90 season; First 11 games 1990-91 season
- 17** Last 3 games 2007-08 season; First 14 games 2008-09 season
- 16** Last 4 games 1991-92 season; First 12 games 1992-93 season
- 14** Last game 1977-78 season; First 13 games 1978-79 season
- 14** Last 7 game 1999-00 season; First 7 games 2000-01 season
- 13** Last 6 games 1972-73 season; First 7 games 1973-74 season
- 13** Last 5 games 2002-03 season; First 8 games 2003-04 season
- 13** Last 11 games 2004-05 season; First 2 games 2005-06 season
- 11** Last 2 games 1984-85 season; First 9 games 1985-86 season
- 11** Last game 2000-2001 season; First 10 games 2001-2002 season
- 11** First 11 games of the 2002-03 season
- 11** Final 9 games of the 2005-06 season; First 2 games of 2006-07

## Home Winning Streaks (ALL SITES OVERALL)

- 42** Last 3 games 1915-16 season;  
11 games 1916-17 season;  
4 games 1917-18 season;  
1 game 1918-19 season;  
10 games 1991-20;  
First 13 games 1920-21 season
- 29** Last 6 games 1932-33 season;  
10 games 1933-34 season;  
11 games 1934-35 season;  
First 2 games 1935-36 season
- 25** Last game 1950-51 season;  
11 games 1951-52 season;  
10 games 1952-53 season;  
First 3 games 1953-54 season

# Year-by-Year Records

## SIAA Era

### COACH E. R. WINGARD

1 SEASON • 1909

5-2 (.714)

1909 RECORD: 5-2, 2-0

Coach: E. R. Wingard

DATE	OPPONENT	RESULTS
1-30	Dixon Academy	A W, 35-20
2-6	Mississippi State	H W, 18-12
2-8	Mississippi State	H W, 14-10
2-18	Baton Rouge H.S.	H W, 36-14
2-26	YMCA (N.O.)	A L, 11-27
2-27	YMCA (N.O.)	A L, 16-37
3-6	Dixon Academy	H W, 21-12

### COACH J. W. MAYHEW

2 SEASONS • 1910-11

11-4 (.733)

1910 RECORD: 3-1, 2-0

Coach: J. W. Mayhew

DATE	OPPONENT	RESULTS
2-4	Ole Miss	H W, 39-14
2-5	Ole Miss	H W, 25-4
2-26	YMCA (N.O.)	A L, 11-53
3-5	YMCA (N.O.)	H W, 30-17

1911 RECORD: 8-3, 6-1

Coach: J. W. Mayhew

DATE	OPPONENT	RESULTS
11-26	Tulane	H W, 47-7
1-27	Tulane	H W, 26-15
2-7	Mississippi State	A W, 33-17
2-8	Mississippi State	A W, 42-12
2-9	Birmingham AC	A L, 17-45
2-10	Bessemer AC	A L, 17-37
2-11	Birmingham High	A W, 23-21
2-11	B'ingham YMCA	A W, 23-21
2-13	Texas	H W, 39-10
2-17	Tulane	A W, 27-25
2-18	Tulane	A L, 13-15

### COACH F. M. LONG

2 SEASONS • 1912-1913

6-9 (.400)

1912 RECORD: 4-6, 2-3

Coach: F. M. Long

DATE	OPPONENT	RESULTS
1-15	Ole Miss	H W, 27-15
1-16	Ole Miss	H W, 33-11
2-5	YMCA (N.O.)	A L, 24-25
2-6	Mississippi State	A L, 16-22
2-7	Mississippi State	A L, 11-21
2-8	Birmingham AC	A L, 7-54
2-9	Bessemer AC	A L, 20-42
2-10	Auburn	A L, 15-38
2-17	YMCA (N.O.)	H W, 23-19
2-25	YMGC (N.O.)	H W, 32-6

1913 RECORD: 2-3, 1-3

Coach: F. M. Long

DATE	OPPONENT	RESULTS
2-8	YMGC (N.O.)	H W, 39-11
2-14	Tulane	A L, 13-15
2-15	Tulane	A L, 20-26
2-28	Tulane	H L, 15-16
3-1	Tulane	H W, 13-12

### COACH C. C. STROUD

6 SEASONS

1913-1918, 1919-1920

82-21 (.796)

1913-14 RECORD: 7-5, 0-4

Coach: Dr. C. C. Stroud

DATE	OPPONENT	RESULTS
12-19	Louisiana College	A W, 17-15
12-22	Shreveport AC	A W, 31-14
12-23	Shreveport AC	A W, 25-20
1-9	Southwestern La. ^	H W, 44-7
1-17	Louisiana College	H W, 27-24
1-21	Miss. College	H W, 34-13
1-22	Miss. College	H W, 29-19
2-13	Tulane	H L, 14-26
2-14	Tulane	H L, 7-10
2-19	St. Paul's	L, 15-35

2-27	Tulane	A L, 12-25
2-28	Tulane	A L, 6-13

1914-15 RECORD: 10-1, 3-1

Coach: Dr. C. C. Stroud

DATE	OPPONENT	RESULTS
12-21	Centenary	A W, 38-17
12-22	Shreveport AC	A W, 21-20
1-14	Southwestern La.	H W, 29-6
1-15	Southwestern La.	H W, 39-16
1-18	YMGC (N.O.)	H W, 24-11
1-23	Louisiana College	H W, 30-4
2-6	YMCA (N.O.)	H W, 55-18
2-12	Mississippi State	H W, 24-12
2-13	Mississippi State	H L, 14-15
2-19	Tulane	H W, 28-17
2-20	Tulane	H W, 37-19

1915-16 RECORD: 14-10, 6-7

Coach: Dr. C. C. Stroud

DATE	OPPONENT	RESULTS
	Jefferson College	H W, 55-18
	YMCA (N.O.)	H W, 42-26
	Southwestern La.	H W, 44-14
	Southwestern La.	H W, 69-13
	Louisiana College	H W, 14-11
	Louisiana College	H W, 20-19
	La. Normal ^	H W, 24-23
	Alabama	H L, 25-39
	Alabama	H L, 25-44
	YMGC (N.O.)	H W, 39-22
1-22	Mississippi State	A W, 31-21
2-4	Tulane	H L, 21-24
2-5	Tulane	H L, 18-22
	Alabama	A W, 25-18
2-7	Mississippi State	A L, 17-23
	Birmingham AC	A L, 30-39
2-10	Auburn	A L, 23-24
	Columbus AC	A L, 21-42
	Atlanta AC	A L, 16-64
2-18	Tulane	A L, 14-26
2-19	Tulane	A W, 19-16
2-21	Ole Miss	H W, 55-29
2-23	Rice	H W, 29-21
2-24	Rice	H W, 25-17

1916-17 RECORD: 20-2, 11-0

Coach: Dr. C. C. Stroud

DATE	OPPONENT	RESULTS
	SW Louisiana ^	A W, 33-20
	SW Louisiana ^	A L, 13-21
	Shreveport AC	A W, 19-17
	SW Louisiana ^	H W, 50-13
	YMGC	H W, 54-22
	Texas A&M	H W, 24-15
	Texas A&M	H W, 30-14
1-26	Mississippi State	H W, 36-28
1-27	Mississippi State	H W, 38-17
	Shreveport AC	H W, 39-24
	Alabama	H W, 34-7
	Millsaps	H W, 95-6
2-9	Tulane	A W, 37-20
2-10	Tulane	A W, 27-18
	YMCA (Mobile)	A L, 18-37
	Spring Hill	A W, 34-24
2-13	Auburn	A W, 37-13
	Birmingham AC	A W, 37-23
	Alabama	A W, 38-9
	Millsaps	A W, 57-11
2-23	Tulane	H W, 46-27
2-24	Tulane	H W, 26-20

1917-18 RECORD: 12-1, 3-0

Coach: Dr. C. C. Stroud

DATE	OPPONENT	RESULTS
12-2	La. Normal ^	A W, 38-25
12-3	Shreveport AC	A W, 51-20
12-13	Jefferson College	H W, 42-18
1-11	SW Louisiana ^	A W, 36-7
1-11	St. Charles	A W, 61-17
1-18	Auburn	H W, 43-31
1-19	Auburn	H W, 34-27
2-1	Navy Res. (NO)	H W, 64-8
2-6	Millsaps	A W, 66-10
2-6	Miss. College	A W, 41-24
2-8	Birmingham AC	A L, 23-33
2-8	Birmingham AC	A W, 33-22
2-9	Alabama	A W, 28-25

### COACH R. E. EDMONDS

1 SEASON • 1919

1-0 (1.000)

1919 RECORD: 1-0, 0-0

Coach: R. E. Edmonds

DATE	OPPONENT	RESULTS
2-1	Jefferson Col. (H)	W 66-18

### COACH C. C. STROUD

6 SEASONS

1913-1918, 1919-1920

82-21 (.796)

1919-1920 RECORD: 19-2, 8-2

Coach: Dr. C. C. Stroud

DATE	OPPONENT	RESULTS
12-30	Jefferson Col. (H)	W 46-15
12-31	Jefferson Col. (H)	W 57-24
1-3	YMGC (NO) (H)	W 47-19
1-10	St. Stanislaus (A)	W 47-21
	La. College (A)	W 35-20
1-24	Mississippi St. (H)	W 27-12
1-30	La. College (H)	W 63-19
1-31	La. College (H)	W 39-15
2-3	Spring Hill (H)	W 64-16
2-6	Tulane (A)	W 35-19
2-7	Tulane (A)	W 29-10
2-9	Alabama (A)	W 30-11
2-10	B'ingham AC (A)	W 28-19
2-11	Georgia (A)	L 15-32
2-12	Mercer (A)	W 33-22
2-13	Auburn (A)	L 21-33
2-14	YMCA (Mobile) (A)	W 26-22
2-14	Spring Hill (A)	W 38-9
2-23	Alabama (H)	W 44-19
2-27	Tulane (H)	W 37-12
2-28	Tulane (H)	W 37-12

## SIC Era

### COACH BRANCH BOCOCK

1 SEASON • 1921

19-4 (.826)

1921 RECORD: 19-4, 5-2

Coach: Branch Bocock

DATE	OPPONENT	RESULTS
1-8	La. Normal ^	H W, 29-25
1-10	Loyola (N.O.)	H W, 74-12
1-15	YMHA (N.O.)	H W, 42-20
1-21	SW Louisiana ^	H W, 47-11
1-25	Texas A&M	H W, 30-28
1-26	Texas A&M	H W, 31-30
1-29	Navy (Pensacola)	H W, 54-12
1-30	Navy (Pensacola)	H W, 51-41
2-1	Spring Hill	H W, 29-24
2-2	Spring Hill	H W, 31-17
2-4	Tulane	H W, 42-27
2-5	Tulane	H W, 52-24
2-11	SW Louisiana ^	H W, 61-8
2-18	Ole Miss	H L, 22-23
2-19	Ole Miss	H W, 46-13
2-21	Texas A&M	A W, 24-16
2-22	Texas A&M	A L, 19-49
2-23	Baylor	A L, 20-32
2-24	Baylor	A W, 34-33
2-25	YMCA (Houston)	A W, 49-19
2-26	Rice	A W, 35-23
3-4	Tulane	A L, 29-31
3-5	Tulane	A W, 27-20

### COACH FRANK "TAD" GORMLEY

2 SEASONS • 1922-23

25-11 (.694)

1922 RECORD: 15-1, 3-1

Coach: Frank "Tad" Gormley

DATE	OPPONENT	RESULTS
1-10	SW Louisiana ^	H W, 41-8
1-11	SW Louisiana ^	H W, 29-17
1-13	Louisiana College	H W, 52-26
1-14	Louisiana College	H W, 50-22
1-20	La. Normal ^	H W, 32-15
1-21	La. Normal ^	H W, 40-3
1-27	Tulane	A W, 18-15
1-28	Tulane	A W, 26-18

2-1	Spring Hill	H W, 27-26
2-2	Spring Hill	H W, 16-15
2-10	YMCA (Houston)	A W, 29-27
2-11	YMCA (Houston)	A W, 28-22
2-15	Miss. College	H W, 29-20
2-16	Miss. College	H W, 26-18
2-20	Tulane	H L, 23-39
2-21	Tulane	H W, 34-19

1923 RECORD: 10-10, 0-6

Coach: Frank "Tad" Gormley

DATE	OPPONENT	RESULTS
1-7	Stanolcolas	H L, 17-35
1-10	La. College	H W, 23-22
1-11	La. College	H W, 33-22
1-15	Mississippi St.	H L, 25-36
1-16	Mississippi St.	H L, 20-35
1-19	SW Louisiana ^	H W, 25-22
1-24	Miss. College	H W, 27-17
1-25	Miss. College	H W, 19-14
1-31	Spring Hill	H L, 21-23
2-1	Spring Hill	H W, 36-20
2-5	Millsaps	H W, 32-10
2-6	Millsaps	H W, 34-23
2-9	Tulane	H L, 24-33
2-10	Tulane	H L, 18-28
2-16	Tulane	A L, 23-40
2-17	Tulane	A L, 11-34
2-22	Stanolcolas	H W, 46-20
2-26	Vanderbilt-1	N L, 10-36
2-28	Spring Hill	A L, 24-26
3-1	Spring Hill	A W, 20-18

### COACH "MOON" DUCOTE

1 SEASON • 1924

8-12 (.400)

1924 RECORD: 8-12, 0-7

Coach: "Moon" Ducote

DATE	OPPONENT	RESULTS
1-7	La. Normal ^	H L, 18-26
1-8	La. Normal ^	H L, 19-33
1-		

# Year-by-Year Records

## COACH HARRY RABENHORST 29 SEASONS 1926-42, 1945-57 340-264 (.563)

### 1926 RECORD: 9-9, 4-5

DATE	OPPONENT	RESULTS
1-6	YMCA (B.R.)	H W, 37-25
1-8	SW Louisiana ^	A W, 25-13
1-9	SW Louisiana ^	A W, 31-29
1-11	Louisiana College	H W, 39-28
1-12	Louisiana College	H W, 44-22
1-15	Ole Miss	H W, 27-24
1-16	Ole Miss	H L, 19-43
1-22	Vanderbilt	H W, 24-23
1-25	Alabama	A L, 15-26
1-26	Alabama	A W, 28-22
1-27	St. Stanislaus	A L, 19-38
1-28	St. Stanislaus	A L, 21-27
2-5	Tulane	H W, 30-23
2-6	Tulane	H L, 23-24
2-12	La. Normal ^	H L, 27-35
2-13	La. Normal ^	H L, 21-23
2-19	Tulane	A L, 29-32
2-20	Tulane	A L, 13-22

### 1927 RECORD: 7-9, 3-5

DATE	OPPONENT	RESULTS
1-8	Sewanee	H W, 26-23
1-14	Ole Miss	H L, 16-36
1-15	Ole Miss	H W, 22-21
1-21	Louisiana College	A L, 19-35
1-22	Louisiana College	A W, 23-20
1-28	Loyola (N.O.)	H L, 15-16
1-29	Loyola (N.O.)	H W, 42-18
2-4	Tulane	A L, 20-27
2-5	Tulane	A L, 9-36
2-10	Georgia Tech	H W, 29-27
2-11	Loyola (N.O.)	A L, 26-41
2-12	Loyola (N.O.)	A L, 19-27
2-18	Tulane	H L, 20-25
2-19	Tulane	H L, 20-23
2-21	SW Louisiana ^	H W, 34-22
2-22	SW Louisiana ^	H W, 29-12

### 1928 RECORD: 14-4, 7-3

DATE	OPPONENT	RESULTS
1-6	SW Louisiana ^	H W, 40-17
1-7	SW Louisiana ^	H W, 36-17
1-13	Ole Miss	H W, 20-17
1-14	Ole Miss	H W, 36-25
1-25	Ole Miss	A L, 23-33
1-26	Ole Miss	A W, 34-33
1-27	Mississippi State	A L, 26-46
1-28	Mississippi State	A L, 23-29
1-30	Louisiana Tech	H W, 40-23
1-31	Louisiana Tech	H W, 37-28
2-3	Tulane	H W, 47-13
2-4	Tulane	H W, 41-18
2-10	Louisiana College	H W, 47-17
2-11	Louisiana College	H W, 47-22
2-17	Tulane	A W, 36-20
2-18	Tulane	A W, 39-25
2-23	North Carolina-1	N W, 44-38
2-25	Ole Miss-1	N L, 28-55

### 1929 RECORD: 8-13, 5-9

DATE	OPPONENT	RESULTS
1-7	SW Louisiana ^	H W, 23-17
1-8	SW Louisiana ^	H W, 29-22
1-11	Ole Miss	H L, 21-42
1-12	Ole Miss	H L, 17-34
1-14	Louisiana College	A W, 32-31
1-15	Louisiana College	A L, 43-44
1-18	Ole Miss	A L, 24-28
1-19	Ole Miss	A L, 25-30
1-28	Auburn	A W, 45-28
1-29	Auburn	A W, 65-28
1-30	Alabama	A L, 16-38
1-31	Alabama	A L, 28-37
2-4	Mississippi State	H L, 16-26
2-5	Mississippi State	H W, 39-29
2-11	SW Louisiana ^	A L, 34-36
2-12	SW Louisiana ^	A L, 23-25
2-15	Tulane	A L, 37-40
2-16	Tulane	A W, 28-21

2-22	Tulane	H W, 37-35
2-23	Tulane	H L, 32-33
2-28	Wash & Lee-1	N L, 22-32

### 1930 RECORD: 10-11, 6-7

DATE	OPPONENT	RESULTS
1-3	Louisiana College	A L, 41-53
1-4	Louisiana College	A L, 15-55
1-9	Miss. College	A L, 24-27
1-10	Ole Miss	A L, 27-31
1-11	Ole Miss	A W, 31-21
1-17	Ole Miss	H L, 24-47
1-18	Ole Miss	H L, 29-32
1-24	Louisiana Tech	A W, 37-31
1-25	Louisiana Tech	A W, 42-27
2-1	Miss. State-2	N W, 32-24
2-3	Alabama	A L, 20-37
2-4	Alabama	A L, 22-28
2-7	Auburn	H W, 44-27
2-8	Auburn	H W, 49-45
2-10	Spring Hill	H W, 53-17
2-11	Spring Hill	H W, 52-14
2-14	Tulane	H W, 35-30
2-15	Tulane	H W, 24-15
2-21	Tulane	A L, 25-27
2-22	Tulane	A L, 27-30
3-3	Duke-1	N L, 34-43

### 1931 RECORD: 7-8, 4-4

DATE	OPPONENT	RESULTS
1-10	New Orleans AC	H L, 35-41
1-13	Miss. College	A W, 46-34
1-15	Ole Miss	A W, 26-24
1-16	Ole Miss	A L, 29-30
1-22	Alabama	H L, 26-40
1-23	Alabama	H L, 28-37
1-30	SW Louisiana ^	H L, 26-40
1-31	SW Louisiana ^	H L, 29-34
2-6	Southern Miss	H W, 46-35
2-7	Southern Miss	H W, 47-31
2-13	Tulane	A L, 23-38
2-14	Tulane	A W, 39-31
2-20	Tulane	H W, 49-30
2-21	Tulane	H W, 48-27
2-23	Maryland-1	N L, 34-37

### 1932 RECORD: 11-9, 8-8

DATE	OPPONENT	RESULTS
1-8	SW Louisiana ^	H W, 44-23
1-9	SW Louisiana ^	H W, 50-35
1-15	Ole Miss	A W, 37-34
1-16	Ole Miss	A L, 22-24
1-18	Mississippi State	H L, 28-29
1-19	Mississippi State	H W, 40-15
1-22	Alabama	A L, 25-34
1-23	Alabama	A L, 25-37
1-25	Mississippi State	A W, 30-26
1-26	Mississippi State	A W, 33-29
1-29	Ole Miss	H W, 55-53
1-30	Ole Miss	H L, 33-35
2-8	Auburn	H L, 34-48
2-9	Auburn	H L, 30-34
2-11	Tulane	H W, 32-25
2-12	Tulane	H W, 34-22
2-19	Tulane	A W, 29-26
2-20	Tulane	A L, 29-33
2-26	Georgia Tech-1	A W, 36-33
2-27	Auburn-1	N L, 22-30

## SEC Era

### 1933 RECORD: 15-8, 13-7

DATE	OPPONENT	RESULTS
1-4	Alabama	H W, 32-27
1-5	Alabama	H L, 36-40
1-11	Mississippi State	A W, 32-28
1-12	Mississippi State	A W, 49-26
1-13	Ole Miss	A L, 37-40
1-14	Ole Miss	A L, 32-34
1-17	Mississippi State	H W, 45-40
1-18	Mississippi State	H W, 37-33
1-20	Sewanee	A W, 50-30
1-21	Sewanee	A W, 57-45
1-23	Vanderbilt	A L, 34-54
1-24	Vanderbilt	A L, 26-52
1-25	Auburn	A W, 26-25
1-26	Auburn	A L, 24-25
2-10	Tulane	A L, 31-44
2-11	Tulane	A W, 46-28

2-13	Ole Miss	H W, 53-33
2-14	Ole Miss	H W, 50-33
2-17	Tulane	H W, 50-38
2-18	Tulane	H W, 51-37
2-20	Auburn-3	N W, 57-33
2-21	Tennessee-3	N W, 55-43
2-22	Kentucky-3	N L, 38-51

### 1934 RECORD: 13-4, 13-3

DATE	OPPONENT	RESULTS
1-5	Sewanee	H W, 80-20
1-6	Sewanee	H W, 60-9
1-9	Mississippi State	A L, 46-47
1-10	Mississippi State	A W, 48-23
1-12	Alabama	A L, 33-36
1-13	Alabama	A L, 29-37
1-19	Tulane	H W, 29-25
1-20	Tulane	H W, 48-26
2-5	Auburn	H W, 40-17
2-6	Auburn	H W, 38-16
2-8	Mississippi State	H W, 54-39
2-9	Mississippi State	H W, 61-30
2-12	Ole Miss	H W, 52-33
2-13	Ole Miss	H W, 49-39
2-16	Tulane	A W, 43-22
2-17	Tulane	A W, 36-21
3-3	Tennessee-3	N L, 35-42

## NATIONAL CHAMPION SEC CHAMPION

### 1934-35 RECORD: 14-1, 12-0

DATE	OPPONENT	RESULTS
12-18	SW Louisiana ^	H W, 54-30
1-7	Alabama	H W, 34-32
1-8	Alabama	H W, 41-39
1-19	Rice	A L, 47-56
2-4	Ole Miss	H W, 47-32
2-5	Ole Miss	H W, 47-33
2-8	Tulane	A W, 34-16
2-9	Tulane	A W, 35-24
2-13	Mississippi State	H W, 67-32
2-14	Mississippi State	H W, 46-39
2-15	Vanderbilt	H W, 56-41
2-16	Vanderbilt	H W, 40-31
2-22	Tulane	H W, 65-20
2-23	Tulane	H W, 64-23
4-13	Pittsburgh-4	N W, 41-37

### 1935-36 RECORD: 10-10, 9-6

DATE	OPPONENT	RESULTS
12-18	SW Louisiana ^	H W, 43-28
12-23	Georgia	H W, 46-34
1-2	Pittsburgh-5	N L, 47-52
1-10	Alabama	A L, 25-37
1-11	Alabama	A L, 34-43
1-13	Mississippi State	A L, 38-49
1-14	Mississippi State	A W, 32-30
1-23	Rice	H L, 38-42
1-24	Rice	H L, 30-38
1-31	Ole Miss	H W, 54-37
2-1	Ole Miss	H L, 46-51
2-7	Tulane	H W, 52-27
2-8	Tulane	H W, 49-26
2-10	Mississippi State	H W, 43-37
2-11	Mississippi State	H W, 45-40
2-14	Ole Miss	A L, 47-59
2-15	Ole Miss	A L, 51-69
2-21	Tulane	A W, 50-30
2-22	Tulane	A W, 46-22
2-28	Alabama-6	N L, 30-52

### 1936-37 RECORD: 13-7, 7-6

DATE	OPPONENT	RESULTS
12-16	SW Louisiana ^	H W, 44-19
1-6	Alabama	H W, 43-33
1-7	Alabama	H W, 47-27
1-8	Rice	A W, 32-29
1-9	Rice	A W, 38-37
1-13	Ole Miss	A L, 47-50
1-14	Ole Miss	A L, 27-40
1-16	Mississippi State	A L, 36-53
1-20	Louisiana Tech	H W, 54-24
1-21	Louisiana Tech	H W, 35-34
2-1	Auburn	A L, 24-37
2-2	Auburn	A W, 54-34
2-5	Tulane	H W, 42-31
2-6	Tulane	H W, 46-42
2-12	Loyola (N.O.)	H W, 46-31

2-15	Mississippi State	H W, 42-41
2-16	Mississippi State	H L, 38-39
2-19	Tulane	A W, 37-31
2-20	Tulane	A L, 32-52
2-26	Kentucky-6	N L, 37-57

### 1937-38 RECORD: 10-10, 7-6

DATE	OPPONENT	RESULTS
12-13	SW Louisiana ^	H W, 31-26
12-16	Southern Cal	H L, 38-54
12-17	Southern Cal	H L, 26-50
1-7	Rice	H L, 38-45
1-8	Rice	H W, 58-38
1-14	Ole Miss	H L, 48-59
1-15	Ole Miss	H L, 44-47
1-31	Mississippi State	H W, 38-33
2-1	Mississippi State	H W, 31-22
2-4	Georgia Tech	H W, 47-35
2-7	Alabama	A L, 33-41
2-8	Alabama	A L, 32-33
2-14	Mississippi State	A W, 66-44
2-15	Mississippi State	A L, 46-63
2-18	Tulane	A W, 44-42
2-19	Tulane	A W, 31-27
2-25	Tulane	H W, 42-31
2-26	Tulane	H L, 39-41
3-3	Auburn-7	H W, 60-34
3-4	Ole Miss-7	H L, 41-68

### 1938-39 RECORD: 13-7, 10-5

DATE	OPPONENT	RESULTS
12-14	Rice	A L, 32-34
12-15	Rice	A W, 30-27
1-6	Alabama	H W, 33-29
1-7	Alabama	H L, 30-39
1-9	Ole Miss	A W, 42-41
1-10	Ole Miss	A W, 42-34
1-30	Mississippi State	A W, 48-32
1-31	Mississippi State	A L, 29-31
2-3	Mississippi State	H W, 47-45
2-4	Mississippi State	H W, 54-33
2-9	Georgia Tech	A L, 35-37
2-13	Ole Miss	H W, 50-48
2-14	Ole Miss	H W, 59-18
2-17	Tulane	H W, 36-33
2-18	Tulane	H L, 33-36
2-23	Tulane	A L, 30-36
2-24	Tulane	A W, 41-31
3-2	Georgia-6	N W, 50-28
3-2	Sewanee-6	N W, 55-35
3-3	Kentucky-6	N L, 34-53

### 1939-40 RECORD: 10-8, 8-4

DATE	OPPONENT	RESULTS
12-18	Rice	H L, 39-56
12-19	Rice	H L, 51-61
1-5	Auburn	H W, 50-39
1-6	Auburn	H L, 26-42
1-12	Ole Miss	A W, 51-47
1-13	Mississippi State	A L, 37-49
1-15	Alabama	A W, 33-28
1-29	Mississippi State	H W, 55-42
2-2	Georgia Tech	H L, 33-34
2-5	DePaul	A L, 28-53
2-7	SWestern (Tenn.)-8	N W, 61-41
2-10	Ole Miss	H L, 33-45
2-15	Tulane	A W, 34-31
2-16	Tulane	A W, 35-29
2-22	Tulane	H W, 42-39
2-23	Tulane	H W, 40-39
2-29	Alabama-6	N L, 25-51
2-29	Tulane-6	N W, 57-44

### 1940-41 RECORD: 9-9, 7-5

DATE	OPPONENT	RESULTS
12-10	SW Louisiana ^	H L, 30-39
12-16	Bogalusa	H W, 52-43
12-19	Rice	A L, 48-60
12-20	Rice</	



# Year-by-Year Records

2-15	Tulane	H	L, 35-39
2-20	Tulane	A	W, 59-44
2-21	Tulane	A	W, 40-37
2-27	Vanderbilt-9	N	L, 49-63

## 1941-42 RECORD: 8-7, 8-3

**Coach: Harry Rabenhorst**

DATE	OPPONENT	RESULTS
12-12	Rice	H L, 42-54
12-13	Rice	H L, 37-50
12-18	Texas A&M	H L, 41-56
1-6	Ole Miss	A W, 56-35
1-10	Mississippi State	A L, 41-43
1-12	Alabama	A L, 28-40
1-17	Ole Miss	H L, 42-51
1-24	Mississippi State	H W, 51-40
2-6	Georgia Tech	H W, 54-41
2-12	Tulane	H W, 51-46
2-13	Tulane	H W, 50-49
2-17	Auburn	H W, 63-49
2-19	Tulane	A W, 48-44
2-20	Tulane	A W, 31-21
2-27	Alabama-9	N L, 31-45 OT

## COACH DALE MOREY 2 SEASONS • 1942-44 28-19 (.596)

### 1942-43 RECORD: 18-4, 11-2

**Coach: Dale Morey**

DATE	OPPONENT	RESULTS
12-11	Harding Field	H W, 92-42
12-17	Rice	A L, 26-56
12-18	Rice	A W, 62-60
12-19	Con. Steel	A W, 49-23
1-4	Alabama	H W, 36-32
1-8	Ole Miss	A W, 54-34
1-9	Miss. State	A L, 40-48
1-11	Alabama	A W, 32-29
1-16	Ole Miss	H W, 51-39
1-19	Miss. State	H W, 61-40
1-30	Livingston	A W, 101-50
2-2	Georgia	A W, 54-39
2-3	Georgia Navy	A W, 50-34
2-5	Georgia Tech	A L, 44-45
2-6	Auburn	A W, 62-37
2-11	Tulane	A W, 91-57
2-12	Tulane	A W, 59-57
2-19	Tulane	H W, 35-34
2-20	Tulane	H W, 46-40
2-25	Auburn-9	N W, 67-38
2-26	Alabama-9	N W, 47-41
2-27	Tennessee-9	N L, 38-52

### 1943-44 RECORD: 10-15, 0-4

**Coach: Dale Morey**

DATE	OPPONENT	RESULTS
12-20	Harding Field	A W, 54-29
1-8	Alexandria AB	H L, 24-28
1-12	Camp Van Dorn	H W, 51-15
1-14	Houma Navy	H W, 43-31
1-19	Keesler Field	A L, 38-56
1-20	Gulfport Field	A L, 40-44
1-21	Pensacola Navy	A L, 30-69
1-22	Pensacola Navy	A L, 37-60
1-26	Harding Field	H L, 48-50
1-28	Barksdale AFB	H L, 44-47
2-1	LSU ASTU	H W, 37-25
2-3	Houma Navy	A W, 36-27
2-5	Bergstrom Field	H W, 53-46
2-8	Camp Van Dorn	A W, 42-38
2-9	Tulane	H L, 42-43
2-10	Tulane	H L, 37-38
2-11	Alexandria AB	A W, 42-29
2-12	Selman Field	A L, 34-36
2-14	Barksdale AFB	A W, 46-41
2-16	Tulane	A L, 39-41
2-17	Tulane	A L, 44-66
2-19	SW Louisiana ^	H L, 40-62
2-21	SW Louisiana ^	H L, 37-60
2-25	LSU ASTU	H W, 65-45
3-3	Kentucky-9	N L, 28-55

## COACH JESSE FATHERREE, A. L. SWANSON 1 SEASON • 1944-45 FATHERREE 11-7 (.611) SWANSON 4-2 (.667)

## 1944-45 RECORD: 15-9, 3-3

**Coaches: Jesse Fatherree, A. L. Swanson**

DATE	OPPONENT	RESULTS
12-22	Alexandria Air	A L, 31-55
1-5	Alexandria Air	H L, 54-63
1-6	SW Louisiana ^	H W, 44-42
1-8	Keesler Field	A L, 53-60
1-9	Gulfport Navy	A L, 41-73
1-13	Camp Polk	H W, 56-44
1-15	Mississippi State	A L, 39-47
1-16	Jackson AFB	A W, 50-32
1-17	Louisiana Tech	A W, 43-38
1-20	DuPont-Ethyl	H W, 82-52
1-24	SW Louisiana ^	A W, 59-44
1-29	Mississippi State	H W, 62-27
2-1	Tulane	A L, 43-45
2-2	Tulane	A L, 32-44
2-5	Keesler Field	H W, 60-57
2-7	Louisiana Tech	H W, 83-56
2-9	Tulane	H W, 50-44
2-10	Tulane	H W, 61-55
2-14	Hammond Air	A W, 66-36
2-17	Algiers Navy	H W, 84-69
2-20	Gulfport Navy	H L, 62-84
2-23	N'western St.-10	N W, 44-40
2-24	Northwestern St.	A W, 70-34
3-2	Kentucky-9	N L, 37-63

## COACH HARRY RABENHORST 29 SEASONS • 1926-42, 1945-57 340-264 (.563)

### 1945-46 RECORD: 18-3, 8-0

**Coach: Harry Rabenhorst**

DATE	OPPONENT	RESULTS
12-12	Texas A&M	H W, 51-50
12-17	Keesler Field	A L, 58-69
12-18	Keesler Field	A W, 78-61
12-19	Pensacola Navy	A W, 66-58
1-4	Selman Field	H W, 63-50
1-9	Keesler Field	H W, 56-39
1-11	Mississippi State	A W, 54-30
1-12	Ole Miss	A W, 53-23
1-14	Alabama	A W, 48-26
2-1	Navy (N.O.)	H W, 58-47
2-4	Ole Miss	H W, 60-35
2-8	Mississippi State	H W, 73-31
2-11	Louisiana Tech	H W, 58-43
2-13	Corpus Christi	H L, 46-51
2-16	Alabama	H W, 44-30
2-21	Tulane	H W, 54-45
2-23	Tulane	A W, 52-36
2-28	Tulane-9	N W, 74-29
3-1	Ole Miss-9	N W, 69-34
3-2	Georgia-9	N W, 60-41
3-2	Kentucky-9	N L, 36-59

### 1946-47 RECORD: 17-4, 8-2

**Coach: Harry Rabenhorst**

DATE	OPPONENT	RESULTS
12-4	Keesler Field	H W, 81-48
12-14	Baylor	H W, 61-34
12-19	St. Francis Pa.-11	N W, 62-57
12-21	Canisius	A L, 50-59
12-30	Tulane	A W, 54-51
1-4	Rice	H W, 60-35
1-10	Ole Miss	A W, 54-43
1-11	Mississippi State	A W, 61-57
1-13	Alabama	A L, 38-45
1-17	Tulane	A L, 38-40
1-20	Loyola (N.O.)	A W, 44-43
1-29	Vanderbilt-12	N W, 62-52
2-3	Ole Miss	H W, 63-43
2-7	Alabama	H W, 54-43
2-14	Mississippi State	H W, 64-49
2-15	Auburn	H W, 74-53
2-21	Tulane	H W, 55-40
2-24	Loyola (N.O.)	H W, 61-47
2-27	Ole Miss-9	N W, 61-36
2-28	Florida-9	N W, 60-45
2-28	Tulane-9	N L, 50-63

### 1947-48 RECORD: 8-18, 4-8

**Coach: Harry Rabenhorst**

DATE	OPPONENT	RESULTS
12-4	Spring Hill	H W, 72-43
12-8	Rice	A L, 55-58
12-9	Texas-13	N L, 31-50

12-13	Canisius	A L, 44-59
12-15	Long Island-14	N L, 47-67
12-29	Texas A&M-15	N L, 44-45
12-30	Hardin-Simmons-15	N W, 62-46
12-31	TCU-15	A W, 52-46
1-5	Florida	H L, 36-38
1-9	Rice	H W, 43-40
1-10	Georgia Tech	H L, 40-52
1-13	Tulane	H L, 42-54
1-17	Vanderbilt	H W, 56-54
1-19	Loyola (N.O.)	A L, 42-49
1-24	Auburn	A L, 48-51
1-26	Georgia Tech	A W, 54-46
1-27	Alabama	A L, 43-49
1-31	Mississippi State	A L, 49-53
2-2	Ole Miss	A L, 37-49
2-13	Mississippi State	H W, 65-40
2-16	Loyola (N.O.)	H L, 45-46
2-20	Tulane	A L, 41-50
2-23	Ole Miss	H W, 52-50
2-27	Tennessee-16	N L, 48-56
3-1	Alabama	H L, 32-37
3-5	Kentucky-9	N L, 47-63

### 1948-49 RECORD: 15-10, 7-6

**Coach: Harry Rabenhorst**

DATE	OPPONENT	LSU	OPP	RESULTS
		RANK	RANK	
11-28	Keesler Field	H		W, 85-33
12-3	Texas	H		L, 45-60
12-4	Rice-17	N		L, 39-51
12-10	Keesler Field	A		W, 95-42
12-11	Florida	A		W, 52-50
12-13	Spring Hill	A		W, 49-48
12-17	Texas A&M	H		W, 58-55
12-21	Louisville	A		L, 44-79
1-3	Loyola (N.O.)	A		W, 56-52
1-8	Georgia Tech	H		W, 65-59
1-10	Mississippi St.	H		W, 64-40
1-14	Tulane	A	8	L, 51-71
1-20	Alabama	H		W, 51-44
1-29	Mississippi St.	A		L, 42-48
1-31	Ole Miss	A		W, 58-48
2-5	Alabama	A		L, 45-56
2-7	Georgia Tech	A		W, 72-63
2-12	Ole Miss	H		W, 49-38
2-14	Loyola (N.O.)	H		W, 63-41
2-19	Vanderbilt	A		L, 51-61
2-21	Tennessee	A		L, 72-81
2-25	Tulane	H	6	L, 45-72
3-4	Ga. Tech-9	N		W, 55-53
3-4	Vanderbilt-9	N		W, 60-56
3-5	Tulane-9	N	7	L, 63-72

### 1949-50 RECORD: 13-12, 5-8

**Coach: Harry Rabenhorst**

DATE	OPPONENT	LSU	OPP	RESULTS
		RANK	RANK	
11-25	Keesler Field	H		W, 62-46
11-29	Pensacola Navy	H		W, 69-48
12-3	Saint Joseph's	A		L, 59-61
12-6	St. John's-18	N		L, 49-80
12-9	Arkansas	H		W, 62-46
12-10	Rice-17	N		W, 49-44
12-17	Florida	H		W, 73-49
12-19	Ole Miss	H		W, 74-61
12-22	Louisville	A		L, 65-75
1-4	Loyola (N.O.)	H		W, 62-56
1-6	Georgia Tech	H		W, 63-52
1-9	Loyola (N.O.)	A		W, 51-47
1-13	Tulane	H		L, 70-75
1-20	Alabama	H		L, 52-60
1-28	Ole Miss	A		L, 65-75
1-30	Mississippi St.	A		L, 41-48
2-4	Auburn	A		L, 66-70
2-6	Georgia Tech	A		L, 58-85
2-13	Auburn	H		W, 76-61
2-17	Mississippi St.	H		W, 68-58
2-20	Tennessee	H		L, 65-67
2-24	Tulane	A		L, 71-77
3-2	Florida-9	N		W, 66-57
3-3	Auburn-9	N		W, 73-45
3-4	Tennessee-9	N		L, 79-81 OT

### 1950-51 RECORD: 10-14, 7-8

**Coach: Harry Rabenhorst**

DATE	OPPONENT	LSU	OPP	RESULTS
		RANK	RANK	
12-6	Keesler Field	H		W, 72-41
12-9	Florida	A		W, 77-59
12-11	Miami (Fla.)	A		L, 62-68
12-15	Mississippi St.	A		L, 69-94
12-16	Ole Miss	A		L, 67-72

12-22	Texas-19	N		L, 55-68
12-23	Alabama-19	N		W, 64-58
12-26	Santa Clara	A		W, 59-52
12-28	Southern Cal	A		L, 76-78
12-30	UCLA	A		L, 66-95
1-5	Georgia Tech	H		W, 68-49
1-6	Miss. State	H		W, 76-61
1-15	Tennessee	H		W, 68-61
1-20	Vanderbilt	H		L, 61-69
1-31	Kentucky	H	1	L, 59-81
2-3	Alabama	A		L, 69-94
2-5	Auburn	A		W, 75-74
2-6	Georgia	A		L, 65-68
2-10	Tulane	A		L, 54-69
2-15	Arkansas-20	N		L, 50-64
2-17	Ole Miss	H		L, 48-69
2-23	Tulane	H		W, 51-46
3-2	Ole Miss-9	N		W, 62-57
3-3	Vanderbilt-9	N		L, 63-75

### 1951-52 RECORD: 17-7, 9-6

**Coach: Harry Rabenhorst**

DATE	OPPONENT	LSU	OPP	RESULTS
		RANK	RANK	
11-27	Keesler Field	H		W, 78-50
12-3	Rice	A		W, 68-60
12-5	B'ham-So	H		W, 77-40
12-8	Alabama	H		W, 68-61
12-12	Miss. St.	A		L, 54-59
12-13	Ole Miss	A		W, 81-69
12-17	Texas	H		W, 59-55
1-2	Loyola (N.O.)	H		W, 77-60
1-5	Kentucky	A	4	L, 47-57
1-7	Vanderbilt	A		L, 47-58
1-14	Mississippi St.	H		W, 103-78
1-18	Georgia	H		W, 98-60
1-26	Tulane	A		L, 67-71
1-30	Ole Miss	A		L, 65-68
2-2	Tennessee	A		L, 68-82
2-4	Georgia Tech	A		W, 73-51
2-9	Tulane	H		W, 78-66
2-16	Auburn	H		W, 70-64
2-18	Ole Miss	H		W, 78-67
2-23	Florida	H		W, 65-57
2-28	Miss. St.-9	N		W, 77-44
2-29	Ole Miss-9	N		W, 75-60
3-1	Florida-9	N		W, 77-69
3-1	Kentucky-9	N	1	L, 4



# Year-by-Year Records

12-28	Fordham-5	N	14	7	W, 65-49
12-29	Holy Cross-5	N	18	12	L, 56-66
1-5	Loyola (N.O.)	H			W, 69-65
1-8	Georgia	H			W, 97-62
1-9	Georgia	H			W, 100-53
1-11	Florida	H			W, 91-59
1-16	Tennessee	A	16		W, 75-62
1-30	Mississippi St.	H	14		W, 65-54
2-1	Ole Miss	H	14		W, 53-52
2-6	Tulane	H	17		W, 66-47
2-13	Georgia Tech	A	17		W, 89-54
2-15	Vanderbilt	A	17		W, 82-69
2-20	Auburn	H	13		W, 77-59
2-22	Alabama	H	13		W, 79-61
2-27	Mississippi St.	A	12		W, 61-57
3-1	Ole Miss	A	12		W, 76-53
3-6	Tulane	A	7		W, 63-52
3-9	Kentucky-23	N	8	1	L, 56-63
3-12	Penn State-24	N	8		L, 70-78
3-13	Indiana-24	N	8	2	L, 62-73

## 1954-55 RECORD: 6-18, 3-11

**Coach: Harry Rabenhorst**

DATE	OPPONENT	LSU RANK	OPP RANK	RESULTS
12-1	La. College	H		W, 80-63
12-4	Kentucky	A		L, 58-74
12-6	Kansas	A		L, 58-83
12-11	Rice	H		L, 72-79
12-13	Texas A&M	H		W, 73-61
12-18	Wisconsin	A		L, 68-107
12-20	Northwestern	A		L, 66-83
1-3	North Carolina	H		W, 84-77
1-8	Georgia	A		L, 70-76 OT
1-10	Florida	A		L, 73-78
1-15	Tennessee	H		L, 68-76
1-17	Kentucky	H	1	L, 62-64
1-20	Texas A&M	A		L, 47-58
1-29	Mississippi St.	A		W, 67-63
1-31	Ole Miss	A		L, 69-89
2-5	Tulane	H		L, 57-81
2-7	Loyola (N.O.)	A		L, 68-75
2-12	Georgia Tech	H		L, 72-79 OT
2-14	Vanderbilt	H	20	W, 66-59
2-19	Auburn	A		L, 71-75
2-21	Alabama	A		L, 51-71
2-26	Mississippi St.	H		L, 80-84
2-28	Ole Miss	H		W, 68-65
3-4	Tulane	A		L, 53-82

## 1955-56 RECORD: 7-17, 5-9

**Coach: Harry Rabenhorst**

DATE	OPPONENT	LSU RANK	OPP RANK	RESULTS
12-1	La. College	H		L, 79-84
12-3	Kentucky	H		L, 52-62
12-5	SW (Tenn.)	H		W, 72-59
12-10	Texas A&M	A		L, 59-73
12-12	Rice	A		L, 60-85
12-17	Loyola (N.O.)	H		L, 65-71
12-28	Clemson-25	N		L, 95-100
12-29	Georgia-25	N		W, 91-86
1-3	North Carolina	A	5	L, 69-95
1-5	Saint Louis	H		L, 79-110
1-7	Georgia	H		W, 96-77
	Florida	H		W, 91-90
1-14	Kentucky	A	5	L, 65-107
1-16	Tennessee	A		L, 82-91
1-30	Tulane	H		W, 87-66
2-4	Mississippi St.	H		L, 78-87
2-6	Ole Miss	H		W, 100-76
2-11	Vanderbilt	A	4	L, 68-107
2-13	Georgia Tech	A		L, 74-97
	Auburn	H		L, 71-80
	Alabama	H	7	L, 59-77
2-25	Mississippi St.	A		W, 79-71
2-27	Ole Miss	A		L, 70-81
3-2	Tulane	A		L, 68-81

## 1956-57 RECORD: 6-19, 1-13

**Coach: Harry Rabenhorst**

DATE	OPPONENT	LSU RANK	OPP RANK	RESULTS
12-3	La. College	H		W, 89-61
12-6	B'ham So.	H		W, 60-59
12-8	Loyola (NO)	H		L, 73-77 OT
12-10	Rice	H		L, 72-87
12-13	SW (Tenn.)	A		W, 91-77
12-15	Saint Louis	A		L, 52-66
12-19	Baylor	A		W, 84-76
12-22	Loyola (NO)	A		L, 68-75
12-27	VMI-26	N		W, 88-67
12-28	Centenary-26	A		L, 75-83
12-29	NSU-26	N		L, 75-103
1-6	Georgia	A		L, 70-78
1-8	Florida	A		L, 50-74

1-12	Kentucky	H	3		L, 46-51
1-14	Tennessee	H	10		W, 62-61
1-18	Tulane	H			L, 64-66 OT
2-1	Miss. State	A			L, 72-81
2-2	Ole Miss	A			L, 73-79
2-9	Vanderbilt	H	18		L, 66-78
2-11	Georgia Tech	H			L, 60-67
2-16	Auburn	A			L, 62-99
2-18	Alabama	A			L, 70-62
2-22	Miss. State	H	19		L, 76-94
2-23	Ole Miss	H			L, 76-83
3-1	Tulane	A			L, 51-59

## COACH JAY MCCREARY

**8 SEASONS • 1957-65**

**82-115 \* (.416)**

## 1957-58 RECORD: 7-18, 3-11

**Coach: Jay McCreary**

DATE	OPPONENT	LSU RANK	OPP RANK	RESULTS
12-3	St. Mary's	H		W, 68-61
12-6	La. College	H		W, 66-62
12-9	Rice	A	16	L, 56-81
12-11	Miami (Fla.)	H		L, 65-73
12-16	Texas Tech	H		L, 72-79
12-18	Florida State	H		W, 67-65
12-19	Lafayette-27	N		W, 80-72
12-20	Alabama-27	N		L, 50-60
12-21	Tennessee-27	N		L, 62-63
12-23	Loyola (N.O.)	A		L, 62-94
1-4	Georgia	H		L, 56-59
1-6	Florida	H		L, 57-81
1-11	Kentucky	A	9	L, 52-97
1-13	Tennessee	A	13	L, 53-75
1-17	Tulane	A		W, 69-63
1-29	Loyola (N.O.)	H		L, 70-82
2-1	Mississippi St.	H	14	L, 54-71
2-3	Ole Miss	H		L, 63-76
2-8	Vanderbilt	A		L, 60-78
2-10	Georgia Tech	A		L, 61-88
2-15	Auburn	H	16	L, 58-76
2-17	Alabama	H		W, 58-49
2-22	Mississippi St.	A	15	L, 72-95
2-24	Ole Miss	A		L, 78-85
2-28	Tulane	A		W, 67-63

## 1958-59 RECORD: 10-15, 2-12

**Coach: Jay McCreary**

DATE	OPPONENT	LSU RANK	OPP RANK	RESULTS
12-4	B'ham So.	H		W, 79-72
12-9	Arkansas-28	N		W, 67-58
12-11	La. College	H		W, 59-53
12-13	Rice	H		L, 56-64
12-15	Texas	H		W, 52-47
12-17	Loyola (N.O.)	H		W, 78-68
12-19	Texas Tech	A		L, 60-73
12-27	Florida State	A		L, 67-82
12-29	Georgia-25	N		W, 63-60
12-30	Ole Miss-25	N		W, 69-55
1-3	Georgia	A		W, 79-66
1-5	Florida	A		L, 63-69
1-10	Kentucky	H	1	L, 61-76
1-12	Tennessee	H	17	L, 58-65
1-16	Tulane	H		L, 59-69
1-27	Loyola (N.O.)	A		W, 70-68
1-31	Mississippi St.	A	11	L, 71-78
2-2	Ole Miss	A		L, 69-80
2-7	Vanderbilt	H		L, 57-72
2-9	Georgia Tech	H		L, 63-64
2-14	Auburn	A	4	L, 67-115
2-16	Alabama	A		L, 84-89
2-21	Mississippi St.	H	5	L, 67-75
2-23	Ole Miss	H		W, 99-93
2-27	Tulane	A		L, 65-77

## 1959-60 RECORD: 5-18, 3-11

**Coach: Jay McCreary**

DATE	OPPONENT	LSU RANK	OPP RANK	RESULTS
12-1	Florida State	H		W, 89-78
12-4	La. College	H		W, 73-68
12-10	Loyola (N.O.)	H		L, 65-66 OT
12-12	Rice	A		L, 57-71
12-14	Texas	A		L, 67-84
12-18	Texas Tech	H		L, 65-72
12-29	Georgia-25	N		L, 67-79
12-30	Jacksonville-25	A		L, 63-72
1-2	Florida	H		L, 63-73
1-4	Georgia	H		W, 81-77
1-9	Kentucky	A		L, 45-77
1-11	Tennessee	A		L, 79-103

1-27	Loyola (N.O.)	A			L, 64-74
1-30	Mississippi St.	H			L, 60-71
2-1	Ole Miss	H			L, 61-76
2-6	Vanderbilt	A			L, 68-80
2-8	Georgia Tech	A	6		L, 56-76
2-13	Auburn	H	17		L, 61-63
2-15	Alabama	H			W, 66-53
2-20	Mississippi St.	A			W, 69-64
2-22	Ole Miss	A			L, 70-90
2-25	Tulane	H			L, 58-72
3-2	Tulane	A			L, 54-64

## 1960-61 RECORD: 11-14, 6-8

**Coach: Jay McCreary**

DATE	OPPONENT	LSU RANK	OPP RANK	RESULTS
12-1	Loyola (NO)	H		W, 73-59
12-3	Duke	A	8	L, 74-80 OT
12-5	North Carolina	A	5	L, 61-77
12-10	Rice	H		L, 50-67
12-12	Texas	H		W, 62-59
12-16	Texas Tech	A		W, 73-69 OT
12-17	TCU	A		W, 68-62
12-21	Louisville	A	5	L, 53-72
12-29	Furman-29	A		L, 55-56 3OT
12-30	BYU-29	N		L, 57-67
1-7	Florida	A		L, 75-79
1-9	Georgia	A		L, 66-80
1-13	Kentucky	H		W, 73-59
1-14	Tennessee	H		W, 72-60
1-25	Loyola (N.O.)	A		W, 51-49
1-28	Tulane	H		W, 86-66
2-4	Mississippi St.	A		L, 61-77
2-6	Ole Miss	A		W, 75-69
2-11	Georgia Tech	H		W, 63-50
2-13	Vanderbilt	H		W, 65-61
2-18	Auburn	A		L, 65-69
2-20	Alabama	A		L, 60-68
2-25	Mississippi St.	H		L, 54-56
2-27	Ole Miss	H		L, 46-48
3-2	Tulane	A		L, 65-68

## 1961-62 RECORD: 13-11, 7-7

**Coach: Jay McCreary**

DATE	OPPONENT	LSU RANK	OPP RANK	RESULTS
11-26	Loyola (N.O.)	H		W, 57-48
12-2	TCU	H		W, 83-58
12-9	Rice	A		L, 67-79
12-11	Texas	A		W, 77-75
12-15	Auburn-30	N		L, 50-67
12-16	Alabama-30	N		W, 72-63
12-21	Arkansas-28	N		L, 81-84 OT
12-29	Louisville-5	N		W, 84-70
12-30	Miss. St.-5	N		L, 51-73
1-6	Florida	H		W, 74-57
1-8	Georgia	H		W, 76-57
1-12	Kentucky	A	3	L, 63-84
1-13	Tennessee	A		W, 73-61
2-1	Loyola (N.O.)	A		W, 77-61
2-3	Miss. St.	H	10	L, 66-87
2-5	Ole Miss	H		W, 70-59
2-10	Georgia Tech	A		W, 52-51
2-12	Vanderbilt	A		L, 67-70
2-17	Auburn	H		L, 50-55
2-19	Alabama	H		W, 69-60
2-22	Tulane	H		W, 70-53
2-24	Miss. St.	A	5	L, 48-58
2-26	Ole Miss	A		L, 68-74
3-9	Tulane	A		L, 69-84

## 1962-63 RECORD: 12-12, 5-9

**Coach: Jay McCreary**

DATE	OPPONENT	LSU RANK	OPP RANK	RESULTS
12-3	Loyola (N.O.)	H		W, 79-66
12-8	Rice	H		W, 90-82
12-10	Texas	H		W, 75-66
12-13	SMU	A		L, 68-83
12-19	Arkansas-20	N		W, 72-70
12-21	Texas A&M	A		L, 61-67
12-22	Houston	A		W, 74-73
12-27	Pittsburgh-31	N		L, 73-96
12-28	Cornell-31	N		W, 55-48
1-5	Florida	A		W, 72-63
1-7	Georgia	A		L, 67-76 OT
1-11	Kentucky	H		L, 56-63
1-12	Tennessee	H		W, 61-60 OT
1-30	Loyola (N.O.)	A		W, 72-69
2-2	Mississippi St.	A		L, 66-73

# Year-by-Year Records

2-12	Ole Miss	H	W, 92-68
2-14	Tennessee	H	L, 64-74
2-19	Alabama	H	L, 73-81
2-26	Vanderbilt	H	5 L, 84-102
2-28	Florida	H	W, 86-73
3-5	Tulane	A	L, 78-86

## COACH PRESS MARAVICH 6 SEASONS • 1966-72 76-82 (.469)

### 1966-67 RECORD: 3-23, 1-17

**Coach: Press Maravich**

DATE	OPPONENT	LSU RANK	OPP RANK	RESULTS
12-1	Southeastern	H		L, 88-89
12-3	Tampa	A		W, 74-72
12-6	Texas	H		L, 78-114
12-9	Loyola (N.O.)	A		L, 86-87 2OT
12-14	Tulane	H		W, 93-83
12-17	Mississippi St.	A		L, 84-98
12-19	Ole Miss	A		L, 67-74
12-29	Clemson-29	N		L, 82-92
12-30	Rice-29	N		L, 69-88
1-3	Auburn	A		L, 59-70
1-7	Florida	H		L, 70-87
1-9	Georgia	H		W, 87-85
1-12	Tulane	A		L, 89-99
1-14	Alabama	A		L, 74-76 OT
1-28	Kentucky	A		L, 72-102
1-30	Vanderbilt	A	9	L, 77-79
2-4	Kentucky	H		L, 84-105
2-6	Tennessee	H		L, 59-76
2-8	Auburn	H		L, 63-80
2-11	Florida	A		L, 71-95
2-13	Georgia	A		L, 65-78
2-18	Alabama	H		L, 77-86
2-20	Mississippi St.	H		L, 64-66
2-25	Ole Miss	H		L, 77-89
3-4	Tennessee	A		L, 60-87
3-6	Vanderbilt	A	8	L, 66-75

### 1967-68 RECORD: 14-12, 8-10

**Coach: Press Maravich**

DATE	OPPONENT	LSU RANK	OPP RANK	RESULTS
12-2	Tampa	H		W, 97-81
12-4	Texas	A		W, 87-74
12-9	Loyola (N.O.)	H		W, 90-56
12-15	Wisconsin-38	N		L, 94-96
12-16	Florida St.-38	N		L, 100-130
12-19	Ole Miss	H		W, 81-68
12-22	Mississippi St.	H		W, 111-87
12-30	Alabama	H		W, 81-70
1-3	Auburn	H		W, 76-72
1-6	Florida	A		L, 90-97
1-8	Georgia	A		W, 79-76
1-11	Tulane	A		W, 100-91
1-24	Clemson	H		W, 104-81
1-27	Kentucky	H	9	L, 95-121
1-29	Vanderbilt	H	7	L, 91-99
2-3	Kentucky	A	10	L, 96-109
2-5	Tennessee	H	6	L, 67-87
2-7	Auburn	A		L, 69-74
2-10	Florida	H		W, 93-92 OT
2-12	Georgia	H		L, 73-78
2-17	Alabama	A		W, 99-89
2-19	Mississippi St.	A		W, 94-83
2-21	Tulane	H		W, 99-92
2-24	Ole Miss	A		L, 85-87
3-2	Tennessee	A		L, 71-74
3-4	Vanderbilt	A		L, 86-115

### 1968-69 RECORD: 13-13, 7-11

**Coach: Press Maravich**

DATE	OPPONENT	LSU RANK	OPP RANK	RESULTS
12-2	Loyola (N.O.)	A		W, 109-82
12-7	Clemson	A		W, 86-85
12-14	Tulane	H		L, 99-101 2OT
12-18	Florida	H		W, 93-89 OT
12-21	Georgia	H		W, 98-89
12-26	Wyoming-35	N		W, 84-78
12-28	Oklahoma City-35	A		W, 101-85
1-20	Duquesne-35	N		W, 94-91
1-4	Alabama	A		L, 82-85
1-9	Vanderbilt	A		L, 92-94
1-11	Auburn	A		L, 71-90
1-25	Kentucky	H	5	L, 96-108
1-27	Tennessee	H		L, 68-81
1-31	Pittsburgh	H		W, 120-79
2-1	Ole Miss	H		L, 81-84 OT

2-3	Mississippi St.	H	W, 95-71
2-10	Alabama	H	W, 81-75
2-12	Tulane	A	L, 94-110
2-12	Florida	A	L, 79-95
2-15	Auburn	H	W, 93-81
2-17	Vanderbilt	H	L, 83-85
2-22	Kentucky	A	6 L, 89-103
2-24	Tennessee	A	17 L, 63-87
3-1	Ole Miss	A	L, 76-78
3-3	Mississippi St.	A	W, 99-89
3-8	Georgia	A	W, 90-80 2OT

## NIT SEMIFINALS

### 1969-70 RECORD: 22-10, 13-5

**Coach: Press Maravich**

DATE	OPPONENT	LSU RANK	OPP RANK	RESULTS
12-4	Oregon State	H		W, 94-72
12-9	Loyola (N.O.)	H		W, 100-87
12-11	Vanderbilt	H		W, 109-86
12-13	Tulane	A		W, 97-91
12-18	Southern Cal	H	15	L, 98-101
12-20	Clemson	N	15	W, 111-103
12-22	Oregon State	A	15	W, 76-68
12-23	UCLA	A	2	L, 84-133
12-29	St. John's-40	N		W, 80-70
12-30	Yale-40	N		L, 94-97
1-3	Alabama	H		W, 90-83
1-10	Auburn	H		L, 70-79
1-24	Kentucky	A	2	L, 96-109
1-26	Tennessee	H		W, 71-59
1-31	Ole Miss	H		W, 109-86
2-2	Miss St.	H		W, 109-91
2-4	Florida	A		W, 97-75
2-7	Alabama	A		L, 104-106
2-9	Tulane	H		W, 127-114
2-11	Florida	H		W, 94-85
2-14	Vanderbilt	A		W, 99-89
2-16	Auburn	A		W, 70-64
2-18	Georgia	H		W, 88-86
2-21	Kentucky	H	2	L, 105-121
2-23	Tennessee	A		L, 87-88
2-28	Ole Miss	A		W, 103-90
3-2	Mississippi St.	A		W, 97-87
3-7	Georgia	A		W, 99-88
3-15	Georgetown-41	N		W, 83-82
3-17	Oklahoma-41	N		W, 97-94
3-19	Marquette-41	N	8	L, 79-101
3-21	Army-41	N		L, 68-75

### 1970-71 RECORD: 14-12, 10-8

**Coach: Press Maravich**

DATE	OPPONENT	LSU RANK	OPP RANK	RESULTS
12-1	Loyola (N.O.)	A		W, 109-103
12-16	Tulane	H		W, 94-79
12-18	Florida	H		W, 87-77
12-21	Georgia	H		W, 97-76
12-26	DePaul	N		W, 91-72
12-28	Montana St.-35	N		W, 89-77
12-30	Utah St.-35	N	19	L, 81-97
1-2	So. Calif.-35	A	4	L, 76-80 OT
1-4	Alabama	A		L, 87-101
1-7	Baylor	H		L, 83-90
1-9	Auburn	A		W, 106-92
1-23	Kentucky	H	12	L, 79-82
1-25	Tennessee	H	8	W, 80-70
1-30	Ole Miss	H		L, 90-113
2-1	Mississippi St.	H		W, 90-71
2-3	Tulane	A		L, 86-93
2-6	Alabama	H		W, 107-78
2-10	Florida	A		W, 86-74
2-13	Vanderbilt	H		L, 75-81
2-15	Auburn	H		W, 114-94
2-20	Kentucky	A	12	L, 73-110
2-22	Tennessee	A		L, 67-88
2-27	Ole Miss	A		L, 54-62
3-1	Mississippi St.	A		L, 70-78
3-4	Vanderbilt	A		W, 87-85
3-6	Georgia	A		W, 69-66

### 1971-72 RECORD: 10-16, 6-12

**Coach: Press Maravich**

DATE	OPPONENT	LSU RANK	OPP RANK	RESULTS
12-6	Baylor	A		L, 77-81
12-20	Georgia	A		L, 95-115
12-22	Florida	A		L, 81-92
12-27	Houston-42	A		L, 66-100
12-28	Texas A&M-42	N		L, 68-73
1-3	Vanderbilt	H		L, 73-80
1-6	Georgetown	H		W, 90-71
1-8	Loyola (N.O.)	H		W, 103-85
1-10	Alabama	H		L, 80-101

1-12	Memphis St.	A	L, 65-82
1-15	Auburn	H	L, 73-77
1-17	Tulane	H	W, 76-58
1-22	Georgia	H	W, 69-68
1-24	Florida	H	W, 84-73
1-29	Kentucky	A	L, 71-89
1-31	Tennessee	A	W, 63-62
2-5	Ole Miss	H	W, 67-66
2-7	Mississippi St.	H	W, 62-60
2-9	Tulane	A	W, 75-71
2-12	Alabama	A	L, 99-103 4OT
2-14	Auburn	A	L, 77-85
2-19	Vanderbilt	A	L, 83-104
2-26	Kentucky	H	18 W, 88-71
2-28	Tennessee	H	L, 66-78
3-2	Mississippi St.	A	L, 71-89
3-4	Ole Miss	A	L, 78-101

## COACH DALE BROWN 25 SEASONS • 1972-97 448-301 (.598)

### 1972-73 RECORD: 14-10, 9-9

**Coach: Dale Brown**

DATE	OPPONENT	LSU RANK	OPP RANK	RESULTS
12-5	Memphis St.	H	11	W, 94-81
12-16	Georgia	H		L, 62-66
12-22	Florida	H		W, 67-54
12-29	Utah State-43	A		L, 83-104
12-30	Weber St.-43	N		W, 82-80
1-2	Vanderbilt	H	11	L, 66-71
1-6	Alabama	A	14	L, 66-77
1-13	Auburn	A		W, 79-60
1-20	Georgia	A		W, 56-55
1-22	Florida	A		L, 70-73
1-27	Kentucky	H		L, 71-86
1-29	Tennessee	H		L, 71-73
2-3	Ole Miss	A		L, 59-84
2-5	Mississippi St.	A		W, 84-78
2-8	Tulane	A		W, 92-83
2-10	Alabama	H	6	W, 72-70
2-12	Auburn	H		W, 76-74
2-14	Tulane	H		W, 73-63
2-17	Vanderbilt	A	18	L, 72-82
2-19	Southern Miss	H		W, 107-79
2-24	Kentucky	A		L, 76-94
2-26	Tennessee	A		W, 78-74
3-1	Mississippi St.	H		W, 94-82
3-3	Ole Miss	H		W, 70-69

### 1973-74 RECORD: 12-14, 6-12

**Coach: Dale Brown**

DATE	OPPONENT	LSU RANK	OPP RANK	RESULTS
12-1	Wash. State	A		L, 78-80
12-3	Nevada-Reno	A		L, 86-97
12-8	Pacific	H		W, 91-77
12-19	Tulane	A		W, 67-60
12-20	Samford	H		W, 73-60
12-22	Iona	H		W, 105-78
12-27	Tulane	H		W, 76-44
12-30	Boston Univ.	H		W, 102-64
1-5	Kentucky	H		W, 95-84
1-7	Florida	A		L, 68-72
1-12	Vanderbilt	H	6	W, 84-81
1-14	Mississippi St.	A		L, 75-89
1-19	Alabama	H	10	L, 79-80 OT
1-21	Georgia	H		W, 90-83
1-26	Auburn	A		W, 87-76
1-28	Tennessee	H		L, 52-57
2-2	Ole Miss	A		L, 63-77
2-4	Kentucky	A		L, 70-73
2-9	Florida	H		W, 102-81
2-11	Vanderbilt	A	5	L, 88-91
2-16	Mississippi St.	H		L, 84-87 OT
2-18	Alabama	A	10	L, 87-99
2-23	Georgia	A		W, 84-79
2-25	Auburn	H		L, 89-96
3-2	Tennessee	A		L, 80-100
3-4	Ole Miss	H		L, 74-82

### 1974-75 RECORD: 10-16, 6-12

**Coach: Dale Brown**

DATE	OPPONENT	LSU RANK	OPP RANK	RESULTS
11-29	Southern Cal	A	10	L, 87-100
11-30	Stanford	A		L, 80-92
12-4	Tulane	H		W, 80-78
12-18	Tulane	A		W, 84-82
12-20	Duke-44	N		W, 105-95

12-21	S. Carolina-44	A	14	L, 64-77
12-27	Saint Peter's	H		W, 113-101
1-28	Texas	H		L, 63-78
1-4	Kentucky	A	9	L, 80-115
1-6	Florida	H		W, 92-91
1-11	Vanderbilt	A		L, 82-91
1-16	Mississippi St.	H		L, 84-93
1-18	Alabama	A	7	L, 67-93
1-20	Georgia	A		W, 90-89
1-25	Auburn	H	20	L, 78-87
1-27	Tennessee	A		L, 79-99
2-1	Ole Miss	H		W, 94-86
2-3	Kentucky	H	5	L, 76-77
2-8	Florida	A		L, 76-92
2-10	Vanderbilt	H		L, 74-83
2-15	Mississippi St.	A		L, 71-79
2-17	Alabama	H	7	L, 76-80
2-22	Georgia	H		W, 96-90 OT
2-24	Auburn	A		L, 94-110
3-1	Tennessee	H		W, 94-87

# Year-by-Year Records

12-18 Tulane	A		W, 83-74
12-21 DePaul	H		W, 68-67
12-22 Rice	H		W, 97-68
12-29 Arkansas	H	3	L, 62-67
1-2 Mississippi St.	A		L, 82-84 OT
1-4 Alabama	A		L, 67-70
1-7 Georgia	H		W, 96-78
1-9 Tennessee	H		W, 121-87
1-14 Kentucky	A	1	L, 76-96
1-16 Vanderbilt	A		W, 77-55
1-21 Florida	H		L, 70-74
1-23 Auburn	H		W, 90-79
1-28 Ole Miss	A		W, 74-61
2-4 Georgia	A		W, 89-68
2-6 Tennessee	A		W, 101-86
2-11 Kentucky	H	1	W, 95-94 OT
2-13 Vanderbilt	H		W, 80-73
2-18 Florida	A		L, 72-73 OT
2-20 Auburn	A		W, 101-95
2-25 Ole Miss	H		W, 94-75
3-4 Mississippi St.	H		L, 67-68
3-6 Alabama	H		W, 103-85

## SEC CHAMPIONS

### 1978-79 RECORD: 23-6, 14-4

**Coach: Dale Brown**

DATE	OPPONENT	LSU	OPP	RESULTS
		RANK RANK		
11-24 St. Francis	H	14		W, 112-81
11-27 New Orleans	A	14		W, 64-42
12-1 Oral Roberts	H	11		W, 91-75
12-4 Tulane	H	11		W, 109-85
12-9 Tulane	A	12		W, 98-88
12-18 Montana St.	H	11		W, 99-89
12-21 Army-46	N	10		W, 83-77
12-29 Colgate	H	7		W, 100-73
1-3 Georgia	H	7		W, 97-75
1-6 Kentucky	A	7	9	W, 93-89
1-8 Vanderbilt	A	7		L, 87-88
1-10 Alabama	A	5		L, 76-90
1-13 Florida	H	5		W, 80-72
1-15 Auburn	H	5		W, 94-82
1-20 Ole Miss	A	9		W, 70-69 OT
1-24 Tennessee	H	9		W, 77-75
1-27 Georgia	A	9		L, 88-93
1-29 Tennessee	A	9		W, 84-78
2-3 Kentucky	H	9		W, 70-61
2-5 Vanderbilt	H	9	16	W, 92-71
2-8 Mississippi St.	A	8		W, 52-48
2-10 Florida	A	8		W, 88-82 OT
2-12 Auburn	A	8		W, 78-68
2-17 Ole Miss	H	6		W, 67-62
2-22 Alabama	H	5		W, 86-66
2-24 Mississippi St.	H	5		L, 57-65
3-2 Kentucky-47	N	8		L, 67-80
3-10 App. St-48	N	9		W, 71-57
3-16 Mich. St.-49	N	7	3	L, 71-87

## SEC TOURNAMENT

### CHAMPIONS

### 1979-80 RECORD: 26-6, 14-4

**Coach: Dale Brown**

DATE	OPPONENT	LSU	OPP	RESULTS
		RANK RANK		
12-1 Florida	H	7		W, 112-81
12-3 New Orleans	H	7		W, 104-78
12-5 Tulane-50	N	6		W, 80-79
12-15 Maine	H	6		W, 103-81
12-20 Arkansas	N	7	20	W, 56-55
12-22 Tulane	H	7		W, 95-85
12-28 Boston Univ.	H	5		W, 92-72
12-29 Delaware	H	5		W, 92-64
1-2 Vanderbilt	A	4		L, 66-77
1-5 Mississippi St.	H	4		W, 80-58
1-7 Alabama	H	4		L, 56-57
1-12 Georgia	A	6		L, 72-73 2OT
1-16 Auburn	H	14		W, 93-82
1-19 Tennessee	A	14		W, 75-74
1-20 DePaul	A	14	1	L, 73-78
1-23 Ole Miss	H	11		W, 72-66
1-26 Florida	A	11		W, 66-58
1-28 Kentucky	A	11	5	W, 65-60
1-30 Vanderbilt	H	10		W, 83-81
2-2 Mississippi St.	A	10		W, 75-63
2-6 Alabama	A	7		W, 68-66 OT
2-9 Georgia	H	7		W, 96-77
2-13 Auburn	A	6		W, 50-44
2-16 Tennessee	H	6		W, 73-66
2-21 Ole Miss	A	5		W, 77-74
2-24 Kentucky	H	5	3	L, 74-76 OT
2-28 Florida-47	N	5		W, 95-82
2-29 Alabama-47	N	5		W, 73-66
3-1 Kentucky-47	N	5	2	W, 80-78

3-9 Alcorn St.-51	N	3		W, 98-88
3-14 Missouri-52	N	3	16	W, 68-63
3-16 Louisville-52	N	3	3	L, 66-86

## SEC CHAMPIONS

### NCAA FINAL FOUR

### 1980-81 RECORD: 31-5, 17-1

**Coach: Dale Brown**

DATE	OPPONENT	LSU	OPP	RESULTS
		RANK RANK		
11-28 Colgate-53	N	12		W, 79-61
11-29 Arkansas-53	N	12	20	L, 76-86
11-30 Georgetown-53	N	12		16
W, 76-67				
12-6 Tulane	H	15		W, 119-81
12-13 UNLV	H	11		W, 87-73
12-18 N. Orleans-54	N	10		W, 96-66
12-20 Tulane-50	N	10		W, 86-72
12-22 Xavier (Ohio)	H	10		W, 78-62
12-29 UNC W	H	10		W, 100-68
12-30 St Francis (Pa.)	H	10		W, 91-65
1-3 Florida	A	10		W, 92-66
1-7 Vanderbilt	H	9		W, 77-61
1-10 Mississippi St.	A	9		W, 81-69
1-14 Alabama	A	6		W, 59-56
1-17 Georgia	H	6		W, 78-65
1-19 Kentucky	H	6	3	W, 81-67
1-21 Auburn	A	5		W, 74-64
1-24 Tennessee	H	5		W, 80-63
1-28 Ole Miss	A	4		W, 63-59
1-31 Florida	H	4		W, 92-75
2-4 Vanderbilt	A	4		W, 86-81
2-7 Mississippi St.	H	4		W, 94-89
2-11 Alabama	H	4		W, 70-57
2-14 Georgia	A	4		W, 64-62
2-18 Auburn	H	4		W, 58-47
2-21 Tennessee	A	4	8	W, 66-65
2-22 Texas A&M	H	4		W, 67-57
2-25 Ole Miss	H	2		W, 74-67
3-1 Kentucky	A	2	9	L, 71-73
3-5 Florida-47	N	3		W, 85-73
3-6 Georgia-47	N	3		L, 60-68
3-14 Lamar-55	N	4		W, 100-78
3-20 Arkansas-56	N	4	20	W, 72-56
3-22 Wichita St.-56	N	4		W, 96-85
3-28 Indiana-57	N	4	9	L, 49-67
3-30 Virginia-57	N	4	5	L, 74-78

## 1983-84 RECORD: 18-11, 11-7

**Coach: Dale Brown**

DATE	OPPONENT	LSU	OPP	RESULTS
		RANK RANK		
11-26 New Orleans	A	11		W, 67-59
11-28 UNC W	A	11		W, 94-59
12-1 Washington	H	12		W, 51-48
12-3 Texas A&M-64	N	12		W, 75-65
12-6 Houston	H	9	6	L, 91-100
12-19 Houston Bapt.	H	10		W, 60-59
12-21 Texas-Pan Am.	H	11		W, 81-70
1-1 Vanderbilt	H	9		W, 73-66
1-5 Georgia	A	9		W, 81-77
1-7 Kentucky	H	9	2	L, 80-96
1-10 Tennessee	A	11		L, 69-70
1-14 Ole Miss	H	11		W, 93-70
1-16 U.S. Inter.	H	11		W, 104-66
1-21 Alabama	H	15		W, 85-84
1-23 Mississippi St.	H	15		W, 80-64
1-27 Auburn	A	10		L, 78-80
1-29 North Carolina	A	10	1	L, 79-90
2-1 Florida	A	14		L, 60-78
2-4 Georgia	H	14		W, 69-68 OT
2-6 Tennessee	H	14		W, 61-59 OT
2-12 Ole Miss	A	20		W, 65-61
2-17 Alabama	A	17		L, 49-51 OT
2-20 Mississippi St.	A	17		W, 85-70
2-25 Auburn	H	17		W, 81-80
2-27 Florida	H	17		W, 77-73
3-3 Vanderbilt	A	14		L, 68-74
3-5 Kentucky	A	3		L, 68-90
3-8 Alabama-65	N			L, 70-72 OT
3-16 Dayton-66	N			L, 66-74

## 1981-82 RECORD: 14-14, 11-7

**Coach: Dale Brown**

DATE	OPPONENT	LSU	OPP	RESULTS
		RANK RANK		
11-28 UNLV	A	17		L, 79-83 OT
12-7 Texas A&M	A	17		L, 63-68
12-9 Saint Peter's	H	17		W, 71-55
12-21 Texas-El Paso	H	17		W, 71-59
12-23 UCLA-58	N	15		L, 76-83
12-28 Wake Forest-5	N			W, 70-64
12-29 Houston-5	N			L, 69-73
1-2 Florida	H			W, 61-60
1-6 Vanderbilt	A			W, 80-73
1-9 Mississippi St.	H			W, 78-56
1-13 Alabama	A	13		L, 86-109
1-16 Georgia	A			W, 54-53
1-20 Auburn	H			W, 69-68
1-23 Tennessee	A	20		L, 67-77
1-25 Kentucky	A	9		L, 65-76
1-27 Ole Miss	H			W, 53-46
1-30 Florida	A			W, 61-59
1-33 Vanderbilt	H			W, 78-70
2-6 Mississippi St.	A			W, 57-43
2-10 Alabama	H	10		W, 73-68
2-13 Georgia	H			L, 51-57
2-17 Auburn	A			L, 72-82
2-20 Tennessee	H			L, 53-54
2-21 Wichita State	H			L, 65-66
2-24 Ole Miss	A			L, 61-74
2-27 Kentucky	H	7		W, 94-78
3-4 Ole Miss-59	N			L, 52-59
3-12 Tulane-60	H			L, 72-83

## 1982-83 RECORD: 19-13, 10-8

**Coach: Dale Brown**

DATE	OPPONENT	LSU	OPP	RESULTS
		RANK RANK		
11-26 Chaminade-61	A			W, 75-62
11-27 Hawaii Pac.-61	A			W, 98-76
11-28 Hawaii-61	A			L, 66-68
11-30 Texas-Pan Am	H			W, 76-67
12-4 N. Carolina-62	N	15		L, 43-47
12-6 Loyola(Chicago)H				W, 97-80
12-8 Texas A&M-63	N			W, 88-70
12-18 Clev. State	H			W, 115-77
12-20 UCLA	A	4		L, 68-82

12-22 Texas-El Paso	A		W, 51-49
12-30 St. Francis(Pa.)	H		W, 67-66
1-3 Vanderbilt	A		L, 65-67
1-5 Kentucky	A	3	L, 50-52
1-8 Georgia	H		W, 60-56
1-10 Tennessee	H	12	L, 58-59
1-15 Ole Miss	A		W, 71-68
1-17 UNC W	H		W, 70-55
1-22 Alabama	A		L, 70-75
1-24 Mississippi St.	A		L, 65-80
1-29 Auburn	H		L, 62-64
2-1 Florida	H		W, 78-69
2-5 Georgia	A	19	W, 70-59
2-7 Tennessee	A		L, 63-66
2-12 Ole Miss	H		W, 72-63
2-19 Alabama	H		L, 67-71
2-21 Mississippi St.	H		W, 86-73
2-26 Auburn	A		W, 87-61
2-28 Florida	A		W, 91-87
3-3 Vanderbilt	H		W, 66-53
3-5 Auburn	H	7	W, 74-60
3-11 Tennessee-47	N		L, 71-74 OT
3-16 N. Orleans-60	H		L, 94-99 OT

## 1983-84 RECORD: 18-11, 11-7

**Coach: Dale Brown**

DATE	OPPONENT	LSU	OPP	RESULTS
		RANK RANK		
11-26 New Orleans	A	11		W, 67-59
11-28 UNC W	A	11		W, 94-59
12-1 Washington	H	12		W, 51-48
12-3 Texas A&M-64	N	12		W, 75-65
12-6 Houston	H	9	6	L, 91-100
12-19 Houston Bapt.	H	10		W, 60-59
12-21 Texas-Pan Am.	H	11		W, 81-70
1-1 Vanderbilt	H	9		W, 73-66
1-5 Georgia	A	9		W, 81-77
1-7 Kentucky	H	9	2	L, 80-96
1-10 Tennessee	A	11		L, 69-70
1-14 Ole Miss	H	11		W, 93-70
1-16 U.S. Inter.	H	11		W, 104-66
1-21 Alabama	H	15		W, 85-84
1-23 Mississippi St.	H	15		W, 80-64
1-27 Auburn	A	10		L, 78-80
1-29 North Carolina	A	10	1	L, 79-90
2-1 Florida	A	14		L, 60-78
2-4 Georgia	H	14		W, 69-68 OT
2-6 Tennessee	H	14		W, 61-59 OT
2-12 Ole Miss	A	20		W, 65-61
2-17 Alabama	A	17		L, 49-51 OT
2-20 Mississippi St.	A	17		W, 85-70
2-25 Auburn	H	17		W, 81-80
2-27 Florida	H	17		W, 77-73
3-3 Vanderbilt	A	14		L, 68-74
3-5 Kentucky	A	3		L, 68-90
3-8 Alabama-65	N			L, 70-72 OT
3-16 Dayton-66	N			L, 66-74

## SEC CHAMPIONS

### 1984-85 RECORD:



# Year-by-Year Records

12-5	Southern	H	W, 98-77
12-12	Maryland	H	W, 55-54
12-16	Georgia Tech	A	L, 70-87
12-19	Arkansas State	A	L, 52-66
12-22	SW Texas St.	H	W, 93-74
12-28	N. Iowa-76	N	L, 80-90
12-29	UNLV-76	A	L, 59-78
1-6	Vanderbilt	A	W, 51-39
1-9	Ole Miss	A	W, 69-61 OT
1-11	Oklahoma-77	N	8 W, 84-77
1-13	Tennessee	A	W, 52-51
1-16	Georgia	A	L, 50-59
1-20	Alabama	H	W, 67-52
1-23	Kentucky	H	4 L, 61-76
1-27	Florida	A	14 L, 50-61
1-30	Mississippi St.	H	L, 47-49
2-3	Auburn	A	W, 78-69
2-6	Vanderbilt	H	W, 94-79
2-10	Ole Miss	H	W, 78-57
2-13	Tennessee	H	W, 92-73
2-17	Georgia	H	W, 63-62
2-20	Alabama	A	L, 59-72
2-24	Kentucky	A	12 L, 69-95
3-2	Mississippi St.	A	L, 60-62
3-5	Auburn	H	L, 80-89
3-6	Florida	H	W, 86-69
3-11	Vanderbilt-7	H	W, 87-80
3-12	Kentucky-7	H	6 L, 80-86
3-18	Georgetown-78	N	L, 63-66

## 1988-89 RECORD: 20-12, 11-7

### Coach: Dale Brown

DATE	OPPONENT	LSU	OPP	RESULTS
		RANK	RANK	
11-25	Marist	H		W, 94-58
11-30	Oral Roberts	H		L, 96-100
12-6	Louisiana Tech	H	L,109-111OT	
12-8	McNeese State	H		W, 91-89
12-10	Florida	A		W, 111-101
12-20	UT-Martin	H		W, 128-89
12-22	Illinois	H	5	L, 100-127
12-28	Morehead -79	N		W, 101-88
12-29	Chaminade-79	A		W, 94-79
12-30	Nebraska-79	N		W, 90-87
1-2	Maryland	A		W, 79-77
1-4	Mississippi St.	H		L, 84-87
1-7	Auburn	H		W, 104-77
1-11	Tennessee	A	17	W, 96-100
1-14	Kentucky	A		W, 64-62
1-18	Vanderbilt	H		W, 85-84
1-21	Alabama	H		W, 80-76
1-25	Georgia	A		W, 80-79
1-28	Georgetown	N	2	W, 82-80
2-1	Ole Miss	H		W, 105-75
2-4	Mississippi St.	A		L, 79-96
2-8	Auburn	A	19	W, 104-91
2-11	Tennessee	H	19	W, 122-106
2-15	Kentucky	H		W, 99-80
2-18	Vanderbilt	A		L, 74-108
2-20	Georgia	H		W, 97-83
2-22	Alabama	A	20	L, 72-87
2-25	UNLV	H	20 18	W, 88-87
3-1	Florida	H		L, 95-104
3-4	Ole Miss	A		L, 112-113 OT
3-10	Tennessee-6	A		L, 77-95
3-17	UTEP-80	N		L, 74-85

## 1989-90 RECORD: 23-9, 12-6

### Coach: Dale Brown

DATE	OPPONENT	LSU	OPP	RESULTS
		RANK	RANK	
11-15	S. Miss-60	H	2	W, 91-80
11-17	Kansas-60	H	2	L, 83-89
12-2	McNeese St.	H	9	W, 85-49
12-4	Lamar	H	9	W, 116-76
12-8	Cal State LA	H	9	W, 82-57
12-20	Northwestern St.	H	8	W, 73-63
12-30	Hardin-Simmons	H	9	W, 100-66
1-2	Texas-81	N	11	W, 124-113
1-4	Mississippi St.	A	11	L, 80-87 OT
1-6	Auburn	A	11	W, 77-70
1-8	Tennessee	H	11	W, 111-94
1-13	Kentucky	H	14	W, 94-81
1-16	Vanderbilt	H	13	W, 101-72
1-20	Notre Dame-82	N	13	W, 87-64
1-21	Alabama	A	13 24	L, 55-70
1-24	Georgia	H	16	L, 92-94 OT
1-27	Florida	H	16	W, 70-52
1-28	UNLV	H	5	W, 107-105
1-31	Ole Miss	A	14	W, 79-77
2-3	Loyola M'ount	H	14 20	W,148-141
2-5	Mississippi St.	H	14	W, 86-68
2-7	Auburn	H	11	W, 82-71
2-10	Tennessee	A	11	W, 119-113
2-15	Kentucky	A	9	L, 95-100

2-18	Vanderbilt	A	9	W, 121-108
2-21	Alabama	H	12	W, 75-69
2-25	Georgia	A	12	L, 85-86
2-27	Florida	A	15	L, 63-76
3-3	Ole Miss	H	15	W, 103-94
3-9	Auburn-83	N	16	L, 76-78
3-15	Villanova-84	N	19	W, 70-63
3-17	Ga. Tech-84	N	19	L, 91-94

## SEC CHAMPIONS

### 1990-91 RECORD: 20-10, 13-5

#### Coach: Dale Brown

DATE	OPPONENT	LSU	OPP	RESULTS
		RANK	RANK	
11-24	Villanova-85	N	14	L, 91-93
11-26	Southeastern	H	14	W, 117-68
11-30	Texas	H	20 22	W, 101-87
12-7	Chapman	H	18	W, 101-68
12-8	Arizona	H	2	W, 92-82
12-18	Arkansas St.	H	10	W, 98-74
12-20	Loyola M'ount	H	10	W, 122-114
12-22	Illinois	A	10	L, 96-102
12-29	Nicholls State	H	15	W, 118-76
1-2	Vanderbilt	H	14	W, 87-70
1-5	Kentucky	A	14 16	L, 80-93
1-7	Georgia	H	14	W, 83-76
1-12	Auburn	A	20	W, 96-84
1-15	Alabama	A	20	W, 90-80
1-19	Ole Miss	H	20	W, 87-71
1-22	Tennessee	A	16	L, 89-92
1-26	Florida	H	16	W, 76-66
1-29	Mississippi St.	H	14	L, 79-82
2-2	Vanderbilt	A	14	L, 59-63
2-5	Kentucky	H	19 10	W, 107-88
2-8	Georgia	A	19	W, 89-86
2-10	Duke	A	6	L, 70-88
2-13	Auburn	H	20	W, 98-61
2-17	Alabama	H	20	W, 88-81
2-20	Ole Miss	A	19	W, 89-78
2-23	Tennessee	H	19	W, 119-87
2-27	Florida	A	18	W, 79-66
3-2	Mississippi St.	A	18 23	L, 73-76
3-8	Auburn-65	N	16	L, 77-92
3-14	Connecticut-86	N	22	L, 62-79

## 1991-92 RECORD: 21-10, 12-4

#### Coach: Dale Brown

DATE	OPPONENT	LSU	OPP	RESULTS
		RANK	RANK	
11-22	NE La. ^	H	6	W, 77-76
11-27	Middle Tenn.	H	9	W, 96-65
11-30	UNLV	A	9	L, 55-76
12-7	Arizona	A	16 3	L, 67-87
12-17	Southeastern	H		W, 101-64
12-21	Louisville	H	25	L, 92-93
12-28	N. Arizona	H		W, 159-86
12-30	Nicholls State	H		W, 123-61
1-3	Texas-87	N		W, 84-83
1-8	Auburn	A		W, 87-70
1-11	Arkansas	H	13	L, 90-101
1-14	Alabama	A	9	W, 89-81
1-18	Mississippi St.	A		W, 83-70
1-20	McNeese St.	H		W, 115-67
1-25	Ole Miss	A		W, 83-73
1-29	Tennessee	H		W, 97-82
2-2	Kentucky	H	14	W, 74-53
2-5	Florida	A	22	W, 70-50
2-8	Duke	H	22 1	L, 67-77
2-11	Georgia	H	20	L, 62-64
2-15	Vanderbilt	A	20	L, 69-76
2-19	South Carolina	A		W, 74-56
2-22	Auburn	H		W, 99-82
2-25	Ole Miss	H		W, 100-69
2-29	Alabama	H	16	W, 73-65
3-3	Arkansas	A	23 7	L, 92-106 OT
3-7	Mississippi St.	H	23	W, 89-80
3-13	Tennessee-47	N	23	W, 99-89
3-14	Kentucky-47	N	23 9	L, 74-80
3-19	BYU-88	N	25	W, 94-83
3-21	Indiana-88	N	25 5	L, 79-89

## 1992-93 RECORD: 22-11, 9-7

#### Coach: Dale Brown

DATE	OPPONENT	LSU	OPP	RESULTS
		RANK	RANK	
12-1	McNeese State	H		W, 83-72
12-3	Southeastern	H		W, 92-65
12-5	Mercer	H		W, 82-48
12-15	Nicholls State	H		W, 75-64
12-16	Campbell	H		W, 93-71
12-21	Stanford-89	N		W, 72-63
12-22	Duke-89	N	1	L, 67-96
12-23	Memphis St.-89	N		L, 66-70

12-29	NSU	H		W, 93-79
12-30	Tennessee St.	H		W, 90-68
1-2	Drake	H		W, 94-86
1-6	Alabama	A		L, 67-77
1-9	Auburn	H		W, 87-81
1-13	Mississippi St.	A		W, 84-76OT
1-16	Florida	H		W, 85-81
1-20	Cent. Conn. St.	H		W, 86-53
1-23	Ole Miss	A		L, 62-71
1-26	Kentucky	A	4	L, 67-105
1-30	South Carolina	H		W, 85-62
2-2	Arkansas	H	17	L, 79-91
2-7	Texas-90	N		W, 84-81
2-10	Mississippi St.	H		W, 92-66
2-13	Auburn	A		W, 75-73
2-17	Vanderbilt	H	11	L, 66-87
2-20	Tennessee	A		W, 81-74
2-23	Alabama	H		W, 76-68
2-27	Georgia	A	13	L, 78-81
3-3	Arkansas	A		L, 75-88
3-6	Ole Miss	H		W, 71-56
3-12	Ole Miss-59	N		W, 89-70
3-13	Vanderbilt-59	N	5	W, 72-62
3-14	Kentucky-59	A	4	L, 65-82
3-18	California-74	N		L, 64-66

## 1993-94 RECORD: 11-16, 5-11

#### Coach: Dale Brown

DATE	OPPONENT	LSU	OPP	RESULTS
		RANK	RANK	
11-26	Texas	H		W, 86-66
12-4	Nicholls State	H		W, 95-90OT
12-11	Okl. St.-91	N	15	W, 71-68
12-16	McNeese St.	H	25	W, 93-72
12-18	UCLA	A	25 9	L, 80-100
12-21	Southeastern	H		W, 96-62
12-28	Winthrop	H		W, 100-71
12-30	Radford	H		L, 72-73
1-5	Florida	A		L, 73-74
1-8	Auburn	H		W, 83-72
1-11	Arkansas	A	4	L, 83-84
1-15	Vanderbilt	A	24	W, 83-81
1-19	Alabama	H		L, 67-71
1-22	N. Carolina-92	N	4	L, 65-88
1-26	Mississippi St.	H		L, 52-66
1-29	Ole Miss	H		W, 90-66
2-2	So. Carolina	A		W, 77-71
2-5	Tennessee	H		W, 84-83
2-8	Alabama	A		L, 66-75
2-12	Auburn	A		L, 83-111
2-15	Kentucky	H	11	L, 95-99
2-19	Georgia	H		L, 84-100
2-23	Louisville	A	13	L, 64-82
2-26	Mississippi St.	A		L, 66-86
3-2	Arkansas	H		L, 105-108 OT
3-5	Ole Miss	A		L, 78-93
3-10	Georgia-93	N		L, 70-83

## 1994-95 RECORD: 12-15, 6-10

#### Coach: Dale Brown

DATE	OPPONENT	LSU	OPP	RESULTS
		RANK	RANK	
11-25	Southeastern	H		W, 106-80
11-29	McNeese St.	H		W, 86-71
12-3	George Mason	H		W, 127-104
12-6	Troy State	H		W, 113-78
12-17	UCLA	H	2	L, 72-92
12-20	Okl. State-94	N		L, 67-111
12-22	Coppin State	H		L, 66-69
12-28	Georgia State	H		W, 105-70
12-30	Maryland, BC	H		W, 88-67
1-3	Florida	H	13	W, 70-66
1-7	Texas	A		L, 71-80
1-11	Auburn	A		W, 76-73
1-17	Alabama	A		W, 74-61
1-21	Ole Miss	H		W, 87-81 OT
1-25	Mississippi St.	A		L, 60-73
1-28	Vanderbilt	H		L, 58-66
1-31	Arkansas	A	8	L, 81-105
2-4	Tennessee	A		W, 56-52
2-8	Mississippi St.	H	21	L, 61-67
2-11	Alabama	H	18	L, 66-74
2-15	Ole Miss	A		L, 90-102
2-18	Georgia	A		L, 89-98
2-22	Arkansas	H	8	L, 90-9



# Year-by-Year Records

1-28	Arkansas	H	15	L, 68-85
1-31	Tennessee	H		L, 65-72
2-4	Kentucky	H	8	L, 61-63
2-11	Mississippi St.	A		L, 48-85
2-14	Auburn	A		L, 44-66
2-18	Ole Miss	H	15	L, 57-83
2-21	Alabama	A		L, 60-69
2-25	Vanderbilt	A		L, 58-60
2-28	Mississippi St.	H		L, 62-63
3-5	Tennessee-3	N		L, 62-73

## 1998-99 RECORD: 12-15, 4-12

**Coach: John Brady**

DATE	OPPONENT	LSU RANK	OPP RANK	RESULTS
11-16	UT-Pan Am	H		W, 75-56
11-21	McNeese St.	H		W, 56-39
11-25	N.C A&T	H		W, 72-59
11-30	Houston	A		L, 55-67
12-12	Jackson St.	H		W, 72-53
12-16	Prairie View	H		W, 84-62
12-19	Texas	H		W, 63-61 OT
12-22	Troy State	H		W, 74-56
12-29	Belmont	H		W, 82-63
1-2	Arkansas	H	18	L, 75-80
1-6	Tennessee	A		L, 58-93
1-9	Auburn	H	14	L, 70-73
1-13	Alabama	H		W, 71-70
1-16	Mississippi St.	A		L, 53-55
1-20	Florida	H		L, 58-77
1-23	Vanderbilt	H		W, 64-59
1-27	Arkansas	A	21	L, 64-86
1-30	Kentucky	A	6	L, 62-86
2-3	Ole Miss	H		L, 66-82
2-6	Auburn	A	6	L, 54-80
2-10	Alabama	A		L, 71-72 OT
2-13	Arizona	A	10	L, 71-78
2-17	S. Carolina	H		W, 60-56
2-20	Georgia	A		L, 57-59
2-24	Miss. St.	H		W, 74-63
2-27	Ole Miss	A		L, 57-79
3-4	Florida-3	N	21	L, 75-97

## SEC CHAMPIONS

### 1999-00 RECORD: 28-6, 12-4

**Coach: John Brady**

DATE	OPPONENT	LSU RANK	OPP RANK	RESULTS
11-20	Grambling	H		W, 112-37
11-22	Southeastern	H		W, 75-36
11-26	Oakland-99	N		W, 87-80
11-27	Wyoming-99	N		W, 103-86
11-28	Fresno St.-99	N		W, 95-85
12-11	Alcorn State	H		W, 71-64
12-14	UT-Martin	H		W, 73-45
12-18	Sam Houston	H		W, 85-67
12-21	Centenary-100	N		W, 80-52
12-23	Nicholls St.	H		W, 91-74
12-27	Howard	H		W, 81-55
12-30	Okla. St.-5	N	11	W, 63-53
1-5	Alabama	H	21	W, 78-66
1-8	Tennessee	H	15	L, 59-64
1-12	Florida	A	24	L, 57-82
1-15	Vanderbilt	A	24	L, 62-65
1-19	Georgia	H		W, 61-57
1-26	Arkansas	H		W, 96-75
1-29	Arizona	H	5	W, 86-60
2-2	Miss. St.	A	22	L, 66-68
2-5	Alabama	A	22	W, 93-60
2-9	Auburn	H	25	W, 83-68
2-13	Kentucky	H	25	W, 70-57
2-16	Ole Miss	A	16	W, 97-53
2-19	Arkansas	A	16	W, 78-67
2-23	S. Carolina	A	15	W, 64-59
2-26	Miss. St.	H	15	W, 71-66
3-1	Auburn	A	12	W, 55-53
3-4	Ole Miss	H	12	W, 64-60
3-10	Vanderbilt-3	N	10	W, 71-60
3-11	Arkansas-3	N	10	L, 67-69
3-16	SE Mo. St.-66	N	10	W, 64-61
3-18	Texas-66	N	10	W, 72-67
3-23	Wisc.-101	N	10	L, 48-61

### 2000-01 RECORD: 13-16, 2-14

**Coach: John Brady**

DATE	OPPONENT	LSU RANK	OPP RANK	RESULTS
11-20	ULM	H		W, 92-49
11-25	Norfolk St.	H		W, 90-62
11-28	Houston	A		W, 61-59
12-9	Texas So.	H		W, 89-57
12-13	McNeese St.	H		W, 87-68
12-16	New Orleans	H		W, 84-57
12-20	Arizona	A	1	L, 75-88
12-22	Nicholls St.	H		W, 92-49

12-28	Oregon St.-5	N		W, 78-68
1-3	Wyoming	H		W, 73-69
1-6	Alabama	H	18	L, 73-82
1-10	Vanderbilt	H		L, 67-71
1-13	Auburn	A		L, 69-85
1-17	Centenary	H		W, 85-44
1-21	Georgia	A		L, 63-68
1-24	Miss. St.	A		W, 82-73
1-27	Arkansas	H		L, 52-59
1-31	S. Carolina	H		L, 56-68
2-3	Alabama	A	17	L, 66-76
2-7	Ole Miss	A	25	L, 33-50
2-10	Auburn	H		L, 65-76
2-13	Florida	H	11	L, 74-81 OT
2-17	Arkansas	A		L, 70-87
2-21	Kentucky	A	13	L, 61-84
2-24	Miss. St.	H		L, 48-55
2-28	Ole Miss	H	14	W, 78-77 OT
3-3	Tennessee	A		L, 71-78
3-8	Georgia-65	N	18	W, 63-62
3-9	Arkansas	N		L, 72-77

## 2001-02 RECORD: 19-15, 6-10

**Coach: John Brady**

DATE	OPPONENT	LSU RANK	OPP RANK	RESULTS
11-17	Campbell	H		W, 83-59
11-19	Southern	H		W, 97-69
11-23	Weber St.-102	N		L, 74-75 OT
11-24	Hawaii-Hilo-102	A		W, 64-62
11-25	Mercer-102	N		W, 84-54
11-28	Towson	H		W, 83-46
12-2	Northwestern St.	H		W, 91-54
12-4	UL-Lafayette	H		W, 83-65
12-15	McNeese St.	H		W, 80-57
12-18	New Orleans	A		L, 59-60
12-20	Houston	H		W, 73-69
12-27	Miami (Fla.)-5	N	24	L, 61-68
12-30	Nicholls St.	H		W, 71-35
1-5	Alabama	A	18	L, 74-76
1-13	Arkansas	H		W, 75-69
1-16	Florida	A	2	L, 70-102
1-19	Auburn	H		W, 75-58
1-23	Ole Miss	A		L, 55-70
1-26	Miss. St.	A		L, 61-84
1-30	Tennessee	H		L, 58-61
2-2	Alabama	H	7	L, 48-57
2-6	Vanderbilt	A		L, 63-68
2-9	Kentucky	H	7	L, 56-68
2-13	Miss. St.	H		W, 68-65 OT
2-16	Arkansas	A		W, 67-63
2-20	S. Carolina	A		L, 53-66
2-23	Georgia	H	18	L, 54-55
2-27	Ole Miss	H		W, 59-56
3-2	Auburn	A		W, 59-54
3-7	Vanderbilt-3	N		W, 69-62
3-8	Georgia-3	N	17	W, 78-76
3-9	Miss. St.-3	N		L, 51-57
3-13	Iowa-103	A		W, 63-61
3-19	Ball State-60	H		L, 65-75

## 2002-03 RECORD: 21-11, 8-8

**Coach: John Brady**

DATE	OPPONENT	LSU RANK	OPP RANK	RESULTS
11-22	Nicholls-104	H		W, 68-24
11-24	S. Ala.-104	H		W, 71-62
11-30	Texas A&M-105	N		L, 77-79
12-3	Delaware St.	H		W, 65-44
12-7	McNeese St.	H		W, 93-72
12-14	Texas A&M-CCI	H		W, 95-60
12-17	Prairie View	H		W, 75-49
12-21	Arizona	H	1	W, 66-65
12-28	Tulane-5	N	24	W, 74-62
12-30	New Orleans	H	21	W, 69-57
1-5	Georgia	A	21	L, 63-89
1-8	Houston	H		W, 80-51
1-11	Miss. St.	H	7	W, 85-72
1-15	Centenary	H	23	W, 112-65
1-18	Ole Miss	H	23	L, 57-67
1-22	Arkansas	A		L, 65-73
1-25	Miss. St.	A	22	L, 64-67
1-28	Florida	H	4	L, 53-70
2-1	Alabama	A	23	L, 66-75
2-5	S. Carolina	H		W, 71-58
2-8	Auburn	H		L, 54-56
2-12	Vanderbilt	H		W, 79-60
2-15	Kentucky	A	3	L, 57-68
2-22	Arkansas	H		W, 75-56
2-26	Auburn	H		W, 94-63
3-1	Tennessee	A		W, 88-67
3-5	Ole Miss	A		W, 77-64
3-8	Alabama	H		W, 66-62
3-13	Arkansas-96	N		W, 85-56
3-14	Florida-96	N	7	W, 65-61
3-15	Miss. St.-96	N		L, 61-76

3-21	Purdue-106	N		L, 56-80
------	------------	---	--	----------

## 2003-04 RECORD: 18-11, 8-8

**Coach: John Brady**

DATE	OPPONENT	LSU RANK	OPP RANK	RESULTS
11-21	Southern	H		W, 70-59
11-24	McNeese St.	H		W, 87-77
11-26	Troy State	H		W, 78-69
11-29	ULM	H		W, 96-65
12-16	Utah	H		W, 65-51
12-20	So. Miss	H		W, 65-50
12-23	Tulane	H		W, 67-48
12-27	UAB-5	N		W, 78-62
12-30	Houston	A		L, 52-60
1-3	Centenary	A		W, 66-63
1-6	Arkansas	A		W, 66-55
1-10	Alabama	H		W, 70-66
1-12	New Orleans	A		W, 68-60
1-17	Miss. St.	H	20	L, 54-64
1-21	Ole Miss	A		L, 49-53
1-24	S. Carolina	A	25	L, 55-61
1-28	Georgia	H		W, 63-59
1-31	Alabama	A		W, 60-54
2-4	Tennessee	H		W, 84-67
2-7	Arkansas	H		W, 65-52
2-14	Florida	A	22	W, 73-70
2-18	Auburn	H	24	L, 68-80
2-21	Vanderbilt	A		L, 54-74
2-25	Miss. St.	A	7	L, 58-84
2-29	Kentucky	H	9	L, 64-70
3-3	Ole Miss	H		W, 58-45
3-6	Auburn	A		L, 66-78
3-12	S. Carolina-3	N		L, 64-85
3-17	Okla.-107	A		L, 61-70

## SEC WESTERN DIVISION CHAMPIONS

### 2004-05 RECORD: 20-10, 12-4

**Coach: John Brady**

DATE	OPPONENT	LSU RANK	OPP RANK	RESULTS
11-19	Tulane108	H		W, 83-58
11-21	UL-Lafayette-108	H		W, 83-69
11-24	New Orleans	H		W, 95-79
11-27	West Virginia	H		L, 69-84
12-11	Northwestern St.	H		W, 83-74
12-13	McNeese State	H		W, 82-79
12-18	S. Miss-109	N		L, 84-88 OT
12-21	Houston	A		L, 72-81
12-30	Florida State-5	N		W, 67-50
1-3	Utah	A		L, 55-69
1-8	Alabama	A	19	L, 58-73
1-12	South Carolina	H		W, 79-64
1-15	Ohio State	H		W, 113-101 2OT
1-19	Arkansas	H		W, 66-63 OT
1-22	Kentucky	A	8	L, 58-89
1-26	Ole Miss	H		W, 70-60
1-29	Mississippi St.	H	22	W, 69-62
2-2	Georgia	A		W, 95-79
2-5	Tennessee	A		L, 55-77
2-9	Auburn	H		W, 90-69
2-12	Arkansas	A		L, 62-65
2-16	Mississippi St.	A		W, 80-72
2-19	Florida	H	24	W, 77-73
2-22	Alabama	H	14	W, 61-59
2-26	Auburn	A		W, 77-64
3-2	Ole Miss	A		W, 58-53
3-5	Vanderbilt	H		W, 81-69
3-11	Auburn-3	N		W, 89-58
3-12	Kentucky-3	N	4	L, 78-79 OT
3-17	UAB-88	N		L, 68-82

## SEC CHAMPIONS NCAA FINAL FOUR

### 2005-06 RECORD: 27-9, 14-2

**Coach: John Brady**

DATE	OPPONENT	LSU RANK	OPP RANK	RESULTS
11-18	Southern	H		W, 84-56
11-21	Nicholls St.	H		W, 104-57
11-26	West Virginia	A	13	W, 71-68 OT
11-29	Houston	H	25	L, 83-84
12-10	McNeese St.	H		W, 90-70
12-13	New Orleans	H		W, 94-53
12-17	UL-Lafayette	H		W, 81-62
12-19	N. Iowa-110	H		L, 50-54
12-22	Monticello-110	N		W, 75-48
12-23	Cincinnati-110	N		L, 72-75
12-31	Ohio State	A	21	L, 76-78
1-3	Tulane	H		W, 75-58
1-7	Connecticut	A	2	L, 66-67
1-11	Arkansas	H		W, 63-58

1-14	Tennessee	H		W, 88-74
1-18	Miss. St.</			

# Year-by-Year Records

## COACH TRENT JOHNSON

4 SEASONS • 2008 - 2012  
67-64 (.511)

### SEC CHAMPIONS

2008-09 RECORD: 27-8, 13-3

Coach: Trent Johnson

DATE	OPPONENT	LSU RANK	OPP RANK	RESULTS	
11-15	Jackson St.	H		W, 79-65	
11-20	Alcorn State	H		W, 77-45	
11-23	Northwestern St.	H		W, 91-60	
11-28	Centenary	H		W, 64-58	
11-30	Troy	H		W, 92-57	
12-2	Cal St. Fullerton	H		W, 84-63	
12-13	Grambling	H		W, 87-41	
12-17	Nicholls State	H		W, 68-56	
12-20	Texas A&M-13	N		L, 61-72	
12-22	McNeese St.	H		W, 62-59	
12-27	Wash. St.	H		W, 64-52	
12-31	UL-Lafayette	H		W, 81-79	
1-3	Southeastern	H		W, 90-61	
1-6	Utah	A		L, 61-91	
1-11	Alabama	A		L, 59-65	
1-14	S. Carolina	H		W, 85-68	
1-17	Ole Miss	A		W, 83-51	
1-21	Mississippi St.	H		W, 81-57	
1-24	Xavier (Ohio)	H	15	L, 70-80	
1-28	Tennessee	A		W, 79-73	
1-31	Arkansas	H		W, 79-69	
2-4	Georgia	A		W, 80-62	
2-8	Alabama	H		W, 76-62	
2-11	Mississippi St.	A		W, 97-94 2OT	
2-14	Ole Miss	H		W, 73-66	
2-18	Arkansas	A	23	W, 72-69	
2-21	Auburn	H	23	W, 79-72	
2-24	Florida	H	18	W, 81-75	
2-28	Kentucky	A	18	W, 73-70	
3-4	Vanderbilt	H	12	L, 67-75	
3-7	Auburn	A	12	L, 53-69	
3-13	Kentucky-114	N	20	W, 67-58	
3-14	Miss. St.-114	N	20	L, 57-67	
3-19	Butler-115	N	21	22	W, 75-71
3-21	UNC-115	N	21	2	L, 70-84

## 2009-10 RECORD: 11-20, 2-14

Coach: Trent Johnson

DATE	OPPONENT	LSU RANK	OPP RANK	RESULTS
11-13	ULM	H		W, 82-62
11-16	Indiana St.-116	H		W, 56-45
11-17	Western Ky.-116	H		W, 71-60
11-25	UConn-117	N	13	L, 55-81
11-27	Arizona St.-117	N		L, 52-71
12-1	UL-Lafayette	H		W, 66-58
12-12	Northwestern St.	H		W, 73-62
12-14	Southeastern	H		W, 77-60
12-17	Nicholls	H		W, 63-60
12-19	Rice	H		W, 65-61
12-22	Wash. St.-118	N		L, 70-72 OT
12-29	Xavier (Ohio)	A		L, 65-89
1-2	Utah	H		L, 59-61
1-4	McNeese St.	H		W, 83-60
1-9	Alabama	H		L, 49-66
1-13	S. Carolina	A		L, 58-67
1-16	Florida	A		L, 58-72
1-20	Auburn	H		L, 80-84
1-23	Ole Miss	H	22	L, 63-73
1-27	Alabama	A		L, 38-57
1-30	Miss. St.	A		L, 51-67
2-4	Tennessee	H	14	L, 54-59
2-6	Kentucky	H	4	L, 55-81
2-10	Arkansas	A		L, 52-87
2-13	Vanderbilt	A	22	L, 69-77
2-20	Miss. St.	H		L, 59-60
2-24	Arkansas	H		W, 65-54
2-27	Auburn	A		L, 59-74
3-4	Ole Miss	A		L, 59-72
3-6	Georgia	H		W, 50-48
3-11	Tennessee-65	N	15	L, 49-59

## 2010-11 RECORD: 11-21, 3-13

Coach: Trent Johnson

DATE	OPPONENT	LSU RANK	OPP RANK	RESULTS
11-12	Northwestern St.	H		W, 87-78
11-16	Nicholls	H		L, 53-62
11-18	UT-Martin	H		W, 79-56
11-21	Memphis-119	N	19	L, 61-70
11-24	Centenary	H		W, 78-36
11-28	South Ala.	A		W, 80-65
11-30	Houston	H		W, 73-57
12-11	Cent. Mich.	H		W, 59-55
12-13	Coastal Carolina	H		L, 69-78 OT

12-16	McNeese St.	H		W, 78-66 OT
12-18	Wichita St.-120	N		L, 69-70
12-22	North Texas	H		L, 55-75
12-27	Southern	H		W, 62-41
12-29	Rice	A		L, 68-74
1-2	Virginia	A		L, 50-64
1-8	Auburn	A		W, 62-55
1-12	Arkansas	H		W, 56-53
1-15	Kentucky	A	13	L, 44-82
1-22	Ole Miss	H		L, 51-78
1-26	Tennessee	A		L, 53-75
1-29	Alabama	A		L, 46-70
2-2	S. Carolina	H		L, 56-64
2-5	Miss. St.	H		L, 57-58
2-9	Ole Miss	A		L, 60-66
2-12	Arkansas	A		L, 61-80
2-17	Alabama	H		L, 56-67
2-20	Florida	H	14	L, 61-68
2-23	Miss. St.	A		W, 84-82
2-26	Vanderbilt	H	18	L, 69-90
3-2	Georgia	A		L, 53-73
3-5	Auburn	H		L, 51-60
3-10	Vanderbilt-3	N		L, 50-62

## 2011-12 RECORD: 18-15, 7-9

Coach: Trent Johnson

DATE	OPPONENT	LSU RANK	OPP RANK	RESULTS
11-12	Nicholls	H		W, 96-74
11-15	Coastal Carolina	A		L, 63-71
11-17	N'western-121	N		L, 82-88
11-18	W. Ky.-121	N		W, 76-57
11-20	Ga. Tech-121	N		W, 59-50
11-23	S. Alabama	H		L, 75-79 OT
11-29	Houston	A		W, 59-58
12-3	Rutgers-122	A		W, 55-50
12-10	Boise State	H		W, 64-45
12-15	UC Irvine	H		W, 66-59
12-19	Marquette	H	10	W, 67-59
12-22	North Texas	A		W, 67-58
12-29	Grambling	H		W, 69-37
1-2	Virginia	H	21	L, 52-57
1-7	Ole Miss	H		W, 81-55
1-11	Alabama	A		L, 53-69
1-14	Arkansas	A		L, 60-69
1-17	Auburn	H		W, 65-58 OT
1-21	Florida	A	17	L, 64-76
1-25	Mississippi St.	A	18	L, 71-76
1-28	Kentucky	H	1	L, 50-74
2-4	Arkansas	H		W, 71-65
2-8	Vanderbilt	A		L, 61-76
2-11	Alabama	H		W, 67-58
2-14	Mississippi St.	H		W, 69-67 OT
2-18	S. Carolina	A		W, 68-58
2-22	Georgia	H		W, 61-53
2-25	Ole Miss	A		L, 48-72
2-29	Tennessee	H		L, 69-74 OT
3-3	Auburn	A		L, 52-67
3-8	Arkansas-96	N		W, 70-54
3-9	Kentucky-96	N	1	L, 51-60
3-13	Oregon-123	A		L, 76-96

## COACH JOHNNY JONES

5 SEASONS • 2012-17  
90-72 (.556)

## 2012-13 RECORD: 19-12, 9-9

Coach: Johnny Jones

DATE	OPPONENT	LSU RANK	OPP RANK	RESULTS
11-9	UC Santa Barb.	H		W, 77-63
11-13	McNeese St.	H		W, 73-48
11-20	Northwestern St.	H		W, 102-95
11-24	Miss. Valley St.	H		W, 75-50
11-29	Seton Hall-124	H		W, 72-67
12-11	Chattanooga	H		W, 80-67
12-14	Boise State	A		L, 70-89
12-18	UC Irvine	A		W, 66-60
12-22	Marquette	A		L, 80-84
12-28	Houston Bapt.	H		W, 75-58
1-5	Bethune-Cook.	H		W, 79-63
1-9	Auburn	A		L, 63-68
1-12	Florida	H	11	L, 62-74
1-16	S. Carolina	H		L, 73-82 OT
1-19	Georgia	A		L, 58-67
1-23	Texas A&M	H		W, 58-54
1-26	Kentucky	A		L, 70-75
1-30	Missouri	H	17	W, 73-70
2-2	Mississippi St.	A		W, 69-68
2-6	Vanderbilt	H		W, 57-56
2-9	Alabama	A		L, 57-60
2-14	South Carolina	A		W, 64-46
2-16	Mississippi St.	H		W, 80-68
2-19	Tennessee	A		L, 72-82
2-23	Alabama	H		W, 97-94 3OT

2-27	Arkansas	H		W, 65-60
3-2	Missouri	A		L, 76-89
3-6	Texas A&M	A		W, 68-57
3-9	Ole Miss	H		L, 67-81
3-14	Georgia-65	N		W, 68-63
3-15	Florida-65	N	13	L, 58-80

## 2013-14 RECORD: 20-14, 9-9

Coach: Johnny Jones

DATE	OPPONENT	LSU RANK	OPP RANK	RESULTS
11-12	UMass	A		L, 90-92
11-16	Northwestern St.	H		W, 88-74
11-19	New Orleans	H		W, 81-54
11-22	Southeastern	H		W, 89-66
11-28	Saint Joe's-125	N		W, 82-65
11-29	Memphis-125	N	21	L, 69-76
12-1	Butler-125	N		W, 70-68 OT
12-14	ULM	H		W, 61-54
12-18	Texas Tech	A		W, 71-69
12-21	UAB	H		W, 86-63
12-28	McNeese State	H		W, 79-52
1-4	Rhode Island	H		L, 70-74
1-7	Tennessee	H		L, 50-68
1-11	South Carolina	A		W, 71-68
1-15	Ole Miss	A		L, 74-88 OT
1-18	Vanderbilt	H		W, 81-58
1-21	Missouri	H		W, 77-71
1-25	Alabama	A		L, 80-82
1-28	Kentucky	H	11	W, 87-82
2-1	Arkansas	H		W, 88-74
2-6	Georgia	A		L, 78-91
2-8	Auburn	H		W, 87-80
2-12	Texas A&M	A		L, 73-83
2-15	Arkansas	A		L, 70-81
2-19	Mississippi St.	H		W, 92-81
2-22	Kentucky	A	18	L, 76-77 OT
2-26	Texas A&M	H		W, 68-49
3-1	Florida	A	1	L, 61-79
3-6	Vanderbilt	A		W, 57-51
3-8	Georgia	H		L, 61-69
3-13	Alabama	N		W, 68-56
3-14	Kentucky	N		L, 67-85
3-19	San Fran-126	A		W, 71-63
3-24	SMU-127	A		L, 67-80

## 2014-15 RECORD: 22-11, 11-7

Coach: Johnny Jones

DATE	OPPONENT	LSU RANK	OPP RANK	RESULTS
11-15	Gardner-Webb	H		W, 93-82
11-18	Texas Tech	H		W, 69-64 OT
11-21	O. Dominion-128	N		L, 61-70
11-22	Weber St.-128	N		W, 72-58
11-24	Clemson-128	N		L, 61-64
11-29	McNeese State	H		W, 83-72
12-2	UMass	H		W, 82-60
12-4	W. Virginia-129	A	16	W, 74-73
12-13	Sam Houston	H		W, 76-67
12-18	UAB	A		W, 79-70
12-22	Charleston	H		W, 71-47
12-29	Southern Miss	H		W, 87-67
1-3	Savannah St.	H		W, 75-59
1-8	Missouri	A		L, 67-74 OT
1-10	Georgia	H		W, 87-84 2OT
1-14	Ole Miss	A		W, 75-71
1-17	Texas A&M	H		L, 64-67
1-20	Florida	A		W, 79-61
1-24	Vanderbilt	A		W, 79-75 OT
1-28	South Carolina	H		W, 64-58
1-31	Mississippi St.	A		L, 67-73
2-5	Auburn	H		L, 77-81
2-7	Alabama	H		W, 71-60
2-10	Kentucky	H	1	L, 69-71
2-14	Tennessee	A		W, 73-55
2-17	Texas A&M	A		L, 62-68
2-21	Florida	H		W, 70-63
2-24	Auburn	A		W, 84-61
2-28	Ole Miss	H		W, 73-63
3-4	Tennessee	H		L, 63-78
3-7	Arkansas	A		W, 81-78
3-13	Auburn-65	N		L, 70-73 OT
3-19	NC State-130	N		L, 65-66

## 2015-16 RECORD: 19-14, 11-7

Coach: Johnny Jones

DATE	OPPONENT	LSU RANK	OPP RANK	RESULTS
11-13	McNeese State	H	21	W, 81-70
11-16	Kennesaw State	H	23	W, 91-69
11-19	South Alabama	H	23	W, 78-66
11-23	Marquette-131	N	22	L, 80-81
11-24	NC State-131	N	22	L, 72-83 (ot)
11-30	Charleston	A		L, 5



# Year-by-Year Records



**Garrett Temple, Member 2006 Final Four Team**



**Tasmin Mitchell, Third leading career scorer**

12-13	Houston	A	L, 98-105 (ot)
12-16	Gardner-Webb	H	W, 78-57
12-19	Oral Roberts	H	W, 100-77
12-22	American	H	W, 79-51
12-29	Wake Forest	H	L, 71-77
1-2	Vanderbilt	A	W, 90-82
1-5	Kentucky	H	9 W, 85-67
1-9	Florida	A	L, 62-68
1-13	Ole Miss	H	W, 90-81
1-16	Arkansas	H	W, 76-74
1-19	Texas A&M	A	10 L, 57-71
1-23	Alabama	A	W, 72-70
1-26	Georgia	H	W, 89-85
1-30	Oklahoma-132	H	1 L, 75-77
2-2	Auburn	A	W, 80-68
2-6	Mississippi State	H	W, 88-77
2-10	South Carolina	A	L, 83-94
2-13	Texas A&M	H	15 W, 76-71
2-17	Alabama	H	L, 69-76
2-20	Tennessee	A	L, 65-81
2-23	Arkansas	A	L, 65-85
2-27	Florida	H	W, 96-91
3-1	Missouri	H	W, 80-71
3-5	Kentucky	A	22 L, 77-94
3-11	Tennessee--65	N	W, 84-75
3-12	Texas A&M-65	N	17 L, 38-71

## 2016-17 RECORD: 10-21, 2-16

**Coach: Johnny Jones**

DATE	OPPONENT	LSU RANK	OPP RANK	RESULTS
11-12	Wofford	H		W, 91-69
11-15	Southern Miss	H		W, 78-61
11-18	North Florida	H		W, 78-70
11-23	Wichita St.--133	N		L, 82-47
11-24	Old Dominion-133N			W, 66-60
11-25	VCU--133	N		L, 85-74
11-29	Houston	H		W, 84-65
12-13	NC Central	H		W, 70-66
12-17	Texas Southern	H		W, 88-80
12-19	Charleston	H		W, 75-65
12-22	Wake Forest	A		L, 110-76
12-29	Vanderbilt	H		L, 96-89
1-4	Missouri	A		W, 88-77
1-7	Mississippi State	H		L, 95-78
1-11	Texas A&M	A		L, 92-62
1-14	Alabama	H		L, 81-66
1-18	Auburn	A		L, 78-74
1-21	Arkansas	A		L, 99-86
1-25	Florida	H	25	L, 106-71

1-28	Texas Tech	A		L, 77-64
2-1	South Carolina	H	19	L, 88-63
2-4	Texas A&M	H		L, 85-73
2-7	Kentucky	A	15	L, 92-85
2-11	Arkansas	H		L, 78-70
2-14	Ole Miss	A		L, 96-76
2-18	Alabama	A		L, 90-72
2-21	Auburn	H		L, 98-75
2-25	Georgia	A		L, 82-80
3-1	Tennessee	H		W, 92-82
3-4	Mississippi State	A		L, 88-76
3-8	Miss. St.--65	N		L, 79-52

## COACH WILL WADE

**1 SEASON • 2017 -**

**18-15 (.545)**

**2017-18 RECORD: 18-15, 8-10**

**Coach: Will Wade**

DATE	OPPONENT	LSU RANK	OPP RANK	RESULTS
11-10	Alcorn State	H		W, 99-59
11-16	Samford	H		W, 105-86
11-20	Michigan--89	N		W, 77-75
11-21	Notre Dame--89	N	13	L, 53-92
11-22	Marquette--89	N		L, 84-94
11-29	UT Martin	H		W, 84-60
12-10	UNCW	H		W, 97-84
12-13	Houston	H		W, 80-77
12-16	SFA	H		L, 82-83
12-19	Sam Houston	H		W, 80-58
12-22	North Florida	H		W, 104-52
12-28	Memphis	A		W, 71-61
1-3	Kentucky	H	17	L, 71-74
1-6	Texas A&M	A	11	W, 69-68
1-10	Arkansas	A		W, 75-54
1-13	Alabama	H		L, 66-74
1-16	Georgia	H		L, 60-61
1-20	Vanderbilt	A		L, 71-77
1-23	Texas A&M	H		W, 77-65
1-27	Auburn	A	19	L, 70-95
1-31	Tennessee	A	18	L, 61-84
2-3	Arkansas	H		W, 94-86
2-7	Florida	A		L, 64-73
2-10	Ole Miss	H		W, 82-66
2-13	Alabama	A		L, 65-80
2-17	Missouri	H		W, 64-63
2-20	Vanderbilt	H		W, 88-78
2-24	Georgia	A		L, 82-93
2-28	S. Carolina	A		L, 74-83(ot)

3-3	Miss. State	H		W, 78-57
3-8	Miss. State-134	N		L, 77-80
3-14	UL-Lafayette-60	H		W, 84-76
3-19	Utah-135	A		L, 71-95



# Year-by-Year Records

## NEUTRAL SITE/ TOURNAMENT GUIDE

1	SIC Tournament	Atlanta, Ga.
2	Game in Meridian, Miss.	
3	SEC Tournament	Atlanta, Ga.
4	Amer. Leg. Bowl Natl. Champ.	Atl. City, N.J.
5	Sugar Bowl Classic	New Orleans, La.
6	SEC Tournament	Knoxville, Tenn.
7	SEC Tournament	Baton Rouge, La.
8	Game in Marion, Ark.	
9	SEC Tournament	Louisville, Ky.
10	Game vs. NW State	Shreveport, La.
11	Game in New York, N.Y.	
12	Game in Memphis, Tenn.	
13	Game in Houston, Texas	
14	Game in New York, N.Y.	
15	Fort Worth Collegiate	Fort Worth, Texas
16	Game in Memphis, Tenn.	
17	Game in Lake Charles, La.	
18	Game in New York, N.Y.	
19	San Antonio Invi.	San Antonio, Texas
20	Game in Little Rock, Ark.	
21	NCAA Tournament	Raleigh, N.C.
22	NCAA Final Four	Kansas City, Mo.
23	SEC Playoff	Nashville, Tenn.
24	NCAA Tournament	Iowa City, Iowa
25	Gator Bowl Tournament	Jacksonville, Fla.
26	Louisiana Invitational	Shreveport, La.
27	Carousel Invitational	Raleigh, N.C.
28	Game in Shreveport, La.	
29	Poinsettia Classic	Greenville, S.C.
30	Birmingham Classic	Birmingham, Ala.
31	Hurricane Classic	Miami, Fla.
32	VPI Tournament	Blacksburg, Va.
33	Far West Classic	Portland, Ore.
34	Evansville Tournament	Evansville, Ind.
35	All-College Tournament	Okla. City, Okla.
36	Bluebonnet Classic	Houston, Texas
37	Los Angeles Classic	Los Angeles, Calif.
38	Milwaukee Classic	Milwaukee, Wisc.
39	Game in Charlotte, N.C.	
40	Rainbow Classic	Honolulu, Hawaii
41	NIT	New York, N.Y.
42	Astro-Bluebonnet Classic	Houston, Texas
43	Big Blue Classic	Logan, Utah
44	Carolina Classic	Columbia, S.C.
45	Louisiana Classic	Baton Rouge, La.
46	Game in New York, N.Y.	
47	SEC Tournament	Birmingham, Ala.
48	NCAA Tournament	Bloomington, Ind.
49	NCAA Tournament	Indianapolis, Ind.
50	Game in New Orleans, La. (Superdome)	
51	NCAA Tournament	Denton, Texas
52	NCAA Tournament	Houston, Texas
53	Great Alaskan Shootout	Anchorage, Al.
54	Game in New Orleans, La. (Superdome)	
55	NCAA Tournament	Austin, Texas
56	NCAA Tournament	New Orleans, La.
57	NCAA Final Four	Philadelphia, Pa.
58	Game in New Orleans, La.	
59	SEC Tournament	Lexington, Ky.
60	NIT	Baton Rouge, La.
61	Hawaii Tipoff Tourn.	Honolulu, Hawaii
62	Game in East Rutherford, N. J.	
63	Game in New Orleans, La.	
64	Game in Houston, Texas	
65	SEC Tournament	Nashville, Tenn.
66	NCAA Tournament	Salt Lake City, Utah
67	NCAA Tournament	Dayton, Ohio
68	LSU Invitational	Baton Rouge, La.
69	NCAA Tournament	Atlanta, Ga.
70	NCAA Final Four	Dallas, Texas
71	Seaside Classic	Laie, Hawaii
72	Game played in Laie, Hawaii	
73	Game in Oklahoma City	
74	NCAA Tournament	Rosemont, Ill.
75	NCAA Tournament	Cincinnati, Ohio
76	UNLV/Bud Light Classic	Las Vegas, Nev.
77	Game in New Orleans, La.	
78	NCAA Tournament	Hartford, Conn.
79	Chaminade Classic	Honolulu, Hawaii
80	NCAA Tournament	Tucson, Ariz.
81	Game in Houston, Texas	
82	Game in New Orleans, La.	
83	SEC Tournament	Orlando, Fla.
84	NCAA Tournament	Knoxville, Tenn.
85	Tipoff Classic	Springfield, Mass.
86	NCAA Tournament	Minneapolis, Minn.
87	Game in New Orleans, La.	
88	NCAA Tournament	Boise, Idaho
89	Maui Invitational	Maui, Hawaii
90	Game in San Antonio, Texas	
91	Game in New Orleans, La.	
92	Game in New Orleans, La.	

93	SEC Tournament	Memphis, Tenn.
94	Game in Tulsa, Okla.	
95	Tipoff Classic	Honolulu, Hawaii
96	SEC Tournament	New Orleans, La.
97	John Wooden Classic	Anaheim, Calif.
98	Game in Auburn Hills, Mich.	
99	Hawaii Pacific Classic	Honolulu, Hawaii
100	Game in Shreveport, La.	
101	NCAA Tournament	Albuquerque, N.M.
102	Hilo Classic	Hilo, Hawaii
103	NIT	Iowa City, Iowa
104	Hispanic Coll. Fund Classic in B.R., La.	
105	Space City Classic	Houston, Texas
106	NCAA Tournament	Birmingham, Ala.
107	NIT	Norman, Okla.
108	LSU Louisiana Classic	Baton Rouge, La.
109	Game in Biloxi, Miss.	
110	LV Holiday Classic	Las Vegas, Nev.
111	NCAA Tournament	Jacksonville, Fla.
112	NCAA Final Four	Indianapolis, Ind.
113	Big East/SEC Challenge	Philadelphia, Pa.
114	SEC Tournament	Tampa, Fla.
115	NCAA Tournament	Greensboro, N.C.
116	NIT Season Tip-Off	Baton Rouge, La.
117	NIT Season Tip-Off	New York, N.Y.
118	Cougar Classic	Seattle, Wash.
119	Game in Tupelo, Miss.	
120	Game in Bossier City, La.	
121	Charleston Classic	Charleston, S.C.
122	Big East/SEC Challenge	Piscataway, N.J.
123	NIT	Eugene, Ore.
124	Big East/SEC Challenge	Baton Rouge, La.
125	Old Spice Classic	Orlando, Fla.
126	NIT	San Fran, Calif.
127	NIT	Dallas, Texas
128	Paradise Jam	St. Thomas, USVI
129	SEC/Big 12 Challenge	Morgantown, WVa
130	NCAA Tournament	Pittsburgh, Pa.
131	Legends Classic Brooklyn, N.Y.	
132	SEC/Big 12 Challenge	Baton Rouge
133	Battle 4 Atlantis	Paradise Island, Bahamas
134	SEC Tournament	St. Louis, Mo.
135	NIT	Salt Lake City, Utah

## EXHIBITION GAMES

12-6-52	Pensacola Navy	H	W, 107-59
2-16-53	Pensacola Navy	A	W, 71-60
12-5-53	Pensacola Navy	H	W, 109-68
12-1-69	Athletes In Action	H	W, 71-68
12-27-69	SUB PAC-40	A	W, 88-80
11-27-72	Univ. of Americas	A	L, 83-87
11-28-72	Univ. of Americas	A	W, 69-57
11-16-73	Australian Olympic	H	W, 69-63
11-16-74	Czechoslovakia	H	W, 88-78
11-18-75	Yugoslavia	H	W, 100-90
11-19-76	Athletes In Action	H	L, 53-76
11-15-77	Soviet Union-2 ot	H	W, 99-96
11-3-78	Australia	H	W, 90-65
11-13-79	Yugoslavia	H	W, 82-79
11-13-80	Airliners	H	W, 91-87
11-19-81	Airliners	H	W, 76-71
11-18-82	Brewster Heights	H	W, 104-82
11-11-83	Honco Flyers	H	W, 109-89
11-8-84	China	H	W, 90-65
11-15-85	Brewster Heights	H	W, 131-82
11-14-86	Continental	H	W, 86-76
11-27-87	Brewster Heights	H	W, 123-97
11-11-88	Brewster Heights	H	W, 193-94
11-20-88	Yugoslavia	H	L, 84-92
11-8-89	Athletes In Action	H	W, 111-79
11-10-89	Russia	H	W, 114-109
11-16-90	Newcastle	H	W, 111-91
11-8-91	Mebourne	H	W, 96-60
11-15-91	Ranco Raiders	H	W, 126-80
11-20-92	High Five America	H	W, 94-89
11-24-92	Australia	H	W, 97-74
11-19-93	Dinamo Moscow	H	L, 85-87
11-22-93	High Five America	H	W, 101-87
11-11-94	High Five America	H	W, 83-73
11-18-94	Victorian All-Stars	H	W, 94-90
11-8-95	Athletes In Action	H	L, 82-90
11-15-95	Victorian All-Stars	H	W, 79-62
11-8-96	Geelong Supercats	H	W, 67-61
11-15-96	Bulgaria	H	W, 81-40
11-6-97	Double Pump	H	W, 76-67
11-14-97	Outback All-Stars	H	W, 60-62
11-6-98	California All-Stars	H	L, 75-84
11-11-98	Next Level	H	W, 81-68
11-8-99	Next Level	H	W, 78-70
11-12-99	Sports Tours	H	W, 94-61

8-9-00	Italian Oly. Team (Italy)	L	62-104
8-10-00	Angola Oly. Team (Italy)	L	75-77
8-11-00	Trieste (Italy)	L	90-62
8-13-00	Angola Oly. Team (Italy)	W	79-73
8-13-00	Austrian All-Stars (Italy)	W	87-62
(11-6-00)	Global Sports	H	W, 72-69
11-13-00	Angola Atletico	H	W, 92-52
11-15-01	Global Sports	H	W, 78-71
11-12-01	Sports Tours	H	W, 85-51
11-7-02	Global Sports	H	L, 69-78
11-15-02	Houston Sports	H	W, 81-71
11-6-03	Global Sports	H	L, 64-68
11-17-03	SE All-Stars	H	W, 77-64
11-9-04	EA All-Stars	H	W, 62-52
11-15-04	Houston Sports	H	W, 124-78
11-10-05	EA Sports	H	W, 74-54
11-15-05	LSU-Shreveport	H	W, 122-58
11-9-06	EA Sports	H	W, 70-65
11-15-06	Louisiana College	H	W, 94-41
9-1-07	Guelph (Canada)	A	W, 82-60
9-2-07	York (Canada)	A	W, 101-67
9-3-07	Toronto (Canada)	A	W, 82-55
11-1-07	Belhaven	H	W, 108-57
11-6-07	EA Sports	H	W, 72-68
5-19-11	Virtus Frusion (Italy)	W	107-60
5-20-11	Anagni Basket (Italy)	W	99-77
5-21-11	Selezione Bas. Roma (Italy)	W	88-59
5-24-11	Elmec Varese (Italy)	W	87-62
5-25-11	Armani Junior (Italy)	W	82-51
5-26-11	Laghi-Gazzada (Italy)	W	92-74
11-5-12	UA Monticello	H	W, 80-66
11-6-13	Xavier (NO)	H	W, 80-45
11-7-14	Morehouse	H	W, 71-47
8-15-15	Newcastle A-S (Australia)	W	89-75
8-16-15	Sydney Kings (Australia)	L	95-97
8-18-15	Queensland A-S (Aust.)	W	91-88
8-20-15	Melbourne United (Aust.)	W	97-89
8-22-15	Melbourne United (Aust.)	L	64-82
11-6-15	Southwest Baptist	H	W, 98-72
11-7-16	Reinhardt	H	W, 113-80
10-31-17	Tulane	A	L, 74-84



Brandon Bass, 2005 SEC Player of the Year



# Series Records

## ALABAMA (71-108)

1916	H	L, 25-39	
1916	H	L, 25-44	
1916	A	W, 25-18	
1917	H	W, 34-7	
1917	A	W, 38-9	
1918	2-9	A	W, 28-25
1918	2-9	A	W, 30-11
1920	2-23	H	W, 44-19
1924	2-12	A	L, 8-44
1926	1-25	A	L, 15-26
1926	1-26	A	W, 28-22
1929	1-30	A	L, 16-38
1929	1-31	A	L, 28-37
1930	2-3	A	L, 20-37
1930	2-4	A	L, 22-28
1931	1-22	H	L, 26-40
1931	1-23	H	L, 28-37
1932	1-22	A	L, 25-34
1932	1-23	A	L, 25-37
1933	1-4	H	W, 32-27
1933	1-5	H	L, 36-40
1934	1-12	A	L, 33-36
1934	1-13	A	L, 29-37
1935	1-7	H	W, 34-32
1935	1-8	H	W, 41-39
1936	1-10	A	L, 25-37
1936	1-11	A	L, 34-43
1936	2-28	N	L, 30-52
1937	1-6	A	W, 43-33
1937	1-7	H	W, 47-27
1938	2-7	A	L, 33-41
1938	2-8	A	L, 32-33
1939	1-6	H	W, 33-29
1938	1-7	H	L, 30-39
1940	1-15	A	W, 33-28
1940	2-29	N	L, 25-51
1941	1-6	H	W, 37-28
1941	1-13	A	L, 32-36 OT
1942	1-12	A	L, 28-40
1942	2-27	N	L, 31-45 OT
1943	1-4	H	W, 36-32
1943	1-11	A	W, 32-29
1943	2-26	N	W, 47-41
1946	1-14	A	W, 48-26
1946	2-16	H	W, 44-30
1947	A	L, 38-45	
1947	H	W, 54-43	
1948	1-27	A	L, 43-49
1948	3-1	H	L, 32-37
1949	1-20	H	W, 51-44
1949	2-5	A	L, 45-56
1950	1-20	H	L, 52-60
1950	12-23	N	W, 64-58
1951	2-3	A	L, 69-94
1951	12-8	H	W, 68-61
1952	12-17	A	W, 58-45
1954	2-22	H	W, 79-61
1955	2-21	A	L, 51-71
1956	2-20	H	L, 59-77
1957	2-18	A	L, 70-82
1957	12-20	N	L, 50-60
1958	2-17	H	W, 58-49
1959	2-16	A	L, 84-89
1960	2-15	H	W, 66-53
1961	2-20	A	L, 60-68
1961	12-16	N	W, 72-63
1962	2-19	H	W, 69-60
1963	2-18	A	L, 71-75
1964	2-17	H	L, 70-72
1965	2-6	H	W, 67-64
1965	2-15	A	L, 78-90
1966	2-7	A	L, 62-66
1966	2-19	H	L, 73-81
1967	1-14	A	L, 74-76 OT
1967	2-18	H	L, 77-86
1967	12-30	H	W, 81-70
1968	2-17	A	W, 99-89
1969	1-4	A	L, 82-85
1969	2-8	H	W, 81-75
1970	1-3	H	W, 90-83
1970	2-7	A	L, 104-106
1971	1-4	A	L, 87-101
1971	2-6	H	W, 107-78
1972	1-10	H	L, 80-101
1972	2-12	A	L, 99-103 4 OT
1973	1-6	A	L, 66-77
1973	2-10	H	W, 72-70
1974	1-19	H	L, 79-80 OT
1974	2-18	A	L, 87-99
1975	1-18	A	L, 67-93
1975	2-17	H	L, 76-80
1976	1-17	A	L, 75-113
1976	2-14	H	L, 74-78
1977	1-8	A	L, 77-80
1977	2-5	H	L, 70-77 OT

1978	1-4	A	L, 67-70
1978	3-6	H	W, 103-85
1979	1-10	A	L, 76-90
1979	2-22	H	W, 86-66
1980	1-7	H	L, 56-57
1980	2-6	A	W, 68-66 OT
1980	2-29	N	W, 73-66
1981	1-14	A	W, 59-56
1981	2-11	H	W, 70-57
1982	1-13	A	L, 86-109
1982	2-10	H	W, 73-68
1983	1-22	A	L, 70-75
1983	2-19	H	L, 67-71
1984	1-21	H	W, 85-84
1984	2-17	A	L, 49-51 OT
1984	3-8	N	L, 70-72 OT
1984	12-30	H	W, 63-61
1985	1-9	A	L, 67-79
1986	1-9	A	L, 67-83
1986	2-9	H	L, 71-80
1987	1-15	A	L, 65-69
1987	2-14	H	L, 52-60
1987	3-8	N	L, 62-69
1988	1-20	H	W, 67-52
1988	2-20	A	L, 59-72
1989	1-21	H	W, 80-76
1989	2-22	A	L, 72-87
1990	1-21	A	L, 55-70
1990	2-21	H	W, 75-69
1991	1-15	A	W, 90-80
1991	2-17	H	W, 88-81
1992	1-14	A	W, 89-81
1992	2-29	H	W, 73-65
1993	1-6	A	L, 67-77
1993	2-23	H	W, 76-68
1994	1-19	H	L, 67-71
1994	2-8	A	L, 66-75
1995	1-17	A	W, 74-61
1995	2-11	H	L, 66-74
1996	1-6	H	W, 99-77
1996	2-17	A	L, 73-76
1997	1-25	A	L, 66-75
1997	2-15	H	L, 72-78
1998	1-7	H	L, 57-60
1998	2-21	A	L, 60-69
1999	1-13	H	W, 71-70
1999	2-10	A	L, 71-72 3 OT
2000	1-5	H	W, 78-66
2000	2-5	A	W, 93-60
2001	1-6	H	L, 73-82
2001	2-3	A	L, 66-76
2002	1-5	A	L, 74-76
2002	2-2	H	L, 48-57
2003	2-1	A	L, 66-75
2003	3-8	H	W, 66-62
2004	1-10	H	W, 70-66
2004	1-31	A	W, 60-54
2005	1-8	A	L, 58-73
2005	2-22	H	W, 61-59
2006	1-21	H	W, 68-57
2006	2-4	A	L, 62-67
2007	1-9	A	L, 61-71
2007	1-31	H	L, 70-73
2008	2-2	A	L, 72-81
2008	3-5	H	W, 80-74
2009	1-11	A	L, 59-65
2009	2-8	H	W, 76-62
2010	1-9	H	L, 49-66
2010	1-27	A	L, 38-57
2011	1-29	A	L, 46-70
2011	2-17	H	L, 56-67
2012	1-11	A	L, 53-69
2012	2-11	H	W, 67-58
2013	2-9	A	L, 57-60
2013	2-23	H	W, 97-94 3 OT
2014	1-25	A	L, 80-82
2014	3-13	N	W, 68-56
2015	2-7	H	W, 71-60
2016	1-23	A	W, 72-70
2016	2-17	H	L, 69-78
2017	1-14	H	L, 66-81
2017	2-18	A	L, 71-90
2018	1-13	H	L, 66-74
2018	2-13	A	L, 80-65

**LSU at home: LSU leads, 48-33**  
**at Alabama: Alabama leads, 69-18**  
**at Neutral sites: Alabama leads, 6-5**

## ALCORN STATE (4-0)

1980	3-9	N	W, 98-88
1999	12-11	H	W, 71-64
2008	11-20	H	W, 77-45
2017	11-10	H	W, 99-59

## AMERICAN (1-0)

2016	12-22	H	W, 79-61
------	-------	---	----------

## APPALACHIAN STATE (1-0)

1979	3-10	N	W, 71-57
------	------	---	----------

## ARIZONA (3-3)

1990	12-8	H	W, 92-82
1991	12-7	A	L, 67-87
1999	2-13	A	L, 71-78
2000	1-29	H	W, 86-60
2000	12-20	A	L, 75-88
2002	12-21	H	W, 66-65

**LSU at home: LSU leads, 3-0**  
**at Arizona: Arizona leads, 3-0**

## ARIZONA STATE (0-2)

2007	11-21	N	L, 84-87 OT
2009	11-27	N	L, 52-71

## ARKANSAS (30-35)

1949	12-9	H	W, 62-46
1951	2-15	N	L, 50-64
1958	12-9	N	W, 67-58
1961	12-21	N	L, 81-84 OT
1962	12-19	N	W, 72-70
1977	12-29	H	L, 62-67
1979	12-20	N	W, 56-55
1980	11-29	N	L, 76-86
1981	3-20	N	W, 72-56
1992	1-11	H	L, 90-101
1992	3-3	A	L, 92-106 OT
1993	2-2	H	L, 79-91
1993	3-3	A	L, 75-88
1994	1-11	A	L, 83-84
1994	3-2	H	L, 105-108 OT
1995	1-31	A	L, 81-105
1995	2-22	H	L, 90-92
1996	1-30	A	L, 68-76
1996	3-2	H	L, 79-94
1997	1-11	A	L, 57-82
1997	3-1	H	W, 66-64
1998	1-4	A	L, 59-62
1998	1-28	H	L, 68-85
1999	1-2	H	L, 75-80
1999	1-27	A	L, 64-86
2000	1-26	H	W, 96-75
2000	2-19	A	W, 78-67
2000	3-11	H	L, 67-69
2001	1-27	H	L, 52-59
2001	2-17	A	L, 70-87
2001	3-9	N	L, 72-77
2002	1-13	H	W, 75-69
2002	2-16	A	W, 67-63
2003	1-22	A	L, 65-73
2003	2-22	H	W, 75-56
2003	3-13	N	W, 85-56
2004	1-6	A	W, 66-55
2004	2-7	H	W, 65-52
2005	1-19	H	W, 66-63 OT
2005	2-12	A	L, 62-65
2006	1-11	A	W, 63-58
2006	2-8	H	W, 78-77
2007	1-20	A	L, 52-72
2007	2-10	H	W, 71-67
2008	1-26	H	L, 52-68
2008	2-20	A	L, 61-87
2009	1-31	H	W, 79-69
2009	2-18	A	W, 72-69
2010	2-10	A	L, 52-87
2010	2-24	H	W, 65-54
2011	1-12	H	W, 56-53
2011	2-12	A	L, 61-80
2012	1-14	A	L, 60-69
2012	2-4	H	W, 71-65
2012	3-8	N	W, 70-54
2013	2-27	H	W, 65-60
2014	2-1	H	W, 88-74
2014	2-15	A	L, 70-81
2015	3-7	A	W, 81-78
2016	1-16	H	W, 76-74
2016	2-23	A	L, 65-85
2017	1-21	A	L, 86-99
2017	2-11	H	L, 70-78
2018	1-10	A	W, 75-54
2018	2-3	H	W, 94-86

**LSU at home: LSU leads, 17-11**  
**At Arkansas: Arkansas leads, 19-7**  
**at Neutral Sites: LSU leads, 6-5**

## ARK.-MONTICELLO (1-0)

2006	12-22	N	W, 75-48
------	-------	---	----------

## ARKANSAS STATE (2-1)

1986	12-4	H	W, 73-61
1987	12-19	A	L, 52-66
1990	12-18	H	W, 98-74

## ARMY (1-1)

1970	3-21	N	L, 68-75
1978	12-21	N	W, 83-77

## AUBURN (85-69)

1912	2-10	A	L, 15-38
1916	2-10	A	L, 23-24
1917	2-13	A	W, 37-13
1918	1-18	H	W, 43-31
1918	1-19	H	W, 34-27
1920	2-13	A	L, 21-33
1929	1-28	A	W, 45-28
1929	1-29	A	W, 65-28
1930	2-7	H	W, 44-27
1930	2-8	H	W, 49-45
1932	2-8	H	L, 34-48
1932	2-9	H	L, 30-34

# Series Records

1982	2-17	A	L, 72-82
1983	1-29	H	L, 62-64
1983	2-26	A	W, 87-61
1984	1-27	A	L, 78-80
1984	2-25	H	W, 81-80
1985	1-26	H	W, 80-62
1985	2-27	A	W, 78-73
1985	3-7	N	L, 55-58
1986	2-4	A	W, 63-61
1986	2-26	H	L, 86-92
1987	1-28	H	W, 75-73
1987	3-1	A	L, 62-100
1988	2-3	A	W, 78-69
1988	3-5	H	L, 80-89
1989	1-7	H	W, 104-77
1989	2-8	A	W, 104-91
1990	1-6	A	W, 77-70
1990	2-7	H	W, 82-71
1990	3-9	N	L, 76-78
1991	1-12	A	W, 96-84
1991	2-13	H	W, 98-61
1991	3-8	N	L, 77-92
1992	1-8	A	W, 87-70
1992	2-22	H	W, 99-82
1993	1-9	H	W, 87-81
1993	2-13	A	W, 75-73
1994	1-8	H	W, 83-72
1994	2-12	A	L, 83-111
1995	1-11	A	W, 76-73
1995	2-25	H	W, 89-78
1996	1-21	A	L, 87-95
1996	2-24	H	W, 93-67
1997	1-22	H	W, 75-59
1997	2-8	A	L, 72-76
1998	1-14	H	W, 59-54
1998	2-14	A	L, 44-66
1999	1-9	H	L, 70-73
1999	2-6	A	L, 54-80
2000	2-9	H	W, 83-68
2000	3-1	A	W, 55-53
2001	1-13	A	L, 69-85
2001	2-10	H	L, 65-76
2002	1-19	H	W, 75-58
2002	3-2	A	W, 59-54
2003	2-8	A	L, 54-56
2003	2-26	H	W, 94-63
2004	2-18	H	L, 68-80
2004	3-6	A	L, 66-78
2005	2-9	H	W, 90-69
2005	2-26	A	W, 77-64
2005	3-11	N	W, 89-58
2006	2-1	H	W, 84-69
2006	2-18	A	W, 65-61
2007	1-13	H	W, 65-63
2007	2-28	A	L, 68-80
2008	1-16	H	L, 67-74
2008	1-30	A	W, 81-80
2009	2-21	H	W, 79-72
2009	3-7	A	L, 53-69
2010	1-20	H	L, 80-84
2010	2-27	A	L, 59-74
2011	1-8	A	W, 62-55
2011	3-5	H	L, 51-60
2012	1-17	H	W, 65-58 OT
2012	3-3	A	L, 52-67
2013	1-9	A	L, 63-68
2014	2-8	H	W, 87-80
2015	2-5	H	L, 77-81
2015	2-24	A	W, 84-61
2015	3-13	N	L, 70-73 OT
2016	2-2	A	W, 80-68
2017	1-18	A	L, 74-78
2017	2-21	H	L, 75-98
2018	1-27	A	L, 70-95

**LSU at home: LSU leads, 46-25**  
**at Auburn: Auburn leads, 38-35**  
**at Neutral Sites: Auburn leads, 6-4**

## BALL STATE (0-1)

2002	3-19	H	L, 65-75
------	------	---	----------

## BAYLOR (3-4)

1921	2-23	A	L, 20-32
1921	2-24	A	W, 34-33
1946	12-14	H	W, 61-34
1956	12-19	H	W, 84-76
1964	12-5	H	L, 72-84
1971	1-7	H	L, 83-90
1971	12-6	A	L, 77-81

**LSU at home: Tied, 2-2**  
**at Baylor: Baylor leads, 2-1**

## BELMONT (1-0)

1998	12-19	H	W, 82-63
------	-------	---	----------

## BETHUNE-COOKMAN (1-0)

2013	1-5	H	W, 79-63
------	-----	---	----------

## BIRMINGHAM SOUTHERN (4-0)

1951	12-5	H	W, 77-40
1952	12-5	H	W, 98-38
1956	12-6	H	W, 60-59
1958	12-4	H	W, 79-72

## BOISE STATE (1-1)

2011	12-10	H	W, 64-45
2012	12-14	A	L, 70-89

## BOSTON UNIVERSITY (2-0)

1973	12-30	H	W, 102-64
1979	12-28	H	W, 92-73

## BYU (1-1)

1960	12-30	N	L, 57-67
1992	3-19	N	W, 94-83

## BYU-HAWAII (2-0)

1985	11-30	A	W, 89-71
1986	12-31	A	W, 85-70

## BUTLER (2-0)

2009	3-19	N	W, 75-71
2013	12-1	N	W, 70-68 OT

## CALIFORNIA (2-1)

1975	11-29	H	W, 85-68
1976	12-22	A	W, 69-67
1993	3-18	N	L, 64-66

## CAL STATE FULLERTON (1-0)

2008	12-2	H	W, 84-63
------	------	---	----------

## CAL STATE-L.A. (1-0)

1989	12-8	H	W, 82-57
------	------	---	----------

## CAMPBELL (2-0)

1992	12-16	H	W, 93-71
2001	11-17	H	W, 83-59

## CANISIUS (0-2)

1946	12-21	A	L, 50-59
1947	12-13	A	L, 44-59

## CENTENARY (9-1)

1914	12-21	A	W, 38-17
1956	12-28	A	L, 75-83
1995	12-19	H	W, 65-63
1997	11-24	H	W, 59-41
1999	12-21	N	W, 80-52
2001	1-17	H	W, 85-44
2003	1-15	H	W, 112-65
2004	1-3	A	W, 66-63
2008	11-28	H	W, 64-58
2010	11-24	H	W, 78-36

**LSU at home: LSU leads, 6-0**  
**at Centenary: LSU leads, 2-1**  
**at Neutral Sites: LSU leads, 1-0**

## CENTRAL CONN. STATE (1-0)

1993	1-20	H	W, 86-53
------	------	---	----------

## CENTRAL MICHIGAN (1-0)

2010	12-11	H	W, 59-55
------	-------	---	----------

## CHAMINADE (3-0)

1982	11-26	A	W, 75-62
1988	12-29	A	W, 94-79
2007	11-20	A	W, 78-72

## CHAPMAN (1-0)

1990	12-7	H	W, 101-68
------	------	---	-----------

## CHARLESTON (2-1)

2014	12-22	H	W, 71-47
2015	11-30	A	L, 58-70
2016	12-19	H	W, 75-65

## CHATTANOOGA (1-0)

2012	12-11	H	W, 80-67
------	-------	---	----------

## CINCINNATI (0-1)

2005	12-23	N	L, 72-75
------	-------	---	----------

## CITY COLLEGE OF NY (1-0)

1975	11-28	H	W, 109-73
------	-------	---	-----------

## CLEMSON (3-3)

1955	12-28	N	L, 95-100
1966	12-29	N	L, 82-92
1968	1-24	H	W, 104-81
1968	12-7	A	W, 86-85
1969	12-20	N	W, 111-103
2014	11-24	N	L, 61-64

**LSU at home: LSU leads, 1-0**  
**at Clemson: LSU leads, 1-0**  
**at Neutral Sites: Clemson leads, 3-1**

## CLEVELAND STATE (1-0)

1982	12-18	H	W, 115-77
------	-------	---	-----------

## COASTAL CAROLINA (0-2)

2010	12-13	H	L, 69-78 OT
2011	11-15	A	L, 63-71

## COLGATE (2-0)

1978	12-29	H	W, 100-73
1980	11-28	N	W, 79-61

## CONNECTICUT (1-3)

1991	3-14	N	L, 62-79
2006	1-7	A	L, 66-67
2007	1-6	H	W, 66-49
2009	11-25	N	L, 55-81

## COPPIN STATE (0-1)

1994	12-22	H	L, 66-69
------	-------	---	----------

## CORNELL (3-0)

1962	12-28	N	W, 55-48
1975	12-23	H	W, 87-71
1995	12-30	H	W, 70-60

## CREIGHTON (0-1)

1964	12-20	N	L, 79-93
------	-------	---	----------

## DAYTON (0-2)

1984	3-16	N	L, 66-74
1995	11-26	N	L, 73-86

## DELAWARE (1-0)

1979	12-29	H	W, 92-64
------	-------	---	----------

## DELAWARE STATE (1-0)

2002	12-3	H	W, 65-44
------	------	---	----------

## DENISON (1-0)

1987	1-1	N	W, 99-45
------	-----	---	----------

## DENVER (1-0)

1964	12-18	N	W, 88-82
------	-------	---	----------

## DEPAUL (3-3)

1940	2-5	A	L, 28-53
1970	12-26	N	W, 91-72
1975	12-30	H	L, 67-70
1977	12-21	H	W, 68-67
1980	1-20	A	L, 73-78
1987	3-20	N	W, 63-58

## DRAKE (1-0)

1993	1-2	H	W, 94-86
------	-----	---	----------

## DUKE (2-5)

1930	3-3	N	L, 34-43
1960	12-3	A	L, 74-80
1974	12-20	N	W, 105-95
1991	2-10	A	L, 70-88
1992	2-8	H	L, 67-77
1992	12-22	N	L, 67-96
2006	3-23	N	W, 62-54

**LSU at home: Duke leads, 1-0**  
**at Duke: Duke leads, 2-0**  
**at Neutral Sites: Tied, 2-2**

## DUQUESNE (1-0)

1968	12-30	N	W, 94-91
------	-------	---	----------

## EVANSVILLE (0-1)

1964	12-19	A	L, 73-93
------	-------	---	----------

## FAIRLEIGH-DICKINSON (1-0)

1975	12-22	H	W, 93-70
------	-------	---	----------

## FLORIDA (63-46)

1947	2-28	N	W, 60-45
1948	1-5	H	L, 36-38
1948	12-11	A	W, 52-50
1949	12-17	H	W, 73-49
1950	3-2	N	W, 66-57
1950	12-9	A	W, 77-59
1952	2-23	H	W, 65-57
1952	3-1	N	W, 77-69
1953	2-10	A	W, 68-56
1954	1-11	H	W, 91-59
1955	1-10	A	L, 73-78
1956	1-9	H	W, 91-90
1957	1-8	A	L, 50-74
1958	1-6	H	L, 57-81
1959	1-5	A	L, 63-69
1960</			

# Series Records

1988	1-27	A	L, 50-61
1988	3-6	H	W, 86-69
1988	12-10	A	W, 111-101
1989	3-1	H	L, 95-104
1990	1-27	H	W, 70-52
1990	2-27	A	L, 63-76
1991	1-26	H	W, 76-66
1991	2-27	A	W, 79-66
1992	2-5	A	W, 70-50
1993	1-16	H	W, 85-81
1994	1-5	A	L, 73-74
1995	1-3	H	W, 70-66
1996	1-27	A	L, 70-73
1997	1-8	H	W, 88-82 OT
1998	1-17	A	W, 66-63
1999	1-20	H	L, 58-77
1999	3-4	N	L, 75-97
2000	1-12	A	L, 57-82
2001	2-13	H	L, 74-81 OT
2002	1-16	A	L, 70-102
2003	1-28	H	L, 53-70
2003	3-14	N	W, 65-61
2004	2-14	A	W, 73-70
2005	2-19	H	W, 77-73
2006	2-11	A	L, 62-71
2006	3-11	N	L, 65-81
2007	2-24	H	W, 66-56
2008	2-13	A	W, 85-73
2009	2-24	H	W, 81-75
2010	1-16	A	L, 58-72
2011	2-20	H	L, 61-68
2012	1-21	A	L, 64-76
2013	1-12	H	L, 52-74
2013	3-15	N	L, 58-80
2014	3-1	A	L, 61-79
2015	1-20	A	W, 79-61
2015	2-21	H	W, 70-63
2016	1-9	A	L, 62-68
2016	2-27	H	W, 96-91
2017	1-25	H	L, 106-71
2018	2-7	A	L, 73-64

**LSU at home: LSU leads, 36-14**  
**at Florida: Florida leads, 29-19**  
**at Neutral Sites: LSU leads, 8-3**

## FLORIDA STATE (3-2)

1957	12-18	H	W, 67-65
1958	12-27	A	L, 67-82
1959	12-1	H	W, 89-78
1967	12-16	N	L, 100-130
2004	12-30	N	W, 67-50

## FORDHAM (1-0)

1953	12-28	N	W, 65-49
------	-------	---	----------

## FRESNO STATE (1-2)

1996	12-28	H	W#, 79-75
1997	11-26	A	L, 65-90
1999	11-28	N	W, 95-85

## FURMAN (0-1)

1960	12-29	A	L, 55-56 3OT
------	-------	---	--------------

## GARDNER-WEBB (2-0)

2014	11-15	H	W, 93-82
2015	12-16	H	W, 78-57

## GEORGE MASON (1-0)

1993	12-3	H	W, 127-104
------	------	---	------------

## GEORGETOWN (4-2)

1970	3-15	N	W, 83-82
1972	1-6	H	W, 90-71
1980	11-30	N	W, 76-67
1986	2-2	A	L, 72-74
1988	3-18	N	L, 63-66
1989	1-28	N	W, 82-80

## GEORGIA (64-47)

1920	2-11	A	L, 15-32
1935	12-23	H	W, 46-34
1939	3-2	N	W, 50-28
1943	2-2	A	W, 54-39
1946	3-2	N	W, 60-41
1951	2-6	A	L, 65-68
1952	1-18	H	W, 98-60
1953	1-19	A	W, 55-50
1954	1-8	H	W, 97-62
1954	1-9	H	W, 100-53
1955	1-8	A	L, 70-76 OT
1955	12-29	N	W, 91-86

1956	1-7	H	W, 96-77
1957	1-6	A	L, 70-78
1958	1-4	H	L, 56-59
1958	12-29	N	W, 63-60
1959	1-3	A	W, 79-66
1959	12-29	N	L, 67-79
1960	1-4	H	W, 81-77
1961	1-9	A	L, 66-80
1962	1-8	H	W, 76-57
1963	1-7	A	L, 67-76 OT
1964	1-4	H	W, 81-63
1965	1-2	H	W, 70-69
1966	1-1	A	L, 59-82
1967	1-9	H	W, 87-85
1967	2-13	A	L, 65-78
1968	1-8	A	W, 79-76
1968	2-12	H	L, 73-78
1968	12-21	H	W, 98-89
1969	3-8	A	W, 90-80 2OT
1970	2-18	H	W, 88-86
1970	3-7	A	W, 99-88
1970	12-21	H	W, 97-76
1971	3-6	A	W, 69-66
1971	12-20	A	L, 95-115
1972	1-22	H	W, 69-68
1972	12-16	H	L, 62-66
1973	1-20	A	W, 56-55
1974	1-21	H	W, 90-83
1974	2-23	A	W, 84-79
1975	1-20	A	W, 90-89
1975	2-22	H	W, 96-90 OT
1976	1-24	H	L, 79-83
1976	2-21	A	L, 70-75
1977	1-17	H	W, 97-77
1977	2-14	A	W, 75-69
1978	1-7	H	W, 96-78
1978	2-4	A	W, 89-68
1979	1-3	H	W, 97-75
1979	1-27	A	L, 88-93
1980	1-12	A	L, 72-73 2OT
1980	2-9	H	W, 96-77
1981	1-17	H	W, 78-65
1981	2-14	A	W, 64-62
1981	3-6	N	L, 60-68
1982	1-16	A	W, 54-53
1982	2-13	H	L, 51-57
1983	1-8	H	W, 60-56
1983	2-5	A	W, 70-59
1984	1-5	A	W, 81-77
1984	2-4	H	W, 69-68 OT
1985	1-2	A	W, 79-74
1985	2-2	H	L, 58-59
1986	1-2	H	W, 85-73
1986	2-1	A	L, 76-92
1987	1-10	H	L, 63-64 OT
1987	2-11	A	L, 57-63
1987	3-7	N	W, 89-88 2OT
1988	1-16	A	L, 50-59
1988	2-17	H	W, 63-62
1989	1-25	A	W, 80-79
1989	2-20	H	W, 97-83
1990	1-24	H	L, 92-94 OT
1990	2-25	A	L, 85-86
1991	1-7	H	W, 83-76
1991	2-8	A	W, 89-86
1992	2-11	H	L, 62-64
1993	2-27	A	L, 78-81
1994	2-19	H	L, 84-100
1994	3-10	N	L, 70-83
1995	2-18	A	L, 89-98
1996	2-7	H	L, 82-85
1997	2-22	A	L, 59-82
1997	3-6	N	L, 54-75
1998	1-24	H	L, 52-61
1999	2-20	A	L, 57-59
2000	1-19	H	W, 61-57
2001	1-21	A	L, 63-68
2001	3-8	N	W, 63-62
2002	2-23	H	L, 54-55
2002	3-8	N	W, 78-76
2003	1-5	A	L, 63-89
2004	1-28	H	W, 63-59
2005	2-2	A	W, 95-79
2006	1-25	H	W, 81-52
2007	1-28	A	L, 54-57
2008	3-2	H	W, 71-64
2009	2-4	A	W, 80-62
2010	3-6	H	W, 50-48
2011	3-2	A	L, 53-73
2012	2-22	H	W, 61-53
2013	1-19	A	L, 58-67
2013	3-14	N	W, 68-63
2014	2-6	A	L, 78-91
2014	3-8	H	L, 61-69
2015	1-10	H	W, 87-84 2OT
2016	1-26	H	W, 89-85
2017	2-25	A	L, 80-82
2018	1-16	H	L, 60-61

2018	2-24	A	L, 82-93
------	------	---	----------

**LSU at home: LSU leads, 35-15**  
**at Georgia: Georgia leads, 28-21**  
**at Neutral Sites: LSU leads, 8-4**

## GEORGIA STATE (1-0)

1994	12-28	H	W, 105-70
------	-------	---	-----------

## GEORGIA TECH (21-14)

1927	2-10	H	W, 29-27
1932	2-26	A	W, 36-33
1938	2-4	H	W, 47-35
1939	2-9	A	L, 35-37
1940	2-2	H	L, 33-34
1941	2-10	A	W, 43-41
1942	2-6	H	W, 54-41
1943	2-5	A	L, 44-45
1948	1-10	H	L, 40-52
1948	1-26	A	W, 54-46
1949	1-8	H	W, 65-59
1949	2-7	A	W, 72-63
1949	3-4	N	W, 55-53
1950	1-6	H	W, 63-52
1950	2-6	A	L, 58-85
1951	1-5	H	W, 68-49
1952	2-4	A	W, 73-51
1953	2-21	H	W, 76-52
1954	2-13	A	W, 89-54
1955	2-12	H	L, 72-79 OT
1956	2-13	A	L, 74-97
1957	2-11	H	L, 60-87
1958	2-10	A	L, 61-88
1959	2-9	H	L, 63-64
1960	2-8	A	L, 56-76
1961	2-11	H	W, 63-50
1962	2-10	A	W, 52-51
1963	2-9	H	W, 56-54
1964	2-7	A	L, 49-51
1986	3-20	N	W, 70-64
1986	12-14	H	W, 52-49
1987	3-13	N	W, 85-79
1987	12-16	A	L, 70-87
1990	3-17	N	L, 91-94
2011	11-20	N	W, 59-50

**LSU at home: LSU leads, 10-5**  
**at Georgia Tech: Tied, 8-8**  
**at Neutral Sites: LSU leads, 3-1**

## GRAMBLING STATE (3-0)

2000	11-20	H	W, 112-37
2008	12-13	H	W, 87-41
2011	12-29	H	W, 69-37

## HARDIN-SIMMONS (4-0)

1947	12-30	N	W, 62-46
1985	12-14	H	W, 87-71
1986	12-19	H	W, 77-71
1989	12-30	H	W, 100-66

## HAWAII (0-1)

1982	11-28	A	L, 66-68
------	-------	---	----------

## HAWAII-HILO (2-0)

1985	12-3	A	W, 70-61
2001	11-24	A	W, 64-62

## HAWAII-LOA (1-0)

1985	12-2	A	W, 77-68
------	------	---	----------

## HAWAII-PACIFIC (2-0)

1982	11-27	A	W, 98-76
1985	12-1	A	W, 101-89

## HOLY CROSS (1-1)

1953	3-14	N	W, 81-73
1953	12-29	N	L, 56-66

## HOUSTON (9-10)

1962	12-22	N	W, 74-73
1965	12-15	N	L, 87-110
1971	12-27	A	L, 66-100
1981	12-29	N	L, 69-73
1983	12-6	H	L, 91-100
1984	12-8	A	L, 73-81
1997	12-30	H	W, 72-50
1998	11-30	A	L, 55-67
2000	11-28	A	W, 61-59

2001	12-20	H	W, 73-69
2003	1-8	H	W, 80-51
2003	12-30	A	L, 52-60
2004	12-21	A	L, 72-81
2005	11-29	H	L, 83-84
2010	11-30	H	W, 73-57
2011	11-29	A	W, 59-58
2015	12-13	A	L, 98-105 OT
2016	11-29	H	W, 84-65
2017	12-13	H	W, 80-77

**LSU at home: LSU leads, 6-2**  
**at Houston: Houston leads, 6-2**  
**at Neutral Sites: Houston leads, 2-1**

## HOUSTON BAPTIST (2-0)

1983	12-19	H	W, 60-59
2012	12-28	H	W, 75-58

## HOWARD (1-0)

1999	12-27	H	W, 81-55
------	-------	---	----------

## ILLINOIS (0-2)

1988	12-22	H	L, 100-127
199			



# Series Records

1955	12-3	H	L, 52-62
1956	1-14	A	L, 65-107
1957	1-12	H	L, 46-51
1958	1-11	A	L, 52-97
1959	1-10	H	L, 61-76
1960	1-9	A	L, 45-77
1961	1-13	H	W, 73-59
1962	1-12	A	L, 63-84
1963	1-11	H	L, 56-63
1964	1-10	A	L, 84-103
1965	1-9	H	L, 66-79
1966	1-24	A	L, 85-111
1967	1-28	A	L, 72-102
1967	2-4	H	L, 84-105
1968	1-27	H	L, 95-121
1968	2-3	A	L, 96-109
1969	1-25	H	L, 96-108
1969	2-22	A	L, 89-103
1970	1-24	A	L, 96-109
1970	2-21	H	L, 105-121
1971	1-23	H	L, 79-82
1971	2-20	A	L, 73-110
1972	1-29	A	L, 71-89
1972	2-26	H	W, 88-71
1973	1-27	H	L, 71-86
1973	2-24	A	L, 76-94
1974	1-5	H	W, 95-84
1974	2-4	A	L, 70-73
1975	1-4	A	L, 80-115
1975	2-3	H	L, 76-77
1976	2-2	A	L, 71-85
1976	3-1	H	L, 70-85
1977	1-22	A	L, 72-87
1977	2-19	H	L, 76-90
1978	1-14	A	L, 76-96
1978	2-11	H	W, 95-94 OT
1979	1-6	A	W, 93-89
1979	2-3	H	W, 70-61
1979	3-2	N	L, 67-80
1980	1-28	A	W, 65-60
1980	2-24	H	L, 74-76 OT
1980	3-1	N	W, 80-78
1981	1-19	H	W, 81-67
1981	3-1	A	L, 71-73
1982	1-25	A	L, 65-76
1982	2-27	H	W, 94-78
1983	1-5	A	L, 50-52
1983	3-5	H	W, 74-60
1984	1-7	H	L, 80-96
1984	3-5	A	L, 68-90
1985	1-31	A	L, 43-53
1985	3-2	H	W, 67-61
1986	1-29	H	L, 52-54
1986	3-1	A	L, 57-68
1986	3-7	A	L, 58-61
1986	3-22	N	W, 59-57
1987	1-18	A	W, 76-41
1987	2-21	H	W, 65-52
1988	1-23	H	L, 61-76
1988	2-24	A	L, 69-95
1988	3-12	H	L, 80-86
1989	1-14	A	W, 64-62
1989	2-15	H	W, 99-80
1990	1-13	H	W, 94-81
1990	2-15	A	L, 95-100
1991	1-5	A	L, 80-93
1991	2-5	H	W, 107-88
1992	2-2	H	W, 74-53
1992	3-14	N	L, 74-80
1993	1-26	A	L, 67-105
1993	3-14	A	L, 65-82
1994	2-15	H	L, 95-99
1995	3-4	A	L, 80-127
1996	1-16	H	L, 97-129
1997	2-12	A	L, 48-84
1998	2-4	H	L, 61-63
1999	1-30	A	L, 62-86
2000	2-13	H	W, 70-57
2001	2-21	A	L, 61-84
2002	2-9	H	L, 56-68
2003	2-15	A	L, 57-68
2004	2-29	H	L, 64-70
2005	1-22	A	L, 58-89
2005	3-12	N	L, 78-79 OT
2006	2-25	H	W, 71-67
2007	2-20	A	L, 63-70
2008	2-16	H	L, 63-67
2009	2-28	A	W, 73-70
2009	3-13	N	W, 67-58
2010	2-6	H	L, 55-81
2011	1-15	A	L, 44-82
2012	1-28	H	L, 50-74
2012	3-9	N	L, 51-60
2013	1-26	A	L, 70-75
2014	1-28	H	W, 87-82
2014	2-22	A	L, 76-77 OT

2014	3-14	N	L, 67-85
2015	2-10	H	L, 69-71
2016	1-5	H	W, 85-67
2016	3-5	A	L, 77-94
2017	2-7	A	L, 85-92
2018	1-3	H	L, 71-74

**LSU at home: Kentucky leads, 30-18**  
**at Kentucky: Kentucky leads, 44-5**  
**at Neutral Sites: Kentucky leads, 15-3**

## LAFAYETTE (PA.) (2-0)

1957	12-19	N	W, 80-72
1996	12-30	H	W, 64-43

## LAMAR (3-1)

1981	3-14	N	W, 100-78
1985	12-16	A	W, 74-57
1989	12-4	H	W, 116-76
1997	12-1	H	L, 64-70

## LEBANON VALLEY (1-0)

1953	3-13	N	W, 89-76
------	------	---	----------

## LONG ISLAND (0-1)

1947	12-15	A	L, 47-67
------	-------	---	----------

## LOUISIANA COLLEGE (28-6)

1913	12-19	A	W, 17-15
1914	1-17	H	W, 27-24
1915	1-23	H	W, 30-4
1916		H	W, 14-11
1916		H	W, 20-19
1920	1-16	A	W, 35-20
1920	1-30	H	W, 63-19
1920	1-31	H	W, 39-15
1922	1-13	H	W, 52-26
1922	1-14	H	W, 50-22
1923	1-10	H	W, 23-22
1923	1-11	H	W, 33-22
1925	1-14	A	W, 23-17
1925	1-15	A	L, 20-27
1925	1-28	H	W, 39-36
1925	1-29	H	W, 32-31
1926	1-11	H	W, 39-28
1926	1-12	H	W, 44-22
1927	1-21	A	L, 19-35
1927	1-22	A	W, 23-20
1928	2-10	H	W, 47-17
1928	2-11	H	W, 47-22
1929	1-14	A	W, 32-31
1929	1-15	A	L, 43-44
1930	1-3	A	L, 41-53
1930	1-4	A	L, 15-55
1953	12-7	H	W, 128-74
1954	12-1	H	W, 80-63
1955	12-1	H	L, 79-84
1956	12-3	H	W, 89-81
1957	12-6	H	W, 66-62
1958	12-11	H	W, 59-53
1959	12-4	H	W, 73-68
1995	12-23	H	W, 104-65

**LSU at home: LSU leads, 23-1**  
**at Louisiana College: Tied 5-5**

## LOUISIANA TECH (10-1)

1928	1-30	H	W, 40-23
1928	1-31	H	W, 37-28
1930	1-24	A	W, 37-31
1930	1-25	A	W, 42-27
1937	1-20	H	W, 54-24
1937	1-21	H	W, 35-34
1945	1-17	A	W, 43-38
1945	2-7	H	W, 83-56
1946	2-11	H	W, 58-43
1988	12-6	H	L, 109-111 OT
2006	12-23	H	W, 68-52

**LSU at home: LSU leads, 7-1**  
**at Louisiana Tech: LSU leads, 3-0**

## UL-LAFAYETTE (37-10)

1914	1-9	H	W, 44-7
1915	1-14	H	W, 29-6
1915	1-15	H	W, 39-16
1916		H	W, 44-14
1916		H	W, 69-13
1917		A	W, 33-20
1917		A	L, 13-21
1917		H	W, 50-13

1918	1-11	A	W, 36-7
1921	1-21	H	W, 47-11
1921	2-11	H	W, 61-8
1922	1-10	H	W, 41-8
1922	1-11	H	W, 29-17
1923	1-19	H	W, 25-22
1924	1-19	H	L, 12-15
1924	1-21	H	L, 14-26
1925	1-9	H	W, 30-19
1925	1-10	H	W, 22-17
1926	1-8	A	W, 25-13
1926	1-9	A	W, 31-29
1927	2-21	H	W, 34-22
1927	2-22	H	W, 29-12
1928	1-6	H	W, 40-17
1928	1-7	H	W, 36-17
1929	1-7	H	W, 23-17
1929	1-8	H	W, 29-22
1929	2-11	A	L, 34-36
1929	2-12	A	L, 23-25
1931	1-30	H	L, 26-40
1931	1-31	H	L, 29-34
1932	1-8	H	W, 44-23
1932	1-9	H	W, 50-35
1934	12-18	H	W, 54-30
1935	12-18	H	W, 43-28
1936	12-16	H	W, 44-19
1937	12-13	H	W, 31-26
1940	12-10	H	L, 30-39
1944	2-19	H	L, 40-62
1944	2-21	H	L, 37-60
1945	1-6	H	W, 44-42
1945	1-24	A	W, 59-44
2001	12-4	H	W, 83-65
2004	11-21	H	W, 83-69
2005	12-17	H	W, 81-62
2008	12-31	H	W, 81-79
2009	12-1	H	W, 66-58
2018	3-14	H	W, 84-76

**LSU at home: LSU leads, 32-7**  
**at UL-Lafayette: LSU leads, 5-3**

## LOUISIANA-MONROE (6-0)

1991	11-22	H	W, 77-76
2000	11-20	H	W, 92-49
2003	11-29	H	W, 96-65
2006	11-19	H	W, 88-57
2009	11-13	H	W, 82-62
2013	12-14	H	W, 61-54

## LOUISVILLE (1-8)

1948	12-21	A	L, 44-79
1949	12-22	A	L, 65-75
1960	12-21	A	L, 53-72
1961	12-29	N	W, 84-70
1980	3-16	N	L, 66-86
1986	3-29	N	L, 77-88
1991	12-21	H	L, 92-93
1994	2-23	A	L, 64-82
1996	12-7	N	L, 87-93 OT

**LSU at home: Louisville leads, 2-0**  
**at Louisville: Louisville leads, 3-0**  
**at Neutral Sites: Louisville leads, 3-1**

## LOYOLA (CHICAGO) (2-0)

1982	12-6	H	W, 97-80
1984	11-28	H	W, 102-96

## LOYOLA MARYMOUNT (2-0)

1990	2-3	H	W, 148-141 OT
1990	12-20	H	W, 122-114

## LOYOLA-NO (37-15)

1921	1-10	H	W, 74-12
1924	1-24	H	W, 27-20
1924	1-25	H	W, 17-15
1924	2-25	A	W, 34-28
1924	2-26	A	W, 37-4
1925	1-21	H	W, 30-13
1925	1-22	H	W, 32-18
1925	3-3	A	W, 26-15
1927	1-28	H	L, 15-16
1927	1-29	H	W, 42-18
1927	2-11	A	L, 26-41
1927	2-12	A	L, 19-27
1937	2-12	H	W, 46-31
1947	1-20	A	W, 44-43
1947	2-24	H	W, 61-47
1948	1-19	A	L, 42-49
1948	2-16	H	L, 45-46

1949	1-3	A	W, 56-52
1949	2-14	H	W, 63-41
1950	1-4	H	W, 62-56
1950	1-9	A	W, 51-47
1952	1-2	H	W, 77-60
1953	1-16	A	W, 58-52
1954	1-5	H	W, 69-65
1955	2-7	A	L, 68-75
1955	12-17	H	L, 65-71
1956	12-8	H	L, 73-77 OT
1956	12-22	A	L, 68-75
1957	12-23	A	L, 62-94
1958	1-29	H	L, 70-82
1958	12-17	H	W, 78-68
1959	1-27	A	W, 70-68
1959	12-10	H	L, 65-66 OT
1960	1-27	A	L, 64-74
1960	12-1	H	W, 73-59
1961	1-25	A	W, 51-49
1961	11-26	H	W, 57-48
1962	2-1	A	W, 77-61
1962	12-3	H	W, 79-66
1963	1-30	A	W, 72-69
1963	12-2	H	

# Series Records

2015 11-13 H W, 81-70

**LSU at home: LSU leads, 23-0**  
**At McNeese St.: LSU leads, 1-0**

## MEMPHIS (3-4)

1972 1-12 A L, 65-82  
1972 12-5 H W, 94-81  
1986 3-15 H W, 83-81  
1992 12-23 N L, 66-70  
2010 11-21 N L, 61-70  
2013 11-29 N L, 69-76  
2017 12-28 A W, 71-61

**LSU at home: LSU leads, 2-0**  
**at Memphis: Tied, 1-1**  
**at Neutral Sites: Memphis leads 3-0**

## MERCER (3-0)

1920 2-12 A W, 33-22  
1992 12-5 H W, 92-48  
2001 11-24 N W, 64-62

## MIAMI (FLA.) (1-3)

1950 12-11 A L, 62-68  
1952 12-11 H W, 86-58  
1957 12-11 H L, 65-73  
2001 12-27 N L, 61-68

## MICHIGAN (1-2)

1995 12-5 H L, 68-69  
1996 12-15 N L, 59-70  
2017 11-20 N W, 77-75

## MICHIGAN STATE (0-1)

1979 3-16 N L, 71-87

## MIDDLE TENNESSEE ST. (1-0)

Nov. 27, 1991 H W, 96-65

## MILLSAPS (5-0)

1917 H W, 95-6  
1917 A W, 57-11  
1918 2-6 A W, 66-10  
1923 2-5 H W, 32-10  
1923 2-6 H W, 34-23

## OLE MISS (121-88)

1910 2-4 H W, 39-14  
1910 2-5 H W, 25-4  
1912 1-15 H W, 27-15  
1912 1-16 H W, 33-11  
1916 2-21 H W, 55-29  
1921 2-18 H L, 22-23  
1921 2-19 H W, 46-13  
1926 1-15 H W, 27-24  
1926 1-16 H L, 19-43  
1927 1-14 H L, 16-36  
1927 1-15 H W, 22-21  
1928 1-13 H W, 20-17  
1928 1-14 H W, 36-25  
1928 1-25 A L, 23-33  
1928 1-26 A W, 34-33  
1928 2-25 N L, 28-55  
1929 1-11 H L, 21-42  
1929 1-12 H L, 17-34  
1929 1-18 A L, 24-28  
1929 1-19 A L, 25-30  
1930 1-10 A L, 27-31  
1930 1-11 A W, 31-21  
1930 1-17 H L, 24-47  
1930 1-18 H L, 29-32  
1931 1-15 A W, 26-24  
1931 1-16 A L, 29-30  
1932 1-15 A W, 37-34  
1932 1-16 A L, 22-24  
1932 1-29 H W, 55-53  
1932 1-30 H L, 33-35  
1933 1-13 A L, 37-40  
1933 1-14 A L, 32-34  
1933 2-13 H W, 53-33  
1933 2-14 H W, 50-33  
1934 2-12 H W, 52-33  
1934 2-13 H W, 49-39  
1935 2-4 H W, 47-32  
1935 2-5 H W, 47-33  
1936 1-31 H W, 54-37  
1936 2-1 H L, 46-51  
1936 2-14 A L, 47-59  
1936 2-15 A L, 51-69

1937 1-13 A L, 47-50  
1937 1-14 A L, 27-40  
1938 1-14 H L, 48-59  
1938 1-15 H L, 44-47  
1938 3-4 H L, 41-68  
1939 1-9 A W, 42-41  
1939 1-10 A W, 42-34  
1939 2-13 H W, 50-48  
1939 2-14 H W, 59-18  
1940 1-12 A W, 51-47  
1940 2-10 H L, 33-45  
1941 1-10 A W, 56-32  
1941 2-3 H W, 67-39  
1942 1-6 A W, 56-35  
1942 1-17 H L, 42-51  
1943 1-8 A W, 54-34  
1943 1-16 H W, 51-39  
1946 1-12 A W, 53-23  
1946 2-4 H W, 60-35  
1946 3-1 N W, 69-34  
1947 1-10 A W, 54-43  
1947 2-3 H W, 63-43  
1947 2-27 N W, 61-36  
1948 2-2 A L, 37-49  
1948 2-23 H W, 52-50  
1949 1-31 A W, 58-48  
1949 2-12 H W, 49-38  
1949 12-19 H W, 74-61  
1950 1-28 A L, 65-75  
1950 12-16 A L, 67-72  
1951 2-17 H L, 48-69  
1951 3-2 N W, 62-57  
1951 12-13 A W, 81-69  
1952 1-30 A L, 65-68  
1952 2-18 H W, 78-67  
1952 2-29 N W, 75-60  
1953 1-12 A W, 67-66  
1953 2-23 H W, 63-48  
1954 2-1 H W, 53-52  
1954 3-1 A W, 76-53  
1955 1-31 A L, 69-89  
1955 2-28 H W, 68-65  
1956 2-6 H W, 100-76  
1956 2-27 A L, 70-81  
1957 2-2 A L, 73-79  
1957 2-23 H L, 76-83  
1958 2-3 H L, 63-76  
1958 2-24 A L, 78-85  
1958 12-30 N W, 69-55  
1959 2-2 A L, 69-80  
1959 2-23 H W, 99-93  
1960 2-1 H L, 61-76  
1960 2-22 A L, 70-90  
1961 2-6 A W, 75-69  
1961 2-27 H L, 46-48  
1962 2-5 H W, 70-59  
1962 2-26 A L, 68-74  
1963 2-4 A L, 48-60  
1963 2-25 H W, 80-61  
1964 2-1 H W, 77-67  
1964 2-22 A W, 86-80  
1965 2-1 A W, 58-56  
1965 2-22 H W, 60-56  
1966 1-3 A L, 80-81  
1966 2-12 H W, 92-68  
1966 12-19 A L, 67-74  
1967 2-25 H L, 77-89  
1967 12-19 H W, 81-68  
1968 2-24 A L, 85-87  
1969 2-1 H L, 81-84 OT  
1969 3-1 A L, 76-78  
1970 1-31 H W, 109-86  
1970 2-28 A W, 103-90  
1971 1-30 H L, 90-113  
1971 2-27 A L, 54-62  
1972 2-5 H W, 67-66  
1972 3-4 A L, 78-101  
1973 2-3 A L, 59-84  
1973 3-3 H W, 70-69  
1974 2-2 A L, 63-77  
1974 3-4 H L, 74-82  
1975 2-1 H W, 94-86  
1975 3-8 A W, 91-86  
1976 1-10 H W, 100-75  
1976 2-7 A W, 67-57  
1977 1-3 H W, 75-68  
1977 3-5 A L, 68-90  
1978 1-28 A W, 74-61  
1978 2-25 H W, 94-75  
1979 1-20 A W, 70-69 OT  
1979 2-17 H W, 67-62  
1980 1-23 H W, 72-66  
1980 2-21 A W, 77-74  
1981 1-28 A W, 63-59  
1981 2-25 H W, 74-67  
1982 1-27 H W, 53-46

1982 2-24 A L, 61-74  
1982 3-4 N L, 52-59  
1983 1-15 A W, 71-68  
1983 2-12 H W, 72-63  
1984 1-14 H W, 93-70  
1984 2-12 A W, 65-61  
1984 12-5 H W, 89-64  
1985 1-17 A L, 65-68  
1986 1-13 H W, 86-68  
1986 2-15 A L, 57-58  
1987 1-5 A L, 63-73  
1987 2-4 H W, 82-75 OT  
1988 1-9 A W, 69-61 OT  
1988 2-10 H W, 78-57  
1989 2-1 H W, 105-75  
1989 3-4 A L, 112-113 OT  
1990 1-31 A W, 79-77  
1990 3-3 H W, 103-94  
1991 1-19 H W, 87-71  
1991 2-20 A W, 89-78  
1992 1-25 A W, 83-73  
1992 2-25 H W, 100-69  
1993 1-23 A L, 62-71  
1993 3-6 H W, 71-56  
1993 3-12 N W, 89-70  
1994 1-29 H W, 90-66  
1994 3-5 A L, 78-93  
1995 1-21 H W, 87-81 OT  
1995 2-15 A L, 90-102  
1996 2-3 H W, 71-66  
1996 2-28 A L, 48-75  
1997 2-5 H L, 73-79  
1997 2-26 A L, 68-74  
1998 1-21 A L, 58-80  
1998 2-18 H L, 57-83  
1999 2-3 H L, 66-82  
1999 2-27 A L, 57-79  
2000 2-16 A W, 97-53  
2000 3-4 H W, 64-60  
2001 2-7 A L, 33-50  
2001 2-28 H W, 78-77 OT  
2002 1-23 A L, 55-70  
2002 2-27 H W, 59-56  
2003 1-18 H L, 57-67  
2003 3-5 A W, 77-64  
2004 1-21 A L, 49-53  
2004 3-3 H W, 58-45  
2005 1-26 H W, 70-60  
2005 3-2 A W, 58-53  
2006 1-28 A W, 79-73  
2006 3-4 H W, 55-52  
2007 1-17 H W, 62-55  
2007 2-14 A L, 70-71  
2007 3-9 N L, 60-80  
2008 1-12 A L, 71-74  
2008 2-23 H W, 69-49  
2009 1-17 A W, 83-51  
2009 2-14 H W, 73-66  
2010 1-23 H L, 63-73  
2010 3-4 A L, 59-72  
2011 1-22 H L, 51-78  
2011 2-9 A L, 60-66  
2012 1-7 H W, 81-55  
2012 2-25 A L, 48-72  
2013 3-9 H L, 67-81  
2014 1-15 A L, 74-88 OT  
2015 1-14 A W, 75-71  
2015 2-28 H W, 73-63  
2016 1-13 H W, 90-81  
2017 2-14 A L, 76-96  
2018 2-10 H W, 82-66

**LSU at home: LSU leads, 77-30**  
**at Ole Miss: Ole Miss leads, 55-38**  
**at Neutral Sites: LSU leads, 6-3**

## MISSISSIPPI COLLEGE (8-1)

1914 1-21 H W, 34-13  
1914 1-22 H W, 29-19  
1918 2-6 A W, 41-24  
1922 2-15 H W, 29-20  
1922 2-16 H W, 26-18  
1923 1-24 H W, 27-17  
1923 1-25 H W, 19-14  
1930 1-9 A L, 24-27  
1931 1-13 A W, 46-34

**LSU at home: LSU leads, 6-0**  
**at Miss. College: LSU leads, 2-1**

## MISSISSIPPI STATE (110-102)

1909 2-6 H W, 18-12  
1909 2-8 H W, 14-10  
1911 2-7 A W, 33-17

1911 2-8 A W, 42-12  
1912 2-6 A L, 16-22  
1912 2-7 A L, 11-21  
1915 2-12 H W, 24-12  
1915 2-13 H W, 14-15  
1916 1-22 A W, 31-21  
1916 2-7 A L, 17-23  
1917 1-26 H W, 36-28  
1917 1-27 H W, 38-17  
1920 1-24 H W, 27-12  
1923 1-15 H L, 25-36  
1923 1-16 H L, 20-35  
1924 2-13 A L, 29-34  
1924 2-14 A L, 34-54  
1925 2-3 H W, 24-17  
1928 1-27 A L, 26-46  
1928 1-28 A L, 23-29  
1929 2-4 H L, 16-26  
1929 2-5 H W, 39-29  
1930 2-1 N W, 32-24  
1932 1-18 H L, 28-29  
1932 1-19 H W, 40-15  
1932 1-25 A W, 30-26  
1932 1-26 A W, 33-29  
1933 1-11 A W, 32-28  
1933 1-12 A W, 49-26  
1933 1-17 H W, 45-40  
1933 1-18 H W, 37-33  
1934 1-9 A L, 46-47  
1934 1-10 A W, 48-23  
1934 2-8 H W, 54-39  
1934 2-9 H W, 61-30  
1935 2-13 H W, 67-32  
1935 2-14 H W, 46-39  
1936 1-13 A L, 38-49  
1936 1-14 A W, 32-30  
1936 2-10 H W, 43-37  
1936 2-11 H W, 45-40  
1937 1-16 A L, 36-53  
1937 2-15 H W, 42-41  
1937 2-16 H L, 38-39  
1938 1-31 H W, 38-33  
1938 2-1 H W, 31-22  
1938 2-14 A W, 66-44  
1938 2-15 A L, 46-63  
1939 1-30 A W, 48-32  
1939 1-31 A L, 29-31  
1939 2-3 H W, 47-45  
1939 2-4 H W, 54-33  
1940 1-13 A L, 37-49  
1940 1-29 H W, 55-42  
1941 1-11 A L, 26-35  
1941 2-8 A W, 39-37  
1942 1-10 A L, 41-43  
1942 1-24 H W, 51-40  
1943 1-9 A L, 40-48  
1943 1-19 H W, 61-40  
1945 1-15 A L, 39-47  
1945 1-29 H W, 62-27  
1946 1-11 A W, 54-30  
1946 2-8 H W, 73-31  
1947 1-11 A W, 61-57  
1947 2-14 H W, 64-49  
1948 1-31 A L, 49-53  
1948 2-13 H W, 65-40  
1949 1-10 H W, 64-40  
1949 1-29 A L, 42-48  
1950 1-30 A L, 41-48  
1950 2-17 H W, 68-58  
1950 12-15 A L, 69-94  
1951 1-6 H W, 76-61  
1951 12-12 A L, 54-59  
1952 1-14 H W, 103-78  
1952 2-28 N W, 77-44  
1953 1-10 A W, 75-55  
1953 2-27 H W, 82-47  
1954 1-30 H W, 65-54  
1954 2-27 A W, 61-57  
1955 1-29 A W, 67-63  
1955 2-26 H L, 80-84  
1956 2-4 H L, 78-87  
1956 2-25 A W, 79-71  
1957 2-1 A L, 72-81  
1957 2-22 H L, 76-94  
1958 2-1 H L, 54-71  
1958 2-22 A L, 72-95  
1959 1-31 A L, 71-78  
1959 2-21 H L, 67-75  
1960 1-30 H L, 60-71  
1960 2-20 A W, 69-64  
1961 2-4 A L, 61-77  
1961 2-25 H L, 54-56  
1961 12-30 N L, 51-73  
1962 2-3 H L, 66-87  
1962 2-24 A L, 48-58  
1963 2-2 A L, 66-73

# Series Records

1963	2-23	H	L, 64-99
1964	1-31	H	W, 87-71
1964	2-21	A	W, 63-60
1965	1-30	A	L, 74-76
1965	2-20	H	W, 94-76
1966	1-10	H	L, 71-74
1966	2-5	A	L, 61-66
1966	12-17	A	L, 84-98
1967	2-20	H	L, 64-66
1967	12-22	H	W, 111-87
1968	2-19	A	W, 94-83
1969	2-3	H	W, 95-71
1969	3-3	A	W, 99-89
1970	2-2	H	W, 109-91
1970	3-2	A	W, 97-87
1971	2-1	H	W, 90-71
1971	3-1	A	L, 70-78
1972	2-7	H	W, 62-60
1972	3-2	A	L, 71-89
1973	2-5	A	W, 84-78
1973	3-1	H	W, 94-82
1974	1-14	A	L, 75-89
1974	2-16	H	L, 84-87 OT
1975	1-16	H	L, 84-93
1975	2-15	A	L, 71-79
1976	1-19	A	L, 83-90
1976	2-16	H	W, 80-69
1977	1-12	A	L, 77-80
1977	2-7	H	W, 71-66
1978	1-2	A	L, 82-84 OT
1978	3-4	H	L, 67-68
1979	2-8	A	W, 52-48
1979	2-24	H	L, 57-65
1980	1-5	H	W, 80-58
1980	2-2	A	W, 75-63
1981	1-10	A	W, 81-69
1981	2-7	H	W, 94-89
1982	1-9	H	W, 78-56
1982	2-6	A	W, 57-43
1983	1-24	A	L, 65-80
1983	2-21	H	W, 86-73
1984	1-23	H	W, 80-64
1984	2-20	A	W, 85-70
1985	1-5	A	L, 69-83
1985	2-6	H	W, 80-65
1986	1-4	H	W, 90-84
1986	2-5	A	W, 68-62
1987	1-25	A	W, 52-50
1987	2-25	H	W, 55-46
1987	3-5	N	W, 68-54
1988	1-30	H	L, 47-49
1988	3-2	A	L, 60-62
1989	1-4	H	L, 84-87
1989	2-4	A	L, 79-96
1990	1-4	A	L, 80-87 OT
1990	2-5	H	W, 86-68
1991	1-29	H	L, 79-82
1991	3-2	A	L, 73-76
1992	1-18	A	W, 83-70
1992	3-7	H	W, 89-80
1992	1-18	A	W, 83-70
1992	3-7	H	W, 89-80
1993	1-13	A	W, 84-76 OT
1993	2-10	H	W, 92-66
1994	1-26	H	L, 52-66
1994	2-26	A	L, 66-86
1995	1-25	A	L, 60-73
1995	2-8	H	L, 61-67
1996	1-3	H	L, 64-77
1996	2-21	A	L, 77-88
1997	1-4	A	L, 66-69
1997	1-29	H	L, 60-68
1998	2-11	A	L, 48-85
1998	2-28	H	L, 62-63
1999	1-16	A	L, 53-55
1999	2-24	H	W, 74-63
2000	2-2	A	L, 66-68
2000	2-26	H	W, 71-66
2001	1-24	A	W, 82-73
2001	2-24	H	L, 48-55
2002	1-26	A	L, 61-84
2002	2-13	H	W, 68-65 OT
2002	3-9	N	L, 51-57
2003	1-11	H	W, 85-72
2003	1-25	A	L, 64-67
2003	3-15	N	L, 61-76
2004	1-17	H	L, 54-64
2004	2-25	A	L, 58-84
2005	1-29	H	W, 69-62
2005	2-16	A	W, 80-72
2006	1-18	A	W, 71-57
2006	2-15	H	W, 72-59
2007	2-3	A	L, 78-85
2007	2-17	H	L, 50-56
2008	1-9	H	L, 39-61
2008	3-8	A	L, 75-84

2009	1-21	H	W, 81-57
2009	2-11	A	W, 97-94 2 OT
2009	3-14	N	L, 57-67
2010	1-30	A	L, 51-67
2010	2-20	H	L, 59-60
2011	2-5	H	L, 57-58
2011	2-23	A	W, 84-82
2012	1-25	A	L, 71-76
2012	2-14	H	W, 69-67 OT
2013	2-2	A	W, 69-68
2013	2-16	H	W, 80-68
2014	2-19	H	W, 92-81
2015	1-31	A	L, 67-73
2016	2-6	H	W, 88-77
2017	1-7	H	L, 78-95
2017	3-4	A	L, 76-88
2017	3-8	N	L, 52-79
2018	3-3	H	W, 78-57
2018	3-8	N	L, 77-80

**LSU at home: LSU leads, 69-36**  
**at Miss. State: Miss. State leads, 60-38**  
**at Neutral Sites: Miss. State leads, 6-3**

## MISS. VALLEY STATE (2-0)

2006	12-28	H	W, 92-58
2012	11-24	H	W, 75-50

## MISSOURI (6-2)

1980	3-14	N	W, 68-63
2013	1-30	H	W, 73-70
2013	3-2	A	L, 76-89
2014	1-21	H	W, 77-71
2015	1-8	A	L, 67-74 OT
2016	3-1	H	W, 84-75
2017	1-4	A	W, 88-77
2018	2-17	H	W, 64-63

**LSU at home: LSU leads, 4-0**  
**at Missouri: Missouri leads, 2-1**  
**at Neutral Sites: LSU leads, 1-0**

## MONTANA STATE (4-0)

1970	12-28	N	W, 89-77
1976	12-27	H	W, 101-81
1978	12-18	H	W, 99-89
1985	11-22	H	W, 84-59

**LSU at home: LSU leads, 3-0**  
**at Neutral Sites: LSU leads, 1-0**

## MOREHEAD STATE (1-0)

1988	12-28	N	W, 101-88
------	-------	---	-----------

## NAVY (0-1)

1985	2-15	N	L, 55-78
------	------	---	----------

## NEBRASKA (1-0)

1988	12-30	N	W, 90-87
------	-------	---	----------

## NEVADA (1-1)

1973	12-3	A	L, 86-97
1975	12-6	H	W, 94-73

## NEW ORLEANS (11-4)

1977	11-28	H	L, 69-73
1978	11-27	A	W, 64-42
1979	12-3	H	W, 104-78
1980	12-18	N	W, 96-66
1983	3-16	H	L, 94-99
1983	11-26	A	W, 67-59
1984	12-21	H	W, 78-64
1986	12-20	H	L, 71-82
2000	12-16	H	W, 84-57
2001	12-18	A	L, 59-60
2002	12-30	H	W, 69-57
2004	1-12	A	W, 68-60
2004	11-24	H	W, 95-79
2005	12-13	H	W, 94-53
2013	11-19	H	W, 81-54

**LSU at home: LSU leads, 7-3**  
**at UNO: LSU leads, 4-1**

## NIAGARA (1-0)

1976	12-8	H	W, 82-68
------	------	---	----------

## NICHOLLS (17-1)

1987	12-4	H	W, 86-62
1990	12-29	H	W, 118-76
1991	12-30	H	W, 123-61
1992	12-15	H	W, 75-64
1993	12-4	H	W, 95-90
1996	1-23	H	W, 86-69
1997	11-29	H	W, 72-52
1999	12-23	H	W, 91-74
2000	12-22	H	W, 92-49
2001	12-30	H	W, 71-35
2002	11-22	H	W, 68-24
2005	11-21	H	W, 104-57
2006	11-17	H	W, 96-42
2007	11-28	H	W, 68-41
2008	12-17	H	W, 68-56
2009	12-17	H	W, 63-60
2010	11-16	H	L, 53-62
2011	11-12	H	W, 96-74

## NORFOLK STATE (1-0)

2000	11-25	H	W, 90-62
------	-------	---	----------

## NORTH CAROLINA (2-10)

1925	2-28	N	L, 21-35
1928	2-24	N	W, 44-38
1955	1-3	H	W, 84-77
1956	1-3	A	L, 69-95
1960	12-5	A	L, 61-77
1963	12-14	H	L, 71-76
1982	12-4	N	L, 43-47
1984	1-29	A	L, 79-90
1985	2-10	H	L, 70-75
1994	1-22	N	L, 65-88
1996	12-18	A	L, 48-67
2009	3-21	N	L, 70-84

**LSU at home: UNC leads, 2-1**  
**at UNC: UNC leads, 4-0**  
**at Neutral Sites: UNC leads, 4-1**

## NC CENTRAL (1-0)

2016	12-13	H	W, 70-66
------	-------	---	----------

## NORTH CAROLINA A&T (1-1)

1996	11-30	H	W#, 74-62
1998	11-25	H	W, 72-59

## NC STATE (0-2)

2015	3-19	N	L, 65-66
2015	11-24	N	L, 72-83 OT

## NORTHERN ARIZONA (2-0)

1987	2-9	H	W, 70-58
1991	12-28	H	W, 159-86

## NORTHERN IOWA (0-2)

1987	12-28	N	L, 80-90
2005	12-19	H	L, 50-54

## NORTH FLORIDA (3-0)

2015	12-2	H	W, 119-108
2016	11-18	H	W, 78-70
2017	12-22	H	W, 104-52

## NORTH TEXAS (1-1)

2010	12-22	H	L, 55-75
2011	12-22	A	W, 67-58

## NORTHWESTERN (1-3)

1953	12-21	H	W, 79-51
1954	12-20	A	L, 66-83
1965	12-30	N	L, 86-92
2011	11-17	N	L, 82-88

## NORTHWESTERN ST. (18-6)

1916		H	W, 24-23
1917	12-2	A	W, 38-25
1921	1-8	H	W, 29-25
1922	1-20	H	W, 32-15
1922	1-21	H	W, 40-3
1924	1-7	H	L, 18-26
1924	1-8	H	L, 19-33
1925	1-16	A	L, 25-29
1925	1-17	A	W, 35-24
1926	2-12	H	L, 27-35

1926	2-13	H	L, 21-23
1945	2-23	N	W, 44-40
1945	2-24	A	W, 70-34
1956	12-29	N	L, 75-103
1989	12-20	H	W, 73-63
1992	12-29	H	W, 93-79
2001	12-2	H	W, 91-54
2004	12-11	H	W, 83-74
2007	12-15	H	W, 82-58
2008	11-23	H	W, 91-60
2009	12-12	H	W, 73-62
2010	11-12	H	W, 87-78
2012	11-20	H	W, 102-95
2013	11-16	H	W, 88-74

**LSU at home: LSU leads, 14-4**  
**at Northwestern State: LSU leads, 3-1**  
**at Neutral Sites: Tied, 1-1**

## NOTRE DAME (1-1)

1990	12-20	N	W, 87-64
2017	11-21	N	L, 53-92

## OAKLAND (MICH) (1-0)

1999	11-26	N	W, 87-80
------	-------	---	----------

## OHIO STATE (1-1)

2005	1-15	H	W, 113-101 2OT
2005	1-31	A	L, 76-78

## OKLAHOMA (2-3)

1970	3-17	N	W, 97-94
1987	1-12	N	L, 85-94
1988	1-11	N	W, 84-77
2004	3-17	A	L, 61-70
2016	1		



# Series Records

## PENN STATE (0-1)

1954 3-12 N L, 70-78

## PITTSBURGH (2-2)

1935 4-13 N W, 41-37  
1936 1-2 N L, 47-52  
1962 12-27 N L, 73-96  
1969 1-31 H W, 120-79

## PRAIRIE VIEW (3-0)

1996 12-23 H W, 96-56  
1998 12-16 H W, 84-62  
2002 12-17 H W, 75-49

## PURDUE (1-1)

1986 3-13 H W, 94-87 2OT  
2003 3-24 N L, 56-80

## RADFORD (0-1)

1994 12-30 H L, 72-73

## RHODE ISLAND (0-1)

2014 1-4 H L, 70-74

## RICE (17-25)

1916 2-23 H W, 29-21  
1916 2-24 H W, 25-17  
1921 2-26 A W, 35-23  
1935 1-19 A L, 47-56  
1936 1-23 H L, 38-42  
1936 1-24 H L, 30-38  
1937 1-8 A W, 32-29  
1937 1-9 A W, 38-37  
1938 1-7 H L, 38-45  
1938 1-8 H W, 58-38  
1938 12-14 A L, 32-34  
1938 12-15 A W, 30-27  
1939 12-18 H L, 39-56  
1939 12-19 H L, 51-61  
1940 12-19 A L, 48-60  
1940 12-20 A L, 33-54  
1941 12-12 H L, 42-54  
1941 12-13 H L, 37-50  
1942 12-17 A L, 26-56  
1942 12-18 A W, 62-60  
1947 1-4 H W, 60-35  
1947 12-8 A L, 55-58  
1948 1-9 H W, 43-40  
1948 12-4 N L, 39-51  
1949 12-10 N W, 49-44  
1951 12-3 A W, 68-60  
1954 12-11 H L, 72-79  
1955 12-12 A L, 60-85  
1956 12-10 H L, 72-87  
1957 12-9 A L, 56-81  
1958 12-13 H L, 56-64  
1959 12-12 A L, 57-71  
1960 12-10 H L, 50-67  
1961 12-9 A L, 67-79  
1962 12-8 H W, 90-82  
1963 12-7 A L, 72-87  
1964 12-29 N W, 79-63  
1965 12-16 A W, 85-80  
1966 12-30 N L, 69-88  
1977 12-22 H W, 97-68  
2009 12-19 H W, 65-61  
2010 12-29 A L, 68-74

**LSU at home: Rice leads, 10-8**  
**at Rice: Rice leads, 13-7**  
**at Neutral Sites: Tied, 2-2**

## ROBERT MORRIS (1-0)

1997 12-23 H W, 63-58

## RUTGERS (1-0)

2011 12-3 A W, 55-50

## SAINT FRANCIS (PA) (4-0)

1946 12-19 A W, 62-57  
1978 11-24 H W, 112-81  
1980 12-30 H W, 91-65  
1982 12-30 H W, 67-66

## SAINT JOSEPH (PA) (1-1)

1949 12-3 A L, 59-61  
2013 11-28 N W, 82-65

## SAINT LOUIS (1-3)

1952 12-30 N W, 70-67  
1956 1-5 H L, 79-110  
1956 12-15 A L, 52-86  
1995 11-24 N L, 70-79

## SAINT PETERS (2-0)

1974 12-27 H W, 113-101  
1981 12-9 H W, 71-55

## SAM HOUSTON STATE (3-0)

1999 12-18 H W, 85-67  
2014 12-13 H W, 76-67  
2017 12-19 H W, 80-58

## SAMFORD (4-1)

1973 12-20 H W, 73-60  
1976 12-6 H W, 100-89  
1996 12-3 H L, 50-53  
2006 12-29 H W, 60-45  
2017 11-16 H W, 105-86

## SAN FRANCISCO (1-0)

2014 3-19 A W, 71-63

## SANTA CLARA (1-0)

1950 12-26 A W, 59-52

## SAVANNAH STATE (1-0)

2015 1-3 H W, 75-59

## SEATTLE (0-1)

1963 12-30 N L, 84-92

## SETON HALL (1-0)

2012 11-29 H W, 72-67

## SEWANEE (6-0)

1927 1-8 H W, 26-23  
1933 1-20 A W, 50-30  
1933 1-21 A W, 57-45  
1934 1-5 H W, 80-20  
1934 1-6 H W, 60-9  
1939 3-2 N W, 55-35

## SOUTHERN METHODIST (2-3)

1962 12-13 A L, 68-83  
1963 12-5 H W, 66-62  
1964 12-12 A L, 75-98  
1965 12-10 H W, 91-88  
2014 3-24 A L, 67-80

## SOUTH ALABAMA (3-1)

2002 11-24 H W, 71-62  
2010 11-28 A W, 80-65  
2011 11-23 H L, 75-79 OT  
2015 11-19 H W, 78-66

## SOUTH CAROLINA (15-18)

1974 12-21 A L, 64-77  
1992 2-19 A W, 74-56  
1993 1-30 H W, 85-62  
1994 2-2 A W, 77-71  
1995 3-1 H L, 62-69  
1996 2-10 A L, 68-106  
1996 3-7 N L, 76-85  
1996 11-27 N L, 68-74  
1997 2-1 H L, 65-80  
1998 1-10 A L, 53-70  
1999 2-17 H W, 60-56  
2000 2-23 A W, 64-59  
2001 1-31 H L, 56-68  
2002 2-20 A L, 53-66  
2003 2-5 H W, 71-58  
2004 1-24 A L, 55-61  
2004 3-12 N L, 64-85  
2005 1-12 H W, 79-64  
2006 2-28 A W, 64-61  
2007 3-3 H W, 61-52  
2008 2-27 A W, 62-55  
2008 3-13 N L, 73-77  
2009 1-14 H W, 85-68  
2010 1-13 A L, 58-67  
2011 2-2 H L, 56-64  
2012 2-18 A W, 68-58  
2013 1-16 H L, 73-82 OT  
2013 2-14 A W, 64-46

2014 1-11 A W, 71-68  
2015 1-28 H W, 64-58  
2016 2-10 A L, 83-94  
2017 2-1 H L, 63-88  
2018 2-28 H L, 74-83 (ot)

**LSU at home: LSU leads, 7-6**  
**at South Carolina: Tied, 8-8**  
**at Neutral Sites: USC leads, 4-0**

## SE MISSOURI ST. (1-0)

2000 3-16 N W, 64-61

## SOUTHEASTERN LA. (11-1)

1966 12-1 H L, 88-89  
1985 12-20 H W, 82-61  
1990 11-26 H W, 117-68  
1991 12-17 H W, 101-64  
1992 12-3 H W, 92-65  
1993 12-21 H W, 96-62  
1994 11-25 H W, 106-80  
1999 11-22 H W, 75-36  
2007 11-12 H W, 72-62  
2009 1-3 H W, 90-61  
2009 12-14 H W, 77-60  
2013 11-22 H W, 89-66

## SOUTHERN-BR (9-0)

1985 12-21 H W, 91-83  
1987 12-5 H W, 98-77  
1995 11-29 H W, 109-100  
1997 12-28 H W, 77-66  
2001 11-19 H W, 97-69  
2003 11-21 H W, 70-59  
2005 11-18 H W, 84-56  
2007 11-30 H W, 88-45  
2010 12-27 H W, 62-41

## SOUTHERN CAL (1-6)

1937 12-16 H L, 38-54  
1937 12-17 H L, 26-50  
1950 12-28 A L, 76-78  
1969 12-18 H L, 98-101  
1971 1-2 A L, 76-80 OT  
1974 11-29 A L, 87-100  
1976 12-4 H W, 87-76

## SOUTHERN MISS (6-1)

1931 2-6 H W, 46-35  
1931 2-7 H W, 47-31  
1973 2-19 H W, 107-79  
1989 11-15 H W, 91-80  
2003 12-20 H W, 65-50  
2004 12-18 N L, 84-88 OT  
2014 12-29 H W, 87-67  
2016 11-15 H W, 78-61

## SOUTHERN-NO (1-0)

1997 11-20 H W, 99-51

## SOUTHWESTERN TENN. (4-0)

1940 2-7 N W, 61-41  
1952 12-8 H W, 124-33  
1955 12-5 H W, 72-59  
1956 12-13 A W, 91-77

## SPRING HILL (17-2)

1917 A W, 34-24  
1920 2-3 H W, 64-16  
1920 2-14 A W, 38-9  
1921 2-1 H W, 29-24  
1921 2-2 H W, 31-17  
1922 2-1 H W, 27-26  
1922 2-2 H W, 16-15  
1923 1-31 H L, 21-23  
1923 2-1 H W, 36-20  
1923 2-28 A L, 24-26  
1923 3-1 A W, 20-18  
1924 2-1 H W, 40-23  
1924 2-2 H W, 22-13  
1924 2-15 A W, 29-25  
1924 2-16 A W, 32-16  
1930 2-10 H W, 53-17  
1930 2-11 H W, 52-14  
1947 12-4 H W, 72-43  
1948 12-13 A W, 49-48

**LSU at home: LSU leads, 11-1**  
**at Spring Hill: LSU leads, 6-1**

## ST. CHARLES (1-0)

1918 1-11 A W, 61-17

## ST. JOHNS (N.Y.) (1-2)

1949 12-6 N L, 49-80  
1965 12-29 N L, 62-102  
1969 12-29 N W, 80-70

## ST. MARY'S (TEXAS) (1-0)

1957 12-3 H W, 68-61

## STANFORD (2-2)

1965 12-23 A L, 69-91  
1974 11-30 A L, 80-92  
1975 12-27 H W, 89-85  
1992 12-21 N W, 72-63

## STEPHEN F. AUSTIN (0-1)

1985 2-16 A L, 64-76

## SYRACUSE (0-1)

1985 2-16 A L, 64-76

## TAMPA (2-0)

1966 12-3 A W, 74-72  
1967 12-2 H W, 97-81

## TCU (3-1)

1947 12-31 A W, 52-46  
1960 12-17 A W, 68-62  
1961 12-2 H W, 83-58  
1986 11-21 H L, 74-83

## TEMPLE (1-0)

1987 3-17 N W, 72-62

## TENNESSEE (46-65)

1933 2-21 N W, 55-43  
1934 3-3 N L, 35-42  
1943 2-27 N L, 38-52  
1948 2-27 N L, 48-56  
1949 2-21 A L, 72-81  
1950 2-20 H L, 65-67  
1950 3-4 N L, 79-81 OT  
1951 1-15 H W, 68-61  
1952 2-2 A L, 68-82  
1953 1-31 H W, 95-59  
1954 1-16 A W, 75-62  
1955 1-15 H L, 68-76  
1956 1-16 A L, 82-91  
1957 1-14 H W, 62-61  
1957 12-21 N L, 62-63  
1958 1-13 A L, 53-75  
1959 1-12 H L, 58-65  
1960 1-11 A L, 79-103  
1961 1-14 H W, 72-60  
1962 1-13 A W, 73-61  
1963 1-12 H W, 61-60 OT  
1964 1-11 A L, 58-62  
1965 1-11 H L, 54-58  
1965 3-6 A L, 60-83  
1966 1-31 A L, 59-87  
1966 2-14 H L, 64-74  
1967 2-6 H L, 59-76  
1967 3-4 A L, 60-87  
1968 2-5 H L, 67-87  
1968 3-2 A L, 71-74  
1969 1-27 H L, 68-81  
1969 2-24 A L, 63-87  
1970 1-26 H W, 71-59  
1970 2-23 A L, 87-88  
1971 1-25 H W, 80-70  
1971 2-22 A L, 67-88  
1972 1-31 A W, 63-62  
1972 2-28 H L, 66-78  
1973 1-29 H L, 71-73  
1973 2-26 A W, 78-74  
1974 1-28 H L, 52-57  
1974 3-2 A L, 80-100  
1975 1-27 A L, 79-99  
1975 3-1 H W, 94-87  
1976 1-26 H L, 92-105  
1976 2-23 A L, 71-80  
1977 1-15 H L, 102-108  
1977 2-12 A L, 64-91  
1978 1-9 H W, 121-87  
1978 2-6 A W, 101-86  
1979 1-24 H W, 77-75  
1979 1-29 A W, 84-78

# Series Records

1980	1-19	A	W, 75-74
1980	2-16	H	W, 73-66
1981	1-24	H	W, 80-63
1981	2-21	A	W, 66-65
1982	1-23	A	L, 67-77
1982	2-20	H	L, 53-54
1983	1-10	H	L, 58-59
1983	2-7	A	L, 63-66
1983	3-11	N	L, 71-74 OT
1984	1-10	A	L, 69-70
1984	2-6	H	W, 61-59 OT
1985	1-12	H	W, 75-65
1985	2-14	A	W, 87-82
1986	1-11	A	L, 77-88
1986	2-12	H	W, 75-50
1987	1-8	A	W, 79-78
1987	2-7	H	W, 60-58
1988	1-13	A	W, 52-51
1988	2-13	H	W, 92-73
1989	1-11	A	L, 96-100
1989	2-11	H	W, 122-106
1989	3-10	A	L, 77-95
1990	1-8	H	W, 111-94
1990	2-10	A	W, 119-113
1991	1-22	A	L, 89-92
1991	2-23	H	W, 119-87
1992	1-29	H	W, 97-82
1992	3-13	N	W, 99-89
1993	2-20	A	W, 81-74
1994	2-5	H	W, 84-83
1995	2-4	A	W, 56-52
1996	2-14	H	L, 65-73
1997	1-19	A	L, 52-66
1998	1-31	H	L, 65-72
1998	3-5	N	L, 62-73
1999	1-6	A	L, 58-93
2000	1-8	H	L, 59-64
2001	3-3	A	L, 71-78
2002	1-30	H	L, 58-61
2003	3-1	A	W, 88-67
2004	2-4	H	W, 84-67
2005	2-5	A	L, 55-77
2006	1-14	H	W, 88-74
2007	2-6	A	L, 67-70
2007	3-8	N	W, 76-67 OT
2008	2-9	H	L, 45-47
2009	1-28	A	W, 79-73
2010	2-4	H	L, 54-59
2010	3-11	N	L, 49-59
2011	1-26	A	L, 53-75
2012	2-29	H	L, 69-74 OT
2013	2-19	A	L, 72-82
2014	1-7	H	L, 50-68
2015	2-14	A	W, 73-55
2015	3-4	H	L, 63-78
2016	2-20	A	L, 65-81
2016	3-11	N	W, 84-75
2017	3-1	H	W, 92-82
2018	1-31	A	L, 61-84

**LSU at home: LSU leads, 26-25**  
**at Tennessee: Tennessee leads, 33-16**  
**at Neutral Sites: Tennessee leads, 7-4**

## TENNESSEE-MARTIN (5-0)

1988	12-20	H	W, 128-89
1995	12-16	H	W, 93-74
1999	12-14	H	W, 73-45
2010	11-18	H	W, 79-56
2017	11-29	H	W, 84-60

## TENNESSEE STATE (1-0)

1992	12-30	H	W, 90-68
------	-------	---	----------

## TEXAS (19-11)

1911	2-13	H	W, 39-10
1947	12-9	N	L, 31-50
1948	12-3	H	L, 45-60
1950	12-22	N	L, 55-68
1951	12-17	H	W, 59-55
1958	12-15	H	W, 52-47
1959	12-14	A	L, 67-84
1960	12-12	H	W, 62-59
1961	12-11	A	W, 77-75
1962	12-10	H	W, 75-66
1963	12-9	A	L, 65-70
1964	12-7	H	W, 83-75
1965	12-6	A	W, 76-66
1966	12-6	H	L, 78-114
1967	12-4	A	W, 87-74
1974	12-28	H	L, 63-78
1977	12-5	A	L, 66-82
1984	12-3	H	W, 87-79
1985	12-17	A	W, 72-65
1990	1-2	N	W, 124-113

1990	11-30	H	W, 101-87
1992	1-3	N	W, 84-83
1993	2-7	N	W, 84-81
1993	11-26	H	W, 86-66
1995	1-7	A	L, 71-80
1997	12-17	A	L, 63-69
1998	12-19	H	W, 63-61 OT
2000	3-18	N	W, 72-67
1997	12-17	A	L, 63-69
1998	12-19	H	W, 63-61 OT
2000	3-18	N	W, 72-67
2006	3-25	N	W, 70-60 OT
2006	12-10	N	L, 75-76 OT

**LSU at home: LSU leads, 9-2**  
**at Texas: Texas leads, 6-5**  
**at Neutral Sites: LSU leads, 5-3**

## TEXAS A&M (18-18)

1917		H	W, 24-15
1917		H	W, 30-14
1921	1-25	H	W, 30-28
1921	1-26	H	W, 31-30
1921	2-21	A	W, 24-16
1921	2-22	A	L, 19-49
1941	12-18	H	L, 41-56
1945	12-12	H	W, 51-50
1947	12-29	N	L, 44-45
1948	12-17	H	W, 58-55
1953	12-15	H	W, 77-56
1954	12-13	H	W, 73-61
1955	1-20	A	L, 47-58
1955	12-10	A	L, 59-73
1962	12-21	A	L, 61-67
1971	12-28	N	L, 68-73
1981	2-22	H	W, 67-57
1981	12-7	A	L, 63-68
1982	12-8	N	W, 88-70
1983	12-3	N	W, 75-65
2002	11-30	N	L, 77-79
2006	3-18	N	W, 58-57
2006	12-5	H	W, 64-52
2008	1-5	A	L, 53-79
2008	12-20	N	L, 61-72
2013	1-23	H	W, 58-54
2013	3-6	A	W, 68-57
2014	2-12	A	L, 73-83
2014	2-26	H	W, 68-49
2015	1-17	H	L, 64-67
2015	2-17	A	L, 62-68
2016	1-19	A	L, 57-71
2016	2-13	H	W, 76-71
2016	3-12	N	L, 38-71
2017	1-11	A	L, 62-92
2017	2-4	H	L, 73-85
2018	1-6	A	W, 69-68
2018	1-23	H	W, 77-65

**LSU at home: LSU leads, 14-3**  
**at Texas A&M: Texas A&M leads, 10-3**  
**at Neutral Sites: A&M leads, 5-3**

## TEXAS A&M-CORPUS CHRISTI (1-0)

2002	12-14	H	W, 95-60
------	-------	---	----------

## TEXAS-EL PASO (2-1)

1981	12-21	H	W, 71-59
1982	12-22	A	W, 51-49
1989	3-17	N	L, 74-85

## TEXAS PAN AMERICAN (3-0)

1982	11-30	H	W, 76-67
1983	12-21	H	W, 81-70
1998	11-16	H	W, 75-56

## TEXAS SOUTHERN (2-0)

2000	12-8	H	W, 89-57
2016	12-17	H	W, 88-80

## TEXAS TECH (3-4)

1957	12-16	H	L, 72-79
1958	12-19	A	L, 60-73
1959	12-18	H	L, 65-72
1960	12-16	A	W, 73-69 OT
2013	12-18	A	W, 71-69
2014	11-18	H	W, 69-64 OT
2017	1-28	A	L, 64-77

**LSU at home: Texas Tech leads, 2-1**  
**at Texas Tech: Ties, 2-2**

## TOWSON UNIVERSITY (1-0)

2001	11-28	H	W, 83-46
------	-------	---	----------

## TROY (4-1)

1994	12-6	H	W, 113-78
1996	11-22	H	W#-90-59
1998	12-22	H	W, 74-56
2003	11-26	H	W, 78-69
2008	11-30	H	W, 92-57

## TULANE (124-84)

1911	1-26	H	W, 47-7
1911	1-27	H	W, 26-15
1911	2-17	A	W, 27-25
1911	2-18	A	L, 13-15
1913	2-14	A	L, 13-15
1913	2-15	A	L, 20-26
1913	2-28	H	L, 15-16
1913	3-1	H	W, 13-12
1914	2-13	H	L, 14-26
1914	2-14	H	L, 7-10
1914	2-27	A	L, 12-25
1914	2-28	A	L, 6-13
1915	2-19	H	W, 28-17
1915	2-20	H	W, 37-19
1916	2-4	H	L, 21-24
1916	2-5	H	L, 18-22
1916	2-18	A	L, 14-26
1916	2-19	A	W, 19-16
1917	2-9	A	W, 37-20
1917	2-10	A	W, 27-18
1917	2-23	H	W, 46-27
1917	2-24	H	W, 26-20
1920	2-6	A	W, 35-19
1920	2-7	A	W, 29-10
1920	2-27	H	W, 37-12
1920	2-28	H	W, 37-12
1921	2-4	H	W, 42-27
1921	2-5	H	W, 52-24
1921	3-4	A	L, 29-31
1921	3-5	A	W, 27-20
1922	1-27	A	W, 18-15
1922	1-28	A	W, 26-18
1922	2-20	H	L, 23-39
1922	2-21	H	W, 34-19
1923	2-9	H	L, 24-33
1923	2-10	H	L, 18-28
1923	2-16	A	L, 23-40
1923	2-17	A	L, 11-34
1924	2-8	H	L, 21-41
1924	2-9	H	L, 29-38
1924	2-22	A	L, 13-39
1924	2-23	A	L, 26-30
1925	2-6	A	L, 15-42
1925	2-7	A	L, 15-43
1925	2-20	H	L, 24-35
1925	2-21	H	L, 23-26
1926	2-5	H	W, 30-23
1926	2-6	H	L, 23-24
1926	2-19	A	L, 29-32
1926	2-20	A	L, 13-22
1927	2-4	A	L, 20-27
1927	2-5	A	L, 9-36
1927	2-18	H	L, 20-25
1927	2-19	H	L, 20-23
1928	2-3	H	W, 47-13
1928	2-4	H	W, 41-18
1928	2-17	A	W, 36-20
1928	2-18	A	W, 39-25
1929	2-15	A	L, 37-40
1929	2-16	A	W, 28-21
1929	2-22	H	W, 37-35
1929	2-23	H	L, 32-33
1930	2-14	H	W, 35-30
1930	2-15	H	W, 24-15
1930	2-21	A	L, 25-27
1930	2-22	A	L, 27-30
1931	2-13	A	L, 23-38
1931	2-14	A	W, 39-31
1931	2-20	H	W, 49-30
1931	2-21	H	W, 48-27
1932	2-11	H	W, 32-25
1932	2-12	H	W, 34-22
1932	2-19	A	W, 29-26
1932	2-20	A	L, 29-33
1933	2-10	A	L, 31-44
1933	2-11	A	W, 46-28
1933	2-17	H	W, 50-38
1933	2-18	H	W, 51-37
1934	1-19	H	W, 29-25
1934	1-20	H	W, 48-26
1934	2-16	A	W, 43-22
1934	2-17	A	W, 36-21
1935	2-8	A	W, 34-16
1935	2-9	A	W, 35-24

1935	2-22	H	W, 65-20
1935	2-23	H	W, 64-23
1936	2-7	H	W, 52-27
1936	2-8	H	W, 49-26
1936	2-21	A	W, 50-30
1936	2-22	A	W, 46-22
1937	2-5	H	W, 42-31
1937	2-6	H	W, 46-42
1937	2-19	A	W, 37-31
1937	2-20	A	L, 32-52
1938	2-18	A	W, 44-42
1938	2-19	A	W, 31-27
1938	2-25	H	W, 42-31
1938	2-26	H	L, 39-41
1939	2-17	H	W, 36-33
1939	2-18	H	L, 33-36
1939	2-23	A	L, 30-36
1939	2-24	A	W, 41-31
1940	2-15	A	W, 34-31
1940	2-16	A	W, 35-29
1940	2-22	H	W, 42-39
19			

# Series Records

1970	12-16	H	W, 94-79
1971	2-3	A	L, 86-93
1972	1-17	H	W, 76-58
1972	2-9	A	W, 75-71
1973	2-8	A	W, 92-83
1973	2-14	H	W, 73-63
1973	12-19	A	W, 67-60
1973	12-27	H	W, 76-44
1974	12-4	H	W, 80-78
1974	12-18	A	W, 84-82
1975	12-3	A	W, 79-65
1976	11-26	H	W, 94-85
1977	12-7	H	W, 120-88
1977	12-18	A	W, 83-74
1978	12-4	H	W, 109-85
1978	12-9	A	W, 98-88
1979	12-5	N	W, 80-79
1979	12-22	H	W, 95-85
1980	12-6	H	W, 119-81
1980	12-20	N	W, 86-72
1982	3-12	H	L, 72-83
2002	12-28	N	W, 74-62
2003	12-23	H	W, 67-48
2004	11-19	H	W, 83-58
2006	1-3	H	W, 75-58
2006	12-2	A	W, 74-67
2008	1-2	A	L, 63-68

**LSU at home: LSU leads, 69-33**  
**at New Orleans: LSU leads, 53-49**  
**at Neutral Sites: Tied, 2-2**

## TULSA (1-1)

1952	12-2	A	L, 58-84
1953	1-26	H	W, 55-51

## U.S. INTERNATIONAL (1-0)

1984	1-16	H	W, 104-66
------	------	---	-----------

## UAB (3-1)

2003	12-27	N	W, 78-62
2005	3-17	N	L, 68-82
2013	12-21	H	W, 86-63
2014	12-18	A	W, 79-70

**LSU at home: LSU leads, 1-0**  
**at UAB: LSU leads, 1-0**  
**at Neutral Sites: Tied, 1-1**

## UC IRVINE (2-0)

2011	12-15	H	W, 66-59
2012	12-18	A	W, 66-60

## UC SANTA BARBARA (1-0)

2012	11-9	H	W, 77-63
------	------	---	----------

## UCLA (0-8)

1950	12-30	A	L, 66-95
1965	12-27	A	L, 89-95
1969	12-23	A	L, 84-133
1981	12-23	N	L, 76-83
1982	12-20	A	L, 68-82
1993	12-18	A	L, 80-100
1994	12-17	H	L, 72-92
2006	4-1	N	L, 45-59

**LSU at home: UCLA leads, 1-0**  
**at UCLA: UCLA leads, 5-0**  
**at Neutral Sites: UCLA leads, 2-0**

## UNC WILMINGTON (5-0)

1980	12-29	H	W, 100-68
1983	1-17	H	W, 70-55
1983	11-28	A	W, 94-59
1984	12-22	H	W, 88-65
2017	12-10	H	W, 97-84

## UNLV (3-3)

1980	12-13	H	W, 87-73
1981	11-28	A	L, 79-83 OT
1987	12-29	A	L, 59-78
1989	2-25	H	W, 88-87
1990	1-28	H	W, 107-105
1991	11-30	A	L, 55-76

**LSU at home: LSU leads, 3-0**  
**at UNLV: UNLV leads, 3-0**

## UTAH (1-4)

2003	12-16	H	W, 65-51
2005	1-3	A	L, 55-69

2009	1-6	A	L, 61-91
2010	1-2	H	L, 59-61
2018	3-19	A	L, 71-95

## UTAH STATE (1-2)

1970	12-30	N	L, 81-97
1972	12-29	A	L, 83-104
1984	12-28	H	W, 103-71

## VANDERBILT (53-62)

1923	2-27	N	L, 10-36
1926	1-22	H	W, 24-23
1933	1-23	A	L, 34-54
1933	1-24	A	L, 26-52
1935	2-15	H	W, 56-41
1935	2-16	H	W, 40-31
1941	2-27	N	L, 49-63
1947	1-29	N	W, 62-52
1948	1-17	H	W, 56-54
1949	2-19	A	L, 51-61
1949	3-4	N	W, 60-56
1951	1-20	H	L, 61-69
1951	3-3	N	L, 63-75
1952	1-7	A	L, 47-58
1953	1-5	H	W, 74-61
1954	2-15	A	W, 82-69
1955	2-14	H	W, 66-59
1956	2-11	A	L, 68-107
1957	2-9	H	L, 66-78
1958	2-8	A	L, 60-78
1959	2-7	H	L, 57-72
1960	2-6	A	L, 68-80
1961	2-13	H	W, 65-61
1962	2-12	A	L, 67-70
1963	2-8	H	W, 63-56
1964	2-8	A	L, 64-66
1965	2-8	H	L, 85-96
1965	3-8	A	L, 60-106
1966	1-29	A	L, 66-98
1966	2-26	H	L, 84-102
1967	1-30	A	L, 77-79
1967	3-6	A	L, 66-75
1968	1-29	H	L, 91-99
1968	3-4	A	L, 86-115
1969	1-9	A	L, 92-94
1969	2-17	H	L, 83-85
1969	12-11	H	W, 109-86
1970	2-14	A	W, 99-89
1971	2-13	H	L, 75-81
1971	3-4	A	W, 87-85
1972	1-3	H	L, 73-80
1972	2-19	A	L, 83-104
1973	1-2	H	L, 66-71
1973	2-17	A	L, 72-82
1974	1-12	H	W, 84-81
1974	2-11	A	L, 88-91
1975	1-11	A	L, 82-91
1975	2-10	H	L, 74-83
1976	1-31	A	L, 90-103
1976	2-28	H	W, 89-75
1977	1-24	A	L, 67-68
1977	2-21	H	W, 95-74
1978	1-16	A	W, 77-55
1978	2-13	H	W, 80-73
1979	1-8	A	L, 87-88
1979	2-5	H	W, 92-71
1980	1-2	A	L, 66-77
1980	1-30	H	W, 83-81
1981	1-7	H	W, 77-61
1981	2-4	A	W, 86-81
1982	1-6	A	W, 80-73
1982	2-3	H	W, 78-70
1983	1-3	A	L, 65-67
1983	3-3	H	W, 66-53
1984	1-1	H	W, 73-66
1984	3-3	A	L, 68-74
1985	1-19	A	W, 69-68
1985	2-20	H	W, 64-55
1986	1-18	H	W, 84-67
1986	2-20	A	W, 74-68
1986	12-22	H	L, 61-63
1987	1-31	A	L, 65-66
1988	1-6	A	W, 51-39
1988	2-6	H	W, 94-79
1988	3-11	H	W, 87-80
1989	1-18	H	W, 85-84
1989	2-18	A	L, 74-108
1990	1-16	H	W, 101-72
1990	2-18	A	W, 121-108
1991	1-2	H	W, 87-70
1991	2-2	A	L, 59-63
1992	2-15	A	L, 69-76
1993	2-17	H	L, 66-87
1993	3-13	N	W, 72-62
1994	1-15	A	W, 83-81
1995	1-28	H	L, 58-66

2000	3-10	N	W, 71-60
2001	1-10	H	L, 67-71
2002	2-6	A	L, 63-68
2002	3-7	N	W, 69-62
2003	2-12	H	W, 79-60
2004	2-21	A	L, 54-74
2005	3-5	H	W, 81-69
2006	2-22	A	W, 77-66
2006	3-10	N	W, 92-73
2007	1-24	H	L, 53-64
2008	1-19	A	L, 76-92
2009	3-4	H	L, 67-75
2010	2-13	A	L, 69-77
2011	2-26	H	L, 69-90
2011	3-10	N	L, 50-62
2012	2-8	A	L, 61-76
2013	2-6	H	W, 57-56
2014	1-18	H	W, 81-58
2014	3-6	A	W, 57-51
2015	1-24	A	W, 79-75 OT
2016	1-2	A	W, 90-82
2016	12-29	H	L, 87-96
2018	1-20	A	L, 71-77

**LSU at home: LSU leads, 31-20**  
**at Vanderbilt: Vandy leads, 37-16**  
**at Neutral Sites: LSU leads, 6-5**

## VCU (1-0)

2016	11-25	N	L, 74-85
------	-------	---	----------

## VILLANOVA (2-3)

1952	12-29	N	W, 100-94
1976	12-28	H	L, 68-76
1990	3-15	N	W, 70-63
1990	11-24	N	L, 91-93
2007	12-6	A	L, 67-68

## VIRGINIA (0-3)

1981	3-30	N	L, 74-78
2011	1-2	A	L, 50-64
2012	1-2	H	L, 52-57

## VIRGINIA TECH (0-1)

1963	12-20	A	L, 64-72
------	-------	---	----------

## VMI (1-0)

1956	12-27	N	W, 88-67
------	-------	---	----------

## WAKE FOREST (1-2)

1981	12-28	N	W, 70-64
2015	12-29	H	L, 71-77
2016	12-22	A	L, 76-110

## WASHINGTON (2-3)

1953	3-18	N	L, 69-88
1983	12-1	H	W, 51-48
1985	11-27	A	W, 70-61
2006	12-20	A	L, 72-88
2007	12-29	H	L, 65-73

## WASHINGTON & LEE (0-1)

1929	3-1	N	L, 22-32
------	-----	---	----------

## WASHINGTON STATE (2-2)

1973	12-1	A	L, 78-80
1977	11-30	H	W, 83-58
2008	12-27	H	W, 64-52
2009	12-22	N	L, 70-72 OT

## WEBER STATE (2-1)

1972	12-30	N	W, 82-80
2001	11-23	N	L, 74-75 OT
2014	11-22	N	W, 72-58

## WEST VIRGINIA (2-1)

2004	11-27	H	L, 69-84
2005	11-26	A	W, 71-68 OT
2014	12-4	A	W, 74-73

## WEST VIRGINIA STATE (1-0)

1986	12-29	N	W, 93-76
------	-------	---	----------

## WESTERN KENTUCKY (3-0)

1987	1-24	H	W, 67-62
2009	11-17	H	W, 71-60
2011	11-18	N	W, 76-57

## WICHITA STATE (1-5)

1981	3-22	N	W, 96-85
1982	2-21	H	L, 65-66

2006	11-25	H	L, 53-57
2007	12-19	A	L, 47-67
2010	12-18	N	L, 69-71
2016	11-23	N	L, 47-82

## WINTHROP (1-0)

1993	12-28	H	W, 100-71
------	-------	---	-----------

## WISCONSIN (0-4)

1953	12-19	H	L, 66-82
1954	12-18	A	L, 68-107
1967	12-15	N	L, 94-96
2000	3-23	N	L, 48-61

## WOFFORD (1-0)

2016	11-12	H	W, 96-69
------	-------	---	----------

## WRIGHT STATE (1-0)

2006	12-27	H	W, 71-45
------	-------	---	----------

## WYOMING (3-0)

1968	12-26	N	W, 84-78
1999	11-27	N	W, 103-86
2001	1-3	H	W, 73-69



# Regular Season Tournaments

## 2017 – Maui Invitational

### Maui, Hawaii (1-2)

Nov. 20 – LSU 77, Michigan 75  
Nov. 21 – Notre Dame 92, LSU 53  
Nov. 25 – Marquette 94, LSU 84

## 2016 – Battle 4 Atlantis

### Paradise Island, Bahamas (1-2)

Nov. 23 – Wichita State 82, LSU 47  
Nov. 24 – LSU, 66, Ole Dominion 60  
Nov. 25 – VCU 85, LSU 74

## 2015 – Legends Classic

### Brooklyn, New York (0-2)

Nov. 23 – Marquette 81, LSU 80  
Nov. 24 – NC State 83, LSU 72 (OT)

## 2014 – Paradise Jam

### U.S. Virgin Islands (1-2)

Nov. 21 – Old Dominion 70, LSU 61  
Nov. 22 – LSU 72, Weber State 58  
Nov. 24 – Clemson 64, LSU 61

## 2013 – Old Spice Classic

### Orlando, Fla (2-1)

Nov. 28 – LSU 82, Saint Joseph's 65  
Nov. 29 – Memphis 76, LSU 69  
Dec. 1 – LSU 70, Butler 68 (ot)

## 2011 – Charleston Classic

### Charleston, S.C. (2-1)

Nov. 17 – Northwestern 88, LSU 82  
Nov. 18 – LSU 76, Western Kentucky 57  
Nov. 20 – LSU 59, Georgia Tech 50

## 2009 – Pre-Season NIT

### Baton Rouge, New York City (2-2)

Nov. 16 – LSU 56, Indiana State 45  
Nov. 17 – LSU 71, Western Kentucky 60  
Nov. 25 – Connecticut 81, LSU 55  
Nov. 27 – Arizona State 71, LSU 52

## 2008 – LSU Invitational

### Baton Rouge (4-0)

Nov. 20 – LSU 77, Alcorn State 45  
Nov. 23 – LSU 91, Northwestern State 60  
Nov. 28 – LSU 64, Centenary 58  
Nov. 30 – LSU 92, Troy 57

## 2007 – EA Sports Maui Classic

### Lahaina, Maui, Hawaii (1-2)

Nov. 19 – Oklahoma State 83, LSU 77  
Nov. 20 – LSU 82, Chaminade 78  
Nov. 21 – Arizona State 87, LSU 84 (ot)

## 2006 – Hispanic College Funds Classic

### Baton Rouge, La. (3-0)

Dec. 27 – LSU 71, Wright State 45  
Dec. 28 – LSU 92, Miss. Valley State 58  
Dec. 29 – LSU 60, Samford 45

## 2005 – Las Vegas Holiday Classic

### Baton Rouge, Las Vegas (1-2)

Dec. 19 – Northern Iowa 54, LSU 50  
Dec. 22 – LSU 75, UA-Monticello 48  
Dec. 23 – Cincinnati 75, LSU 72

## 2004 – LSU Louisiana Classic

### Baton Rouge (2-0)

Nov. 19 – LSU 83, Tulane 58  
Nov. 21 – LSU 83, Louisiana-Lafayette 69

## 2002 – Hispanic College Funds Classic

### Baton Rouge (2-0)

Nov. 22 – LSU 68, Nicholls State 24  
Nov. 24 – LSU 71, South Alabama 62

## 2001 – Hilo Thanksgiving Classic

### Hilo, Hawaii (2-1)

Nov. 23 – Weber State 75, LSU 74 (ot)  
Nov. 24 – LSU 64, Hawaii-Hilo 62  
Nov. 25 – LSU 84, Mercer 54

## 1999 – Hawaii Pacific Classic

### Honolulu, Hawaii (3-0)

Nov. 26 – LSU 87, Oakland 80  
Nov. 27 – LSU 103, Wyoming 86  
Nov. 28 – LSU 95, Fresno State 85

## 1996 – Maui Classic

### Lahaina, Maui, Hawaii (1-2)

Nov. 25 – Kansas 82, LSU 53  
Nov. 26 – LSU 70, Iowa 60  
Nov. 27 – South Carolina 74, LSU 68

## 1995 – Hawaii Tipoff Classic

### Honolulu, Hawaii (0-2)

Nov. 24 – Saint Louis 79, LSU 70

Nov. 26 – Dayton 86, LSU 73

## 1992 – Maui Invitational

### Lahaina, Maui, Hawaii (1-2)

Dec. 21 – LSU 72, Stanford 63  
Dec. 22 – Duke 96, LSU 76  
Dec. 23 – Memphis 70, LSU 68

## 1989 – Preseason NIT

### Baton Rouge (1-1)

Nov. 15 – LSU 91, Southern Miss 80  
Nov. 17 – Kansas 89, LSU 83

## 1988 – Chaminade Classic

### Honolulu, Hawaii (3-0)

Dec. 28 – LSU 101, Morehead State 88  
Dec. 29 – LSU 94, Chaminade 79  
Dec. 30 – LSU 90, Nebraska 87

## 1987 – UNLV/Bud Light Classic

### Las Vegas, Nev. (0-2)

Dec. 28 – Northern Iowa 90, LSU 80  
Dec. 29 – UNLV 78, LSU 59

## 1987 – LSU Invitational

### Baton Rouge (2-0)

Dec. 4 – LSU 86, Nicholls State 62  
Dec. 5 – LSU 98, Southern 77

## 1986 – LSU Invitational

### Baton Rouge (1-1)

Dec. 19 – LSU 77, Hardin-Simmons 71  
Dec. 20 – New Orleans 82, UNO 71

## 1986 – BYU-Hawaii Tournament

### Honolulu, Hawaii (3-0)

Dec. 29 – LSU 93, West Virginia State 76  
Dec. 30 – LSU 117, Illinois-Chicago 84  
Dec. 31 – LSU 85, BYU-Hawaii 70

## 1985 – LSU Invitational

### Baton Rouge (2-0)

Dec. 20 – LSU 82, Southeastern La. 61  
Dec. 21 – LSU 91, Southern 83

## 1985 – Hawaii BYU Tourney

### Honolulu, Hawaii (4-0)

Nov. 30 – LSU 89, BYU-Hawaii 71  
Dec. 1 – LSU 101, Hawaii Pacific 89  
Dec. 2 – LSU 77, Hawaii-Loa 68  
Dec. 3 – LSU 70, Hawaii-Hilo 61

## 1982 – Hawaii Tipoff Tournament

### Honolulu, Hawaii (2-1)

Nov. 26 – LSU 75, Chaminade 62  
Nov. 27 – LSU 98, Hawaii Pacific 76  
Nov. 28 – Hawaii 68, LSU 66

## 1981 – Sugar Bowl Classic

### New Orleans (1-1)

Dec. 28 – LSU 70, Wake Forest 64  
Dec. 29 – Houston 73, LSU 69

## 1980 – Great Alaskan Shootout


### Anchorage, Alaska (2-1)

Nov. 28 – LSU 79, Colgate 61  
Nov. 29 – Arkansas 86, LSU 76  
Nov. 30 – LSU 76, Georgetown 67

## 1975 – Louisiana Classic

### Baton Rouge (2-0)

Nov. 28 – LSU 109, CCNY 73  
Nov. 29 – LSU 85, California 68



Pete Maravich

## 1974 – Carolina Classic

### Columbia, S.C. (1-1)

Dec. 20 – LSU 105, Duke 95  
Dec. 21 – South Carolina 77, LSU 64

## 1972 – Big Blue Classic

### Logan, Utah (1-1)

Dec. 29 – Utah State 104, LSU 83  
Dec. 30 – LSU 82, Weber State 80

## 1971 – Astro-Bluebonnet Classic

### Houston, Texas (0-2)

Dec. 27 – Houston 100, LSU 66  
Dec. 28 – Texas A&M 73, LSU 68

## 1970 – All-College Tournament

### Oklahoma City, Okla. (2-1)

Dec. 26 – LSU 91, DePaul 72  
Dec. 28 – LSU 89, Montana State 77  
Dec. 30 – Utah State 97, LSU 81

## 1969 – Rainbow Classic

### Honolulu, Hawaii (2-1)

Dec. 27 – LSU 88, SUB PAC 80  
Dec. 29 – LSU 80, St. John's 70  
Dec. 30 – Yale 97, LSU 94

## 1968 – All-College Tournament

### Oklahoma City, Okla. (3-0)

Dec. 26 – LSU 84, Wyoming 78  
Dec. 28 – LSU 101, Oklahoma City 85  
Dec. 30 – LSU 94, Duquesne 91

## 1967 – Milwaukee Classic

### Milwaukee, Wisc. (0-2)

Dec. 15 – Wisconsin 96, LSU 94  
Dec. 16 – Florida State 130, LSU 100

## 1966 – Poinsettia Classic

### Greenville, S. C. (0-2)

Dec. 29 – Clemson 92, LSU 82  
Dec. 30 – Rice 88, LSU 69

## 1965 – Los Angeles Classic

### Los Angeles, Calif. (0-3)

Dec. 27 – UCLA 95, LSU 89  
Dec. 29 – St. John's 102, LSU 62  
Dec. 30 – Northwestern 92, LSU 86

## 1964 – All-College Tournament

### Oklahoma City, Okla. (1-2)

Dec. 28 – Xavier (Ohio) 93, LSU 87  
Dec. 29 – LSU 79, Rice 63  
Dec. 30 – Creighton 93, LSU 79

## 1964 – Evansville Tournament

### Evansville, Ind. (1-1)

Dec. 18 – LSU 88, Denver 82  
Dec. 19 – Evansville 93, LSU 73

LSU has won  
14 tournament  
titles, the last  
the 2008 LSU  
Invitational

# Regular Season Tournaments

## 1963 – Far West Classic

Portland, Ore. (1-2)  
Dec. 26 – Oregon State 87, LSU 57  
Dec. 28 – LSU 92, Iowa 81  
Dec. 30 – Seattle 92, LSU 84

## 1963 – VPI Tournament

Blacksburg, Va. (0-2)  
Dec. 20 – Va. Tech 72, LSU 64  
Dec. 21 – Maryland 75, LSU 65

## 1962 – Hurricane Classic

Miami, Fla. (1-1)  
Dec. 27 – Pittsburgh 96, LSU 73  
Dec. 28 – LSU 55, Cornell 48

## 1961 – Sugar Bowl Classic

New Orleans, La. (1-1)  
Dec. 29 – LSU 84, Louisville 70  
Dec. 30 – Miss. State 73, LSU 51

## 1961 – Birmingham Classic

Birmingham, Ala. (1-1)  
Dec. 15 – Auburn 67, LSU 50  
Dec. 16 – LSU 72, Alabama 63

## 1960 – Poinsettia Classic

Greenville, S.C. (0-2)  
Dec. – Furman 56, LSU 55 (3ot)  
Dec. – BYU 67, LSU 57

## 1959 – Gator Bowl Tournament

Jacksonville, Fla. (0-2)  
Dec. 29 – Georgia 79, LSU 67  
Dec. 30 – Jacksonville 72, LSU 63

## 1958 – Gator Bowl Tournament

Jacksonville, Fla. (2-0)  
Dec. 29 – LSU 63, Georgia 60  
Dec. 30 – LSU 69, Ole Miss 55

## 1957 – Carousel Invitational

Charlotte, N. C. (1-2)  
Dec. 19 – LSU 80, Lafayette 72  
Dec. 20 – Alabama 60, LSU 50  
Dec. 21 – Tennessee 63, LSU 62

## 1956 – Louisiana Invitational

Shreveport, La. (1-2)  
Dec. 27 – LSU 88, VMI 67  
Dec. 28 – Centenary 83, LSU 75  
Dec. 29 – Northwestern State 103, LSU 75

## 1955 – Gator Bowl Tournament

Jacksonville, Fla. (1-1)  
Dec. 28 – Clemson 100, LSU 95  
Dec. 29 – LSU 91, Georgia 86

## 1953 – Sugar Bowl Classic

New Orleans, La. (1-1)  
Dec. 28 – LSU 65, Fordham 49  
Dec. 29 – Holy Cross 66, LSU 56

## 1952 – Sugar Bowl Classic


New Orleans, La. (2-0)  
Dec. 29 – LSU 100, Villanova 94  
Dec. 30 – LSU 70, Saint Louis 67

## 1950 – San Antonio Invitational

San Antonio, Texas (1-1)  
Dec. 22 – Texas 68, LSU 55  
Dec. 23 LSU 64, Alabama 58

## 1947 – Fort Worth Collegiate

Fort Worth, Texas (2-1)  
Dec. 29 – Texas A&M 45, LSU 44  
Dec. 30 – LSU 62, Hardin-Simmons 46  
Dec. 31 – LSU 52, TCU 46



Chris Jackson was All-Tourney in 1988 Chaminade Classic, won by LSU.



Glen Davis helped LSU to the 2006 Hispanic College Funds Classic.

## RECORD FROM IN-SEASON TOURNAMENT LOCATIONS

All-College Tournament – Oklahoma City 6-3  
Battle 4 Atlantis – Paradise Island, Bahamas 1-2  
Big Blue Classic – Logan, Utah 1-1  
Birmingham Classic – Birmingham, Ala. 1-1  
Bluebonnet Classic – Houston, Texas 0-2  
BYU-Hawaii events – Honolulu, Hawaii 7-0  
Carolina Classic – Columbia, S.C. 1-1  
Carousel Invitational – Charlotte, N.C. 1-2  
Chaminade Classic – Honolulu, Hawaii 3-0  
Charleston Classic – Charleston, S.C. 2-1  
Evansville Tournament – Evansville, Ind. 1-1  
Far West Classic – Portland, Ore. 1-2  
Fort Worth Collegiate – Fort Worth, Texas 2-1  
Gator Bowl Invitational – Jacksonville, Fla. 3-3  
Great Alaskan Shootout – Fairbanks, Alaska 2-1  
Hawaii Pacific Classic – Honolulu, Hawaii 3-0  
University of Hawaii events – Honolulu Hawaii 4-4  
Hilo Thanksgiving Classic – Hilo, Hawaii 2-1

Hispanic College Funds Classic – Baton Rouge 5-0  
Hurricane Classic – Miami 1-1  
Las Vegas Classic – Las Vegas, Nev. 1-4  
Legends Classic – Brooklyn, N. Y. 0-2  
Los Angeles Classic – Los Angeles 0-3  
Louisiana Invitational – Shreveport 1-2  
LSU Invitational/Classic – Baton Rouge 13-1  
Maui Classic – Lahaina, Maui 4-8  
Milwaukee Classic – Milwaukee 0-2  
Old Spice/Advocare Classic – Orlando, Fla. 2-1  
Paradise Jam – U.S. Virgin Islands 1-2  
Poinsettia Classic – Greenville, S.C. 0-4  
Pre-Season NIT – Baton Rouge/NYC 3-4  
San Antonio Invitational – San Antonio, Texas 1-1  
Sugar Bowl Classic – New Orleans 5-3  
VPI Tournament – Blacksburg, Va. 0-2

# LSU In the Postseason

## 21 NCAA Tournament Appearances

**1953 1954 1979 1980 1981 1984 1985 1986**  
**1987 1988 1989 1990 1991 1992 1993 2000**  
**2003 2005 2006 2009 2015**

## 1953 NCAA Tournament

### Coach Harry Rabenhorst • LSU #7

East Regional - Raleigh, N. C.

March 13 - LSU 89, Lebanon Valley 76 (Regional Semifinals)

March 14 - LSU 81, Holy Cross 73 (Regional Finals)

Final Four - Kansas City, Mo.

March 17 - #1 Indiana 80, LSU 67 (National Semifinals)

March 18 - #4 Washington 88, LSU 69 (National 3rd Place Game)

## 1954 NCAA Tournament

### Coach Harry Rabenhorst • LSU #8

East Regional - Iowa City, Iowa

March 12 - Penn State 78, LSU 70 (Regional Semifinals)

March 13 - #2 Indiana 73, LSU 62 (Regional Third Place Game)

## 1979 NCAA Tournament

### Coach Dale Brown • LSU #9/#7

Midwest Regional - Bloomington, Ind.

March 10 - LSU 71, Appalachian State 57 (Second Round)

Midwest Regional - Indianapolis, Ind.

March 16 - #3 Michigan State 87, LSU 71 (Regional Semifinals)

## 1980 NCAA Tournament

### Coach Dale Brown • LSU #3

Midwest Regional - Denton, Texas

March 9 - LSU 98, Alcorn State 88 (Second Round)

Midwest Regional - Houston, Texas

March 14 - LSU 68, #16 Missouri 63 (Regional Semifinals)

March 16 - Louisville 86, #3 LSU 66 (Regional Finals)

## 1981 NCAA Tournament

### Coach Dale Brown • LSU #4

Midwest Regional - Austin, Texas

March 14 - LSU 100, Lamar 78 (Second Round)

Midwest Regional - New Orleans, La.

March 20 - LSU 72, #20 Arkansas 56 (Regional Semifinals)

March 22 - LSU 96, Wichita State 85 (Regional Finals)

NCAA Final Four - Philadelphia, Pa.

March 28 - #9 Indiana 67, LSU 49 (National Semifinals)

March 30 - #5 Virginia 78, LSU 74 (National Third Place Game)

## 1984 NCAA Tournament

### Coach Dale Brown • LSU NR

West Regional - Salt Lake City, Utah

March 15 - Dayton 74, LSU 66 (First Round)

## 1985 NCAA Tournament

### Coach Dale Brown • LSU #20

Southeast Regional - Dayton, Ohio

March 15 - Navy 78, LSU 55 (First Round)

## 1986 NCAA Tournament

### Coach Dale Brown • LSU NR

Southeast Regional - Baton Rouge, La.

March 13 - LSU 94, Purdue 87 (2 ot) (First Round)

March 15 - LSU 83, #12 Memphis State 81 (Second Round)

Southeast Regional - Atlanta, Ga.

March 20 - LSU 70, #6 Georgia Tech 64 (Regional Semifinals)

March 22 - LSU 59, #3 Kentucky 57 (Regional Finals)

NCAA Final Four - Dallas, Texas

March 29 - #7 Louisville 88, LSU 77 (National Semifinals)

## 1987 NCAA Tournament

### Coach Dale Brown • LSU NR

Midwest Regional - Chicago, Ill.

March 13 - LSU 85, Georgia Tech 79 (First Round)

March 15 - LSU 72, #8 Temple 62 (Second Round)

Midwest Regional - Cincinnati, Ohio

March 20 - LSU 63, #5 DePaul 58 (Regional Semifinals)

March 22 - #3 Indiana 77, LSU 76 (Regional Finals)

## 1988 NCAA Tournament

### Coach Dale Brown • LSU NR

East Regional - Hartford, Conn.

March 18 - Georgetown 66, LSU 63 (First Round)

## 1989 NCAA Tournament

### Coach Dale Brown • LSU NR

West Regional - Tucson, Ariz.

March 17 - Texas-El Paso 85, LSU 74 (First Round)

## 1990 NCAA Tournament

### Coach Dale Brown • LSU #19

Southeast Regional - Knoxville, Tenn.

March 15 - LSU 70, Villanova 63 (First Round)

March 17 - Georgia Tech 94, LSU 91 (Second Round)

## 1991 NCAA Tournament

### Coach Dale Brown • LSU #22

Midwest Regional - Minneapolis, Minn.

March 14 - Connecticut 79, LSU 62 (First Round)

## 1992 NCAA Tournament

### Coach Dale Brown • LSU #25

West Regional - Boise, Idaho

March 19 - LSU 94, Brigham Young 83 (First Round)

March 21 - #5 Indiana 89, LSU 79 (Second Round)

## 1993 NCAA Tournament

### Coach Dale Brown • LSU NR

Midwest Regional - Chicago, Ill.

March 18 - California 66, LSU 64 (First Round)

## 2000 NCAA Tournament

### Coach John Brady • LSU #10

West Regional - Salt Lake City

March 16 - LSU 64, SE Missouri St. 61

March 18 - LSU 72, #15 Texas 67

West Regional - Albuquerque, N.M.

March 23 - Wisconsin 61, LSU 48



# LSU In the Postseason

## 2003 NCAA Tournament

**Coach John Brady • LSU NR**

First Round – Birmingham, Ala.

March 21 – Purdue 80, LSU 56

## 2005 NCAA Tournament

**Coach John Brady • LSU NR**

First Round – Boise, Idaho

March 17 – UAB 82, LSU 68

## 2006 NCAA Tournament

**Coach John Brady • LSU #19**

First and Second Round – Jacksonville, Fla.

March 16 – LSU 80, Iona 64

March 18 – LSU 58, Texas A&M 57

Regional Round – Atlanta, Ga.

March 23 – LSU 62, #1 Duke 54

March 25 – LSU 70, #9 Texas 60 (ot)

NCAA Final Four – Indianapolis, Ind.

April 1 – #17 UCLA 59, LSU 45

## 2009 NCAA Tournament

**Coach Trent Johnson • LSU #21**

First and Second Round – Greensboro, N. C.

March 19 – LSU 75, Butler 71

March 21 – North Carolina 84, LSU 70

## 2015 NCAA Tournament

**Coach Johnny Jones • LSU NR**

Second Round – Pittsburgh, Pa.

March 19 – NC State 66, LSU 65

## 7 NIT Appearances

1970 1982 1983 2002 2004 2012 2014 2018

### 1970

**National Invitation Tournament**

**Coach Press Maravich • LSU NR**

Madison Square Garden – New York, New York

March 15 – LSU 83, Georgetown 82 (First Round)

March 17 – LSU 97, Oklahoma 94 (Quarterfinals)

March 19 – #8 Marquette 101, LSU 79 (Semifinals)

March 21 – Army 75, LSU 68 (Third Place Game)

### 1982

**National Invitation Tournament**

**Coach Dale Brown • LSU NR**

First Round – Baton Rouge, La.

March 12 – Tulane 83, LSU 72

### 1983

**National Invitation Tournament**

**Coach Dale Brown • LSU NR**

First Round – Baton Rouge, La.

March 16 – New Orleans 99, LSU 94 (ot)

### 2002

**National Invitation Tournament**

**Coach John Brady • LSU NR**

First Round – Iowa City, Iowa

March 13 – LSU 63, Iowa 61

Second Round – Baton Rouge, La.

March 19 – Ball State 75, LSU 65

### 2004

**National Invitation Tournament**

**Coach John Brady • LSU NR**

First Round – Norman, Okla.

March 17 – Oklahoma 70, LSU 61

### 2012

**National Invitation Tournament**

**Coach Trent Johnson • LSU NR**

First Round – Eugene, Ore.

March 18 – Oregon 96, LSU 76

### 2014

**National Invitation Tournament**

**Coach Johnny Jones • LSU NR**

First Round – San Francisco, Calif.

March 19 – LSU 71, San Francisco 63

Second Round – Dallas, Texas

March 24 – SMU 80, LSU 67

### 2018

**National Invitation Tournament**

**Coach Will Wade • LSU NR**

First Round – Baton Rouge, La.

March 14 – LSU 84, UL-Lafayette 76

Second Round – Salt Lake City, Utah

March 19 – Utah 95, LSU 71



## LSU's First NCAA Final Four Heroes

One of the most recent reunions of NCAA Final Four teams at LSU brought back the group that will always be known as the first – the 1953 LSU Tigers, who were back in 2013 for a reminder to LSU fans about their magical journey to college basketball's pinnacle now 60-plus years ago.

Eight members of the team returned to campus and were honored with a Tipoff Club function prior to a hero's welcome on the floor of the Maravich Center.

Kenny Bridges, Ned Clark, Bob Freshley, Don Loughmiller, Benny McArdle, Bob Pettit, Charlie Roberts and Don Sebastien were back.

The 1953 team coached by Harry Rabenhorst won the Southeastern Conference that year and advanced to the national semifinals. It wasn't known as "The Final Four" yet, just the semifinal game of a national tournament. But the

memories are still there of a magical time for these players.

Pettit would go on to legendary status at LSU and the NBA and he would have his number retired by LSU. But the 1953 season for the LSU Tigers was the story of a team that had a cast of players who could all contribute.

Their return visit in 2013, 20 years from the last time they were all together for an LSU basketball weekend, gave us a look back at a magical journey in the 1950s era of LSU and college basketball.

# LSU In the Postseason

## 1953 NCAA Final Four Tigers

**1953 — 22-3, SEC CHAMPIONS**

Coach Harry Rabenhorst  
Assistant Coach Don Chaney  
Manager Fred Poerschke  
Don Belcher  
P. Brayman  
Kenny Bridges

Ned Clark  
Bob Freshley  
Leslie Jones  
Bill Lee  
Don Loughmiller  
Norman Magee

Darrell McArdle  
James McNeilly  
Bob Pettit  
Charley Roberts  
Darrell Schultz

## 1981 NCAA Final Four Tigers

**31-5 SEC CHAMPIONS**

Coach Dale Brown  
Associate Coach Ron Abernathy  
Assistant Coach Rick Huckabay  
Assistant Coach Jordy Hultberg  
Trainer Dr. Martin Broussard  
Manager Stan Harris  
Mark Alcorn

J. Brian Bergeron  
Tyrone Black  
Howard Carter  
Andy Campbell  
Greg Cook  
Joe Costello  
Matt England

Johnny Jones  
Brian Kistler  
Durand Macklin  
Ethan Martin  
Leonard Mitchell  
Willie Sims  
John Tudor

## 1986 NCAA Final Four Tigers

**26-12**

Coach Dale Brown  
Associate Coach Ron Abernathy  
Assistant Coach Bo Bahnsen  
Assistant Coach Johnny Jones  
Ricky Blanton  
Oliver Brown

Neboisha Bukumirovich  
Ocie Conley  
Zoran Jovanovich  
Don Redden  
Derrick Taylor  
Jose Vargas

John Williams  
Anthony Wilson  
Edwin Wilson  
Bernard Woodside

## 2006 NCAA Final Four Tigers

**27-9 SEC CHAMPIONS**

Coach John Brady  
Associate Head Coach Butch Pierre  
Assistant Coach Nikita Johnson  
Assistant Coach John Treloar  
Administrative Assist. Scott Soprych  
Trainer Shawn Eddy  
Strength Coach Jeff Dillman

Manager Chris Heine  
Manager Jason Reed  
Manager Louis Ruffino  
Glen Davis  
Alex Farrer  
David Fleshman  
Chris Johnson  
Darnell Lazare

Dameon Mason  
Tack Minor  
Darrel Mitchell  
Tasmin Mitchell  
Magnum Rolle  
Garrett Temple  
Tyrus Thomas  
Ben Voogd

## LSU Players Who Have Participated in Three or More NCAA Tournaments

### FOUR

Ricky Blanton	1985-86-88-89
Oliver Brown	1984-85-86-87
Neboisha Bukumirovich	1985-86-87-88
Geert Hammink	1989-91-92-93
Vernel Singleton	1989-90-91-92
Jose Vargas	1985-86-87-88
Anthony Wilson	1984-85-86-87
Bernard Woodside	1985-86-87-88

### THREE

Harold Boudreaux	1990-91-92
Brian Bergeron	1979-80-81
Andy Campbell	1979-80-81
Greg Cook	1979-80-81
Mike Hansen	1991-92-93
Rich Krajewski	1989-90-91
Ethan Martin	1979-80-81
Darrel Mitchell	2003-05-06
Shaquille O'Neal	1990-91-92
Wayne Sims	1989-90-91
Willie Sims	1979-80-81
Derrick Taylor	1984-85-86
Maurice Williamson	1990-92-93
Nikita Wilson	1984-85-87

# LSU In the Postseason



The Tigers practice at the RCA Dome prior to the 2006 NCAA Final Four.

## SEC Final Four Appearances

	APPEARANCES	COACHES
Kentucky	17	Adolph Rupp (6), John Calipari (4), Joe Hall (3), Rick Pitino (3), Tubby Smith (1), Lon Kruger (1), Billy Donovan (4)
Florida	5	Lon Kruger (1), Billy Donovan (4)
<b>LSU</b>	<b>4</b>	<b>Dale Brown (2), Harry Rabenhorst (1), John Brady (1)</b>
Arkansas	2	Nolan Richardson (2)
Georgia	1	Hugh Durham (1)
Miss. State	1	Richard Williams (1)

## SEC in NCAA

	SWEET	ELITE	FF	NCAA TITLES
Alabama	7	1	0	0
Arkansas	14	8	6	1
Auburn	4	1	0	0
Florida	9	8	5	2
Georgia	2	1	1	0
Kentucky	45	34	17	8
<b>LSU</b>	<b>9</b>	<b>6</b>	<b>4</b>	<b>0</b>
Ole Miss	1	0	0	0
Miss. State	3	1	1	0
South Carolina	3	0	0	0
Tennessee	7	1	0	0
Texas A&M	2	0	0	0
Vanderbilt	6	1	0	0

## LSU vs. All NCAA/NIT Opponents

TEAM	RECORD	LAST PLAYED	TEAM	RECORD	LAST PLAYED
UAB	0-1	2005	Michigan State	1-0	1979
Alcorn State	1-0	1980	Missouri	1-0	1980
Appalachian St.	1-0	1979	Navy	0-1	1985
Arkansas	1-0	1981	NC State	0-1	2015
Army	0-1	1970	New Orleans	0-1	1983
Ball State	0-1	2002	North Carolina	0-1	2009
Brigham Young	1-0	1992	Oklahoma	1-1	2004
Butler	1-0	2009	Penn State	0-1	1954
California	0-1	1993	Purdue	1-1	2003
Connecticut	0-1	1991	San Francisco	0-1	2014
Dayton	0-1	1984	SE Mo. State	1-0	2000
DePaul	1-0	1987	SMU	0-1	2014
Duke	1-0	2006	Temple	1-0	1987
Georgetown	1-0	1970	Texas	2-0	2006
Georgia Tech	2-1	1990	Texas A&M	1-0	2006
Holy Cross	1-0	1953	Tulane	0-1	1982
Indiana	0-5	1992	UCLA	0-1	2006
Iona	1-0	2006	UL-Lafayette	1-0	2018
Iowa	1-0	2002	UTEP	0-1	1989
Kentucky	1-0	1986	Utah	0-1	2018
Lamar	1-0	1981	Villanova	1-0	1990
Lebanon Valley	1-0	1953	Virginia	0-1	1981
Louisville	0-2	1986	Washington	0-1	1953
Marquette	0-1	1970	Wichita State	1-0	1981
Memphis	1-1	1986	Wisconsin	0-1	2000

## LSU Record at NCAA/NIT Sites

CITY	RECORD	LAST PLAYED	LAST CITY	RECORD	PLAYED
Albuquerque, N.M.	0-1	2000	Indianapolis, Ind.	0-2	2006
Atlanta, Ga.	4-0	2006	Iowa City, Iowa	1-2	2002
Austin, Texas	1-0	1981	Jacksonville, Fla.	2-0	2006
Baton Rouge, La.	3-3	2018	Kansas City, Mo.	0-2	1953
Birmingham, Ala.	0-1	2003	Knoxville, Tenn.	1-1	1990
Boise, Id.	1-2	2005	Minneapolis, Minn.	0-1	1991
Chicago, Ill.	2-1	1993	New Orleans, La.	2-0	1981
Cincinnati, Ohio	1-1	1987	New York, N.Y.	2-2	1970
Dallas, Texas	0-2	2014	Norman, Okla.	0-1	2004
Dayton, Ohio	0-1	1985	Philadelphia, Pa.	0-2	1981
Denton, Texas	1-0	1980	Pittsburgh, Pa.	0-1	2015
Eugene, Ore.	0-1	2012	Raleigh, N.C.	2-0	1953
Greensboro, N.C.	1-1	2009	San Francisco	1-0	2014
Hartford, Conn.	0-1	1988	Salt Lake City	2-2	2018
Houston, Texas	1-1	1980	Tucson, Ariz.	0-1	1989

## SEC IN POSTSEASON TOURNAMENTS

### NCAA TOURNAMENT

SCHOOL	APP.	W-L	PCT.
Kentucky	56	122-50	.709
Arkansas	31	41-31	.569
Missouri	27	22-27	.449
Tennessee	21	20-22	.476
<b>LSU</b>	<b>20</b>	<b>24-23</b>	<b>.511</b>
Alabama	20	19-20	.487
Vanderbilt	14	10-15	.435
Texas A&M	14	13-15	.464
Miss. State	10	11-10	.524
Auburn	9	13-9	.591
Georgia	8	5-8	.385
South Carolina	9	8-10	.444
Ole Miss	7	4-7	.364

## National Invitation Tournament

SCHOOL	APP.	W-L	PCT.
Alabama	14	23-17	.575
Tennessee	13	13-13	.500
South Carolina	12	22-10	.687
Ole Miss	12	15-12	.555
Vanderbilt	11	18-10	.642
Florida	10	13-12	.520
Kentucky	9	13-7	.650
Miss. State	9	10-9	.526
<b>LSU</b>	<b>8</b>	<b>5-9</b>	<b>.357</b>
Missouri	8	2-8	.200
Texas A&M	6	6-6	.500
Auburn	6	4-6	.400
Arkansas	3	5-4	.571

## LSU Coaches Post-Season Appearances

	TOTAL	NCAA	NIT
Dale Brown	15	13	2
John Brady	6	4	2
Johnny Jones	2	1	1
Harry Rabenhorst	2	2	0
Trent Johnson	2	1	1
Will Wade	1	0	1
Press Maravich	1	0	1



# Record vs. Conferences

## Southeastern Conference

**Record vs. SEC: 709-747**

Alabama	71-108
Arkansas	30-35
Auburn	85-69
Florida	64-45
Georgia	64-46
Kentucky	26-88
Ole Miss	121-88
Mississippi State	110-102
Missouri	6-2
South Carolina	15-18
Tennessee	46-65
Texas A&M	20-18
Vanderbilt	54-61

## America Athletic Conference

**LSU Record vs. AA: 142-111**

Cincinnati	0-1
Connecticut	1-3
Houston	8-11
Memphis	3-4
SMU	2-3
Temple	2-0
Tulane	124-84
Tulsa	1-1
Wichita State	1-5

## America East Conference

**LSU Record vs. AE: 2-0**

Maine	1-0
Maryland-Baltimore County	1-0

## Atlantic 10 Conference

**LSU Record vs. Atlantic 10: 6-9**

Dayton	0-2
Duquesne	1-0
Fordham	1-0
George Mason	1-0
Massachusetts	1-1
Rhode Island	0-1
Saint Joseph's (Pa.)	1-1
Saint Louis	1-3
VCU	0-1

## Atlantic Coast Conference

**LSU Record vs. ACC: 37-57**

Clemson	3-3
Duke	2-5
Florida State	3-2
Georgia Tech	21-14
Louisville	1-8
Miami (Fla.)	1-3
North Carolina	2-10
NC State	0-2
Notre Dame	1-1
Pittsburgh	2-2
Syracuse	0-1
Virginia	0-3
Virginia Tech	0-1
Wake Forest	1-2

## Atlantic Sun Conference

**LSU Record vs. AS: 4-1**

Kennesaw State	1-0
Jacksonville	0-1
North Florida	3-0

## Big 12 Conference

**LSU Record vs. Big 12: 38-30**

Baylor	3-4
Kansas	1-3
Oklahoma	3-2
Oklahoma State	2-2
Texas	19-11
TCU	3-1
Texas Tech	3-4
West Virginia	4-3

## Big East Conference

**LSU Record vs. Big East: 15-17**

Butler	2-0
Creighton	0-1
DePaul	3-3
Georgetown	4-2
Marquette	1-4
St. John's	1-2
Seton Hall	1-0
Villanova	2-2
Xavier	1-3

## Big Sky Conference

**LSU Record vs. Big Sky: 9-0**

Montana State	4-0
Northern Arizona	2-0
Weber State	3-0

## Big South Conference

**LSU Record vs. Big South: 5-3**

Campbell	2-0
Coastal Carolina	0-2
Gardner-Webb	2-0
Radford	0-1
Winthrop	1-0

## Big Ten Conference

**LSU Record vs. Big 10: 10-23**

Illinois	0-2
Indiana	0-5
Iowa	2-1
Maryland	2-2
Michigan	1-2
Michigan State	0-1
Nebraska	1-0
Northwestern	1-3
Ohio State	1-1
Penn State	0-1
Purdue	1-1
Rutgers	1-0
Wisconsin	0-4

## Big West Conference

**LSU Record vs. Big West: 5-2**

Cal State Fullerton	1-0
UC-Irvine	2-0
UC Santa Barbara	1-0
Hawaii	0-1
Pacific	1-1

## Colonial Athletic Association

**LSU Record vs. Colonial: 9-1**

Charleston	2-1
Delaware	1-0
UNCW	5-0
Towson	1-0

## Conference USA

**LSU Record vs. C-USA: 45-31**

Louisiana Tech	10-1
Middle Tennessee	1-0
North Texas	1-1
Old Dominion	1-1
Rice	17-25
Southern Miss	7-1
UAB	3-1
UTEP	2-1
Western Kentucky	3-0

## Horizon League

**LSU Record vs. Horizon: 4-0**

Cleveland State	1-0
Illinois-Chicago	1-0
Oakland	1-0
Wright State	1-0

## Ivy Group

**LSU Record vs. Ivy: 3-1**

Cornell	3-0
Yale	0-1

## Metro Atlantic Conference

**LSU Record vs. Metro Atl.: 8-3**

Canisius	0-2
Iona	3-1
Marist	2-0
Niagara	1-0
St. Peter's	2-0

## Mid-American Conference

**LSU Record vs. Mid-America: 1-1**

Ball State	0-1
Central Michigan	1-0

## Mid-Eastern Athletic Conference

**LSU Record vs. MEAC: 6-2**

Coppin State	0-1
Delaware State	1-0
Howard	1-0
Norfolk State	1-0
North Carolina A&T	1-1
North Carolina Central	1-0
Savannah State	1-0

## Missouri Valley Conference

**LSU Record vs. MVC: 3-3**

Drake	1-0
Evansville	0-1
Loyola (Ill.)	2-0
Northern Iowa	0-2

## Mountain West Conference

**LSU Record vs. MW: 10-9**

Boise State	1-1
Fresno State	1-2
Nevada	1-1
UNLV	3-3
Utah State	1-2
Wyoming	3-0

## Northeast Conference

**LSU Record vs. Northeast: 5-1**

Central Connecticut State	1-0
Farleigh Dickinson	1-0
Long Island	0-1
Robert Morris	1-0
St. Francis (N.Y.)	1-0
St. Francis (Pa.)	1-0

## Ohio Valley Conference

**LSU Record vs. OVC: 9-0**

Belmont	1-0
Morehead State	1-0
Southeast Missouri State	1-0
Tennessee-Martin	5-0
Tennessee State	1-0

## Pacific 12 Conference

**LSU Record vs. Pac-12: 18-31**

Arizona	3-3
Arizona State	0-1
California	2-1
Oregon	0-1
Oregon State	5-1
Southern California	1-6
Stanford	2-2
UCLA	0-7
Utah	1-4
Washington	2-3
Washington State	2-2

## Patriot League

**LSU Record vs. Patriot: 9-3**

American	1-0
Army	1-1
Boston University	2-0
Colgate	2-0
Holy Cross	1-1
Lafayette	2-0
Navy	0-1

## Southern Conference

**LSU Record vs. Southern: 10-2**

Chattanooga	1-0
Furman	0-1
Mercer	3-0
Samford	4-1
VMI	1-0
Wofford	1-0

## Southland Conference

**LSU Record vs. Southland: 89-14**

Houston Baptist	1-0
Lamar	3-1
McNeese State	24-0
New Orleans	11-4
Nicholls State	17-1
Northwestern State	18-6
Sam Houston State	3-0
Southeastern Louisiana	11-1
Stephen F. Austin	0-1
Texas A&M Corpus Christi	1-0

## Southwestern Athletic Conference

**LSU Record vs. SWAC: 24-1**

Alcorn State	3-0
Grambling State	3-0
Jackson State	3-1
Mississippi Valley State	2-0
Prairie View	3-0
Southern	8-0
Texas Southern	2-0

## Summit League

**LSU Record vs. Summit: 5-2**

Oral Roberts	5-2
--------------	-----

## Sun Belt Conference

**LSU Record vs. Sun Belt: 53-3**

Appalachian State	1-0
Arkansas State	2-1
Georgia State	1-0
Louisiana-Lafayette	37-10
Louisiana-Monroe	5-0
South Alabama	3-1
Troy	4-1

## West Coast Conference

**LSU Record vs. WCC: 5-1**

BYU	1-1
Loyola Marymount	2-0
Santa Clara	1-0
Pacific	1-1

## Western Athletic Conference

**LSU Record in WAC: 4-0**

San Francisco	1-0
Texas-Pan American	3-0

# LSU In The Polls

## LSU in the Associated Press Poll

YEAR	PS	1	2	3	4	5	6	7	8	9	10	11	12	13	14	15	16	17	18	19	DATES
1952-53		10	8	17	11	14	14	11	10	8	6	6	5	7	5						Dec. 16-March 24
1953-54		10	5	14	18	16	12	14	17	17	13	12	7	8	14						Dec. 8-March 23
1969-70			15																		Dec. 9-March 10
1978-79	14	11	12	11	10	7	7	5	9	9	9	8	6	5	8	9	7				Nov. 28-March 13
1979-80	7	6	6	7	5	4	6	14	11	10	7	6	5	5	3						Dec. 4-March 4
1980-81	12	15	11	10	10	10	9	6	5	4	4	4	4	2	3	4					Dec. 2-March 10
1981-82	17																				Dec. 1-March 9
1983-84	11	12	9	10	11	9	9	11	15	10	14	20	17								Nov. 29-March 13
1984-85	14	16	13	19	19	18	14									19	20				Nov. 27-March 12
1985-86	14	12	11	11	9	9	8	8	14	14	17										Nov. 26-March 11
1988-89													19		20						Nov. 22-March 14
1989-90	2	9	9	9	8	9	11	14	13	16	14	11	9	12	15	16	19				Nov. 27-March 13
1990-91	14	20	18	12	10	15	14	20	20	16	14	19	20	19	18	16	22				Nov. 27-March 12
1991-92	6	9	16	25								22	20			23	23	25			Nov. 25-March 16
1993-94						25															Nov. 22-March 14
1999-00									21	24			22	25	16	15	12	10	10		Nov. 16-March 14
2002-03								24	21		23										Nov. 19-March 18
2003-04															24						Nov. 25-March 16
2005-06					25									24		25	24	21	18	19	Nov. 15-March 14
2006-07	5	7	6	10	9	12	12	17	14	13	16	21									Nov. 14-March 13
2008-09															23	18	12	20	21		Nov. 10-March 16
2015-16	21	21	23	22																	

### Wins Against Teams Ranked Top Three in AP Poll

#### No.1

LSU 95, No. 1 Kentucky 94 (ot) -  
Baton Rouge - Feb. 11, 1978

---

LSU 66, No. 1 Arizona 65 -  
Baton Rouge - Dec. 21, 2002

---

No. 19 LSU 62, No. 1 Duke 54 -  
Atlanta, Ga. - March 23, 2006

#### No.2

LSU 82, No. 2 Georgetown 80 -  
New Orleans - Jan. 28, 1989

---

No. 18 LSU 92, No. 2 Arizona 82 -  
Baton Rouge - Dec. 8, 1990

#### No.3

No. 6 LSU 81, No. 3 Kentucky 67 -  
Baton Rouge - Jan. 19, 1981

---

LSU 59, No. 3 Kentucky 67 -  
Baton Rouge - Jan. 19, 1981

---

LSU 66, No. 3 Florida 56 -  
Baton Rouge - Feb. 24, 2006

### LSU's Record as a Ranked Team in AP Poll

RK	W	L	PCT.
1			
2	2	2	.500
3	3	2	.600
4	13	4	.765
5	14	4	.778
6	12	2	.857
7	14	4	.778
8	10	6	.625
9	21	6	.778
10	20	6	.769
11	23	2	.920
12	16	5	.762
13	6	3	.667
14	23	8	.742
15	9	2	.818
16	10	6	.625
17	9	5	.643
18	8	3	.727
19	13	4	.765
20	9	5	.643
21	6	5	.545
22	2	5	.286
23	7	3	.700
24	4	4	.500
25	6	3	.667
<b>TOTALS</b>	<b>260</b>	<b>99</b>	<b>73.0%</b>

### LSU's Record vs. Ranked Teams in AP Poll


RK	W	L	PCT.
1	3	18	.143
2	3	14	.176
3	3	10	.231
4	0	19	.000
5	6	17	.261
6	5	10	.333
7	5	13	.278
8	4	13	.235
9	5	14	.263
10	3	9	.250
11	6	10	.375
12	1	9	.100
13	2	12	.143
14	3	9	.250
15	3	12	.200
16	7	7	.500
17	2	11	.154
18	5	11	.312
19	2	7	.222
20	4	6	.400
21	0	7	.000
22	5	5	.500
23	0	3	.000
24	2	4	.333
25	0	6	.000
<b>TOTALS</b>	<b>79</b>	<b>256</b>	<b>23.6%</b>

## Highlights of the AP Poll

### POLL DEBUT - DEC. 16, 1952

Total Poll Appearances All-Time - 198  
 Most Consecutive Polls - 49 (Preseason poll, 1978-79, to preseason poll, 1981-82)  
 Total Appearances in AP Final Poll - 12  
 Highest Ranking in AP Poll - 2 (Feb. 24, 1981, Preseason poll 1989-90)  
 LSU has appeared in 17.6 percent of 1,162 polls from 1949 through the end of 2018.

LSU's record since 1948-49 against teams ranked in top 10 - 37-136 (21.4 percent).  
 LSU's record since 1948-49 against teams ranked in AP's top 25 - 79-256 (23.6 percent).  
 LSU versus top-ranked teams in the AP poll - 3-18 (14.3 percent).  
 LSU when ranked in the AP poll since 1948-49 season has a record of 260-99 (73.0 percent).  
 LSU's record when both teams are ranked is 26-39 (40.0 percent).  
 LSU was last ranked No. 22 in the third poll of the 2015-16 season.



# LSU In The Polls

## LSU vs. Top 10 teams in the Associated Press Poll

(since the poll started during the 1948-49 season)

### LSU vs. No. 1 ranked Opponents (3-18 Overall; 2-8 Home; 0-5 Away; 1-5 Neutral)

1951	1-31	Kentucky	L, 59-81	Baton Rouge, La.
1952	3-1	Kentucky	L, 43-44	Louisville, Ky. (SECT)
1953	3-17	Indiana	L, 67-80 (7)	Kansas City, Mo. (NCAA)
1954	3-9	Kentucky	L, 56-63 (8)	Nashville, Tenn. (SEC Playoff)
1955	1-17	Kentucky	L, 62-64	Baton Rouge, La.
1959	1-10	Kentucky	L, 61-76	Baton Rouge, La.
1978	1-14	Kentucky	L, 76-96	Lexington, Ky.
1978	2-11	Kentucky	W, 95-94 (OT)	Baton Rouge, La.
1980	1-20	DePaul	L, 73-78 (14)	Chicago, Ill.
1984	1-29	North Carolina	L, 79-90 (10)	Chapel Hill, N.C.
1992	2-8	Duke	L, 79-90 (22)	Baton Rouge, La.
1992	12-22	Duke	L, 67-96	Maui, Hawaii
1994	3-2	Arkansas	L, 105-108 (OT)	Baton Rouge, La.
2000	12-20	Arizona	L, 75-88	Tucson, Ariz.
2002	12-21	Arizona	W, 66-65	Baton Rouge, La.
2006	3-23	Duke	W, 62-54 (19)	Atlanta, Ga. (NCAA)
2012	1-28	Kentucky	L, 50-74	Baton Rouge, La.
2012	3-9	Kentucky	L, 51-60	New Orleans, La. (SECT)
2014	3-1	Florida	L, 61-79	Gainesville, Fla.
2015	2-10	Kentucky	L, 69-71	Baton Rouge, La.
2016	1-30	Oklahoma	L, 75-77	Baton Rouge, La.

### LSU vs. No. 2 ranked Opponents (3-14 Overall; 1-5 Home; 0-6 Away; 2-3 Neutral)

1954	3-13	Indiana	L, 62-73 (8)	Iowa City, Iowa
1964	1-10	Kentucky	L, 84-103	Lexington, Ky.
1966	1-24	Kentucky	L, 85-111	Lexington, Ky.
1969	12-23	UCLA	L, 84-133	Los Angeles, Calif.
1970	1-24	Kentucky	L, 96-109	Lexington, Ky.
1970	2-21	Kentucky	L, 105-121	Baton Rouge, La.
1977	2-19	Kentucky	L, 76-90	Baton Rouge, La.
1980	3-1	Kentucky	W, 80-78 (5)	Birmingham, Ala. (SECT)
1984	1-7	Kentucky	L, 80-96 (9)	Baton Rouge, La.
1989	1-28	Georgetown	W, 82-80	New Orleans, La.
1990	12-8	Arizona	W, 92-82	Baton Rouge, La.
1994	12-17	UCLA	L, 72-92	Baton Rouge, La.
1996	1-16	Kentucky	L, 97-129	Baton Rouge, La.
1996	11-25	Kansas	L, 53-82	Maui, Hawaii
2002	1-16	Florida	L, 70-102	Gainesville, Fla.
2006	1-7	UConn	L, 66-67	Harford, Conn.
2009	3-21	North Carolina	L, 70-84 (21)	Greensboro, N.C. (NCAA)

### LSU vs. No. 3 ranked Opponents (3-10 Overall; 2-3 Home; 0-5 Away; 1-2 Neutral)

1957	1-12	Kentucky	L, 46-51	Baton Rouge, La.
1962	1-12	Kentucky	L, 63-84	Lexington, Ky.
1977	12-29	Arkansas	L, 62-67	Baton Rouge, La.
1979	3-16	Michigan State	L, 71-87 (7)	Indianapolis, Ind. (NCAA)
1980	2-24	Kentucky	L, 74-76 (OT)(5)	Baton Rouge, La.
1981	1-19	Kentucky	W, 81-67 (6)	Baton Rouge, La.
1983	1-5	Kentucky	L, 50-52	Lexington, Ky.
1984	3-5	Kentucky	L, 68-90	Lexington, Ky.
1986	3-22	Kentucky	W, 59-57	Atlanta, Ga. (SECT)
1987	3-22	Indiana	L, 76-77	Cincinnati, Ohio (NCAA)
1991	12-7	Arizona	L, 67-87 (16)	Tucson, Ariz.
2003	2-15	Kentucky	L, 57-68	Lexington, Ky.
2007	2-24	Florida	W, 66-56	Baton Rouge, La.

### LSU vs. No. 4 ranked Opponents (0-19 Overall; 0-3 Home; 0-11 Away; 0-5 Neutral)

1952	1-5	Kentucky	L, 47-57	Lexington, Ky.
1953	3-18	Washington	L, 69-88 (7)	Kansas City, Mo. (NCAA)
1956	2-11	Vanderbilt	L, 68-107	Nashville, Tenn.
1959	2-14	Auburn	L, 67-115	Auburn, Ala.
1966	1-29	Vanderbilt	L, 66-98	Nashville, Tenn.
1971	1-2	Southern Cal	L, 76-80 (OT)	Los Angeles, Calif.
1977	1-8	Alabama	L, 77-80	Tuscaloosa, Ala.
1980	3-16	Louisville	L, 66-86 (4)	Houston, Texas (NCAA)
1982	12-20	UCLA	L, 68-82	Los Angeles, Calif.
1986	3-7	Kentucky	L, 58-61	Lexington, Ky. (SECT)
1988	1-23	Kentucky	L, 61-76	Baton Rouge, La.
1993	1-26	Kentucky	L, 67-105	Lexington, Ky.
1993	3-14	Kentucky	L, 65-82	Lexington, Ky. (SECT)
1994	1-11	Arkansas	L, 83-84	Fayetteville, Ark.
1994	1-22	North Carolina	L, 65-88	New Orleans, La.
1997	2-12	Kentucky	L, 48-84	Lexington, Ky.
2003	1-28	Florida	L, 53-70	Baton Rouge, La.
2005	3-12	Kentucky	L, 78-79 (OT)	Atlanta, Ga. (SECT)
2010	2-6	Kentucky	L, 55-81	Baton Rouge, La.

### LSU vs. No. 5 ranked Opponents (6-17 Overall; 3-5 Home; 2-8 Away; 1-4 Neutral)

1953	12-12	Kansas	W, 68-63 (10)	Baton Rouge, La.
1956	1-3	North Carolina	L, 69-86	Chapel Hill, N.C.
1956	1-14	Kentucky	L, 65-107	Lexington, Ky.
1959	2-21	Miss. State	L, 67-75	Baton Rouge, La.
1960	12-5	North Carolina	L, 61-77	Chapel Hill, N.C.
1960	12-21	Louisville	L, 53-72	Louisville, Ky.
1962	2-24	Miss. State	L, 48-58	Starkville, Miss.
1965	3-8	Vanderbilt	L, 60-106	Nashville, Tenn.
1966	2-26	Vanderbilt	L, 84-102	Baton Rouge, La.
1969	1-25	Kentucky	L, 96-108	Baton Rouge, La.
1974	2-11	Vanderbilt	L, 88-91	Nashville, Tenn.
1975	2-3	Kentucky	L, 76-77	Baton Rouge, La.
1980	1-28	Kentucky	W, 65-60 (11)	Lexington, Ky.
1981	3-30	Virginia	L, 74-78 (4)	Philadelphia, Pa (NCAA)
1986	3-1	Kentucky	L, 57-68	Lexington, Ky.
1987	3-20	DePaul	W, 63-58	Cincinnati, Ohio (NCAA)
1988	12-22	Illinois	L, 100-127	Baton Rouge, La.
1990	1-28	UNLV	W, 107-105 (16)	Baton Rouge, La.
1992	3-21	Indiana	L, 79-89 (25)	Boise, Id. (NCAA)
1993	3-13	Vanderbilt	W, 72-62	Lexington, Ky. (SECT)
1995	3-4	Kentucky	L, 80-127	Lexington, Ky.
1996	12-15	Michigan	L, 59-70	Auburn Hills, Mich.
2000	1-29	Arizona	W, 86-60	Baton Rouge, La.

### LSU vs. No. 6 ranked Opponents (5-10 Overall; 4-4 Home; 0-6 Away; 1-0 Neutral)

1949	2-25	Tulane	L, 45-72	Baton Rouge, La.
1960	2-8	Georgia Tech	L, 56-76	Atlanta, Ga.
1963	2-9	Georgia Tech	W, 56-54	Baton Rouge, La.
1968	2-5	Tennessee	L, 67-87	Baton Rouge, La.
1969	2-22	Kentucky	L, 89-103	Lexington, Ky.
1973	2-10	Alabama	W, 72-70	Baton Rouge, La.
1974	1-12	Vanderbilt	W, 84-81	Baton Rouge, La.



# LSU In The Polls

1977	1-22	Kentucky	L, 72-87	Lexington, Ky.
1983	12-6	Houston	L, 91-100 (9)	Baton Rouge, La.
1986	3-20	Georgia Tech	W, 70-64	Atlanta, Ga. (NCAA)
1988	3-12	Kentucky	L, 80-86	Baton Rouge, La. (SECT)
1991	2-10	Duke	L, 70-88 (19)	Durham, N.C.
1999	1-30	Kentucky	L, 62-86	Lexington, Ky.
1999	2-6	Auburn	L, 54-80	Auburn, Ala.
2006	12-5	Texas A&M	W, 64-52 (9)	Baton Rouge, La.

## LSU vs. No. 7 ranked Opponents (5-13 Overall; 3-6 Home; 0-4 Away; 2--3 Neutral)

1949	3-5	Tulane	L, 63-72	Louisville, Ky. (SECT)
1953	12-28	Fordham	W, 65-49 (14)	New Orleans, La.
1956	2-20	Alabama	L, 59-77	Baton Rouge, La.
1968	1-29	Vanderbilt	L, 91-99	Baton Rouge, La.
1975	1-18	Alabama	L, 67-93	Tuscaloosa, Ala.
1975	2-17	Alabama	L, 76-80	Baton Rouge, La.
1982	2-27	Kentucky	W, 94-78	Baton Rouge, La.
1983	3-5	Kentucky	W, 74-60	Baton Rouge, La.
1986	3-29	Louisville	L, 77-88	Dallas, Texas (NCAA)
1992	3-3	Arkansas	L, 92-106 (ot) (23)	Fayetteville, Ark.
2002	2-2	Alabama	L, 48-57	Baton Rouge, La.
2002	2-9	Kentucky	L, 56-68	Baton Rouge, La.
2003	1-11	Miss. State	W, 85-72	Baton Rouge, La.
2003	3-14	Florida	W, 65-61	New Orleans, La. (SECT)
2004	2-25	Miss. State	L, 58-84	Starkville, Miss.
2006	2-11	Florida	L, 62-71	Gainesville, Fla.
2006	4-1	UCLA	L, 45-59 (19)	Indianapolis, Ind. (NCAA)
2008	2-9	Tennessee	L, 45-47	Baton Rouge, La.

## LSU vs. No. 8 ranked Opponents (3-18 Overall; 2-8 Home; 0-5 Away; 1-5 Neutral)

1949	1-14	Tulane	L, 51-71	New Orleans, La.
1960	12-3	Duke	L, 74-80 (OT)	Durham, N.C.
1963	2-23	Miss. State	L, 64-99	Baton Rouge, La.
1964	2-8	Vanderbilt	L, 64-66	Nashville, Tenn.
1967	3-6	Vanderbilt	L, 66-75	Nashville, Tenn.
1970	3-19	Marquette	L, 79-101	New York, N.Y. (NIT)
1971	1-25	Tennessee	W, 80-70	Baton Rouge, La.
1977	2-5	Alabama	L, 70-77 (OT)	Baton Rouge, La.
1981	2-21	Tennessee	W, 66-65 (4)	Knoxville, Tenn.
1985	2-16	Syracuse	L, 64-76	Syracuse, N.Y.
1986	1-29	Kentucky	L, 52-54 (17)	Baton Rouge, La.
1987	3-15	Temple	W, 72-62	Rosemont, Ill. (NCAA)
1988	1-11	Oklahoma	W, 84-77	New Orleans, La.
1995	1-31	Arkansas	L, 81-105	Fayetteville, Ark.
1995	2-22	Arkansas	L, 90-92	Baton Rouge, La.
1998	2-4	Kentucky	L, 61-63	Baton Rouge, La.
2005	1-22	Kentucky	L, 58-89	Lexington, Ky.

## LSU vs. No. 9 ranked Opponents (5-14 Overall; 2-3 Home; 2-7 Away; 1-4 Neutral)

1958	1-11	Kentucky	L, 52-97	Lexington, Ky.
1963	12-26	Oregon State	L, 57-87	Portland, Ore.
1965	2-8	Vanderbilt	L, 85-96	Baton Rouge, La.
1967	1-30	Vanderbilt	L, 77-79	Nashville, Tenn.
1968	1-27	Kentucky	L, 95-121	Baton Rouge, La.
1975	1-4	Kentucky	L, 80-115	Lexington, Ky.
1976	2-23	Tennessee	L, 71-80	Knoxville, Tenn.
1979	1-6	Kentucky	W, 93-89 (7)	Lexington, Ky.
1981	3-1	Kentucky	L, 71-73 (2)	Lexington, Ky.

1981	3-28	Indiana	L, 49-67 (4)	Philadelphia, Pa. (NCAA)
1982	1-25	Kentucky	L, 65-76	Lexington, Ky.
1987	3-8	Alabama	L, 62-69	Atlanta, Ga. (SECT)
1992	1-14	Alabama	W, 89-81	Tuscaloosa, Ala.
1992	3-14	Kentucky	L, 74-80 (23)	Birmingham, Ala. (SECT)
1993	12-18	UCLA	L, 80-100 (25)	Los Angeles, Calif.
2000	2-9	Auburn	W, 83-68 (25)	Baton Rouge, La.
2004	2-29	Kentucky	L, 64-70	Baton Rouge, La.
2006	3-25	Texas	W, 70-60 (OT)(19)	Atlanta, Ga. (NCAA)
2016	1-5	Kentucky	W, 85-67	Baton Rouge, La.

## LSU vs. No. 10 ranked Opponents (3-9 Overall; 3-3 Home; 0-6 Away; 0-0 Neutral)

1962	2-3	Miss. State	L, 66-87	Baton Rouge, La.
1968	2-3	Kentucky	L, 96-109	Lexington, Ky.
1974	1-19	Alabama	L, 79-80 (OT)	Baton Rouge, La.
1974	2-18	Alabama	L, 87-99	Tuscaloosa, Ala.
1974	11-29	Southern Cal	L, 87-100	Los Angeles, Calif.
1976	1-26	Tennessee	L, 92-105	Baton Rouge, La.
1982	2-10	Alabama	W, 73-68	Baton Rouge, La.
1991	2-5	Kentucky	W, 107-88 (19)	Baton Rouge, La.
1999	2-13	Arizona	L, 71-78	Tucson, Ariz.
2000	1-12	Florida	L, 57-82 (24)	Gainesville, Fla.
2011	12-19	Marquette	W, 67-59	Baton Rouge, La.
2016	1-19	Texas A&M	L, 57-71	College Station, Texas



LSU defeats #9 UK during 2015-16 season.



Tasmin Mitchell, Darrel Mitchell and Ben Voogd celebrate after beating #9 Texas to advance to the Final Four of the 2006 NCAA Tournament.

# LSU In The Polls

## LSU as Top 10 team in the Associated Press Poll

(since the poll started during the 1948-49 season)

### No. 2 LSU vs. Opponents (2-2 Overall; 2-1 Home; 0-1 Away; 3-2 Neutral)

1981	2-25	Ole Miss	W, 74-67	Baton Rouge, La.
1981	3-1	#9 Kentucky	L, 71-73	Lexington, Ky.

1989	11-15	Southern Miss	W, 91-80	Baton Rouge, La. (NIT)
1989	11-17	Kansas	L, 83-89	Baton Rouge, La. (NIT)

### No. 3 LSU vs. Opponents (3-2 Overall; 0-0 Home; 0-0 Away; 3-2 Neutral)

1980	3-9	Alcorn State	W, 98-88	Denton Texas (NCAA)
1980	3-14	Missouri	W, 68-63	Houston, Texas (NCAA)
1980	3-16	#4 Louisville	L, 66-86	Houston, Texas (NCAA)

1981	3-5	Florida	W, 85-73	Birmingham, Ala. (SECT)
1981	3-6	Georgia	L, 60-68	Birmingham, Ala. (SECT)

### No. 4 LSU vs. Opponents (13-4 Overall; 6-1 Home; 4-1 Away; 3-2 Neutral)

1980	1-2	Vanderbilt	L, 66-77	Nashville, Tenn.
1980	1-5	Miss. State	W, 80-58	Baton Rouge, La.
1980	1-7	Alabama	L, 56-57	Baton Rouge, La.

1981	1-28	Ole Miss	W, 63-59	Oxford, Miss.
1981	1-31	Florida	W, 92-75	Baton Rouge, La.
1981	2-4	Vanderbilt	W, 86-81	Nashville, Tenn.
1981	2-7	Miss. State	W, 94-89	Baton Rouge, La.
1981	2-11	Alabama	W, 70-57	Baton Rouge, La.
1981	2-14	Georgia	W, 64-62	Athens, Ga.
1981	2-18	Auburn	W, 58-47	Baton Rouge, La.
1981	2-21	#8 Tennessee	W, 66-65	Knoxville, Tenn.
1981	2-22	Texas A&M	W, 67-57	Baton Rouge, La.
1981	3-14	Lamar	W, 100-78	Austin, Texas (NCAA)
1981	3-20	#20 Arkansas	W, 72-56	New Orleans, La. (NCAA)
1981	3-22	Wichita State	W, 96-85	New Orleans, La. (NCAA)
1981	3-28	#9 Indiana	L, 49-67	Philadelphia, Pa. (NCAA)
1981	3-30	#5 Virginia	L, 74-78	Philadelphia, Pa. (NCAA)

### No. 5 LSU vs. Opponents (14-4 Overall; 8-3 Home; 5-2 Away; 4-0 Neutral)

1953	3-6	Tulane	W, 53-52	New Orleans, La.
1953	12-15	Texas A&M	W, 77-56	Baton Rouge, La.
1953	12-19	Wisconsin	L, 66-82	Baton Rouge, La.
1953	12-21	Northwestern	W, 79-51	Baton Rouge, La.

1979	1-10	Alabama	L, 76-90	Tuscaloosa, Ala.
1979	1-13	Florida	W, 80-72	Baton Rouge, La.
1979	1-15	Auburn	W, 94-82	Baton Rouge, La.
1979	2-22	Alabama	W, 86-66	Baton Rouge, La.
1979	2-24	Miss. State	L, 57-65	Baton Rouge, La.
1979	12-28	Boston U.	W, 92-72	Baton Rouge, La.
1979	12-29	Delaware	W, 92-64	Baton Rouge, La.

1980	2-21	Ole Miss	W, 77-74	Oxford, Miss.
1980	2-24	#3 Kentucky	L, 74-76 (ot)	Baton Rouge, La.
1980	2-28	Florida	W, 95-82	Birmingham, Ala. (SECT)
1980	2-29	Alabama	W, 73-66	Birmingham, Ala. (SECT)
1980	3-1	#2 Kentucky	W, 80-78	Birmingham, Ala. (SECT)

1981	1-21	Auburn	W, 74-64	Auburn, Ala.
1981	1-24	Tennessee	W, 80-63	Baton Rouge, La.

### No. 6 LSU vs. Opponents (12-2 Overall; 9-1 Home; 2-1 Away; 1-0 Neutral)

1953	2-21	Georgia Tech	W, 76-52	Baton Rouge, La.
1953	2-23	Ole Miss	W, 63-48	Baton Rouge, La.
1953	2-27	Miss. State	W, 82-47	Baton Rouge, La.

1979	2-17	Ole Miss	W, 67-62	Baton Rouge, La.
1979	12-5	Tulane	W, 80-79	New Orleans, La.
1979	12-15	Maine	W, 103-81	Baton Rouge, La.

1980	1-12	Georgia	L, 72-73 (2OT)	Athens, Ga.
1980	2-13	Auburn	W, 50-44	Auburn, Ala.

1980	2-16	Tennessee	W, 73-66	Baton Rouge, La.
------	------	-----------	----------	------------------

1981	1-14	Alabama	W, 59-56	Tuscaloosa, Ala.
1981	1-17	Georgia	W, 78-65	Baton Rouge, La.
1981	1-19	#3 Kentucky	W, 81-67	Baton Rouge, La.

1991	11-22	NE Louisiana	W, 77-76	Baton Rouge, La.
------	-------	--------------	----------	------------------

2006	11-25	#24 Wichita St.	L, 53-57	Baton Rouge, La.
------	-------	-----------------	----------	------------------

### No. 7 LSU vs. Opponents (14-4 Overall; 8-0 Home; 3-1 Away; 3-3 Neutral)

1953	3-13	Lebanon Valley	W, 89-76	Raleigh, N.C. (NCAA)
1953	3-14	Holy Cross	W, 81-73	Raleigh, N.C. (NCAA)
1953	3-17	#1 Indiana	L, 67-80	Kansas City, Mo. (NCAA)
1953	3-18	#4 Washington	L, 69-88	Kansas City, Mo. (NCAA)

1954	3-6	Tulane	W, 63-52	New Orleans, La.
------	-----	--------	----------	------------------

1978	12-29	Colgate	W, 100-73	Baton Rouge, La.
------	-------	---------	-----------	------------------

1979	1-3	Georgia	W, 97-75	Baton Rouge, La.
1979	1-6	#9 Kentucky	W, 93-89	Lexington, Ky.
1979	1-8	Vanderbilt	L, 87-88	Nashville, Tenn.
1979	3-16	#3 Michigan St.	L, 71-87	Indianapolis, Ind. (NCAA)
1979	12-1	Florida	W, 112-81	Baton Rouge, La.
1979	12-3	New Orleans	W, 104-78	Baton Rouge, La.
1979	12-20	#20 Arkansas	W, 56-55	Little Rock, Ark.
1979	12-22	Tulane	W, 95-85	Baton Rouge, La.

1980	2-6	Alabama	W, 68-66 (ot)	Tuscaloosa, Ala.
1980	2-9	Georgia	W, 96-77	Baton Rouge, La.

2006	11-17	Nicholls	W, 96-42	Baton Rouge, La.
2006	11-19	ULM	W, 88-57	Baton Rouge, La.

### No. 8 LSU vs. Opponents (10-6 Overall; 4-0 Home; 5-2 Away; 1-4 Neutral)

1952	12-29	Villanova	W, 100-94	New Orleans, La.
------	-------	-----------	-----------	------------------

1953	2-10	Florida	W, 68-56	Gainesville, Fla.
1953	2-14	Auburn	W, 65-57	Auburn, Ala.

1954	3-9	Kentucky	L, 56-63	Nashville, Tenn. (SEC Playoff)
1954	3-12	Penn State	L, 70-78	Iowa City, Iowa (NCAA)
1954	3-13	#2 Indiana	L, 62-73	Iowa City, Iowa (NCAA)

1979	2-8	Miss. State	W, 52-48	Starkville, Miss.
1979	2-10	Florida	W, 88-82 (OT)	Gainesville, Fla.
1979	2-12	Auburn	W, 78-68	Auburn, Ala.
1979	3-2	Kentucky	L, 67-80	Birmingham, Ala. (SECT)

1986	1-2	Georgia	W, 85-73	Baton Rouge, La.
1986	1-4	Miss. State	W, 90-84	Baton Rouge, La.
1986	1-9	Alabama	L, 67-83	Tuscaloosa, Ala.
1986	1-11	Tennessee	L, 77-88	Knoxville, Tenn.
1986	1-13	Ole Miss	W, 86-68	Baton Rouge, La.

1989	12-20	Northwestern St.	W, 73-63	Baton Rouge, La.
------	-------	------------------	----------	------------------

### No. 9 LSU vs. Opponents (14-4 Overall; 8-0 Home; 3-1 Away; 3-3 Neutral)

1979	1-20	Ole Miss	W, 70-69 (OT)	Oxford, Miss.
1979	1-24	Tennessee	W, 77-75	Baton Rouge, La.
1979	1-27	Georgia	L, 88-93	Athens, Ga.
1979	1-29	Tennessee	W, 84-78	Knoxville, Tenn.



# LSU In The Polls

1979	2-3	Kentucky	W, 70-61	Baton Rouge, La.
1979	2-5	#16 Vanderbilt	W, 92-71	Baton Rouge, La.
1979	3-10	Appalachian St.	W, 71-57	Bloomington, Ind. (NCAA)
1981	1-7	Vanderbilt	W, 77-61	Baton Rouge, La.
1981	1-10	Miss. State	W, 81-69	Starkville, Miss.
1983	12-6	#6 Houston	L, 91-100	Baton Rouge, La.
1984	1-1	Vanderbilt	W, 73-66	Baton Rouge, La.
1984	1-5	Georgia	W, 81-77	Athens, Ga.
1984	1-7	#2 Kentucky	L, 80-96	Baton Rouge, La.
1985	12-17	Texas	W, 72-65	Austin, Texas
1985	12-20	SE Louisiana	W, 82-61	Baton Rouge, La.
1985	12-21	Southern	W, 91-83	Baton Rouge, La.
1985	12-30	Oral Roberts	W, 82-64	Baton Rouge, La.
1989	12-2	McNeese State	W, 85-49	Baton Rouge, La.
1989	12-4	Lamar	W, 116-76	Baton Rouge, La.
1989	12-8	Cal State LA	W, 82-57	Baton Rouge, La.
1989	12-30	Hardin-Simmons	W, 100-66	Baton Rouge, La.
1990	2-15	Kentucky	L, 95-100	Lexington, Ky.
1990	2-18	Vanderbilt	W, 121-108	Nashville, Tenn.
1991	11-27	Middle Tenn. St.	W, 96-65	Baton Rouge, La.
1991	11-30	UNLV	L, 55-76	Las Vegas, Nev.
2006	12-5	#6 Texas A&M	W, 64-52	Baton Rouge, La.
2006	12-10	Texas	L, 75-76 (OT)	Houston, Texas

## No. 10 LSU vs. Opponents (20-6 Overall; 10-0 Home; 4-4 Away; 6-2 Neutral)

1952	12-17	Alabama	W, 58-45	Tuscaloosa, Ala.
1952	12-22	#15 Tulsa	L, 58-84	Tulsa, Okla.
1953	2-7	Tulane	W, 48-31	Baton Rouge, La.
1953	12-12	#5 Kansas	W, 68-63	Baton Rouge, La.
1978	12-21	Army	W, 83-77	New York City, N.Y.
1980	1-30	Vanderbilt	W, 83-81	Baton Rouge, La.
1980	2-2	Mississippi St.	W, 75-63	Starkville, Miss.
1980	12-18	UNO	W, 96-66	New Orleans, La. (SD)
1980	12-20	Tulane	W, 86-72	New Orleans, La. (SD)
1980	12-22	Xavier (Ohio)	W, 78-62	Baton Rouge, La.
1980	12-29	UNC Wilmington	W, 100-68	Baton Rouge, La.
1980	12-30	St. Francis (Pa.)	W, 91-65	Baton Rouge, La.
1981	1-3	Florida	W, 92-66	Gainesville, Fla.
1983	12-19	Houston Baptist	W, 60-59	Baton Rouge, La.
1984	1-27	Auburn	L, 78-80	Auburn, Ala.
1984	1-29	#1 North Carolina	L, 79-90	Chapel Hill, N.C.
1990	12-18	Arkansas State	W, 98-74	Baton Rouge, La.
1990	12-20	Loyola M'ount	W, 122-114	Baton Rouge, La.
1990	12-22	Illinois	L, 96-102	Champaign, Ill.
2000	3-10	Vanderbilt	W, 71-60	Atlanta, Ga. (SECT)
2000	3-11	Arkansas	L, 67-69	Atlanta, Ga. (SECT)
2000	3-16	SE Mo. State	W, 64-61	Salt Lake City, Utah (NCAA)
2000	3-18	#15 Texas	W, 72-67	Salt Lake City, Utah (NCAA)
2000	3-23	Wisconsin	L, 48-61	Albuquerque, N.M. (NCAA)
2006	11-29	McNeese State	W, 91-57	Baton Rouge, La.
2006	12-2	Tulane	W, 74-67	New Orleans, La.





# Year-by-Year Individual, Team Stats

## 2017-18 -- Record 18-15, 8-10 in the SEC, Second Round NIT, Coach Will Wade (Year 1)

	G-GS	MIN	FG-FGA	PCT.	3FG-FGA	PCT.	FT-FTA	PCT.	PTS-AVG.	REB	PF	A	TO	SLT	BLK
WATERS, Tremont	33-32	1089	168-403	0.417	72-205	0.351	117-146	0.801	525-15.9	111	74	198	96	67	3
REATH, Duop	33-28	800	167-307	0.544	19-45	0.422	61-97	0.629	414-12.5	175	81	22	55	15	32
MAYS, Skylar	33-30	1026	125-282	0.443	47-134	0.351	77-92	0.837	374-11.3	132	54	97	56	52	8
EPPS, Aaron	32-28	765	115-220	0.523	35-103	0.340	39-51	0.765	304-9.5	177	79	13	24	13	29
SAMPSON, Brandon	27-9	510	70-147	0.476	28-80	0.350	40-57	0.702	208-7.7	70	44	22	27	21	2
EDWARDS, Daryl	32-16	705	73-158	0.462	39-105	0.371	31-39	0.795	216-6.8	55	57	42	29	23	3
SIMS, Wayde	32-10	557	73-142	0.514	9-36	0.250	24-37	0.649	179-5.6	94	60	12	22	1	5
ONWUASOR, Randy	32-11	498	51-113	0.451	11-30	0.367	34-46	0.739	147-4.6	67	48	27	28	16	2
RACHAL, Brandon	27-0	429	48-90	0.533	1-5	0.200	22-40	0.550	119-4.4	88	58	18	19	26	5
COMBS, Jeremy	6-0	52	7-11	0.636	0-0	0.000	4-8	0.500	18-3.0	12	13	4	4	2	3
ALEXANDER, Galen	9-0	55	6-16	0.375	2-11	0.182	3-4	0.750	17-1.9	19	5	1	2	1	0
KIIR, Mayan	8-0	43	5-11	0.455	0-0	0.000	5-9	0.556	15-1.9	16	5	2	6	1	2
GRAVES, Marshall	14-0	72	7-19	0.368	4-14	0.286	0-0	0.000	18-1.3	5	5	9	3	0	0
VIAL, Reed	10-1	24	1-7	0.143	1-6	0.167	2-2	1.000	5-0.5	2	2	0	0	0	0
<b>LSU</b>	<b>31</b>	<b>6200</b>	<b>853-1893</b>	<b>0.451</b>	<b>196-584</b>	<b>0.336</b>	<b>417-599</b>	<b>0.696</b>	<b>2319-74.8</b>	<b>781</b>	<b>595</b>	<b>397</b>	<b>451</b>	<b>186</b>	<b>110</b>
<b>Opponents</b>	<b>31</b>	<b>6200</b>	<b>897-1899</b>	<b>0.472</b>	<b>277-724</b>	<b>0.383</b>	<b>501-698</b>	<b>0.718</b>	<b>2572-83.0</b>	<b>768</b>	<b>556</b>	<b>484</b>	<b>383</b>	<b>215</b>	<b>112</b>

## 2016-17 -- Record 10-21, 2-16 in the SEC, Coach Johnny Jones (Year 5)

	G-GS	MIN	FG-FGA	PCT.	3FG-FGA	PCT.	FT-FTA	PCT.	PTS-AVG.	REB	PF	A	TO	STL	BLK
BLAKENEY, Antonio	31-30	1019	194-424	0.458	53-148	0.358	92-127	0.724	533-17.2	149	49	54	64	21	3
REATH, Duop	31-30	859	157-308	0.510	11-35	0.314	47-78	0.603	372-12.0	193	105	25	65	16	46
SAMPSON, Brandon	31-26	853	121-255	0.475	39-115	0.339	78-100	0.780	359-11.6	96	55	42	63	19	14
VICTOR II, Craig	8-5	202	32-79	0.405	0-2	0.000	20-30	0.667	84-10.5	61	22	8	12	10	5
MAYS, Skylar	31-25	711	83-202	0.411	21-64	0.328	69-85	0.812	256-8.3	69	55	113	69	40	2
SIMS, Wayde	31-5	588	77-153	0.503	14-34	0.412	32-43	0.744	200-6.5	117	53	17	32	22	14
EPPS, Aaron	30-19	515	71-144	0.493	14-32	0.438	29-43	0.674	185-6.2	133	85	13	41	5	11
PATTERSON, Jalyne	31-10	690	65-171	0.380	29-100	0.290	20-32	0.625	179-5.8	94	41	93	54	38	3
ROBINSON III, Elbert	22-1	140	17-28	0.607	0-0	0.000	12-29	0.414	46-2.1	31	39	6	20	3	6
EDDLESTONE, Brandon	12-1	99	7-14	0.500	2-4	0.500	2-4	0.500	18-1.5	26	12	1	3	0	1
JENKINS, Brandon	18-2	152	8-40	0.200	4-13	0.308	4-11	0.364	24-1.3	10	18	11	7	5	1
HAYWARD, Kieran	26-0	214	10-45	0.222	9-31	0.290	3-5	0.600	32-1.2	29	31	8	4	4	3
BRIDGEWATER, Brian	23-1	103	10-21	0.476	0-0	0.000	6-7	0.857	26-1.1	18	21	3	6	2	1
GRAVES, Marshall	15-0	48	1-9	0.111	0-6	0.000	2-3	0.667	4-0.3	5	7	3	3	1	0
VIAL, Reed	7-0	7	0-0	0.000	0-0	0.000	1-2	0.500	1-0.1	1	0	0	1	0	0
<b>LSU</b>	<b>31</b>	<b>6200</b>	<b>853-1893</b>	<b>0.451</b>	<b>196-584</b>	<b>0.336</b>	<b>417-599</b>	<b>0.696</b>	<b>2319-74.8</b>	<b>1118</b>	<b>595</b>	<b>397</b>	<b>451</b>	<b>186</b>	<b>110</b>
<b>Opponents</b>	<b>31</b>	<b>6200</b>	<b>897-1899</b>	<b>0.472</b>	<b>277-724</b>	<b>0.383</b>	<b>501-698</b>	<b>0.718</b>	<b>1141-36.8</b>	<b>1141</b>	<b>556</b>	<b>484</b>	<b>383</b>	<b>215</b>	<b>112</b>

## 2015-16 -- Record 19-14, 11-7 in the SEC, Coach Johnny Jones (Year 4)

	G-GS	MIN	FG-FGA	PCT.	3FG-FGA	PCT.	FT-FTA	PCT.	PTS-AVG.	REB	PF	A	TO	STL	BLK
SIMMONS, Ben	33-32	1151	216-386	0.560	1-3	0.333	199-297	0.670	632-19.2	388	92	158	111	65	27
HORNSBY, Keith	20-19	608	89-182	0.489	39-94	0.415	45-55	0.818	262-13.1	57	34	32	24	25	2
BLAKENEY, Antonio	33-24	1016	137-322	0.425	52-155	0.335	89-119	0.748	415-12.6	113	48	31	25	22	5
VICTOR II, Craig	25-24	673	108-238	0.454	1-6	0.167	70-114	0.614	287-11.5	139	97	20	30	25	16
QUARTERMAN, Tim	33-27	952	118-284	0.415	48-140	0.343	84-133	0.632	368-11.2	153	79	120	53	32	13
GRAY, Josh	32-9	496	70-159	0.440	8-38	0.211	26-40	0.650	174-5.4	66	54	58	46	31	1
PATTERSON, Jalyne	28-15	617	46-122	0.377	30-90	0.333	10-17	0.588	132-4.7	38	39	45	21	34	1
SAMPSON, Brandon	27-5	357	35-109	0.321	18-67	0.269	19-27	0.704	107-4.0	32	18	22	17	12	3
EPPS, Aaron	29-2	265	49-90	0.544	6-20	0.300	7-9	0.778	111-3.8	53	55	6	14	5	9
ROBINSON III, Elbert	23-7	213	22-43	0.512	0-0	0.000	11-26	0.423	55-2.4	48	46	6	19	2	6
BRIDGEWATER, Brian	19-1	152	16-34	0.471	0-0	0.000	9-17	0.529	41-2.2	31	18	4	11	6	6
MALONE, Darcy	19-0	138	8-19	0.421	0-6	0.000	0-2	0.000	16-0.8	25	29	4	14	2	1
SHORTLESS, Henry	7-0	7	1-1	1.000	0-0	0.000	0-0	0.000	2-0.3	1	0	0	0	1	0
EDDLESTONE, Brandon	5-0	5	0-1	0.000	0-1	0.000	0-0	0.000	0-0.0	1	0	1	0	1	0
<b>LSU</b>	<b>33</b>	<b>6650</b>	<b>915-1990</b>	<b>0.460</b>	<b>203-620</b>	<b>0.327</b>	<b>569-856</b>	<b>0.665</b>	<b>2602-78.8</b>	<b>1230</b>	<b>610</b>	<b>507</b>	<b>394</b>	<b>90</b>	<b>263</b>
<b>Opponents</b>	<b>33</b>	<b>6650</b>	<b>915-2021</b>	<b>0.453</b>	<b>262-749</b>	<b>0.350</b>	<b>451-675</b>	<b>0.668</b>	<b>2543.77.1</b>	<b>1234</b>	<b>689</b>	<b>450</b>	<b>456</b>	<b>109</b>	<b>197</b>

## 2014-15 -- Record 22-11, 11-7 in the SEC, NCAA Tournament, Coach Johnny Jones (Year 3)

	G-GS	MIN	FG-FGA	PCT.	3FG-FGA	PCT.	FT-FTA	PCT.	PTS-AVG.	REB	PF	A	TO	STL	BLK
MARTIN, Jarell	33-32	1159	202-397	0.509	14-52	0.269	140-203	0.690	558-16.9	305	92	59	92	38	23
MICKEY, Jordan	31-31	1081	191-379	0.504	1-9	0.111	95-147	0.646	478-15.4	308	81	40	101	29	113
HORNSBY, Keith	33-33	1172	156-370	0.422	72-183	0.393	58-74	0.784	442-13.4	138	52	69	47	37	16
QUARTERMAN, Tim	33-14	1108	125-293	0.427	40-128	0.313	89-124	0.718	379-11.5	173	84	133	80	47	19
GRAY, Josh	31-20	770	86-217	0.396	14-53	0.264	35-60	0.583	221-7.1	66	61	118	81	31	1
PATTERSON, Jalyne	31-11	760	75-184	0.408	44-118	0.373	16-19	0.842	210-6.8	75	27	68	26	37	3
BRIDGEWATER, Brian	29-0	192	28-52	0.538	0-0	0.000	7-11	0.636	63-2.2	31	36	6	11	7	3
EPPS, Aaron	14-2	87	8-24	0.333	2-8	0.250	0-0	0.000	18-1.3	20	9	4	6	4	5
ODO, John	16-10	114	8-14	0.571	0-0	0.000	4-6	0.667	20-1.3	18	14	2	4	0	6
EDDLESTONE, Brandon	3-0	9	1-2	0.500	1-1	1.000	0-0	0.000	3-1.0	1	1	0	1	1	0
SHORTLESS, Henry	3-0	6	1-1	1.000	1-1	1.000	0-0	0.000	3-1.0	0	0	0	0	0	0
MALONE, Darcy	25-8	216	8-21	0.381	0-5	0.000	6-12	0.500	22-0.9	35	46	11	11	4	12
ROBINSON III, Elbert	11-4	68	3-7	0.429	0-0	0.000	0-2	0.000	6-0.5	17	13	5	9	5	3
ROBINSON, Antonio	1-0	4	0-0	0.000	0-0	0.000	0-0	0.000	0-0.0	1	0	0	1	0	0
SPEIGHT, Carlton	1-0	4	0-1	0.000	0-0	0.000	0-0	0.000	0-0.0	0	0	1	0	0	0
<b>LSU</b>	<b>33</b>	<b>6750</b>	<b>892-1962</b>	<b>0.455</b>	<b>189-558</b>	<b>0.339</b>	<b>450-658</b>	<b>0.684</b>	<b>2423-73.4</b>	<b>1294</b>	<b>516</b>	<b>516</b>	<b>476</b>	<b>240</b>	<b>204</b>
<b>Opponents</b>	<b>33</b>	<b>6750</b>	<b>824-2052</b>	<b>0.402</b>	<b>185-599</b>	<b>0.309</b>	<b>400-604</b>	<b>0.662</b>	<b>2233-67.7</b>	<b>1219</b>	<b>584</b>	<b>386</b>	<b>450</b>	<b>264</b>	<b>123</b>

## 2013-14 -- Record 20-14, 9-9 in the SEC, NIT Second Round, Coach Johnny Jones (Year 2)

# Year-by-Year Team Stats

## 2012-13 -- Record 19-12, 9-9 in the SEC, Coach Johnny Jones (Year 1)

	G-GS	MIN	FG-FGA	PCT.	3FG-FGA	PCT.	FT-FTA	PCT.	PTS-AVG.	REB	PF	A	TO	STL	BLK
O'BRYANT III, Johnny	29-28	845	153-319	0.480	3-12	0.250	84-141	0.596	393-13.6	253	89	49	93	15	20
HICKEY, Anthony	29-23	957	123-319	0.386	60-183	0.328	20-45	0.444	326-11.2	102	80	109	51	85	5
CARMOUCHE, Charles	30-23	800	104-236	0.441	49-132	0.371	65-97	0.670	322-10.7	118	70	107	53	57	4
COLEMAN, Shavon	31-8	870	118-264	0.447	13-43	0.302	78-111	0.703	327-10.5	184	74	26	54	43	28
STRINGER, Andre	31-25	950	107-270	0.396	67-164	0.409	42-57	0.737	323-10.4	58	60	65	54	25	5
MORGAN, Malik	31-14	570	56-137	0.409	25-74	0.338	26-42	0.619	163-5.3	90	71	39	27	38	10
DEL PIERO, Andrew	31-22	423	54-98	0.551	0-0	0.000	24-44	0.545	132-4.3	97	43	4	25	5	34
LUDWIG, Eddie	9-4	112	10-26	0.385	0-0	0.000	10-22	0.455	30-3.3	26	17	5	14	3	0
COLLINS, Corban	27-6	246	23-61	0.377	12-26	0.462	11-16	0.688	69-2.6	28	19	16	30	4	3
COURTNEY, Jalen	26-0	226	21-51	0.412	0-2	0.000	13-20	0.650	55-2.1	54	28	2	12	1	7
HAMMINK, Shane	26-2	281	19-55	0.345	5-22	0.227	11-19	0.579	54-2.1	43	29	20	20	4	3
BADEAUX, Joshua	5-0	8	0-1	0.000	0-0	0.000	0-0	0.000	0-0.0	1	1	0	1	0	0
JACKSON, Dave	3-0	5	0-0	0.000	0-0	0.000	0-0	0.000	0-0.0	0	2	0	1	1	0
WILLIAMS, Mychal	5-0	7	0-2	0.000	0-0	0.000	0-0	0.000	0-0.0	1	1	0	1	1	0
<b>LSU</b>	<b>31</b>	<b>6300</b>	<b>788-1839</b>	<b>0.428</b>	<b>234-658</b>	<b>0.356</b>	<b>384-614</b>	<b>0.625</b>	<b>2194-70.8</b>	<b>1150</b>	<b>584</b>	<b>442</b>	<b>445</b>	<b>282</b>	<b>119</b>
<b>Opponents</b>	<b>31</b>	<b>6300</b>	<b>751-1782</b>	<b>0.421</b>	<b>173-549</b>	<b>0.315</b>	<b>463-677</b>	<b>0.684</b>	<b>2138-69.0</b>	<b>1166</b>	<b>552</b>	<b>330</b>	<b>470</b>	<b>228</b>	<b>129</b>

## 2011-12 -- Record 18-15, 7-9 in the SEC, NIT, Coach Trent Johnson (Year 4)

	G-GS	MIN	FG-FGA	PCT.	3FG-FGA	PCT.	FT-FTA	PCT.	PTS-AVG.	REB	PF	A	TO	STL	BLK
HAMILTON, Justin	33-32	990	158-320	0.494	3-12	0.250	107-137	0.781	426-12.9	238	83	30	57	25	43
STRINGER, Andre	28-24	903	90-258	0.349	44-139	0.317	60-73	0.822	284-10.1	57	56	76	49	37	0
TURNER, Ralston	33-32	957	102-276	0.370	51-137	0.372	46-61	0.754	301-9.1	98	81	53	58	18	8
HICKEY, Anthony	33-31	1,030	112-292	0.384	44-140	0.314	26-47	0.553	294-8.9	119	79	125	63	69	5
O'BRYANT III, Johnny	28-17	600	91-228	0.399	2-12	0.167	55-88	0.625	239-8.5	187	58	11	66	15	21
WARREN, Storm	33-16	638	112-249	0.450	0-2	0.000	48-69	0.696	272-8.2	167	81	18	30	30	28
WHITE, Malcolm	29-1	285	42-91	0.462	0-0	0.000	15-36	0.417	99-3.4	61	38	5	20	5	8
ISAAC, John	31-2	441	30-89	0.337	8-28	0.286	16-21	0.762	84-2.7	37	37	33	30	5	3
COURTNEY, Jalen	20-0	139	17-48	0.354	10-27	0.370	2-2	1.000	46-2.3	24	15	4	2	1	2
LUDWIG, Eddie	29-8	291	19-53	0.358	5-19	0.263	15-18	0.833	58-2.0	55	37	11	14	6	8
BASS, Chris	32-2	413	17-37	0.459	6-14	0.429	11-26	0.423	51-1.6	49	24	49	33	21	1
DEL PIERO, Andrew	4-0	12	1-6	0.167	0-0	0.000	1-4	0.250	3-0.8	2	1	0	2	0	1
MARTIN, Ronald	1-0	1	0-0	0.000	0-0	0.000	0-0	0.000	0-0.0	0	0	0	0	0	0
<b>LSU</b>	<b>33</b>	<b>6700</b>	<b>791-1947</b>	<b>.406</b>	<b>173-530</b>	<b>.326</b>	<b>402-582</b>	<b>.691</b>	<b>2157-65.4</b>	<b>1217</b>	<b>592</b>	<b>415</b>	<b>429</b>	<b>232</b>	<b>128</b>
<b>Opponents</b>	<b>33</b>	<b>6700</b>	<b>745-1775</b>	<b>.420</b>	<b>174-545</b>	<b>.319</b>	<b>455-660</b>	<b>.689</b>	<b>2119-64.2</b>	<b>1178</b>	<b>592</b>	<b>337</b>	<b>483</b>	<b>249</b>	<b>132</b>

## 2010-11 -- Record 11-21, 3-13 in the SEC, Coach Trent Johnson (Year 3)

	G-GS	MIN	FG-FGA	PCT.	3FG-FGA	PCT.	FT-FTA	PCT.	PTS-AVG.	REB	PF	A	TO	STL	BLK
TURNER, Ralston	27-27	807	110-298	0.369	48-149	0.322	64-91	0.703	332-12.3	71	60	43	61	17	4
STRINGER, Andre	32-30	981	101-302	0.334	57-193	0.295	98-127	0.772	357-11.2	76	63	85	82	34	4
WARREN, Storm	29-22	631	103-208	0.495	0-1	0.000	17-33	0.515	223-7.7	165	77	12	41	38	34
WHITE, Malcolm	32-31	759	92-202	0.455	0-0	0.000	59-94	0.628	243-7.6	163	96	13	56	13	36
DOTSON, Aaron	32-21	754	61-154	0.396	21-56	0.375	73-104	0.702	216-6.8	87	82	47	57	16	7
DERENBECKER, Matt	32-16	724	75-197	0.381	36-107	0.336	21-30	0.700	207-6.5	67	50	41	38	24	2
GREEN, Garrett	32-5	575	82-183	0.448	5-19	0.263	33-75	0.440	202-6.3	162	80	12	38	19	12
LUDWIG, Eddie	32-6	496	34-77	0.442	2-7	0.286	50-66	0.758	120-3.8	100	59	21	31	22	2
BASS, Chris	32-2	525	23-73	0.315	1-10	0.100	10-20	0.500	57-1.8	64	28	78	43	19	2
COURTNEY, Jalen	15-0	72	5-12	0.417	2-4	0.500	4-6	0.667	16-1.1	8	7	0	2	0	1
POPULIST, Daron	19-0	98	5-21	0.238	3-15	0.200	3-4	0.750	16-0.8	10	14	12	3	0	0
HARRIS, Dennis	4-0	28	1-4	0.250	0-0	0.000	0-0	0.000	2-0.5	5	5	0	2	2	2
<b>LSU</b>	<b>32</b>	<b>6450</b>	<b>692-1731</b>	<b>0.400</b>	<b>175-561</b>	<b>0.312</b>	<b>432-650</b>	<b>0.665</b>	<b>1991-62.2</b>	<b>1110</b>	<b>622</b>	<b>364</b>	<b>461</b>	<b>204</b>	<b>106</b>
<b>Opponents</b>	<b>32</b>	<b>6450</b>	<b>730-1759</b>	<b>0.415</b>	<b>174-531</b>	<b>0.328</b>	<b>496-703</b>	<b>0.706</b>	<b>2130-66.6</b>	<b>1178</b>	<b>493</b>	<b>297</b>	<b>426</b>	<b>234</b>	<b>133</b>

## 2009-10 -- Record 11-20, 2-14 in the SEC, Coach Trent Johnson (Year 2)

	G-GS	MIN	FG-FGA	PCT.	3FG-FGA	PCT.	FT-FTA	PCT.	PTS-AVG.	REB	PF	A	TO	STL	BLK
MITCHELL, Tasmin	31-31	1,157	196-453	0.433	32-94	0.340	97-133	0.729	521-16.8	292	70	58	69	41	16
SPENCER, Bo	30-28	1,086	138-414	0.333	61-215	0.284	99-118	0.839	436-14.5	74	42	80	100	33	5
WARREN, Storm	31-31	827	141-263	0.536	0-0	0.000	84-123	0.683	366-11.8	223	104	13	46	33	44
HARRIS, Dennis	29-9	415	56-111	0.505	5-16	0.313	17-32	0.531	134-4.6	91	64	14	19	8	14
KINSLEY, Zach	31-6	496	36-102	0.353	17-43	0.395	17-20	0.850	106-3.4	41	44	20	22	10	7
DOTSON, Aaron	29-17	539	32-109	0.294	7-46	0.152	23-43	0.535	94-3.2	48	61	29	33	12	12
LUDWIG, Eddie	30-1	383	22-64	0.344	0-8	0.000	26-30	0.867	70-2.3	74	47	19	19	14	3
BASS, Chris	31-19	744	28-84	0.333	6-33	0.182	8-19	0.421	70-2.3	73	51	97	38	24	5
GREEN, Garrett	30-11	320	27-80	0.338	1-4	0.250	8-27	0.296	63-2.1	74	51	9	30	12	10
BEATTIE, Chris	13-1	93	8-24	0.333	7-17	0.412	2-3	0.667	25-1.9	7	2	4	3	1	0
POPULIST, Daron	16-0	156	6-21	0.286	5-16	0.313	3-4	0.750	20-1.3	8	7	9	9	1	0
FARRER, Alex	1-1	4	0-0	0.000	0-0	0.000	0-0	0.000	0-0.0	0	0	0	0	0	0
JACOBSEN, Taylor	4-0	5	0-1	0.000	0-0	0.000	0-0	0.000	0-0.0	3	1	0	0	1	0
<b>LSU</b>	<b>31</b>	<b>6225</b>	<b>690-1726</b>	<b>0.400</b>	<b>141-492</b>	<b>0.287</b>	<b>384-552</b>	<b>0.696</b>	<b>1905-61.5</b>	<b>1112</b>	<b>547</b>	<b>352</b>	<b>397</b>	<b>190</b>	<b>116</b>
<b>Opponents</b>	<b>31</b>	<b>6225</b>	<b>722-1675</b>	<b>0.431</b>	<b>204-589</b>	<b>0.346</b>	<b>411-618</b>	<b>0.665</b>	<b>2059-66.4</b>	<b>1082</b>	<b>534</b>	<b>326</b>	<b>384</b>	<b>216</b>	<b>123</b>

## 2008-09 -- Record 27-8, 13-3 in the SEC, SEC Champions, NCAA Tournament (2nd rd), Coach Trent Johnson (Year 1)

	G-GS	MIN	FG-FGA	PCT.	3FG-FGA	PCT.	FT-FTA	PCT.	PTS-AVG.	REB	PF	A	TO	STL	BLK
THORNTON, Marcus	35-35	1,116	256-542	0.472	78-201	0.388	149-200	0.745	739-21.1	192	72	75	64	56	13
MITCHELL, Tasmin	35-34	1,137	224-429	0.522	10-19	0.526	111-153	0.725	569-16.3	251	89	68	70	55	23
SPENCER, Bo	33-32	1,030	124-301	0.412	60-149	0.403	68-81	0.840	376-11.4	96	59	87	63	27	3
JOHNSON, Chris	35-35	883	107-236	0.453	1-5	0.200	56-75	0.747	271-7.7	253	78	41	57	16	95
TEMPLE, Garrett	35-35	1,060	76-210	0.362	29-94	0.309	66-82	0.805	247-7.1</						

# Year-by-Year Team Stats

SPENCER, Bo	30-2	475	33-102	0.324	20-62	0.323	16-22	0.727	102-3.4	36	36	41	27	15	1
MASON, Dameon	7-0	120	9-28	0.321	0-0	0.000	4-11	0.364	22-3.1	21	13	5	5	5	4
FARRER, Alex	27-15	474	28-73	0.384	7-31	0.226	18-28	0.643	81-3.0	47	40	35	28	15	4
GREEN, Garrett	25-1	241	20-47	0.426	2-5	0.400	3-7	0.429	45-1.8	40	41	3	11	1	5
THORNTON, Quintin	17-5	218	7-13	0.538	0-0	0.000	5-8	0.625	19-1.1	28	31	7	7	1	2
TERREBONNE, Greg	4-0	8	1-3	0.333	0-0	0.000	2-2	1.000	4-1.0	0	0	2	1	0	0
<b>LSU</b>	<b>31</b>	<b>6225</b>	<b>722-1800</b>	<b>0.429</b>	<b>201-624</b>	<b>0.322</b>	<b>386-521</b>	<b>0.741</b>	<b>2131-68.7</b>	<b>1108</b>	<b>520</b>	<b>362</b>	<b>428</b>	<b>186</b>	<b>196</b>
<b>Opponents</b>	<b>31</b>	<b>6225</b>	<b>795-1884</b>	<b>0.422</b>	<b>210-608</b>	<b>0.345</b>	<b>345-515</b>	<b>0.670</b>	<b>2145-69.2</b>	<b>1164</b>	<b>509</b>	<b>391</b>	<b>415</b>	<b>208</b>	<b>112</b>

## 2006-07 -- Record 17-15, 5-11 in the SEC, NIT, Coach John Brady (Year 10)

	G-GS	MIN	FG-FGA	PCT.	3FG-FGA	PCT.	FT-FTA	PCT.	PTS-AVG.	REB	PF	A	TO	STL	BLK
DAVIS, Glen	29-28	1,016	178-368	0.484	17-49	0.347	139-195	0.713	512-17.7	303	67	66	82	32	28
MITCHELL, Tasmin	32-32	1,092	173-371	0.466	41-109	0.376	78-104	0.750	465-14.5	189	76	59	55	34	25
MARTIN, Terry	24-16	701	93-227	0.410	52-134	0.388	15-26	0.577	253-10.5	67	37	35	43	11	6
TEMPLE, Garrett	32-32	1,099	91-230	0.396	35-130	0.269	57-70	0.814	274-8.6	118	79	138	83	52	34
LAZARE, Darnell	30-25	720	90-162	0.556	0-0	0.000	41-66	0.621	221-7.4	136	54	21	49	23	11
MASON, Dameon	31-14	594	61-143	0.427	9-28	0.321	35-50	0.700	166-5.4	93	48	25	40	16	6
ROLLE, Magnum	29-9	485	50-116	0.431	0-1	0.000	15-27	0.556	115-4.0	118	57	11	29	16	31
MINOR, Tack	16-2	239	21-57	0.368	8-26	0.308	8-13	0.615	58-3.6	26	18	35	28	17	0
JOHNSON, Chris	18-2	122	24-43	0.558	3-6	0.500	7-11	0.636	58-3.2	29	19	3	8	2	12
VOOGD, Ben	27-0	289	14-34	0.412	5-14	0.357	4-4	1.000	37-1.4	24	28	45	24	14	0
FARRER, Alex	14-0	87	5-23	0.217	4-20	0.200	4-6	0.667	18-1.3	14	7	6	5	0	2
TERREBONNE, Greg	5-0	7	0-0	0.000	0-0	0.000	0-0	0.000	0-0.0	3	0	1	1	1	0
<b>LSU</b>	<b>32</b>	<b>6450</b>	<b>800-1774</b>	<b>0.451</b>	<b>174-517</b>	<b>0.337</b>	<b>403-572</b>	<b>0.705</b>	<b>2177-68.0</b>	<b>1205</b>	<b>493</b>	<b>445</b>	<b>452</b>	<b>155</b>	<b>218</b>
<b>Opponents</b>	<b>32</b>	<b>6450</b>	<b>732-1810</b>	<b>0.404</b>	<b>191-585</b>	<b>0.326</b>	<b>352-505</b>	<b>0.697</b>	<b>2007-62.7</b>	<b>1026</b>	<b>506</b>	<b>322</b>	<b>399</b>	<b>95</b>	<b>217</b>

## 2005-06 -- Record 27-9, 14-2 in the SEC, SEC Champions, NCAA Final Four, Coach John Brady (Year 9)

	G-GS	MIN	FG-FGA	PCT.	3FG-FGA	PCT.	FT-FTA	PCT.	PTS-AVG.	REB	PF	A	TO	STK	BLK
DAVIS, Glen	36-36	1,144	250-505	0.495	6-23	0.261	163-241	0.676	669-18.6	350	89	50	96	47	41
MITCHELL, Darrel	36-36	1,322	200-459	0.436	82-208	0.394	122-161	0.758	604-16.8	134	81	160	99	70	11
THOMAS, Tyrus	32-21	829	152-250	0.608	1-1	1.000	90-137	0.657	395-12.3	295	82	42	59	33	99
MITCHELL, Tasmin	36-36	1,240	162-365	0.444	28-95	0.295	60-81	0.741	412-11.4	201	85	100	83	53	18
LAZARE, Darnell	36-15	682	91-186	0.489	1-1	1.000	57-84	0.679	240-6.7	121	61	20	53	20	11
TEMPLE, Garrett	36-35	1,207	65-194	0.335	27-109	0.248	25-37	0.676	182-5.1	94	87	99	70	38	31
MINOR, Tack	3-0	40	3-11	0.273	0-1	0.000	2-3	0.667	8-2.7	5	3	4	6	4	0
ROLLE, Magnum	33-0	288	30-65	0.462	0-0	0.000	11-24	0.458	71-2.2	82	32	6	18	10	21
JOHNSON, Chris	10-0	43	6-18	0.333	0-6	0.000	1-2	0.500	13-1.3	7	2	3	6	2	3
VOOGD, Ben	36-1	442	13-35	0.371	2-8	0.250	11-16	0.688	39-1.1	28	43	63	58	21	1
FLESHMAN, David	8-0	14	0-4	0.000	0-2	0.000	0-0	0.000	0-0.0	2	0	0	2	0	0
<b>LSU</b>	<b>36</b>	<b>7250</b>	<b>972-2092</b>	<b>0.465</b>	<b>147-454</b>	<b>0.324</b>	<b>542-786</b>	<b>0.690</b>	<b>2663-73.1</b>	<b>1447</b>	<b>567</b>	<b>547</b>	<b>555</b>	<b>298</b>	<b>236</b>
<b>Opponents</b>	<b>36</b>	<b>7250</b>	<b>852-2137</b>	<b>0.399</b>	<b>233-677</b>	<b>0.344</b>	<b>362-522</b>	<b>0.693</b>	<b>2299-63.9</b>	<b>1167</b>	<b>662</b>	<b>385</b>	<b>543</b>	<b>150</b>	<b>233</b>

## 2004-05 -- Record 20-10, 12-4 in the SEC, SEC Western Division Champions, NCAA Tournament, Coach John Brady (Year 8)

	G-GS	MIN	FG-FGA	PCT.	3FG-FGA	PCT.	FT-FTA	PCT.	PTS-AVG.	REB	PF	A	TO	STL	BLK
BASS, Brandon	30-30	1,007	181-319	0.567	12-26	0.462	146-188	0.777	520-17.3	272	73	25	54	24	48
DAVIS, Glen	30-29	876	138-269	0.513	3-12	0.250	127-182	0.698	406-13.5	263	94	31	50	29	41
MITCHELL, Darrel	30-30	1,050	125-312	0.401	67-184	0.364	77-91	0.846	394-13.1	79	83	88	65	54	4
HUDSON, Antonio	30-30	1,086	138-306	0.451	64-162	0.395	53-80	0.663	393-13.1	95	62	58	47	30	10
MINOR, Tack	30-30	857	114-304	0.375	38-127	0.299	58-86	0.674	324-10.8	118	60	137	108	41	3
KOUNDJIA, Regis	6-0	74	7-18	0.389	3-7	0.429	2-3	0.667	19-3.2	13	8	8	8	2	3
NELTNER, Ross	30-1	405	30-68	0.441	9-21	0.429	18-25	0.720	87-2.9	93	52	22	24	9	8
WHIPPLE, Xavier	30-0	568	22-53	0.415	9-28	0.321	10-17	0.588	63-2.1	50	33	70	32	15	2
LAZARE, Darnell	25-0	173	20-34	0.588	0-0	0.000	9-13	0.692	49-2.0	30	20	2	5	4	6
WOLFERT, Paul	13-0	21	1-5	0.200	0-3	0.000	0-0	0.000	2-0.2	3	2	1	3	1	1
FLESHMAN, David	2-0	3	0-1	0.000	0-0	0.000	0-0	0.000	0-0.0	0	1	0	1	0	0
MARAVICH, Josh	4-0	5	0-1	0.000	0-1	0.000	0-0	0.000	0-0.0	0	1	0	1	0	0
<b>LSU</b>	<b>30</b>	<b>6125</b>	<b>776-1690</b>	<b>0.459</b>	<b>205-571</b>	<b>0.359</b>	<b>500-685</b>	<b>0.730</b>	<b>2257-75.2</b>	<b>1097</b>	<b>490</b>	<b>442</b>	<b>405</b>	<b>209</b>	<b>127</b>
<b>Opponents</b>	<b>30</b>	<b>6125</b>	<b>776-1746</b>	<b>0.444</b>	<b>225-593</b>	<b>0.379</b>	<b>365-532</b>	<b>0.686</b>	<b>2142-71.4</b>	<b>963</b>	<b>572</b>	<b>353</b>	<b>376</b>	<b>189</b>	<b>81</b>

## 2003-04 -- Record 18-11, 8-8 in the SEC, NIT, Coach John Brady (Year 7)

	G-GS	MIN	FG-FGA	PCT.	3FG-FGA	PCT.	FT-FTA	PCT.	PTS-AVG.	REB	PF	A	TO	STL	BLK
LLOREDA, Jaime	22-21	759	140-241	0.581	0-4	0.000	92-170	0.541	372-16.9	256	61	31	74	12	28
BASS, Brandon	29-28	1,014	121-240	0.504	5-19	0.263	123-157	0.783	370-12.8	214	59	17	55	21	56
MITCHELL, Darrel	29-18	884	115-279	0.412	67-160	0.419	49-69	0.710	346-11.9	81	73	63	41	50	3
HUDSON, Antonio	28-21	885	95-241	0.394	40-115	0.348	56-90	0.622	286-10.2	109	62	53	49	25	6
MINOR, Tack	29-2	449	63-174	0.362	32-95	0.337	51-75	0.680	209-7.2	55	47	49	55	21	0
WHIPPLE, Xavier	29-26	718	36-108	0.333	12-50	0.240	36-47	0.766	120-4.1	69	44	88	62	17	6
KOUNDJIA, Regis	27-20	492	38-105	0.362	9-44	0.205	19-37	0.514	104-3.9	98	63	27	36	15	12
LAZARE, Darnell	29-8	357	36-64	0.563	0-0	0.000	13-25	0.520	85-2.9	69	26	8	24	10	9
WOLFERT, Paul	3-0	7	2-2	1.000	1-1	1.000	0-0	0.000	5-1.7	1	0	0	1	0	0
GIPSON, Tony	2-0	10	1-6	0.167	0-2	0.000	0-0	0.000	2-1.0	1	1	0	2	2	0
NELTNER, Ross	21-0	187	8-20	0.400	2-6	0.333	2-5	0.400	20-1.0	23	21	8	14	2	2
THOMPSON, Charlie	9-1	39	1-7	0.143	0-4	0.000	3-3	1.000	5-0.6	3	3	2	3	1	0
MARAVICH, Josh	1-0	1	0-0	0.000	0-0	0.000	0-0	0.000	0-0.0	0	0	0	0	0	0
<b>LSU</b>	<b>29</b>	<b>5800</b>	<b>656-1487</b>	<b>0.441</b>	<b>168-500</b>	<b>0.336</b>	<b>444-678</b>	<b>0.655</b>	<b>1924-66.3</b>	<b>1065</b>	<b>460</b>	<b>346</b>	<b>426</b>	<b>176</b>	<b>122</b>
<b>Opponents</b>	<b>29</b>	<b>5800</b>	<b>695-1675</b>	<b>0.415</b>	<b>172-491</b>	<b>0.350</b>	<b>289-446</b>	<b>0.648</b>	<b>1851-63.8</b>	<b>960</b>	<b>560</b>	<b>335</b>	<b>358</b>	<b>216</b>	<b>82</b>

## 2002-03 -- Record 21-11, 8-8 in the SEC, NCAA Tournament, Coach John Brady (Year 6)

	G-GS	MIN	FG-FGA	PCT.	3FG-FGA	PCT.	FT-FTA
--	------	-----	--------	------	---------	------	--------



# Year-by-Year Team Stats

## 2001-02 -- Record 19-15, 6-10 in the SEC, NIT Second Round, Coach John Brady (Year 5)

	G-GS	MIN	FG-FGA	PCT.	3FG-FGA	PCT.	FT-FTA	PCT.	PTS-AVG	REB	PF	A	TO	STL	BLK
DUPREE, Ronald	34-34	1,202	220-487	0.452	31-108	0.287	81-145	0.559	552-16.2	290	114	73	107	35	22
TEMPLE III, Collis	21-19	592	92-214	0.430	39-104	0.375	58-71	0.817	281-13.4	126	45	47	50	21	4
BRIGHT, Torris	34-34	1,161	150-346	0.434	76-193	0.394	78-110	0.709	454-13.4	129	76	129	123	60	6
HUDSON, Antonio	34-16	957	124-288	0.431	43-111	0.387	60-91	0.659	351-10.3	113	55	53	52	42	11
BRIDGEWATER, Brad	34-31	781	104-190	0.547	0-0	0.000	19-40	0.475	227-6.7	133	94	12	36	17	18
WILLIAMS, Jermaine	34-32	1,017	71-141	0.504	3-11	0.273	70-82	0.854	215-6.3	158	60	88	56	76	13
DAVIS, Thomas	26-2	288	47-86	0.547	1-1	1.000	12-19	0.632	107-4.1	60	51	6	24	5	4
YOUNG, JueMichael	12-1	76	8-21	0.381	2-7	0.286	3-8	0.375	21-1.8	7	4	3	7	1	0
WILSON, Jason	30-1	317	18-42	0.429	0-0	0.000	14-31	0.452	50-1.7	62	35	5	17	7	1
THOMPSON, Charlie	31-0	346	9-25	0.360	7-17	0.412	22-24	0.917	47-1.5	18	24	38	27	13	0
BOZEK, Pete	5-0	9	2-5	0.400	1-3	0.333	0-0	0.000	5-1.0	3	3	1	4	0	0
WHIPPLE, Xavier	18-0	104	5-15	0.333	1-6	0.167	3-5	0.600	14-0.8	12	9	12	9	3	0
<b>LSU</b>	<b>34</b>	<b>6850</b>	<b>850-1860</b>	<b>.457</b>	<b>204-561</b>	<b>.364</b>	<b>420-626</b>	<b>.671</b>	<b>2324-68.4</b>	<b>1217</b>	<b>572</b>	<b>467</b>	<b>517</b>	<b>280</b>	<b>79</b>
<b>Opponents</b>	<b>34</b>	<b>6850</b>	<b>797-1913</b>	<b>.417</b>	<b>226-684</b>	<b>.330</b>	<b>356-575</b>	<b>.619</b>	<b>2176-64.0</b>	<b>1130</b>	<b>595</b>	<b>402</b>	<b>511</b>	<b>263</b>	<b>93</b>

## 2000-01 -- Record 13-16, 2-14 in the SEC, Coach John Brady (Year 4)

	G-GS	MIN	FG-FGA	PCT.	3FG-FGA	PCT.	FT-FTA	PCT.	PTS-AVG	REB	PF	A	TO	STL	BLK
DUPREE, Ronald	29-28	1,012	183-377	0.485	21-64	0.328	116-166	0.699	503-17.3	256	81	41	88	37	17
TEMPLE III, Collis	29-28	918	134-297	0.451	53-146	0.363	88-120	0.733	409-14.1	133	83	65	78	40	10
BESHARA, Brian	29-29	887	111-299	0.371	48-133	0.361	54-78	0.692	324-11.2	173	89	68	66	47	16
BRIGHT, Torris	29-28	940	104-250	0.416	44-122	0.361	62-85	0.729	314-10.8	81	63	118	110	57	3
ROLAND, Lamont	11-10	317	42-91	0.462	13-32	0.406	15-33	0.455	112-10.2	39	28	52	23	24	4
WILLIAMS, Jermaine	29-20	840	76-153	0.497	5-17	0.294	59-85	0.694	216-7.4	114	53	55	34	42	7
WILSON, Jason	29-1	491	44-87	0.506	0-0	0.000	20-31	0.645	108-3.7	102	72	3	17	7	6
ROYAL, Robert	5-0	37	3-7	0.429	0-0	0.000	4-8	0.500	10-2.0	6	2	3	2	0	0
WARNER, Jack	17-0	50	8-17	0.471	4-11	0.364	6-8	0.750	26-1.5	7	2	3	3	1	0
THOMPSON, Charlie	29-1	306	13-29	0.448	6-13	0.462	8-11	0.727	40-1.4	18	22	28	22	1	0
HARRISON, Jamal	1-0	1	0-0	0.000	0-0	0.000	1-2	0.500	1-1.0	1	0	0	0	0	0
GREEN, Brian	6-0	14	1-5	0.200	0-1	0.000	0-0	0.000	2-0.3	4	2	1	0	1	1
BOZEK, Pete	7-0	21	1-8	0.125	0-2	0.000	0-0	0.000	2-0.3	5	4	1	0	0	1
LANDRY, Brandon	7-0	16	0-4	0.000	0-3	0.000	2-2	1.000	2-0.3	3	3	0	1	0	0
<b>LSU</b>	<b>29</b>	<b>5850</b>	<b>720-1624</b>	<b>0.443</b>	<b>194-544</b>	<b>0.357</b>	<b>435-629</b>	<b>0.692</b>	<b>2069-71.3</b>	<b>1020</b>	<b>507</b>	<b>438</b>	<b>454</b>	<b>257</b>	<b>65</b>
<b>Opponents</b>	<b>29</b>	<b>5860</b>	<b>717-1643</b>	<b>0.436</b>	<b>211-572</b>	<b>0.369</b>	<b>334-598</b>	<b>0.671</b>	<b>1979-68.2</b>	<b>994</b>	<b>567</b>	<b>405</b>	<b>489</b>	<b>225</b>	<b>75</b>

## 1999-2000 -- Record 28-6, 12-4 in the SEC, SEC Champions, NCAA Sweet 16, Coach John Brady (Year 3)

	G-GS	MIN	FG-FGA	PCT.	3FG-FGA	PCT.	FT-FTA	PCT.	PTS-AVG	REB	PF	A	TO	STL	BLK
SWIFT, Stromile	34-33	1,013	208-342	0.608	7-25	0.280	127-206	0.617	550-16.2	279	88	32	80	50	95
SMITH, Jabari	34-34	969	156-282	0.553	13-35	0.371	100-168	0.595	425-12.5	239	84	75	88	24	33
BESHARA, Brian	34-33	927	126-282	0.447	46-130	0.354	76-106	0.717	374-11.0	174	85	62	74	49	12
ROLAND, Lamont	34-31	1,022	139-328	0.424	34-111	0.306	58-96	0.604	370-10.9	157	73	79	99	56	4
BRIGHT, Torris	34-34	1,137	112-259	0.432	55-138	0.399	60-91	0.659	339-10.0	127	76	147	126	70	7
DUPREE, Ronald	34-0	433	63-136	0.463	2-14	0.143	39-68	0.574	167-4.9	112	45	14	41	15	11
WILLIAMS, Jermaine	31-5	633	45-105	0.429	14-40	0.350	43-56	0.768	147-4.7	73	41	56	34	23	5
TEMPLE III, Collis	33-0	425	37-87	0.425	22-58	0.379	35-46	0.761	131-4.0	53	32	29	35	21	6
BRIDGEWATER, Brad	26-0	181	21-43	0.488	0-0	0.000	3-7	0.429	45-1.7	32	18	3	14	5	6
DAVIS, Edmond	11-0	11	2-4	0.500	0-0	0.000	6-8	0.750	10-0.9	2	3	2	2	0	0
WARNER, Jack	11-0	22	3-6	0.500	1-2	0.500	3-4	0.750	10-0.9	2	1	0	2	0	1
LANDRY, Brandon	8-0	17	2-5	0.400	2-5	0.400	0-0	0.000	6-0.8	1	1	4	2	0	0
GREEN, Brian	9-0	10	1-1	1.000	0-0	0.000	2-2	1.000	4-0.4	4	1	0	1	0	0
<b>LSU</b>	<b>34</b>	<b>6800</b>	<b>915-1880</b>	<b>0.487</b>	<b>196-558</b>	<b>0.351</b>	<b>552-858</b>	<b>0.643</b>	<b>2578-75.8</b>	<b>1373</b>	<b>549</b>	<b>503</b>	<b>593</b>	<b>313</b>	<b>180</b>
<b>Opponents</b>	<b>34</b>	<b>6800</b>	<b>781-2046</b>	<b>0.382</b>	<b>233-745</b>	<b>0.313</b>	<b>337-531</b>	<b>0.635</b>	<b>2132-62.7</b>	<b>1100</b>	<b>743</b>	<b>402</b>	<b>461</b>	<b>265</b>	<b>60</b>

## 1998-99 -- Record 12-15, 4-12 in the SEC, Coach John Brady (Year 2)

	G-GS	MIN	FG-FGA	PCT.	3FG-FGA	PCT.	FT-FTA	PCT.	PTS-AVG	REB	PF	A	TO	STL	BLK
CARTER, Maurice	27-27	950	159-363	0.438	71-171	0.415	77-120	0.642	466-17.3	155	55	32	70	29	8
SMITH, Jabari	27-24	808	115-227	0.507	12-49	0.245	100-145	0.690	342-12.7	262	73	51	95	32	32
BESHARA, Brian	26-26	706	109-234	0.466	28-65	0.431	39-63	0.619	285-11.0	138	94	55	73	30	5
SWIFT, Stromile	16-7	319	45-110	0.409	1-8	0.125	30-50	0.600	121-7.6	69	43	5	46	15	35
ANDERSON, Willie	17-16	452	42-106	0.396	10-44	0.227	30-48	0.625	124-7.3	50	49	50	41	17	1
WILLIAMS, Jermaine	26-4	534	48-110	0.436	19-46	0.413	25-32	0.781	140-5.4	80	31	33	31	13	4
CARTER, Cedric	9-2	139	16-33	0.485	0-0	0.000	8-16	0.500	40-4.4	44	17	4	19	2	1
MANCE, Omar-Seli	26-10	493	26-75	0.347	4-25	0.160	30-40	0.750	86-3.3	49	29	52	35	13	3
COOPER, Darryl	26-8	362	23-66	0.348	6-18	0.333	20-37	0.541	72-2.8	28	36	22	39	17	3
BRIDGEWATER, Brad	24-0	176	21-52	0.404	0-0	0.000	7-13	0.538	49-2.0	43	30	4	15	2	6
LEDoux, Marqus	16-0	120	10-38	0.263	0-8	0.000	7-17	0.412	27-1.7	19	11	4	15	3	3
WARNER, Jack	5-0	8	1-3	0.333	1-2	0.500	5-6	0.833	8-1.6	0	1	0	0	0	0
WOLFE, Jamaal	24-11	431	10-44	0.227	2-15	0.133	11-18	0.611	33-1.4	38	24	60	53	16	1
LANDRY, Brandon	2-0	2	0-0	0.000	0-0	0.000	0-0	0.000	0-0.0	0	2	0	1	0	0
<b>LSU</b>	<b>27</b>	<b>5500</b>	<b>625-1461</b>	<b>0.427</b>	<b>154-451</b>	<b>0.341</b>	<b>389-605</b>	<b>0.643</b>	<b>1793-66.4</b>	<b>1071</b>	<b>497</b>	<b>372</b>	<b>534</b>	<b>189</b>	<b>102</b>
<b>Opponents</b>	<b>27</b>	<b>5500</b>	<b>676-1675</b>	<b>0.404</b>	<b>177-519</b>	<b>0.341</b>	<b>332-493</b>	<b>0.673</b>	<b>1861-68.9</b>	<b>949</b>	<b>537</b>	<b>355</b>	<b>384</b>	<b>290</b>	<b>69</b>

## 1997-98 -- Record 9-18, 2-14 in the SEC, Coach John Brady (Year 1)

	G-GS	MIN	FG-FGA	PCT.	3FG-FGA	PCT.	FT-FTA	PCT.	PTS-AVG	REB	PF	A	TO	STL	BLK
CARTER, Maurice	27-25	863	131-313	0.419	44-131	0.336	82-111	0.739	388-14.4	101	47	44	72	21	5
ANDERSON, Willie	27-25	903	103-254	0.406	33-104	0.317	84-118	0.712	323-12.0	87	63	64	94	31	2
WASHINGTON, Rogers	23-21	637	77-191	0.403	19-61	0.311	38-59	0.644	211-9.2	95	71	25	55	16	7
COLLINS, DeJuan	23-20	718	55-169	0.325	23-64	0.359	69-97	0.711	202-8.8	86	50	79			

# Year-by-Year Team Stats

NABORS, Gene	30-23	695	50-161	0.311	12-73	0.164	37-52	0.712	149-5.0	80	54	72	63	39	0
EARL, Louis	27-10	440	54-116	0.466	0-3	0.000	20-36	0.556	128-4.7	65	45	24	35	11	2
HALL, Bob	23-3	356	40-87	0.460	0-0	0.000	28-44	0.636	108-4.7	108	57	25	25	16	23
SIMMONS, Terrance	29-5	442	39-121	0.322	21-75	0.280	23-35	0.657	122-4.2	56	24	54	49	14	2
WOMACK, Leroy	25-3	293	32-124	0.258	10-43	0.233	17-25	0.680	91-3.6	70	42	17	25	7	9
BOSLEY II, David	29-5	405	29-78	0.372	15-41	0.366	22-25	0.880	95-3.3	38	42	47	41	25	2
WALTON, Adam	10-0	41	10-20	0.500	0-0	0.000	3-5	0.600	23-2.3	8	9	2	3	1	0
WARNER, Jack	16-1	66	3-16	0.188	3-12	0.250	4-6	0.667	13-0.8	3	7	2	3	3	0
<b>LSU</b>	<b>30</b>	<b>5550</b>	<b>730-1765</b>	<b>0.414</b>	<b>107-375</b>	<b>0.285</b>	<b>433-624</b>	<b>0.694</b>	<b>2000-66.7</b>	<b>1172</b>	<b>585</b>	<b>415</b>	<b>548</b>	<b>221</b>	<b>96</b>
<b>Opponents</b>	<b>30</b>	<b>5550</b>	<b>1721-1745</b>	<b>0.413</b>	<b>221-605</b>	<b>0.365</b>	<b>451-675</b>	<b>0.667</b>	<b>2114-70.5</b>	<b>1066</b>	<b>562</b>	<b>442</b>	<b>469</b>	<b>301</b>	<b>88</b>

## 1995-96 -- Record 12-17, 4-12 in the SEC, Coach Dale Brown (Year 24)

	G-GS	MIN	FG-FGA	PCT.	3FG-FGA	PCT.	FT-FTA	PCT.	PTS-AVG	REB	PF	A	TO	STL	BLK
HENDERSON, Ronnie	23-21	717	183-397	0.461	49-146	0.336	87-127	0.685	502-21.8	107	68	32	60	40	14
FORD, Deuce	17-15	485	71-182	0.390	17-57	0.298	36-49	0.735	195-11.5	91	40	39	25	27	8
RUBCHENKO, Roman	29-29	740	107-237	0.451	28-79	0.354	84-114	0.737	326-11.2	201	110	33	55	27	18
SPENCER, Duane	26-19	623	72-185	0.389	9-31	0.290	52-70	0.743	205-7.9	147	62	37	69	22	15
MUTAVDZIC, Misha	29-10	477	81-153	0.529	0-0	0.000	50-67	0.746	212-7.3	128	78	11	36	18	13
CARTER, Maurice	26-6	414	62-158	0.392	27-77	0.351	21-37	0.568	172-6.6	60	29	21	27	17	6
LIVINGSTON, Randy	13-12	318	24-83	0.289	1-20	0.050	30-38	0.789	79-6.1	30	23	69	37	27	2
WASHINGTON, Rogers	26-8	533	56-121	0.463	13-38	0.342	29-52	0.558	154-5.9	98	45	23	32	14	11
NOLLEY, Landers	28-6	385	60-136	0.441	22-66	0.333	18-34	0.529	160-5.7	60	44	29	34	17	2
NABORS, Gene	29-14	625	55-159	0.346	23-77	0.299	17-28	0.607	150-5.2	69	38	95	48	43	1
BOSLEY II, David	23-2	183	19-45	0.422	5-20	0.250	16-25	0.640	59-2.6	28	18	33	20	5	0
SCOTT, Garrick	11-0	78	9-15	0.600	0-0	0.000	8-14	0.571	26-2.4	23	18	1	8	6	5
THOMAS, Quenton	5-0	45	2-11	0.182	0-2	0.000	0-0	0.000	4-0.8	6	7	12	12	4	1
SHEPPARD, Nick	22-3	147	6-18	0.333	0-0	0.000	4-16	0.250	16-0.7	41	32	1	15	3	6
WALTON, Adam	12-0	30	2-11	0.182	0-1	0.000	1-2	0.500	5-0.4	7	2	2	3	0	0
<b>LSU</b>	<b>29</b>	<b>5800</b>	<b>809-1911</b>	<b>0.423</b>	<b>194-614</b>	<b>0.316</b>	<b>453-773</b>	<b>0.673</b>	<b>2265-78.1</b>	<b>1201</b>	<b>614</b>	<b>438</b>	<b>481</b>	<b>273</b>	<b>102</b>
<b>Opponents</b>	<b>29</b>	<b>5800</b>	<b>786-1823</b>	<b>0.431</b>	<b>221-646</b>	<b>0.342</b>	<b>507-658</b>	<b>0.669</b>	<b>2300-79.3</b>	<b>1146</b>	<b>593</b>	<b>482</b>	<b>473</b>	<b>238</b>	<b>88</b>

## 1994-95 -- Record 12-15, 6-10 in the SEC, Coach Dale Brown (Year 23)

	G-GS	MIN	FG-FGA	PCT.	3FG-FGA	PCT.	FT-FTA	PCT.	PTS-AVG	REB	PF	A	TO	STL	BLK
HENDERSON, Ronnie	27-27	977	219-511	0.429	68-212	0.321	124-169	0.734	630-23.3	142	71	59	78	35	16
LIVINGSTON, Randy	16-16	550	81-185	0.438	20-65	0.308	42-62	0.677	224-14.0	65	41	151	86	40	3
CEASAR, Clarence	22-17	735	111-275	0.404	27-94	0.287	29-41	0.707	278-12.6	153	76	57	66	66	17
NOLLEY, Landers	27-15	906	106-248	0.427	37-88	0.420	40-53	0.755	289-10.7	126	77	57	76	25	5
RUBCHENKO, Roman	27-18	617	103-204	0.505	16-44	0.364	42-67	0.627	264-9.8	158	79	29	52	17	16
MUTAVDZIC, Misha	26-14	431	75-141	0.532	0-0	0.000	34-57	0.596	184-7.1	116	75	11	39	15	24
JOHNSON, Alonzo	26-2	247	30-51	0.588	0-0	0.000	27-37	0.730	87-3.3	65	48	1	15	3	14
BOSLEY II, David	22-1	234	16-49	0.327	10-25	0.400	19-28	0.679	61-2.8	27	22	44	33	12	0
THOMAS, Quenton	27-11	436	23-40	0.575	6-10	0.600	11-23	0.478	63-2.3	44	68	61	53	15	5
SCOTT, Garrick	27-14	369	23-57	0.404	0-0	0.000	16-35	0.457	62-2.3	83	75	9	21	13	19
PALFI, Djole	7-0	23	4-9	0.444	1-3	0.333	0-0	0.000	9-1.3	4	5	0	2	0	1
<b>LSU</b>	<b>27</b>	<b>4645</b>	<b>791-1770</b>	<b>0.447</b>	<b>185-541</b>	<b>0.342</b>	<b>384-572</b>	<b>0.671</b>	<b>2151-79.7</b>	<b>1103</b>	<b>637</b>	<b>479</b>	<b>521</b>	<b>241</b>	<b>120</b>
<b>Opponents</b>	<b>27</b>	<b>4645</b>	<b>718-1666</b>	<b>0.431</b>	<b>226-629</b>	<b>0.359</b>	<b>529-784</b>	<b>0.675</b>	<b>2191-81.2</b>	<b>1022</b>	<b>541</b>	<b>449</b>	<b>486</b>	<b>269</b>	<b>86</b>

## 1993-94 -- Record 11-16, 5-11 in the SEC, Coach Dale Brown (Year 22)

	G-GS	MIN	FG-FGA	PCT.	3FG-FGA	PCT.	FT-FTA	PCT.	PTS-AVG	REB	PF	A	TO	STL	BLK
BRANDON, Jamie	27-26	873	151-324	0.466	26-83	0.313	117-162	0.722	445-16.5	155	72	54	69	39	4
HENDERSON, Ronnie	27-8	678	144-381	0.378	72-228	0.316	69-97	0.711	429-15.9	96	67	31	55	29	12
CEASAR, Clarence	27-24	839	152-343	0.443	47-131	0.359	44-73	0.603	395-14.6	169	99	49	77	80	12
BURNS, Lenear	27-27	792	92-170	0.541	2-17	0.118	65-98	0.663	251-9.3	146	78	20	37	25	7
OWENS, Andre	24-17	679	80-201	0.398	19-52	0.365	36-52	0.692	215-9.0	39	50	96	43	26	4
GIPSON, Sean	27-18	594	59-138	0.428	1-4	0.250	36-58	0.621	155-5.7	137	54	45	45	27	8
TITUS, Brandon	27-11	474	46-120	0.383	5-17	0.294	15-33	0.455	112-4.1	55	54	52	51	27	1
ROUBTCHENKO, Roman	24-2	276	31-78	0.397	10-25	0.400	20-31	0.645	92-3.8	78	55	10	24	11	5
JACKSON, Glover	23-1	175	18-42	0.429	0-0	0.000	15-33	0.455	51-2.2	47	35	5	17	6	15
ANNISON, Doug	2-0	6	0-2	0.000	0-0	0.000	3-4	0.750	3-1.5	4	1	0	1	0	0
BOSLEY II, David	12-1	64	3-9	0.333	2-7	0.286	5-10	0.500	13-1.1	5	12	9	15	1	0
<b>LSU</b>	<b>27</b>	<b>5450</b>	<b>776-1808</b>	<b>0.429</b>	<b>194-564</b>	<b>0.326</b>	<b>425-651</b>	<b>0.653</b>	<b>2161-80.0</b>	<b>1035</b>	<b>576</b>	<b>371</b>	<b>434</b>	<b>271</b>	<b>68</b>
<b>Opponents</b>	<b>27</b>	<b>5450</b>	<b>809-1655</b>	<b>0.489</b>	<b>164-484</b>	<b>0.339</b>	<b>413-671</b>	<b>0.616</b>	<b>2195-81.3</b>	<b>1082</b>	<b>543</b>	<b>491</b>	<b>515</b>	<b>172</b>	<b>119</b>

## 1992-93 -- Record 22-11, 9-7 in the SEC, NCAA Tournament, Coach Dale Brown (Year 21)

	G-GS	MIN	FG-FGA	PCT.	3FG-FGA	PCT.	FT-FTA	PCT.	PTS-AVG	REB	PF	A	TO	STL	BLK
HAMMINK, Geert	32-30	970	190-382	0.497	0-2	0.000	108-148	0.730	488-15.3	325	90	61	96	30	30
BRANDON, Jamie	26-15	616	109-224	0.487	27-53	0.509	62-89	0.697	307-11.8	128	48	30	38	29	3
WILLIAMSON, Maurice	25-5	474	85-210	0.405	32-90	0.356	57-79	0.722	259-10.4	59	52	34	48	26	1
CEASAR, Clarence	32-22	776	126-332	0.380	38-112	0.339	25-43	0.581	315-9.8	199	99	54	58	74	28
GIPSON, Sean	33-22	782	110-249	0.442	0-1	0.000	85-117	0.726	305-9.2	161	64	56	50	45	8
OWENS, Andre	33-26	899	96-214	0.449	18-59	0.305	56-84	0.667	266-8.1	64	61	90	63	41	10
HANSEN, Mike	28-18	490	58-126	0.460	38-84	0.452	12-16	0.750	166-5.9	29	24	39	16	9	1
JOHNSON, Paul	33-17	718	57-153	0.373	28-77	0.364	38-60	0.633	180-5.5	48	56	86	39	29	2
ANNISON, Doug	33-3	358	47-116	0.405	6-28	0.214	38-56	0.679	138-4.2	57	53	18	31	14	0
BURNS, Lenear	29-7	337	43-81	0.531	2-5	0.400	27-51	0.529	115-4.0	72	22	12	27	10	16
TITUS, Brandon	22-0	108	16-38	0.421	3-7	0.429	5-7	0.714	40-1.8	17	12	8	10	4	0
GOHRING, Kirk	16-0	66	4-23	0.174	1-4	0.250	1-2	0.500	10-0.6	6	16	4	6	4	1
ROUBTCHENKO, Roman	13-0	31	3-7	0.429	0-3	0.000	2-2	1.000	8						

# Year-by-Year Team Stats

Opponents	31	6225	869-2064	0.421	181-557	0.325	435-643	0.677	2354-75.9	1170	622	450	535	242	78	
<b>1990-91 -- Record 21-10, 12-4 in the SEC, SEC Champions, NCAA Tournament, Coach Dale Brown (Year 19)</b>																
	G-GS	MIN	FG-FGA	PCT.	3FG-FGA	PCT.	FT-FTA	PCT.	PTS-AVG	REB	PF	A	TO	STL	BLK	
O'NEAL, Shaquille	28-28	881	312-497	0.628	0-0	0.000	150-235	0.638	774-27.6	411	79	45	99	41	140	
SINGLETON, Vernel	30-30	902	159-307	0.518	0-6	0.000	137-188	0.729	455-15.2	177	87	49	85	41	11	
HANSEN, Mike	27-24	829	125-292	0.428	58-154	0.377	36-42	0.857	344-12.7	58	42	66	49	23	2	
GRIGGS, Shawn	29-28	688	97-187	0.519	11-29	0.379	50-91	0.549	255-8.8	109	87	83	60	81	22	
BOUDREAUX, Harold	30-7	535	99-229	0.432	21-69	0.304	34-57	0.596	253-8.4	119	72	31	45	27	7	
PUGH, T.J.	30-29	945	61-131	0.466	15-44	0.341	61-84	0.726	198-6.6	110	70	196	87	59	5	
SIMS, Wayne	23-1	338	59-151	0.391	4-23	0.174	23-35	0.657	145-6.3	77	30	22	16	13	5	
HAMMINK, Geert	27-2	228	44-104	0.423	0-1	0.000	36-44	0.818	124-4.6	78	31	11	23	7	2	
BURNS, Lenear	30-1	318	34-93	0.366	8-26	0.308	16-23	0.696	92-3.1	51	26	18	21	11	4	
PICOU, John	28-0	181	11-30	0.367	3-14	0.214	14-22	0.636	39-1.4	10	36	30	33	4	0	
KRAJEWSKI, Richard	16-0	65	7-12	0.583	0-0	0.000	8-9	0.889	22-1.4	18	3	3	2	4	0	
MOSCOVITZ, Danny	16-0	90	2-7	0.286	0-2	0.000	8-10	0.800	12-0.8	8	9	12	18	5	0	
<b>LSU</b>	<b>30</b>	<b>6000</b>	<b>1010-2040</b>	<b>0.495</b>	<b>120-368</b>	<b>0.326</b>	<b>573-840</b>	<b>0.682</b>	<b>2713-90.4</b>	<b>1316</b>	<b>572</b>	<b>566</b>	<b>538</b>	<b>316</b>	<b>198</b>	
<b>Opponents</b>	<b>30</b>	<b>6000</b>	<b>903-2129</b>	<b>0.424</b>	<b>190-537</b>	<b>0.354</b>	<b>427-621</b>	<b>0.688</b>	<b>2423-80.8</b>	<b>1161</b>	<b>634</b>	<b>479</b>	<b>537</b>	<b>260</b>	<b>76</b>	

## 1989-90 -- Record 23-9, 12-6 in the SEC, NCAA Tournament, Coach Dale Brown (Year 18)

	G-GS	MIN	FG-FGA	PCT.	3FG-FGA	PCT.	FT-FTA	PCT.	PTS-AVG	REB	PF	A	TO	STL	BLK
JACKSON, Chris	32-32	1202	305-662	0.461	88-246	0.358	191-210	0.910	889-27.8	81	66	102	117	52	1
ROBERTS, Stanley	32-20	859	200-347	0.576	0-1	0.000	51-111	0.459	451-14.1	315	122	40	56	20	60
O'NEAL, Shaquille	32-28	901	180-314	0.573	0-0	0.000	85-153	0.556	445-13.9	385	122	61	93	38	115
WILLIAMSON, Maurice	31-17	841	134-273	0.491	37-97	0.381	72-111	0.649	377-12.2	72	95	118	81	55	5
SINGLETON, Vernel	32-15	685	98-166	0.590	0-1	0.000	73-125	0.584	269-8.4	152	94	27	28	26	19
SIMS, Wayne	32-28	870	108-219	0.493	2-11	0.182	31-41	0.756	249-7.8	154	51	58	54	22	11
DEVALL, Randy	32-16	733	55-128	0.430	21-58	0.362	19-29	0.655	150-4.7	117	76	106	60	28	4
BOUDREAUX, Harold	32-4	265	32-70	0.457	5-12	0.417	8-12	0.667	77-2.4	66	26	8	18	10	8
TRACEY, Dennis	6-0	24	0-2	0.000	0-0	0.000	4-7	0.571	4-0.7	3	1	4	1	1	0
KRAJEWSKI, Richard	26-0	95	4-13	0.308	0-0	0.000	2-5	0.400	10-0.4	14	8	2	6	3	2
<b>LSU</b>	<b>32</b>	<b>6475</b>	<b>1116-2194</b>	<b>0.509</b>	<b>153-426</b>	<b>0.359</b>	<b>536-804</b>	<b>0.667</b>	<b>2921-91.3</b>	<b>1457</b>	<b>661</b>	<b>526</b>	<b>514</b>	<b>255</b>	<b>225</b>
<b>Opponents</b>	<b>32</b>	<b>6475</b>	<b>901-2222</b>	<b>0.405</b>	<b>257-734</b>	<b>0.350</b>	<b>561-800</b>	<b>0.701</b>	<b>2620-81.9</b>	<b>1223</b>	<b>676</b>	<b>461</b>	<b>471</b>	<b>274</b>	<b>83</b>

## 1988-89 -- Record 20-12, 11-7 in the SEC, NCAA Tournament, Coach Dale Brown (Year 17)

	G-GS	MIN	FG-FGA	PCT.	3FG-FGA	PCT.	FT-FTA	PCT.	PTS-AVG	REB	PF	A	TO	STL	BLK
JACKSON, Chris	32-32	1180	359-739	0.486	84-216	0.389	163-200	0.815	965-30.2	108	70	130	113	55	6
BLANTON, Ricky	32-32	1231	250-483	0.518	40-99	0.404	108-136	0.794	648-20.3	261	79	147	87	47	12
SIMS, Wayne	32-32	1125	183-373	0.491	1-1	1.000	57-76	0.750	424-13.3	244	98	39	36	19	41
SINGLETON, Vernel	32-27	918	121-212	0.571	0-0	0.000	103-132	0.780	345-10.8	250	113	27	59	37	26
MOUTON, Lyle	32-27	762	101-248	0.407	24-67	0.358	37-48	0.771	263-8.2	103	96	88	49	52	7
GRANT, Russell	18-4	150	20-47	0.426	18-37	0.486	12-16	0.750	70-3.9	13	19	15	7	5	1
SCOTT, Lester	18-0	84	21-39	0.538	3-7	0.429	8-9	0.889	53-2.9	8	10	4	9	1	1
TRACEY, Dennis	32-1	476	24-62	0.387	7-24	0.292	37-50	0.740	92-2.9	46	70	48	41	35	2
HAMMINK, Geert	25-0	203	19-41	0.463	0-0	0.000	11-27	0.407	49-2.0	54	44	4	16	4	3
MCKENZIE, Kyle	22-0	127	7-30	0.233	2-10	0.200	13-15	0.867	29-1.3	16	22	14	11	4	0
USSERY, Stephen	7-0	14	3-8	0.375	0-0	0.000	0-1	0.000	6-0.9	2	6	2	2	2	1
KRAJEWSKI, Richard	26-5	160	6-19	0.316	0-0	0.000	8-12	0.667	20-0.8	36	25	5	5	6	3
CORMIER, Jason	6-0	20	1-2	0.500	0-0	0.000	0-1	0.000	2-0.3	3	2	2	1	0	0
<b>LSU</b>	<b>32</b>	<b>6450</b>	<b>1115-2303</b>	<b>0.484</b>	<b>179-461</b>	<b>0.388</b>	<b>557-723</b>	<b>0.770</b>	<b>2966-92.7</b>	<b>1236</b>	<b>654</b>	<b>525</b>	<b>436</b>	<b>267</b>	<b>103</b>
<b>Opponents</b>	<b>32</b>	<b>6450</b>	<b>1096-2263</b>	<b>0.484</b>	<b>163-452</b>	<b>0.361</b>	<b>506-752</b>	<b>0.674</b>	<b>2861-89.4</b>	<b>1344</b>	<b>636</b>	<b>545</b>	<b>519</b>	<b>231</b>	<b>114</b>

## 1987-88 -- Record 16-14, 10-8 in the SEC, NCAA Tournament, Coach Dale Brown (Year 16)

	G-GS	MIN	FG-FGA	PCT.	3FG-FGA	PCT.	FT-FTA	PCT.	PTS-AVG	REB	PF	A	TO	STL	BLK
BLANTON, Ricky	30-30	1122	196-384	0.510	6-13	0.462	113-153	0.739	511-17.0	265	80	107	76	33	2
VARGAS, Jose	30-27	922	171-334	0.512	0-0	0.000	94-148	0.635	436-14.5	247	90	22	87	26	31
JOE, Darryl	30-27	879	122-285	0.428	38-104	0.365	74-103	0.718	356-11.9	82	108	77	61	80	4
SIMS, Wayne	30-13	789	122-235	0.519	0-0	0.000	45-59	0.763	289-9.6	128	77	25	30	10	5
MONTENEGRO, Hernan	4-3	80	12-37	0.324	0-4	0.000	6-10	0.600	30-7.5	26	14	6	13	2	1
WOODSIDE, Bernard	30-30	1012	66-168	0.393	14-44	0.318	27-49	0.551	173-5.8	126	91	136	87	32	8
MOUTON, Lyle	27-2	297	43-104	0.413	9-25	0.360	16-21	0.762	111-4.1	41	36	24	23	16	2
IRVIN, Fess	28-14	508	31-91	0.341	3-14	0.214	36-42	0.857	101-3.6	35	39	46	26	14	0
McDONALD, Ben	6-0	29	5-9	0.556	0-2	0.000	5-6	0.833	15-2.5	9	0	3	1	0	0
MCKENZIE, Kyle	23-0	183	18-49	0.367	9-32	0.281	7-11	0.636	52-2.3	9	24	7	17	2	0
GRIFFITH, Parker	16-0	107	8-21	0.381	6-12	0.500	3-4	0.750	25-1.6	6	12	8	7	0	0
BUKUMIROVICH, Neboisha	18-4	68	3-7	0.429	1-3	0.333	4-4	1.000	11-0.6	8	9	7	1	0	0
GRANT, Russell	11-0	25	1-6	0.167	1-6	0.167	0-1	0.000	3-0.3	1	7	0	2	0	0
KINCHEN, Todd	1-0	4	0-2	0.000	0-1	0.000	0-1	0.000	0-0.0	0	0	0	0	1	0
<b>LSU</b>	<b>30</b>	<b>6025</b>	<b>798-1732</b>	<b>0.461</b>	<b>87-260</b>	<b>0.335</b>	<b>430-612</b>	<b>0.703</b>	<b>2113-70.4</b>	<b>1080</b>	<b>587</b>	<b>468</b>	<b>440</b>	<b>219</b>	<b>53</b>
<b>Opponents</b>	<b>30</b>	<b>6025</b>	<b>769-1713</b>	<b>0.449</b>	<b>118-356</b>	<b>0.331</b>	<b>416-602</b>	<b>0.691</b>	<b>2072-69.1</b>	<b>1039</b>	<b>557</b>	<b>400</b>	<b>437</b>	<b>173</b>	<b>77</b>

## 1986-87 -- Record 24-15, 8-10 in the SEC, NCAA Elite 8, Coach Dale Brown (Year 15)

	G-GS	MIN	FG-FGA	PCT.	3FG-FGA	PCT.	FT-FTA	PCT.	PTS-AVG	REB	PF	A	TO	STL	BLK
WILSON, Anthony	38-38	1,338	233-517	0.451	95-224	0.424	71-87	0.816	632-16.6	133	85	86	113	59	6
WILSON, Nikita	35-33	1,219	220-429	0.513	0-0	0.000	105-156	0.673	545-15.6	244	94	24	76	20	30
JOE, Darryl	37-30	931	106-262	0.405	33-101	0.327	73-98	0.745	318-8.6	107	117	92	74	93	3
VARGAS, Jose	38-14	764	120-231	0.519	0-0	0.000	63-118	0.534	303-8.0	184	104	11	71	23	44
BROWN, Oliver	38-26	1,069	109-215	0.507	0-0	0.000	67-118	0.568	285-7.5	277	98	80	69	66	20
WOODSIDE, Bernard	38-34	1,104	105-212	0.495	16-43	0.372	43-87	0.494	269-7.1	155	111	115	77	36	9
IRVIN, Fess	37-12	741	67-												



# Year-by-Year Team Stats

BLANTON, Ricky	38-21	869	94-159	0.591	52-80	0.650	240-6.3	188	69	37	49	23	5
JOVANOVIICH, Zoran	11-0	130	16-34	0.471	14-21	0.667	46-4.2	31	23	0	15	1	6
VARGAS, Jose	37-18	478	47-101	0.465	17-33	0.515	111-3.0	94	67	5	39	9	21
BROWN, Oliver	37-8	548	38-79	0.481	16-34	0.471	92-2.5	78	45	45	43	22	3
WOODSIDE, Bernard	31-0	183	18-41	0.439	11-22	0.500	47-1.5	23	28	15	22	5	2
BUKUMIROVICH, Neboisha	28-0	169	13-34	0.382	12-17	0.706	38-1.4	8	27	32	20	9	0
CARRIER, Chris	2-0	5	1-1	1.000	0-1	0.000	2-1.0	0	2	0	0	0	0
CONLEY, Ocie	14-0	36	4-13	0.308	6-10	0.600	14-1.0	6	5	2	4	3	0
WILSON, Edwin	13-0	30	1-4	0.250	9-13	0.692	11-0.8	0	0	6	6	0	0
<b>LSU</b>	<b>38</b>	<b>7650</b>	<b>1170-2327</b>	<b>0.503</b>	<b>537-716</b>	<b>0.750</b>	<b>2877-75.7</b>	<b>1298</b>	<b>657</b>	<b>577</b>	<b>549</b>	<b>306</b>	<b>75</b>
<b>Opponents</b>	<b>38</b>	<b>7650</b>	<b>1113-2257</b>	<b>0.493</b>	<b>453-645</b>	<b>0.702</b>	<b>2679-70.5</b>	<b>1220</b>	<b>710</b>	<b>560</b>	<b>609</b>	<b>241</b>	<b>118</b>

## 1984-85 -- Record 19-10, 13-5 in the SEC, SEC Champions, NCAA Tournament, Coach Dale Brown (Year 13)

	G-GS	MIN	FG-FGA	PCT.	FT-FTA	PCT.	PTS-AVG	REB	PF	A	TO	STL	BLK
WILSON, Nikita	29-29	933	183-313	0.585	70-90	0.778	436-15.0	201	83	12	65	20	25
WILLIAMS, John	29-28	935	163-305	0.534	62-81	0.765	388-13.4	190	90	86	74	40	10
REYNOLDS, Jerry	29-24	803	128-255	0.502	64-107	0.598	320-11.0	176	71	105	81	48	11
REDDEN, Don	29-23	699	110-251	0.438	62-71	0.873	282-9.7	74	59	83	59	27	2
TAYLOR, Derrick	29-18	738	108-234	0.462	48-59	0.814	264-9.1	49	69	66	43	27	1
BLANTON, Ricky	29-1	333	41-67	0.612	20-33	0.606	102-3.5	52	28	23	14	8	0
VANCE, Damon	6-2	42	10-17	0.588	0-1	0.000	20-3.3	2	7	1	3	3	0
VARGAS, Jose	25-11	256	34-72	0.472	13-23	0.565	81-3.2	51	35	2	18	5	4
BROWN, Dennis	25-6	332	30-69	0.435	6-13	0.462	66-2.6	28	55	40	40	18	2
BROWN, Oliver	28-0	361	30-62	0.484	13-24	0.542	73-2.6	62	35	27	16	20	6
JOVANOVIICH, Zoran	20-3	164	16-36	0.444	8-9	0.889	40-2.0	43	29	5	11	3	4
CONLEY, Ocie	11-0	41	5-18	0.278	7-11	0.636	17-1.5	8	3	2	3	1	0
WILSON, Anthony	19-0	120	11-33	0.333	6-7	0.857	28-1.5	14	13	5	7	4	0
BUKUMIROVICH, Neboisha	15-0	53	6-13	0.462	0-2	0.000	12-0.8	1	10	11	9	0	0
<b>LSU</b>	<b>29</b>	<b>5810</b>	<b>875-1745</b>	<b>0.501</b>	<b>379-531</b>	<b>0.714</b>	<b>2129-73.4</b>	<b>1020</b>	<b>571</b>	<b>468</b>	<b>444</b>	<b>224</b>	<b>65</b>
<b>Opponents</b>	<b>29</b>	<b>5810</b>	<b>773-1636</b>	<b>0.472</b>	<b>467-634</b>	<b>0.737</b>	<b>2013-69.4</b>	<b>918</b>	<b>545</b>	<b>361</b>	<b>447</b>	<b>189</b>	<b>62</b>

## 1983-84 -- Record 18-11, 13-5 in the SEC, NCAA Tournament, Coach Dale Brown (Year 12)

	G-GS	MIN	FG-FGA	PCT.	FT-FTA	PCT.	PTS-AVG	REB	PF	A	TO	STL	BLK
REYNOLDS, Jerry	29-28	899	162-307	0.528	86-158	0.544	410-14.1	239	97	45	91	81	18
TAYLOR, Derrick	29-22	845	142-316	0.449	104-128	0.813	388-13.4	50	90	99	65	45	1
MITCHELL, Leonard	24-19	699	114-230	0.496	58-101	0.574	286-11.9	176	70	35	47	25	20
REDDEN, Don	28-11	614	97-218	0.445	93-112	0.830	287-10.3	114	60	26	45	17	0
TUDOR, John	29-29	919	103-221	0.466	33-53	0.623	239-8.2	103	76	104	55	35	1
WILSON, Nikita	28-14	520	70-130	0.538	27-48	0.563	167-6.0	146	79	8	33	9	10
JOHNSON, Steffond	18-6	198	27-57	0.474	19-25	0.760	73-4.1	55	36	8	27	11	0
JONES, Johnny	26-11	363	29-74	0.392	19-30	0.633	77-3.0	21	48	36	40	21	0
WILSON, Anthony	24-1	164	29-62	0.468	5-5	1.000	63-2.6	16	16	8	14	4	1
BROWN, Dennis	25-0	207	17-49	0.347	19-31	0.613	53-2.1	16	35	25	19	12	1
BROWN, Oliver	20-1	149	14-40	0.350	14-27	0.519	42-2.1	27	14	5	8	2	2
VANCE, Damon	21-2	163	14-40	0.350	12-25	0.480	40-1.9	34	29	5	9	4	8
COJOE, Theron	20-1	98	7-18	0.389	13-18	0.722	27-1.4	26	18	1	6	3	0
JOHNSON, Joe	12-0	28	1-5	0.200	6-12	0.500	8-0.7	6	7	1	3	3	0
<b>LSU</b>	<b>29</b>	<b>5865</b>	<b>826-1767</b>	<b>0.467</b>	<b>508-744</b>	<b>0.656</b>	<b>2160-74.5</b>	<b>1084</b>	<b>575</b>	<b>406</b>	<b>465</b>	<b>275</b>	<b>62</b>
<b>Opponents</b>	<b>29</b>	<b>5865</b>	<b>770-1636</b>	<b>0.471</b>	<b>533-747</b>	<b>0.714</b>	<b>2073-71.5</b>	<b>1079</b>	<b>655</b>	<b>366</b>	<b>515</b>	<b>167</b>	<b>82</b>

## 1982-83 -- Record 19-13, 10-8 in the SEC, NCAA Tournament, Coach Dale Brown (Year 11)

	G-GS	MIN	FG-FGA	PCT.	FT-FTA	PCT.	PTS-AVG	REB	PF	A	TO	STL	BLK
CARTER, Howard	32-32	1,104	234-472	0.496	96-114	0.842	564-17.6	151	85	56	31	4	4
MITCHELL, Leonard	31-31	1,105	186-346	0.538	83-135	0.615	455-14.7	282	101	20	47	31	4
REYNOLDS, Jerry	32-30	888	126-236	0.534	88-142	0.620	340-10.6	198	90	61	65	24	4
BLACK, Tyrone	30-3	500	96-191	0.503	27-36	0.750	219-7.3	110	56	6	7	7	7
REDDEN, Don	8-1	122	19-45	0.422	19-25	0.760	57-7.1	27	18	4	5	1	1
TUDOR, John	32-20	848	88-179	0.492	39-57	0.684	215-6.7	99	70	89	40	2	2
JONES, Johnny	31-23	903	61-156	0.391	80-111	0.721	202-6.5	54	86	124	55	1	1
JOHNSON, Steffond	26-14	349	57-120	0.475	31-65	0.477	145-5.6	93	56	7	6	4	4
PERKINS, Greg	27-2	375	31-88	0.352	16-27	0.593	78-2.9	45	48	23	13	4	1
STANFEL, Rich	17-2	123	12-28	0.429	9-20	0.450	33-1.9	29	29	1	1	2	2
GREEN, Donald	19-2	85	4-9	0.444	10-13	0.769	18-0.9	6	9	12	2	0	0
COJOE, Theron	17-0	73	3-12	0.250	2-8	0.250	8-0.5	21	15	2	0	0	0
<b>LSU</b>	<b>32</b>	<b>6475</b>	<b>917-1882</b>	<b>0.487</b>	<b>377-570</b>	<b>0.661</b>	<b>2334-72.9</b>	<b>1190</b>	<b>663</b>	<b>405</b>	<b>272</b>	<b>80</b>	<b>80</b>
<b>Opponents</b>	<b>32</b>	<b>6475</b>	<b>858-1848</b>	<b>0.464</b>	<b>439-655</b>	<b>0.670</b>	<b>2155-67.3</b>	<b>1078</b>	<b>669</b>	<b>400</b>	<b>175</b>	<b>80</b>	<b>80</b>

## 1981-82 -- Record 14-14, 11-7 in the SEC, NIT, Coach Dale Brown (Year 10)

	G-GS	MIN	FG-FGA	PCT.	FT-FTA	PCT.	PTS-AVG	REB	PF	A	TO	STL	BLK
CARTER, Howard	28-28	1,092	199-420	0.474	69-95	0.726	467-16.7	156	79	44	29	1	1
TAYLOR, Derrick	28-24	943	151-313	0.482	113-153	0.739	415-14.8	52	94	90	51	4	4
MITCHELL, Leonard	27-27	923	160-293	0.546	57-93	0.613	377-14.0	206	83	26	44	11	11
JOHNSON, Steffond	26-6	390	50-101	0.495	41-60	0.683	141-5.4	103	68	16	7	3	3
JONES, Johnny	28-19	664	62-142	0.437	16-31	0.516	140-5.0	31	67	48	33	2	2
BLACK, Tyrone	23-6	223	47-93	0.505	11-16	0.688	105-4.6	47	25	2	1	2	2
ALLEN, Drexal	26-0	252	31-73	0.425	31-42	0.738	93-3.6	17	24	10	14	1	1
TUDOR, John	28-19	728	32-66	0.485	12-33	0.364	76-2.7	80	60	55	23	1	1
BORNER, Ray	25-10	240	21-62	0.339	9-23	0.391	51-2.0	47	53	8	5	4	4
ENGLAND, Matt	2-0	14	0-0	0.000	4-6	0.667	4-2.0	0	2	0	0	0	0
KISTLER, Brian	13-0	46	3-9	0.333	9-11	0.818	15-1.2	11	9	1	1	0	0
COSTELLO, Joe	16-1	110	6-17	0.353	5-7	0.714	17-1.1	13	2	9	1	1	1
<b>LSU</b>	<b>28</b>	<b>5625</b>	<b>762-1589</b>	<b>0.480</b>	<b>377-570</b>	<b>0.661</b>	<b>1901-67.9</b>	<b>825</b>	<b>570</b>	<b>392</b>	<b>298</b>	<b>79</b>	<b>79</b>
<b>Opponents</b>	<b>28</b>	<b>5625</b>	<b>759-1485</b>	<b>0.511</b>	<b>378-557</b>	<b>0.679</b>	<b>1896-67.7</b>	<b>994</b>	<b>576</b>	<b>389</b>	<b>125</b>	<b>81</b>	<b>81</b>

## 1980-81 -- Record 31-5, 17-1 in the SEC, SEC Champions, NCAA Final Four, Coach Dale Brown (Year 9)

	G-GS	MIN	FG-FGA	PCT.	FT-FTA	PCT.	PTS-AVG	REB	PF	A	TO	STL	BLK
CARTER, Howard	36-36	1,209	233-450	0.518	110-137	0.803	576-16.0	148	101	75	40	6	6
MACKLIN, Durand (Rudy)	36-36	1,147	223-357	0.625	127-180	0.706	573-15.9	351	113	28	30	13	3
MARTIN, Ethan	34-34	1,058	131-303	0.432	129-172	0.750	391-11.5	98	98	190	83	0	0
MITCHELL, Leonard	36-36	1,105	170-3										

BERGERON, J. Brian	19-1	107	5-16	0.313	13-18	0.722	23-1.2	10	13	16	2	3
COSTELLO, Joe	14-0	28	3-4	0.750	1-2	0.500	7-0.5	4	0	0	0	0
KISTLER, Brian	8-0	15	2-3	0.667	0-0	0.000	4-0.5	2	2	1	0	0
<b>LSU</b>	<b>36</b>	<b>7200</b>	<b>1098-2144</b>	<b>0.512</b>	<b>653-944</b>	<b>0.692</b>	<b>2851-79.2</b>	<b>1323</b>	<b>727</b>	<b>527</b>	<b>2</b>	<b>9 6</b>
<b>63</b>												
<b>Opponents</b>	<b>36</b>	<b>7200</b>	<b>971-2060</b>	<b>0.471</b>	<b>507-705</b>	<b>0.719</b>	<b>2449-68.0</b>	<b>1180</b>	<b>848</b>	<b>467</b>	<b>- - -</b>	
---												

**1979-80 -- Record 26-6, 14-4 in the SEC, SEC Tournament Champions, NCAA Elite 8, Coach Dale Brown (Year 8)**

	G-GS	MIN	FG-FGA	PCT.	FT-FTA	PCT.	PTS-AVG	REB	PF	A	STL	BLK
MACKLIN, Durand (Rudy)	32-30	1,038	232-383	0.606	99-140	0.707	563-17.6	309	94	7	21	19
SCALES, DeWayne	32-29	929	230-428	0.537	61-86	0.709	521-16.3	253	99	14	15	8
MARTIN, Ethan	32-32	1,075	136-283	0.481	108-154	0.701	380-11.9	60	85	174	73	3
CARTER, Howard	32-22	907	140-287	0.488	55-72	0.764	335-10.5	113	72	50	24	6
SIMS, Willie	30-6	550	105-190	0.553	67-85	0.788	277-9.2	63	70	46	24	5
HULTBERG, Jordy	31-7	511	77-159	0.484	26-36	0.722	180-5.8	32	48	57	26	2
COOK, Greg	31-28	901	54-135	0.400	27-41	0.659	135-4.4	180	111	83	35	6
BLACK, Tyrone	13-0	60	9-22	0.409	11-14	0.786	29-2.2	15	13	0	0	4
MATTICK, Rick	20-6	110	14-44	0.318	12-19	0.632	40-2.0	59	38	2	4	2
RUDOLPH, Gus	26-0	136	15-41	0.366	9-17	0.529	39-1.5	44	18	2	3	2
BERGERON, J. Brian	15-0	76	5-13	0.385	5-10	0.500	15-1.0	10	9	7	4	3
ALCORN, Mark	10-0	39	0-6	0.000	7-10	0.700	7-0.7	4	4	2	1	0
DeARMOND, Duane	9-0	13	0-1	0.000	3-5	0.600	3-0.3	2	2	1	0	3
COSTELLO, Joe	8-0	26	1-3	0.333	0-1	0.000	2-0.3	6	1	1	2	0
CAMPBELL, Andy	12-0	29	1-7	0.143	0-0	0.000	2-0.2	3	5	0	0	3
<b>LSU</b>	<b>32</b>	<b>6400</b>	<b>1019-2002</b>	<b>0.509</b>	<b>489-689</b>	<b>0.710</b>	<b>2528-79.0</b>	<b>1210</b>	<b>669</b>	<b>527</b>	<b>232</b>	<b>66</b>
<b>Opponents</b>	<b>32</b>	<b>6400</b>	<b>912-1891</b>	<b>0.482</b>	<b>464-678</b>	<b>0.684</b>	<b>2288-71.5</b>	<b>1053</b>	<b>669</b>	<b>421</b>	<b>---</b>	<b>---</b>

**1978-79 -- Record 23-6, 14-4 in the SEC, SEC Champions, NCAA Tournament, Coach Dale Brown (Year 7)**

	G-GS	MIN	FG-FGA	PCT.	FT-FTA	PCT.	PTS-AVG	REB	PF	A	STL	BLK
MACKLIN, Durand (Rudy)	2-2	52	19-32	0.594	8-11	0.727	46-23.0	24	8	1	1	1
SCALES, DeWayne	26-26	801	227-401	0.566	50-83	0.602	504-19.4	236	93	9	7	12
GREEN, Al	29-27	890	188-392	0.480	135-180	0.750	511-17.6	100	91	66	24	6
GREEN, Lionel	29-29	955	114-197	0.579	53-80	0.663	281-9.7	321	100	14	5	61
MARTIN, Ethan	29-28	838	97-218	0.445	87-127	0.685	281-9.7	72	85	156	64	2
HULTBERG, Jordy	29-4	580	119-270	0.441	41-55	0.745	279-9.6	53	62	43	12	3
COOK, Greg	28-28	784	74-159	0.465	29-47	0.617	177-6.3	176	91	59	14	5
SIMS, Willie	29-3	378	51-132	0.386	41-57	0.719	143-4.9	43	57	56	13	3
MATTICK, Rick	22-1	161	26-40	0.650	9-22	0.409	61-2.8	57	42	2	3	7
BROWN, Ernest	24-2	172	25-45	0.556	9-24	0.375	59-2.5	22	33	7	5	1
RUDOLPH, Gus	22-0	129	14-35	0.400	11-16	0.688	39-1.8	35	19	2	1	3
BERGERON, J. Brian	13-0	44	7-16	0.438	0-3	0.000	14-1.1	3	9	9	0	0
CAMPBELL, Andy	10-0	23	2-4	0.500	0-1	0.000	4-0.4	5	6	0	0	3
DeARMOND, Duane	7-0	11	1-1	1.000	0-0	0.000	2-0.3	1	1	0	0	0
<b>LSU</b>	<b>29</b>	<b>5825</b>	<b>964-1852</b>	<b>0.521</b>	<b>473-705</b>	<b>0.671</b>	<b>2401-82.8</b>	<b>1226</b>	<b>697</b>	<b>424</b>	<b>149</b>	<b>107</b>
<b>Opponents</b>	<b>29</b>	<b>5825</b>	<b>820-1812</b>	<b>0.453</b>	<b>528-764</b>	<b>0.691</b>	<b>2168-74.8</b>	<b>1053</b>	<b>669</b>	<b>421</b>	<b>---</b>	<b>---</b>

**1977-78 -- Record 18-9, 12-6 in the SEC, Coach Dale Brown (Year 6)**

	G-GS	MIN	FG-FGA	PCT.	FT-FTA	PCT.	PTS-AVG	REB	PF	A
MACKLIN, Durand (Rudy)	27-27	859	217-349	0.622	79-123	0.642	513-19.0	286	98	4
HIGGS, Kenny	27-22	743	129-278	0.464	112-152	0.737	370-13.7	60	90	108
SCALES, DeWayne	26-24	699	153-333	0.459	27-52	0.519	333-12.8	244	79	11
HULTBERG, Jordy	27-21	676	115-259	0.444	32-43	0.744	262-9.7	51	69	48
MARTIN, Ethan	26-11	625	79-198	0.399	66-84	0.786	224-8.6	68	58	118
SIMS, Willie	27-0	417	70-174	0.402	54-79	0.684	194-7.2	59	73	29
GREEN, Lionel	27-27	727	56-120	0.467	28-51	0.549	140-5.2	191	83	7
CAMPBELL, Walter	25-2	304	25-46	0.543	22-45	0.489	72-2.9	60	45	5
BAILEY, Floyd	20-0	129	21-33	0.636	14-28	0.500	56-2.8	56	22	0
BROWN, Ernest	22-1	144	18-36	0.500	15-23	0.652	51-2.3	25	18	5
BREDA, Lenny	4-0	11	1-5	0.200	6-6	1.000	8-2.0	2	1	0
MATTICK, Rick	25-0	178	14-33	0.424	14-19	0.737	42-1.7	56	34	0
DeARMOND, Duane	9-0	16	1-3	0.333	4-4	1.000	6-0.7	4	5	0
<b>LSU</b>	<b>27</b>	<b>5475</b>	<b>899-1867</b>	<b>0.480</b>	<b>473-709</b>	<b>0.667</b>	<b>2271-84.1</b>	<b>1247</b>	<b>675</b>	<b>335</b>
<b>Opponents</b>	<b>27</b>	<b>5475</b>	<b>771-1741</b>	<b>0.443</b>	<b>496-703</b>	<b>0.710</b>	<b>2038-75.5</b>	<b>1012</b>	<b>645</b>	<b>274</b>

**1976-77 -- Record 15-12, 8-10 in the SEC, Coach Dale Brown (Year 5)**

	GM	MIN	FG-FGA	PCT.	FT-FTA	PCT.	PTS-AVG.	REB	PF	A
HIGGS, Kenny	27-27	975	158-379	0.417	163-209	0.780	479-17.7	82	92	239
MACKLIN, Durand (Rudy)	26-26	869	161-310	0.519	63-102	0.618	385-14.8	306	81	26
HULTBERG, Jordy	27-17	810	147-330	0.445	52-60	0.867	346-12.8	58	88	108
COOK, Greg	27-27	758	129-279	0.462	53-90	0.589	311-11.5	249	92	51
MILLER, Bob	26-15	611	91-196	0.464	50-58	0.862	232-8.9	60	53	57
MATTICK, Rick	26-15	456	55-129	0.426	20-42	0.476	130-5.0	159	85	4
GREEN, Lionel	27-4	443	42-96	0.438	25-44	0.568	109-4.0	146	64	15
BAILEY, Floyd	19-0	166	27-53	0.509	14-21	0.667	68-3.6	62	30	1
SMYTH, Mark	16-2	144	20-41	0.488	0-3	0.000	40-2.5	39	28	6
BREATHWIT, John	18-2	110	17-40	0.425	10-17	0.588	44-2.4	11	14	12
BREDA, Lenny	8-0	60	3-10	0.300	3-4	0.750	9-1.1	5	3	1
DeARMOND, Duane	4-0	16	0-3	0.000	3-4	0.750	3-0.8	5	0	0
LeFEVRE, Frank	12-0	7	3-13	0.231	0-1	0.000	6-0.5	14	8	0
<b>LSU</b>	<b>27</b>	<b>5425</b>	<b>853-1879</b>	<b>0.451</b>	<b>456-655</b>	<b>0.696</b>	<b>2162-80.1</b>	<b>1228</b>	<b>638</b>	<b>520</b>
<b>Opponents</b>	<b>27</b>	<b>5425</b>	<b>839-1865</b>	<b>0.449</b>	<b>461-652</b>	<b>0.707</b>	<b>2139-79.2</b>	<b>1127</b>	<b>600</b>	<b>468</b>

**1975-76-- Record 12-14, 5-13 in the SEC, Coach Dale Brown (Year 4)**

	GM	MIN	FG-FGA	PCT.	FT-FTA	PCT.	PTS-AVG.	REB	PF	A
HIGGS, Kenny	26-26	927	216-487	0.444	145-191	0.759	577-22.2	92	98	173
MILLER, Bob	17-7	357	92-182	0.505	22-28	0.786	206-12.1	51	27	44
BAILEY, Floyd	26-19	622	127-224	0.567	44-73	0.603	298-11.5	210	62	10
LeBLANC, Ed	26-26	817	115-233	0.494	49-68	0.721	279-10.7	271	71	27
COPPENS, Randy	20-10	351	80-150	0.533	8-12	0.667	168-8.4	20	22	34
NEWMAN, Donald	24-12	397	49-126	0.389	33-56	0.589	131-5.5	56	61	107
GREEN, Lionel	24-12	493	59-136	0.434	12-35	0.343	130-5.4	151	79	20
HIGH, Willie	22-12	315	40-77	0.519	12-18	0.667	92-4.2	47	35	20
BROWN, Michael	23-1	289	35-87	0.402	26-36	0.722	96-4.2	115	56	6
BREATHWIT, John	20-0	117	26-62	0.419	14-19	0.737	66-3.3	11	21	10
HUFFMAN, Gary	24-5	256	20-37	0.541	13-27	0.481	53-2.2	46	29	20
SAYLOR, Doug	23-0	199	13-43	0.302	12-20	0.600	38-1.7	12	27	63
BOYD, Brent	10-0	32	5-10	0.500	2-4	0.500	12-1.2	1	5	4

KATES, Paul	2-0	3	0-0	0.000	0-0	0.000	0-0-0	0	0	0
<b>LSU</b>	<b>26</b>	<b>5200</b>	<b>877-1854</b>	<b>0.473</b>	<b>392-587</b>	<b>0.668</b>	<b>2146-82.5</b>	<b>1126</b>	<b>593</b>	<b>538</b>
<b>Opponents</b>	<b>26</b>	<b>5200</b>	<b>843-1857</b>	<b>0.454</b>	<b>428-632</b>	<b>0.677</b>	<b>2114-81.3</b>	<b>1146</b>	<b>576</b>	<b>410</b>

**1974-75 -- Record 10-16, 6-12 in the SEC, Coach Dale Brown (Year 3)**

	GM	MIN	FG-FGA	PCT.	FT-FTA	PCT.	PTS-AVG.	REB	PF	A
HANSEN, Glenn	25-25	881	225-468	0.481	92-125	0.736	542-21.7	250	87	112
HIGGS, Kenny	26-24	822	184-422	0.436	102-131	0.779	470-18.1	76	89	125
LeBLANC, Ed	26-26	910	158-298	0.530	40-65	0.615	356-13.7	257	87	38
BAILEY, Floyd	25-8	420	82-151	0.543	32-54	0.593	196-7.8	128	54	4
DARNALL, Mike	20-19	612	52-141	0.369	21-29	0.724	125-6.3	81	79	133
HERRING, Randy	25-14	403	59-128	0.461	21-29	0.724	139-5.6	94	39	30
WOLFF, Dennis	25-1	292	37-101	0.366	27-39	0.692	101-4.0	31	36	60
COPPENS, Randy	13-0	94	22-50	0.440	5-6	0.833	49-3.8	8	13	11
SAYLOR, Doug	24-9	350	33-74	0.446	18-25	0.720	84-3.5	21	38	83
LeFEVRE, Frank	22-2	241	26-69	0.377	11-15	0.733	63-2.9	73	36	7
HUFFMAN, Gary	22-2	175	10-31	0.323	23-41	0.561	43-2.0	42	20	12
WOLFERT, Rick	8-0	28	1-6	0.167	0-0	0.000	2-0.3	4	5	1
<b>LSU</b>	<b>26</b>	<b>5250</b>	<b>889-1939</b>	<b>0.459</b>	<b>392-559</b>	<b>0.701</b>	<b>2170-83.5</b>	<b>1092</b>	<b>583</b>	<b>616</b>
<b>Opponents</b>	<b>26</b>	<b>5250</b>	<b>952-1967</b>	<b>0.484</b>	<b>427-587</b>	<b>0.729</b>	<b>2331-89.7</b>	<b>1226</b>	<b>578</b>	<b>499</b>

**1973-74 -- Record 12-14, 6-12 in the SEC, Coach Dale Brown (Year 2)**

	GM	MIN	FG-FGA	PCT.	FT-FTA	PCT.	PTS-AVG.	REB	PF	A
HANSEN, Glenn	25-25	840	202-412	0.490	81-120	0.675	485-19.4	225	97	87
PALUBINSKAS, Eddie	26-25	791	178-360	0.494	121-142	0.852	477-18.3	62	72	97
TEMPLE JR., Collis	26-25	799	169-292	0.579	53-93	0.570	391-15.0	273	108	21
LeBLANC, Ed	25-5	497	75-139	0.540	19-27	0.704	169-6.8	127	61	30
DARNALL, Mike	22-19	661	56-138	0.406	30-38	0.789	142-6.5	53	80	68
HEARD, Mickey	2-1	44	5-7	0.714	1-3	0.333	11-5.5	12	4	8
LeFEVRE, Frank	20-3	227	44-85	0.518	14-22	0.636	102-5.1	58	33	3
WOLFF, Dennis	25-4	456	42-99	0.424	42-54	0.778	126-5.0	28	52	88
EVANS, Wade	25-17	445	40-106	0.377	21-31	0.677	101-4.0	82	65	29
ENGQUIST, John	22-5	309	33-82	0.402	5-9	0.556	71-3.2	45	49	9
HERRING, Randy	14-1	91	11-20	0.550	9-16	0.563	31-2.2	16	13	5
SIENER, Carl	12-0	56	7-24	0.292	2-6	0.333	16-1.3	18	6	3
TONKOVICH, Dawn	8-0	34	2-7	0.286	3-7	0.429	7-0.9	2	8	3
<b>LSU</b>	<b>26</b>	<b>5250</b>	<b>864-1771</b>	<b>0.488</b>	<b>401-568</b>	<b>0.706</b>	<b>2129-81.9</b>	<b>1106</b>	<b>639</b>	<b>449</b>
<b>Opponents</b>	<b>26</b>	<b>5250</b>	<b>796-1781</b>	<b>0.447</b>	<b>457-664</b>	<b>0.710</b>	<b>2047-78.7</b>	<b>1140</b>	<b>462</b>	<b>330</b>

**1972-73 -- Record 14-10, 9-9 in the SEC, Coach Dale Brown (Year 1)**

	GM	FG-FGA	PCT.	FT-FTA	PCT.	PTS-AVG.	REB	PF	A
PALUBINSKAS, Eddie	155-311	0.498	137-153	0.895	447-18.6	88	75	99	
WHITTLE, Bill	105-222	0.473	56-82	0.683	266-11.1	149	57	29	
DARNALL, Mike	96-192	0.500	38-57	0.667	230-9.6	77	86	98	
TEMPLE JR., Collis	85-150	0.567	38-75	0.507	208-9.0	160	73	14	
EVANS, Wade	61-137	0.445	50-60	0.833	172-7.2	107	46	33	
LeBLANC, Ed	61-126	0.484	24-38	0.632	146-7.0	110	40	18	
ENGQUIST, John	63-142	0.444	18-26	0.692	144-6.5	57	53	4	
TAYLOR, Jeff	51-110	0.464	11-17	0.647	113-4.7	33	32	22	
RAYMOND, Chris	1-		1-2	0.500	3-3.0	1	2	0	
HERRING, Randy	15-35	0.429	8-14	0.571	38-2.1	35	15	3	
WOLFERT, Rick	1-		0-0	0.000	2-2.0	3	0	0	
SIENER, Carl	10-19	0.526	10-16	0.625	30-1.9	18	23	1	
ALLMAN, Marty	5-9	0.556	6-6	1.000	16-1.6	4	12	7	
TONKOVICH, Dawn	2-6	0.333	1-5	0.200	5-0.8	6	4	4	
LOE, Ralph	0-		0-0	0.000	0-0.0	2	2	1	
OTHERS (GP, FG, ASST.)	--13		-	-	-	-	-	4	
<b>LSU</b>	<b>24</b>	<b>711-1472</b>	<b>0.483</b>	<b>398-553</b>	<b>0.720</b>	<b>1820-75.8</b>	<b>954</b>	<b>520</b>	<b>336</b>
<b>Opponents</b>	<b>24</b>	<b>726-1602</b>	<b>0.453</b>	<b>360-522</b>	<b>0.689</b>	<b>1812-75.5</b>	<b>1000</b>	<b>526</b>	<b>362</b>

**1971-72 -- Record 10-16, 6-12 in the SEC, Coach Press Maravich (Year 6)**

	GM	FG-FGA	PCT.	FT-FTA	PCT.	PTS-AVG.	REB	PF	A
NEWTON, Bill	210-409	0.513	72-104	0.692	492-18.9	179	69	46	
SANDERS, Al	171-287	0.596	135-210	0.643	477-18.3	325	100	29	
CHIDLEY, Steve	77-164	0.470	41-53	0.774	195-9.3	40	30	57	
HESS, Tommy	66-148	0.446	42-57	0.737	174-7.3	44	52	121	
TAYLOR, Jeff	45-124	0.363	27-33	0.818	117-6.2	11	26	23	
TEMPLE JR., Collis	63-144	0.438	34-70	0.486	160-6.2	174	101	24	
WHITTLE, Bill	43-100	0.430	23-38	0.605	109-5.7	51	37	6	
SCHAPER, John	52-118	0.441	32-41	0.780	136-5.7	86	65	24	
BRANTLEY, John	37-99	0.374	26-37	0.703	100-4.2	54	53	70	
SIENER, Carl	6-21	0.286	5-13	0.385	17-1.7	11	11	2	
ALLMAN, Marty	10-25	0.400	3-4	0.750	23-1.6	7	10	11	
<b>LSU</b>	<b>26</b>	<b>780-1639</b>	<b>0.476</b>	<b>440-660</b>	<b>0.667</b>	<b>2000-76.9</b>	<b>1113</b>	<b>554</b>	<b>413</b>
<b>Opponents</b>	<b>26</b>	<b>807-1786</b>	<b>0.452</b>	<b>521-728</b>	<b>0.716</b>	<b>2135-82.1</b>	<b>1152</b>	<b>496</b>	<b>----</b>

**1970-71 -- Record 14-12, 10-8 in the SEC, Coach Press Maravich (Year 5)**

	GM	FG-FGA	PCT.	FT-FTA	PCT.	PTS-AVG.	REB	PF	A	STL	BLK
SANDERS, Al	209-355	0.589	105-174	0.603	523-20.9	369	99	35			
NEWTON, Bill	205-374	0.548	80-131	0.611	490-18.8	314	73	27			
ISLEY, Nelson	196-368	0.533	58-74	0.784	450-17.3	50	62	99			
SIMPSON, Gary	127-288	0.441	91-122	0.746	345-14.4	75	63	96			
HESS, Tommy	58-120	0.483	51-62	0.823	167-6.4	53	54	130			
SHOCKEY, Jere	40-93	0.430	20-49	0.408	100-4.5	93	51	42			
WHITTLE, Bill	35-60	0.583	12-25	0.480	82-4.3	61	25	5			
SCHAPER, John	24-53	0.453	11-21	0.524	59-3.1	62	30	3			
ALLMAN, Marty	3-9	0.333	0-0	0.000	6-0.7	3	0	1			
BRANTLEY, John	0-5	0.000	5-6	0.833	5-0.5	11	14	2			
<b>LSU</b>	<b>26</b>	<b>897-1725</b>	<b>0.520</b>	<b>433-664</b>	<b>0.652</b>	<b>2227-85.6</b>	<b>1197</b>	<b>471</b>	<b>440</b>	<b>296</b>	<b>63</b>
<b>Opponents</b>	<b>26</b>	<b>874-1985</b>	<b>0.440</b>	<b>441-608</b>	<b>0.752</b>	<b>2189-84.1</b>	<b>1140</b>	<b>497</b>	<b>----</b>	<b>----</b>	<b>---</b>

**1969-70 -- Record 22-10, 13-5 in the SEC, NIT Semifinals, Coach Press Maravich (Year 4)**

	GM	FG-FGA	PCT.	FT-FTA	PCT.	PTS-AVG.	REB	PF	A
MARAVICH, Pete	522-1168	0.447	337-436	0.773	1,381-44.5	164	89	192	
HESTER, Danny	201-387	0.519	114-138	0.826	516-16.1	345	113	48	
SANDERS, Al	145-255	0.569	93-156	0.596	383-12.0	474	125	28	
NEWTON, Bill	143-242	0.591	71-113	0.628	357-11.2	309	110	33	
TRIBBETT, Jeff	65-130	0.500	37-50	0.740	167-5.4	85	87	88	



HICKMAN, Rich	47-123	0.382	5-7	0.714	99-3.7	41	51	36	
LANG, Bob	23-66	0.348	6-9	0.667	52-1.9	86	52	7	
HESS, Tommy	10-21	0.476	1-3	0.333	21-1.2	8	17	16	
OTHERS - Maybe Kent Johnson	3-11	0.273	3-4	0.750	9-1.1	21	11	2	
CARR, John	0-0	0.000	0-1	0.000	0-0.0	3	5	0	
<b>LSU</b>	<b>32</b>	<b>1159-2403</b>	<b>0.482</b>	<b>667-917</b>	<b>0.727</b>	<b>2985-93.3</b>	<b>1691</b>	<b>660</b>	<b>450</b>
<b>Opponents</b>	<b>32</b>	<b>1117-2497</b>	<b>0.447</b>	<b>626-928</b>	<b>0.675</b>	<b>2860-89.4</b>	<b>1485</b>	<b>670</b>	<b>----</b>

#### 1968-69 -- Record 13-13, 7-11 in the SEC, Coach Press Maravich (Year 3)

GM	FG-FGA	PCT.	FT-FTA	PCT.	PTS-AVG.	REB	PF	A	
MARAVICH, Pete	433-976	0.444	282-378	0.746	1148-44.2	169	77	128	
RAMSDEN, Dave	112-166	0.675	44-70	0.629	268-10.3	281	68	19	
HESTER, Danny	77-154	0.500	44-66	0.667	198-9.0	197	59	11	
TRIBBETT, Jeff	92-177	0.520	24-39	0.615	208-8.3	78	71	61	
HICKMAN, Rich	95-205	0.463	7-16	0.438	197-7.9	46	58	35	
JUKKOLA, Ralph	82-162	0.506	23-41	0.561	187-7.2	188	82	33	
BERNBROCK, Mark	9-16	0.563	1-3	0.333	19-2.7	4	5	2	
LEGLER, Chuck	15-29	0.517	7-12	0.583	37-2.3	30	26	4	
BERGMAN, Rusty	12-30	0.400	7-11	0.636	31-1.4	23	20	2	
LUPCHO, Rich	8-22	0.364	7-17	0.412	23-1.1	25	35	39	
CORLEY, Drew	0-2	0.000	0-0	0.000	0-0.0	7	1	0	
SHOCKEY, Jere	0-2	0.000	0-0	0.000	0-0.0	1	1	0	
<b>LSU</b>	<b>26</b>	<b>935-1949</b>	<b>0.480</b>	<b>446-653</b>	<b>0.683</b>	<b>2316-89.1</b>	<b>1197</b>	<b>502</b>	<b>334</b>
<b>Opponents</b>	<b>26</b>	<b>903-2003</b>	<b>0.451</b>	<b>469-671</b>	<b>0.699</b>	<b>2275-87.5</b>	<b>1326</b>	<b>503</b>	<b>----</b>

#### 1967-68 -- Record 14-12, 8-10 in the SEC, Coach Press Maravich (Year 2)

GM	FG-FGA	PCT.	FT-FTA	PCT.	PTS-AVG.	REB	PF	A	
MARAVICH, Pete	432-1,031	0.419	274-338	0.811	1,138-43.8	195	85	105	
HICKMAN, Rich	160-342	0.468	24-38	0.632	344-13.2	67	61	27	
JUKKOLA, Ralph	125-196	0.638	58-84	0.690	308-11.8	226	96	31	
TRIBBETT, Jeff	57-111	0.514	52-71	0.732	166-6.4	108	59	49	
LAMONT, Randy	47-75	0.627	28-43	0.651	122-5.8	98	69	2	
LEGLER, Chuck	14-27	0.519	8-16	0.500	36-3.0	56	32	2	
CORLEY, Drew	17-36	0.472	10-21	0.476	44-2.8	52	19	3	
RAMSDEN, Dave	13-19	0.684	7-14	0.500	33-2.5	48	21	3	
SHUMAKER, Steve	13-30	0.433	14-25	0.560	40-2.0	59	31	8	
LUPCHO, Rich	15-36	0.417	14-31	0.452	44-1.7	60	51	68	
BERGMAN, Rusty	11-37	0.297	9-17	0.529	31-1.6	47	22	2	
GRIDLEY, Bob	1-2	0.500	0-0	0.000	2-0.7	3	2	0	
<b>LSU</b>	<b>26</b>	<b>905-1933</b>	<b>0.468</b>	<b>498-697</b>	<b>0.714</b>	<b>2308-88.7</b>	<b>1152</b>	<b>543</b>	<b>297</b>
<b>Opponents</b>	<b>26</b>	<b>885-1939</b>	<b>0.456</b>	<b>499-715</b>	<b>0.697</b>	<b>2239-86.1</b>	<b>1346</b>	<b>522</b>	<b>----</b>

#### 1966-67 -- Record 3-23, 1-17 in the SEC, Coach Press Maravich (Year 1)

GM	FG-FGA	PCT.	FT-FTA	PCT.	PTS-AVG.	REB	PF	A	
DROST, Kenny	168-389	0.432	94-114	0.825	430-16.5	97	67	55	
BRIAN, Brad	128-324	0.395	45-64	0.703	301-12.5	57	63	87	
THIGPEN, Tommy	118-251	0.470	58-112	0.518	294-11.8	182	63	34	
TIPTON, Wayne	112-281	0.399	56-81	0.691	280-11.2	134	63	27	
JUKKOLA, Ralph	80-193	0.415	53-76	0.697	213-8.2	187	83	31	
SHIRLEY, Buddy	67-191	0.351	39-56	0.696	173-7.2	74	58	11	
RAMSDEN, Dave	39-70	0.557	25-45	0.556	103-5.2	74	35	8	
HENRY, Pete	11-20	0.550	11-20	0.550	33-4.7	19	14	0	
RASMUSSEN, Bob	11-24	0.458	17-20	0.850	39-3.0	30	9	7	
LEGLER, Chuck	7-15	0.467	6-12	0.500	20-1.8	22	22	1	
BERGMAN, Rusty	11-34	0.324	10-15	0.667	32-1.8	17	17	10	
VOIGHT, Ken	6-11	0.545	5-6	0.833	17-1.7	5	7	3	
<b>LSU</b>	<b>26</b>	<b>758-1803</b>	<b>0.420</b>	<b>419-621</b>	<b>0.675</b>	<b>1035-74.4</b>	<b>1075</b>	<b>501</b>	<b>274</b>
<b>Opponents</b>	<b>26</b>	<b>875-1779</b>	<b>0.492</b>	<b>482-668</b>	<b>0.722</b>	<b>2332-85.9</b>	<b>1262</b>	<b>469</b>	<b>---</b>

#### 1965-66 -- Record 6-20, 2-14 in the SEC, Coach Frank Fruitt (Year 1)

GM	FG-FGA	PCT.	FT-FTA	PCT.	PTS-AVG.	REB	PF	
HEROMAN, Harry	163-395	0.413	132-153	0.863	458-17.6	202	89	
DROST, Kenny	123-294	0.418	74-82	0.902	320-12.3	68	60	
THIGPEN, Tommy	117-236	0.496	63-95	0.663	297-11.4	194	72	
BRIAN, Brad	114-278	0.410	63-76	0.829	291-11.2	69	58	
TIPTON, Wayne	90-215	0.419	47-70	0.671	227-9.1	104	68	
HENRY, Pete	41-96	0.427	34-73	0.466	116-4.5	107	72	
HENDERSON, Larry	37-108	0.343	28-65	0.431	102-4.1	123	59	
BOWLING, Scott	29-78	0.372	11-17	0.647	69-2.7	35	59	
SMITH, Terry	15-33	0.455	4-10	0.400	34-2.3	10	14	
ZIEGLER, Lonnie	7-11	0.636	0-3	0.000	14-1.1	6	6	
SHIRLEY, Buddy	3-11	0.273	0-2	0.000	6-1.2	4	6	
CHASE, Pat	2-10	0.200	1-5	0.200	5-0.6	2	7	
AUSTIN, Wayne	0-3	0.000	1-1	1.000	1-0.3	2	0	
OTHERS	2-3	0.667	2-2	1.000	6-1.0	4	0	
<b>LSU</b>	<b>26</b>	<b>742-1739</b>	<b>0.426</b>	<b>460-655</b>	<b>0.702</b>	<b>1944-74.7</b>	<b>1116</b>	<b>576</b>
<b>Opponents</b>	<b>26</b>	<b>823-1858</b>	<b>0.442</b>	<b>545-786</b>	<b>0.693</b>	<b>2194-84.2</b>	<b>1332</b>	<b>526</b>

#### 1964-65 -- Record 12-14, 7-9 in the SEC, Coach Jay McCreary (Year 8)

GM	FG-FGA	PCT.	FT-FTA	PCT.	PTS-AVG.	REB	PF	
MAILE, Dick	168-458	0.367	93-115	0.809	429-17.2	246	56	
HEROMAN, Harry	133-318	0.418	109-138	0.790	375-14.4	197	77	
WILSON, Bill	114-248	0.460	38-84	0.452	266-10.2	246	88	
DROST, Kenny	91-234	0.389	61-77	0.792	243-9.3	76	56	
BRIAN, Brad	90-265	0.340	53-80	0.663	233-9.0	63	72	
THIGPEN, Tommy	53-120	0.442	72-93	0.774	178-6.8	106	47	
HENDERSON, Larry	32-85	0.376	11-34	0.324	75-3.1	87	36	
TIPTON, Wayne	19-85	0.224	16-31	0.516	54-3.0	47	30	
REGISTER, Ronnie	14-45	0.311	8-14	0.571	36-3.3	38	16	
CHASE, Pat	8-17	0.471	3-5	0.600	19-2.4	8	7	
AUSTIN, Wayne	8-27	0.296	2-10	0.200	18-1.2	16	12	
<b>LSU</b>	<b>26</b>	<b>730-1922</b>	<b>0.379</b>	<b>466-672</b>	<b>0.693</b>	<b>1926-74.0</b>	<b>1298</b>	<b>496</b>
<b>OPPONENT</b>	<b>26</b>	<b>798-1810</b>	<b>0.440</b>	<b>492-661</b>	<b>0.744</b>	<b>2088-80.3</b>	<b>1181</b>	<b>504</b>

# Overtime Games

DATE	SCORE	SITE
01/13/41	Alabama 36, LSU 32	Tuscaloosa, Ala.
02/27/42	Alabama 45, LSU 31	Louisville, Ky.
03/04/50	Tennessee 81, LSU 79	Louisville, Ky.
01/08/55	Georgia 76, LSU 70	Athens, Ga.
02/12/55	Georgia Tech 79, LSU 72	Baton Rouge
12/08/56	Loyola (N.O.) 77, LSU 73	Baton Rouge
01/18/57	Tulane 66, LSU 64	Baton Rouge
12/10/59	Loyola (N.O.) 66, LSU 65	Baton Rouge
12/3/60	Duke 80, LSU 74	Durham, N.C.
12/16/60	LSU 73, Texas Tech 69	Lubbock, Texas
12/29/60	Furman 56, LSU 55 (3ot)	Greenville, S.C.
12/21/61	Arkansas 84, LSU 81	Shreveport
01/07/63	Georgia 76, LSU 67	Athens, Ga.
01/12/63	LSU 61, Tennessee 60	Baton Rouge
12/09/66	Loyola (N.O.) 87, LSU 86 (2ot)	New Orleans
01/14/67	Alabama 76, LSU 74	Tuscaloosa, Ala.
02/10/68	LSU 93, Florida 92	Baton Rouge
12/14/68	Tulane 101, LSU 99 (2ot)	Baton Rouge
12/18/68	LSU 93, Florida 89	Baton Rouge
02/01/69	Ole Miss 84, LSU 81	Baton Rouge
03/08/69	LSU 90, Georgia 80 (2ot)	Athens, Ga.
01/02/71	USC 80, LSU 76	Los Angeles, Calif.
02/12/72	Alabama 103, LSU 99 (4ot)	Tuscaloosa, Ala.
1/19/74	Alabama 80, LSU 79	Baton Rouge
02/16/74	Miss. State 87, LSU 84	Baton Rouge
02/22/75	LSU 96, Georgia 90	Baton Rouge
02/05/77	Alabama 77, LSU 70	Baton Rouge
01/02/78	Miss. State 84, LSU 82	Starkville, Miss.
02/11/78	LSU 95, Kentucky 94	Baton Rouge
02/20/78	LSU 101, Auburn 95	Auburn, Ala.
01/20/79	LSU 70, Ole Miss 69	Oxford, Miss.
02/10/79	LSU 88, Florida 82	Gainesville, Fla.
01/12/80	Georgia 73, LSU 72 (2ot)	Athens, Ga.
02/06/80	LSU 68, Alabama 66	Tuscaloosa, Ala.
02/24/80	Kentucky 76, LSU 74	Baton Rouge
11/28/81	UNLV 83, LSU 79	Las Vegas, Nev.
03/11/83	Tennessee 74, LSU 71 (SEC Tour.)	Birmingham, Ala.
03/16/83	New Orleans 99, LSU 94 (NIT)	Baton Rouge
02/04/84	LSU 69, Georgia 68	Baton Rouge
02/06/84	LSU 61, Tennessee 59	Baton Rouge
02/17/84	Alabama 51, LSU 49	Tuscaloosa, Ala.
03/11/84	Alabama 72, LSU 70	Nashville, Tenn.
03/13/86	LSU 94, Purdue 87 (2ot-NCAA)	Baton Rouge
01/10/87	Georgia 64, LSU 63	Baton Rouge
02/04/87	LSU 82, Ole Miss 75	Baton Rouge
03/07/87	LSU 89, Georgia 88 (2ot-SEC Tour.)	Atlanta, Ga.
01/09/88	LSU 69, Ole Miss 61	Oxford, Miss.
12/06/88	La. Tech 111, LSU 109	Baton Rouge
03/04/89	Ole Miss 113, LSU 112	Oxford, Miss.
01/04/90	Miss. St. 87, LSU 80	Starkville, Miss.
01/24/90	Georgia 94, LSU 92	Baton Rouge
02/03/90	LSU 148, Loyola Marymount 141	Baton Rouge
03/03/92	Arkansas 106, LSU 92	Fayetteville, Ark.
01/13/93	LSU 84, Miss. State 76	Starkville, Miss.
12/04/93	LSU 95, Nicholls St. 90	Baton Rouge

03/02/94	Arkansas 108, LSU 105	Baton Rouge
01/21/95	LSU 87, Ole Miss 81	Baton Rouge
12/07/96	Louisville 93, LSU 87	Anaheim, Calif.
01/08/97	LSU 88, Florida 82	Baton Rouge
12/19/98	LSU 63, Texas 61	Baton Rouge
02/10/99	Alabama 72, LSU 71 (3ot)	Tuscaloosa, Ala.
02/13/01	Florida 91, LSU 74	Baton Rouge
02/28/01	LSU 78, Ole Miss 77	Baton Rouge
11/23/01	Weber State 75, LSU 74	Hilo, Hawaii
02/13/02	LSU 68, Miss. State 65	Baton Rouge
12/18/04	Southern Miss 88, LSU 84	Biloxi, Miss.
01/15/05	LSU 113, Ohio State 101 (2ot)	Baton Rouge
01/19/05	LSU 66, Arkansas 63	Baton Rouge
03/12/05	Kentucky 79, LSU 78 (SEC Tour.)	Atlanta, Ga.
11/26/05	LSU 71, West Virginia 68	Morgantown, WVa.
03/25/06	LSU 70, Texas 60 (NCAA Tour.)	Atlanta, Ga.
12/10/06	Texas 76, LSU 75	Houston, Texas
03/08/07	LSU 76, Tennessee 75 (SEC Tour.)	Atlanta, Ga.
11/21/07	Arizona State 87, LSU 84	Lahaina, Maui
02/11/09	LSU 97, Miss. State 94 (2ot)	Starkville, Miss.
12/22/09	Washington State 73, LSU 72	Seattle, Wash.
12/13/10	Coastal Carolina 78, LSU 69	Baton Rouge
12/16/10	LSU 78, McNeese 66	Baton Rouge
11/23/11	South Alabama 79, LSU 75	Baton Rouge
01/17/12	LSU 65, Auburn 58	Baton Rouge
02/14/12	LSU 69, Miss. State 67	Baton Rouge
02/29/12	Tennessee 74, LSU 69	Baton Rouge
01/16/13	South Carolina 82, LSU 73	Baton Rouge
02/23/13	LSU 97, Alabama 94 (3ot)	Baton Rouge
12/01/13	LSU 70, Butler 68	Orlando, Fla.
1/15/14	Ole Miss 88, LSU 74	Oxford, Miss.
2/22/14	Kentucky 77, LSU 76	Lexington, Ky.
11/18/14	LSU 69, Texas Tech 64	Baton Rouge
1/8/15	Missouri 74, LSU 67	Columbia, Mo.
1/10/15	LSU 87, Georgia 84 (2 ot)	Baton Rouge
1/24/15	LSU 79, Vanderbilt 75	Nashville, Tenn.
3/13/15	Auburn 73, LSU 70 (SEC Tourn.)	Nashville, Tenn.
11/24/15	NC State, 83, LSU 72	Brooklyn, N. Y.
12/13/15	Houston 105, Houston 98	Houston, Texas
2/28/18	South Carolina 83, LSU 74	Columbia, SC

## Overtime Record **39-56 (41.0%)**

**At Home 24-20 (54.5%)**

**On Road 11-22 (33.3%)**

**Neutral 4-14 (22.2%)**

## Coaches Overtime Records

COACH	TOT	W-L
Will Wade	1	0-1
Johnny Jones	12	5-7
Trent Johnson	8	4-4
John Brady	15	8-7
Dale Brown	36	17-19
Press Maravich	9	3-6
Jay McCreary	7	2-5
Harry Rabenhorst	7	0-7

## Single Overtime Games -- **32-50 (39.0%)**

**2 OT Games -- 6-3 (66.7%)**

**3 OT Games -- 1-2 (33.3%)**

**4 OT Game -- 0-1 (00.0%)**

## Most Overtimes In A Season

**2014-15 -- 5, 3-2 record**

**2011-12 -- 4, 2-2 record**

**2004-05 -- 4, 2-2 record**

**1983-84 -- 4, 2-2 record**

**1968-69 -- 4, 2-2 record**

# 100 Point Games

## 1942-43

LSU 101, Camp Livingston 50 (H)

## 1951-52

LSU 103, Mississippi State 78 (H) - Jan. 14, 1952

## 1952-53

LSU 124, Southwestern (Tenn.) 33 (H) - Dec. 8, 1952  
LSU 100 (#8), Villanova 94 (Sugar Bowl) - Dec. 29, 1952

## 1953-54

LSU 128, Louisiana College 74 (H) - Dec. 7, 1953  
LSU 100, Georgia 53 (H) - Jan. 9, 1954

## 1955-56

LSU 100, Ole Miss 76 (H) - Feb. 6, 1956

## 1967-68

Florida State 130, LSU 100 (Milw. Cl.) - Dec. 16, 1967  
LSU 111, Mississippi St. 87 (H) - Dec. 22, 1967  
LSU 100, Tulane 91 (A) - Jan. 11, 1968  
LSU 104, Clemson 81 (H) - Jan. 24, 1968

## 1968-69

LSU 109, Loyola (N.O.) 82 (A) - Dec. 2, 1968  
LSU 101, Oklahoma City 85 (A) - Dec. 28, 1968  
LSU 120, Pittsburgh 79 (H) - Jan. 31, 1969

## 1969-70

LSU 100, Loyola (N.O.) 87 (H) - Dec. 9, 1969  
LSU 109, Vanderbilt 86 (H) - Dec. 11, 1969  
LSU 111, Clemson 103 (A) - Dec. 20, 1969  
LSU 109, Ole Miss 86 (H) - Jan. 31, 1970  
LSU 109, Mississippi State 91 (H) - Feb. 2, 1970  
Alabama 106, LSU 104 (A) - Feb. 7, 1970  
LSU 127, Tulane 114 (H) - Feb. 9, 1970  
Kentucky 121 (#2), LSU 105 (H) - Feb. 21, 1970  
LSU 103, Ole Miss 90 (A) - Feb. 28, 1970

## 1970-71

LSU 109, Loyola (N.O.) 103 (A) - Dec. 1, 1970  
LSU 106, Auburn 92 (A) - Jan. 9, 1971  
LSU 107, Alabama 78 (H) - Feb. 6, 1971  
LSU 114, Auburn 94 (H) - Feb. 15, 1971

## 1971-72

LSU 103, Loyola (N.O.) 85 (H) - Jan. 8, 1972

## 1972-73

LSU 107, Southern Miss 79 (H) - Feb. 19, 1973

## 1973-74

LSU 105, Iona 78 (H) - Dec. 22, 1973  
LSU 102, Boston University 64 (H) - Dec. 30, 1973  
LSU 102, Florida 81 (H) - Feb. 9, 1974

## 1974-75

LSU 105, Duke 95 (Carolina Classic) - Dec. 20, 1974  
LSU 113, St. Peter's 101 (H) - Dec. 27, 1974

## 1975-76

LSU 109, CCONY 73 (La. Classic) (H) - Nov. 28, 1975  
LSU 100, Ole Miss 75 (H) - Jan. 10, 1976

## 1976-77

LSU 100, Samford 89 (H) - Dec. 6, 1976  
LSU 101, Montana State 80 (H) - Dec. 27, 1976  
Tennessee 108, LSU 102 (H) - Jan. 15, 1977

## 1977-78

LSU 120, Tulane 88 (H) - Dec. 7, 1977  
LSU 121, Tennessee 87 (H) - Jan. 9, 1978  
LSU 101, Tennessee 86 (A) - Feb. 6, 1978  
LSU 101, Auburn 85 (OT) (A) - Feb. 20, 1978  
LSU 103, Alabama 85 (H) - March 6, 1978

## 1978-79

LSU 112 (#14), St. Francis 81 (H) - Nov. 24, 1978  
LSU 109 (#11), Tulane 85 (H) - Dec. 4, 1978  
LSU 100 (#7), Colgate 73 (H) - Dec. 29, 1978

## 1979-80

LSU 112 (#7), Florida 81 (H) - Dec. 1, 1979  
LSU 104 (#7), New Orleans 78 (H) - Dec. 3, 1979  
LSU 103 (#6), Maine 81 (H) - Dec. 15, 1979

## 1980-81

LSU 119 (#15), Tulane 81 (H) - Dec. 6, 1980  
LSU 100 (#10), UNC-W 68 (H) - Dec. 29, 1980  
LSU 100 (#4), Lamar 78 (NCAA) (A) - March 14, 1981

## 1982-83

LSU 115, Cleveland State 77 (H) - Dec. 18, 1982

## 1983-84

LSU 104 (#11), U.S. Inter. 66 (H) - Jan. 16, 1984

## 1984-85

LSU 102 (#16), Loyola (IL) 96 (H) - Nov. 28, 1984  
LSU 103 (#18), Utah State 71 (H) - Dec. 28, 1984

## 1985-86

LSU 101 (#12), Hawaii-Pacific 89 (A) - Dec. 1, 1985

## 1986-87

LSU 117, Illinois-Chicago 84 (N) - Dec. 30, 1986

## 1988-89

Louisiana Tech 111, LSU 109 (OT) (H) - Dec. 6, 1988  
LSU 111, Florida 101 (A) - Dec. 10, 1988  
LSU 128, Tennessee-Martin 89 (H) - Dec. 20, 1988  
Illinois 127 (#5), LSU 100 (H) - Dec. 22, 1988  
LSU 101, Morehead State 88 (N) - Dec. 28, 1988  
LSU 104, Auburn 77 (H) - Jan. 7, 1989  
LSU 105, Ole Miss 75 (H) - Feb. 1, 1989  
LSU 104 (#19), Auburn 91 (A) - Feb. 8, 1989  
LSU 122 (#19), Tennessee 106 (H) - Feb. 11, 1989  
Ole Miss 113, LSU 112 (OT) (A) - Feb. 4, 1989

## 1989-90

LSU 116 (#9), Lamar 76 (H) - Dec. 4, 1989  
LSU 100 (#9), Hardin Simmons 66 (H) - Dec. 30, 1989  
LSU 124 (#11), Texas 113 (N-Houston) - Jan. 2, 1990  
LSU 111 (#11), Tennessee 94 (H) - Jan. 8, 1990  
LSU 101 (#13), Vanderbilt 72 (H) - Jan. 16, 1990  
LSU 107 (#16), UNLV 105 (H) - Jan. 28, 1990  
LSU 148 (#14), Loyola Marymount 141 (#20)(OT) (H) - Feb. 3, 1990  
LSU 119 (#11), Tennessee 113 (A) - Feb. 10, 1990  
LSU 121 (#9), Vanderbilt 108 (A) - Feb. 18, 1990  
LSU 103 (#15), Ole Miss 94 (H) - March 3, 1990

## 1990-91

LSU 117 (#14), SE Louisiana 68 (H) - Nov. 26, 1990  
LSU 101 (#20), Texas 87 (#22) (H) - Nov. 30, 1990  
LSU 101 (#18), Chapman 68 (H) - Dec. 7, 1990  
LSU 122 (#10), Loyola Marymount 114 (H) - Dec. 20, 1990  
LSU 118 (#15), Nicholls State 76 (H) - Dec. 29, 1990  
LSU 107 (#19), Kentucky 88 (#10)(H) - Feb. 5, 1991  
LSU 119 (19), Tennessee 87 (H) - Feb. 23, 1991

## 1991-92

LSU 101, Southeastern La. 64 (H) - Dec. 17, 1991  
LSU 159, Northern Arizona 86 (H) - Dec. 28, 1991  
LSU 123, Nicholls State 61 (H) - Dec. 30, 1991  
LSU 115, McNeese State 67 (H) - Jan. 20, 1992  
LSU 100, Ole Miss 69 (H) - Feb. 25, 1992

## 1993-94

LSU 100, Winthrop 71 (H) - Dec. 28, 1993  
Arkansas 108, (#1) LSU 105 (OT) (H) - March 2, 1994

## 1994-95

LSU 106, Southeastern Louisiana 80 (H) - Nov. 25, 1994  
LSU 127, George Mason 104 (H) - Dec. 3, 1994  
LSU 113, Troy 78 (H) - Dec. 6, 1994  
LSU 105, Georgia State 70 (H) - Dec. 28, 1994

## 1995-96

LSU 109, Southern 100 (H) - Nov. 29, 1995  
LSU 104, Louisiana College 65 (H) - Dec. 23, 1995

## 1999-00

LSU 112, Grambling State 37 (H) - Nov. 20, 1999  
LSU 103, Wyoming 86 (N) - Nov. 27, 1999

## 2002-03

LSU 112, (#23), Centenary 65 (H) - Jan. 15, 2003

## 2004-05

LSU 113, Ohio State 101 (2OT) (H) - Jan. 15, 2005

## 2005-06

LSU 104, Nicholls State 57 (H) - Nov. 21, 2005

## 2012-13

LSU 102, Northwestern State 95 (H) - Nov. 20, 2012

## 2015-16

LSU 119, North Florida 108 (H) - Dec. 12, 2015  
LSU 100, Oral Roberts 77 (H) - Dec. 19, 2015

## 2017-18

LSU 105, Samford 86 (H) - Nov. 16, 2017  
LSU 104, North Florida 52 (H) - Dec. 22, 2017

## 100 Point Facts

- LSU record when LSU scores 100 or more points: 101-8 (92.7%)
- LSU has won 39 of the last 40 games when scoring 100 or more points, including the last 16.
- LSU record when opponents score 100 points or more: 14-77 (15.4%)
- LSU record when both teams score 100 points in the same game: 16-10 (61.5%)

## 100 Point Games by Coaches

COACH	TOT	W-L
Will Wade	2	2-0
Johnny Jones	3	3-0
John Brady	5	5-0
Dale Brown	71	66-5
Press Maravich	21	18-3
Harry Rabenhorst	6	6-0
Dale Morey	1	1-0

## Most 100 Point Games by Year, Record

1989-90	10	10-0
1988-89	10	7-3
1969-70	9	7-2
1990-91	7	7-0
1991-92	5	5-0
1977-78	5	5-0
1994-95	4	4-0
1967-68	4	3-1



# Comeback Wins

## LSU Rallies

The following are the 58 games in which LSU rallied to win from at least a 5-point halftime deficit (2018 to 1981):

DATE	OPPONENT	LSU HALFTIME DEFICIT	LSU WINS BY SCORE OF
<b>2016-17</b>			
Dec. 13, 2016	NC Central	-7	70-66
Jan. 4, 2017	at Mizzou	-5	88-77
<b>2015-16</b>			
Dec. 13, 2015	North Florida	-8	119-108
Jan. 23, 2016	at Alabama	-5	72-70
<b>2014-15</b>			
Jan. 24, 2015	at Vandy	-5	79-75
Dec. 18, 2014	at UAB	-6	79-70
Dec. 4, 2014	at #16 W. Virginia	-5 (down 14 2H)	74-73
Nov. 18, 2014	Texas Tech	-12	69-64 OT
<b>2013-14</b>			
March 6, 2014	at Vanderbilt	-8	57-51
<b>2012-13</b>			
Feb. 23, 2013	Alabama	-5	97-94 3 OT
Feb. 2, 2013	at Mississippi State	-14	69-68
Nov. 29, 2012	Seton Hall	-12	72-67
<b>2011-2012</b>			
Feb. 14, 2012	Mississippi State	-13	69-67 OT
Dec. 3, 2011	at Rutgers	-5	55-50
Nov. 29, 2011	at Houston	-8	59-58
<b>2009-10</b>			
Dec. 12, 2009	Northwestern State	-6	73-62
<b>2008-09</b>			
Feb. 18, 2009	at Arkansas	-6	72-69
Feb. 14, 2009	Ole Miss	-5	73-66
Dec. 22, 2008	McNeese State	-7	62-59
<b>2007-08</b>			
March 5, 2008	Alabama	-7	80-74
Nov. 20, 2007	Chaminade	-5	78-72
<b>2006-07</b>			
Dec. 2, 2006	at Tulane	-16	74-67
<b>2005-06</b>			
March 15, 2006	Iona (NCAA)	-5	80-64
Feb. 28, 2006	at South Carolina	-6	64-61
Feb. 25, 2006	Kentucky	-5	71-67
<b>2004-05</b>			
Feb. 24, 2005	at Auburn	-6	77-64
<b>2003-04</b>			
March 3, 2004	Ole Miss	-11	58-45
<b>2001-02</b>			
Feb. 27, 2002	Ole Miss	-7	59-56
Feb. 13, 2002	Mississippi State	-15	68-65 OT

## 2000-01

Feb. 28, 2001 Ole Miss -5 78-77 OT

## 1998-99

Feb. 17, 1999 South Carolina -9 60-56

## 1997-98

Dec. 19, 1998 Texas -10 63-61 OT

## 1996-97

Jan. 8, 1997 Florida -6 88-82 OT

Dec. 28, 1996 Fresno State -11 79-75

Nov. 29, 1996 Iona -7 70-60

## 1995-96

Dec. 19, 1995 Centenary -9 65-63

## 1994-95

Jan. 21, 1995 Ole Miss -5 87-81 OT

Jan. 17, 1995 at Alabama -5 74-61

## 1993-94

Dec. 4, 1993 Nicholls State -7 95-90 OT

## 1992-93

Jan. 2, 1993 Drake -12 94-86

## 1991-92

Jan. 3, 1992 Texas (Superdome) -5 84-83

Nov. 22, 1991 Louisiana-Monroe 11 77-76

## 1989-90

Feb. 21, 1990 Alabama -6 75-69

## 1988-89

Jan. 25, 1989 at Georgia -17 80-79

Jan. 14, 1989 at Kentucky -7 64-62

## 1987-88

Feb. 17, 1988 Georgia -5 63-62

Jan. 13, 1988 at Tennessee -7 52-51

Dec. 12, 1987 Maryland -6 55-54

## 1986-87

Feb. 25, 1987 Mississippi State -6 55-46

## 1985-86

March 15, 1986 Memphis -6 83-81

Dec. 17, 1985 at Texas -7 72-65

## 1984-85

Feb. 14, 1985 at Tennessee -6 87-82

Jan. 12, 1985 Tennessee -9 75-65

Dec. 30, 1984 Alabama -6 63-61

## 1983-84

Feb. 4, 1984 Georgia -12 69-68

Nov. 26, 1983 at New Orleans -9 67-59

## 1980-81

March 5, 1981 Florida (SECT) -7 83-75

Jan. 14, 1981 at Alabama -6 59-56

# All-Americans/SEC POY/SEC FOY

The following LSU players were named to a first, second or third All-America team at some point in their college careers. Eight LSU players (Sparky Wade, Bobby Lowther, Bob Pettit, Pete Maravich, Durand "Rudy" Macklin, Chris Jackson, Shaquille O'Neal, Glen Davis) were designated first-team All-Americans at some point in their career. Gary K. Johnson of NCAA bases the following list on A-A research. Players are listed with the year and the organization that named them

## 1935

**Malcolm "Sparky" Wade**  
1st team Converse Yearbook

## 1946

**Bobby Lowther**  
1st team Helms Foundation

## 1952

**Bob Pettit**  
2nd team Associated Press  
2nd team United Press International  
2nd team Helms Foundation  
4th team Converse Yearbook

## 1953

**Bob Pettit**  
1st team Helms Foundation  
2nd team Associated Press  
2nd team United Press International  
2nd team Look Magazine  
2nd team International News Service  
2nd team Newspaper Enterprises Assoc.  
2nd team Colliers (Basketball Coaches)  
3rd team Converse Yearbook

## 1954

**Bob Pettit**  
1st team Associated Press  
1st team United Press International  
1st team International News Service  
1st team Colliers (Basketball Coaches)  
1st team Converse Yearbook  
1st team Helms Foundation  
1st team Tempo Magazine  
1st team NABC  
2nd team Newspaper Enterprises Assoc.  
3rd team Look Magazine

## 1956

**Roger Sigler**  
2nd team Helms Foundation

## 1968

**Pete Maravich**  
1st team Associated Press  
1st team NABC  
1st team USBWA  
1st team United Press International  
1st team Sporting News  
1st team Converse Yearbook

## 1969

**Pete Maravich**  
1st team Associated Press  
1st team NABC  
1st team USBWA  
1st team United Press International  
1st team Sporting News  
1st team Converse Yearbook

## 1970

**Pete Maravich**  
1st team Associated Press  
1st team NABC  
1st team USBWA  
1st team United Press International  
1st team Sporting News  
1st team Converse Yearbook

## 1979

**Al Green**  
2nd team Converse Yearbook

## 1980

**Durand "Rudy" Macklin**  
1st team Converse Yearbook  
2nd team Sporting News

## 1981

**Durand "Rudy" Macklin**  
1st team USBWA  
1st team Converse Yearbook  
1st team John Wooden Award  
2nd team United Press International  
3rd team Basketball Times

## Ethan Martin

3rd team Basketball Times

## 1982

**Howard Carter**  
2nd team Converse Yearbook

## 1983

**Howard Carter**  
2nd team Converse Yearbook

## 1989

**Chris Jackson**  
1st team Associated Press  
1st team United Press International  
1st team USBWA  
1st team Sporting News  
2nd team NABC  
2nd team Basketball Times

## 1990

**Chris Jackson**  
1st team Associated Press  
1st team NABC  
1st team USBWA  
1st team John Wooden Award  
2nd team United Press International  
2nd team Sporting News  
2nd team Basketball Times

## 1991

**Shaquille O'Neal**  
1st team Associated Press  
1st team United Press International  
1st team NABC  
1st team USBWA  
1st team Sporting News  
1st team Basketball Times  
1st team John Wooden Award

## 1992

**Shaquille O'Neal**  
1st team Associated Press  
1st team United Press International  
1st team NABC  
1st team USBWA  
1st team Sporting News  
1st team Basketball Times  
1st team John Wooden Award

## 2000

**Stromile Swift**  
2nd team USBWA  
2nd team Basketball Times  
3rd team Associated Press  
3rd team NABC

## 2006

**Glen Davis**  
1st team John Wooden Award  
1st team CollegenInsider.com  
2nd team Associated Press

## 2009

**Marcus Thornton**  
2nd team Rivals.com

## 2016

**Ben Simmons**  
1st team USBWA  
1st team NABC  
2nd team AP  
2nd team Sporting News

# SEC Players, Freshman of Year

## 1968

Pete Maravich  
Player of the Year

## 1969

Pete Maravich  
Player of the Year

## 1970

Pete Maravich  
Player of the Year

## 1981

Durand "Rudy" Macklin  
Player of the Year

## 1989

Chris Jackson  
Player of the Year

## 1990

Chris Jackson  
Player of the Year

## 1991

Shaquille O'Neal  
Player of the Year

## 1992

Shaquille O'Neal  
Player of the Year

## 2000

Stromile Swift  
Player of the Year

## 2004

Brandon Bass  
Freshman of the Year

## 2005

Brandon Bass  
Player of the Year

## Glen Davis

Freshman of the Year

## 2006

Glen Davis  
Player of the Year

## Tyrus Thomas

Freshman of the Year

## 2009

Marcus Thornton  
Player of the Year


## 2016

Ben Simmons  
Freshman of the Year



Marcus Thornton

# Bob Pettit



Bob Pettit once said of himself as a youngster who would grow up to be a collegiate All-American and a force in the National Basketball Association:

“The greatest thing that ever happened to me is that when I first picked up a basketball I was terrible. If things come naturally, you might not bother to work at improving them, and you can fall short of your potential.”

Being terrible meant being gangly and not very good. He was tall, but he wasn’t able to yet make the moves that made him a future star. He was the last man on the junior varsity his freshman year at Baton Rouge High. As a sophomore, he was cut from the varsity. But because of that, he took his interest in basketball to heart and began to work hour- after-hour in back of his house in Baton Rouge.

As a 6-4 junior, he began to be noticed. His skills were still raw and undeveloped, but his size made him worth a second glance. He grew to 6-7 as a junior, and BRHS won the state championship.

Pettit once wrote: “Teammates. . . were miles ahead of me in all-around ability, but college scouts gave me the big rush act because I was

six-seven by then. Fifteen schools offered me the standard scholarship.”

LSU fans loved what they saw in Pettit, and he didn’t disappoint. Here was a three-time First-Team All-SEC member who led his Tigers to a second place finish in 1952, conference titles in 1953 and 1954 and the NCAA Final Four in 1953.

He led the league in scoring all three years, with the highest averages seen to date in the league: 25.5 points in 1952, 24.9 in 1953 and 31.4 points per game in 1954. At the same time, he was averaging 13.1 (1952), 13.9 (1953) and an LSU best 17.3 (1954) rebounds per game. Only Pete Maravich and Chris Jackson would also break the 30-point average barrier at LSU.

Coach Cliff Wells of Tulane summed up Bob Pettit’s days at LSU, “He’s the best big man in college basketball today, and I’ve seen them all.” LSU Coach Harry Rabenhorst called him, “the greatest LSU player since Sparky Wade.”

He was a first round draft choice in 1954 of the then Milwaukee Hawks. Pettit played his entire 11-year career with the Hawks, moving with the club to St. Louis in 1955. He wrote nearly every record in the Hawks’ record book and was a four-time MVP of the annual NBA All-Star game. He led the Hawks to the 1958 NBA Championship and five NBA Finals.


In 1954, his number 50 was retired at LSU, the first number in any sport retired in Tiger Town. In 1964, he became the first NBA player to exceed the 20,000-points scored barrier. In 1970, he was elected to the Basketball Hall of Fame and in 2006 to the National Collegiate Basketball Hall of Fame.

“Those were great years at LSU,” Pettit once said. “They were such great years. I couldn’t have asked for anything better than my four years at LSU. I received my degree in Business, played the sport I loved and made so many friends.”

In 2009, he was honored again by the school he loved and continues to support as he was named one of the members of LSU’s “All-Century Team.”

Pettit still lives in South Louisiana and can be seen several times a season watching his Tigers play at the Maravich Center. He was back for a special weekend in 2013, honoring the 60th anniversary of the LSU 1953 NCAA Final Four team.

In February 2016, Pettit and his family unveiled a statue forever honoring his great basketball accomplishments.



**LSU All-American  
1953, 1954**

**First LSU Player to Have  
Number Retired  
1954**

**Member of Naismith  
Basketball Hall of Fame  
1971**

**Member of NBA 50-Year Top  
50  
1997**

**Member of LSWA Top 25  
Louisiana Athletes of the  
Century  
1999**

**Member First-Team LABC  
All-Louisiana Team of the  
Century  
1999**

**1999 Living Legend for  
LSU at SEC Basketball  
Tournament**

**Member National Collegiate  
Basketball Hall of Fame  
2006**

**Member of LSU’s “All  
Century Team”  
2009**

**Pettit statue dedicated**

## Pettit's Career Statistics

YEAR	GMS	FGM	FGA	PCT.	FTM	FTA	PCT.	REB.	PTS.	AVG.
1951-52	24	247	563	.439	118	199	.593	315	612	25.5
1952-53	21	193			133	217	.613	292	519	24.7
1953-54	25	281	573	.489	223	308	.740	432	785	31.4
<b>TOTALS</b>	<b>70</b>	<b>721</b>			<b>474</b>	<b>724</b>	<b>.655</b>	<b>1039</b>	<b>1916</b>	<b>27.4</b>



# Pete Maravich

Pete Maravich was billed as the one who would put Louisiana basketball on the map from the first day he joined his father Press at LSU. People weren't disappointed. His freshman year they packed the old John M. Parker Agricultural Center (known as the "Cow Palace") to watch the freshman team and then left quickly as the varsity Tigers won just three games in 1967.

By Pete's senior year, the Tigers would improve to 20-8 and wind up in New York City at the National Invitation Tournament, a fitting place for the big-city Maravich Show to close its LSU run.


To those who never saw him play live, but only watched what few games were on television or listened on radio, the Maravich story at LSU may seem larger than life. But his skills were perfected through hours and hours of repetitious drills at all hours of the day and night and in all kinds of settings.

Maravich ended up receiving the richest contract ever offered a college player at the time to sign with the Atlanta Hawks (\$1.9 million), but during his 10-year career with the Hawks, the New Orleans and Utah Jazz and the Boston Celtics, his dream of a championship wasn't fulfilled. Pete was finding that life wasn't very fulfilling either.

There were hard times when he went in search of something to make his life complete. He had money, he had fame. He didn't have real happiness. But in 1982, Pistol Pete accepted Jesus Christ.

He began enjoying life, enjoying times with his wife and children. Television executives were discovering his knowledge of the game again as a color commentator and best of all for LSU fans, a rift that grew between star and college had diminished and was forgotten.

But the Pistol's life suddenly ended on Jan. 5, 1988, just over a month after appearing at the Assembly Center for an emotional ceremony to formally present a portrait of Pete and his father to him.



## Maravich's Records and Highlights

- All-Time NCAA Career Scoring Leader with 3,667 points, an average of 44.2 points for 83 games.
- Ranks first, fourth and fifth for most points in a single season in NCAA history. Averaged 44.5 points in 1970, 44.2 points in 1969 and 43.8 points in 1968.
- Scored 69 points vs. Alabama, Feb. 7, 1970.
- Led LSU to the NIT Final Four in 1970, its first postseason appearance in 16 years.
- Unanimous first-team All-American in 1968, 1969, 1970.
- Naismith Award winner in 1970.
- Member of the National Basketball Association Hall of Fame after 10-year career with Atlanta Hawks, New Orleans and Utah Jazz and Boston Celtics.



**LSU All-American**  
1968, 1969, 1970

**National Player of the Year**  
1969, 1970

**Third LSU Player to Have Number Retired**  
1970

**Member of Naismith Basketball Hall of Fame**  
1987

**Member of NBA 50-Year Top 50**  
1997

**Member of LSWA Top 25 Louisiana Athletes of the Century**  
1999

**Member First-Team LABC All-Louisiana Team of the Century**  
1999

**Member Sport Magazine's Top 10 Men's College Players of the Century**  
1999

**Member of National Basketball Association Hall of Fame**

**Honored as 2003 "Legend" at the SEC Basketball Tournament**


**Member of National Collegiate Basketball Hall of Fame**  
2006

**Member of LSU's "All Century Team"**  
2009

## Maravich's Career Statistics

YEAR	G	FG	FGA	PCT.	FT	FTA	PCT.	REB.	AVG.	PF-D	AST.	PTS-AVG.
1967-68	26	432	1022	.422	274	338	.810	195	7.5	85-5	105	1138-43.8
1968-69	26	433	976	.444	282	378	.746	169	6.5	77-2	128	1148-44.2
1969-70	31	522	1168	.447	337	436	.773	164	5.3	89-0	192	1381-44.5
<b>TOTALS</b>	<b>83</b>	<b>1387</b>	<b>3166</b>	<b>.438</b>	<b>893</b>	<b>1152</b>	<b>.775</b>	<b>528</b>	<b>6.4</b>	<b>251-7</b>	<b>425</b>	<b>3667-44.2</b>

# Shaquille O'Neal



Shaquille O'Neal brought LSU to new heights during his three years with the Tigers, and the 7-1 center became a national celebrity in the days of saturation coverage of basketball by the media. But he earned his celebrity status with great play and an intimidation factor that made him the envy of coaches throughout the country.


After leaving LSU in April 1992, he was the number one pick of the National Basketball Association by the Orlando Magic and signed a multi-year contract estimated at over \$40 million. In 1996, as a free agent, he signed with the Los Angeles Lakers. Following the 2004 season, O'Neal was traded to the Miami Heat. He also played in Phoenix, Cleveland and Boston before retiring after the 2011 season. He presently serves as a studio analyst for TNT Sports.

## O'Neal's Records and Highlights

- Two-time consensus Southeastern Conference Player of the Year and first-team All-American, 1991-1992. Most Valuable Player on SEC Coaches Defensive Team, 1991-1992.
- National Player of the Year as chosen by the Associated Press (Rupp Award), United Press International, L. A. Gear and Sports Illustrated,

1991. Winner of the Tanqueray World Amateur Athlete of the Year Award, 1991. Southeastern Conference Athlete of the Year, 1991-1992. National Player of the Year as chosen by L. A. Gear, 1992 and runner-up for the Naismith Award and the John Wooden Award, 1992.

- Set SEC record for most blocks in a season three consecutive years (115-1990, 140-1991, 157-1992). Set SEC record for career blocks with 412. Blocked five or more shots in a game 45 times in 90 career games.
- Set SEC single game record with 12 blocks against Loyola Marymount in Feb. 1990. Blocked 11 shots against Brigham Young in the first round of the NCAA Tournament, setting a then-tournament standard for a single game, 1992.
- Averaged a national sophomore record 5.0 blocked shots a game, 1991. National leader in blocked shots (5.2 average), 1992.
- National leader in rebounding (14.7 average), 1991. Second nationally in rebounding (14.0 average), 1992.
- First player to lead the Southeastern Conference in scoring, rebounding, field goal percentage and blocked shots in the same season, 1991. Led SEC in rebounding, field goal percentage, blocked shots and second in scoring, 1992. First player to lead the SEC in rebounding three straight seasons since Charles Barkley of Auburn, 1982-84.
- Finished with 1,217 rebounds, seventh all-time in the Southeastern Conference, second all-time at LSU.
- Finished with 1,941 points, fourth all-time at LSU behind only Pete Maravich (3,667-1967-70), Durand Macklin (2,080-1976-78; 79-81) and Howard Carter (1,942-1979-83).
- Career field goal percentage of 61.0 percent is second all-time at LSU and in the SEC (minimum 1,000 attempts).
- Had six career triple-doubles (points, rebounds and blocks in same game).
- Was the third LSU player (Pete Maravich and Chris Jackson) to have at least two 700-plus point seasons at LSU.
- Was the first LSU player to record back-to-back 400-plus rebound seasons.



**LSU All-American**  
1991, 1992

**National Player of the Year; World Amateur Athlete of the Year**  
1991

**SEC Athlete of the Year**  
1991, 1992

**Olympic Gold Medalist**  
1996

**Member of NBA 50-Year Top 50**  
1997

**Fourth LSU Player to Have Number Retired**  
2000

**Graduated from LSU**  
December 2000

**Member of LSU's "All Century Team"**  
2009

**"Shaq" statue dedicated in front of PMAC practice facility**  
September 2011

**Inducted Louisiana Sports Hall of Fame**  
June 2013

**Inducted College Basketball Hall of Fame**  
November 2014

**Inducted Naismith Memorial Basketball Hall of Fame**  
September 2016

## O'Neal's Career Statistics

YEAR	G/GS	FG/FGA	PCT	FT/FTA	PCT	PTS	AVG	REB	AVG	PF/D	AST	TO	BLK	STL
1989-90	32/28	180/314	.573	85/153	.556	445	13.9	385	12.0	122/9	61	93	115	38
1990-91	28/28	312/497	.628	150/235	.638	774	27.6	411	14.7	79/1	45	99	140	41
1991-92	30/30	294/478	.615	134/254	.528	722	24.1	421	14.0	86/5	46	103	157	29
<b>TOTALS</b>	<b>90/86</b>	<b>786/1289</b>	<b>.610</b>	<b>369/642</b>	<b>.575</b>	<b>1941</b>	<b>21.6</b>	<b>1217</b>	<b>13.5</b>	<b>287/15</b>	<b>152</b>	<b>295</b>	<b>412</b>	<b>108</b>



# Rudy Macklin

Durand "Rudy" Macklin, whose recruitment to LSU marked the beginning of the Tigers rise to the top of college basketball under Dale Brown, received his long overdue recognition as his jersey was retired to the rafters of the Pete Maravich Assembly Center during the 2009-10 season.

Macklin came to LSU from Louisville, Ky., surprising many by leaving his home state to play for Coach Brown and a program that was still looking for its true direction.

But ever since his first game at LSU, Macklin showed he would be the leader and leave a mark on the program that is still talked about to this day.

In that first game, he set a school rebounding record that no one has come close to, pulling down 32 boards in a win against Tulane.

After his magnificent LSU career, he became the school's all-time leading rebounder with 1,276 rebounds (a 10.4 rebounds per game average). That figure remains on top of the school chart. He also became the second leading scorer all-time at LSU behind Pete Maravich (2,080 points, 16.9 points per game average).

He is just the second player to score 2,000 points at LSU, and still to this day remains in the top 20 in league scoring totals.



Much of his success and his two All-American seasons in 1980 and 1981 were after returning from a serious knee injury that forced him to miss all but two games of the 1978-79 season.

In 1980, he averaged 17.6 points per game as the Tigers just missed winning the league title in a dramatic last-game overtime loss to Kentucky only to come back a week later and win the school's only SEC title. The Tigers that year advanced to the Elite 8 before losing to Louisville.

In 1981, he was also named Southeastern Conference Player of the Year and led the Tigers to their first NCAA Final Four since 1953. He beat out a star-studded cast of players which included Georgia's Dominique Wilkins, Kentucky's Sam Bowie and other future NBA players such as Jeff Malone of Mississippi State, Dale Ellis of Tennessee, Eddie Phillips of Alabama and teammate Howard Carter.

In Macklin's four years, LSU had records of 18-9, 23-6, 26-6 and 31-5. The Tigers won one SEC title, one SEC Tournament championship, advanced to the Elite 8 and the Final Four during the Macklin days.

One writer wrote of Macklin, "Macklin's aggressiveness has never been questioned in the Southeastern Conference. If they gave an



**LSU All-American  
1980, 1981**

**Jersey Retired  
2010**

**Member of the Louisiana Sports  
Hall of Fame  
2005**

**SEC Basketball Tournament  
Living Legend  
2000**

**Member Louisiana Association  
of Basketball Coaches Hall of  
Fame  
1987**

**Member LSU Hall of Fame  
1990**

**Member Louisiana Sports Hall  
of Fame  
2005**

**Member LSU All-Century Team  
2009**

award for the hardest worker, Macklin would have been the consensus choice of his peers, who marvel at how much effort he puts into the game."

Today, Macklin is still in Baton Rouge, heading the Governor's Council on Physical Fitness and Sports for over a decade and now serving as Director of the Office of Minority Health.

"Rudy is far more than a basketball player," Brown said. "He is a magnificent human being that contributes to society daily. He is a superb role model and an outstanding gentleman."

"We didn't win (the NCAA title) but LSU was pretty far down when I came here and pretty near the top when I left. I kind of feel like we accomplished our mission."


In 2000, he was honored as the school's Living Legend at the SEC Basketball Tournament. In 2005 he was elected to the Louisiana Sports Hall of Fame and in 2009 he was named a member of LSU's All-Century team.

## Macklin's Career Statistics

YEAR	G-GS	MIN-AVG	FG-FGA	PCT.	FT-FTA	PCT.	REB-AVG.	PF-D	A	PTS-AVG.
1976-77	26-26	975-36.0	161-310	.519	63-102	.618	306-11.8	81-5	26	385-14.8
1977-78	27-27		217-349	.620	79-123	.640	286-10.6	98-7	4	513-19.0
1978-79	2-2	52-26.0	19-32	.590	8-10	.800	24-12.0	8-0	1	46-23.0
1979-80	32-30	1038-32.4	232-383	.606	97-140	.693	309-9.7	94-5	7	563-17.6
1980-81	36-36	1147-31.9	223-357	.625	127-180	.706	351-9.8	113-4	28	573-15.9
<b>TOTALS</b>	<b>123-121</b>		<b>852-1431</b>	<b>.595</b>	<b>374-555</b>	<b>.673</b>	<b>1276-10.4</b>	<b>394-21</b>	<b>66</b>	<b>2080-16.9</b>



# First-Team All-Americans



## Malcolm "Sparky" Wade

Guard • 5-9 • Jena, La.  
1935

LSU's first basketball All-American averaged 9.7 points per game in 1933 and 12.4 points per game in 1934 to lead the scoring category for the first two years of the Southeastern Conference.

He was named an All-American in 1935 while leading LSU to the mythical national championship, averaging 12.7 points per game.

A native of Jena, Wade is considered the greatest dribbler and backcourt star in LSU basketball history.


Before moving to LSU, he was named to the high school All-State team three times from 1928 to 1930. He was elected MVP of the national high school championship playoffs as a senior.

Former Baton Rouge Morning Advocate sports editor Bud Montet, remembers Wade in these words:

"He could do everything with a basketball but dunk it, and make it sing. If there was an extraordinary floor-leader in the South at that time, it had to be Wade."

The three-time All-SEC selection is also a member of the Louisiana Sports Writers and Louisiana Association of Basketball Coaches Hall of Fame.

He was the "Little Giant from Jena." You can't talk LSU basketball without mention of the school's first All-American and first showman who could pass, score and dribble with the best of his and many others era.



## Bobby Lowther

Forward • 6-5 • Alexandria, La.  
1946

Bobby Lowther officially was recognized as a first-team All-American in 1995 after a historian of the Helms Foundation confirmed that all members of the 1946 team had been upgraded to first-team status.

Lowther is the only two-sport All-America athlete in LSU's storied sports history. In 1946, he made the Helms Foundation basketball All-America squad and was a two-event All-American in track and field, finishing second at the NCAA Championships in the javelin and fourth in the pole vault.

The 6-5, 185-pound Alexandria native was also the triple jump champion at the 1946 National AAU Championships.

In basketball, he averaged 14.7 points per game as he also earned first-team All-SEC honors.

He was voted LSU's "Best All-Around Athlete" in 1947 in a field that also included such future professional stars as Y. A. Tittle, Alvin Dark and Joe Adcock.

Lowther is a member of the Louisiana Sports Writers Association Hall of Fame and was chosen to be the "Living Legend" honoree representing LSU at the 2005 Southeastern Conference basketball tournament in Atlanta.

# First-Team All-Americans



**Chris Jackson**  
(Mahmoud Abdul-Rauf)  
Guard • 6-1 • Gulfport, Miss.  
1989, 1990

In just two years, Jackson was a two-time consensus SEC Player of the Year lighting up scoreboards across America. After scoring 48 and 53 points in the first month of his college career, he went on to become the most celebrated freshman of all time, setting an NCAA freshman scoring record, averaging 30.2 points per game.

He became just the second freshman ever to make the Associated Press first-team All-America squad and the first ever to make the U.S. Basketball Writers Association's All-America team.

He finished his short career as the seventh leading scorer in school history with 1,854 points (29.0 ppg). His records for freshman include most points in a game (55), most points in a season (965) and season average (30.2).

He won accolades throughout the country as he starred on the court while fighting an ongoing battle with Tourette's Syndrome.

Jackson was chosen to the second team on the Louisiana Association of Basketball Coaches All-Louisiana Team of the Century.



**Glen Davis**  
Forward • 6-8 • Baton Rouge, La.  
2006

Glen Davis was at his best during the Tigers' 2006 season when he was named SEC Player of the Year and a First-Team All-American for the Wooden Award.

Davis starred as the Tigers captured the SEC regular-season championship with a 14-2 record and then went on to defeat four teams en route to the NCAA Final Four.

In the regional rounds, the Tiger magic and Davis' personality was on display to the nation as he helped lead LSU to upsets over No. 1-ranked Duke and an overtime win over No. 9 Texas that got LSU to its first NCAA Final Four in 20 years.

Davis would earn all-region honors for his play in the NCAA Tournament in a year in which he led the SEC in both scoring (18.6) and rebounding (9.7). In 2007, in his junior season and despite injuries and intense pressure to perform, he again led the league in rebounding (10.2) and earned SEC First-Team honors. He was a second round pick of the NBA's Seattle Supersonics in the 2007 NBA Draft. He was traded to the Boston Celtics and became an NBA champion in his first year with the team.



**Ben Simmons**  
Forward • 6-10 • Melbourne, Australia  
2016

Simmons, in his one season at LSU, earned first-team SEC honors and All-America honors after averaging 19.2 ppg, 11.8 rpg and 4.79 apg. He was the consensus national Freshman of the Year, including winning the prestigious Wayman Tisdale Award. He was named LSU's ninth first-team A-A by the United States Basketball Writers Association.

Simmons was fourth in the SEC in points average, first in rebounds, third in field goal percentage (56.0%) and second in steals per game (1.97). His 199 made free throws was the most in a season since Pete Maravich and only Maravich and Bob Pettit made more in a year. He was the first player in the SEC in the top five in points-rebounds-assists.

He finished the season with 23 double-doubles. He had six games of 20 points-15 rebounds and 5 assists and 17 games of 20 or more points.


Simmons was the school's second No. 1 pick in the NBA Draft, selected by the Philadelphia 76ers in June 2016.



# SEC First Team



**Ethan Martin**



**Dick Maile**



**Howard Carter**



**Al Green**

## 1933-34

Sparky Wade, G Dillon's 1st Team  
Buddy Blair, F Dillon's 1st Team

## 1934-35

Sparky Wade, G AP 1st Team

## 1951-52

Joe Dean, G AP 1st Team  
Bob Pettit, C AP 1st Team

## 1952-53

Bob Pettit, C AP 1st Team

## 1953-54

Bob Pettit, C AP 1st Team

## 1955-56

Roger Sigler, G AP 1st Team  
Jim Ashmore, G AP, Coaches 1st Team

## 1960-61

George Nattin, G AP, Coaches 1st Team

## 1963-64

Dick Maile, F AP, Coaches 1st Team

## 1964-65

Dick Maile, F AP, UPI, Coaches 1st Team

## 1967-68

Pete Maravich, G AP, UPI, Coaches 1st Team

## 1968-69

Pete Maravich, G AP, UPI 1st Team

## 1969-70

Pete Maravich, G AP, UPI 1st Team

## 1970-71

Al Sanders, C AP, UPI, Coaches 1st Team

## 1971-72

Al Sanders, C Coaches

## 1972-73

Eddie Palubinskas, G Coaches

## 1973-74

Glenn Hansen, F Coaches

## 1974-75

Glenn Hansen, F Coaches

## 1975-76

Kenny Higgs, G Coaches

## 1976-77

Kenny Higgs, G Coaches

## 1977-78

Durand Macklin, F AP, UPI Coaches 1st Team

## 1978-79

DeWayne Scales, F AP, UPI, Coaches 1st Team  
Al Green, G AP 1st Team

## 1979-80

Durand Macklin, F AP, UPI, Coaches 1st Team  
DeWayne Scales, F Coaches  
Ethan Martin, G Coaches

## 1980-81

Durand Macklin, F AP, UPI, Coaches 1st Team  
Ethan Martin, G AP, UPI, Coaches 1st Team

## 1981-82

Howard Carter, G AP, UPI, Coaches 1st Team  
Leonard Mitchell, F Coaches

## 1982-83

Howard Carter, G Coaches

## 1983-84

Jerry Reynolds, F Coaches

## 1984-85

Nikita Wilson, F Coaches

## 1985-86

John Williams, F AP, UPI, Coaches 1st Team

## 1987-88

Ricky Blanton, F Coaches

## 1988-89

Ricky Blanton, F AP, Coaches 1st Team  
Chris Jackson, G AP, UPI, Coaches 1st Team

## 1989-90

Chris Jackson, G AP, UPI, Coaches 1st Team  
Shaquille O'Neal, C AP, UPI, Coaches 1st Team

## 1990-91

Shaquille O'Neal, C AP, UPI, Coaches 1st Team  
Vernel Singleton, F Coaches

## 1991-92

Shaquille O'Neal, C AP, Coaches 1st Team

## 1992-93

Geert Hammink, C AP, Coaches 1st Team

## 1994-95

Ronnie Henderson, G Coaches

## 1995-96

Ronnie Henderson, G Coaches, AP 1st Team

## 1999-00

Stromile Swift, F AP Co-Player of the Year  
Coaches, AP 1st team

## 2003-04

Brandon Bass, F SEC Freshman of the Year  
Jaime Lloreda, F AP 1st Team

## 2004-05

Brandon Bass, F AP Player of the Year  
AP, Coaches 1st Team  
Glen Davis, F SEC Freshman of the Year

## 2005-06

Glen Davis, F SEC Player of the Year  
AP, Coaches 1st Team  
Darrel Mitchell, G Coaches 1st Team  
Tyrus Thomas, F SEC Freshman of the Year  
SEC Co-Defensive Player of the Year

## 2006-07

Glen Davis, F AP, Coaches 1st Team

## 2008-09

Marcus Thornton, G Player of Year  
Coaches, AP 1st Team  
Tasmin Mitchell, F Coaches 1st Team

## 2012-13

Johnny O'Bryant III, F Coaches 1st Team

## 2013-14

Johnny O'Bryant III, F Coaches 1st Team

## 2014-15

Jordan Mickey, F Coaches, AP 1st Team  
Jarell Martin, F Coaches, AP 1st Team

## 2015-16

Ben Simmons, F Coaches, AP 1st Team  
Freshman of the Year



# SEC Second, Third Team



**Brandon Bass**



**Glen Davis**



**Tasmin Mitchell**



**Johnny O'Bryant III**

## 1949-50

Bob Meador, G AP 3rd Team

## 1950-51

Joe Dean, G AP 2nd Team

## 1952-53

Benny McArdle, G AP 2nd Team

## 1953-54

Benny McArdle, G AP 3rd Team

## 1955-56

Roger Sigler, G Coaches 2nd Team

## 1956-57

Roger Sigler, G AP 3rd Team

## 1961-62

Maury Drummond, F AP 3rd Team  
George Nattin, G AP 3rd Team

## 1962-63

Ellis Cooper, G AP 2nd Team

## 1969-70

Al Sanders, C AP 3rd Team  
Danny Hester, F AP 3rd Team

## 1970-71

Bill Newton, F UPI 2nd Team, AP 3rd Team  
Nelson Isley, G UPI 3rd Team

## 1971-72

Al Sanders, C AP, UPI 2nd Team  
Bill Newton, F AP, UPI 3rd Team

## 1972-73

O'Collis Temple, C UPI 3rd Team

## 1974-75

Glenn Hansen, F AP, UPI 2nd Team

## 1975-76

Kenny Higgs, G AP, UPI 2nd Team

## 1976-77

Kenny Higgs, G AP, UPI 2nd Team  
Durand Macklin, F AP, UPI 3rd Team

## 1977-78

Kenny Higgs, G UPI 2nd Team  
DeWayne Scales, F AP 3rd Team

## 1978-79

Al Green, G UPI 2nd Team  
Lionel Green, C AP, UPI 3rd Team

## 1979-80

DeWayne Scales, F AP, UPI 2nd Team  
Ethan Martin, G AP, UPI 2nd Team

## 1980-81

Howard Carter, G AP, UPI 2nd Team

## 1981-82

Leonard Mitchell, F AP 2nd Team, UPI 3rd Team

## 1982-83

Howard Carter, G AP, UPI 2nd Team  
Leonard Mitchell, F AP, UPI 3rd Team

## 1983-84

Jerry Reynolds, F AP 2nd Team, UPI 3rd Team  
Derrick Taylor, G UPI 3rd Team

## 1984-85

Nikita Wilson, F AP 2nd Team, UPI 3rd Team  
John Williams, C AP 3rd Team  
Jerry Reynolds, F AP, UPI 3rd Team

## 1985-86

Derrick Taylor, G AP 3rd Team

## 1986-87

Nikita Wilson, C AP 3rd Team  
UPI 3rd Team  
Anthony Wilson, G UPI 3rd Team

## 1987-88

Ricky Blanton, F AP 2nd Team  
UPI 3rd Team  
Jose Vargas, C UPI 2nd Team  
AP 3rd Team

## 1989-90

Stanley Roberts, F AP 3rd Team  
Maurice Williamson, G UPI 3rd Team

## 1990-91

Vernel Singleton, F AP 3rd team  
UPI 3rd team  
Shawn Griggs, G UPI 2nd team

## 1991-92

Vernel Singleton, F AP 3rd Team

## 1992-93

Jamie Brandon, G-F Coaches 2nd Team

## 1993-94

Jamie Brandon, G-F Coaches 2nd Team  
AP 3rd Team

## 1994-95

Ronnie Henderson, G AP 2nd Team

## 1996-97

Dwayne Spencer, F Coaches 2nd Team  
AP 2nd Team

## 1998-99

Maurice Carter, G Coaches, AP 3rd Team  
Jabari Smith, C AP 3rd Team

## 1999-00

Torris Bright, G AP 3rd Team  
Jabari Smith, C Coaches 2nd Team

## 2000-01

Ronald Dupree, F AP 2nd, Coaches 3rd Team

## 2001-02

Ronald Dupree, F AP, Coaches 2nd Team

## 2002-03

Ronald Dupree, F AP, Coaches 2nd Team

## 2003-04

Jaime Lloreda, F Coaches 2nd Team

## 2004-05

Glen Davis, F AP, Coaches 2nd Team

## 2005-06

Darrel Mitchell, G AP Second Team  
Tyrus Thomas, F AP, Coaches 2nd Team

## 2007-08

Marcus Thornton, G AP, Coaches 2nd Team

## 2008-09

Garrett Temple, G Coaches 2nd Team

## 2009-10

Tasmin Mitchell, F Coaches, AP 2nd Team

## 2011-12

Justin Hamilton, C Coaches 2nd Team

## 2013-14

Johnny O'Bryant III, F AP 2nd Team  
Jordan Mickey Coaches, AP 2nd Team

# All-SEC Tournament Teams

<b>1933</b>	Sparky Wade, G 1st Team Buddy Blair, F 2nd Team Jack Harris, F 2nd Team	<b>1946</b>	Bobby Lowther, F 1st Team Joe Bill Adcock, C 2nd Team Billy Walters, G 2nd Team	<b>1980</b>	DeWayne Scales, F 1st Team (MVP) Durand Macklin, F 1st Team	<b>1993</b>	Geert Hammink, C 1st Team Jamie Brandon, G-F 1st Team
<b>1936</b>	Arnold Bryan, F 2nd Team	<b>1947</b>	Frank Brian, F 2nd Team	<b>1981</b>	Howard Carter, F 1st Team	<b>2002</b>	Antonio Hudson, G 1st Team
<b>1938</b>	Conley Hathorn, G 1st Team	<b>1949</b>	Gene Murphy, G 2nd Team	<b>1986</b>	John Williams, F 1st Team (MVP)	<b>2003</b>	Ronald Dupree, F 1st Team
<b>1939</b>	Paul Brotherton, G 2nd Team	<b>1950</b>	Joe Dean, G 1st Team	<b>1987</b>	Nikita Wilson, C 1st Team Anthony Wilson, G 1st Team	<b>2005</b>	Brandon Bass, F 1st Team Antonio Hudson, G 1st Team
<b>1943</b>	Frank Brian, F 1st Team John Chaney, C 2nd Team	<b>1951</b>	Joe Dean, G 1st Team	<b>1988</b>	Ricky Blanton, F 1st Team	<b>2006</b>	Glen Davis, F 1st Team
<b>1944</b>	Whitey Hoskins, G 2nd Team	<b>1952</b>	Joe Dean, F 1st Team Bob Pettit, C 1st Team				

**Note: SEC Tournament Team also served as All-SEC team from 1933-1948.**


# LSU Academic All-SEC Honor Roll

<b>1961-62</b>	George Nattin, G 1st Team Ellis Cooper, G 2nd Team	<b>1991-92</b>	Justin Anderson, G 1st Team T. J. Pugh, G 1st Team	<b>2004-05</b>	Brandon Bass, F 1st Team Scholar-Athlete of the Year Darrel Mitchell, G 1st Team Ross Neltner, F 1st Team Paul Wolfert, F 1st Team Glen Davis, F Freshman David Fleshman, G Freshman Garrett Temple, G Freshman	Henry Shortess, G 1st Team Brandon Eddlestone, F 1st Team	
<b>1962-63</b>	Ellis Cooper, G 1st Team	<b>1995-96</b>	David Bosley, G 1st Team	<b>2005-06</b>	Glen Davis, F 1st Team Darrel Mitchell, G 1st Team Darnell Lazare, F 1st Team Garrett Temple, F 1st Team David Fleshman, F 1st Team	<b>2015-16</b>	Henry Shortess, G 1st Team Brandon Eddlestone, F 1st Team
<b>1964-65</b>	Tommy Thigpen, C HM	<b>1997-98</b>	Jack Warner, G 1st Team	<b>2006-07</b>	Alex Farrer, G 1st Team Greg Terrebonne, G Freshman	<b>2015-16</b>	Brandon Eddlestone, F 1st Team
<b>1965-66</b>	Kenny Drost, G 1st Team Scott Bowling, G HM	<b>1998-99</b>	Brian Beshara, F 1st Team Jack Warner, G 1st Team	<b>2007-08</b>	Greg Terrebonne, G 1st Team	HM - Honorable Mention	
<b>1966-67</b>	Kenny Drost, G 2nd Team	<b>1999-00</b>	Brian Beshara, F 1st Team Collis Temple III, G 1st Team Jeremy Comeaux 1st Team Jack Warner, G 1st Team	<b>2008-09</b>	Alex Farrer, F 1st Team Garrett Temple, F 1st Team		
<b>1969-70</b>	Danny Hester, F 2nd Team	<b>2000-01</b>	Brian Beshara, F 1st Team Collis Temple III, G 1st Team Brian Green, G 1st Team Jack Warner, G 1st Team	<b>2009-10</b>	Chris Beattie, G 1st Team Alex Farrer, F 1st Team		
<b>1972-73</b>	Bill Whittle, F 1st Team Collis Temple, F 1st Team Wade Evans, G 2nd Team Ed LeBlanc, F HM	<b>2001-02</b>	Brian Green, G 1st Team Collis Temple III, G 1st Team	<b>2010-11</b>	Eddie Ludwig, F 1st Team		
<b>1981-82</b>	John Tudor, G-F 1st Team	<b>2002-03</b>	Pete Bozek, F 1st Team Brian Green, G 1st Team Charlie Thompson, G 1st Team	<b>2011-12</b>	Eddie Ludwig, F 1st Team		
<b>1982-83</b>	John Tudor, G 1st Team	<b>2003-04</b>	Charlie Thompson, G 1st Team Paul Wolfert, F 1st Team Brandon Bass, F Freshman Ross Neltner, F Freshman	<b>2012-13</b>	Eddie Ludwig, F 1st Team		
<b>1983-84</b>	John Tudor, G 1st Team			<b>2014-15</b>			
<b>1985-86</b>	Zoran Jovanovich, C 1st Team						
<b>1988-89</b>	Kyle McKenzie, G 1st Team						

## SEC Community Service Team

1998-99	Collis Temple III
1999-00	Jermaine Williams
2000-01	Collis Temple III
2001-02	Collis Temple III
2002-03	Collis Temple III
2003-04	Paul Wolfert
2004-05	Paul Wolfert
2005-06	Darnell Lazare
2006-07	Darnell Lazare
2007-08	Garrett Temple
2008-09	Garrett Temple
2009-10	Alex Farrer
2010-11	Daron Populist
2011-12	Justin Hamilton
2012-13	Andre Stringer
2013-14	Andre Stringer
2014-15	John Odo
2015-16	Keith Hornsby
2016-17	Brandon Sampson
2017-18	Aaron Epps


# Lettermen



**Jamie Brandon**

**(Returnees in Bold)**

- A**  
 ADCOCK, Joe (C) 1944-47  
 ADGER, Sidney A. (C) 1935-36  
 ALCORN, Mark (G) 1979-80  
 ALLEN, Drexal (G) 1981-82  
 ALLMAN, Marty (G) 1970-73  
 ANDERSON, Justin (F), 1991-92  
 ANDERSON, Willie (F), 1997-97  
 ANNISON, Doug (F), 1992-93  
 ARTHUR, Robert R. (C) 1959-60  
 ATKINS, R. W. (G) 1919-22  
 AUSTIN, Wayne (G) 1964-66
- B**  
 BADEAUX, Joshua (G), 2012-13  
 BAILEY, John (F) 1960-62  
 BAILEY, Floyd (F-C) 1974-78  
 BANKER, Kernan M. (F) 1933-35  
 BANKSTON, Fred (G) 1945-46  
 BARDWELL, D. D. "Sox" (C) 1929-32  
 BARHAM, Joe Garnett E. (G) 1923-26  
 BARNETT, Bert W. (C) 1946-47  
 BARTUS, Joe E. (G) 1945-46  
 BASS, Brandon (F), 2003-05  
 BASS, Chris (G), 2008-12  
 BASS, Raymond V. (C) 1938-42; 47-48  
 BAUMAN, Jonnie (G) 1929-32  
 BAUMER, Nat (F) 1968-69  
 BEATTIE, Chris (G), 2009-10  
 BEESON, Williard E. (G) 1933-37  
 BELCHER, Don (F) 1951-55  
 BELCHER, Jack (F) 1961-64  
 BENNETT, . . . . (F) 1928-29  
 BERGERON, J. Brian (G) 1978-81  
 BERGMAN, Rusty (G) 1966-69  
 BERNBROCK, Mark (G) 1968-69  
 BERNHARD, James M. (G) 1943-44  
 BESHARA, Brian (F) 1998-01  
 BLACK, Tyrone (C) 1979-83  
 BLAIR, L. N. "Buddy" (F) 1933-35  
 BLAKENEY, Antonio (G), 2015-17  
 BLANCHARD, E. A. (G) 1916-18  
 BLANTON, Ricky (G) 1984-86; 87-89  
 BLEVINS, Howard M. (G) 1929-32  
 BOGGESS, Robert E. "Bob" 1947-51  
 BOHANNON, W. W. "Bo" (C) 1934-36  
 BOLTON, Dick (F) 1955-56  
 BORGINI, Joe (F) 1959-60  
 BORNER, Ray (C) 1981-82  
 BORNMAN, D. L. "Squatty" (G) 1922-25  
 BORNMAN, J. P. "John" (G) 1922-23  
 BOSLEY, David (G) 1993-97  
 BOUDREAUX, Harold (F) 1989-92  
 BOWLING, W. Scott, Jr. (G) 1964-66  
 BOWMAN, Sid S. "Stinky" (F) 1929-30  
 BOZEK, Pete (F) 2000-02  
 BOYD, Brent (G) 1975-76




**Kenny Drost**




**Frank Brian**

- BOZEMAN, A. (G) 1939-40  
 BOZEMAN, Charlie (C) 1938-41  
 BOZEMAN, T. (G) 1938-41  
 BRANCH, Malcolm (C) 1945-47  
 BRANCH, W. (F) 1943-44  
 BRANDON, Jamie (G), 1991-94  
 BRANTLEY, John B. (G) 1970-72  
 BRAYMAN, P. (F) 1952-53  
 BREATHWIT, John (G) 1975-77  
 BRIAN, Brad H. (G) 1964-67  
 BRIAN, Frank (F) 1942-43; 1945-47  
 BRIDGES, Kenneth (G) 1951-53  
 BRIDGEWATER, Brad (C) 1998-00; 01-03  
 BRIDGEWATER, Brian (F), 2014-17  
 BRIGHT, Torris (G) 1999-03  
 BRILEY, C. 1915-16  
 BRINKLEY, Mike (G) 1958-59  
 BRITTON, C. E. (F) 1916-17  
 BROCATO, Jim (G) 1946-47  
 BROTHERTON, Paul P. (F) 1938-40  
 BROWN, Dennis (G) 1983-85  
 BROWN, Ernest (G) 1977-79  
 BROWN, Lobdell P. 1925-26  
 BROWN, Michael (F) 1975-76  
 BROWN, Oliver (F) 1983-87  
 BROWN, Ossie B. (F) 1943-44  
 BROWN, Perry (F) 1929-30  
 BROWN, Roland (F) 1932-34  
 BRYAN, Arnold "Judge" (F) 1934-37  
 BUCHANAN, F. "Buck" (F) 1937-40  
 BUKUMIROVICH, Neboisha (G) 1984-88  
 BURGE, Dick (G) 1939-40  
 BURGE, Dennis F. "Pet" (C) 1932-34  
 BURNETT, Jack (F) 1926-29  
 BURNS, Lenear (F), 1990-91; 92-94  
 BURTON, Kenny G. (F) 1944-45  
 BUSH, Tim (F) 2002-03  
 BUSHMAN, John C. "Jack" (F) 1936-39  
 BUSSEY, Young (G) 1937-38
- C**  
 CAMPBELL, Andy (C) 1978-81  
 CAMPBELL, Walter (F) 1977-78  
 CANNON, . . . . (G) 1937-39  
 CARD, Norman (C-F) 1961-64  
 CARMOUCHE, Charles (G), 2012-13  
 CARR, John (G) 1969-70  
 CARTER, . . . . (F) 1913-14  
 CARTER, Cedric (F) 1997-99  
 CARTER, Howard (G-F) 1979-83  
 CARTER, Maurice (G) 1995-99  
 CAVETT, J. R. "Slick" (C) 1915-19  
 CEASAR, Clarence (F), 1991-95  
 CHANEY, John (F) 1940-43  
 CHASE, Pat (G) 1964-66  
 CHASE, Sam (G) 1961-64  
 CHIDLEY, Steve (G) 1971-72  
 CHIN BING, Allen (F) 1933-34  
 CLARK, . . . . 1908-10  
 CLARK, Ned (F) 1951-55



**Wade Evans**




**Greg Cook**

- CLUNE, Joe (F) 1959-60  
 COCKERHAM, J. H. (F) 1911-13  
 COJOE, Theron (F) 1982-84  
 COLEMAN, Shavon (F), 2012-14  
 COLLINS, A. H. "Rip" (G) 1945-47  
 COLLINS, Corban (G), 2012-13  
 COLLINS, Tommy (G) 1957-59  
 COMBS, Joe H. 1956-59  
 CONKLIN, Tom J. (C) 1959-62  
 CONLEY, Ocie (G) 1984-86  
 COOK, Greg (C) 1976-77, 1978-81  
 COOPER, . . . . (F) 1929-30  
 COOPER, Darryl (G) 1998-99  
 COOPER, Ellis O. (G) 1960-63  
 COPPENS, Randy (G) 1974-77  
 CORMIER, Jason (G) 1988-89  
 COSTELLO, Joe (G-F) 1979-82  
 CORLEY, Drew (F) 1967-69  
 COURTNEY, Jalen (F), 2010-13  
 CRAM, Steve (G) 1962-64  
 CRAMER, Judd (G-F) 1963-64  
 CRESS, Walker J. (G) 1937-39  
 CRISCO, Jim (F) 1956-59  
 CROMBERT, . . . . 1917-18
- D**  
 DABADIE, J. Levy, Jr. (F) 1943-44  
 DALE, Wilton R. (F) 1943-44  
 DARK, Alvin (G) 1942-43  
 DARNALL, Mike (G) 1972-75  
 DAVIES, Richard A. "Dick" (G) 1958-60  
 DAVIS, E. M. 1935-36  
 DAVIS, Glen (F), 2004-07  
 DAVIS, Thomas (F) 2001-03  
 DAY, Ned 1951-55  
 DEARMOND, Duane (F) 1978-80  
 DEAN, Joe (G) 1949-52  
 DELAFIELD, Glenn A. (C) 1936-38  
 DEL PIERO, Andrew (C), 2011-13  
 DERENBECKER, Matt (G), 2010-11  
 DEVAL, Randy (G) 1989-90  
 DICKEY, . . . . 1928-29  
 DIXON, . . . . 1913-15  
 DOSHER, Woody (G) 1938-40  
 DOUGHTY, Frank L. (G) 1937-38  
 DOTSON, Aaron (G), 2009-11  
 DOWLING, Duncan (F-G) 1961-63  
 DROST, Kenny (G) 1964-67  
 DRUMMOND, H. Maury (C-F) 1960-63  
 DUGAS, C. J. Bobby (G) 1921-23  
 DUPONT, John M. (F) 1911-13  
 DUPONT, Lawrence H. (G) 1911-14  
 DUPREE, Ronald (F) 1999-03  
 DYSON, Dick (G) 1923-27




**Lionel Green**



**Joe Dean**

- E**  
 EARL, Lewis (F) 1996-98  
 EAST, John (C) 1924-27  
 EDDLESTONE, Brandon (F), 2013-17  
 EDMONDS, W. R. (F) 1916-17; 1921-22  
 EDMONDSON, Mahion W (F) 1940-41  
**EDWARDS, Daryl (G), 2017-18**  
 EDWARDS, Glavis "Ike" (F) 1945-48  
 ENGLAND, Matt (F) 1980-81  
 ENGQUIST, John (F) 1972-74  
 EPPS, Aaron (F), 2014-18  
 EVANS, Wade (F) 1972-74  
 EVANS, W. Morton (C) 1910-13
- F**  
 FAHEY, Joe J. (G) 1954-56  
 FARRER, Alex (G), 2006-10  
 FATHERREE, Jesse (G) 1933-34  
 FETTER, Bobby K. (G-F) 1961-64  
 FILES, "Dude" (G) 1927-28  
 FLESHMAN, David (G), 2004-06  
 FORD, Deuce (G) 1995-96  
 FREDERICK, E. (C) 1939-40  
 FREEMAN, Mark P. (C) 1949-51  
 FRESHLEY, Bob (C) 1951-54  
 FREY, F. C. "Major" (G) 1919-20  
 FULKERSON, Jack M. (C) 1940-43
- G**  
 GAHARAN, W. A. "Bill" (F) 1937-38  
 GARAHAN, Les (F) 1927-30  
 GARRISON, G. C. (F) 1927-28; 30-31  
 GEYER, Randy (G-F) 1962-65  
 GIACOMA, Ray (F) 1935-38  
 GILBEAU, H. (F) 1924-25  
 GILBERT, Charlie (C) 1933-34  
 GILL, W. J. (G) 1915-17  
 GIPSON, Sean (F) 1992-94  
 GLADDEN, Sterling "Buck" (F) 1914-16  
 GOEHRING, Kirk 1992-93  
 GOWER, Bill (G) 1937-38  
 GRAHAM, Delwan (F), 2008-  
 GRAHAM, R. E. (G) 1939-42  
 GRANT, Russell (G) 1987-89  
**GRAVES, Marshall (G), 2016-18**  
 GRAY, Kenny (G) 1957-58  
 GRAY, Josh (G) 2014-16  
 GREEN, Al (G) 1978-79  
 GREEN, Brian (F) 1999-03  
 GREEN, Donald (G) 1982-83  
 GREEN, Garrett (F), 2007-08; 2009-11  
 GREEN, Lionel (C) 1975-79  
 GREEN, V. E. (C) 1913-14  
 GREGORY, Sonny (F) 1949-52  
 GREMILLION, E. (C) 1943-44  
 GREMILLION, James E. (C) 1946-47  
 GRIDLEY, Bob (F-C) 1968-69



**Mike Hansen**



# Lettermen

**Ronnie Henderson**




GRIFFITH, Carroll (F) 1946-47  
 GRIFFITH, Parker (G) 1986-88  
 GRIGGS, Shawn (F) 1990-91  
 GUGLIEMO, Gary (F) 1957-60  
 GURVICH, . . . . (F) 1942-43


## H

HAGUE, Perry "H" (G) 1917-21  
 HAILE, Samuel W. "Red" (G) 1943-44  
 HALL, Bob (G-F) 1944-46; 1948-49  
 HALL, Jack (C) 1996-97  
 HAMMONS, J. (G) 1935-38  
 HAMMINK, Geert (C) 1988-89; 1990-93  
 HAMMINK, Shane (F), 2012-14  
 HANSEN, Glenn (F) 1973-75  
 HANSEN, Mike (G), 1990-93  
 HARRRELL, Louis 1928-29  
 HARRIS, Bucky (F) 1926-29  
 HARRIS, Dennis (F), 2009-11  
 HARRIS, Jack A. (F) 1932-35  
 HAMILTON, Justin (C), 2011-12  
 HATCHER, George R. (C) 1923-27  
 HATHORN, Conley "Red" (G) 1935-38  
 HAYES, R. S. "Suthie" (F) 1917-21  
 HAYNIE, George (F) 1939-41  
 HAYWARD, Kleran (G), 2016-17  
 HEARD, Mickey (F) 1973-74  
 HELM, Newton C. "Dirty" (F) 1919-23  
 HENDERSON, Larry (F) 1964-66  
 HENDERSON, Ronnie (G) 1993-96  
 HENNER, Tommy (G) 1969-70  
 HENRY, Pete (C-F) 1965-67  
 HEROMAN, Harry (F) 1963-66  
 HERBST, J. (G) 1941-42  
 HERRING, Randy (F) 1972-75  
 HESS, Tom (G) 1969-72  
 HESTER, Danny (F) 1968-70  
 HICKMAN, Richard F. (G) 1967-70  
 HICKEY, Anthony, G 2011-14  
 HIGGS, Kenny (G) 1974-78  
 HIGH, Willie (G-F) 1975-76  
 HIGHTOWER, C. W. (F) 1910-11  
 HIMES, Levi A "Lee" (F) 1909-12  
 HIMES, . . . . (G) 1915-16  
 HINES, Ray (C) 1959-60  
 HOLLOWAY, Graves (C) 1947-49  
 HOLT, Dick (C) 1953-56  
 HOOVER, Winson F. (G) 1946-47  
 HOOVER, W. (C) 1943-44  
 HORNSBY, Keith (G), 2014-16  
 HOSKINS, Dick, Jr. (G) 1942-44  
 HOUTZ, "Jakey" 1910-11  
 HOWELL, R. B. "Biliken" (C) 1909-12  
 HUDSON, Antonio (G), 2001-05  
 HUDSON, John W. (G) 1959-61  
 HUFFMAN, Gary (F) 1974-76  
 HULTBERG, Jordy (G) 1976-80  
 HUNT, . . . . 1917-18

**Leonard Mitchell**



**Ralph Jukkola**



## I

IGAU, Hubert C. (F) 1924-27  
 IRVIN, Fess (G) 1986-88  
 IRWIN, . . . . 1909-10  
 ISLEY, Nelson (G) 1970-71  
 ISSAC, John (G), 2011-12  
 IVES, Clarence A. "Fatty" (C) 1917-22


## J

JACKSON, A. W. "Gus" (G) 1924-25  
 JACKSON, Chris (G) 1988-90  
 JACKSON, Glover (C) 1993-94  
 JACKSON, Howard W. (G) 1936-39  
 JACOBS, Stan J. (F) 1958-61  
 JACOBSON, Taylor (G), 2009-  
 JENKINS, Brandon (G), 2016-17  
 JENNINGS, Frank (F) 1946-47  
 JOE, Darryl (G) 1986-88  
 JOHNSON, Alonzo (C) 1994-95  
 JOHNSON, Byron (C) 1947-52  
 JOHNSON, C. B. (F) 1909-12  
 JOHNSON, Chris (F), 2005-09  
 JOHNSON, F. (G) 1929-32  
 JOHNSON, G. (F) 1947-48  
 JOHNSON, Joe (G) 1983-84  
 JOHNSON, Kent (F) 1969-70  
 JOHNSON, Melvin F. (G) 1911-15  
 JOHNSON, Paul (G) 1992-93  
 JOHNSON, Steffond (F-C) 1981-84  
 JOHNSON, Tex (C) 1924-27  
 JONES, Bob (F) 1923-26  
 JONES, Johnny (G) 1980-84  
 JONES, L. (F) 1920-22  
 JONES, Leslie V. (F) 1952-55  
 JONES, Wally (G) 1944-45  
 JOSEPHSON, . . . . (G) 1940-41  
 JOURNEY, Beau (G) 1932-35  
 JOVANOVICH, Zoran (C) 1985-86  
 JUUKOLA, Ralph (F) 1966-69


## K

KAMMER, Marty (G) 1955-56  
 KAUFFMAN, Jim (G) 1937-38  
 KEENE, Howard (F) 1961-63  
 KEENE, J. R. (F) 1908-09  
 KELLY, G (F) 1931-33  
 KENT, John (G) 1946-47  
 KILPATRICK, . . . . (G) 1919-20  
 KINGERY, Wayne (G) 1944-45  
 KINSLEY, Zach (G) 2008-10  
 KISTLER, Brian (F) 1980-82  
 KIZER, Roland C. "Chesty" (F) 1921-23  
 KOUNDJIA, Regis (F), 2003-04  
 KNUDSON, Jim (G) 1971-72  
 KRAJEWSKI, Richard (C) 1988-91

**Bill Newton**



**Ed LeBlanc**




## L

LALLY, Mike F. (C-F) 1908-11  
 LAMONT, Randy (C) 1967-69  
 LAZARE, Darnell (F) 2003-07  
 LEDOUX, Marqus (F) 1998-99  
 LANG, Bob (F) 1969-70  
 LANIER, Harold A. 1928-29  
 LARCADE, J. A. (G) 1908-09  
 LARKIN, M. "Slim" (C) 1929-31  
 LEA, D. (G) 1945-46  
 LEATHERS, W. D. "Bill" (F) 1934-37  
 LeBLANC, Ed (C) 1972-76  
 LANDRY, Brandon (G) 1998-01  
 LEE, Bill (F) 1952-55  
 LeFEVRE, Frank (C) 1974-77  
 LEGLER, CHuck (C-F) 1966-69  
 LEOPOLD, J. T. (F) 1917-18  
 LESH, L. R. (F) 1910-11  
 LESTER, Ed. F. Jr. (F) 1944-45  
 LEWIS, P. B. (G) 1909-10  
 LEWIS, Cecil Ray (F) 1959-62  
 LEWIS, William S. "Bill" (G) 1916-17  
 LINDSEY, Clyde H. (F) 1944-46  
 LINDSEY, Jim (F) 1948-51  
 LINDSEY, Lloyd Leon (C) 1935-38  
 LITTON, O. B. 1909-10  
 LIVINGSTON, Randy, (G) 1994-96  
 LLOREDA, Jaime (F), 2002-03  
 LOBBELL, William Y. (F) 1931-32  
 LOE, Ralph (C) 1972-73  
 LOFLIN, J. T. (G) 1942-43  
 LOFTIN, Bill (F) 1957-58  
 LOFTIN, Bob (F) 1957-59  
 LONG, Earl (F) 1958-59  
 LOUGHMILLER, Don (G) 1951-54  
 LOWTHER, Bobby (F) 1942-43; 45-48  
 LUDWIG, Eddie (F), 2009-13  
 LUKER, J. B. (G) 1928-31  
 LUPCHO, Rich S. (G) 1967-69  
 LYLE, Mel (F) 1946-47


## M

McARDLE, Benny J. (G) 1951-54  
 McCain, R. R. (G) 1955-56  
 MCCARSON, Paul (G) 1954-55  
 McDONALD, Ben (F) 1986-87  
 McDOWELL, "Red" (G) 1941-42  
 McDUFF, . . . . (G) 1923-25  
 McFARLAND, Reggie A. (G) 1918-23  
 McGEHEE, Webb (G) 1927-30  
 McKENZIE, Kyle (G) 1987-89  
 McLEOD, James (G) 1941-42  
 McLoughlin, Bob (G) 1961-62  
 McMANUS, . . . . (C) 1940-41  
 McMORRIS, Vernon D. (G) 1943-44  
 McNELLY, James (F) 1951-55  
 MACKLIN, Durand (F) 1976-78; 79-81  
 MADISON, Dave (G) 1940-43

**Eddie Palubinskas**



**Ethan Martin**




MAGEE, Norman (G) 1951-55  
 MAGRUDER, . . . . 1909-10  
 MAILE, Dick (F) 1962-65  
 MALONE, Darcy (C), 2013-16  
 MANCE, Omar-Seli (G) 1998-99  
 MARAVICH, Josh (G), 2002-05  
 MARAVICH, "Pistol" Pete (G) 1967-70  
 MARSHALL, Paul (G), 1991-92  
 MARTIN, Ethan (G) 1977-81  
 MARTIN, Jarell (F), 2013-15  
 MARTIN, Ken G. (F) 1955-56  
 MARTIN, Terry (G), 2006-09  
 MASCIA, David (G), 1991-92  
 MASON, C. C. "Charlie" (C) 1925-27  
 MASON, Dameon (F), 2006-07  
 MATIENZO, . . . . (G) 1908-09  
 MATTICK, Rick (C) 1976-79  
 MAYCOCK, Dan (F) 1968-69

**MAYS, Skylar (G), 2016-18**  
 MEADOR, Bob J. (F) 1949-51  
 MENRELL, Dick (F) 1946-48  
 MERLE, Dom A. (F) 1955-58  
 MERRILL, Richard L. (F) 1947-48  
 MICHAELIS, Bill (G) 1943-44; 46-49  
 MICKKEY, Jordan (F), 2013-15  
 MIDDLEBROOK, . . . . (F) 1919-20  
 MILANOVICH, Paul (G) 1967-68  
 MILEY, Harry L. (G) 1944-45  
 MILLER, Herd J. (C) 1944-45  
 MILLER, Nolan C. "Babe" (G) 1933-36  
 MILLER, Robert "Bob" (G-F) 1975-77  
 MINOR, Tack (G), 2003-05, 07  
 MITCHELL, Darrel (G), 2002-06  
 MITCHELL, Leonard (F-C) 1980-84  
 MITCHELL, Tasmin (F) 2005-07; 08-10  
 MIXON, Butch (G) 1958-59  
 MOON, Lynn B. (C) 1956-59  
 MOORE, Bill (G) 1944-45  
 MOREY, Dale E. (F) 1939-42  
 MORGAN, Malik (G), 2012-14  
 MOSCOVITZ, Danny (G), 1990-91  
 MOSELEY, V. (F) 1909-13  
 MOUTON, Lyle (G) 1987-89  
 MUNSON, Wayne (F) 1957-59  
 MURPHY, Gene A. (F) 1947-51  
 MURPHY, Mike (F) 1964-65  
 MURRAY, C. C. (F) 1943-44  
 MUTAVDZIC, Misha (C) 1994-96

## N


NABORS, Gene (G) 1995-96  
 NATTIN, George L., Jr. (G) 1959-62  
 NELTNER, Ross (F), 2003-05  
 NESON, Guy W. (C) 1929-32  
 NEWMAN, Donald (G) 1975-76  
 NEWMAN, Bill R. "Fig" (F) 1969-72  
 NOLLEY, Landers (G/F) 1994-96  
 NOTO, J. J. (G) 1923-24

**T.J. Pugh**



# Lettermen

**Don Redden**



## O

O'BRYANT III, Johnny, (F) 2011-14  
 OCHS, . . . . (F) 1945-46  
 ODO, John (F), 2013-15  
 O'NEAL, Shaquille (C) 1989-92  
 ONWUASOR, Randy (G), 2017-18  
 O'QUINN, Leon (F) 1913-15  
 OWENS, Andre (G) 1992-94  
 OWEN, Chester (F) 1946-47  
 OZBURN, Joe (G) 1948-51

## P

PALFI, Djole (F) 1994-95  
 PALMER, . . . . (F) 1918-19  
 PALUBINSKAS, Eddie (G) 1972-74  
 PATTERSON, Jalyn (G), 2014-17  
 PAYNE, . . . . (G) 1913-15  
 PEARCE, Clyde (F) 1913-17  
 PERKINS, Greg (G) 1982-83  
 PETTIT, Robert L. "Bob" (C) 1951-54  
 PHARES, Jack (G) 1924-28  
 PHILLIPS, W. J. (G) 1908-11  
 PIAZZA, Doug (F) 1963-64  
 PICOU, John (G) 1990-92  
 POE, F. E. (F) 1929-30  
 POPULIST, Daron (G), 2009-11  
 POTTS, Chico (G) 1997-98  
 PUGH T.J. (G) 1990-92


## Q

QUARTERMAN, Tim (G), 2013-16  
 QUIONEZ, . . . . 1918-19

## R

RABENHORST, O. "Dudey" (G) 1918-19  
 RABORN, Tommy (F) 1957-61  
 RAGUS, Leonard A. (G) 1959-60  
 RACHAL, Brandon (G) 2017-18  
 RAISOR, Phil (G) 1958-60  
 RAMIREZ, M. (F) 1943-44  
 RAMSDEN, Dave K. (C) 1966-69  
 RANDOLPH, Anthony (F) 2007-08  
 RASMUSSEN, Bob (F) 1966-67  
 RAYMOND, Chris (G) 1972-74  
 REATH, Duop (F), 2016-18  
 REDDEN, Don (G-F) 1982-86  
 REILY, Charlie S. (F) 1909-12  
 REYNOLDS, Jerry (F-G) 1982-85  
 RILEY, Red (G) 1917-22  
 RITTNER, Perrin (F) 1949-51  
 ROACH, Danny (F) 1961-62  
 ROBERT, Charley (F) 1951-53  
 ROBERTS, Stanley (C-F) 1989-90  
 ROBINSON, Antonio (G), 2014-15  
 ROBINSON III, Elbert (C), 2014-17  
 ROLAND, Lamont (G) 1999-01

**Derrick Taylor**



**Jerry Reynolds**



ROLLE, Magnum (F) 2005-07  
 ROSS, A. L. (F) 1912-14  
 RUBCHENKO, Roman (F) 1992-96  
 ROY, R. S. (F) 1917-18  
 RUDOLPH, Gus (F) 1978-80  
 RUSHING, Troy E. (F) 1953-57  
 RYAN, Warren F. "Pat" 1908-09


## S

SAMPSON, Brandon (G), 2015-18  
 SAMUELS, H. J. (F) 1931-34  
 SANBORN, . . . . (G) 1929-32  
 SANDERS, Al T. "Apple" Jr. (G) 1945-47  
 SANDERS, Al T. "Little Apple" III (C) 1969-72  
 SANDERS, J. Y. (G) 1908-11  
 SAXON, Jimmy (F) 1925-28  
 SAYLOR, Doug (G) 1974-76  
 SCALES, DeWayne (F) 1977-80  
 SCHAPER, John N. (F) 1970-72  
 SCHIELE, Chester (G) 1947-48  
 SCHIELE, Joe (F) 1945-48  
 SCHULTZ, Darrell (G) 1950-53  
 SCOTT, Garrick (C), 1994-96  
 SCOTT, Lester (G) 1988-89  
 SEBASTIAN, Don J. (G) 1952-56  
 SEBASTIAN, J. D. (G) 1919-20  
 SHARP, . . . . (G) 1929-30  
 SHEPPARD, Nick (C) 1995-97  
 SHIRLEY, Calvin S. "Buddy" (G) 1965-67  
 SHOCKEY, Jere (F) 1969-71  
 SHORTESS, Henry (G), 2013-16  
 SHOWS, W. (F) 1941-43  
 SHUMAKER, Steve (C) 1967-68  
 SIENER, Carl (C) 1971-74  
 SIGLER, Roger W. (F) 1953-57  
 SIMMONS, Ben (PF), 2015-16  
 SIMMONS, Terrance (G) 1996-97  
 SIMOES, Paulo (G) 1986-88  
 SIMPSON, Gary (G) 1970-71  
 SIMS, Billy (F) 1942-43  
 SIMS, Keith (G) 1944-45  
 SIMS, Wayde (F), 2016-18  
 SIMS, Wayne (F) 1987-91  
 SIMS, Willie (G) 1977-81  
 SINGLETON, Vernel (C) 1988-92  
 SLOANE, LeGrand W. (F) 1942-43  
 SMITH, Allen (G) 1959-60  
 SMITH, Jabari (C) 1998-00  
 SMITH, Nick (F) 1925-28  
 SMITH, Terry (G) 1965-66  
 SMITH, Tom (G) 1930-33  
 SMITH, . . . . 1909-10  
 SPEIGHT, Carlton, 2014-15  
 SPENCER, Bo (G), 2007-10  
 SPENCER, Duane (F) 1995-96  
 SPILLER, S. (G) 1909-10  
 SQUIRES, . . . . (F) 1929-30  
 STANFEL, Rich (C) 1982-83  
 STAYTON, Bill (G) 1931-33  
 STEPHENS, Reed (F) 1947-48  
 STEVENS, Ed (G) 1930-31

**Jose Vargas**



**Apple Sanders**



STEVENS, Norman G. "Steve" (G) 1922-26  
 STONE, Orval (F) 1949-51  
 STOREY, M. (G) 1937-38  
 STRINGER, Andre (G), 2010-14  
 SWIFT, Stromile (F) 1998-00

## T

TANNEHILL, George M. (F) 1928-31  
 TANNEHILL, T. (C) 1930-32  
 TARASOVIC, George (F) 1951-52  
 TAYLOR, Derrick (G) 1981-82; 83-86  
 TAYLOR, Jeff (G) 1971-73  
 TAYLOR, H. A. "Red" (F) 1927-28  
 TEMPLE, Collis (C) 1971-74  
 TEMPLE III, Collis (G) 1999-03  
 TEMPLE, Garrett (G), 2005-09  
 TERREBONNE, Greg (G), 2006-08  
 THIGPEN, Tommy P. (C) 1964-67  
 THOMAS, Quenton (G) 1994-95  
 THOMAS, Tyrus (F), 2005-06  
 THOMPSON, Charlie (G) 2000-04  
 THOMPSON, Dick (G) 1947-51  
 THOMPSON, T. (C) 1938-40  
 THORNALL, Bill (F) 1942-43  
 THORNTON, Marcus (G), 2007-09  
 THORNTON, Quintin (F), 2007-09  
 THORNTON, Sam B. 1922-23  
 TIPTON, Wayne (F-G) 1964-67  
 TITUS, Brandon (G) 1992-94  
 TONKOVIICH, Dawn (G) 1971-74  
 TONN, R. W. "Ruddy" Jr. (F) 1930-32  
 TORRANCE, Jack (C) 1931-34  
 TRACEY, Dennis (G) 1988-90  
 TRIBBETT, Jeff A. (G) 1967-70  
 TRICHELLE, Bert (F) 1935-36  
 TUCKER, Reggie (G) 1997-98  
 TUDOR, Bobby (F) 1954-55  
 TUDOR, John (G-F) 1980-84  
 TURK, Dave (F) 1962-63  
 TURNER, Ralston (G), 2010-12  
 TURNLEY, J. E. "Bob" (G) 1943-44


## U

UFFMAN, Kenneth (F) 1947-48  
 USSERY, Stephen (F) 1988-89


## V

VANCE, Damon (C) 1983-84  
 VANCE, Griff D. (F) 1938-41  
 VARGAS, Jose (C) 1984-88  
 VIAL, Reed (G), 2016-18  
 VICTOR II, Craig (F), 2015-16  
 VOIGHT, Ken L. Jr (G) 1966-68  
 VOOGD, Ben (G), 2005-07

**Anthony Wilson**



**DeWayne Scales**



## W

WADE, Malcolm "Sparky" (G) 1932-35  
 WALDEN, Henry E. (C) 1912-15  
 WALTERS, Bill (G) 1942-43; 45-47  
 WALTERS, Jack (F) 1935-36  
 WALTON, Adam (F) 1995-97  
**WATERS, Tremont (G), 2017-18**  
 WARNER, Jack (G) 1996-97; 99-00  
 WARREN, Storm (F), 2008-12  
 WASHINGTON, Rogers (F) 1995-97  
 WEBB, Charlie L. (G) 1942-43; 45-47  
 WEBER, S. R. "Chink" (G) 1922-23  
 WELCH, Jim (C) 1936-37  
 WELLS, Wendell Wally (G) 1934-37  
 WESLEY, Bob (F) 1952-53  
 WHIPPLE, Xavier (G) 2001-05  
 WHITE, Hamp (G) 1963-65  
 WHITE, H. H. (G) 1915-16  
 WHITE, Joe (C) 1955-57  
 WHITE, Malcolm (F), 2010-12  
 WHITEHURST, Charles (F) 1954-55  
 WHITTLE, Bill (F) 1970-73  
 WILKINSON, J. P. (G) 1912-16  
 WILKINSON, W. Scott (G) 1913-17  
 WILKINSON, . . . . (C) 1924-25  
 WILLIAMS, Michael (G), 2012-13  
 WILLIAMS, Jermaine (F) 1998-02  
 WILLIAMS, John (F) 1984-86  
 WILLIAMSON, Maurice (G) 1989-90; 91-93  
 WILSON, Anthony (G) 1983-87  
 WILSON, Bill L. (C) 1962-65  
 WILSON, Edwin (G) 1985-86  
 WILSON, Jason (F) 2000-02  
 WILSON, Les (G) 1926-29  
 WILSON, Nikita (C-F) 1983-87  
 WOLF, Sidney "Izzy" 1918-19  
 WOLFERT, Paul (F), 2002-05  
 WOLFERT, Rick (C) 1972-73, 1974-75  
 WOLFF, Dennis (G) 1973-75  
 WOLFE, Jamaal (G) 1998-99  
 WOMACK, Leroy (F) 1996-97  
 WOODSIDE, Bernard (F) 1985-88

## Y


YATES, Robert P. (G) 1947-51  
 YOUNG, JueMichael (F) 2001-02

## Z

ZIEGLER, Lonlie (C) 1965-66  
 ZINSER, Paul (G) 1953-55

This list represents basketball lettermen since LSU began basketball in 1908-09. The sports information office will appreciate your assistance in correcting any errors. Send all corrections or additions to Kent Lowe, P. O. Box 25095, Baton Rouge, La., 70894

**Bernard Woodside**



# Jersey Numbers

While some of the jersey numbers listed date back to the 1930s, records are somewhat incomplete through the 1950s. If you have changes, additions or corrections, please send them to Basketball SID Kent Lowe at [clowe@lsu.edu](mailto:clowe@lsu.edu) for future updates.

## 0

Brandon Sampson, 2016-18  
Glen Davis, 2006-07

## 00

Charles Carmouche, 2013  
Brian Green, 2000-01-02-03  
Omar Seli-Mance, 1999  
Hernan Montenegro, 1988

## 1

Duop Reath, 2017-18  
Jarell Martin, 2015  
Anthony Hickey 2012-13-14  
Tasmin Mitchell, 2006-07-08-09-10  
Regis Koundjia, 2005  
Tony Gipson, 2003-04

## 2

Brandon Rachal, 2018  
Antonio Blakeney, 2016-17  
Johnny O'Bryant III 2012-13-14  
Chris Beattie, 2010  
Delwan Graham, 2009  
Dameon Mason, 2007-08  
Darrel Mitchell, 2003-04-05  
Brian Beshara, 2000-01

## 3

Tremont Waters, 2018  
Elbert Robinson III, 2016-17  
Henry Shortess, 2014  
Jalen Courtney, 2013  
Garrett Green, 2010-11  
Anthony Randolph, 2008  
Tack Minor, 2004-05-06-07  
Torris Bright, 2000-01-02-03  
Jaamal Wolfe, 1999  
Reggie Tucker, 1998  
Doug Annonson, 1993-94

## 4

Skylar Mays 2017-18  
Keith Hornsby 2015-16  
Corban Collins, 2013  
Chris Bass, 2009-10-11-12  
Ben Voogd, 2006-07  
Regis Koundjia, 2004  
JueMichael Young, 2002  
Stromile Swift, 1999-00  
Gene Nabors, 1996-97  
Jamie Brandon, 1992-93-94  
Fess Irwin, 1987-88  
Joe Schiele, 1947

## 5

Daryl Edwards, 2018  
Kieran Hayward, 2017  
Josh Gray, 2015-16  
Shavon Coleman, 2013-14  
Malcolm White, 2011-12  
Marcus Thornton, 2008-09  
Mildon Ambres, 2004  
Robert Royal, 2001  
Jamal Harrison, 2001  
DeJuan Collins, 1998

Lester Earl, 1997  
Landers Nolley, 1995-96  
Andre Owens, 1993-94  
Justin Anderson, 1992  
Frank Jennings, 1947

## 10

Galen Alexander, 2018  
Branden Jenkins, 2017  
Henry Shortess, 2015-16  
Andre Stringer, 2011-12-13-14  
Daron Populist, 2010  
Greg Terrebonne, 2007-08  
David Fleshman, 2005-06  
Charlie Thompson, 2001-02-03-04  
Rhodaria Caston, 1998  
David Bosley, 1994-95-96-97  
Maurice Williamson, 1990-92-93  
Parker Griffith, 1987-88  
Derrick Taylor, 1982-84-85-86  
Willie Sims, 1978-79-80-81  
Bob Miller, 1976-77  
Eddie Palubinskas, 1973-74

## 11

Jalyn Patterson, 2017  
Shane Hammink, 2013-14  
Bo Spencer, 2008-09-10  
Josh Maravich, 2003-04-05  
Brandon Landry, 1999-00-01  
Djole Palfi, 1995  
Mike Hansen, 1991-92-93  
Anthony Wilson, 1984-85-86-87  
Drexal Allen, 1982  
Mark Alcorn, 1980-81  
Al Green, 1979  
Kenny Gray, 1958  
Roger Sigler, 1956-57  
Charlie "Bubba" Webb, 1947

## 12

Marshall Graves, 2017-18  
Jarell Martin, 2014  
Ronald Martin, 2012  
Aaron Dotson, 2010  
Tyrus Thomas, 2006  
Ronald Dupree, 2000-01-02-03  
Darryl Cooper, 1999  
Sean Gipson, 1993-94  
John Picou, 1991-92  
Lester Scott, 1989  
Darryl Joe, 1987-88  
Johnny Jones, 1981-82-83-84  
Joe Combs, 1958  
Troy Rushing, 1955  
Frank Brian, 1947

## 13

Jeremy Combs, 2018  
Antonio Robinson, 2015  
Eddie Ludwig, 2010-11-12-13  
Terry Martin, 2007-08-09  
Pete Bozek, 2001-02  
Dennis Tracey, 1989-90  
Todd Kinchen, 1988  
John Hudson, 1960-61

## 14

Randy Onwausor, 2018  
Courtney, Jalen, 2011-12  
Garrett Temple, 2006-07-08-09  
Jaime Lloreda, 2003-04  
Quenton Thomas, 1995-96

Kyle McKenzie, 1988-89  
Edwin Wilson, 1986  
Donald Green, 1983  
Matt England, 1981-82  
Stanley Jacobs, 1960-61

## 15

Reed Vial, 2017-18  
Jalyn Patterson, 2015-16  
Dennis Harris, 2010-11  
Magnum Rolle, 2006-07  
Jeremy Comeaux, 1998  
Deuce Ford, 1996  
Ocie Conley, 1985-86  
Joe Johnson, 1984  
Ray Borner, 1982  
Ray Vallery, 1956  
Don Belcher, 1953-54-55

## 17

James Gremillion, 1947

## 20

Brian Bridgewater, 2015-17  
Dave Jackson, 2013  
Zach Kinsley, 2009-10  
Garrett Green, 2008  
Tim Bush, 2003  
Leroy Womack, 1997-98  
Ronnie Henderson, 1994-95-96  
T. J. Pugh, 1991-92  
Jason Cormier, 1989  
Neboisha Bukumirovich, 1985-86-87-88  
John Tudor, 1981-82-83-84  
Jordy Hultberg, 1977-78-79-80  
Donald Newman, 1976  
Randy Herring, 1974-75  
Jim Knudsen, 1972  
Tommy Henner, 1970  
Mark Bernbrock, 1969  
Ken Voigt, 1967-68  
Tommy Collins, 1959  
Bill Walters, 1946  
Abner Wimberly, 1944  
Griff Vance, 1941  
Tommy Thompson, 1939  
Glenn Delafield, 1937

## 21

Aaron Epps, 2015-16-17-18  
Matt Derenbecker, 2011  
Chris Johnson, 2006-07-08-09  
Courtney Trask, 2003  
Jermaine Williams, 2000-01-02  
Brian Beshara, 1999  
Randy Livingston, 1995-96  
Lenear Burns, 1990-91-92-93-94  
Lyle Mouton, 1988-89  
Dennis Brown, 1984-85-87  
Ethan Martin, 1978-79-80-81  
Doug Saylor, 1975-76-77  
Tommy Raborn, 1958  
Don Loughmiller, 1953-54  
Humberto Ramirez, 1944  
Jack Bushman, 1937

## 22

Darcy Malone, 2014-15-16  
Ralston Turner, 2011-12  
Taylor Jacobsen, 2010  
Darrel Mitchell, 2006  
Xavier Whipple, 2002-03-04-05  
Maurice Carter, 1996-97-98-99





# Jersey Numbers

Clarence Ceasar, 1992-93-94-95  
Shawn Griggs, 1991  
Russell Grant, 1988-89  
Greg Perkins, 1983  
J. Brian Bergeron, 1979-80-81  
Kenny Higgs, 1975-76-77-78  
Wade Evans, 1973-74  
Ray Lewis, 1960  
Wayne Monson, 1958  
Troy Rushing, 1956-57  
Jim McNeily, 1954-55  
Gene Murphy, 1949-50  
Vernon McMorris, 1944

## 23

Pete Maravich, 1968-69-70  
Tom Collins, 1958  
Charlie Seitz, 1957  
Don Sebastien, 1954-56  
Joe Ozburn, 1949-51  
Jim McLeod, 1943  
George Haynie, 1941  
Felix Buchanon, 1938  
Ray Giacomini, 1936-37  
Sparky Wade, 1935

**Note: Pete Maravich's number retired in 1970**

## 24

Malik Morgan, 2013-14  
Storm Warren, 2009-10-11-12  
Terrence Simmons, 1997  
Paul Johnson, 1993  
Vernel Singleton, 1989-90-91-92  
John Williams, 1985-86  
Leonard Mitchell, 1981-82-83-84  
Len Breda, 1977-78  
Brent Boyd, 1976  
Dennis Wolff, 1974-75  
Jeff Taylor, 1972-73  
Gary Simpson, 1971  
Richard Hickman, 1968-69-70  
Brad Brian, 1967  
Buddy Shirley, 1966  
Pat Chase, 1965  
Sam Chase, 1962-63-64  
Mahon Edmondson, 1961  
Phil Raisor, 1960  
Bobby Yates, 1949  
Keith Sims, 1945  
Dave Madison, 1942  
Conley Hathorn, 1936-37-38  
Ben Journeay, 1935

## 25

Ben Simmons, 2016  
Jordan Mickey, 2014-15  
Daron Populist, 2011  
Ross Chouest, 2002  
Louis Earl, 1997-98  
Brandon Titus, 1993-94  
Paul Marshall, 1992  
Danny Moscovitz, 1991  
Chris Carrier, 1986  
Joe Costello, 1979-80-81-82  
Randy Coppens, 1975-76-77  
Dawn Tonkovich, 1972-73-74  
John Brantley, 1971  
John Carr, 1970  
Rusty Bergman, 1968-69  
Kenny Drost, 1965-66  
Bob Fetter, 1961-62-63-64  
Dick Davies, 1959-60  
Dick Thompson, 1949-50-51

James McLeod, 1942  
Wendell Wells, 1937

## 26

Talmadge Bozeman, 1940  
Glenn Delafield, 1938

## 27

Elliot Gremillion, 1944  
Raymond Bass, 1942  
Tommy Thompson, 1940  
Woodie Doshier, 1939  
Nolan Miller, 1935, 1936

## 28

Glavis Edwards, 1946  
Ed Lester, 1945  
LeGrand Sloane, 1943  
Felix Buchanon, 1940  
Dick Burge, 1939  
Jack Bushman, 1938

## 29

Edgar "Bud" Turnely, 1944  
John Chaney, 1941-43  
Howard Jackson, 1937  
Audley MacDonald, 1936  
Jack Harris 1935

## 30

Alex Farrer, 2006-07-08-09-10  
Brandon Bass, 2004-05  
Chico Potts, 1998  
Stephen Ussery, 1989  
Bernard Woodside, 1986-87-88  
Theron Cojoe, 1983-84  
Brian Kistler, 1981-82  
Frank Lifetree, 1977-78  
Michael Brown, 1976  
John Enguist, 1973-74  
Tommy Hess, 1970-71-72  
Rick Lupcho, 1968-69  
Buddy Shirley, 1967  
Scott Eowling, 1966  
Judd Cramer, 1964  
George Nattin, 1960-61-62  
Wayne Monson, 1959  
Wilton Dale, 1944  
Dave Madison 1943  
Willie Morgan, 1940-41  
Arnold Bryan, 1937  
Bert Trichel, 1936  
Buddy Blair, 1935

## 31

John Odo, 2014-15  
Jermaine Williams, 1999  
Oliver Brown, 1984-85-86-87  
DeWayne Scales, 1978-79-80  
Mark Smyth, 1977  
Al "Little Apple" Sanders, 1970-71-72  
Ralph Jukkola, 1967-68-69  
Wayne Austin, 1965-66  
Doug Piazza, 1964  
Maury Drummond, 1961-62-63  
Joe Borgini, 1960  
Bobby Lowther, 1943  
W. Shows, 1942  
Frank Doughtry, 1938

## 32

Craig Victor II, 2016-17  
Carlton Speight, 2015

John Isaac, 2012  
Quintin Thornton, 2008-09  
Paul Wolfert, 2003-04-05  
Willie Anderson, 1998-99  
Nick Shepherd, 1996-97  
Harold Boudreaux, 1990-91-92  
Paulo Simoes, 1987-88  
Damon Vance, 1984-85  
Howard Carter, 1980-81-82-83  
Ernest Brown, 1979  
Gary Huffman, 1975-76  
Mickey Heard, 1974  
Terry Smith, 1966  
Randy Geyer, 1964-65  
Ray Lewis, 1962  
Lynn Moon, 1959  
Charley Robert, 1953  
Bobby Boggess, 1949-50-51  
Dick Merrel, 1948  
Clyde Lindsey, 1946  
Hear Miller, 1944  
William Walters, 1943  
Sid Auger, 1936

## 33

Marqus LeDoux, 1999  
Glover Jackson, 1994  
Shaquille O'Neal, 1990-91-92  
Ricky Blanton, 1985-86-87-88-89  
Steffond Johnson, 1982-83-84  
Walter Campbell, 1978-79  
John Breathwit, 1976-77  
Mike Darnall, 1974-75  
Steve Chidley, 1972  
Jere Shockey, 1971  
Jeff Tribett, 1968-69-70  
Kenny Drost, 1967  
Brad Brian, 1965-66  
Steve Cram, 1964  
Ellis Cooper, 1961-63  
Butch Mixon, 1959  
Lynn Moon, 1957-58  
Bob Freshley, 1953-54  
Orval Stone, 1950  
Ray Bass, 1949  
Dick Harris, 1944  
Jack Fulkerson, 1942  
Walker Cress, 1937  
Lloyd Lindsey, 1935

**Note: Shaquille O'Neal's number retired in Dec. 2000**

## 34

Glen Davis, 2005  
Mildon Ambres, 2003  
Cedric Carter, 1998-99  
Alonzo Johnson, 1995  
Randy Duvall, 1990  
Tyrone Black, 1980-81-82-83  
John Shaper, 1971-72  
Kent Johnson, 1970  
Chuck Legler, 1968-69  
Dave Ramsden, 1967  
Harry Heroman, 1964-65-66  
Dave Turk, 1963  
Ray Lewis, 1960-61  
Carey Guglielmo, 1958  
R. R. McCain, 1957  
Paul Zinser, 1954-55  
Joe Dean, 1950-51  
Bill Michaelis, 1949  
Winson Hoover, 1944

# Jersey Numbers

## 35

Mayan Kiir, 2018  
Darnell Lazare, 2004-05-06-07  
Rogers Washington, 1996-97-98  
David Mascia, 1993  
Chris Jackson, 1989-90  
Jerry Reynolds, 1983-84-85  
Lionel Green, 1976-77-78-79  
Glenn Hansen, 1974-75  
Bill Whittle, 1971-72-73  
Danny Hester, 1969-70  
Chuck Legler, 1967  
Larry Henderson, 1965-66  
Jack Belcher, 1964  
Ray Hines, 1960  
Carey Guglielmo, 1959  
Dom Merle, 1957-58  
Dick Holt, 1956  
Norman Magee, 1953-54-55  
Bob Meador, 1949-50-51  
Jim Welch, 1937  
Kernan Banker, 1936

## 36

Bill Bohannon, 1936

## 37

Doc Floyd, 1937  
Buster Bryan, 1936

## 38

W. D. Leathers, 1935-36-37

## 39

Willard Beeson, 1936

## 40

Brian Helquist, 1999  
Durand "Rudy" Macklin, 1977-78-79-80-81  
Paul Kates, 1976  
Carl Siener, 1972-73-74  
Bob Lang, 1970  
Paul Milanovich, 1968  
Wayne Tipton, 1965-66  
Steve Cram, 1963  
Bob McLoughlin, 1962  
Stan Jacobs, 1959  
Bob Loftin, 1958  
Bill Lee, 1954  
Sonny Gregory, 1950  
Jack Hall, 1949  
Wendell Well, 1936

**Note: Rudy Macklin's uniform with No. 40 retired in Feb. 2010.**

## 41

Justin Hamilton, 2012  
Ross Neltner, 2005  
Collis Temple III, 1999-00-01-02-03  
Duane Spencer, 1996-97  
Richard Krajewski, 1989-90-91  
Nikita Wilson, 1984-85-86-87  
Rick Mattick, 1977-78-79-80  
Collis Temple, Jr., 1972-73-74  
Nelson Isley, 1971  
Jere Shockey, 1969  
Bob Grdley, 1968  
Wayne Tipton, 1967  
Pat Chase, 1966

Ronnie Register, 1965

## 42

Antonio Hudson, 2002-03-04-05  
Bob Hall, 1997  
Ben McDonald, 1987-88  
Edwin Wilson, 1986  
Duane DeArmond, 1977-78-79-80  
Willie High, 1976  
Marty Allman, 1971-72-73  
Steve Shumaker, 1968  
Bob Rasmussen, 1967  
Hamp White, 1964-65  
Jim Lindsey, 1949-50

## 43

Lamont Roland, 2000-01  
Misha Mutavdzic, 1995-96  
Geert Hammink, 1989-90-91-92-93  
Jose Vargas, 1985-86-87-88  
Greg Cook, 1978-79-80-81  
Frank LeFevre, 1975  
Ralph Loe, 1973  
Bill Newton, 1970-71-72  
Dave Ramsden, 1969  
Randy LaMont, 1968  
Pete Henry, 1966  
Dick Maile, 1963-64-65  
Norman Card, 1962  
Allen Smith, 1960  
Stan Jacobs, 1959  
Bill Loftin, 1958  
Ken Marten, 1956  
Les Jones, 1953-54  
Perrin Rittner, 1950

## 44

Wayde Sims, 2017-18  
Thomas Davis, 2002-03  
Jason Wilson, 2001  
Adam Walton, 1995-96-97  
Kirk Goehring, 1993  
Wayne Sims, 1988-89-90-91  
Don Redden, 1983-84-85  
Andy Campbell, 1978-79-80-81  
Scott Spencer, 1977  
Ed LeBlanc, 1973-74-75-76  
Tommy Thigpen, 1965-66-67  
Norman Card, 1964  
Howard Keene, 1962-63  
Raymond Arthur, 1961  
Joe Clune, 1960  
Jim Crisco, 1957-58-59  
Byron Johnson, 1949-50  
Bob Meador, 1948

## 45

Brandon Eddlestone, 2014-15-16-17  
Mychal Williams, 2013  
Aaron Dotson, 2011  
Ross Neltner, 2004  
Jack Warner, 1997-98-99-00-01  
Roman Rubchenko, 1993-94-95-96  
Zoran Jovanovich, 1985-86  
Rick Stanfel, 1983  
Gus Rudolph, 1979-80  
Floyd Bailey, 1975-76-77-78  
John Brantley, 1972  
Drew Corley, 1967-68-69  
Lonnie Ziegler, 1965

Bill Wilson, 1963-65  
Tom Conklin, 1961-62  
Phil Raisor, 1959  
Mark Freeman, 1950  
Graves Holloway, 1949

## 50

Joe Combs, 1959  
Bob Pettit, 1952-53-54

**Note: Bob Pettit's number retired in 1954**

## 51

Joshua Badeaux, 2013  
Shawnson Johnson, 2003  
Jason Wilson, 2002  
Scott Bowling, 1965  
Randy Geyer, 1963  
John Bayley, 1961-62  
Carey Guglielmo, 1960

## 52

Jabari Smith, 1999-00  
Jeremy Comeaux, 1998  
Duncan Dowling, 1963  
Tommy Raborn, 1959-60  
Joe Fahey, 1955-56  
Benny McArdle, 1953-54  
Darrell Schultz, 1951

## 53

Stanley Roberts, 1990  
Jack Blecher, 1962-63  
Bob Loftin, 1959

## 54

Brad Bridgewater, 1999-00-02-03  
Garrick Scott, 1995-96  
Norman Card, 1963  
Duncan Dowling, 1962  
Tom Conklin, 1961  
Earl Long, 1959  
Joe White, 1956  
Ned Clark, 1954-55

## 55

Tim Quarterman, 2014-15-16  
Andrew Del Piero, 2012-13  
Kenneth Bridges, 1953





# Maravich CENTER

The Pete Maravich Assembly Center continues to serve as the home of some of LSU's greatest moments in its college basketball history as the Tigers enter their 48th season in the venue they have called their basketball home the longest.

Even after all these years, the Maravich Center is still a great place for basketball on the portable wood playing surface.

The building took on a much needed new look for the 2017-18 season with the magnificent giant side and end video boards installed above the court that allows fans everywhere in the building to have a clear look at video and statistics.

There is also new modern light capabilities that offers some of the best light intensity that has been seen in the history of the building.

The building has seen constant changes since a three-year campaign began in 2005 to spruce up the building by the LSU Athletic Department.

In a year when the building would also become famous worldwide as the site of the largest triage unit in history after Hurricane Katrina, the athletic department was able to finish its renovation in time for the 2005-06 season and turn the building back into a showcase for LSU men's basketball.

An interactive concourse area depicting the history of the great players who have starred for LSU in the building, additional restrooms, new seats throughout the arena have taken the building to a new level. Now, the building features a practice facility for men and women along with a men's locker





## 11.5 Million

Original cost of building -- \$11.5 million; one of the most visible structures on campus.

## NCAAs

Site of two NCAA Men's Regional Basketball Tournaments: 1976, 1986

## NITs

Site of six NIT pre- and post-season events: 1982, 1983, 1987, 1989, 2002, 2009

## 2008, 2009, 2012, 2013, 2014

Site of NCAA Women's Basketball First and Second Rounds in 2008 and 2009; 2012-2014.

## East to West

East-to-West, you can put a football field and still have almost 33 yards of space left.

## North to South

North-to-South, you can put another gridiron and have about 13 yards extra.

## 3,113,380

There are over one-fifth of a million square feet enclosed and over one-quarter of a million square feet throughout for a total of 3,113,380 cubic feet.

## 1,750

A total of 1,750 tons of air conditioning keeps the interior at year-round comfort.

# 13,215

Seats 13,215 spectators after \$5 million renovation to concourse and seating areas.

room complex helping the Assembly Center's appeal for players and fans for years to come.

The Maravich Assembly Center is, like the other venues LSU basketball has bounced around in through its long history, unique in its own way.

Before moving across from Tiger Stadium (in the 1971-72 season), the Tigers set up shop in the Pavilion on the old LSU campus, the Huey Long Field House Gym Armory (now the Cox Communications Academic Center) and the John M. Parker Agricultural Center. LSU and SEC fans knew the latter as the "Cow Palace" as it served as the primary home for LSU basketball for four decades.

But when the LSU Tigers commenced

play in the Assembly Center in the 1971-72 season, it marked the beginning of a new era in LSU Roundball.

The building opened as the LSU Assembly Center, but during the summer of 1988, then Louisiana Governor Buddy Roemer signed legislation changing the official name of the building to the Pete Maravich Assembly Center in honor of the LSU star who had died tragically earlier that same year.

The Maravich Center is also the home for the LSU volleyball, gymnastics and women's basketball teams.







# Practice FACILITY

The modern “workplace” of hoops is helping LSU basketball be a better team and a better program every day.

While the front of the building is dominated by the statues of Shaquille O’Neal and Bob Pettit, it is what goes on inside the facility that is most important to the present and future of the LSU men’s basketball program.

The chance to schedule practice when needed and the chance to get shots up or work on free throws any time is what makes this facility so important.

The facility features exact duplicate full-size gymnasiums. Each has two portable goals and four overhead retractable goals. Both courts are exact replicas of the PMAC competition court. Each gym features a scoreboard, video filming balcony and scorer’s table with video and data connection. Each gym spans 11,324 square feet and includes a regulation NCAA court in length with two regulation high school courts in the opposite direction.

Besides, the men’s gymnasium, the facility is the primary work area for the basketball team with locker room, team lounge, training

room, laundry facility, coaches locker room and storage areas.

The building also includes a central two-story lobby and staircase that ascends to the second level that has a room (The Legends Club) that can hold approximately 500 people for pre-game and post-game functions that leads into the Maravich Center concourse.

The lobby of the building showcases team displays and graphics, trophy cases (featuring the hardware of some of the great seasons) and memorabilia from the long history of LSU basketball.

Also design work is featured in the men’s basketball halfways complete with vibrant pictures that lead players and coaches down to the dressing room rotunda and hallway to the arena floor.

The display and wall graphics were designed by ZE Design of Centerville, Ohio.

The facility was constructed by Guy Hopkins Construction of Baton Rouge based on designs by the firm of Tom Holden Architects of Baton Rouge in a unique joint venture with RDG Sports of Des Moines, Iowa.



**The Legends Club connects to the Maravich Center concourse.**



## Facility Facts

- Project Cost: \$13,913,000
- Ground broken on July 1, 2008
- Contractors: Guy Hopkins Construction of Baton Rouge based on the designs by the firm of Tom Holden Architects of Baton Rouge in a joint venture with RDG Sports of Des Moines, Iowa
- Total Project Area: 58,960 square feet of new construction and 1,100 square feet of renovated construction
- Two state-of-the-art practice gyms each spanning 11,324 square feet; includes a regulation NCAA court in length with two regulation high school courts in the opposite direction
- Each gym has two portable goals and four overhead retractable goals; both are exact replicas of the PMAC competition court
- Each gym can hold up to 800 people for special events
- Each gym features a scoreboard, video filming balcony and scorer's table with video and date connections to enable instant replay
- A central two story lobby and grand staircase ascends to the second level. The lobby showcases team displays and graphics, trophy cases and memorabilia from the past. The displays and wall graphics were designed by ZE Design of Centerville, Ohio.
- On the second level of the facility is the Legends Club that opens to an extension of the Maravich Center concourse. It can hold approximately 500 people for pre-game and post-game functions.
- Other areas of the addition include a Media Interview Area, Men's Basketball Locker Room, Team Lounge, Training Room, Laundry Facility, Coach's Locker Room and storage areas.



**The dressing room rotunda and this brilliant Tiger logo leads one into the LSU Lockerroom.**



**This wall spotlights LSU's eight SEC player of the year honorees.**



**First-team All-Americans from Sparky Wade in 1935 to Ben Simmons in 2016 are also highlighted in the walk down the hallway. New Pictures on this page of these things**



**Another mural spotlights LSU's three "NBA at 50" players -- Bob Pettit, Shaquille O'Neal and Pete Maravich.**



# Maravich Center W-L Records

## LSU vs. Opponents in the PMAC SEC

Alabama – 25-21  
 Arkansas – 17-10  
 Auburn – 28-16  
 Florida – 25-10  
 Georgia – 22-13  
 Kentucky – 17-18  
 Ole Miss – 37-8  
 Mississippi State – 28-20  
 Missouri - 4-0  
 South Carolina – 7-6  
 Tennessee – 18-16  
 Texas A&M - 5-2  
 Vanderbilt – 21-12

## Non-Conference Opponents

UAB -- 2-0	Massachusetts -- 1-0	Towson -- 1-0
Alcorn State -- 3-0	Maryland-Baltimore Co. -- 1-0	Troy -- 5-0
Arizona -- 3-0	McNeese State -- 23-0	Tulane -- 11-1
Arkansas State -- 2-0	Mercer -- 1-0	U.S. International -- 1-0
American - 1-0	Memphis -- 2-0	Utah -- 1-1
Ball State -- 0-1	Michigan -- 0-1	Utah State -- 1-0
Belmont -- 1-0	Middle Tennessee State -- 1-0	Villanova -- 0-1
Bethune-Cookman - 1-0	Miss. Valley State -- 2-0	Virginia - 0-1
Boise State -- 1-0	Montana State -- 2-0	Wake Forest - 1-0
Boston University -- 2-0	Nevada-Las Vegas -- 2-0	Washington -- 2-1
UC-Irvine - 1-0	Nevada-Reno -- 1-0	Washington State -- 2-0
UCLA -- 0-1	New Orleans -- 7-2	West Virginia -- 0-1
UC-Santa Barbara - 1-0	Niagra -- 1-0	Western Kentucky -- 2-0
Cal State Fullerton -- 1-0	Nicholls State -- 15-1	Wichita State -- 0-2
Cal State Los Angeles -- 1-0	Norfolk State -- 1-0	Winthrop -- 1-0
Campbell -- 2-0	North Carolina -- 0-1	Wofford -- 1-0
Charleston -- 2-0	North Carolina A&T -- 2-0	Wright State -- 1-0
Centenary -- 6-0	UNC-Wilmington -- 4-0	Wyoming -- 1-0
Central Connecticut State -- 1-0	Northern Arizona -- 2-0	Xavier -- 1-1
Central Michigan -- 1-0	North Carolina Central -- 1-0	
Chapman -- 1-0	Northern Iowa -- 0-1	
Cleveland State -- 1-0	North Florida - 3-0	
Coastal Carolina -- 0-1	North Texas -- 0-1	
Colgate -- 1-0	Northwestern State -- 10-0	
Connecticut -- 1-0	Ohio State -- 1-0	
Coppin State -- 0-1	Oklahoma - 1-0	
Cornell -- 2-0	Oklahoma City -- 1-0	
Delaware -- 1-0	Oral Roberts -- 4-1	
Delaware State -- 1-0	Oregon State -- 1-0	
DePaul -- 1-1	Pacific -- 1-0	
Drake -- 1-0	Prairie View A&M -- 3-0	
Duke -- 0-1	Radford -- 0-1	
Farleigh-Dickinson -- 1-0	Rhode Island -- 1-0	
Fresno State -- 1-0	Rice -- 2-0	
Gardner-Webb -- 2-0	Robert Morris -- 1-0	
George Mason -- 1-0	St. Peter's -- 2-0	
Georgetown -- 1-0	St. Francis (PA) -- 3-0	
Georgia State -- 1-0	Samford -- 3-2	
Georgia Tech -- 1-0	Sam Houston State -- 3-0	
Grambling State -- 3-0	Savannah State -- 1-0	
Hardin-Simmons -- 3-0	Seton Hall -- 1-0	
Houston -- 6-2	South Alabama -- 2-1	
Houston Baptist -- 2-0	Southeastern Louisiana -- 11-0	
Iona -- 1-0	Southern-BR -- 9-0	
Illinois -- 0-1	Southern-NO -- 1-0	
Indiana State - 1-0	Southern California -- 1-0	
Jackson State -- 3-1	Southern Mississippi -- 5-0	
Kansas -- 0-1	Southwest Texas State -- 1-0	
Kennesaw State -- 1-0	Stanford -- 1-0	
Lafayette -- 1-0	Stephen F. Austin -- 0-1	
Lamar -- 1-1	UT-Chattanooga - 1-0	
Louisiana College -- 1-0	Tennessee-Martin -- 5-0	
Louisiana-Lafayette -- 6-0	Tennessee State -- 1-0	
Louisiana-Monroe -- 6-0	Texas -- 4-1	
Louisiana Tech -- 1-1	Texas A&M CC -- 1-0	
Louisville -- 0-1	Texas Christian -- 0-1	
Loyola (Chicago) -- 2-0	Texas-El Paso -- 1-0	
Loyola (New Orleans) -- 1-0	Texas-Pan American -- 3-0	
Loyola Marymount -- 2-0	Texas Tech -- 1-0	
LSU-Shreveport (exh) -- 1-0	Texas Southern -- 2-0	
Maine -- 1-0		
Marquette -- 1-0		
Marist -- 2-0		
Maryland -- 1-0		



## Year-by-Year at Maravich Assembly Center

YEAR	GAMES	RECORD	SEC	NON-CONF.
1971-72	12	8-4	5-4	3-0
1972-73	12	8-4	5-4	3-0
1973-74	14	9-5	4-5	5-0
1974-75	12	6-6	4-5	2-1
1975-76	16	10-6	4-5	6-1
1976-77	16	11-5	5-4	6-1
1977-78	15	11-4	7-2	4-2
1978-79	14	13-1	8-1	5-0
1979-80	14	12-2	7-2	5-0
1980-81	15	15-0	9-0	6-0
1981-82	13	9-4	7-2	2-2
1982-83	15	11-4	6-3	5-1
1983-84	14	12-2	8-1	4-1
1984-85	15	13-2	8-1	5-1
1985-86	16	13-3	6-3	7-0
1986-87	16	10-6	5-4	5-2
1987-88	15	11-4	7-4	4-0
1988-89	16	11-5	7-2	4-3
1989-90	18	16-2	8-1	8-1
1990-91	16	15-1	8-1	7-0
1991-92	16	12-4	6-2	6-2
1992-93	17	15-2	6-2	9-0
1993-94	14	8-6	3-5	5-1
1994-95	16	9-7	3-5	6-2
1995-96	18	11-7	3-5	8-2
1996-97	15	9-6	3-5	6-1
1997-98	16	8-8	1-7	7-1
1998-99	16	12-4	4-4	8-0
1999-00	16	15-1	7-1	8-0
2000-01	16	9-7	1-7	8-0
2001-02	17	12-5	4-4	8-1
2002-03	18	16-2	6-2	10-0
2003-04	15	12-3	5-3	7-0
2004-05	15	14-1	8-0	6-1
2005-06	16	14-2	8-0	6-2
2006-07	18	14-4	5-3	9-1
2007-08	15	9-6	3-5	6-1
2008-09	21	19-2	7-1	12-1
2009-10	18	11-7	2-6	9-1
2010-11	18	8-10	1-7	7-3
2011-12	15	11-4	6-2	5-2
2012-13	17	14-3	6-3	8-0
2013-14	16	13-3	7-2	6-1
2014-15	17	13-4	5-4	8-0
2015-16	18	15-3	8-1	7-2
2016-17	16	8-8	1-8	7-0
2017-18	18	14-4	6-3	8-1
<b>TOTALS</b>	<b>742</b>	<b>549-193</b>	<b>253-150</b>	<b>296-42</b>
<b>47 YEARS</b>		<b>.740</b>	<b>.628</b>	<b>.876</b>

# Maravich Center Attendance

## Home Attendance at the PMAC

YEAR	GAMES	ATTENDANCE	AVERAGE
1971-72	12	93,876	7,823
1972-73	12	110,881	9,240
1973-74	14	144,105	10,293
1974-75	12	99,589	8,299
1975-76	16	124,362	7,773
1976-77	16	133,636	8,352
1977-78	15	148,423	9,895
1978-79	14	177,964	12,712
1979-80	14	175,339	12,524
1980-81	15	205,622	13,708
1981-82	13*	171,305	13,177
1982-83	15*	180,795	12,053
1983-84	14	177,596	12,685
1984-85	15	195,927	13,062
1985-86	16#	201,820	12,614
1986-87	16\$	165,182	10,324
1987-88	15@	174,414	11,628
1988-89	16	192,016	12,001
1989-90	18&	246,257	13,681
1990-91	16	214,473	13,404
1991-92	16	209,345	13,084
1992-93	17	193,632	11,390
1993-94	14	152,117	10,866
1994-95	16	172,888	10,806
1995-96	18	165,710	9,206
1996-97	15	111,722	7,448
1997-98	16	114,266	7,142
1998-99	16	123,941	7,746
1999-00	16	168,784	10,549
2000-01	16	129,709	8,106
2001-02	17*	145,078	8,534
2002-03	18	156,368	8,687
2003-04	15	140,321	9,355
2004-05	15	141,139	9,409
2005-06	16	151,499	9,469
2006-07	18	180,038	10,002
2007-08	15	128,469	8,565
2008-09	21	217,834	10,373
2009-10	18&	160,836	8,935
2010-11	18	128,749	7,153
2011-12	15	129,910	8,661
2012-13	17	130,105	7,653
2013-14	16	142,567	8,910
2014-15	17	151,249	8,897
2015-16	18	204,890	11,383
2016-17	16	112,307	7,091
2017-18	18*	162,533	9,030
<b>TOTALS</b>	<b>742</b>	<b>7,459,551</b>	<b>10,053</b>

\* - Includes one National Invitation Tournament post-season game

# - Includes two NCAA Tournament SE Regional games

\$ - Includes one Pre-Season NIT game

@ - Includes two SEC Tournament games

& - Includes two Pre-Season NIT games

## Top Paid Attendances In Current Seat Configuration (2006-present)\*

1.	13,997	Kentucky	Feb. 10, 2015
2.	13,882	Oklahoma	Jan. 30, 2016
3.	13,839	Xavier	Jan. 24, 2009
4.	13,610	Arkansas	Jan. 16, 2016
5.	13,600	Alabama	Jan. 13, 2018
6.	13,573	Kentucky	Jan. 5, 2016
T7.	13,468	Florida	Feb. 27, 2016
T7.	13,468	Georgia	Jan. 25, 2006
9.	13,345	Florida	Feb. 24, 2009
10.	13,249	Vanderbilt	March 4, 2009
11.	13,123	Mississippi State	Feb. 6, 2016
12.	13,121	Connecticut	Jan. 6, 2007
13.	13,083	Kentucky	Feb. 6, 2010
14.	12,928	Texas A&M	Feb. 13, 2016
15.	12,698	Arkansas	Jan. 31, 2009
16.	12,507	Ole Miss	March 4, 2006
17.	12,401	Florida	Feb. 24, 2007
18.	12,133	Ole Miss	Jan. 13, 2016
19.	12,124	Kentucky	Jan. 28, 2014
20.	12,104	Wake Forest	Dec. 29, 2015

\*Note: Capacity after remodeling of seating area prior to the 2005-06 season dropped to 13,215.

## Top Paid Men's Basketball Attendances at Maravich Center (1972-2005)

	ATTENDANCE	OPPONENT	DATE
1.	15,694	Ole Miss	Feb. 25, 1981
2.	15,399	Ole Miss	Jan. 19, 1991
3.	15,242	Alabama	Jan. 21, 1989
4.	15,192	Kentucky	Jan. 19, 1981
5.	15,109	Vanderbilt	Jan. 2, 1991
6.	15,093	Auburn	Jan. 20, 1982
7.	14,987	Ole Miss	Feb. 1, 1989
8.	14,799	Ole Miss	Jan. 21, 1995
9.	14,687	Tennessee	Jan. 24, 1981
10.	14,568	Auburn	Jan. 15, 1979
11.	14,551	Kentucky	Feb. 11, 1978
11.	14,551	UCLA	Dec. 17, 1994
13.	14,486	Auburn	Feb 9, 2000
14.	14,460	McNeese State	Jan. 20, 1992
15.	14,449	Vanderbilt	Jan. 7, 1981



(Front Row) Blackie Banker, Wally Wells, Henry Young, Sparky Wade, Nolan Miller, Guy Ottwell, Milford McDonald, Mac Michael.

(Back Row) Judge Bryan, Bill Leathers, Shongaloo Lindsey, Sid Adger, Texas Bohannon, Red Beeson, Jack Harris, Ben Journeay, Buddy Blair.

# 1935

**Winner American Legion Bowl - Atlantic City, N. J.**  
**Southeastern Conference Champions**  
**Coach Harry Rabenhorst • Record 14-1, 11-0**

## NATIONAL CHAMPIONS

It was a different time and a different era. But in 1935, in the days before the NCAA Tournament and the National Invitation Tournament sprung to life and created true March Madness, there was a national championship being claimed on the hardwood at LSU.

Led by the school's first All-American, Sparky Wade, and Buddy Blair, the Tigers of 10th year head coach Harry Rabenhorst pulled off a feat that many people feel is the first magical moment of LSU basketball. The Tigers, after a 13-1 regular season and a co-championship in the Southeastern Conference, went to Atlantic City and played the best team in the East, the Pittsburgh Panthers, and won.

They called Wade the "Little Giant from Jena," and he could make a basketball do almost anything. He was 5-6 and a smaller preview of what would come in the late 1960s with Pete Maravich.

In 1935, the Tigers had a very favorable schedule that saw them play only three of 14 games away from the comfort of the Gym-Armory. The road games weren't bad trips at all, even in those days. One was to Houston to face Rice and the other two were to New Orleans to face Tulane.

The only loss of the season was that game against Rice, 56-47. Wade jokingly said in later years of that game, "The Rice Gym was an old auditorium with one chandelier with twenty-five watt bulbs. You could not see your feet or the color of uniforms. Even the floor was unwaxed."

But that was the only time the Tigers stumbled. Ironically, there was no SEC Tournament that particular year so LSU and Kentucky would not meet in basketball that season. Kentucky, undefeated in the conference, had not lost to LSU in a hoops contest and wouldn't until 26 years later.

So LSU and Pittsburgh were invited to the



battle for the American Legion Bowl before some 5,000 at the Atlantic City Auditorium. LSU won by four, 41-37, but that tells so little of the story.

It was April 13, 1935. Doc Carlson's Panthers were 18-5 on the season. The Tigers started out very, very slow at a time when scoring points could be easily at a premium. The Tigers trailed 18-4 and still were down by nine, 26-17, at the half.

Gradually LSU rallied back. Buddy Blair made a long shot to give LSU a 35-33 lead. He then followed it with the next six points for the Tigers. Pittsburgh outscored LSU 17-16 in field goals, but LSU had a 9-3 advantage from the free throw line.

Blair led all scorers with 20 points, Shongaloo Lindsey added eight, Sparky Wade five, Jack Harris four and Arnold Bryan and Ben Journeay two apiece. While Wade's point total was down, his ball handling and court presence meant much to LSU's win.

The Advocate trumpeted the news the next day: "Louisiana State University, power

in the Southeastern Conference, came from far behind tonight to defeat the University of Pittsburgh, Eastern Conference champion, 41-37, in their intersectional basketball game."

"The Bayou Tigers from Baton Rouge, trailing 26-17 at the half, smothered Pittsburgh in the second half with their flashy passing and scored goal after goal from the field."

"Pittsburgh used a figure-eight offense," Buddy Blair once said. "We had not seen this before and it hindered us in the first half. In the second half, we got our fast break going and just about ran them crazy."

In the days before Bob Pettit arrived on campus, Harry Rabenhorst said in 1951 that Wade was head and shoulders the best player on campus. "We've had some great boys here at LSU. We've had some great ones, but Sparky Wade was the most spectacular and most colorful. He was a showman and probably the greatest dribbler in basketball. Sparky came to delight the fans. He never came up short on that count."

"I'm not as great as they say I am," Sparky once said. "I'm just a little fellow – five-eight if I stretch – but you know, basketball is the silliest game in the world. You have 10 guys and only one basketball, and if I have the ball, who can beat me?"

In 1935, only one team could beat the Tigers and powerful Pittsburgh couldn't stop a second half onslaught that led to a special moment in LSU basketball: a chance to claim a national championship.


In 1994, the remaining living members of the team were honored and a banner lowered from the Maravich Center to forever honor the accomplishments of this great team in Tiger basketball history.

In 2009, the widow of Sparky Wade and her family took part in LSU basketball's 100th anniversary celebration as Wade was named one of the 16 members of the LSU All-Century team.



# Final Four Legacy

Four NCAA Final Fours for LSU: 1953, 1981, 1986, 2006. All with different heroes and much different circumstances. LSU's first Final Four appearance came at the time when it wasn't a media event in the days before television. The second came at a time when the LSU program was at a zenith, winning 17-straight conference games. LSU's 1986 Final Four trip came when LSU fans least expected it, or even imagined it. LSU returned to the Final Four again in 2006, taking a conference championship season and moving through the tournament, upsetting the No. 1 team in the tournament and the country in the process. Here's a brief look at LSU's four NCAA Final Four appearances:



## 1953

**Record: 22-3, 13-0 in the SEC • Coach: Harry Rabenhorst**

The NCAA Tournament was enlarged to a whopping 22 teams in 1953, adding four new conference winners and two more at-large entries. LSU, led by junior Bob Pettit, went through the conference undefeated in a year when Kentucky was barred from fielding a team, and advanced to the Final Four in Kansas City by downing Lebanon Valley (89-76) and Holy Cross (81-73). The Tigers were unable to sustain the momentum in the national semifinals, losing to Indiana, 80-67.



## 1981

**Record: 31-5, 17-1 in the SEC • Coach: Dale Brown**

It has been over 30 years since LSU fans were "Silly in Philly" over LSU's trip to the Final Four. It was a year in which an LSU team, which featured Durand "Rudy" Macklin, Greg "Cookieman" Cook, Ethan Martin, Howard Carter, Leonard Mitchell and Willie Sims among others, would win 26 straight games, including the first 17 in the league to advance as high as No.2 in the nation. Coach Dale Brown got the draw he wanted in the tournament, a route that would take him to the Final Four through the Louisiana Superdome. With the majority of 30,000-plus fans on hand pulling for LSU, the Tigers beat Arkansas (72-56) and Wichita State (96-85) in the regional rounds to advance to the Final Four. But Macklin was hurt in the Wichita game and was less than 100 percent. Again Indiana would be the team to beat LSU in the national semifinals, 69-47.



## 1986

**Record: 26-12, 9-9 in the SEC • Coach: Dale Brown**

A season that started 14-0, had a chickenpox scare in the middle, and finished the regular season with eight losses in the last 13 games, still had much promise to it at the end. The Tigers, coming off an SEC Championship the year before, still showed enough to earn a spot in the NCAA Tournament field of 64. LSU was seeded 11th, but would get to play its first two games in the then LSU Assembly Center. The Tigers first beat Purdue in double-overtime, then used an Anthony Wilson buzzer beater to down Memphis. From there, it was a win over Georgia Tech and then Ricky Blanton, Don Redden, Wilson and Derrick Taylor pulled off the impossible, beating Kentucky in the regional finals after the Wildcats had won three previous meetings earlier in the year. LSU was at that time the lowest seed ever to make the NCAA Final Four, a mark that stood until 2006.



## 2006

**Record: 27-9, 14-2 in the SEC • Coach: John Brady**

The Tigers won the Southeastern Conference with a 14-2 record, extending an unbeaten string of SEC wins in the Maravich Assembly Center to 17 games dating back to March 2004. LSU was the fourth seed in the NCAA Tournament's Atlanta Regional and was sent to Jacksonville, Fla., to begin tournament play. After dispatching Iona in the first round, LSU's battle with Texas A&M would be the first of three-straight epic battles that LSU would face on the road to the Final Four. It would take a Darrel Mitchell three-pointer with less than five seconds to play to get LSU the Round of 16, with a 58-57 win over the Aggies. The Tigers advanced to the Atlanta Regional semifinals where LSU downed the tournament top seed and the nation's No. 1-ranked team, Duke, and then went on to knock off No. 9 Texas in overtime, 70-60, to bring LSU back to the Final Four for the first time in 20 years.



**LSU Head Basketball Coach  
1932-41; 1945-57**

**29 years  
Record: 340-264**

**1935 National Championship**

**1953 NCAA Final Four**

**1935, 1953, 1954 SEC  
Championships**

**LSU Head  
Baseball Coach  
1925-42; 1946-56**

**27 years  
Record: 220-226-3**

**1939; 1946 SEC Championships**

**Assistant Football Coach, LSU:  
1925-42**

**Assistant Athletic Director,  
LSU: 1947-67**

**Acting Athletic Director, LSU:  
1968**

**Member, Helms Athletic  
Foundation Hall of Fame**

**Member, Louisiana Association  
of Basketball Coaches Hall of  
Fame**

**Member, Louisiana Sports  
Writers Association Hall of  
Fame**

**LSU Athletic Hall of Fame  
Inductee • Class of 2009**

# Harry Rabenhorst

Before there was Dale Brown, there was Harry Rabenhorst. In an era when college basketball wasn't big news and when cable didn't send hundreds of games all across the country, Rabenhorst laid the foundation for those that would follow him in the LSU job.

Like Maravich with Pete, like Dale with Rudy, Chris and Shaq, Rabenhorst coached two of the legends of the game: Sparky Wade and Bob Pettit. Like Brown, he took his team to a Final Four in the days before anyone realized what a major event the NCAA Tournament was. But unlike any other LSU coach, Rabenhorst laid claim to a national championship, mythical though it may have been. It was a year to remember for Rabenhorst, but it was a long way from the end of his career.

The Baton Rouge native, however, came to LSU holding a record of a much different kind. He was a star athlete at Wake Forest in the years following World War I and holds the world record for the single longest punt of 110 yards.

After serving in the U.S. Army in World War I, Rabenhorst began his career in coaching in 1921 at Greensboro High School in Greensboro, N.C. After that, he moved to New Mexico Military Academy where he coached for three seasons before moving back to Baton Rouge and the start of a long and dedicated lifetime of service to LSU.

In any capacity he served, he showed the same gracious understanding of the individual and devotion to duty that have set him apart from the ordinary.

He was a walking encyclopedia of LSU athletics and could recall in a moment the big game, the big play and the individual star of almost every athletic success enjoyed by the Tigers during his tenure.

Few men alive in college athletics numbered among their close personal friends the great and near great personalities who dominated the athletic scene for much of the first 60 years of the 20th century. His list of associates reads like a "Who's Who" of American Collegiate Athletics, names that capture the imagination of sports fans and historians everywhere -- Knute Rockne, Amos Alonzo Stagg, Pop Warner, Fielding Yost, Wallace Wade, Adolph Rupp -- and many more.

Rabenhorst's career at LSU meant more than victories and championships. A popular and respected coach and administrator, he brought LSU distinction with his long and brilliant service and developed athletes who became outstanding students, and later outstanding citizens.



Harry Rabenhorst was a competitor. He was also a gentleman. He proved that you can be both and be successful.

When Coach Rabenhorst passed away in March, 1972, at the age of 73, then athletic director Carl Maddox said, "Coach Raby was revered and respected nationally by the many who came to know him in the world of intercollegiate athletics -- but more significant is the esteem and the love he earned from the men who played for him."

"I always enjoyed competing with him," said Adolph Rupp. "He was a great credit to the game. He developed some of LSU's outstanding players and teams."

He is still revered today by many and joined just the second class of administrators and coaches inducted into the LSU Athletic Hall of Fame in 2009.

Coach Raby was a man for all seasons and still to this day remains one of the league's all-time winningest basketball coaches. Those who played for him, loved him. Those who knew him, respected him. There's not much better can be said.





**LSU Head Basketball Coach  
1972-97**

**25 years  
Record: 448-301**

**1981, 1986  
Final Four**

**1979, 1981, 1986, 1991  
SEC Championships**

**1980  
SEC Tournament Championship**

**1973, 1979, 1981, 1989  
SEC Coach of the Year**

**1981  
National Coach  
of the Year**

**Member, National Collegiate  
Basketball Hall of Fame,  
Inducted 2014**

**Member, La. Sports Writers  
Association Hall of Fame**

**2004 Living Legend for LSU at  
the SEC Tournament**

**Member, LSU Athletic Hall of  
Fame, Inducted 2013**

"...one of the true statesmen  
of college basketball."

- Former Temple Coach John Chaney

# Dale Brown

When he arrived from Washington State via Minot, N. D., there weren't that many basketball fans in the state of Louisiana who knew who Dale Brown was. When he retired after the 1996-97 season, you would have been hard pressed to find a college basketball fan in the country who didn't have some inkling about who Dale Brown was and what he stood for.

When Brown arrived in Baton Rouge in March, 1972, he arrived with a dream that was perceived by many who knew the LSU basketball program as impossible. The dream was to make basketball important in football-crazy Tiger country. When Brown was introduced as the Tiger coach, LSU fans were still remembering the Pete Maravich era. Final Fours? Rudy Macklin? Chris Jackson? Shaq? All a dream. In those years, fans had to be convinced to come to the new arena known as the LSU Assembly Center.

Brown traveled from one end of the state to the other telling all who would listen about the future of LSU basketball. Some thought him foolish. Others questioned his statements. But none who saw or heard him criticized his effort and his tireless energy.

His first LSU team shocked the basketball world by knocking off third-ranked Memphis State in Brown's home opener in December, 1972. The Hustlers, as they were dubbed, gave the competition fits all season long. They won 14 games, finished 9-9 in the SEC and drew praise from all around the country for their determination. For his achievements with a team picked last in the league, Brown was named SEC Coach of the Year, the first of four such honors he would receive.

Starting with the 1976-77 season, the Tigers increased their victory total every year for the next six seasons. The streak was highlighted by a 31-5 record in 1980-81 (the most wins in a season in LSU history) and the first of Brown's two trips to the Final Four. For his success that season Brown was honored as the 1981 National Coach of the Year.

Even more impressive was his second trip to the Final Four in 1985-86 when his Tigers were the lowest seeded team ever to make it to the Final Four after knocking off teams seeded first, second and third in the region (the only team ever to accomplish that feat on the road to the Final Four).

The Tigers won four SEC titles under Brown and only Adolph Rupp and Joe B. Hall at Kentucky won more SEC titles. His 448-301 record with 238 wins in regular season SEC play, put him second behind only Rupp in wins in the league. He was only the third SEC coach to coach 25 years as a head coach in the league.

Brown was part of 38.5 percent of LSU's 1,164 total victories in the first 89 seasons of basketball. Also, no coach in LSU history coached more consecutive games -- 749.

In 1990, Brown was the winning coach, capturing the Gold Medal for the South in the



Olympic Festival in Minneapolis.

Brown was born in 1935 in Minot, a small railroad town in the northwest corner of North Dakota. In high school, he was the leading scorer in both football and basketball at St. Leo's of Minot. As a senior, he was the state scoring leader in basketball with a state record scoring average. He also set a school record in the 440-yard dash.

Brown earned 12 letters in basketball, football and track at Minot State University, making him the school's only athlete to achieve that goal.

John Chaney of Temple called Brown, "...one of the true statesmen of college basketball. His contributions to the game and society have impacted many. He is an outstanding coach and an outstanding person."

Legendary coach John Wooden of UCLA said: "I will always remember Dale for his enthusiasm. There are those who say he is a put-on -- they just can't believe that he can be what he professes. But I never questioned that. He amazed me because there is a lot more depth to the man. He was much more than a basketball coach."

At halftime of the Kentucky game in February 2004, athletics director Skip Bertman and the LSU basketball program honored Coach Brown with a banner in his honor to permanently hang from the rafters of the Maravich Assembly Center.

In March, 2012, the United States Basketball Writers Association at its annual breakfast at the NCAA Final Four weekend in New Orleans, honored Coach Brown and his two Final Four teams.

The honors have continued to come for Coach Brown as in September 2013, he was formally inducted under the coach/administrators category of the LSU Athletic Hall of Fame and in November 2014 he and star player Shaquille O'Neal were inducted into the National Collegiate Basketball Hall of Fame in Kansas City.





**LSU Head Basketball Coach  
1997-2008**

**11 years  
Record 192-139**

**2006  
NCAA Final Four**

**2000, 2005, 2006  
SEC Western Division  
Champions**

**2000, 2006  
SEC Champions**

**2000, 2006  
SEC Coach of the Year**

# John Brady

John Brady's tenure of nearly 11 seasons as the LSU basketball coach can be looked at in many different ways. But his tenure is an important part of the history of the program as he was able to win division and league champions, develop players that captured top league honors on a regular basis and take his team to post-season play. In 2006, he joined Harry Rabenhorst and Dale Brown as the only LSU coaches to take teams to the NCAA Final Four.

Brady was able to take the LSU program and remake it a couple of times during his tenure to go to the NCAA Sweet 16 in 2000 and to the pinnacle of college basketball in 2006, the school's first NCAA Final Four in 20 years. Along the way he won the school's first-ever division titles and won the first outright SEC title in 21 years.

Coach Brady arrived following in the unenviable position of taking over the program after Coach Dale Brown's 25 years. However, Brady arrived with a plan, and while his early teams were undermanned, undersized and underdogs, the team played hard and gave the best of teams problems. But it was the little things that kept them from getting many wins.

Brady's teams would win two SEC titles, three division crowns and at one point had six-consecutive winning seasons, the fourth longest streak of consecutive years with a positive overall record in the program's history.

In 2000, the Tigers advanced to the Sweet 16 as part of a 28-win season, the second-most wins in school history. In 2005, LSU captured the Western Division title and came back the next year for a special season Tiger

fans will always remember.

LSU won 14-of-16 conference games in 2006 to win the title. The Tigers had success in the NCAA Tournament, defeating No. 1 Duke and No. 9 Texas to win the regional title comprised mainly with a lineup of homegrown athletes from the city and the state of Louisiana.

The win over Duke marked the second time that Brady's Tigers defeated a standing No. 1 team as the Tigers also defeated No. 1 Arizona, 66-65, in December 2002 at the Maravich Center, only the second time No. 1 had gone down in the building.


A major part of the success of the LSU program at that time was player development. John Brady coached the SEC Player of the Year three times (Stromile Swift in 2000, Brandon Bass in 2005 and Glen Davis in 2006). He had the SEC Freshman of the Year four times (Torriss Bright in 2000, Brandon Bass in 2004, Glen Davis in 2005, Tyrus Thomas in 2006).

Brady, who ended his career as the third winningest and the third-longest tenured coach in Tiger history, came to LSU after five years at Samford as head coach. Prior to that he served successful stints at Mississippi State and UNO as an assistant coach.

After his LSU days, he coached for eight years at Arkansas State before retiring from coaching following the 2016 season with 402 career wins.




# Coaches of the SEC Era



**Harry Rabenhorst**  
1925-42; 45-57  
29 Seasons  
Record: 340-264



**Dale Morey**  
1942-44  
2 Seasons  
Record: 28-19



**Jess Fatterree**  
1944-45  
1 Season  
Record: 11-7




**A.L. Swanson**  
1944-45  
1 Season  
Record: 4-2



**Jay McCreary**  
1957-65  
8 Seasons  
Record: 82-115



**Frank Truitt**  
1965-66  
1 Season  
Record: 6-20



**Press Maravich**  
1966-72  
6 Seasons  
Record: 76-86



**Dale Brown**  
1972-97  
25 Seasons  
Record: 448-301



**John Brady**  
1997-2008  
11 seasons  
Record: 192-139




**Butch Pierre**  
2007-08  
1 season  
Record: 5-5



**Trent Johnson**  
2008-12  
4 seasons  
Record: 67-64



**Johnny Jones**  
2012-2017  
5 seasons  
Record: 90-72



**Will Wade**  
2017-Present  
1 season  
Record: 18-15



Dale Brown



Press Maravich



John Brady





# All-Time Coaches Record

## By Chronological Order

YEARS	COACH (ALMA MATER)	SEASONS	GAMES	W-L	PCT.
1908-09	E. R. Wingard (Susquehanna)	1	7	5-2	.714
1909-11	J. W. Mayhew (Brown)	2	15	11-4	.733
1911-13	F. M. Long (Oklahoma)	2	15	6-9	.400
1913-18; 19-20	Dr. C. C. Stroud (Tufts)	6	103	82-21	.796
1918-19	R. E. Edmonds (LSU)	1	1	1-0	1.000
1920-21	Branch Bocock (Georgetown)	1	23	19-4	.826
1921-23	Frank "Tad" Gormley (Loyola)	2	36	25-11	.694
1923-24	"Moon" Ducote (Auburn)	1	20	8-12	.400
1924-25	H. E. "Gob" Wilson (Michigan)	1	17	10-7	.588
1925-42; 46-57	Harry Rabenhorst (Wake Forest)	29	604	340-264	.563
1942-44	Dale Morey (LSU)	2	47	28-19	.596
1944-45	Jess Fatherree (LSU)	1	18	11-7	.611
1944-45	*A. L. Swanson (LSU)	1	6	4-2	.667
1957-65	Jay McCreary (Indiana)	8	197	82-115	.416
1965-66	Frank Truitt (Otterbein)	1	26	6-20	.231
1966-72	Press Maravich (Davis-Elkins)	6	162	76-86	.469
1972-97	Dale Brown (Minot St.)	25	749	448-301	.598
1997-98	John Brady (Belhaven)	11	331	192-139	.566
2007-08	*Butch Pierre (Mississippi State)	1	10	5-5	.500
2008-12	Trent Johnson (Boise State)	4	131	67-64	.511
2012-17	Johnny Jones (LSU)	5	162	90-72	.555
2017-	Will Wade (Clemson)	1	33	18-15	.545
<b>1908-2018</b>	<b>22 coaches</b>	<b>110</b>	<b>2713</b>	<b>1534-1179</b>	<b>.565</b>

\* Fatherree left LSU to join the U. S. Army with five games plus the tournament remaining in the 1944-45 season. Swanson replaced him for the balance of the year. Butch Pierre replaced John Brady who was relieved of his coaching duties with 10 games remaining in the 2008 season.

## By Wins

COACH	SEASONS	GAMES	W-L	PCT.
Dale Brown	25	749	448-301	.598
Harry Rabenhorst	29	604	340-264	.563
John Brady	11	331	192-139	.566
Johnny Jones	5	162	90-72	.555
Dr. C. C. Stroud	6	103	82-21	.796
Jay McCreary	8	197	82-115	.416
Press Maravich	6	162	76-86	.469
Trent Johnson	4	131	67-64	.511
Dale Morey	2	47	28-19	.596
Frank "Tad" Gormley	2	36	25-11	.694
Branch Bocock	1	23	19-4	.826
Will Wade	1	33	18-15	.545
J. W. Mayhew	2	15	11-4	.733
Jess Fatherree	1	18	11-7	.611
H. E. "Gob" Wilson	1	17	10-7	.588
"Moon" Ducote	1	20	8-12	.400
F. M. Long	2	15	6-9	.400
Frank Truitt	1	26	6-20	.231
E. R. Wingard	1	7	5-2	.714
Butch Pierre	1	10	5-5	.500
A. L. Swanson	1	6	4-2	.667
R. E. Edmonds	1	1	1-0	1.000

# All-Time Assistant Coaches

Don Chaney -- 1950s  
 Don Kennard -- 1958-61  
 Buddy Bonnette -- 1961-62  
 Greg Bernbrock -- 1964-72  
 Jay McCreary -- 1965-72  
 Jeff Tribbett -- 1971-72  
 Jack Schalow -- 1972-74  
 Homer Drew -- 1972-75  
 Clarence Christenson -- 1972-75  
 Art Tollis -- 1974-81  
 Bob Stinnett -- 1975-77  
 Ron Abernathy -- 1976-91  
 Rick Huckabay -- 1978-83  
 Jordy Hultberg -- 1980-83  
 Tex Winter -- 1983-85  
 Gary Duhe -- 1983-85

Bo Bahnsen -- 1983-87  
 Johnny Jones -- 1984-97  
 Craig Carse -- 1987-94  
 Joe Johnson -- 1987-88  
 Jim Childers -- 1988-96  
 Bob Starkey -- 1991-98  
 Ari Fisher -- 1993-96  
 Bob Boyd -- 1996-97  
 Ricky Blanton -- 1996-97  
 Kermit Davis, Jr. -- 1997-02  
 Butch Pierre -- 1997-08  
 Scott Osborne -- 1998-00  
 Donnie Tyndall -- 1997-01  
 Mike Giorlando -- 2001-04  
 Rickey Broussard -- 2002-04  
 Larry Cordaro -- 2002-04

Nikita Johnson -- 2004-07  
 Scott Soprych -- 2004-07  
 John Treloar -- 2004-08  
 Chad Dollar -- 2007-08  
 Jeff Clapacs -- 2007-08  
 Keith Richard -- 2008-10  
 Chris Bobel -- 2008-10  
 Lynn Nance -- 2010-11  
 Donny Guerironi -- 2008-12  
 Brent Scott -- 2008-12  
 Nick Robinson -- 2009-12  
 Corey McCray -- 2013-14  
 Tom Kelsey -- 2012-15  
 Eric Musselman -- 2014-15  
 David Patrick -- 2012-16  
 Al Pinkins -- 2015-16

Zach Kendrick -- 2011-17  
 Charlie Leonard -- 2012-17  
 Brendan Suhr -- 2015-17  
 Robert Kirby -- 12-13; 2016-17  
 Randy Livingston -- 2016-17  
 Brittany Carvalhido -- 2010-Present  
 Bill Armstrong -- 2017-present  
 Tony Benford -- 2017-present  
 Greg Heiar -- 2017-present  
 Nelson Hernandez -- 2017-present  
 Brian Merritt -- 2017-present  
 Alex Wharton -- 2017-present

\* - Assistant Coaches Roster at LSU (including where available graduate assistants, administrative assistants/director of operations, video coordinators).



# Championship

## BASKETBALL




MEN'S BASKETBALL



NATIONAL CHAMPIONS

1935

LSU



MEN'S BASKETBALL



FINAL FOUR

1953

LSU

MEN'S BASKETBALL



FINAL FOUR

1981

LSU

MEN'S BASKETBALL



FINAL FOUR

1986

LSU

MEN'S BASKETBALL



FINAL FOUR

2006

LSU

MEN'S BASKETBALL

NCAA

TOURNAMENT APPEARANCES

1953 1954 1979  
1980 1981 1984  
1985 1986 1987  
1988 1989 1990  
1991 1992 1993  
2000 2003 2005

LSU

MEN'S BASKETBALL

NCAA

TOURNAMENT APPEARANCES

2006 2009 2015

LSU

MEN'S BASKETBALL



TOURNAMENT CHAMPIONS

1980

LSU

MEN'S BASKETBALL



CHAMPIONS

1935 1953 1954  
1979 1981 1985  
1991 2000 2006

LSU

MEN'S BASKETBALL




CHAMPIONS


2009

LSU


# Championship Basketball



**Shaquille O'Neal**  
 1991 National Player of the Year  
 National Collegiate Basketball HOF  
 Naismith Memorial Basketball HOF



**Dale Brown**  
 1981 National Coach of the Year  
 National Collegiate Basketball HOF



**Pete Maravich**  
 1969 • 1970 National Player of the Year  
 National Collegiate Basketball HOF



**Bob Pettit**  
 National Collegiate Basketball HOF  
 Naismith Memorial Basketball HOF



**Joe Dean, Sr.**  
 National Collegiate Basketball HOF



**Tex Winter**  
 National Collegiate Basketball HOF  
 Naismith Memorial Basketball HOF

**63**  
 First-Team All-SEC Selections

**69**  
 Academic All-SEC Honors

**12**  
 SEC Player of the Year Honors

**9**  
 First-Team All-Americans

**29**  
 Postseason Appearances

**4**  
 NCAA Final Four Appearances

**1**  
 NIT Semifinals Appearance

**1**  
 National Title

**10**  
 SEC Championships

**15**  
 NBA First-Round Draft Picks

**2**  
 NBA No. 1 Pick

**2**  
 NBA No. 2 Picks

**2**  
 NBA No. 3 Picks

**3**  
 Members of NBA at 50 Team

**2**  
 College National Players of the Year


**1**  
 College National Freshman of the Year

**4**  
 Naismith Hall of Fame Members

**6**  
 Collegiate Basketball Hall of Fame Members




# Championship Teams



## 1934-35 LSU Fighting Tigers

14-1, 11-0 • Winner American Legion Bowl - Atlantic City, N. J.  
SEC Champions • Coach Harry Rabenhorst

(Front Row) Blackie Banker, Wally Wells, Henry Young, Sparky Wade, Nolan Miller, Guy Ottwell, Milford McDonald, Mac Michael. (Back Row) Judge Bryan, Bill Leathers, Shongaloo Lindsey, Sid Adger, Texas Bo Bohannon, Red Beeson, Jack Harris, Ben Journeay, Buddy Blair.



## 1978-79 LSU Fighting Tigers

23-6 • SEC Champions  
Coach Dale Brown


(Front Row) Gus Rudolph, Walter Campbell, Al Green, Ernie Brown, Coach Dale Brown, Jordy Hultberg, Willie Sims, J. Brian Bergeron, Ethan Martin. (Back Row) Assistant Coach Ron Abernathy, Duane DeArmond, Lionel Green, Andy Campbell, Rick Mattick, Greg Cook, Durand Macklin, Joe Costello, Assistant Coach Art Tollis.



## 1952-53 LSU Fighting Tigers

22-3 • SEC Champions • NCAA Final Four  
Coach Harry Rabenhorst

(Front Row) Don Loughmiller, Darrell Schultz, Benny McArdle, Norman Magee, Charley Robert. (Middle Row) Coach Harry Rabenhorst, Bill Lee, Leslie Jones, Don Belcher, Kenny Bridges, Assistant Coach John Chaney. (Back Row) Manager Fred Poerschke, James McNeilly, Bob Freshley, Bob Pettit, Ned Clark, P. Brayman.



## 1979-80 LSU Fighting Tigers

26-6 • SEC Tournament Champions  
Coach Dale Brown


(Front Row) Durand Macklin, Tyrone Black, Greg Cook, Andy Campbell, Rick Mattick, DeWayne Scales, Gus Rudolph. (Back Row) J. Brian Bergeron, Jordy Hultberg, Willie Sims, Duane DeArmond, Howard Carter, Mark Alcorn, Ethan Martin.



## 1953-54 LSU Fighting Tigers

20-5 • SEC Champions  
Coach Harry Rabenhorst

(Front Row) Coach Harry Rabenhorst, Jim McNeilly, Ned Clark, Bob Pettit, Bob Freshley, Bill Lee, Assistant Coach John Chaney. (Middle Row) Don Sebastian, Paul Zinser, Norman Magee, Benny McArdle, Don Loughmiller, Manager Fred Poerschke. (Back Row) Les Jones, Roger Sigler, Dick Holt, Troy Rushing, Don Belcher.



## 1980-81 LSU Fighting Tigers

31-5 • Most Wins in LSU History  
SEC Champions • NCAA Final Four • Coach Dale Brown

(Front Row) J. Brian Bergeron, Ethan Martin, Willie Sims, Johnny Jones, Matt England, Mark Alcorn, Brian Kistler. (Back Row) Manager Stan Harris, Assistant Coach Jordy Hultberg, Assistant Coach Rick Huckabay, Howard Carter, Joe Costello, Tyrone Black, Andy Campbell, Greg Cook, Leonard Mitchell, Durand Macklin, John Tudor, Head Coach Dale Brown, Assistant Coach Ron Abernathy, Trainer Dr. Martin J. Broussard



# Championship Teams



## 1984-85 LSU Fighting Tigers

19-10 • SEC Champions  
Coach Dale Brown

(Front Row) Don Redden, Oliver Brown, Ocie Conley, Derrick Taylor, Dennis Brown, Anthony Wilson, Neboisha Bukumirovich. (Back Row) Ricky Blanton, Jose Vargas, Damon Vance, Zoran Jovanovich, Jerry Reynolds, Nikita Wilson, John Williams.



## 1985-86 LSU Fighting Tigers

26-12 • NCAA Final Four  
Coach Dale Brown


(Front Row) Edwin Wilson, Ocie Conley, Derrick Taylor, Don Redden, Anthony Wilson, Neboisha Bukumirovich. (Back Row) Oliver Brown, Ricky Blanton, Jose Vargas, Zoran Jovanovich, John Williams, Bernard Woodside.



## 1990-91 LSU Fighting Tigers

20-10 • SEC Champions  
Coach Dale Brown

(Front Row) Mike Hansen, Danny Moscovitz, Vernel Singleton, Shawn Griggs, John Picou, T.J. Pugh. (Back Row) Administrative Assistant Jim Childers, Supervisor of Athletic Training Dr. Marty Broussard, Assistant Coach Johnny Jones, Lenear Burns, Harold Boudreaux, Geert Hamminck, Shaquille O'Neal, Richard Krajewski, Wayne Sims, Assistant Coach Craig Carse, Head Coach Dale Brown.



## 1999-00 LSU Fighting Tigers

28-6 • SEC Champions • NCAA Sweet Sixteen  
Coach John Brady

(Front Row) Assoc. Coach Kermit Davis, Brandon Landry, Brian Green, Torris Bright, Head Coach John Brady, Jack Warner, Jeremy Comeaux, Jermaine Williams, Asst. Coach Butch Pierre; (Second Row) Admin. Asst. Scott Osborne, Trainer Drew Shea, Ronald Dupree, Brian Beshara, Brad Bridgewater, Jabari Smith, Stromile Swift, Collis Temple III, Lamont Roland, Asst. Coach Donnie Tyndall, Strength Coach Nick Buchholz.



## 2005-06 LSU Fighting Tigers

27-9 • SEC Champions • NCAA Final Four  
Coach John Brady

Front Row (L-R): Academic Advisor Tommy Powell, Glen Davis, Dameon Mason, Tasmin Mitchell, David Fleshman, Tack Minor, Head Coach John Brady, Darrel Mitchell, Ben Voogd, Alex Farrer, Garrett Temple, Darnell Lazare, Manager Jason Reed. Back Row (L-R): Trainer Shawn Eddy, Strength and Conditioning Coach Jeff Dillman, Assistant Coach John Treloar, Associate Head Coach Butch Pierre, Tyrus Thomas, Magnum Rolle, Chris Johnson, Kentrell Gransberry, Assistant Coach Nikita Johnson, Administrative Assistant Scott Soprych, Manager Chris Heine, Manager Louis Ruffino.



## 2008-09 LSU Fighting Tigers

28-7 • SEC Champions  
Coach Trent Johnson

Front Row (L-R): Director of Operations Chris Bobel, Assistant Coach Keith Richard, Head Coach Trent Johnson, Assistant Coach Donny Guerinoni, Assistant Coach Brent Scott, Strength Coach Juan Pablo Reggiaro, Trainer Shawn Eddy. Back Row (L-R): Zach Kinsley, Tasmin Mitchell, Bo Spencer, Garrett Green, Alex Farrer, Chris Johnson, Garrett Temple, Dennis Harris, Terry Martin, Quintin, Thornton, Marcus Thornton, Storm Warren, Chris Bass, Delwan Graham.



# Tigers In the NBA



## NBA TIGERS BY FRANCHISE

### Antonio Blakeney (Bulls)



### Garrett Temple (Grizzlies)



### Jarell Martin (Magic)

#### EASTERN CONFERENCE

##### Atlanta Hawks

Frank Brian	1950-51
Bob Pettit	1954-65
Pete Maravich	1970-74
Rudy Macklin	1981-83
Randy Livingston	1997-98

##### Boston Celtics

Pete Maravich	1980-81
Glen Davis	2007-11
Shaquille O'Neal	2010-11
Chris Johnson	2010-11
Brandon Bass	2011-15
Marcus Thornton	2014-15
Jordan Mickey	2015-17

##### Brooklyn Nets

Jabari Smith	2004-06
Stromile Swift	2008-09
Marcus Thornton	2013-14
Justin Hamilton	2016-17

##### Charlotte Hornets

Garrett Temple	2010-11
Tyrus Thomas	2010-13
Justin Hamilton	2013-14
Johnny O'Bryant III	2017-18

##### Chicago Bulls

Glenn Hansen	1976-77
Ricky Blanton	1992-93
Ronald Dupree	2003-04
Randy Livingston	2005-06
Tyrus Thomas	2006-10
Anthony Randolph	2013-14
Antonio Blakeney	2017-

##### Cleveland Cavaliers

Kenny Higgs	1978-79
Shaquille O'Neal	2009-10

##### Detroit Pistons

Frank Brian	1951-56
Ronald Dupree	2006-07

##### Indiana Pacers

John Williams	1994-95
---------------	---------

##### Miami Heat

Shaquille O'Neal	2004-08
Justin Hamilton	2014-15
Jordan Mickey	2017-

##### Milwaukee Bucks

Jerry Reynolds	1985-88,
	1995-96
Garrett Temple	2010-11
Johnny O'Bryant III	2014-16

#### New York Knicks

DeWayne Scales	1980-82
Rudy Macklin	1982-83
Anthony Randolph	2010-11

#### Orlando Magic

Jerry Reynolds	1989-93
Stanley Roberts	1991-92
Shaquille O'Neal	1992-96
Geert Hammink	1994-95
Brandon Bass	2009-11
Anthony Randolph	2013-14
Jarell Martin	2018-

#### Philadelphia 76ers

Stanley Roberts	1998-99
Jabari Smith	2001-02
Ben Simmons	2017-

#### Toronto Raptors

Ronald Dupree	2010-11
---------------	---------

#### Washington Wizards

DeWayne Scales	1983-84
John Williams	1986-91
Garrett Temple	2012-16
Marcus Thornton	2016-17

#### WESTERN CONFERENCE

##### Dallas Mavericks

Howard Carter	1984-85
Brandon Bass	2007-09

##### Denver Nuggets

Kenny Higgs	1980-82
Howard Cater	1983-84
Mahmoud Abdul Rauf	1990-96
Anthony Randolph	2012-14
Johnny O'Bryant III	2016-17

##### Golden State Warriors

Geert Hammink	1993-96
Randy Livingston	1999-00
Anthony Randolph	2008-10

##### Houston Rockets

Randy Livingston	1996-97
Stanley Roberts	1998-99
Stromile Swift	2005-06
Garrett Temple	2009-10
Marcus Thornton	2015-16
Tim Quarterman	2017-18

##### Los Angeles Clippers

John Williams	1992-94
Stanley Roberts	1992-97
Randy Livingston	2003-04
Glen Davis	2013-14

Brandon Bass 2016-17

##### Los Angeles Lakers

Shaquille O'Neal	1996-04
Maurice Carter	2003-04
Brandon Bass	2015-16

##### Memphis Grizzlies

Mahmoud Abdul Rauf	2000-01
Stromile Swift	2000-05,
	2006-08
Tyrus Thomas	2014-15
Jarell Martin	2015-18
Garrett Temple	2018-

##### Minnesota Timberwolves

Stanley Roberts	1997-98
Ronald Dupree	2005-06
Anthony Randolph	2011-12
Chris Johnson	2013
Justin Hamilton	2015

##### New Orleans Pelicans

Randy Livingston	2002-03
Maurice Carter	2003-04
Brandon Bass	2005-07
Marcus Thornton	2009-11
Chris Johnson	2011-12

##### Oklahoma City Thunder

Jerry Reynolds	1998-89
Randy Livingston	2001-02,
	2006-07
Ronald Dupree	2007-08

##### Portland Trail Blazers

Tim Quarterman	2016-17
----------------	---------

##### Phoenix Suns

Randy Livingston	1999-00
------------------	---------

##### Sacramento Kings

Glenn Hansen	1975-78
Mahmoud Abdul Rauf	1996-98
Jabari Smith	2000-02,
	2003-04
Garrett Temple	2009-10
Marcus Thornton	2011-14
Garrett Temple	2016-18

##### San Antonio Spurs

Garrett Temple	2009-10
----------------	---------

##### Utah Jazz

Pete Maravich	1974-80
Randy Livingston	2004-05

# Tigers In the NBA



## NBA Draft Picks from LSU

YEAR	PLAYER	TEAM	ROUND
1947	Jack Coleman	Indianapolis	
	Bobby Lowther	Indianapolis	
1952	Joe Dean	Indianapolis	1st
1954	Bob Pettit	Milwaukee	1st (2nd pick)
1955	Don Belcher	Fort Wayne	N/A
1960	Dick Davies	St. Louis	8th
1961	Bill Engressor	New York	14th
1965	Dick Maile	Cincinnati	11th
1966	John Jones	Baltimore	5th
1970	Pete Maravich	Atlanta	1st (3rd pick)
	Dan Hester	Atlanta	2nd
1971	Nelson Isley	Buffalo	17th
1972	Al Sanders	Baltimore	4th
1974	Ed Palubinskas	Atlanta	4th
		Utah (ABA)	8th
	Collis Temple, Jr.	Phoenix	6th
		S. Antonio (ABA)	3rd
	Glen Hansen	Kentucky	9th
1975	Glen Hansen	KC-Omaha	2nd
		Memphis (ABA)	44th
1978	Kenny Higgs	Cleveland	3rd
1979	Al Green	Phoenix	3rd
	Lionel Green	Houston	4th
1980	DeWayne Scales	New York	2nd
	Rick Mattick	New Jersey	6th
1981	Greg Cook	New York	2nd
	Durand Macklin	Atlanta	3rd
	Ethan Martin	Cleveland	4th
	Willie Sims	Denver	5th
1983	Howard Carter	Denver	1st
1984	Leonard Mitchell	Cleveland	3rd
	John Tudor	Dallas	9th
1985	Jerry Reynolds	Milwaukee	1st
1986	Don Redden	Denver	3rd
	Derrick Taylor	Indiana	4th
	John Williams	Washington Bullets	1st
	Steffond Johnson	L. A. Clippers	5th
1987	Nikita Wilson	Portland	2nd
	Anthony Wilson	Chicago	5th
1988	Jose Vargas	Dallas	2nd
	Hernan Montenegro	Philadelphia	3rd
1989	Ricky Blanton	Phoenix	2nd
1990	Chris Jackson	Denver	1st (3rd pick)
1991	Stanley Roberts	Orlando	1st
1992	Shaquille O'Neal	Orlando	1st (1st pick)
1993	Geert Hammink	Orlando	1st
1996	Randy Livingston	Houston	2nd
	Ronnie Henderson	Washington	2nd
2000	Stromile Swift	Vancouver	1st (2nd pick)
	Jabari Smith	Sacramento	1st
2005	Brandon Bass	New Orleans	2nd
2006	Tyrus Thomas	Portland	1st (4th pick)
		(traded Chicago)	
2007	Glen Davis	Seattle	2nd
		(traded Boston)	
2008	Anthony Randolph	Golden State	1st (14th pick)
2009	Marcus Thornton	Miami	2nd
2012	Justin Hamilton	Philadelphia	2nd
		(traded Miami)	
2014	Johnny O'Bryant III	Milwaukee	2nd
2015	Jarell Martin	Memphis	1st
	Jordan Mickey	Boston	2nd
2016	Ben Simmons	Philadelphia	1st (1st pick)

## LSU 1st Rd Draft Choices

The Tigers have had 15 players selected in the first round of past NBA Drafts ... Seven times the Tigers have had players drafted in the first four picks, including the No. 1 pick in 1992 (Shaquille O'Neal) and 2016 (Ben Simmons) ... Here's a list of the first-round picks:

**1952 - Joe Dean - Indianapolis Olympians**  
**1954 - Bob Pettit - Milwaukee Hawks (2nd)**

**1970 - Pete Maravich - Atlanta Hawks (3rd)**

**1983 - Howard Carter - Denver Nuggets**  
**1985 - Jerry Reynolds - Milwaukee Bucks**  
**1986 - John Williams - Washington Bullets**


**1990 - Chris Jackson - Denver Nuggets (3rd)**  
**1991 - Stanley Roberts - Orlando Magic**  
**1992 - Shaquille O'Neal - Orlando Magic (1st)**  
**1993 - Geert Hammink - Orlando Magic**

**2000 - Stromile Swift - Vancouver (2nd)**  
**2006 - Tyrus Thomas - Portland (4th)**  
**2008 - Anthony Randolph - Golden State**


**2015 - Jarell Martin -- Memphis Grizzlies**  
**2016 - Ben Simmons -- Philadelphia (1st)**

---

## NBA's 50th ANNIVERSARY TEAM (SELECTED IN 1996)



**Pete Maravich**



**Bob Pettit**



**Shaquille O'Neal**





**Marcus Thornton**



**Glen Davis**

### NBA Most Valuable Player

1955-56	Bob Pettit	St. Louis Hawks
1958-59	Bob Pettit	St. Louis Hawks
1999-00	Shaquille O'Neal	Los Angeles Lakers

### NBA Rookie of the Year

1954-55	Bob Pettit	Milwaukee Hawks
1992-93	Shaquille O'Neal	Orlando Magic
2017-18	Ben Simmons	Philadelphia 76ers

### NBA Comeback Player of the Year

1992-93	Mahmoud Abdul-Rauf	Denver Nuggets
---------	--------------------	----------------

### NBA Finals Most Valuable Player

1999-00	Shaquille O'Neal	Los Angeles Lakers
2000-01	Shaquille O'Neal	Los Angeles Lakers
2001-02	Shaquille O'Neal	Los Angeles Lakers

### All-NBA Rookie Team

2009-10	Marcus Thornton	2nd	New Orleans Hornets
2017-18	Ben Simmons	1st	Philadelphia 76ers

### All-NBA Defensive Team

1999-00	Shaquille O'Neal	2nd	Los Angeles Lakers
2000-01	Shaquille O'Neal	2nd	Los Angeles Lakers
2002-03	Shaquille O'Neal	2nd	Los Angeles Lakers

### NBA All-Star Game Appearances

Shaquille O'Neal	15 (1993-98, 2000-07, 2009)
Bob Pettit	11 (1955-65)
Pete Maravich	5 (1973-74, 1977-79)
Frank Brian	2 (1951-52)

### LSU NBA Champions

Bob Pettit	1958	St. Louis Hawks
Shaquille O'Neal	2000	Los Angeles Lakers
Shaquille O'Neal	2001	Los Angeles Lakers
Shaquille O'Neal	2002	Los Angeles Lakers

Shaquille O'Neal	2006	Miami Heat
Glen Davis	2008	Boston Celtics

### NBA All-Star Game MVP

Bob Pettit	4 (1956, 1958, 1959, 1962)
Shaquille O'Neal	3 (2000, 2004, 2009)

### All-NBA Team Selections

1949-50	Frank Brian	2nd	Anderson
1950-51	Frank Brian	2nd	Tri-Cities
1954-55	Bob Pettit	1st	Milwaukee Hawks
1955-56	Bob Pettit	1st	St. Louis Hawks
1957-58	Bob Pettit	1st	St. Louis Hawks
1958-59	Bob Pettit	1st	St. Louis Hawks
1959-60	Bob Pettit	1st	St. Louis Hawks
1960-61	Bob Pettit	1st	St. Louis Hawks
1961-62	Bob Pettit	1st	St. Louis Hawks
1962-63	Bob Pettit	1st	St. Louis Hawks
1963-64	Bob Pettit	1st	St. Louis Hawks
1964-65	Bob Pettit	2nd	St. Louis Hawks
1972-73	Pete Maravich	2nd	Atlanta Hawks
1975-76	Pete Maravich	1st	New Orleans Jazz
1977-78	Pete Maravich	2nd	New Orleans Jazz
1993-94	Shaquille O'Neal	3rd	Orlando Magic
1994-95	Shaquille O'Neal	2nd	Orlando Magic
1995-96	Shaquille O'Neal	3rd	Orlando Magic
1996-97	Shaquille O'Neal	3rd	Los Angeles Lakers
1997-98	Shaquille O'Neal	1st	Los Angeles Lakers
1998-99	Shaquille O'Neal	2nd	Los Angeles Lakers
1999-00	Shaquille O'Neal	1st	Los Angeles Lakers
2000-01	Shaquille O'Neal	1st	Los Angeles Lakers
2001-02	Shaquille O'Neal	1st	Los Angeles Lakers
2002-03	Shaquille O'Neal	1st	Los Angeles Lakers
2003-04	Shaquille O'Neal	1st	Los Angeles Lakers
2004-05	Shaquille O'Neal	1st	Miami Heat
2005-06	Shaquille O'Neal	1st	Miami Heat

# Tigers In the NBA



## NBA Players from LSU

PLAYER	FROM	TO	G	FG%	3P%	FT%	REB	AST	STL	BLK	PTS	MP	PTS	TRB	AST
Mahmoud Abdul-Rauf	1991	2001	586	.442	.354	.905	1087	2079	487	46	8553	26.7	14.6	1.9	3.5
Brandon Bass	2006	2017	758	.499	.207	.832	3448	608	295	479	6575	21.6	8.7	4.5	0.8
Antonio Blakeney	2017	2018	19	.371	.288	.769	33	20	7	1	151	16.5	7.9	1.7	1.0
Ricky Blanton	1993	1993	2	.429	---	---	3	1	2	0	6	6.5	3.0	1.5	0.5
Frankie Brian	1950	1956	438	.340	---	.821	903	1138	---	---	5379	24.9	12.3	2.4	2.6
Howard Carter	1984	1985	66	.440	.227	.774	89	75	20	4	351	11.4	5.3	1.3	1.1
Maurice Carter	2004	2004	10	.314	.364	.800	11	4	0	0	42	11.0	4.2	1.1	0.4
John Chaney	1950	1950	16	.291	---	.690	---	20	---	---	---	---	4.4	---	1.3
Glen Davis	2008	2015	514	.447	.182	.700	2236	457	357	173	4111	21.1	8.0	4.4	0.9
Ronald Dupree	2004	2011	157	.427	.385	.559	339	100	57	29	555	11.2	3.5	2.2	0.6
Justin Hamilton	2014	2017	113	.459	.306	.750	403	91	61	73	687	17.4	6.1	3.6	0.8
Geert Hammink	1994	1996	8	.400	---	.667	7	2	0	0	14	3.4	1.8	0.9	0.3
Glenn Hansen	1976	1978	112	.412	---	.725	247	93	61	16	588	12.9	5.3	2.2	0.8
Dan Hester	1971	1971	42	.396	.417	.817	234	35	---	---	248	13.2	5.9	5.6	0.8
Kenny Higgs	1979	1982	216	.441	.145	.804	391	944	239	23	1470	20.5	6.8	1.8	4.4
Chris Johnson	2011	2013	71	.562	---	.699	132	13	16	46	205	8.4	2.9	1.9	0.2
Randy Livingston	1997	2007	203	.406	.351	.771	282	415	121	31	773	13.2	3.8	1.4	2.0
Rudy Macklin	1982	1984	160	.449	.000	.776	464	121	82	30	1030	17.2	6.4	2.9	0.8
Pete Maravich	1971	1980	658	.441	.667	.820	2747	3563	587	108	15948	37.0	24.2	4.2	5.4
Jarell Martin	2016	2018	142	.436	.344	.763	586	96	64	65	883	18.3	6.2	3.9	0.7
Jordan Mickey	2016	2018	64	.449	.118	.605	128	17	9	27	152	7.5	2.4	2.0	0.3
Bill Newton	1973	1974	35	.437	.500	.500	65	14	2	0	73	5.4	2.1	1.9	0.4
Johnny O'Bryant	2015	2018	147	.402	.360	.663	352	69	32	19	509	11.5	3.5	2.4	0.5
Shaquille O'Neal	1993	2011	1207	.582	.045	.527	13099	3026	739	2732	28596	34.7	23.7	10.9	2.5
Bob Pettit	1955	1965	792	.436	---	.761	12849	2369	---	---	20880	38.8	26.4	16.2	3.0
Tim Quarterman	2016	2018	19	.438	.333	.400	19	11	1	2	35	4.9	1.8	0.9	0.6
Anthony Randolph	2009	2014	252	.453	.241	.740	1078	187	150	224	1789	15.2	7.1	4.3	0.7
Jerry Reynolds	1986	1996	443	.418	.226	.749	1317	904	486	250	4036	18.9	9.1	3.0	2.0
Stanley Roberts	1992	2000	300	.499	.000	.514	1549	189	110	385	2555	19.6	8.5	5.2	0.6
Al Sanders	1973	1973	4	1.000	---	.667	0	5	0	---	8	6.3	2.0	1.3	0.0
DeWayne Scales	1981	1984	49	.417	.167	.628	140	10	14	5	224	10.6	4.6	2.9	0.2
Ben Simmons	2017	2018	81	.545	.000	.560	659	661	140	70	1279	33.7	15.8	8.1	.82
Jabari Smith	2001	2005	108	.413	.125	.690	178	66	37	26	329	9.8	3.0	1.6	0.6
Stromile Swift	2001	2009	547	.473	.074	.699	2535	275	354	683	4582	19.8	8.4	4.6	0.5
Collis Temple	1975	1975	24	.415	.000	.800	31	15	4	4	42	4.3	1.8	1.3	0.6
Garrett Temple	2010	2018	439	.405	.357	.725	883	728	361	122	2432	19.1	5.5	2.0	1.7
Tyrus Thomas	2007	2015	402	.438	.235	.732	1938	347	328	525	3093	19.7	7.7	4.8	0.9
Marcus Thornton	2010	2017	483	.425	.358	.830	1348	677	405	61	5750	23.4	11.9	2.8	1.4
John Williams	1987	1995	435	.451	.225	.704	2201	1262	566	184	4406	25.2	10.1	5.1	2.9
Nikita Wilson	1988	1988	15	.304	---	.833	11	3	0	0	19	3.6	1.3	0.7	0.2

### Most Career Points


Shaquille O'Neal	28,596
Bob Pettit	20,880
Pete Maravich	15,948
Mahmoud Abdul-Rauf	8,553
Brandon Bass	6,575
Marcus Thornton	5,750
Frank Brian	5,379
Stromile Swift	4,582
John Williams	4,406
Glen Davis	4,111

### Most Career Rebounds

Shaquille O'Neal	13,099
Bob Pettit	12,849
Brandon Bass	3,448
Pete Maravich	2,747
Stromile Swift	2,535
Glen Davis	2,236
John Williams	2,201
Tyrus Thomas	1,938
Stanley Roberts	1,549
Marcus Thornton	1,348

### Most Games Played

Shaquille O'Neal	1,207
Bob Pettit	792
Brandon Bass	758
Pete Maravich	658
Mahmoud Abdul-Rauf	586
Stromile Swift	547
Glen Davis	514
Marcus Thornton	483
Jerry Reynolds	443
Garrett Temple	439





# LSU Athletic Hall of Fame, Louisiana Honors



**Frank Brian speaks to crowd at 2013 LSU Athletic Hall of Fame banquet.**

## LSU Athletic Hall of Fame

The LSU Athletic Hall of Fame is one of the most prestigious athletic clubs that recognizes only the best and brightest of LSU athletes. All student-athletes in the LSU Athletic Hall of Fame must have received their degree at LSU to be eligible.

In 2007, a category was added to allow coaches and administrators into the LSU Hall of Fame. That allowed both coaches Harry Rabenhorst and Dale Brown and trainer Dr. Marty Broussard to enter the prestigious hall.

Listing includes the members of the Hall of Fame involved in LSU Basketball:

**Malcolm "Sparky" Wade** -- Inducted in 1937

**Joe Dean** -- Inducted in 1953

**Bob Pettit** -- Inducted in 1954

**Joe Bill Adcock** -- Inducted in 1978

**Bobby Lowther** -- Inducted in 1978

**Durand "Rudy" Macklin** -- Inducted in 1990

**Shaquille O'Neal** -- Inducted in 2000

**Dr. Martin J. Broussard (Athletic Trainer)** -- Inducted in 2009

**Harry Rabenhorst (Head Coach)** -- Inducted in 2009

**Frank Brian** -- Inducted in 2013

**Dale Brown (Head Coach)** -- Inducted in 2013

**Collis Temple, Jr.** -- Inducted in 2017



**Collis Temple, with his family behind him, accepts his LSU Athletic Hall of Fame honor at the 2017 awards banquet.**

## Louisiana Sports Hall of Fame

To be a member of the Louisiana Sports Writers Hall of Fame is one of the greatest honors that could be bestowed on an athlete from this state or who has performed a portion of his career in this state. Each year's class continues to add to the prestige of the growing list of Hall of Fame inductees. The Hall of Fame ceremonies are conducted each June in Natchitoches at the Natchitoches Events Center just a block from the new multi-million dollar home of the Hall of Fame that opened in June 2013.

A total of 14 men and women who participated in the LSU basketball program either as players or coaches have been inducted in the Hall of Fame. In 2005, LSU's Durand "Rudy" Macklin, a member of the 1981 Final Four team and the No. 1 rebounder and No. 2 scorer in LSU men's history, along with late former LSU women's head coach Sue Gunter were inducted.

In 2009, the late Dr. Martin J. Broussard became the first athletic trainer ever inducted into the Louisiana Sports Hall of Fame.

In 2013, LSU and NBA icon Shaquille O'Neal delighted a packed house for his induction ceremony.

The 14 LSWA Hall of Famers with their years of participation in LSU basketball in parenthesis:

**Buddy Blair** -- (F, 1933-35, member 1935 national champions), inducted 1981

**Frank Brian** -- (F, 1942-43; 1945-47, All-SEC 1943, 1946, two-time NBA All-Star), inducted in 1986

**Dr. Martin J. Broussard** -- LSU athletic trainer for six decades, inducted 2009

**Dale Brown** -- (Coach, 1972-96, 1981, 1986 NCAA Final Four; 1979, 1981, 1985, 1991 SEC Championships, all-time winningest coach at LSU, 448 wins), inducted in 1999

**Joe Dean** -- (F, 1949-52; TV Commentator, LSU Athletic Director, 1987-2000), inducted in 2001

**Sue Gunter** -- (Coach, LSU 1982-2004), inducted into Naismith Hall of Fame, Fall 2005, inducted in 2005.

**Bobby Lowther** -- (F, 1942-43; 1945-48, All-SEC 1946, All-American in 1946 in both basketball and track and field), inducted in 1995

**Rudy Macklin** -- (F, 1976-81, All-SEC 1977, '78, '80, '81, All-America 1981) Second leading scorer, first in rebounding, inducted in 2005.

**Pete Maravich** -- (G, 1967-70, three-time All-American, Division I all-time scorer), inducted in 1984

**Shaquille O'Neal** -- (C, 1989-92, SEC POY 1991, 1992; National Player of the Year 1991; All-American 1991, 92; NBA No. 1 pick, 1992), inducted in 2013

**Bob Pettit** -- (C, 1951-54, two-time All-American, 1953 Final Four member, 10-time NBA All-Star), inducted in 1973

**Harry Rabenhorst** -- (Coach, 1925-42, '45-57, 1935 national championships, 1953 Final Four), inducted in 1970

**Malcolm "Sparky" Wade** -- (G, 1932-35, member 1935 national champions, first LSU All-American), inducted 1962

**Joyce Walker** -- (G, 1981-84, three-time Kodak All-American), inducted in 1997



# Louisiana Awards



Kenny Higgs, with wife Jill, receives his LABC Hall of Fame plaque at the 2011 induction ceremony.



Former Tiger Star John Williams with Coach Dale Brown at 2017 LABC Ceremony

## Louisiana Association of Basketball Coaches

Formed in 1974, the LABC represents the colleges and universities of the state in an effort to promote basketball on all levels in Louisiana.

### LABC Hall of Fame

**Mahmoud Abdul-Rauf** -- (G, 1988-90, played as Chris Jackson, NCAA all-time leading freshman scorer, All-American, 1989-90) -- inducted in 1998.

**Ricky Blanton** -- (F, 1984-86; 87-89, All-SEC 88, 89 ... Member 1986 Final Four team) -- inducted in 2010

**Frank Brian** -- (F, 1942-43; 45-47, All-SEC 1943, 1946, two-time NBA All-Star), inducted in 1987.

**Howard Carter** -- (G, 1979-83, member 1981 Final Four team), inducted 1994

**Dale Brown** -- (Coach, 1972-1997, winningest coach in LSU history), inducted 2005

**Joe Dean** -- (F, 1949-52), LSU Athletic Director, inducted 1985

**Kenny Higgs** -- (G, 1974-78); All-SEC, 1976-78, inducted 2011

**Jerry Reynolds** -- (F, 1982-85, All-SEC 1984, 1985), inducted 2003

**Durand "Rudy" Macklin** -- (F, 1976-78; 1979-81, member 1981 Final Four team, school's all-time leading rebounder), inducted 1987.

**Dick Maile** -- (F, 1962-65), inducted 2005

**Pete Maravich** -- (G, 1967-70, three-time All-American, Division I all-time scorer), inducted in 1977.

**Leonard Mitchell** -- (F, 1981-84, Member 1981 Final Four Team), inducted 2000

**Shaquille O'Neal** -- (C, 1989-92, two-time All-American, National Player of the Year, 1991), inducted 1998.

**Bob Pettit** -- (C, 1951-54, two-time All-American, 1953 Final Four member, 10-time NBA All-Star), inducted in 1976, charter inductee

**Harry Rabenhorst** -- (Coach, 1925-42, '45-57, 1935 national champions, 1953 Final Four), inducted in 1979.

**Don Redden** -- (F, 1982-86, member 1986 Final Four team), inducted 1993

**Roger Sigler** -- (F, 1953-57, All-SEC 1956, '57), inducted 1999

**Collis Temple, Jr.** -- (F, 1971-74), inducted 1995

**Malcolm "Sparky" Wade** -- (G, 1932-35, member 1935 national champions, first LSU All-American), inducted 1977

**John Williams** -- (F, 1984-86), member 1986 NCAA Final Four team, inducted 2017

### LABC Mr. Basketball Award

Given annually by the LABC to someone who has made a significant contribution to basketball in the state of Louisiana.

**Joe Dean** -- inaugural recipient in 1975

**Bob Pettit** -- recipient in 1976

**Dale Brown** -- recipient in 1988

**Shaquille O'Neal** -- recipient in 2000, L.A. Lakers

**Collis Temple, Jr.** -- recipient in 2015

**Jim Hawthorne** -- recipient in 2016

### LABC Don Landry Award

Named in honor of the founder and first president of the LABC, given to someone who has rendered distinguished service and made a significant contribution to the LABC.

**Dale Brown** -- inaugural recipient in 1998.

### LABC Bob Pettit Award

Given to the professional player of the year from Louisiana.

**Shaquille O'Neal** -- recipient in 1994, 1995, Orlando Magic

**Shaquille O'Neal** -- recipient in 2000, 2001, 2002, 2004 L.A. Lakers

**Shaquille O'Neal** -- recipient in 2005, 2006, 2007 Miami Heat.

**Marcus Thornton** -- recipient in 2010 New Orleans Hornets.

**Ben Simmons** -- recipient in 2018 Philadelphia 76ers

### LABC Tommy Joe Eagles Memorial Award

Given to the college coach of the year in Louisiana

**Dale Brown** -- recipient in 1979, 1981, 1986, 1987

**John Brady** -- recipient in 2000, 2003, 2006

**Trent Johnson** -- recipient in 2009

**Johnny Jones** -- recipient in 2015

### LABC Pete Maravich Memorial Award

Given to the major college player of the year in Louisiana

**Durand Macklin** -- recipient in 1981

**Don Redden** -- recipient in 1986

**Nikita Wilson** -- recipient in 1987

**Chris Jackson** -- recipient in 1989, 1990

**Shaquille O'Neal** -- recipient in 1991, 1992

**Stromile Swift** -- recipient in 2000

**Ronald Dupree** -- recipient in 2003

**Brandon Bass** -- recipient in 2005

**Glen Davis** -- recipient in 2006, 2007

**Marcus Thornton** -- recipient in 2009

**Tas Mitchell** -- recipient in 2010

**Jarell Martin** -- recipient in 2015

**Ben Simmons** -- recipient in 2016

### Living Legends - SEC Tournament

1999 -- Bob Pettit

2000 -- Durand Macklin

2001 -- Joe Dean

2002 -- Ricky Blanton

2003 -- Pete Maravich

2004 -- Dale Brown

2005 -- Bobby Lowther

2006 -- Collis Temple Jr.

2007 -- Dick Maile

2008 -- Frank Brian

2013 -- Geert Hammink

2014 -- Chris Jackson

2015 -- Ronald Dupree

2016 -- Stanley Roberts

2017 -- Tasmin Mitchell

2018 -- John Brady

2009 -- Ethan Martin

2010 -- Ned Clark

2011 -- Howard Carter

2012 -- Kenny Higgs

# Media Guidelines

## Credential and Access Guidelines

LSU's goal is to disseminate information as widely, uniformly and fairly as possible using normally accepted media standards.

Media must meet the following guidelines in order to be granted credentials. Only media that meet the criteria and have approved the SEC Media Policy through the request of credentials on the LSU media site at LSUsports.net/media will be allowed to move forward on the credential site to request credentials and consideration for access to LSU Athletic events. No credential requests by media will be accepted by either email or phone, but must go through the credential site at LSUsports.net/media.

The number of credentials issued is limited. A CREDENTIAL DOES NOT NECESSARILY GUARANTEE A SEAT IN THE MEDIA SECTION.

## General

Each Bearer must be and hereby represents that he or she is acting on a specific assignment for an accredited media agency and has a legitimate working function in connection with the Event attended. The credential is not transferable and may be revoked at any time.

The rights and privileges granted to Bearer may be terminated if any term or condition for use of the Credential is breached. The unauthorized use of Credential subjects Bearer to ejection from Event.

## Print

Daily newspapers are eligible to apply for credentials and access to media opportunities. The granting and number of credentials will be based on newspapers' circulation on a space available basis.

Membership in the Louisiana Press Association or membership in the Louisiana Sports Writers Association may be used in determining access to credentials. Weekly newspapers based on space will be limited to non-conference games if space exists.

Specialty publications that cover college basketball or sports in the host site of the two participating schools are eligible to be granted on a space available basis.

Student newspapers from the city of the two teams are able to apply for credentials on the basis of a maximum of two press row seats for dailies and one press row seat for weeklies.

## Television

Television stations that have nightly news broadcasts that originate in the locale of the station that includes sports coverage are eligible to apply for credentials. All other stations will be filled on a space available basis.

Student television stations from the two participating schools are eligible to apply on a space available basis.

The Credential confers on a Bearer a limited non-exclusive and non-transferable license (with no right of sublicense) to use broadcast video feeds of the Event only for regularly scheduled television newscast aired only on television (but not on any form of television available or viewable on the internet, except for a single, non-archived only simulcast by Bearer) within the period expiring at midnight on the seventh day after the Event and NO video used for such purposes shall exceed three minutes. Bearer may not broadcast any video of game action that is broadcast live until the Event has been completed.

## Radio

National and regional networks are eligible to apply for credentials.

Radio stations that employ a full-time sports director or regularly airs sports news or locally-produced talk shows are eligible for apply for credentials. No talk show may have more than one credential and the maximum credentials a station may receive for a game, based on space, is two.

## Internet

Internet sites of the home and visiting school (as determined by the Media Relations or Sports Information Director) are eligible to apply for credentials.

LSU's policy is to issue credentials only to those organizations whose primary purpose is to gather news and disseminating it and for which other commercial activities are ancillary.

Other internet sites must meet each of the following guidelines in addition to meeting the above criteria to be eligible to apply for credentials and access as determined on a space available basis.

- Web site must be a legal corporate entity.
- Web site must provide daily coverage of LSU or the visiting team with its own full-time staff of reporters, photographers and equipment.
- Web site must travel to and cover a majority of away games and all major post-season events.
- Web site must be accredited by the home university as working media.
- Web sites that sponsor message boards, message centers or chat room as their primary function where people are allowed to post anonymous information will not be issued credentials.
- The maximum number of credentials that a web site may receive is two based on space available and the discretion of the media relations or sport information director.

## Internet Use – Video and Audio

Upon execution of a separate agreement with terms and conditions governing the use thereof, Bearer will be afforded access to video and audio of broadcast Events for use on Bearer's official news website(s), at no premium or charge. Otherwise, except as specifically permitted herein (with respect to online, non-archived simulcasts), Bearer shall not post, place, distribute or make available video (or audio from broadcast feeds) of game action of any Event (including any Bearer Generated Video of game action of an Event) on or through the internet or any other new media distribution platform (i.e., any other platform other than print media or a form of television not available or viewable over the internet, except for non-archived simulcasts specifically permitted herein) including, without limitation, wireless handsets, podcasts, cell phones or PDAs.

## Blogging

By acceptance and use of an LSU media credential, the holder agrees to the following conditions as established by LSU and the Southeastern Conference.

## Entrance

The media entrance to the Pete Maravich Assembly Center is through the Northeast Corridor of the Maravich Center. The press workroom is located in that corridor. Access to the press room is limited to those with working credentials. A pre-game meal will be served approximately one hour before tipoff in the area across from the press room in the Northeast Corridor.

## Parking

Media parking is located in lots near the Pete Maravich Assembly Center. Because of limited space, requests for parking should be made with credential requests. It should not be assumed that parking passes will be provided with all media credentials.

## Satellite Trucks

Any outlet using a satellite truck must request satellite truck parking and must have the truck in place at least two hours prior to tipoff. All production and uplink trucks should contact Dreyfus Milstead, Director of the Maravich Center, 225-578-8205 regarding parking and Director of Television Kevin Wagner, 225-578-1797, regarding production truck power hookup.

## Phone Lines

Those writers wishing personal phone lines at press row or in the press room should contact the AT&T Office in Baton Rouge (1-800-238-5501) with LSU Sports Information as the contact.

There are a minimum of four phone lines available for every game for writers in the press room.

## Wireless Internet Access

Wireless Internet access is available in the press room and on press row of the Maravich Center. For information on how to access please ask LSU Basketball SID Kent Lowe.

## Head Coach Will Wade

Coach Wade will be available for phone and in-person interviews on most non-game weekdays during the season. Please coordinate all requests for personal interviews with Coach Wade at least two days in advance through Kent Lowe in the LSU Athletic Communications Office at 225-578-1864.

Coach Wade will, based on the game schedule, make comments at a media session in the practice facility media room two days prior to a game. The sessions will take place prior to the team's practice. He will also take part in the SEC Teleconferences beginning in January. Contact the SEC Office for the phone number.

On the road, Coach Wade will generally not be available once the team leaves Baton Rouge.

## Players

LSU players will be available in the media sessions scheduled before practice two days prior to the game as the schedule permits. Special interviews should be requested 72 hours in advance through the LSU Sports Information Office.

Phone interviews will be handled on a case-by-case basis. NO players will be available for interviews on the road prior to the game.

The team apartments, locker room and team areas of the practice facility are off limits to media representatives at all times.

## Postgame

LSU abides by Southeastern Conference policy regarding equal access to all members of the working media.

The LSU locker room is closed to all media after all games, home and away. Requested players will be brought to the practice facility media room for a group press conference after the 10-minute cooling off period. Coach Will Wade will come to the media room after conducting his post-game radio network locker room. On the road, media members can visit with Wade outside the locker-room or in the home team's interview area if so requested.

## Practices

Practices are closed to the media for the 2017-18 season, with the exception of the first 30 minutes on days of media sessions.

## Key Phone Numbers

Athletic Communications: 225-578-8226  
Athletic Department: 225-334-4578  
LSU Sports Properties: 225-578-7169  
Athletic Ticket Office: 225-578-2184  
Radio: 225-578-1882  
Television: 225-578-1797

The LSU Athletic Communications Office is located on the fifth floor of the LSU Athletic Administration Building in the west parking lot of Tiger Stadium.

## Mailing Address

LSU Athletic Communications  
Athletic Administration Building  
Baton Rouge, La. 70803

## Overnight Mailing Address

LSU Athletic Communications, Room 501  
Athletic Administration Building  
North Stadium Dr. at Nicholson Sr.  
Baton Rouge, La. 70803  
Kent Lowe email: [clowe@lsu.edu](mailto:clowe@lsu.edu)  
Kent Lowe cell: 225-241-4360  
Facebook: [www.facebook.com/LSUBasketball](http://www.facebook.com/LSUBasketball)  
Twitter: @LSUBasketball, @LSUKent, @wwadelSU

# LSU Sports TV Network



## Inside LSU Basketball

Inside LSU Basketball with Will Wade presented by Academy Sports + Outdoors provides a behind-the-scenes look into the LSU basketball program. Each week LSU head coach Will Wade breaks down highlights, provides in-depth analysis, and profiles the 2018-19 Tigers. Inside LSU Basketball is syndicated weekly (see affiliates list) throughout the state of Louisiana and across the south on Cox Sports Television and FOX Sports Net. Inside LSU Basketball debuts December 3, 2016, and runs through March 4, 2017.

## 2018-19 TV Affiliates

Baton Rouge	WBRZ-TV (ABC), Cox Sports Television, Cox 4
Alexandria	KLAX-TV (ABC)
Lafayette	KADN-TV (FOX)
Lake Charles	KLOC-TV
Monroe	KARD-TV (FOX)
New Orleans	WWL-TV (CBS)
Pensacola, FL	WFBD-TV
Shreveport	KSHV-TV
Regional	Cox Sports TV
Regional	FOX Sports Southwest

Affiliates are subject to change. Visit [LSUsports.net/tvaffiliates](http://LSUsports.net/tvaffiliates) to view weekly air dates by affiliate.

# LSU Sports Radio Network

## Radio Network History

The LSU Sports Radio Network, a division of LSU Sports Properties, brings Tiger basketball to LSU fans and alumni around the world. With four 50,000-watt affiliates, three 100,000-watt FM stations and two clear-signal 50,000 watt AM stations, LSU Fighting Tiger Basketball is distributed by satellite throughout the South. The LSU Sports Radio Network is anchored by flagship WDGL Eagle 98.1 FM in Baton Rouge.

The LSU Sports Radio Network is one of the most progressive college radio networks in the country, utilizing an in-house radio studio to originate more than 250 live broadcasts of LSU football, men's and women's basketball, baseball and softball annually.

Eagle 98.1 is also the home of football and baseball. WYPY Talk 107.3 FM serves as a flagship station for women's basketball and softball.

In addition to live games, network programming includes a weekly live coaches' shows for football, men's and women's basketball, and baseball.

## 2019 Radio Network Affiliates

CITY	SHOWS	CALL LETTERS	FREQ.
Baton Rouge (flagship)	BB, WWS	WDGL-FM	98.1
Alexandria	BB, WWS	KSYL-AM	970
Bogalusa	BB, WWS	WBOX-FM	92.9
Jena	BB, WWS	KJNA-FM	102.7
Lafayette/Opelousas	BB, WWS	KLWB-FM	103.7
Lake Charles	BB, WWS	KXZZ-AM	1580
Leesville	BB, WWS	KJAE-FM	93.5
New Orleans	BB, WWS	WWL-AM/FM 870/105.3	
Ruston	BB, WWS	KRUS-AM	1490
Shreveport	BB, WWS	KWKH-AM	1130
Tylertown, Miss.	BB, WWS	WFCG-FM	107.3
Ville Platte	BB, WWS	KVPI-AM	1050

BB Ch. 199, 200, 201

BB – LSU Basketball Games; WWS – The Will Wade Show; Affiliates subject to change. Visit [LSUsports.net/radioaffiliates](http://LSUsports.net/radioaffiliates) for updates.



## The Will Wade Show

The Will Wade Show, presented by Hancock Whitney Bank, a weekly one-hour radio program returns for the 2017-18 season. It is designed to give Tiger fans a chance to visit both live and by phone with LSU Coach Will Wade.

The show will be hosted this season by the Voice of the Tigers, Chris Blair. The show will be broadcast again this year from the recently renovated T. J. Ribs on Acadian Thruway.

Fans have the opportunity to come out and watch the show. There is also a call-in segment that features questions from listeners on the LSU Sports Radio Network, in the Geaux Zone at [LSUsports.net](http://LSUsports.net) and on Twitter.

The first show, with Coach Wade, is Nov. 19 and runs primarily on Mondays through the remainder of the regular season. There is no show the week of Dec. 10, Dec. 24 and Dec. 31.



The Will Wade Radio Show is broadcast from T. J. Ribs on Acadian Thruway.



Former LSU Head Basketball Coach John Brady will join the Voice of the Tigers, Chris Blair, for the second year on the broadcasts.





the exclusive marketing and multimedia rights partner of **LSU** Athletics



### TEAM LSU CORPORATE PARTNERS



### TIGER PARTNERS



FOR MORE INFORMATION REGARDING SPONSORSHIP OPPORTUNITIES WITH LSU ATHLETICS,  
PLEASE CONTACT:

**LSU Sports Properties**  
LSU Athletic Administration Building  
Baton Rouge, LA 70803

**225.578.8883**



# HERE FOR TIGERS

For 30 years, Tiger Athletic Foundation members have brought out the best in LSU student-athletes on and off the field. We were there for Warren Morris' walk off homerun, the Bluegrass Miracle, and the Drive for Five. We were there when funds needed to be raised to build the Cox Communications Academic Center for Student-Athletes and when graduation rates hit an all time high of 88% in 2016. **We are TAF, and we'll always be here for Tigers.**

**JOIN US TODAY**

**TAF**  
LSU TIGER ATHLETIC FOUNDATION



LSUTAF.ORG



# LSU SPORTS MOBILE APPS

The Official iPad, iPhone and Android Apps of LSU Athletics



PRESENTED BY

 **BASF**

We create chemistry

Free live audio, official news, schedules, scores, rosters and live stats.



Download on the  
**App Store**



GET IT ON  
**Google play**

[www.LSUsports.net/apps](http://www.LSUsports.net/apps)

**LSU**sports.net



# Social Media Directory

Connect like never before to your favorite LSU Athletics teams, coaches and departments online and on your smartphone. LSU Athletics' complete Social Media Directory including Facebook pages, Twitter and Instagram accounts are available at [LSUsports.net/connect](https://LSUsports.net/connect).



## TEAMS

	TWITTER
LSU Baseball	@LSUBaseball
LSU Men's Basketball	@LSUBasketball
LSU Women's Basketball	@LSUwbkb
LSU Beach Volleyball	@LSUbeachVB
LSU Football	@LSUfootball
LSU Men's Golf	@LSUMensGolf
LSU Women's Golf	@LSUWomensGolf
LSU Gymnastics	@LSUGym
LSU Soccer	@LSUSoccer
LSU Softball	@LSUSoftball
LSU Swimming & Diving	@LSUSwimDive
LSU Men's Tennis	@LSUTennis
LSU Women's Tennis	@LSUwten
LSU Track & Field	@LSUTrackField
LSU Volleyball	@LSUVolleyball

## COACHES

Ed Orgeron (FB)	@Coach_EdOrgeron
Dave Aranda (FB)	@CoachDaveAranda
Steve Ensminger (FB)	@SteveEnsminger
Jeff Grimes (FB)	@CoachGrimey
Dennis Johnson (FB)	@CoachDJ_
Mickey Joseph	@daboot02
Corey Raymond (FB)	@LSUCoachRaymond
Tommie Robinson (FB)	@TRob_LSU
Nolan Cain (BSB)	@ncain39
Will Wade (BB)	@wvadelsu
Bill Armstrong (BB)	@Coacha15
Tony Benford (BB)	@TonyLBenford
Greg Heiar (BB)	@GregHeiar
Nikki Fargas (WBB)	@NikkiCaldwell
Tasha Butts (WBB)	@TashaButts
Mickie DeMoss(WBB)	@demossmickie
Russell Brock (BVB)	@RussLSUbeach
Garrett Runion (WG)	@GRUN1
Alexis Rather (WG)	@Alexis_Rather
Jay Clark (GYM)	@jayclark886
Brian Lee (SOC)	@LSUBrianLee
Beth Torina (SB)	@BethTorina
Howard Dobson (SB)	@HWDobson
Lindsay Leftwich (SB)	@LLefty18
Dave Geyer (SD)	@LSUCoachGeyer
Jeana Kempe (SD)	@jfooch11
Andy Brandi (MT)	@brandi_andy
Chris Brandi (MT)	@Chris_Brandi
Julia S. Sell (WT)	@LSUJuliaSell
Michael Sell (WT)	@_sellmichaell
Dennis Shaver (TF)	@LSUCoachShaver
Bennie Brazell (TF)	@LSUCoachBrazell
Todd Lane (TF)	@LSUToddLane
Derrek Yush (TF)	@LSUCoachYush
Fran Flory (VB)	@LSUCoachFran
Sarah Rumely (VB)	@SarahRumely
Ethan Pheister (VB)	@Epheister

## DEPARTMENTS

LSU Athletics	@LSUsports
LSUpix.net	@LSUpix
LSUsports.net News Feed	@LSUSportsNews
LSU Academic Center	@LSUAcademicCtr
LSU Athletic Training	@LSUAthTraining
LSU Cheerleading	@LSUCheer
LSU Compliance	@LSUCompliance
LSU Creative	@LSUcreative
LSU Event Management	@LSUEM
LSU Final Score	@LSUfinalscore
LSU Football Equipment	@LSUFBEquipment
LSU Football Video	@LSUFBVideo
LSU Geaux Students	@GeauxStudents
LSU Sports Properties	@LSUSP
LSU Sports Nutrition	@HealthyTigerLSU
LSU Ticket Office	@LSUtix
LSU Tiger Girls	@LSUTigerGirls
Mike The Tiger	@LSUMikeTiger
Mike's Kids Club	@LSUMKC
National L Club	@LSULclub
Tiger Athletic Foundation	@LSUTAF
Tiger Stadium	@LSUTigerStadium

## UNIVERSITY

Official University	@LSU
President F. King Alexander	@LSUprez
University News	@LSUnews

## ADMINISTRATION

Brandon Berrio	@bberri1
Chris Blair	@LSUTigersVoice
Michael Bonnette	@LSUBonnette
Brian Broussard	@BroussardBrian
Emily Dixon	@EmilyVDixon
Quinlan Duhon	@LSUQuinlanDuhon
Jason Feirman	@jfeirman
Bill Franques	@AlexBoxVoice
Nate Fury	@furnate1
Kent Lowe	@LSUKent
Tommy Moffitt	@TommyMoffitt
Robert Munson	@RobertJMMunson
Chris Parent	@ChrisJParent
Judy Willson	JudyWillson10