

ALL [IN]



LSU



BRANDON
SAMPSON

ELBERT
ROBINSON III

DUOP
REATH

ANTONIO
BLAKENEY

CRAIG
VICTOR II

AARON
EPPS

JALYN
PATTERSON

JOHNNY JONES

HEAD COACH • FIFTH SEASON

➤ **80 WINS**

More victories than any LSU basketball coach in first four years as head coach.

➤ **TWO TOP-5 RECRUITING CLASSES**

Brought in some of the nation's top players including NBA stars Jarell Martin, Jordan Mickey and NBA top pick Ben Simmons.

➤ **POSTSEASON**

First coach in LSU history to take the Tigers to postseason play twice in his first four seasons.

➤ **22 YEARS**

Over two decades at LSU as a player, assistant and head coach.

➤ **COMMUNITY SERVICE**

Helped raise \$200,000 for flood aid through Shaq/Coach Johnny Jones golf event. Previous tournament helped build a new basketball court in Baton Rouge.

➤ **13 GRADUATES**

Every player under Coach Jones who has reached senior status has graduated from LSU.



2016-17 LSU Basketball Schedule

DATE	OPPONENT	SITE	TIME
Sat. Nov. 12	WOFFORD (SECN+)	BATON ROUGE	1 p.m.
Tues. Nov. 15	SOUTHERN MISS (SECN+)	BATON ROUGE	7 p.m.
Fri. Nov. 18	NORTH FLORIDA (SECN+)	BATON ROUGE	7 p.m.
BATTLE 4 ATLANTIS			
Wed. Nov. 23	Wichita State (ESPN2)	Bahamas	11 a.m.
Thurs. Nov. 24	Louisville or Old Dominion (ESPN, AXS)	Bahamas	TBA
Fri., Nov. 23	TBA (ESPN, AXS)	Bahamas	TBA
Tues. Nov. 29	HOUSTON (SECN)	BATON ROUGE	8 p.m.
Tues. Dec. 13	NORTH CAROLINA CENTRAL (SECN)	BATON ROUGE	8 p.m.
Sat. Dec. 17	TEXAS SOUTHERN (SECN)	BATON ROUGE	5 p.m.
Mon. Dec. 19	CHARLESTON (SECN+)	BATON ROUGE	7 p.m.
Thurs. Dec. 22	at Wake Forest (ESPNU)	Winston-Salem, N.C.	8 p.m.
Thurs. Dec. 29	*VANDERBILT (ESPNU)	BATON ROUGE	8 p.m.
Wed. Jan. 4	*at Missouri (SECN)	Columbia, Mo.	8 p.m.
Sat. Jan. 7	*MISSISSIPPI STATE (SECN)	BATON ROUGE	2:30 p.m.
Wed. Jan. 11	*at Texas A&M (SECN)	College Station, Texas	7:30 p.m.
Sat. Jan. 14	*ALABAMA (SECN)	BATON ROUGE	2:30 p.m.
Wed. Jan. 18	*at Auburn (SECN)	Auburn, Ala.	7:30 p.m.
Sat. Jan. 21	*at Arkansas (SECN)	Fayetteville, Ark.	7:30 p.m.
Wed. Jan. 25	*FLORIDA (SECN)	BATON ROUGE	8 p.m.
SEC/Big 12 CHALLENGE			
Sat. Jan. 28	at Texas Tech (ESPNU)	Lubbock, Texas	1 p.m.
Wed. Feb. 1	*SOUTH CAROLINA (SECN)	BATON ROUGE	8 p.m.
Sat. Feb. 4	*TEXAS A&M (ESPNU)	BATON ROUGE	8 p.m.
Tues. Feb. 7	*at Kentucky (ESPN)	Lexington, Ky.	6 p.m.
Sat. Feb. 11	*ARKANSAS (SECN)	BATON ROUGE	7:30 p.m.
Tues. Feb. 14	*at Ole Miss (SECN)	Oxford, Miss.	8 p.m.
Sat. Feb. 18	*at Alabama (SECN)	Tuscaloosa, Ala.	2:30 p.m.
Tues. Feb. 21	*AUBURN (SECN)	BATON ROUGE	6 p.m.
Sat. Feb. 25	*at Georgia (SECN)	Athens, Ga.	5 p.m.
Wed. March 1	*TENNESSEE (SECN)	BATON ROUGE	6 p.m.
Sat. March 4	*at Mississippi State (SECN)	Starkville, Miss.	5 p.m.
SEC TOURNAMENT			
March 8-12	TBD (SECN, ESPN)	Nashville, Tenn.	TBA

Home games in CAPS • Times are Central and Subject to Change
 *denotes SEC Games SECN+ = Digital Broadcast

2015-16 LSU Basketball Results

DATE	OPPONENT	SCORE	PAID ATT.
Nov. 13	MCNEESE STATE	W, 81-70	11679
Nov. 16	KENNESAW STATE	W, 91-69	9654
Nov. 19	SOUTH ALABAMA	W, 78-66	9758
Nov. 23	vs. Marquette (at Brooklyn)	L, 80-81	5775
Nov. 24	vs. NC State (at Brooklyn)	L, 72-83 (ot)	4775
Nov. 30	at Charleston	L, 58-70	4761
Dec. 2	NORTH FLORIDA	W, 119-108	89-81
Dec. 13	at Houston	L, 98-105 (ot)	7918
Dec. 16	GARDNER-WEBB	W, 78-57	8896
Dec. 19	ORAL ROBERTS	W, 100-77	10095
Dec. 22	AMERICAN	W, 79-51	9902
Dec. 29	WAKE FOREST	L, 71-77	12104
Jan. 2	*at Vanderbilt	W, 90-82	13380
Jan. 5	*#9 KENTUCKY	W, 85-67	13573
Jan. 9	*at Florida	L, 62-68	11350
Jan. 13	*OLE MISS	W, 90-81	12133
Jan. 16	*ARKANSAS	W, 76-74	13610
Jan. 19	*#10 at Texas A&M	L, 57-71	13888
Jan. 23	*at Alabama	W, 72-70	15383
Jan. 26	*GEORGIA	W, 89-85	10749
Jan. 30	#1 OKLAHOMA	L, 75-77	13882
Feb. 2	*at Auburn	W, 80-68	8051
Feb. 6	*MISSISSIPPI STATE	W, 88-77	13123
Feb. 10	*at South Carolina	L, 83-94	16009
Feb. 13	*#15 TEXAS A&M	W, 76-71	12928
Feb. 17	*ALABAMA	L, 69-76	10703
Feb. 20	*at Tennessee	L, 65-81	19721
Feb. 23	*at Arkansas	L, 65-85	15767
Feb. 27	*FLORIDA	W, 96-91	13468
March 1	*MISSOURI	W, 80-71	9652
March 5	*#22 at Kentucky	L, 77-94	22414
SEC TOURNAMENT-NASHVILLE, TENN.			
March 11	vs. Tennessee	W, 84-75	15222
March 12	#17 vs. Texas A&M	L, 38-71	19108



Intro

- 1 2016-17 Schedule/2015-16 Results
- 2 Contents/Credits
- 3 Quick Facts
- 4 2016-17 Roster
- 5 Season Preview

Tigers

- 7 Antonio Blakeney
- 9 Brian Bridgewater
- 11 Brandon Eddlestone
- 13 Aaron Epps
- 15 Marshall Gaves
- 16 Kieran Hayward
- 17 Brandon Jenkins
- 18 Skylar Mays
- 19 Jalyn Patterson
- 21 Duop Reath
- 22 Elbert Robinson III
- 24 Brandon Sampson
- 26 Wayde Sims
- 27 Reed Vial
- 28 Craig Victor II
- 30 Radio-TV Roster

Coaches

- 31 Coaches of the SEC Era
- 32 All-Time Coaching Records
- 33 Head Coach Johnny Jones
- 41 Robert Kirby, Associate Head Coach
- 42 Brendan Suhr, Associate Coach
- 43 Randy Livingston, Assistant Coach
- 44 Charles Leonard, Director of Ops
- 45 Zack Kendrick, Brittany Carvalho, Support Staff
- 46 Rick LeFebvre, Strength & Conditioning
- 47 Shawn Eddy, Head Basketball Trainer

Review

- 48 2016-17 Season Review
- 51 2016-17 Box Scores
- 59 2016-17 Season Statistics
- 60 2016-17 Scoreboard
- 61 2016-17 Superlatives
- 62 2016-17 Game-by-Game Statistics
- 63 2016-17 Starting Lineups

Preview

- 64 Battle 4 Atlantis Bracket
- 65 Opponents
- 69 Postseason Schedule/Travel Plans
- 70 Series Record vs. 2016-17 Opponents
- 71 2017 SEC Tournament

Records

- 73 School Records
- 77 Miscellaneous Records
- 81 Maravich Center Records
- 82 Individual Career Records
- 83 Individual Single-Season Records
- 84 Individual Single-Game Records
- 85 Opponent Individual Game Records
- 86 Team Single Game Records
- 87 Team Season Records
- 88 Opponent Team Season Records
- 89 Records by Class
- 90 Yearly Leaders
- 93 1,000-Point Club
- 95 500-Rebound Club
- 97 200-Assist Club
- 98 100-Steal Club
- 99 30-Plus Pts./15-plus Rebs/10-plus Asst.
- 102 20-10 games
- 103 Most Games of 30-20-10
- 104 SEC Tournament Records
- 105 NCAA Tournament Records
- 106 NIT Tournament Records
- 107 Yearly Records/Milestones
- 108 Home-Away-Neutral/Win Streaks
- 109 Year-by-Year-Results

History

- 120 Series Records
- 129 Records vs. Conferences
- 130 Regular Season Tournaments
- 132 LSU in The Post-Season
- 136 LSU in the Polls
- 141 Year-by-Year Team Statistics
- 146 Yearly Starting Lineups
- 147 100-Point Games
- 148 Overtime Games
- 150 Comeback Wins
- 151 Basketball Media Guide Cover archive

LSU

- 152 Championship Basketball
- 154 1935 National Championship
- 155 NCAA Final Four Legacy
- 156 Final Four Coaches
- 159 Championship Teams
- 161 National Award Winners
- 162 All-Americans, SEC POY, SEC FOY
- 163 Bob Pettit
- 164 Pete Maravich
- 165 Shaquille O'Neal
- 166 Durand "Rudy" Macklin
- 167 First-Team All-Americans
- 169 All-SEC Teams

- 171 Academic SEC/All-SEC Tournament
- 172 Tigers in the NBA
- 178 Letterman
- 181 Jersey Numbers
- 184 Pete Maravich Assembly Center
- 188 LSU Practice Facility
- 192 Campus Life
- 194 LSU Board of Supervisors
- 195 President Dr. F. King Alexander/DeMastes
- 196 Vice-Chancellor/Director of Athletics Joe Alleva
- 198 Athletics Administration
- 200 Academic Staff
- 202 Cox Academic Center for Student-Athletes
- 204 Championship Legacy
- 206 Mike The Tiger
- 208 LSU Greats
- 210 Prominent Alumni
- 212 Louisiana Awards
- 214 LSU Communications/Media Guidelines
- 216 LSU Sports TV Network
- 217 SEC Network
- 218 Media Exposure
- 219 LSU Sports Radio Network
- 220 Tiger Athletic Foundation
- 222 Sports Properties
- 223 LSUsports.net
- 224 LSU Social Media

LSUSPORTS.NET/MEDIA

CREDENTIALS

Credentials for LSU home games are issued to working media only. Because of severe space limitations and demand, the deadline for all season credential requests is Nov. 4. Individual game credentials must be requested one week prior to the date of the game.

GAME NOTES

Media and fans can access the current media guide, updated statistics and game notes all in one location at www.LSUsports.net/media. Each category is updated daily throughout the season.

MEDIA GUIDES

HOW TO PURCHASE AN LSU MEDIA GUIDE:

- Preorder with your season ticket order form
- Online at www.LSUsports.net/mediaguides
- Purchase from the LSU SportShop



The official LSUsports Mobile apps are available in the Apple iTunes Store and on Google Play. Follow the Tigers on your smart phone, or upgrade to the LSUsports Mobile + app to listen live and watch video highlights.



Photography

Steve Franz, Chris Parent, Kyle Zedaker, Madeline VeZain, Bridgette Hogan, MG Miller, Hilary Scheinuk, Martin McCallister, Jim Zeitz, Eddy Perez, Bill Feig, NBA Photos (Andrew Bernstein, Sam Forenich, Glenn James, Kim Stalknecht, Steve Waltman, Jeff Vinnick), and Getty Images.

Printing

Interstate Printing & Graphics, Mobile, Ala.

LSU Men's Basketball Coaching Staff

NAME	POSITION	ALMA MATER	YEAR AT LSU
Head Coach:	Johnny Jones	LSU, '85	5th year at LSU
Associate Head Coach:	Robert Kirby	Texas-RioGrande Valley, '83	2nd year at LSU
Associate Coach:	Brendan Suhr	Montclair State, '73	2nd year at LSU
Assistant Coach:	Randy Livingston	University of Phoenix, '10	1st year at LSU
Director of Operations:	Charlie Leonard	Christian Brothers, '75	5th year at LSU
Basketball Trainer:	Shawn Eddy	West Virginia, '94	12th year men's basketball (21st at LSU)
Strength & Conditioning:	Rick Lefebvre	Wisconsin-Stevens Point, '03	5th year at LSU
Video Coordinator:	Zach Kendrick	LSU, '10	6th year at LSU
Administrative Assistant:	Brittany Carvalhido	Oklahoma St. '05	7th year men's basketball (9th at LSU)

Basketball Facts

Head Coach:	Johnny Jones
Alma Mater/Year:	LSU, '85
Career Record:	285-213
Years as Head Coach:	Entering 17th year
Years at LSU:	Entering 5th year
LSU's 2015-16 Record:	19-14 overall, 11-7 SEC (Tie 3rd)
Associate Head Coach:	Robert Kirby
Associate Coach:	Brendan Suhr
Assistant Coach:	Randy Livingston
Director of Operations	Charlie Leonard

University Facts

Location:	Baton Rouge, La.
Founded:	1860
Enrollment:	31,414
Nickname:	Tigers or Fighting Tigers
Colors:	Purple and Gold
Print specifications:	Purple-PMS 268, Gold-PMS 123
Mascot:	Mike VI (live Bengal tiger)
Arena:	Pete Maravich Assembly Center
Capacity:	13,215
Year Opened:	1972
All-Time Record in PMAC:	525-181 (45 years)
Conference:	Southeastern
Band:	Bengal Brass Basketball Band

University Administration

President/Chancellor:	Dr. F. King Alexander (St. Lawrence, '87)
Faculty Representative:	Dr. Bill DeMastes (Georgia, '79)

Athletics Department

Vice-Chancellor/AD:	Joe Alleva (Lehigh, '75)
Deputy Director of Athletics	Verge Ausberry (LSU, '90)
Deputy Director of Athletics	Eddie Nunez (Florida, '98)
Sr. Associate AD/Business Operations	Mark Ewing (LSU, '78)
Sr. Associate AD/Sr. Woman Administrator	Miriam Segar (LSU, '94)
Sr. Associate AD/Compliance, Planning:	Bo Bahnsen (LSU, '82)
Sr. Associate AD/Facility Management:	Ronnie Haliburton (LSU, '90)
Associate AD/Communications:	Michael Bonnette (LSU, '93)
Associate AD/Ticket Manager:	Brian Broussard (LSU, '93)
Associate AD/Facilities, Proj. Development:	Emmett David (LSU, '82)
Assistant AD/Human Resources:	Wendy Nall (Southeastern, '00)
Assistant AD/Compliance:	Blair Napolitano (LSU, '05)
Assistant AD/Fiscal Operations:	Neal Lamonica (LSU, '98)
Assistant AD/Marketing:	Mathew Shanklin (UNCW, '88)
Assistant AD/Event Management:	David Taylor (UTEP, '99)
Assistant AD/Television Operations	Kevin Wagner (LSU, '80)

Communications

Associate AD/Communications:	Michael Bonnette (LSU, '93)
Senior Associate Director (Basketball):	Kent Lowe (LSU-Shreveport, '79)
Senior Associate Director:	Bill Franques (LSU, '85)
Senior Associate Director:	Jennifer Rodrigues (ULL, '95)
Associate Director:	Will Stafford (LSU, '06)
Associate Director:	Clyde Verdin (Nicholls State, '08)
Associate Director:	Brandon Berrio (LSU, '15)
Administrative Specialist:	Pam LeBlanc

Creative Services

Executive Director	Jason Feirman (LSU, '00)
Creative Services Manager	PJ Odom (Miss. State, '05)
Creative Services Coordinator	Clint Self (LSU, '15)
Creative Services Coordinator	Amanda Qubty (Georgia, '12)
Creative Services Designer	Stephanie Lyles (LSU, '10)
Staff Photographers	Steve Franz (LSU, '93)
Staff Photographer	Chris Parent (LSU, '15)



LSU Sports Productions

Director of Media Production:	David Landry (LSU, '90)
Production Coordinator	Lee Scioneaux (LSU, '90)
Production Specialist	Andrew Franzella (LSU, '14)

LSU Sports Radio Network

Director of Broadcasting:	Chris Blair (Lander, '97)
---------------------------	---------------------------

Interactive

Director of Multimedia:	Todd Politz (LSU, '99)
-------------------------	------------------------

Media Information

Men's Basketball SID:	Kent Lowe
SID Office Phone:	225-578-8226
Lowe's Office Phone:	225-578-1864
Lowe's Cell Phone:	225-241-4360
Lowe's E-Mail Address:	clowe@lsu.edu
Lowe's Twitter:	@LSUkent
LSU website:	www.LSUsports.net
Press Row Phone:	225-578-8226
SID Mailing Address:	Athletics Administration Building Baton Rouge, LA 70803

Athletics Phone Directory (225 area code)

Athletics Department:	578-8100
Athletics Director:	578-3600
Senior Women's Administrator:	578-1888
Student Services:	578-4100
Marketing and Promotions:	578-6629
Internal Operations:	578-6603
Business Office:	578-6783
Ticket Office:	578-2184
Men's Basketball Office:	578-8217

[f /LSUBasketball](#)
[@LSUBasketball, @LSUCoachJones](#)



2016-2017 LSU Men's Basketball Team

Alphabetical

NO.	NAME	POS.	HT.	WT.	YR.	EXP.	HOMETOWN (PREVIOUS SCHOOL)
2	Antonio Blakeney	G	6-4	197	So.	1L	Sarasota, Fla. (Oak Ridge HS)
20	Brian Bridgewater	F	6-5	282	Sr.	2L	Baton Rouge, La. (Scotlandville HS)
45	Brandon Eddlestone	F	6-8	248	Sr.	3L	Slidell, La. (Northshore HS)
21	Aaron Epps	F	6-10	220	Jr.	2L	Ball, La. (Tioga HS)
12	Marshall Graves	G	6-3	190	Fr.	HS	Ponchatoula, La. (University HS)
5	Kieran Hayward	G	6-4	195	Fr.	HS	Sydney, Australia (St. Joseph's College)
10	Branden Jenkins	G	6-4	180	Jr.	JC	Maywood, Ill. (Proviso East HS/Lee College)
4	Skylar Mays	G	6-4	205	Fr.	HS	Baton Rouge, La. (Findlay Prep-Nv.)
11	Jalyn Patterson	G	6-1	191	Jr.	2L	Atlanta, Ga. (Montverde Academy)
1	Duop Reath	F	6-10	235	Jr.	JC	Perth, Australia (Lee College)
3	Elbert Robinson III	C	7-1	290	Jr.	2L	Garland, Texas (Lakeview Centennial HS)
0	Brandon Sampson	G	6-5	193	So.	1L	Baton Rouge, La. (Madison Prep)
44	Wayde Sims	F	6-6	222	Fr.	HS	Baton Rouge, La. (University HS)
15	Reed Vial	G	6-3	190	So.	RS	Baton Rouge, La. (Parkview Baptist HS)
32	Craig Victor II	F	6-9	235	Jr.	1L	New Orleans, La. (Findlay Prep/Arizona)

Numerical

NO.	NAME	POS.	HT.	WT.	YR.	EXP.	HOMETOWN (PREVIOUS SCHOOL)
0	Brandon Sampson	G	6-5	193	So.	1L	Baton Rouge, La. (Madison Prep)
1	Duop Reath	F	6-10	235	Jr.	JC	Perth, Australia (Lee College)
2	Antonio Blakeney	G	6-4	197	So.	1L	Sarasota, Fla. (Oak Ridge HS)
3	Elbert Robinson III	C	7-1	290	Jr.	2L	Garland, Texas (Lakeview Centennial HS)
4	Skylar Mays	G	6-4	205	Fr.	HS	Baton Rouge, La. (Findlay Prep-Nv.)
5	Kieran Hayward	G	6-4	195	Fr.	HS	Sydney, Australia (St. Joseph's College)
10	Branden Jenkins	G	6-4	180	Jr.	JC	Maywood, Ill. (Proviso East HS/Lee College)
11	Jalyn Patterson	G	6-1	191	Jr.	2L	Atlanta, Ga. (Montverde Academy)
12	Marshall Graves	G	6-3	190	Fr.	HS	Ponchatoula, La. (University HS)
15	Reed Vial	G	6-3	190	So.	RS	Baton Rouge, La. (Parkview Baptist HS)
20	Brian Bridgewater	F	6-5	282	Sr.	2L	Baton Rouge, La. (Scotlandville HS)
21	Aaron Epps	F	6-10	220	Jr.	2L	Ball, La. (Tioga HS)
32	Craig Victor II	F	6-9	235	Jr.	1L	New Orleans, La. (Findlay Prep/Arizona)
44	Wayde Sims	F	6-6	222	Fr.	HS	Baton Rouge, La. (University HS)
45	Brandon Eddlestone	F	6-8	248	Sr.	3L	Slidell, La. (Northshore HS)

Coaching Staff

Head Coach:	Johnny Jones	LSU, '85	5th year at LSU
Associate Head Coach:	Robert Kirby	Texas-RioGrande Valley, '83	2nd year at LSU
Associate Coach:	Brendan Suhr	Montclair State, '73	2nd year at LSU
Assistant Coach:	Randy Livingston	University of Phoenix, '10	1st year at LSU
Director of Operations:	Charlie Leonard	Christian Brothers, '75	5th year at LSU
Basketball Trainer:	Shawn Eddy	West Virginia, '94	12th year men's bkb (21st at LSU)
Strength & Conditioning:	Rick Lefebvre	Wisconsin-Stevens Point, '03	5th year at LSU
Video Coordinator:	Zach Kendrick	LSU, '10	6th year at LSU
Administrative Assistant:	Brittany Carvalho	Oklahoma St. '05	7th year men's bkb (9th at LSU)

Pronunciation Guide

Carvalho	- Carv-eh-lee-doe
Shortess	- Short-ess
Suhr	-- Sir
Jalyn	- Jay -lun
Kieran	- Kare-ryn
Duop	- Dw-opp
Vial	- Vee-at



Antonio Blakeney

2016-17 Season Preview

The vision as always remains the same. Check the boxes that lead to a potential spot in the NCAA Tournament. Continue the winning in the SEC that has seen 11 wins and a T3 finish each of the last two years. Continue the winning that has led to an average of 20 wins over four seasons for Coach **Johnny Jones**.

The vision is to continue to play an up-tempo style of basketball that fans have become accustomed. But also play the defense that will set up fast-break opportunities and make scoring difficult for opponents.

There's a dedication to both in early practices with a group of players who have the experience of SEC play and newcomers that will be able to help possibly from the start.

Seniors-Juniors

The upper classmen are a group of players who have played for LSU and first-year Tigers. **Brian Bridgewater** is back for his third year for the team. He's been slowed by various minor setbacks both of his first two years, but if he can stay healthy he has the talent to give the Tigers important minutes during the course of the year.

Brandon Eddlestone is in his fourth year with the team and after three years was given a scholarship for his final season by Coach Jones and the staff. Eddlestone is one of those hard workers that teams need to push other players and to help with things like scouting reports. Eddlestone comes ready to practice every day and like Henry Shortess, who graduated last year, is an outstanding example of the student-athlete aspect of college sports.

Louisiana native **Aaron Epps** has shown his ability in games, battling inside for rebounds, but also able to go outside and shoot anywhere from 15 feet back to three-

point range. He's quick and has the hops to help the Tigers on both ends of the floor.

Jalyn Patterson has started 26 games over two years and has made 74 treys over two years and averaged just under six points a game. He played high school ball at the highest level at Montverde in Florida and now in the SEC. He can play the point and off guard position and lead the LSU offense.

Elbert Robinson III is in his third year for the Tigers and is working hard to continue to improve his abilities for longer minutes on the basketball floor. Robinson will be needed inside both offensive and defensively to help get the ball off the glass to start the offense. Also returning is another post presence, **Craig Victor II**, who became eligible after the first semester a year ago and averaged over 11 points and almost six rebounds.

Speaking of inside presence, JC transfer **Duop Reath** from Australia has already shown he can be a rim protector and an offensive threat that fans will enjoy watching. LSU's other junior newcomer **Branden Jenkins** has outstanding talents, but his start will be delayed by a leg injury when he came to LSU.

Freshman-Sophomores

The All-SEC freshman team was where **Antonio Blakeney** landed last year after a strong performance in the SEC games, raising his average over three points in the final 11 games. He twice had over 30 points and showed his ability from long-range, his ability to help run the offense and to drive to the goal when needed. He also last year showed his ability to defend and make life miserable for some of the league's top guards.

The freshman-sophomore class has a Baton Rouge look to it with sophomore **Brandon Sampson** and recruits **Skylar Mays** and **Wayde Sims**. Sampson, who prepped at Madison Prep, showed his talent in the

Australia tour and after a freshman year learning the college basketball ways, is going to be someone to be watched for the Tigers this coming season.

Mays, prepped at U-High with Sims before going to Findlay Prep in Nevada. The trip to Nevada improved him even more and he has the potential to be an impact player for the Tigers early on. Sims is a product of the Tiger lineage as the son of former Tiger Wayne Sims and he was on three state championship teams at U-High.



Brandon Sampson



Aaron Epps



Jalyn Patterson

LSU's other signee coming in is **Kieran Hayward** from Australia who can shoot from long range and move the offense for the Tigers and also could have a place in the LSU plans for the year. LSU has two new walkons who also prepped in Baton Rouge – **Marshall Graves** and **Reed Vial**.

What's Ahead?

LSU has another challenging schedule that is highlighted by a trip to the Battle 4 Atlantis, where LSU will face some of the top teams including in the first two rounds, Wichita State and Louisville or Old Dominion. LSU will also meet Houston in the back half of a home-and-home and several teams that made post-season runs a year ago.

In the league, besides the "rivalry" home-and-homes against Alabama, Arkansas and Texas A&M, the Tigers will face Auburn and Mississippi State twice in the season along with a trip to Texas Tech for the SEC/Big 12 Challenge.

Overall

Johnny Jones wants to continue many of the things he has established over his first four years at LSU and as a head basketball coach of 15-plus years. He said defense is a key he will want his team to concentrate in the preseason practices and that will then lead to transition offense that has been the up-tempo tenor of the LSU program.



Elbert Robinson III



Craig Victor II

Jones also wants to continue to establish the home court at the Maravich Center that led LSU to an 8-1 home record in the league a year ago, one of LSU's best home-court marks in the SEC in many years.

Experience in the league. Strong, impressive newcomers. Knowing what the

basketball road is like. Chemistry. Fast-paced offense and a renewed look at defense put together with a home court atmosphere that helps the Tigers win are all what lies ahead in the 2016-17 season for the Tigers.

ANTONIO BLAKENEY

#2 • G • 6-4 • 197 • SO. • 1L
SARASOTA, FLORIDA
OAK RIDGE HS

2015 All-SEC Freshman Team
2015 SEC Freshman of the Week (twice)

FRESHMAN SEASON (2015-16)

Played in all 33 games, starting 24 ... Averaged 12.6 points per game and 3.4 rebounds a game while shooting 42.5 percent from the field (137-322) and 52-of-155 from the arc (33.5 percent) ... For the season, made 89-of-119 free throws (74.8 percent), including finishing the season making 31-of-32, including a streak of 28 straight makes ... Started 13-of-the-first-14 games and the final 10 of the season ... Had 22 points in the opener against McNeese State (11/13) and a double double with 10 boards to earn the first SEC Freshman of the Week honors ... Also had 22 against South Alabama in the third game of the season (11/19), hitting 7-of-11 field goals and four treys ... Struggled from the arc in the mid-portion of the season, but became a more-important overall player in the success of the LSU offense in the second half of the season, scoring in double figures 14-of-the-final-18 games ... 21 double figure scoring games total ... In game before returning to starting lineup versus Mississippi State (2/6), hit 11-of-17 shots including four treys and 5-of-6 FTs to score 31 points in 34 minutes ... Returned to lineup the next game at South Carolina and had 22 points ... Earned his second league FOY award after scoring 22 at Arkansas (2/23) and another 30-point game, this time 32 against Florida (2/27) ... Blakeney was 9-of-13 from the field with 2 treys, 12-of-17 from the line including a game-clinching 8-of-8 in the final 28 seconds ... Over the final 11 games, raised scoring average from 9.5 to his final 12.6 points a game ... Averaged 18.6 points per game over the final 11 games and 14-plus points in the 18-regular season SEC games.

AUSTRALIA TOUR (August 2015)

Started four of the five games and played an average of 29.2 minutes a game on the tour ... Posted 13.8 points for the five games (third on the team) and 6.2 rebounds (second on the team) ... Was 27-of-65 from the field (41.5 percent) with nine treys ... Had four games in double figures with 16 versus Newcastle All-Stars, 12 versus Sydney Kings, a best of 22 versus the Queensland All-Stars and 10 in the win over Melbourne United ... Had a high of seven rebounds in three of the games.

PRIOR TO LSU

Prep All-American averaged 29 points, 6.9 rebounds and 2.7 assists for the nationally-ranked Oak Ridge Pioneers in his senior campaign ... Team finished 22-7, falling in the regional finals, under Coach Alex Jackson ... Ranked the No. 3 shooting game in ESPN national rankings ... No. 13 overall by Rivals.com and No. 19 by 24/7sports.com ... Class 8A Player of the Year and voted Mr. Basketball in the state of Florida ... Orlando Sentinel's 2015 all-area Player of the Year ... McDonald's All-American ... Scored 14 points with four rebounds in the game in Chicago ... Jordan Brands Classic A-A ... Started and played 15 minutes for the winning West team in the game in Brooklyn with 11 points, 3 assists ... Also named A-A by Slam Magazine ... Scored 63 points in the season opener of his senior season ... Along with LSU teammate Ben Simmons, took part in inaugural NIKE Academy in California, the only true freshmen among college players invited to participate ... Joined Simmons and Tim Quarterman at the adidas Global Nations event in Long Beach in July.



PERSONAL

Born October 4, 1996, in New York ... Right handed ... Nickname is "Tone" ... Chose LSU because of "the family culture" ... Mom is Tequisha Blakeney ... Two brothers – Tyrieke Blakeney; Dontrez Jones ... Major is sport administration ... Loves to "shoot hoops" to relax ... Hobbies include fishing ... Favorite dessert is ice cream ... Favorite TV show is "Family Guy" ... Favorite pro basketball player is Russell Westbrook of the Oklahoma City Thunder ... Regarding basketball superstitions, he said, "I am not superstitious" ... Biggest Thrill in Sports: "winning."

TOP CAREER PERFORMANCES

Points: 32, vs. Florida, 2/27/16
Rebounds: 10, vs. McNeese, 11/13/15
Field Goals Made: 11, vs. Miss. State, 2/6/16
3 PT FG Game: 4, four times
Free Throws Made: 12, vs. Florida, 2/27/16
Assists: 4, twice
Blocks: 1, five times
Steals: 2, four times
Minutes Played: 40, three times

TOP CAREER SCORING GAMES

- 32, vs. Florida, 2/27/16
- 31, vs. Mississippi State, 2/6/16
- 22, vs. Tennessee (SECTQF), 3/11/16
- 22, at Arkansas, 2/23/16
- 22, at South Carolina, 2/10/16
- 22, vs. South Alabama, 11/19/15
- 22, vs. McNeese State, 11/13/15
- 20, at Tennessee, 2/20/16
- 19, at Kentucky, 3/5/16
- 18, vs. Missouri, 3/1/16

**BLAKENEY'S GAME-BY-GAME STATISTICS****2015-16**

OPPONENT	MIN.	FG-A	3FG-A	FT-A	REB	PF	A	TO	BLK	STL	PTS
MCNEESE STATE	34	7-16	2-5	6-10	10	0	1	0	0	1	22
KENNESAW STATE	30	4-8	2-4	4-7	3	1	4	1	1	1	14
SOUTH ALABAMA	35	7-11	4-8	4-4	4	3	1	0	0	2	14
vs. Marquette	39	5-13	0-6	4-4	4	3	1	0	0	2	14
vs. NC State	34	4-17	3-11	0-0	3	0	1	2	0	1	11
NORTH FLORIDA	19	1-5	0-2	0-0	5	2	1	0	0	0	2
at Houston	36	2-9	1-6	1-2	1	3	1	1	1	0	6
GARDNER-WEBB	31	4-9	3-6	0-0	4	0	2	0	0	1	11
ORAL ROBERTS	22	4-7	3-6	1-1	0	3	1	1	0	0	12
AMERICAN	25	2-4	0-1	0-0	2	0	1	0	0	1	4
WAKE FOREST	26	1-4	0-3	0-0	2	1	0	0	0	1	2
at Vanderbilt	30	2-7	0-2	2-2	3	2	2	0	0	0	6
KENTUCKY	23	3-9	0-3	0-0	0	2	1	1	0	0	6
at Florida	34	2-7	2-6	1-2	7	0	0	0	0	1	7
OLE MISS	20	3-5	2-4	7-7	4	1	3	1	0	2	15
ARKANSAS	27	3-7	2-4	2-3	3	1	0	0	0	1	10
at Texas A&M	21	3-6	1-2	0-0	1	0	1	0	0	0	7
at Alabama	26	5-8	0-2	0-0	5	1	0	2	0	1	10
GEORGIA	28	3-7	1-3	5-6	2	3	1	0	0	0	12
OKLAHOMA	25	4-7	3-5	0-0	4	0	0	0	0	0	11
at Auburn	16	1-3	0-2	3-7	3	2	0	1	0	1	5
MISSISSIPPI ST.	34	11-17	4-8	5-6	7	3	2	0	0	0	31
at South Carolina	36	8-14	4-6	2-4	2	2	0	3	0	1	22
TEXAS A&M	34	4-10	2-6	0-0	0	1	0	1	0	2	10
ALABAMA	36	1-6	0-2	1-4	4	3	4	0	0	1	3
at Tennessee	36	8-15	2-5	2-3	7	3	0	0	0	2	20
at Arkansas	40	7-19	4-8	4-4	6	2	0	2	0	0	22
FLORIDA	37	9-13	2-3	12-17	1	0	1	3	1	1	32
MISSOURI	37	5-11	2-5	6-6	2	2	2	1	0	0	18
at Kentucky	40	7-14	1-6	4-4	4	1	0	0	1	0	19
vs. Tennessee	40	6-12	1-4	9-9	4	1	0	1	0	0	22
vs. Texas A&M	36	1-13	1-7	3-4	5	1	0	2	0	0	6
Totals	1016	137-322	52-155	89-119	113	48	31	25	5	22	415

**BLAKENEY'S YEAR-BY-YEAR STATISTICS**

YEAR	GP-GS	MIN/AVG	FG-A	PCT.	3FG-A	PCT.	FT-A	PCT.	REB-AVG.	PF-FO	AST	TO	BLK	STL	PTS-AVG.
15-16	33-24	1016/30.8	137-322	.425	52-155	.335	89-119	.748	113-3.4	48-0	31	25	5	22	415-12.6
Totals	33-24	1016/30.8	137-322	.425	52-155	.335	89-119	.748	113-3.4	48-0	31	25	5	22	415-12.6

BRIAN BRIDGEWATER

**#20 • F • 6-5 • 282 • SR. • 2L
BATON ROUGE, LOUISIANA
SCOTLANDVILLE HS**

JUNIOR SEASON (2015-16)

Played in 19 games for the Tigers and made his first career start at Tennessee (2/20), scoring two points, had two rebounds and two blocks in his 10 minutes of action ... Played 18 minutes at Charleston (11/30) following a career-high 24 minutes against NC State (11/24) in the Legends Classic in Brooklyn, N.Y. ... Had a season-high seven points and three blocks at Charleston where he went 2-of-5 from the floor and recorded nine boards ... Returned against Kentucky (1/5) after being sidelined from a leg injury for five games and played in the final minute of the LSU victory, scoring on his one field goal attempt.

AUSTRALIA TOUR (August 2015)

Despite missing most of the pre-trip practice sessions with a lower leg injury, Bridgewater was able to play in four games ... Posted 45 minutes and averaged 1.5 points per game and 3.3 rebounds ... Scored four points with five rebounds in nine minutes in his first appearance in the second game loss to the Sydney Kings ... Played 16 minutes in the win over Melbourne.

SOPHOMORE SEASON (2014-15)

Joined the Tigers for 2014-15 after having to sit out the 2013-14 season, although he was able to attend LSU and receive financial aid ... Played in 29 games, averaging 6.6 minutes a game ... Averaged 2.2 points per game and 1.1 rebounds ... Made 28-of-52 field goal attempts ... Played 22 minutes with Jordan Mickey out against McNeese State, making 7-of-8 field goals, 5 rebounds and 3 steals ... Also scored nine points at Texas A&M (2/17) ... Also had top rebound game of six against the Aggies ... Had three steals versus McNeese (11/29).

PRIOR TO LSU

MVP of the Top 28 state playoffs for Scotlandville High School in 2013 ... Bridgewater helped Scotlandville to an 80-71 win in overtime in the Class 5A state championship game over Ouachita ... Bridgewater scored 24 points and 13 rebounds ... He was named first team All-State in the classification as selected by the Louisiana Sports Writers Association in 2013 ... Averaged 15.1 points per game and 8.3 rebounds per game ... Also earned Class 2A All-State honors and All-Metro honors at Episcopal, where he played for three seasons ... Led Episcopal to the 2A semifinals in 2011 ... Averaged 23.5 points and 10.1 rebounds during his junior season (2012) ... While at Episcopal, he also started and played on the school's state quarterfinal football team at tight end and wide receiver.



PERSONAL

Birth date is Nov. 14, 1993 ... Mother is Debra Bridgewater ... Brother Brad was a four-year letterman for LSU in 1998-2000 and 2001-03 ... Brad played on LSU's NCAA Sweet 16 team in 2000 ... Major is sport administration.

TOP CAREER PERFORMANCES

Points: 16 vs. McNeese (11/29/14)
Rebounds: 9 at Charleston (11/30/15)
Field Goals Made: 7 vs. McNeese (11/29/14)
Free Throws Made: 3 at Charleston (11/30/15)
Assists: 1, 10 times
Blocks: 3 at Charleston (11/30/15)
Steals: 3 vs. McNeese (11/29/14)
Minutes Played: 24 vs. NC State (11/24/15)

TOP CAREER SCORING GAMES

1. 16 vs. McNeese (11/29/14)
2. 9 at Texas A&M (2/17/15)
3. 7 at Charleston (11/30/15)
4. 6 vs. Savannah State (1/3/14)
5. 5 vs. NC State (11/24/15)
7. 4, 10 times



BRIDGEWATER'S GAME-BY-GAME STATISTICS

2014-15

OPPONENT	MIN.	FG-A	3FG-A	FT-A	REB	PF	A	TO	BLK	STL	PTS
GARDNER-WEBB	6	1-2	0-0	0-0	0	0	1	1	0	0	2
TEXAS TECH	4	0-1	0-0	0-0	1	1	0	1	0	0	0
Vs. Old Dominion	5	2-5	0-0	0-2	3	2	1	0	0	0	4
vs. Weber State	7	2-4	0-0	0-0	0	1	0	0	0	0	4
vs. Clemson	2	0-0	0-0	0-0	0	0	0	1	0	0	0
MCNEESE STATE	22	7-8	0-0	2-3	5	2	1	0	0	3	16
MASSACHUSETTS	2	0-0	0-0	0-0	0	0	0	0	0	0	0
at West Virginia	1	0-0	0-0	0-0	0	2	0	1	0	0	0
SAM HOUSTON ST.	8	2-4	0-0	0-0	1	5	0	0	1	0	4
at UAB	11	0-2	0-0	0-0	2	0	1	1	0	2	0
CHARLESTON	8	1-2	0-0	2-2	2	2	0	1	0	0	4
SOUTHERN MISS	9	2-2	0-0	0-0	0	2	0	0	0	0	4
SAVANNAH STATE	14	3-6	0-0	0-0	3	1	1	1	0	1	6
at Missouri	10	0-0	0-0	0-0	0	3	0	1	0	0	0
GEORGIA	2	0-0	0-0	0-0	0	0	0	0	0	0	0
at Ole Miss	1	0-0	0-0	0-0	0	0	0	0	0	0	0
at Florida	2	0-0	0-0	0-0	0	0	0	1	0	1	0
at Vanderbilt	4	0-1	0-0	0-0	1	1	0	0	0	0	0
at Miss. State	4	0-0	0-0	0-0	0	0	0	0	0	0	0
AUBURN	4	0-1	0-0	0-0	0	0	0	0	0	0	0
ALABAMA	1	0-0	0-0	0-0	0	1	0	0	0	0	0
at Tennessee	8	1-2	0-0	2-2	0	2	0	0	0	0	4
at Texas A&M	16	4-4	0-0	1-2	6	3	0	1	1	0	9
FLORIDA	8	1-2	0-0	0-0	0	2	0	1	1	0	2
at Auburn	1	0-0	0-0	0-0	0	0	0	0	0	0	0
OLE MISS	2	0-1	0-0	0-0	1	0	0	0	0	0	0
TENNESSEE	4	0-0	0-0	0-0	0	1	0	0	0	0	0
at Arkansas	13	1-3	0-0	0-0	2	2	1	0	0	0	2
vs. Auburn (SECT)	13	1-2	0-0	0-0	4	3	0	0	0	0	2
Totals	192	28-52	0-0	7-11	31	36	6	11	3	7	63

2015-16

OPPONENT	MIN.	FG-A	3FG-A	FT-A	REB	PF	A	TO	BLK	STL	PTS
MCNEESE STATE	16	1-3	0-0	0-2	5	0	1	1	0	1	2
KENNESAW STATE	7	2-3	0-0	0-0	2	0	1	0	1	0	4
SOUTH ALABAMA	6	1-1	0-0	2-2	0	0	0	0	1	0	4
vs. Marquette	7	0-2	0-0	0-0	1	1	0	0	0	0	0
vs. NC State	24	2-2	0-0	1-2	4	4	0	1	0	1	5
at Charleston	18	2-5	0-0	3-4	9	3	0	2	3	0	7
NORTH FLORIDA	19	2-5	0-0	0-1	3	3	1	1	1	0	4
at Houston	13	0-1	0-0	0-0	2	0	1	2	0	1	0
KENTUCKY	1	1-1	0-0	0-0	1	0	0	0	0	0	2
at Florida	1	0-0	0-0	0-0	0	1	0	1	0	0	0
MISSISSIPPI STATE	1	0-0	0-0	0-0	0	0	0	0	0	0	0
at South Carolina	8	0-2	0-0	2-4	2	1	0	1	0	0	2
TEXAS A&M	8	2-3	0-0	0-1	1	0	0	1	0	1	4
at Tennessee	10	1-1	0-0	0-0	2	0	0	2	0	0	2
at Arkansas	1	0-0	0-0	0-0	0	0	0	0	0	0	0
FLORIDA	1	0-0	0-0	0-0	0	2	0	0	0	0	0
at Kentucky	6	1-2	0-0	1-1	0	0	0	0	0	1	0
vs. Tennessee (SECT)	3	0-0	0-0	0-0	0	0	0	0	0	0	0
vs. Texas A&M (SECT)	6	0-1	0-0	0-0	1	0	1	0	0	1	0
Totals	152	16-34	0-0	9-17	31	18	4	11	6	6	41

BRIDGEWATER'S YEAR-BY-YEAR STATISTICS

YEAR	GP-GS	MIN/AVG	FG-A	PCT.	3FG-A	PCT.	FT-A	PCT.	REB-AVG.	PF-FO	AST	TO	BLK	STL	PTS-AVG.
2014-15	29-0	192/6.6	28-52	.538	0-0	.000	7-11	.626	31-1.1	36-1	6	11	3	7	63-2.2
2015-16	19-1	152/8.0	16-34	.471	0-0	.000	9-17	.529	31-1.6	18-0	4	11	6	6	41-2.2
Totals	48-1	344/7.2	44-86	.512	0-0	.000	16-28	.571	62-1.3	54-1	10	22	9	13	104-2.2

BRANDON EDDLESTONE

#45 • F • 6-8 • 248 • SR. • 3L
SLIDELL, LOUISIANA
NORTHSHORE HS

2016 SEC Academic Honor Roll
2015 SEC Academic Honor Roll

Awarded a scholarship for the 2016-17 season by Coach Johnny Jones and the LSU coaching staff prior to the season after three years as a walk-on.

JUNIOR SEASON (2015-16)

Rounded out his third season as a walk-on with five appearances, averaging 1.0 minute per contest ... Tallied his first career assist vs. Oral Roberts (12/19) ... Had one rebound in the game against American (12/22).

AUSTRALIA TOUR (August 2015)

Played in three of the games on the tour, tallying six total minutes.

SOPHOMORE SEASON (2014-15)

Second year as a walk-on to the Tiger team ... Helped prepare the team for games working with the practice squad on scouting report plays for the opposing teams ... Played in three games, averaged 1.0 points, 0.3 rebounds ... Hit a trey against Charleston (12/22) ... Has played in 12 games over two seasons for LSU.

FRESHMAN SEASON (2013-14)

Walked-on to the Tiger team ... Played in nine games, averaged 2.1 minutes per game ... Averaged 0.4 points and 0.8 rebounds ... Scored two points against Southeastern Louisiana (11/22) and McNeese State (12/28) ... Two rebounds against UAB (12/21) and McNeese (12/28) ... Played six minutes against McNeese.

PRIOR TO LSU

Prepped at Northshore High School in Slidell ... Four-year letterman under Coach Joey Tolis ... Named First Team All-District, District MVP, All-State Honorable Mention ... Member of the All-New Orleans Area Boys Large School Team selected by NOLA.com/Times Picayune.

PERSONAL

Nickname is "Big B" ... Right-handed ... Born on April 9, 1995 in New Orleans ... Parents are Kenny and Donna Eddlestone ... One brother, Ken ... Major is accounting ... Likes to relax by playing Xbox and hanging out with friends ... Favorite food is pizza ... Favorite celebrity is Will Ferrell ... Favorite professional basketball players are Dwyane Wade, LeBron James and Kevin Garnett ... Favorite NBA team is the Miami Heat.





TOP CAREER PERFORMANCES

Points: 3 vs. Charleston (12/22/14)

Rebounds: 2, twice

Field Goals Made: 1, three times

3 PT FG Game: 1 vs. Charleston (12/22/14)

Assists: 1 vs. Oral Roberts (12/19/15)

Steals: 1, twice

Minutes Played: 6 vs. McNeese (12/28/13)

TOP CAREER SCORING GAMES

1. 3 vs. Charleston (12/22/14)

2. 2 vs. McNeese State (12/28/13)

2. 2 vs. Northwestern State (11/16/13)



EDDLESTONE'S GAME-BY-GAME STATISTICS

2013-14

OPPONENT	MIN.	FG-A	3FG-A	FT-A	REB	PF	A	TO	BLK	STL	PTS
at UMass	1	0-0	0-0	0-0	0	0	0	0	0	0	0
NORTHWESTERN ST.	3	0-0	0-0	0-0	1	1	0	0	0	1	0
UNO	2	0-1	0-0	0-0	1	0	0	0	0	0	0
SOUTHEASTERN	3	1-2	0-1	0-0	1	1	0	0	0	0	2
UAB	1	0-0	0-0	0-0	2	0	0	0	0	0	0
MCNEESE STATE	6	1-5	0-1	0-0	2	1	0	0	1	0	2
VANDERBILT	1	0-0	0-0	0-0	0	0	0	0	0	0	0
MISS. STATE	1	0-0	0-0	0-0	0	0	0	0	0	0	0
TEXAS A&M	1	0-1	0-0	0-0	0	0	0	0	0	0	0
TOTALS	19	2-9	0-2	0-0	7	3	0	1	0	1	4

2014-15

OPPONENT	MIN.	FG-A	3FG-A	FT-A	REB	PF	A	TO	BLK	STL	PTS
vs. Old Dominion	4	0-1	0-0	0-0	0	0	0	0	0	0	0
CHARLESTON	4	1-1	1-1	0-0	1	1	0	0	0	1	3
at Auburn	1	0-0	0-0	0-0	0	0	0	1	0	0	0
TOTALS	9	1-2	1-1	0-0	1	1	0	1	0	1	3

2015-16

OPPONENT	MIN.	FG-A	3FG-A	FT-A	REB	PF	A	TO	BLK	STL	PTS
MCNEESE STATE	2	0-1	0-1	0-0	0	0	0	0	0	0	0
KENNESAW STATE	1	0-0	0-0	0-0	0	0	0	0	0	0	0
at Houston	0	0-0	0-0	0-0	0	0	0	0	0	0	0
ORAL ROBERTS	1	0-0	0-0	0-0	0	0	1	0	0	0	0
AMERICAN	1	0-0	0-0	0-0	1	0	0	0	0	0	0
TOTALS	5	0-1	0-1	0-0	1	0	1	0	0	0	0

EDDLESTONE'S YEAR-BY-YEAR STATISTICS

YEAR	GP-GS	MIN/AVG	FG-A	PCT.	3FG-A	PCT.	FT-A	PCT.	REB-AVG.	PF-FO	AST	TO	BLK	STL	PTS-AVG.
13-14	9-0	19/2.1	2-9	.222	0-2	.000	0-0	.000	7-0.8	3-0	0	1	0	1	4-0.4
14-15	3-0	9/3.0	1-2	.500	1-1	1.000	0-0	.000	1-0.3	1-0	0	1	0	1	3-1.0
15-16	5-0	5/1.0	0-1	.000	0-1	.000	0-0	.000	1-0.2	0-0	1	0	0	0	0-0.0
Totals	17-0	33/1.9	3-12	.250	1-4	.250	0-0	.000	9-0.5	4-0	1	2	0	2	7-0.4

AARON EPPS

#21 • F • 6-10 • 220 • JR. • 2L
BALL, LOUISIANA
TIOGA HS

SOPHOMORE SEASON (2015-16)

A crucial piece off of the Tiger bench throughout the season ... Finished the season averaging 3.8 points per game and 1.8 rebounds averaging 8.2 minutes of play ... Played in 29 games and made two starts to give him four career starts ... Earned his first start of the season at Charleston (11/30), scoring nine points with five boards ... Had a career-high 14 points against North Florida (12/2) after going 7-of-10 from the field ... Had back-to-back double figure scoring games as he had 12 points at Houston (12/13) ... Followed with his first collegiate double-double against Gardner-Webb (12/16) as he was a perfect 4-of-4 from the floor, finishing with 10 points and 11 rebounds ... Scored 11 points against American (12/22) ... Played nine minutes and scored 8 points with strong bench play against Kentucky (1/5) ... Had six points in seven minutes in the road win at Auburn (2/2).

AUSTRALIA TOUR (August 2015)

Appeared in all five games, averaging 14 minutes per game ... Made 15-of-33 field goal attempts (45.5 percent) ... 6.4 points and 4.2 rebounds per game ... Best game was win over Melbourne United in game four when he came off the bench to play 20 minutes and hit 6-of-12 field goals ... Posted 13 points and nine rebounds.

FRESHMAN SEASON (2014-15)

Appeared in 14 games, starting two contests ... Missed a segment of season with minor injuries ... Averaged 1.3 points and 1.4 rebounds ... Had best of five points versus Southern Miss (12/29) and the win at #18 Arkansas (3/7) ... Made both field goal attempts at that game ... Played 18 minutes in the season opener vs. Gardner Webb with best of four rebounds ... 3 blocks vs. Gardner-Webb (11/15) ... Scored in five games.

PRIOR TO LSU

Played four years of basketball at Tioga for Coach Lance Brasher and was a high jumper for three years on the school track team under Coach Troy Prestridge ... 2014 District Champions in Basketball ... All District in 2012, 2013, 2014 ... All-Cenla second team and honorable mention all-state in 2013 and District MVP, All-Cenla 1st team (MVP), All-State 1st team ... Averaged 22.3 points, 11.2 rebounds and 6.7 blocks as a senior after posting an 18 points-12 rebounds double double as a junior... Four-year honor student in English, Math, Science and Social Studies ... In track was a District and Regional champion in the High Jumper in 2012 and 2013 and State Runnerup in 2013.

PERSONAL

Born April 28, 1996 in Louisville, Ky. ... Full name Aaron DeVon Epps ... Right handed ... Parents are Toma Epps and Evander Epps, Sr. ... Other members of the family are Evander Epps, Jr., Jamar Green, Aniyah Haymore ... Major is interdisciplinary studies ... Said coming to LSU "has been my dream school ever since I was eight years old." ... Hobbies include "working on my game." ... Favorite Food is Red Beans



and Rice ... Favorite professional basketball player is Kevin Durant and Favorite athlete outside basketball is the Saints' Drew Brees ... Favorite NBA team is the New Orleans Pelicans.

TOP CAREER PERFORMANCES

Points: 14 vs. North Florida (12/2/15)
Rebounds: 11 vs. Gardner-Webb (12/16/15)
Field Goals Made: 7 vs. North Florida (12/2/15)
3 PT FG Game: 2 vs. Kentucky (1/6/16)
Free Throws Made: 2, three times
Assists: 2, twice
Blocks: 3 vs. Gardner-Webb (11/15/14)
Steals: 1, six times
Minutes Played: 28 at Houston (12/13/15)

TOP CAREER SCORING GAMES

- 14 vs. North Florida (12/2/15)
- 12 at Houston (12/13/15)
- 11 vs. American (12/22/15)
- 10 vs. Gardner-Webb (12/16/15)
- 10 vs. Kennesaw State (11/16/15)
- 9 at Charleston (11/30/15)
- 8 vs. Kentucky (1/5/16)
- 8 at Auburn (2/2/16)
- 6 vs. Oral Roberts (12/19/15)
- 5, three times



EPP'S GAME-BY-GAME STATISTICS

2014-15

OPPONENT	MIN.	FG-A	3FG-A	FT-A	REB	PF	A	TO	BLK	STL	PTS
GARDNER-WEBB	18	1-4	0-1	0-0	4	2	1	2	3	1	2
TEXAS TECH	9	0-4	0-3	0-0	1	1	0	0	1	0	0
vs. Weber State	3	0-0	0-0	0-0	0	0	0	0	0	0	0
at UAB	8	0-1	0-0	0-0	2	0	0	1	0	2	0
CHARLESTON	8	0-0	0-0	0-0	1	2	1	1	0	0	0
SOUTHERN MISS	8	2-4	-12	0-0	1	2	1	0	0	0	5
SAVANNAH STATE	9	1-3	0-0	0-0	2	0	1	0	1	0	2
at Missouri	1	0-0	0-0	0-0	1	0	0	1	0	0	0
SOUTH CAROLINA	7	0-1	0-0	0-0	2	1	0	0	0	0	0
at Miss. State	7	2-4	0-0	0-0	3	1	0	1	0	0	4
KENTUCKY	3	0-0	0-0	0-0	0	0	0	0	0	1	0
at Auburn	1	0-1	0-1	0-0	1	0	0	0	0	0	0
at Arkansas	4	2-2	1-1	0-0	1	0	0	0	0	0	5
AUBURN	1	0-0	0-0	0-0	1	0	0	0	0	0	0
TOTALS	87	8-24	2-8	0-0	20	9	4	6	5	4	18

2015-16

OPPONENT	MIN.	FG-A	3FG-A	FT-A	REB	PF	A	TO	BLK	STL	PTS
MCNEESE STATE	7	0-1	0-0	0-0	0	5	0	1	0	0	0
KENNESAW STATE	18	4-8	0-1	2-2	7	3	0	1	2	1	10
SOUTH ALABAMA	14	0-1	0-1	0-0	4	3	2	2	1	0	0
vs. Marquette	2	1-4	0-0	0-0	0	2	0	0	0	0	2
vs. NC State	1	0-0	0-0	0-0	0	1	0	0	0	0	0
at Charleston	21	4-5	1-2	0-0	5	3	0	1	2	0	9
NORTH FLORIDA	20	7-10	0-2	0-0	2	1	2	2	1	0	14
at Houston	28	5-10	0-1	2-3	2	5	0	0	1	0	12
GARDNER-WEBB	18	4-4	0-0	2-2	11	4	0	1	0	1	10
ORAL ROBERTS	14	3-7	0-1	0-0	5	2	0	2	0	0	6
AMERICAN	16	5-8	1-1	0-0	2	1	1	0	0	1	11
WAKE FOREST	2	1-1	0-0	0-0	0	2	0	0	0	0	2
at Vanderbilt	6	0-1	0-1	0-0	1	3	0	0	0	0	0
KENTUCKY	9	3-4	2-2	0-0	1	2	0	0	0	1	8
at Florida	14	1-1	0-0	0-0	3	3	0	2	0	1	2
OLE MISS	12	2-3	0-1	0-0	4	1	0	0	0	0	4
ARKANSAS	6	1-2	0-1	0-0	0	2	0	2	0	0	2
at Texas A&M	2	0-1	0-0	0-0	0	0	0	0	0	0	0
at Alabama	3	0-1	0-0	0-0	0	1	0	0	0	0	0
GEORGIA	2	0-2	0-0	0-0	0	0	0	0	0	0	0
OKLAHOMA	5	1-2	1-2	0-0	0	0	0	0	1	0	3
at Auburn	7	3-5	0-1	0-0	0	2	0	0	0	0	6
MISS. STATE	4	0-0	0-0	1-2	0	1	0	0	0	0	1
at South Carolina	11	0-0	0-0	0-0	1	3	0	0	1	0	0
TEXAS A&M	4	1-2	0-0	0-0	0	1	1	0	0	0	2
ALABAMA	2	0-1	0-0	0-0	1	0	0	0	0	0	0
at Kentucky	6	0-2	0-2	0-0	0	1	0	0	0	0	0
vs. Tennessee (SECT)	4	1-2	0-0	0-0	4	3	0	0	0	0	2
vs. Texas A&M (SECT)	7	2-2	1-1	0-0	0	0	0	0	0	0	5
TOTALS	265	49-90	6-20	7-9	53	55	6	14	9	5	111

EPPS' YEAR-BY-YEAR STATISTICS

YEAR	GP-GS	MIN/AVG	FG-A	PCT.	3FG-A	PCT.	FT-A	PCT.	REB-AVG.	PF-FO	AST	TO	BLK	STL	PTS-AVG.
14-15	14-2	87/6.2	8-24	.333	2-8	.250	0-0	.000	20-1.4	9-0	4	6	5	4	18-1.3
15-16	29-2	265/9.1	49-90	.544	6-20	.300	7-8	.778	53-1.8	55-2	6	14	9	5	111-3.8
Totals	43-4	352/8.2	57-114	.500	8-28	.286	7-9	.778	73-1.7	64-2	10	20	14	9	129-3.0

MARSHALL GRAVES

**#12 • G • 6-3 • 190 • FR. • HS
PONCHATOULA, LOUISIANA
UNIVERSITY HS (BR)**

Invited to walk-on to the team for the 2016-17 season by Coach Johnny Jones and the LSU basketball staff. Is a true freshman at LSU after finishing at U-High last season.

PRIOR TO LSU

Was part of the run of three state championships in 2014, 2015 and 2016 at University High along with teammates Skylar Mays (2014, 2015) and Wayde Sims (2014, 2015, 2016) ... Set a season school record in 2016 for free throw percentage at 91.4 percent ... Was named honorable mention all-state by the state sports writers for Class AAA ... Played point guard for Coach Joe Spencer.

PERSONAL

Born on April 20, 1998 ... Right handed ... Parents are Amy and Marshall Graves Young brother, Allen, and younger sister, Amoura ... Came to LSU to hopefully "play basketball" and likes school's engineering programs ... Majoring in mechanical engineering ... Favorite food is steak and favorite dessert choice is beignets Favorite pro basketball players are Dirk Nowitzki and Penny Hardaway ... Favorite pro athlete outside basketball is Olympic gold medal sprinter, Usain Bolt.



KIERAN HAYWARD

**#5 • G • 6-4 • 195 • FR. • HS
SYDNEY, AUSTRALIA
ST. JOSEPH'S COLLEGE**

PRIOR TO LSU

A two-year captain and MVP of the basketball team at St. Joseph's College where Jim Arkell coached him... Averaged 18 points per game and eight rebounds per game during his senior season ... Representative of the North Sydney Bears from 2008-15 ... Named the NSBA U18's Representative MVP in 2014 ... Finished high school play in 2015, came to knowledge of American schools after the AUSA AAU Tour in the summer of 2015.

PERSONAL

Born on Nov. 26, 1997 ... Right-handed ... Mother is Gillian Hayward ... Chose LSU because of the coaching, staff and players ... Enjoys watching television, lifting weights and sleeping ... Steak and ice cream are his favorite foods ... Lists Russell Westbrook as his favorite professional basketball player and Oklahoma City as his favorite team ... Major is kinesiology.



BRANDEN JENKINS

**#10 • G • 6-4 • 180 • JR. • JC
MAYWOOD, ILLINOIS
PROVISO EAST HS/LEE COLLEGE**

Pre-season leg surgery will delay his debut for the Tigers until after the season begins.

PRIOR TO LSU

Comes to LSU from Lee College in Baytown, Texas ... Averaged 9.5 points as a freshman in 2014, did not play in 2015 and then in the 2015-16 season had a banner year averaging 15.6 points, 4.5 rebounds and 3.5 assists ... Had 50 steals during the 2015-16 season, eighth in Region 14 in Junior College and over the course of the two seasons shot over 50 percent in both years of play ... Prepped in the Chicago area (Maywood, Illinois) at Proviso East High School.

PERSONAL

Born on Dec. 12, 1994, in Chicago ... Right handed ... Said "coaches, facility, atmosphere" influenced his decision to come to LSU ... James Jenkins is his father ... Two brothers: Bryan and Breshawn and grandmother De'vater Jenkins ... Major at LSU is sport administration ... Favorite food is Chinese and favorite dessert is apple pie ... The recently retired Kobe Bryant is his favorite basketball player with his favorite team, the hometown Bulls ... Baseball player David Ortiz is his favorite athlete outside the sport of basketball.



SKYLAR MAYS

**#4 • G • 6-4 • 205 • FR. • HS
BATON ROUGE, LOUISIANA
FINDLAY PREP (NEV.)**

PRIOR TO LSU

Played four seasons at University High School in Baton Rouge (grades 8-11) where he averaged 7.2 assists per game under head coach Joe Spencer. He had 888 assists in his career and 295 steals with only 367 turnovers ... Averaged 11.1 during the 2013-14 season and 9.1 points, 8.1 assists and 3.2 rebounds during the 2014-15 campaign ... Set the record for assists at the LHSAA Top-28 twice with 17 in two games ... Helped the Cubs to back-to-back high school 3A State Championships in 2014 and 2015 ... Named First Team All-State twice and was a three-time First Team All-District selection ... High school teammates with freshman Wayde Sims ... Transferred to Findlay Prep for his senior season where he played under Andy Johnson in 29 games, averaging 10.9 points per game, 5.3 assists per game, 3.0 rebounds per game and 2.7 steals per game ... Member of the honor roll.

PERSONAL

Born on Sept. 5, 1997 ... Right-handed ... Parents are Stan and Shannon Mays ... Has seven siblings, Stan Jr., Sydney, Spencer, Sierra, Sonae, Soleah and Seth ... Relative David Mays played quarterback in the WFL (including the Shreveport Steamer) & NFL ... Said his relationship with the coaching staff, style of play and proximity to home were reasons he chose to come to LSU ... Enjoys watching movies and swimming ... Fried rice and chocolate chip cookies are his favorite foods ... Lists his favorite TV show as the Jamie Foxx Show and his favorite celebrity is Will Smith ... Kevin Garnett and Chris Paul are his favorite professional basketball players and is an avid fan of the New Orleans Pelicans ... Favorite athlete outside of basketball is Cam Newton ... Major is biology.



JALYN PATTERSON

#11 • G • 6-1 • 191 • JR. • 2L
ATLANTA, GEORGIA
MONTVERDE ACADEMY

SOPHOMORE SEASON (2015-16)

Started 16 games and played in 28 total, averaging 4.7 points per game ... Averaged 22 minutes per game and had 45 assists, 34 steals and one block ... Made his first start of the season against NC State in Brooklyn at the Legends Classic (11/24) ... Had a season-high five assists in his start at Charleston (11/30) ... Started against North Florida (12/2) with 11 points, three assists and no turnovers in 24 minutes ... Played 13 minutes against Wake Forest (12/29) in return after missing four games with a leg injury ... Played 32 minutes with nine points, three assists, three steals and no turnovers versus Arkansas (1/16) ... Started four straight games after re-entering the starting lineup at Arkansas (2/23) ... Had three double figure games during the season—13 in his first two years ... Scored 11 points versus Florida (2/27) with three treys.

AUSTRALIA TRIP (AUGUST 2015)

Played in all five games on the tour, primarily at backup point guard ... Averaged 13 minutes per game, 2.2 points and 1.2 rebounds ... Had four assists and six steals on the trip.

FRESHMAN SEASON (2014-15)

Patterson played 31 games (missing two with injury in which he did not dress), starting the final 11 games for the Tigers ... 10 games in double figure scoring ... Averaged 6.8 points per game, 2.4 rebounds and 2.19 assists per game ... Averaged 8.8 points in league play ... Scored season best of 20 points in regular season finale at #18 Arkansas, an 81-78 win (3/7) ... Hit 6-of-8 treys in the game, 7-of-11 total field goals ... Six games of 3-or-more three-point field goals ... Also scored 16 at Auburn (2/14), 15 in the double overtime win over Georgia (1/10) and 13 vs. Auburn (3/13) and Texas A&M (1/17) ... Best of 7 assists at Auburn (2/24) ... 7 rebounds versus Alabama (2/7) ... 44-of-118 from the arc (37.3 percent) ... 16-of-19 from the free-throw line (84.2 percent) ... 68 assists to just 26 turnovers with 37 steals ... Averaged 24.5 minutes per game.

PRIOR TO LSU

Point guard at Montverde for Coach Kevin Boyle as the team captured one state championship and two ESPN national championships ... Team was No. 1 in the nation in many of the polls after going 28-0 and winning the National High School Championship in both 2013 and 2014 ... In 2013, Patterson hit the game-winning 3-pointer when Montverde beat Tyler Ennis and St. Benedict's Prep in the National Invitational Final ... He also played point guard with the Atlanta Celtics.



PERSONAL

Born on Nov. 15, 1995 ... Right handed ...
 Nickname "Jay" ... Said he came to LSU
 because "it would be a place where I can
 improve my game in the next four years ...
 Mother is Leah Patterson ... Brother Jordan,
 two sisters – Jada, Aniyah ... Major is sport
 administration ... Favorite foods are pizza
 and chicken ... Favorite basketball players
 are LeBron James and Kyrie Irving while
 Peyton Manning is his favorite athlete outside
 basketball.

TOP CAREER PERFORMANCES

Points: 20 at Arkansas (3/7/15)
Rebounds: 7 vs. Alabama (2/7/15)
Field Goals Made: 7 at Arkansas (3/7/15)
3 PT FG Game: 6 at Arkansas (3/7/15)
Free Throws Made: 4, twice
Assists: 7 at Auburn (2/14/15)
Blocks: 2 vs. South Alabama (11/19/15)
Steals: 5 vs. Florida (2/27/16)
Minutes Played: 42 vs. Auburn (3/13/15)

TOP CAREER SCORING GAMES

1. 20 at Arkansas (3/7/15)
2. 16 at Auburn (2/14/15)
3. 15 vs. Georgia (1/10/15)
4. 13 vs. Auburn (SECT 3/13/15)
4. 13 vs. Texas A&M (1/17/15)
6. 11 vs. Florida (2/27/16)
6. 11 vs. Georgia (1/26/16)
6. 11 vs. North Florida (1/26/16)
6. 11 at Missouri (1/8/15)
6. 11 at UAB (12/13/14)



PATTERSON'S GAME-BY-GAME STATISTICS

2014-15

OPPONENT	MIN.	FG-A	3FG-A	FT-A	REB	PF	A	TO	BLK	STL	PTS
GARDNER-WEBB	14	2-6	1-4	0-0	5	1	0	1	0	0	5
TEXAS TECH	11	0-4	0-2	0-0	2	1	1	0	0	2	0
vs. Old Dominion	8	0-0	0-0	0-0	2	0	0	2	0	0	0
vs. Weber State	10	0-0	0-0	0-0	0	3	2	0	0	1	0
vs. Clemson	16	0-2	0-1	0-0	1	0	0	0	0	0	0
MCNEESE STATE	14	2-4	2-3	0-0	0	0	0	2	1	0	6
MASSACHUSETTS	7	0-1	0-0	0-0	0	0	0	0	0	0	0
at West Virginia	18	2-6	1-4	0-0	3	2	3	0	0	0	5
SAM HOUSTON STATE	24	1-2	0-0	2-2	5	1	3	1	0	1	4
at UAB	33	4-8	3-6	0-0	2	0	3	0	0	3	11
SOUTHERN MISS	22	4-6	2-3	0-0	4	0	2	1	0	2	10
SAVANNAH STATE	25	1-3	0-2	0-0	2	1	4	0	0	2	2
at Missouri	25	5-9	1-5	0-0	0	0	1	0	0	1	11
GEORGIA	27	4-8	3-6	4-7	2	0	3	0	1	2	15
at Ole Miss	14	0-4	0-2	0-0	0	0	1	0	0	0	0
TEXAS A&M	25	5-8	3-6	0-0	1	0	1	0	0	2	13
at Florida	28	2-4	2-3	0-0	4	0	2	1	0	1	6
at Vandy	33	3-8	2-6	2-2	4	1	3	0	0	1	10
AUBURN	16	2-6	1-3	0-0	1	3	2	0	0	0	5
ALABAMA	35	2-6	0-2	2-2	7	0	4	3	0	2	6
KENTUCKY	25	3-7	0-1	0-0	3	1	1	0	0	3	6
at Tennessee	35	3-6	2-5	0-0	5	2	4	2	0	0	8
at Texas A&M	29	3-8	2-6	2-2	1	1	1	0	0	1	10
FLORIDA	34	2-7	2-4	0-0	4	1	3	3	0	3	6
at Auburn	31	6-12	4-9	0-0	3	3	7	1	0	1	16
OLE MISS	35	4-11	1-7	0-0	4	2	5	1	0	1	9
TENNESSEE	33	0-5	0-3	0-0	3	0	3	2	0	1	0
at Arkansas	32	7-11	6-8	0-0	6	1	1	1	0	2	20
vs. Auburn (SECT)	42	3-10	3-8	4-4	1	1	3	1	1	2	13
vs. NC State (NCAAT)	32	3-7	2-6	0-0	0	1	1	1	0	0	8
Totals	760	75-184	44-118	16-19	75	27	68	26	3	37	210

2015-16

OPPONENT	MIN.	FG-A	3FG-A	FT-A	REB	PF	A	TO	BLK	STL	PTS
MCNEESE STATE	26	3-8	2-5	1-2	0	1	3	1	0	1	9
KENNESAW STATE	18	1-3	2-3	0-0	0	1	0	0	0	2	2
SOUTH ALABAMA	16	0-0	0-0	0-0	0	1	0	1	2	0	1
vs. Marquette	25	2-6	2-6	0-0	2	1	3	3	0	3	6
vs. NC State	16	3-5	1-3	0-0	0	3	1	2	0	2	7
at Charleston	24	2-4	2-4	0-0	0	3	5	1	0	3	6
NORTH FLORIDA	24	4-6	1-3	2-3	3	0	3	0	0	0	11
WAKE FOREST	13	0-1	0-1	0-0	0	1	1	0	0	0	0
KENTUCKY	23	2-5	0-1	2-4	3	0	1	0	0	1	6
at Florida	13	1-5	0-2	0-0	2	1	0	2	0	0	2
OLE MISS	26	2-6	1-4	0-0	3	1	2	0	0	0	5
ARKANSAS	32	3-6	2-5	1-2	2	1	3	0	0	3	9
at Texas A&M	19	1-5	1-5	0-0	2	2	1	3	0	0	3
at Alabama	32	2-5	1-4	0-0	4	2	3	0	0	0	5
GEORGIA	32	3-7	3-7	2-2	1	2	3	0	0	1	11
OKLAHOMA	30	1-5	1-4	0-0	3	2	2	1	0	1	3
at Auburn	31	2-3	2-2	0-0	3	0	2	1	0	2	6
MISSISSIPPI STATE	15	0-1	0-0	0-0	1	0	1	1	0	0	0
at South Carolina	5	2-2	2-2	0-0	1	2	0	0	0	0	6
TEXAS A&M	6	0-3	0-2	0-0	1	0	0	0	0	0	0
ALABAMA	10	1-2	0-1	0-0	0	1	3	0	0	0	2
at Tennessee	27	2-5	1-3	2-2	2	4	2	1	0	1	7
at Arkansas	37	2-10	2-7	0-0	1	2	1	0	0	3	6
FLORIDA	37	4-7	3-6	0-2	1	2	1	1	0	5	11
MISSOURI	32	1-4	1-4	0-0	1	0	1	0	0	1	3
at Kentucky	20	2-3	2-3	0-0	0	3	0	1	1	0	6
vs. Tennessee (SECT)	17	0-3	0-2	0-0	0	3	2	1	0	2	0
vs. Texas A&M (SECT)	11	0-2	0-0	0-0	2	0	0	0	0	0	0
Totals	617	46-122	30-90	10-17	38	39	45	21	1	34	132

PATTERSON'S YEAR-BY-YEAR STATISTICS

YEAR	GP-GS	MIN/AVG	FG-A	PCT.	3FG-A	PCT.	FT-A	PCT.	REB-AVG.	PF-FO	AST	TO	BLK	STL	PTS-AVG.
14-15	31-11	760/24.5	75-184	.408	44-118	.373	16-19	.842	75-2.4	27-0	68	26	3	37	210-6.8
15-16	28-16	617/22.0	46-122	.377	30-90	.333	10-17	.588	38-1.4	39-0	45	21	1	34	132-4.7
TOTALS	59-26	1377/23.3	121-306	.395	74-208	.356	26-36	.722	113-1.9	66	113	47	4	71	324-5.8

DUOP REATH

#1 • F • 6-10 • 235 • JR. • JC
PERTH, AUSTRALIA
LEE COLLEGE

PRIOR TO LSU

Played last two seasons at Lee College in Baytown, Texas prior to coming to LSU ... Averaged 6.9 points per game in 2014-15 and 5.4 rebounds ... Shot 56.6 percent from the field ... As a sophomore, averaged 14.6 points per game and 8.4 rebounds ... Averaged 5.8 field goals made a game out of 9.5 attempts a contest ... Started out playing soccer and Australian football in Australia ... Then in high school, started playing basketball as he began to grow in height.

PERSONAL

Born on June 26, 1996 ... Born in South Sudan ... Family moved to Australia at the age of 9 looking for better situation due to the civil war in Sudan ... Right handed ... Parents are Nyanen Juch and Thomas Duop ... Other siblings: Dinaay, Choi, Chat, Nyadang, Chuatwech and Sebit ... Major is interdisciplinary studies ... Favorite pro basketball player is LeBron James of the Cleveland Cavaliers ... The San Antonio Spurs are his favorite NBA team ... Olympic sprinting gold medalist Usain Bolt is his favorite non-basketball athlete.



ELBERT ROBINSON III

#3 • C • 7-1 • 290 • JR. • 2L
GARLAND, TEXAS
LAKEVIEW CENTENNIAL HS

SOPHOMORE SEASON (2015-16)

Started seven games and saw action in 23 in his second year ... Averaged 2.4 points and 2.1 rebounds ... Went 22-of-43 (51.2 percent) from the field ... Recorded six blocks ... Had a career-high 10 points versus South Alabama (11/19) as he went 5-of-8 from the field ... Career-high seven rebounds against Oral Roberts (12/19) ... Played a career-high 21 minutes against NC State in Brooklyn and had 10 games with double-figure minutes ...

AUSTRALIA TOUR (AUGUST 2015)

Played in four games in Australia, averaging 11.3 minutes per game ... Averaged 1.5 points and 3.3 rebounds per game ... 7-of-13 boards were offensive rebounds.

FRESHMAN SEASON (2014-15)

Saw action in 11 games, starting four in his first year with the Tigers ... Averaged 0.5 points and 1.5 rebounds ... Scored two points against Charleston (12/22), ODU in the Paradise Jam (11/21) and versus Texas Tech (11/18) ... Played 14 minutes against both Gardner-Webb (11/15) and Charleston (12/22) ... Had five rebounds against both Gardner-Webb and Charleston and two blocks vs. Charleston ... Was 3-of-7 from the field.

PRIOR TO LSU

Despite collapsing defenses, Robinson still averaged 11.7 points, 10.9 rebounds 4.1 blocks per game his senior season, earning District MVP and Defensive Player of the Year honors ... All-State Class 5A by the Texas Association of Basketball Coaches ... Four-year-letterman for J. T. Locklear ... Averaged 14 points, 12.5 rebounds and six blocks as a junior at Lakeview.

PERSONAL

Born on Oct. 14, 1994 ... Left handed ... Nickname is "ER3" or "Big E" ... Came to LSU because "Great coaching staff and campus was a place I've always dreamed of playing." ... Father is Elbert Robinson, Jr. and step mother Angela Robinson ... One sister, Ashley ... Major is sport administration ... Favorite food is Chicken and dessert cheesecake ... Favorite singer is Drake ... Favorite professional basketball player is LSU icon Shaquille O'Neal ... Favorite athlete outside basketball is sprinter Usain Bolt ... Favorite NBA team Washington Wizards.



TOP CAREER PERFORMANCES

Points: 10 vs. South Alabama, 11/19/16
Rebounds: 7 vs. Oral Roberts, 12/19/15
Field Goals Made: 5 vs. Alabama, 11/19/15
Free Throws Made: 4 vs. McNeese, 11/13/15
Assists: 3 vs. Charleston, 12/22/14
Blocks: 2 vs. Charleston, 12/22/14
Steals: 2, twice
Minutes Played: 21 vs. NC State, 11/24/15

TOP CAREER SCORING GAMES

- 10 vs. South Alabama, 11/19/15
- 8 vs. McNeese Stae, 11/13/15
- 6 vs. Gardner-Webb, 12/16/15
- 6 vs. Kennesaw State, 11/16/15
- 4 at Texas A&M, 1/19/16
- 4 vs. NC State, 11/24/15
- 4 at Houston, 12/13/15
- 8, six times



ROBINSON'S III'S GAME-BY-GAME STATISTICS

2014-15

OPPONENT	MIN.	FG-A	3FG-A	FT-A	REB	PF	A	TO	BLK	STL	PTS
GARDNER-WEBB	14	0-2	0-0	0-0	5	2	1	1	0	0	0
TEXAS TECH	8	1-1	0-0	0-0	1	2	0	0	0	0	2
vs. Old Dominion	5	1-2	0-0	0-0	1	2	1	2	0	0	2
vs. Weber State	4	0-1	0-0	0-0	0	0	0	1	0	0	0
MCNEESE STATE	4	0-0	0-0	0-0	1	2	0	1	0	0	0
UMASS	2	0-0	0-0	0-0	1	1	0	0	0	0	0
at West Virginia	4	0-0	0-0	0-0	0	1	0	1	1	1	0
CHARLESTON	14	1-1	0-0	0-2	5	1	3	1	2	2	2
SOUTHERN MISS	6	0-0	0-0	0-0	2	0	0	1	0	0	0
at Missouri	6	0-0	0-0	0-0	2	0	0	1	0	0	0
at Auburn	1	0-0	0-0	0-0	0	0	0	0	0	0	0
Totals	68	3-7	0-0	0-2	17	13	5	9	3	5	6

2015-16

OPPONENT	MIN.	FG-A	3FG-A	FT-A	REB	PF	A	TO	BLK	STL	PTS
MCNEESE STATE	13	3-3	0-0	2-3	4	4	1	1	0	0	8
KENNESAW STATE	19	1-4	0-0	4-4	5	2	0	1	1	0	6
SOUTH ALABAMA	17	5-8	0-0	0-1	3	3	0	3	0	0	10
vs. Marquette	15	0-1	0-0	0-0	1	3	0	1	0	0	0
vs. NC State	21	2-4	0-0	0-0	4	4	0	3	1	0	4
at Houston	13	2-4	0-0	0-0	2	4	1	2	0	1	4
GARDNER-WEBB	9	3-5	0-0	0-2	2	2	0	0	1	0	1
ORAL ROBERTS	12	0-0	0-0	1-4	7	3	1	2	1	0	1
AMERICAN	7	1-1	0-0	0-0	0	1	0	0	0	0	2
WAKE FOREST	4	0-1	0-0	0-0	0	0	0	1	0	0	0
KENTUCKY	5	0-1	0-0	0-2	0	2	0	0	0	0	0
at Florida	7	0-1	0-0	0-2	2	4	1	1	1	0	0
at Texas A&M	12	2-5	0-0	0-1	4	4	0	1	0	0	4
at Alabama	2	0-0	0-0	0-0	0	0	0	0	0	0	0
GEORGIA	2	0-0	0-0	0-0	1	2	0	0	0	1	0
OKLAHOMA	2	0-0	0-0	2-2	2	1	0	0	0	0	2
MISSISSIPPI STATE	9	0-0	0-0	0-2	1	2	1	0	0	0	0
at South Carolina	3	1-1	0-0	0-0	0	2	0	0	0	0	2
TEXAS A&M	3	0-0	0-0	0-0	1	0	1	1	0	0	0
ALABAMA	6	0-1	0-0	0-2	0	0	0	0	0	0	0
vs. Tennessee (SECT)	13	1-1	0-0	2-3	3	0	0	0	0	0	4
vs. Texas A&M (SECT)	12	1-1	0-0	0-0	3	1	0	1	0	0	2
Totals	213	22	0-0	11-26	48	46	6	19	6	2	55

ROBINSON III'S YEAR-BY-YEAR STATISTICS

YEAR	GP-GS	MIN/AVG	FG-A	PCT.	3FG-A	PCT.	FT-A	PCT.	REB-AVG.	PF-FO	AST	TO	BLK	STL	PTS-AVG.
14-15	11-4	68/6.2	3-7	.429	0-0	.000	0-2	.000	17-1.5	13	5	9	3	5	6-0.5
15-16	23-7	213/9.3	22-43	.512	0-0	.000	11-26	.423	48-2.1	46	6	19	6	2	55-2.4
TOTALS	34-11	281/8.3	25-50	.500	0-0	.000	11-28	.393	65-1.9	59	11	28	9	7	61-1.8

BRANDON SAMPSON

#0 • G • 6-5 • 193 • SO. • 1L
BATON ROUGE, LOUISIANA
MADISON PREP

FRESHMAN SEASON (2015-16)

Made five starts and appeared in 27 games, averaging 13.2 minutes per contest ... Posted 4.0 points and 1.2 rebounds per game during his first season ... Had his best game of the early season in the opener against McNeese (11/13) with 18 points and four three-pointers ... Started the first four games of the year ... Came off of the bench against NC State in the Legends Classic in Brooklyn, N.Y. and scored 18 points ... Returned to action against Vanderbilt (1/2) after suffering a leg injury in practice prior to the Wake Forest (12/29) contest ... Went 3-of-5 from the field and 1-of-2 from the three-point line and had 8 points for the Tigers in their win over Missouri (3/1), his most since Oral Roberts (12/19) where he scored eight.

AUSTRALIA TOUR (August 2015)

Started two of the five games but was one of five players to average 25 minutes or more in the five games (125 minutes, 25.0 average) ... Also one of five players to average in double figures on the tour with 11.8 points per game with a 3.4 rebounds per game average ... Showed his ability from the FIBA three-point arc, hitting 12-of-26 field goals (46.2 percent) while making 22-of-45 overall from the field (48.9 percent) ... Three games in double figures -- 14 vs. Sydney Kings, 15 in the win over Melbourne United (3 assists) and 13 in the second Melbourne contest.

PRIOR TO LSU

Mr. Basketball in the state of Louisiana as chosen by the Louisiana Sports Writers Association ... NOLA.com All-Baton Rouge Area Small School Player of the Year ... LSWA Class 1A MVP ... Joins former LSU player Jarell Martin as Mr. Basketball's from Madison Prep ... Two paired together in 2013 when Chargers won the Class B state championship ... Team moved up to Class A and finished as runnerup his junior season, averaging 24.3 points, 6.1 rebounds and 4.3 assists per game ... In 2015, team won the Class A state championship with a 35-1 record and Sampson posted numbers of 15.9 points, 2.9 rebounds and 2.2 assists per game ... Jeff Jones was his high school coach at Madison Prep ... Sampson played the 1, 2 and 3 positions ... Sampson was named the all-tournament team at the state championship event, scoring 19 points on 7-of-9 field goal shooting in the finals after a 26-point effort in the semifinals ... Also played in the 2015 Kentucky Derby Festival Basketball Classic ... The four-star recruit was listed at No. 39 in the ESPNU Top 100 and No. 41 by Rivals.

PERSONAL

Born on May 1, 1997 ... Right handed ... Nickname is "BSamp" ... On choosing LSU, Sampson said, "being a part of a team with so much potential and the feeling of being in my (home) city" ... Parents are Maude Sampson and Brian Landry ... Two brothers – Kristopher Sampson and Dino Saunders ... "Sleep" is what he likes to do to relax ... Pizza and wings is the choice for favorite food and ice cream the best dessert ... Favorite pro basketball player is LeBron James and favorite team is Cleveland Cavaliers ... Major is sport administration.



TOP CAREER PERFORMANCES

Points: 18, twice
Rebounds: 4, twice
Field Goals Made: 7, vs. NC State, 11/24/15
3 PT FG Game: 4, twice
Free Throws Made: 6, vs. Kennesaw, 11/16/15
Assists: 3, twice
Blocks: 2, vs. Marquette, 11/23/15
Steals: 2, twice
Minutes Played: 33, vs. McNeese, 11/13/15

TOP CAREER SCORING GAMES

1. 18, vs. NC State, 11/24/15
1. 18, vs. McNeese State, 11/13/15
3. 10, vs. Marquette, 11/23/15
4. 8, vs. Missouri, 3/1/16
4. 8, vs. Oral Roberts, 12/19/15
4. 8, vs. Kennesaw State, 11/16/15
7. 6, vs. American, 12/22/15
7. 6, vs. Gardner-Webb, 12/16/15
9. 5, vs. North Florida, 12/2/15
9. 5, vs. South Alabama, 11/19/15



SAMPSON'S GAME-BY-GAME STATISTICS

2015-16	MIN.	FG-A	3FG-A	FT-A	REB	PF	A	TO	BLK	STL	PTS
MCNEESE STATE	33	6-12	4-6	2-4	3	1	2	1	1	2	18
KENNESAW STATE	28	1-7	0-4	6-6	4	2	2	1	1	1	8
SOUTH ALABAMA	28	1-6	1-4	2-3	4	0	3	1	1	2	5
vs. Marquette	32	4-12	2-7	0-0	1	1	0	2	0	1	10
vs. NC State	25	7-12	4-9	0-0	3	0	1	1	0	1	18
at Charleston	17	0-3	0-2	0-0	1	0	0	2	0	0	0
NORTH FLORIDA	23	1-4	0-2	3-4	1	3	1	0	0	0	5
at Houston	13	1-3	0-2	0-0	0	2	1	1	0	0	2
GARDNER-WEBB	13	2-3	1-2	1-1	2	1	3	1	0	0	6
ORAL ROBERTS	20	2-6	1-5	3-5	2	3	1	1	0	1	8
AMERICAN	21	2-3	2-2	0-0	1	0	0	1	0	1	6
at Vanderbilt	8	0-3	0-1	0-0	1	1	0	0	0	0	0
KENTUCKY	6	0-0	0-0	0-0	1	0	0	0	0	0	0
at Florida	3	0-1	0-1	0-0	0	0	0	0	0	0	0
OLE MISS	6	1-4	0-2	0-0	1	0	1	0	0	1	2
at Texas A&M	7	1-3	1-3	0-0	0	0	1	1	0	0	3
GEORGIA	3	0-1	0-1	0-0	0	0	0	1	0	0	0
at Auburn	7	0-1	0-0	0-0	1	1	0	1	0	0	0
MISS. STATE	3	0-0	0-0	0-0	1	0	0	0	0	0	0
at South Carolina	3	0-2	0-1	0-0	0	0	1	0	0	0	0
TEXAS A&M	5	0-2	0-0	0-0	0	0	0	0	0	0	0
at Tennessee	13	1-4	1-3	0-0	1	1	1	1	0	1	3
at Arkansas	6	0-1	0-1	0-0	1	0	0	0	0	0	0
MISSOURI	11	3-5	1-2	1-2	0	0	1	1	0	0	8
at Kentucky	9	0-2	0-2	0-0	1	0	1	0	0	0	0
vs. Tennessee (SECT)	2	1-4	0-2	0-0	1	0	0	0	0	0	2
vs. Texas A&M (SECT)	22	1-5	0-3	1-2	1	2	2	0	0	1	3
Totals	357	35-109	18-67	19-27	32	18	22	17	3	12	107

SAMPSON'S YEAR-BY-YEAR STATISTICS

YEAR	GP-GS	MIN/AVG	FG-A	PCT.	3FG-A	PCT.	FT-A	PCT.	REB-AVG.	PF-FO	AST	TO	BLK	STL	PTS-AVG.
15-16	27-5	357/13.2	35-109	.321	18-67	.269	19-27	.704	32-1.2	18	22	17	3	12	107-4.0
TOTALS	27-5	357/13.2	35-109	.321	18-67	.269	19-27	.704	32-1.2	18	22	17	3	12	107-4.0

WAYDE SIMS

**#44 • F • 6-6 • 222 • FR. • HS
BATON ROUGE, LOUISIANA
UNIVERSITY HIGH**

PRIOR TO LSU

2014-15 Louisiana Gatorade Player of the Year and a First Team All-State selection earned five letters at University High School in Baton Rouge where he won three state titles under head coach Joe Spencer ... Averaged 21.2 points, 9.6 rebounds and 2.2 assists per game as a senior after posting number of 17.6 points, 9.5 rebounds and 62.8 percent field goal percentage as a junior ... Was named the Most Outstanding Player at the LHSAA Top 28 two times ... Went to high school with teammate Skylar Mays.

PERSONAL

Born on Dec. 13, 1997 ... Father Wayne Sims played basketball at LSU under Dale Brown ... Mother is Fay Sims ... Chose LSU because he wanted to stay close to home, and said, "This team made me feel like part of a family." ... Enjoys sleeping and hanging out with friends ... Wings are his favorite food ... LeBron James is his favorite professional basketball player and the Cleveland Cavaliers is his favorite team ... Odell Beckham Jr. is his favorite athlete outside of basketball ... Major is kinesiology.



REED VIAL

#15 • G • 6-3 • 190 • SO. • RS
BATON ROUGE, LOUISIANA
PARKVIEW BAPTIST HS

Invited to walk-on to the team for the 2016-17 season by Coach Johnny Jones and the LSU basketball staff. Is in his third year at LSU but eligibility-wise is listed as a redshirt sophomore.

PRIOR TO LSU

Played for four years as shooting guard for Parkview Baptist and Coach Don Green ... Team won the District title in 2012 and in 2013 advanced to the Top 28 semifinals. He was a two-time All-District selection and a member of The Advocate All-Metro team ... Averaged 16 points, four assists and five rebounds as a junior ... Averaged 20 points, five assists and seven rebounds as a senior ... Also was a member of the National Honor Society, the top 10 percent GPA in the class, a member of the Beta Club and on the President's List.

PERSONAL

Born on Feb. 15, 1996 ... Right handed Parents are Rob Vial and Kristi Cupples ... Younger brother, Ryland Vial ... Major at LSU is finance ... "LSU is all I know. Close to home. Great business school," was answered on influences to attend LSU ... Likes to "hang" with friends and family to relax ... Likes sushi and bread pudding is his favorite dessert ... Favorite pro basketball player is LeBron James and his team is Vial's favorite, the Cleveland Cavaliers ... Vial's favorite pro athlete outside basketball is former LSU star and now Giants receiver, Odell Beckham, Jr.



CRAIG VICTOR II

#32 • F • 6-9 • 235 • JR. • 1L
NEW ORLEANS, LOUISIANA
FINDLAY PREP(NEV.)/UNIVERSITY OF
ARIZONA

SOPHOMORE SEASON (2015-16)

Had to sit through the end of the fall semester before becoming eligible after transferring to LSU in January 2015 ... Finished the season averaging 11.5 points per game and 5.6 rebounds in 26.9 minutes ... Made his LSU debut against Gardner-Webb (12/16) and posted 10 points and five rebounds with three steals in 20 minutes ... Went 6-of-8 from the floor against American (12/22) and scored 14 points ... Followed with a 19-point game after shooting 8-of-14 against Wake Forest (12/29) ... Had his first double-double vs. Kentucky (1/5) with 15 points and 12 rebounds ... Scored 18 points in the win over Ole Miss (1/13) ... Made the game winning offensive rebound and put back to defeat Arkansas (1/6) and also had his second double-double of the season with 16 points and 12 rebounds ... Six straight double figure scoring games from Ole Miss (1/13) through Oklahoma (1/30) to end January ... Started February with 13 points at Auburn ... Had a streak of seven straight games scoring double figures in late January into early February ... He had a co-team-high 16 points in the victory over Texas A&M (2/13) after sitting in foul trouble early in the first half ... Scored a career-high 21 points vs. Alabama (2/17).

REDSHIRT FRESHMAN SEASON (2014-15)

Transferred to LSU in January 2015 ... Practiced with the Tiger team the remainder of the year ... Continued to practice with team during the pre-season workouts and eligible to play after the conclusion of the fall semester and certification of grades ... Was not able to practice with the team or play in the August 2015 trip to Australia.

PRIOR TO LSU

Transferred to LSU after playing at the University of Arizona during the fall of 2014 ... Was eligible to practice with the Tigers under transfer rules ... Played in eight games at Arizona, hitting 8-of-13 field goal attempts, averaging 3.1 points and 1.1 rebounds ... Averaged 7.1 minutes per game ... Ranked as the No. 37 overall recruit, the No. 9 power forward and the No. 1 player from Louisiana in his recruiting class by ESPN ... Rated as the No. 40 overall recruit in his class by Rivals ... Tabbed as the No. 42 overall recruit and No. 8 player at his position by Scout ... Ranked as the No. 49 overall recruit and No. 11 power forward in his recruiting class by 247 Sports ... Averaged 13.7 points and 8.6 rebounds per game at Findlay Prep (Henderson, Nevada) in 2013-14, helping lead the Pilots to a 31-5 record, a No. 6 final national ranking and an NHSI national semifinal appearance ... An NBPA Top 100 Camp, Pangos All-American Camp ... An honorable mention MaxPreps Junior All-American in 2013 ... Named the 2013 Times-Picayune Large School Player of the Year and ranked atop the 2013 NOLA.com Super 16 ... A first-team all-state pick in Louisiana in 2013 after averaging 14.1 points, 11.3 rebounds and 3.0 blocks per game at St. Augustine High School ... An honorable mention all-state pick as a sophomore in 2012 after leading St. Augustine to a state runner-up finish ... Paced St. Augustine to a state title as a freshman in 2011 ... Coached by Jerome Williams at Findlay Prep and Mitchell Johnson at St. Augustine.



PERSONAL

Born February 27, 1995 ... Parents are Tyra Johnson Brown and Craig Victor, Sr. ... Seven brothers and sisters: Coi Vincent, Darryan Washington, Errol Brown, Eli Brown, Jerwane Smith, Mya Brown, Sambrell Smith ... Major is sports administration ... Favorite food is crawfish pasta ... Decision to come to LSU included "being closer to home; family and food ... Favorite professional basketball player is the Pelicans' Anthony Davis, which means his favorite team is the New Orleans Pelicans ... Favorite pro athlete outside basketball is Julio Jones.

TOP CAREER PERFORMANCES

Points: 21 vs. Alabama (2/17/16)
Rebounds: 12, twice
Field Goals Made: 8 vs. Wake Forest (12/29/15)
3 PT FG Game: 1 vs. Gardner-Webb (12/16/15)
Free Throws Made: 9 vs. Kentucky (1/5/16)
Assists: 2, twice
Blocks: 3 versus Arkansas (1/16/16)
Steals: 3, three times
Minutes Played: 37 vs. Wake Forest (12/29/15)

TOP CAREER SCORING GAMES

1. 21 vs. Alabama (2/17/16)
2. 19 vs. Wake Forest (12/29/15)
3. 18 vs. Ole Miss (1/13/16)
4. 16 vs. Arkansas (1/16/16)
5. 15 vs. Oklahoma (1/30/16)
5. 15 vs. Kentucky (1/16/16)
7. 14 vs. American (12/22/15)
8. 13 at Auburn (2/2/16)
8. 13 vs. Oral Roberts (12/19/15)
10. 11, Five times



VICTOR II'S GAME-BY-GAME STATISTICS

2015-16												
OPPONENT	MIN.	FG-A	3FG-A	FT-A	REB	PF	A	TO	BLK	STL	PTS	
GARDNER-WEBB	20	4-7	1-2	1-10	5	4	0	0	1	3	10	
ORAL ROBERTS	14	6-11	0-1	1-2	1	4	0	0	0	0	13	
AMERICAN	26	6-8	0-0	2-3	5	2	2	3	2	3	14	
at Vanderbilt	22	5-11	0-0	1-2	6	3	2	1	1	3	11	
KENTUCKY	36	3-11	0-1	9-14	12	4	1	1	1	1	15	
at Florida	30	2-9	0-1	2-5	9	5	0	1	1	1	6	
OLE MISS	32	7-10	0-0	4-11	6	3	2	1	2	0	18	
ARKANSAS	34	6-14	0-0	4-8	12	4	0	0	3	1	16	
at Texas A&M	23	4-9	0-0	2-2	2	4	1	0	0	0	10	
at Alabama	27	4-15	0-0	3-3	5	5	0	1	0	1	11	
GEORGIA	25	4-7	0-0	3-4	8	4	0	3	0	1	11	
OKLAHOMA	32	6-12	0-0	3-4	3	3	0	2	0	0	15	
at Auburn	33	6-11	0-0	1-2	8	4	0	3	0	0	13	
MISS. STATE	29	3-7	0-0	2-4	4	3	2	2	1	2	8	
at South Carolina	25	1-4	0-0	4-4	5	5	2	0	2	1	6	
TEXAS A&M	25	4-7	0-0	8-9	4	3	0	2	0	0	11	
ALABAMA	30	7-13	0-0	7-8	7	5	1	1	0	2	2	
at Tennessee	30	2-8	0-0	2-2	3	3	1	1	0	0	6	
at Arkansas	24	4-8	0-0	3-6	8	5	2	2	0	0	11	
FLORIDA	17	4-6	0-0	2-2	1	5	1	1	1	0	8	
MISSOURI	31	5-11	0-1	0-2	2	4	1	1	0	3	10	
at Kentucky	22	3-6	0-0	1-2	3	2	0	0	0	0	7	
vs. Tennessee (SECT)	34	4-14	0-0	2-2	9	5	1	9	9	1	10	
vs. Texas A&M (SECT)	15	0-5	0-0	0-0	3	3	0	0	1	0	0	
Totals	673	108-239	1-6	70-114	139	97	20	30	16	25	297	

VICTOR II'S YEAR-BY-YEAR STATISTICS

YEAR	GP-GS	MIN/AVG	FG-A	PCT.	3FG-A	PCT.	FT-A	PCT.	REB-AVG.	PF-FO	AST	TO	BLK	STL	PTS-AVG.
15-16	25-24	673/26.9	108-239	.454	1-6	.167	70-114	.614	139-5.6	97-8	20	30	16	25	297-11.5
TOTALS	25-24	673/26.9	108-239	.454	1-6	.167	70-114	.614	139-5.6	97-8	20	30	16	25	297-11.5



0

Brandon Sampson

G • 6-5 • 193 • So. • 1L
Baton Rouge, Louisiana
Madison Prep



1

Duop Reath

F • 6-10 • 235 • Jr. • JC
Perth, Australia
Lee College



2

Antonio Blakeney

G • 6-4 • 197 • So. • 1L
Sarasota, Florida
Oak Ridge HS



3

Elbert Robinson III

C • 7-1 • 290 • Jr. • 2L
Garland, Texas
Lakeview Centennial HS



4

Skylar Mays

G • 6-4 • 205 • Fr. • HS
Baton Rouge, Louisiana
Findlay Prep



5

Kieran Hayward

G • 6-4 • 195 • Fr. • HS
Sydney, Australia
St. Joseph's College



10

Branden Jenkins

G • 6-4 • 180 • Jr. • JC
Maywood, Illinois
Proviso East/Lee College



11

Jalyn Patterson

G • 6-1 • 191 • Jr. • 2L
Atlanta, Georgia
Montverde Academy



12

Marshall Graves

G • 6-3 • 190 • Fr. • HS
Ponchatoula, Louisiana
University HS



15

Reed Vial

G • 6-3 • 190 • So. • RS
Baton Rouge, Louisiana
Parkview Baptist HS



20

Brian Bridgewater

F • 6-5 • 282 • Sr. • 2L
Baton Rouge, Louisiana
Scotlandville HS



21

Aaron Epps

F • 6-10 • 220 • Jr. • 2L
Ball, Louisiana
Tioga HS



32

Craig Victor II

F • 6-9 • 235 • Jr. • 1L
New Orleans, Louisiana
Findlay Prep/Arizona



44

Wayde Sims

G • 6-6 • 222 • Fr. • HS
Baton Rouge, Louisiana
University HS



45

Brandon Eddlestone

F • 6-8 • 248 • Sr. • 3L
Slidell, Louisiana
Northshore HS



Johnny Jones
Head Coach
Fifth Season
LSU, '85



Robert Kirby
Associate Head Coach
Second Season
Texas Rio Grande Valley, '83



Brendan Suhr
Associate Coach
Second Season
Montclair State, '73



Randy Livingston
Assistant Coach
First Season
University of Phoenix, '10



Charlie Leonard
Director of Operations
Fifth Season
Christian Brothers, '75



Harry Rabenhorst
1925-42; 45-57
29 Seasons
Record: 340-264



Dale Morey
1942-44
2 Seasons
Record: 28-19



Jess Fatherree
1944-45
1 Season
Record: 11-7



A.L. Swanson
1944-45
1 Season
Record: 4-2



Jay McCreary
1957-65
8 Seasons
Record: 82-115



Frank Truitt
1965-66
1 Season
Record: 6-20



Press Maravich
1966-72
6 Seasons
Record: 76-86



Dale Brown
1972-97
25 Seasons
Record: 448-301



John Brady
1997-2008
11 seasons
Record: 192-139



Butch Pierre
2007-08
1 season
Record: 5-5



Trent Johnson
2008-12
4 seasons
Record: 67-64



Johnny Jones
2012-Present
4 seasons
Record: 80-51



Dale Brown



Press Maravich



John Brady

By Chronological Order

YEARS	COACH (ALMA MATER)	SEASONS	GAMES	W-L	PCT.
1908-09	E. R. Wingard (Susquehanna)	1	7	5-2	.714
1909-11	J. W. Mayhew (Brown)	2	15	11-4	.733
1911-13	F. M. Long (Oklahoma)	2	15	6-9	.400
1913-18; 19-20	Dr. C. C. Stroud (Tufts)	6	103	82-21	.796
1918-19	R. E. Edmonds (LSU)	1	1	1-0	1.000
1920-21	Branch Bocock (Georgetown)	1	23	19-4	.826
1921-23	Frank "Tad" Gormley (Loyola)	2	36	25-11	.694
1923-24	"Moon" Ducote (Auburn)	1	20	8-12	.400
1924-25	H. E. "Gob" Wilson (Michigan)	1	17	10-7	.588
1925-42; 46-57	Harry Rabenhorst (Wake Forest)	29	604	340-264	.563
1942-44	Dale Morey (LSU)	2	47	28-19	.596
1944-45	Jess Fatherree (LSU)	1	18	11-7	.611
1944-45	*A. L. Swanson (LSU)	1	6	4-2	.667
1957-65	Jay McCreary (Indiana)	8	197	82-115	.416
1965-66	Frank Truitt (Otterbein)	1	26	6-20	.231
1966-72	Press Maravich (Davis-Elkins)	6	162	76-86	.469
1972- 97	Dale Brown (Minot St.)	25	749	448-301	.598
1997- 98	John Brady (Belhaven)	11	331	192-139	.566
2007-08	*Butch Pierre (Mississippi State)	1	10	5-5	.500
2008-12	Trent Johnson (Boise State)	4	131	67-64	.511
2012-Present	Johnny Jones (LSU)	4	131	80-51	.611
1908-2014	21 coaches	108	2649	1506-1143	.568

* Fatherree left LSU to join the U. S. Army with five games plus the tournament remaining in the 1944-45 season. Swanson replaced him for the balance of the year. Butch Pierre replaced John Brady who was relieved of his coaching duties with 10 games remaining in the 2008 season.

By Wins

COACH	SEASONS	GAMES	W-L	PCT.
Dale Brown	25	749	448-301	.598
Harry Rabenhorst	29	604	340-264	.563
John Brady	11	331	192-139	.566
Dr. C. C. Stroud	6	103	82-21	.796
Jay McCreary	8	197	82-115	.416
Johnny Jones	4	131	80-51	.611
Press Maravich	6	162	76-86	.469
Trent Johnson	4	131	67-64	.511
Dale Morey	2	47	28-19	.596
Frank "Tad" Gormley	2	36	25-11	.694
Branch Bocock	1	23	19-4	.826
J. W. Mayhew	2	15	11-4	.733
Jess Fatherree	1	18	11-7	.611
H. E. "Gob" Wilson	1	17	10-7	.588
"Moon" Ducote	1	20	8-12	.400
F. M. Long	2	15	6-9	.400
Frank Truitt	1	26	6-20	.231
E. R. Wingard	1	7	5-2	.714
Butch Pierre	1	10	5-5	.500
A. L. Swanson	1	6	4-2	.667
R. E. Edmonds	1	1	1-0	1.000

All-Time Assistant Coaches

Don Chaney -- 1950s
 Don Kennard -- 1958-61
 Buddy Bonnette -- 1961-62
 Greg Bernbrock -- 1964-72
 Jay McCreary -- 1965-72
 Jeff Tribbett -- 1971-72
 Jack Schalow -- 1972-74
 Homer Drew -- 1972-75
 Clarence Christenson -- 1972-75
 Art Tollis -- 1974-81
 Bob Stinnett -- 1975-77
 Ron Abernathy -- 1976-91
 Rick Huckabay -- 1978-83
 Jordy Hultberg -- 1980-83

Tex Winter -- 1983-85
 Gary Duhe -- 1983-85
 Bo Bahnsen -- 1983-87
 Johnny Jones -- 1984-97
 Craig Carse -- 1987-94
 Joe Johnson -- 1987-88
 Jim Childers -- 1988-96
 Bob Starkey -- 1991-98
 Ari Fisher -- 1993-97
 Bob Boyd -- 1996-97
 Ricky Blanton -- 1996-97
 Kermit Davis, Jr. -- 1997-02
 Butch Pierre -- 1997-08
 Scott Osborne -- 1998-00

Donnie Tyndall -- 1997-01
 Mike Giorlando -- 2001-04
 Rickey Broussard -- 2002-04
 Larry Cordaro -- 2002-04
 Nikita Johnson -- 2004-07
 Scott Soprych -- 2004-07
 John Treloar -- 2004-08
 Chad Dollar -- 2007-08
 Jeff Clapacs -- 2007-08
 Keith Richard -- 2008-10
 Chris Bobel -- 2008-10
 Lynn Nance -- 2010-11
 Donny Guerinoni -- 2008-12
 Brent Scott -- 2008-12

Nick Robinson -- 2009-12
 Korey McCray -- 2013-14
 Tom Kelsey -- 2012-15
 Eric Musselman -- 2014-15
 David Patrick -- 2012-16
 Al Pinkins -- 2015-16
 Brittany Carvalho -- 2010-Present
 Zach Kendrick -- 2011-Present
 Charlie Leonard -- 2012-Present
 Brendan Suhr -- 2015-Present
 Robert Kirby -- 12-13; 2016-present
 Randy Livingston -- 2016-Present

* - Assistant Coaches Roster at LSU (including where available graduate assistants, administrative assistants/director of operations, video coordinators, executive assistant HC)



JOHNNY JONES

Head Coach • Fifth Season at LSU

The whistle blows and Johnny Jones steps to center court with his team to begin another season as the head coach of the LSU men's basketball team.

While he calmly imparts the message for that day's workout session to his eager group of Tigers, inside there is a burning desire to continue to move the program forward and the passion to compete. It's the same passion he showed LSU fans in the early 1980s as a point guard on the Tiger basketball teams. It's the same passion he showed as an assistant for many years with Coach Dale Brown.

The burning desire and passion, combined with the love of his alma mater that has made Jones and LSU a strong fit together as he enters his fifth year as head coach. Jones has proven his recruiting ability with multiple top five ranked classes and 80 wins in four years at LSU, the most four-year win total by any head coach in school history.

In fact, his first three wins in the 2016-17 season will push him past both C. C. Stroud and Press Maravich into fourth on the LSU Coaches win list behind only the three longest tenured coaches in school history

who combined to handle the head coaching position for a period of 65 years.

More notably, all four years he has posted non-losing seasons in the difficult Southeastern Conference and his 40 league wins is the second best start among present league coaches who have been on the job at least four years.

But there are more numbers that have to be taken into account when it comes to Jones' first-four years at LSU:

13 – Number of graduates in four years ... Every basketball player that has reached their senior season with the program under Jones has graduated from LSU, including three who returned to school during his tenure.

1 – No. 1 NBA Draft selection (Ben Simmons, 2016) ... Simmons became just the second LSU player to be picked No. 1 in the draft, joining Shaquille O'Neal (who Coach Jones was on the bench for as an assistant at LSU).

4 – NBA Draft selections last three years.

-- Johnny O'Bryant III (2014, Milwaukee); Jarell Martin (1st rd, Memphis, 2015) and Jordan Mickey (Boston, 2015); and, Ben Simmons (No. 1, Philadelphia) in 2016.

80 – Wins (three shy of moving into fourth all-time at LSU)

2 – Post-season appearances

9 – All-SEC selections

3 -- Ranking in college basketball in 2016 in increase in average attendance from 8,897 in 2015 to 11,383 this past season.

\$200,000 – Money raised for Baton Rouge area flood relief by the Shaquille O'Neal-Coach Johnny Jones Golf Tournament.

For Jones, just the fifth LSU alum to hold the top position in the men's basketball program and the third to have played and serve as head coach, his beliefs about



reaching out to fans and giving them an exciting style of basketball to watch in the Pete Maravich Assembly Center has been a strong selling point to fans and recruits alike.

Jones, in his coaching career, has aimed to put teams on the floor that will play hard from start to finish and play a style of basketball that makes players want to come to LSU to showcase their talent in a team concept. His teams have averaged well over 70 points a game the last four years and has shown the ability to rally when necessary, including 10 times when down by five or more at the half.

Jones has a job that he has been preparing for years to accept and that call to be the head coach at LSU came on April 13, 2012. He returned to a place he had spent many years playing and coaching. It was the dream job scenario and what he did after leaving LSU the first time prepared him to make this

return successful.

This will be Jones 22nd year as part of the LSU Basketball program;

22 total years working with LSU Basketball

4 seasons as player (1980-84)

13 seasons as a member of Dale Brown's coaching staff (1984-97)

Entering 5th season as the head coach at LSU (2012-present)

Jones believes in one of the long-time philosophies of LSU basketball – "HIT" – Hard. Intelligent. Together. It's a philosophy that LSU players learn very quickly that if they play hard, play with intelligence and play together,

a lot of good things can happen. Throw in "Family" and you have the mantra of LSU Basketball under Johnny Jones.

It's a "family" that has worked together at such times as flood relief, unloading a giant 18-wheeler of supplies from Shaq for a local area, or making an annual visit to the local hospital children's wing to sing Christmas carols to patients. It's reading in school to kids or visiting and learning from children at the Louisiana School for the Visually Impaired.

It has been that way since day one for Coach Jones as he has gone out of its way to embrace all aspects of this community.

He has spoken and visited in every part of the state, speaking to alumni and Tiger Athletic Foundation groups as well as youth organizations to help deliver the message of LSU Basketball.

Included in his talking points at every stop is how much he wants people to embrace LSU Basketball. It's not only fans he wants to hear that message but high school coaches who are excited again to have LSU coaches visiting with them on a regular basis.

Before teaming with O'Neal for the flood relief golf tournament, Jones was working on a project entitled "Johnny Jones Courts For Kids" and in 2015, the ribbon was cut for the first court, located at Expressway Park in Baton Rouge.

Coach Jones has a very successful booster club that gathers before each game for food and scouting reports in the practice facility. He also hosts public luncheons each month during the season that draws big crowds to hear about the LSU program and listen to guest speakers.

The LSU Seasons

In his first year at the helm of the Tigers (2013), LSU won 19 games and became one of the league's toughest teams by winning 10-of-their-last-16 games against SEC competition while making a school record 234 three-pointers and posting five players scoring in double figures.



It was a team that brought memories to long-time fans of the team in the 1970s that was known as "The Hustlers."

The second year (2014) saw the Tigers advance forward with 20 wins and the first post season appearance by an LSU team since 2009. The Tigers were named to the NIT field and went to San Francisco on short notice and walked away with a victory. Johnny O'Bryant III, who was selected in the NBA draft by Milwaukee earned first-team All-SEC honors, and freshman Jordan Mickey, who became the first player since Shaquille O'Neal to block 100 shots in a season at LSU, earned second-team All-SEC selection.

Another freshman, Jarell Martin, overcame an early season ankle injury to earn freshman SEC honors and was one of LSU's key players in the late-season run to post-season play.

During the 2015 season, the Tigers won on the road against a ranked team for the first time in 10 years, taking down No. 16 West Virginia on a late bucket. The win was more impressive since LSU was down double digits in the second half before rallying for the victory.

LSU won 22 games overall, 11 in the SEC and received a bid to the 2015 NCAA Tournament. Martin and Mickey returned and became



With Coach Jones, daughter Jillian, wife Kelli, and son John.



The Jones File

Year:	Fifth at LSU
Age:	55
Birth Date:	March 30, 1961
Hometown:	DeRidder, La.
High School:	DeRidder High
College:	LSU, BA, 1985
Wife:	Kelli
Children:	John, Jillian

College Coaching Experience

1984-85	Student Assistant, LSU
1985-87	Assistant Coach, LSU
1987-88	Administrative Assistant, LSU
1988-94	Assistant Coach, LSU
1994-97	Associate Coach, LSU
1997-99	Associate Coach, Memphis
1999-2000	Interim Head Coach, Memphis
2000-01	Assistant Coach, Alabama
2001-12	Head Coach, North Texas

April 13, 2012-Present Head Coach, LSU

Head Coaching Records

MEMPHIS

YEAR	OVERALL	C-USA	POSTSEASON
1999-2000	15-16	7-9	

NORTH TEXAS

YEAR	OVERALL	SUN BELT	POSTSEASON
2001-02	15-14	8-7	
2002-03	7-21	2-13	
2003-04	13-15	8-8	
2004-05	14-14	6-9	
2005-06	14-14	6-9	
2006-07	23-11	10-8	NCAA First Round
2007-08	20-11	10-8	
2008-09	20-12	11-7	
2009-10	24-9	13-5	NCAA First Round
2010-11	22-11	8-8	
2011-12	18-14	9-8	
Totals	190-146	91-90	2 NCAA Appearances

LSU

YEAR	OVERALL	SEC	POSTSEASON
2012-13	19-12	9-9	
2013-14	20-14	9-9	NIT Second Round
2014-15	22-11	11-7	NCAA Second Round
2015-16	19-14	11-7	
Totals	80-51	40-32	1 NIT, 1 NCAA Appearance

Overall **285-213** **138-131** 4 post season appearances

Johnny Jones By Month

Month	Memphis	North Texas	LSU	Total
November	2-2	29-19	16-7	47-28
December	4-5	54-29	18-4	76-38
January	3-4	46-41	19-15	68-60
February	3-4	43-44	19-13	65-61
March	3-1	18-13	8-12	29-26
Totals	15-16	190-146	80-51	285-213



stars in the league and both were first-team All-SEC selections. Mickey, despite battling injuries, again blocked more than 100 shots, making him and O'Neal the only LSU players with multiple 100-plus block seasons.

Both players were drafted in the 2015 NBA Draft, Martin in the first round by Memphis and Mickey by the Celtics.

For the 2015-16 season, LSU brought in its second top five recruiting class and won 11 games in the league for the second straight season, tying for third.

Ben Simmons was named the national freshman of the year and the winner of the prestigious Wayman Tisdale Award as well as a first-team All-SEC selection.

The Tigers, despite injuries early and late, won 19 games including late-game victories against Arkansas at home and Alabama on the road to go with a win against No. 9 Kentucky on the floor of the Maravich Center before a full house of LSU fans.

Freshman Antonio Blakeney

began to blossom during league play and had two 30-plus games against SEC opposition in earning freshman All-SEC honors.

Blakeney will be joined by returning players that experienced and learned from this past season. The 2016-17 team will also have some local flavor as Brandon Sampson of Madison Prep will be joined by Baton Rouge natives Skylar Mays and Wayde Sims. Sims' dad, Wayne, played for the Tigers when Coach Jones was an assistant at LSU.

Jones' Head Coaching Roots

This is Jones' third career head coaching position as he served as the interim head coach at the University of Memphis during the 1999-2000 season and began his run as the head coach at the University of North Texas prior to the 2001-02 season.

The Mean Green advanced to four of the last six Sun Belt Conference Tournament championship games, which included each of the final three seasons Jones was the head



Playing, Coaching Days at LSU

The four-year letterman (1980-1984) played on the 1981 NCAA Final Four team as a freshman and was part of 82 victories during his career. He then moved to the bench as assistant to Coach Dale Brown.

coach there (2010, 2011, 2012).

Under Jones, the Mean Green averaged 21 wins per year over his last six seasons which included a school record 24 wins in 2010 and a pair of SBC titles and NCAA Tournament trips.

Jones won more games than any other Sun Belt coach over his last six years in Denton and he coached five-of-the-nine 20-win seasons in North Texas history at that point.

In 2010, Jones was named a finalist for the Ben Jobe Award, which is given annually to the nation's top minority coach. As head coach at Memphis and North Texas, he defeated five Final Four coaches – Lou Henson, Nolan Richardson, John Brady, Billy Tubbs and Tom Crean.

At LSU, he has added to that total with wins over Final Four coaches Tubby Smith, John Calipari and Bob Huggins.

After ranking first or second in the league in scoring in each of the last seven seasons Jones was in Denton at North Texas, LSU has averaged over 70 points in four consecutive seasons for the first time since the 1993-96 seasons.

All four years have seen Jones' LSU team average more than 72 possessions a game, including this past season when the team averaged 74.7 possessions a game.



Johnny Jones vs. All Opponents

	UM	UNT	LSU	TOTALS
Alabama		0-1	4-3	4-4
Alabama A&M	1-0			1-0
Alabama-Birmingham		1-1	2-0	3-1
American			1-0	1-0
Angelo State		2-0		2-0
Arizona State		0-1		0-1
Arkansas	1-0	0-2	4-2	5-4
Arkansas-Little Rock		7-11		7-11
Arkansas State	0-1	12-9		12-10
Auburn		0-1	3-3	3-4
Baylor		1-2		1-2
Belhaven		1-0		1-0
Bethune-Cookman			1-0	1-0
Boise State		0-1	0-1	0-2
Butler			1-0	1-0
Cameron		4-0		4-0
Centenary		1-0		1-0
Chaminade	1-0			1-0
Charlotte	1-0	1-0		2-0
Charleston			1-1	1-1
Chattanooga		1-1	1-0	2-1
Cincinnati	0-1			0-1
Clemson			0-1	0-1
Colorado		0-1		0-1
Columbia		0-1		0-1
DePaul		0-2		0-2
Denver		14-8		14-8
Florida			3-4	3-4
Florida Atlantic		5-3		5-3
Florida International		10-3		10-3
Gardner-Webb			2-0	2-0
Georgetown	0-1			0-1
Georgia			3-3	3-3
Grambling State	1-0	2-0		3-0
Hardin-Simmons	2-0			2-0
Hartford		1-0		1-0
Henderson State	1-0			1-0
Houston	1-2	0-2	0-1	1-5
Houston Baptist		2-0	1-0	3-0
Indiana		0-2		0-2
Indiana State		2-0		2-0
Jackson State	1-0	4-0		5-0
Jarvis Christian		1-0		1-0
Kansas		0-1		0-1
Kansas State	0-1	0-2		0-3
Kennesaw State			1-0	1-0
Kentucky			2-6	2-6
La Sierra		1-0		1-0
Lamar		1-1		1-1
Lipscomb		1-1		1-1
Louisiana-Lafayette		12-12		12-12
Louisiana-Monroe	1-0	10-2	1-0	12-2
Louisville	0-1			0-1
Loyola Marymount		1-0		1-0
LSU		1-1		1-1
Marquette	1-0		0-2	1-2
Massachusetts			1-1	1-1
McNeese State			4-0	4-0
Memphis			0-1	0-1
Miami, FL	1-0			1-0
Middle Tennessee St.		6-8		6-8
Mississippi State		0-1	4-1	4-2
Mississippi Valley State			1-0	1-0
Missouri			3-2	3-2
NC State			0-2	0-2
Nebraska		0-1		0-1
New Mexico State		6-4		6-4
New Orleans		8-12	1-0	9-12
Nicholls State		2-0		2-0
North Florida			1-0	1-0
Northwestern Okla. St.		1-0		1-0
Northwestern State			2-0	2-0
Oklahoma			0-1	0-1
Oklahoma Panhandle St.		1-0		1-0
Oklahoma State		1-3		1-3
Old Dominion			0-1	0-1
Ole Miss	0-1		3-2	3-3



Oral Roberts		1-0	1-0	
Rhode Island		1-0	1-0	
Rice		3-0	3-0	
SMU		0-2	0-1	0-3
Saint Joseph's			1-0	1-0
Saint Louis	0-1			0-1
Sam Houston State		3-1	1-0	4-1
San Francisco			1-0	1-0
Savannah State			1-0	1-0
Seton Hall			1-0	1-0
South Alabama		7-9	1-0	8-9
South Carolina			3-2	3-2
Southeast Missouri St.		1-1		1-1
Southeastern La.		1-0	1-0	2-0
Southern			2-1	2-1
Southern California	0-1			0-1
Southern Miss		0-2	1-0	1-2
Southwest Missouri St.		2-0		2-0
St. Bonaventure		0-1		0-1
St. Edward's		2-0		2-0
St. Gregory's		1-0		1-0
Stephen F. Austin		2-0		2-0
TCU		1-3		1-3
Tennessee	0-1		2-4	2-5
Tennessee-Martin		1-0		1-0
Tennessee Tech		1-1	1-0	2-1
Texas		0-3		0-3
Texas-Pan American		4-0		4-0
Texas A&M		0-2	3-4	3-6
Texas A&M-Commerce		1-0		1-0
Texas A&M-International		1-0		1-0
Texas A&M-Kingsville		1-0		1-0
Texas Southern		2-0		2-0
Texas State		3-0		3-0
Texas Tech		1-1	2-0	3-1
Troy		8-3		8-3
Tulane		1-1		1-1
Tulsa		2-0		2-0
UC Irvine			1-0	1-0
UC Santa Barbara			1-0	1-0
UNC Wilmington		1-1		1-1
University of South Florida	3-0			3-0
UT-Arlington		2-4		2-4
UT-Permian Basin		2-0		2-0
Univ. of the Southwest		1-0		1-0
Vanderbilt			5-0	5-0
Wake Forest			0-1	0-1
Weber State		1-0	1-0	2-0
Western Kentucky		5-12		5-12
Western New Mexico		1-0		1-0
West Virginia			1-0	1-0
Winthrop		1-0		1-0



LSU History

When Johnny Jones suited up for his first game as an LSU Tiger against Colgate in the Great Alaskan Shootout on Nov. 28, 1980, it would mark the first of 121 games that he would play for LSU.

Then the player would turn assistant coach and be on the bench with Coach Brown for another 407 contests.

Before going to LSU, he attracted the attention of college scouts around the country after a stellar prep career at DeRidder High in southwest Louisiana where he led the team to a combined 83-26 record. He was named the state MVP in Class 4A and a prep All-America his senior season, averaging 28.3 points, nine rebounds and five assists.

As a player at LSU, besides playing on the 1981 NCAA Final Four team, Jones started 54 games. Nicknamed "The Bullet" he led the team in assists (124) as a junior and was ranked among the top five in the SEC that year. He is just one of 30 players in the history of the program with 200 assists or more (271).

His 136 career steals makes him one of 24 Tigers that have recorded 100 career steals.

After finishing his eligibility in 1984, he was asked by Coach Brown to join the staff as a student assistant before moving into a full-time role on the staff after earning his degree one year later.

Jones is the only person in LSU history to both play (1981) and coach (1986, assistant) in an NCAA Final Four. After his Tigers went to the 2015 NCAA Tournament, he became the first person to play for the Tigers in an NCAA Tournament, serve as an assistant coach



Coach Dale Brown and Coach Jones present the Dale Brown Award to Henry Shortess at the annual team banquet. Top right photo courtesy Michael DeMocker, NOLA.com | The Times-Picayune



for LSU in the NCAA Tournament and to be the LSU head coach in an NCAA Tournament game.

In all, Jones played in two NCAA Tournaments and has served as assistant or head coach in 10 additional NCAA Tournament seasons at LSU.

It was during his tenure at LSU that Jones earned his stripes as a top recruiter, something that continues to be his passion as head coach as he brings in the best players available that can help move the program forward.

Among those he helped lure to LSU in his assistant days were NBA superstar and Naismith Hall of Famer, Shaquille O'Neal. He also was involved in the recruiting of two-time All-American Chris Jackson (now Mahmoud Abdul-Rauf) and national high school player of the year (and now an assistant coach under Jones), Randy Livingston.

After Coach Brown's retirement following the 1996-97 season, Jones moved to Memphis to serve as Associate Head Coach in 1998 and 1999.

Jones was named the interim head coach at Memphis just prior to the 1999-00 season and then spent a year as an assistant coach in the SEC with Alabama (2001). He was named the head coach at North Texas on April 16, 2001, where he stayed until the LSU job became his in April 2012.

Johnny Jones and his wife, Kelli, have two children – John and Jillian. John has shown his basketball ability as part of three state championships teams in 2014, 2015 and 2016 at University Lab in Baton Rouge. Jillian is also involved in sports at U-High, playing on the school volleyball team.





Robert Kirby

Associate Head Coach • Second Year at LSU

Robert Kirby, recognized as one of the top assistant coaches in Division I basketball, returns to LSU for a second stint under LSU head coach Johnny Jones.

Kirby was a part of Jones' first team at LSU in 2013. He returns to LSU after three years on the staff at the University of Memphis.

During that season he helped the LSU Tigers to a 19-12 overall record and a 9-9 SEC mark. The 19 victories were the second-most by a first-year staff at LSU in the last 60 seasons. He coached All-SEC first-team selection Johnny O'Bryant III and helped LSU sign a consensus top-10 recruiting class for 2013-14 that was rated No. 5 by 247 sports, No. 6 by Rivals.com and No. 7 by ESPN.com.

Kirby, who enters his 32nd season as an assistant coach at the NCAA Division I level in 2016-17, besides his LSU and Memphis stints had stints at Georgetown (2010-12), Mississippi State (1998-2010; 1989-93), Houston (1993-98), Southeastern Louisiana (1988-89) and UALR (1985-88).

He has been involved in right at 570 NCAA Division I victories and 18 postseason squads. He also coached at Arkansas College (now Lyon College) in 1984-85 and Pan American University (now Texas Rio Grande Valley) as a student assistant in 1982-83.

Kirby, a Memphis native, has been

The Kirby File

Years at LSU: Second
 Birthdate: June 29, 1960
 Wife: Valerie
 Children: Katrina, Robin
 Hometown: Memphis, Tennessee
 Education: Texas-Rio Grande Valley, 1983

College Coaching Experience

1982-83:	Student Assistant, Texas-Pan American
1984-85:	Assistant Coach, Arkansas College
1985-88:	Assistant Coach, Arkansas-Little Rock
1988-89:	Assistant Coach, Southeastern Louisiana
1989-93:	Assistant Coach, Miss. State University
1993-98:	Assistant Coach, University of Houston
1998-10:	Assistant Coach, Miss. State University
2010-12:	Assistant Coach, Georgetown
2012-13:	Assistant Coach, LSU
2013-16:	Assistant Coach, Memphis
2016-	Associate Head Coach, LSU



recognized by Rivals.com as one of the nation's top recruiters and HoopScoop as one of the country's top assistant coaches. He is a recipient of the NABC Distinguished Years of Service Award.

At Memphis he helped transition the program to the American Athletic Conference from Conference USA in 2013 and coached three All-AAC selections in his time there.

At Georgetown, Kirby was part of a team that advanced to the NCAA Tournament in both seasons helping recruit consecutive classes ranked in the top-15 nationally including a player that would go on to be national Player of the Year.

But Southeastern Conference and LSU fans will be familiar with Kirby, besides his year at LSU, with his two stints at Mississippi State, including a 12-year run as the top assistant from 1998-2010. Kirby helped guide the Bulldogs to an average of nearly 21 wins per year, including a school-record 27 victories during the 2001-02 campaign.

Kirby brought in several nationally-ranked recruiting classes to Mississippi State. Kirby was part of teams that captured an SEC regular season or tournament title for three straight years (2002-04), five SEC Western Division crowns and had 10 postseason appearances, including six NCAA appearances in his second stint in Starkville.

At Mississippi State he coached five All-Americans, 11 All-SEC performers, one SEC Player of the Year, one SEC Newcomer of the Year, one SEC Defensive Player of the Year and four SEC All-Freshman Team picks.

Kirby was part of the staff on the 1990-91 Bulldogs that tied LSU for a share of the SEC

championship, the schools first since 1963 and its first NCAA Tournament appearance in 28 seasons.

A two-year basketball letter winner and 1983 graduate of Pan American University (now known as Texas-Rio Grande Valley) in Edinburg, Texas, Kirby was a starting forward on the 1980-81 Bronc club that earned a berth in the National Invitation Tournament. He averaged 12.4 points and 7.0 rebounds per game as a senior before serving one season as a student assistant coach at his alma mater.

Kirby began his collegiate playing career at Three Rivers Community College in Poplar Bluff, Missouri, where he helped lead the Raiders to the 1978-79 national championship as a freshman and a fifth-place national team finish the following season.

His first full-time job as a college assistant came during the 1984-85 season at Arkansas College, before moving to Arkansas-Little Rock (1985-88). After one season at Southeastern Louisiana in Hammond, Kirby had his first stint as assistant on the Mississippi State staff.

Between stints at Mississippi State, he coached from 1993-98 on the staff at the University of Houston, where he served as the staff's recruiting coordinator in addition to his coaching and scouting duties. He helped the Cougars land one of the nation's top 10 recruiting classes in 1994, while also helping guide the 1996 UH club to a second-place Southwest Conference finish.



Brendan Suhr

Associate Coach • Second Year at LSU

Brendan Suhr, a finalist this past summer for the Tex Winter Assistant Coach Lifetime Impact Award from the National Basketball Coaches Association, enters his second season as a part of the LSU men's basketball staff.

Suhr has a wealth of basketball knowledge and experience and has proven to be a valuable asset to the LSU staff since joining the team prior to the team's trip to Australia in August 2015.

The Award is presented annually to an Assistant Coach (current or inactive) who has had a storied career as an NBA Assistant Coach and has made a consistent substantial impact while on the bench.

A storied career is what Suhr is continuing at LSU, having been part of two NBA championships as an assistant coach. He came to Baton Rouge after serving as a part of the University of Central Florida basketball staff.

Suhr is also the founder and president of the speaking and consulting firm Off the Court, Inc., a business that features his skills as a keynote speaker, executive coach, author, and consultant for the last 25 years. The Gallup Organization has certified him as a "Master Strengths Coach", one of only 5 people in the world who shares that distinction.

One of the most respected figures in

The Suhr File

Name: Brendan Suhr
 Birthdate: April 28, 1951
 Hometown: Fair Lawn, New Jersey
 Education: Montclair State ('73); Fairfield ('79, master's)
 Wife: Brenda
 Children: BK, Christina

College Coaching Experience

1973-74: Assistant Coach, Detroit
 1974-79: Assistant Coach, Fairfield
 2010-12: Director of Program Development, UCF
 2012-13: Assistant Coach, UCF
 2013-15: Director of Program Development, UCF
July 2015-: Associate Coach, LSU

Professional Coaching Experience

1979-88: Assistant Coach, Assistant GM, Atlanta Hawks
 1988-92: Assistant Coach, Detroit Pistons
 1992-94: Assistant Coach, New Jersey Nets
 1995-97: Head Coach, Grand Rapids Hoops (CBA)
 1997: Assistant Coach, Toronto Raptors
 1997-99: Assistant Coach, Orlando Magic
 2000-01: Assistant Coach, Detroit Pistons
 2004-07: Assistant Coach, New York Knicks



basketball with over 25 years as a coach and executive in the National Basketball Association, Suhr won a pair of NBA titles as an assistant in Detroit when the Pistons claimed back-to-back championships in 1989 and 1990 under head coach Chuck Daly.

While at UCF, Suhr helped the Knights record three 20-win seasons and earn two trips to postseason tournaments.

Nine years ago, Suhr also founded Coaching U, a coaching, leadership and learning company, that is a technology and live event business that focuses on individual and team development. He also is a consultant to the National Basketball Players Association serving to help current and retired players in the areas of coaching and leadership. Additionally, he authored the book, "Chuck Daly Coach U."

He also was the head scout for the gold-medal United States "Dream Team" at the 1992 Barcelona Olympic Games and the assistant coach for two NBA All-Star Games (1988, 1990).

During his time in the NBA, Suhr assisted Naismith Basketball Hall of Fame coaches Chuck Daly, Hubie Brown and Lenny Wilkens. He also coached Hall of Famers Adrian Dantley, Joe Dumars (a Louisiana Sports Hall of Fame member), Dennis Rodman, Isiah Thomas and Dominique Wilkens. Suhr coached in over 2,500 NBA games, beginning in 1979 with a nine-year stint with the Atlanta Hawks.

He assisted in Detroit from 1988-92, the New Jersey Nets for two seasons (1992-94), the Toronto Raptors (1997) and the Orlando Magic (1997-99).

Suhr served as VP/Director of Player Personnel for Detroit in 1999-2000 and then was an assistant coach the following season. His final NBA stop was from 2004-07 as Assistant Coach/Director of Player Personnel for the New York Knicks.

For nine seasons, he served as the Vice President of the NBA Coaches Association.

Suhr also has experience in the Continental Basketball Association, serving as president, general manager and head coach of the Grand Rapids Hoops from 1995-97. He also co-owned the franchise for three years. Suhr, who was recognized as the CBA's Coach of the Year in 1995-96, worked as the league's executive vice president of basketball operations and industry relations.

Suhr began his coaching career in college as an assistant at the University of Detroit before moving to Fairfield University. He spent five seasons at Fairfield and earned his master's degree in education administration in 1979. Suhr played at Montclair State, where he received his undergraduate degree in 1973.

Suhr, a native of Fair Lawn, New Jersey, and his wife, Brenda, have two children, BK and Christina, an LSU graduate and now Doctor of Veterinary Medicine in Denver.



Randy Livingston

Assistant Coach • First Year at LSU

Former New Orleans prep star and LSU Tiger, Randy Livingston, returns to his alma mater for the 2016-17 season as he adds college assistant coach to his already decorated resume.

Livingston returns to Baton Rouge after spending several years with his LivOn Basketball Foundation. He founded LivOn Basketball in 2012 to expand his range of basketball activities to include coaching camps and clinics, speaking appearances and delivering scouting and recruiting services for Australian and New Zealand men and women players.

Livingston will bring a wide range of experience to the job having learned what it is like to be a high school star, to the struggles with injuries at LSU and then working hard to put together an 11-year career in the NBA. Livingston has also served as a head coach for the Idaho Stampede of the NBA Developmental League.

The New Orleans native attended Isidore Newman School and led the Greenies to three consecutive state championships (1991, 1992, 1993) and a four-year record of 114-15. As a senior, he won the Naismith National Player of the year honor. He was also named to the USA Today All-America first team and his jersey retired at the school in 2013.

He scored 3,429 points in his career (26.6 ppg) with 8.8 rebounds and 5.7 assists per game.

Livingston played in the McDonald's All-America game and Magic Johnson's Roundball Classic.

After signing with LSU and Coach Dale Brown and assistant Johnny Jones, Livingston suffered a knee injury in the summer before his arrival at LSU and had other complications that limited his career to 32 games. Before having his freshman season ended by injuries, Livingston averaged 14 points and a nation's best 9.4 assists per game.

The Livingston File

Years at LSU: First
 Birthdate: April 2, 1975
 Hometown: New Orleans, Louisiana
 College: Univ. of Phoenix, '10
 Wife: Anita Ondine
 Children: Kadaria, Jaeda, Jaiden, Randy Jr, Arthur

College Coaching Experience

2016- Present : Assistant Coach, LSU



Livingston (L) with wife Anita and son Arthur. (R) Livingston is shown at NOLA Hall of Fame ceremony with daughter Kadaria, son Randy Jr., and daughter Jaeda.



Livingston entered the 1996 NBA Draft after his sophomore season and he was selected by the Houston Rockets with the 42nd pick. He would play in the NBA for Houston, Atlanta, Phoenix, Golden State, Seattle, New Orleans, the Clippers, Utah and Chicago during his 11-year career.

Livingston also played parts of two seasons during that time with the Sioux Falls Skyforce of the CBA (winning a league title in 2005) and

during much of the 2006-08 seasons with the Idaho Stampede of the NBADL where he was named league MVP in 2007 and helped the team capture the title in 2008.

In 2016, Livingston was inducted into the Greater New Orleans Sports Hall of Fame, cementing his status as a local legend

Livingston, who received his Bachelors degree from the University of Phoenix in 2010, is married to Australian native, Anita Ondine.



Charlie Leonard

Director of Operations • Fifth Year at LSU

It's a partnership that is now well into its second decade at three different schools and Coach Charlie Leonard is helping Head Coach Johnny Jones continue the success they had in their previous partnerships at Memphis and North Texas.

After three seasons as assistant coach, Leonard moved last year into the Director of Operations position where many of his PR and management skills are being used to help the LSU Basketball program along with his vast knowledge of the game both on and off the floor.

In his three seasons on the floor coaching, he was part of an LSU staff that helped Coach Jones win 61 games, the most by any head coach in his first three seasons at LSU and the only one to take an LSU team to post-season play in two of the first three years.

It is Leonard's varied and successful background that has made him an important part of the staff at LSU. That background comes in play both on and off the floor and his longtime coaching experience is a benefit to help the LSU basketball program.

Leonard is in his 17th total season with Jones at LSU (5), North Texas (11, 2001-12) and Memphis (1, 1999-2000).

As Director of Operations, Leonard aids Coach Jones in administrative areas such as travel and practice and game scheduling and he has put together two highly-successful and, in many sessions, sold-out record-breaking numbers of Coach Jones' summer basketball camps. He also assists in some of the public relations aspects for the LSU basketball program as well as other duties assigned by the head coach.

Leonard's experience in coaching basketball dates back to 1975 when he started a career that began at Memphis (Tenn.) Prep School and includes a 12-year tenure at Christian Brothers High School. Later, he served for seven seasons heading the program at Christian Brothers

The Leonard File

Years at LSU: Fifth

Age: 63

Hometown: Memphis, Tennessee

College: Christian Brothers, 1975

College Coaching Experience

1990-97: Head Coach, Christian Brothers Univ.

1999-2000: Assistant Coach, Memphis

2001-12: Assistant Coach, North Texas

2012-15: Assistant Coach, LSU

2015- Present : Director of Operations, LSU



University in Memphis.

Leonard had winning seasons in six consecutive years and had 20 or more wins three times during his 1990-97 tenure at Christian Brothers University. He was a two-time NAIA District 24 Coach of the Year and is the school's third winningest coach with 127 victories. His best team was in 1993-94 when Christian Brothers posted a 24-8 record that earned him Coach of the Year honors in the Tennessee Collegiate Athletic Conference.

Leonard's 1994-95 CBU team topped the nation in all classifications in free throw shooting percentage.

Leonard has been involved with college teams that have won 20 or more games nine times.

He also served as assistant athletic director at CBU where he gained valuable experience in the administrative side of running an athletic

program, including working in promotions, fund-raising and with the compliance rules as set down by the NCAA. For his coaching and playing career at Christian Brothers University, he was elected to the CBU Athletic Hall of Fame in 2015.

At Christian Brothers High School, his team won a state championship in 1987 and sent more than 20 of his players on to play college basketball. He also was named the District Coach of the Year four times.

After leaving CBU, Leonard took his skills and opened and served as president of his own consulting firm in Memphis.

There is no doubt he has continued to succeed at every level of the game and he is continuing to help LSU and Coach Jones succeed in a big way.



Zach Kendrick

Video Coordinator • Sixth Season

Zach Kendrick has proven to be a valuable commodity ever since he joined the LSU basketball program.

He is in his fifth season with Coach Johnny Jones at LSU and his sixth year in a full-time position on the LSU Basketball staff as Video Coordinator.

Kendrick previously served as a Student Manager for the LSU Basketball program beginning with the 2006-07 season under Coach John Brady. His campaign as a student manager was highlighted by the 2008-09 SEC Championship season as the Tigers won 27 games and made a trip to the second round of the NCAA Tournament.

After receiving his Bachelor of Science

in sport administration, he was named as the team's Graduate Assistant under Coach Trent Johnson. One season later, he was promoted to a full-time position as Video Coordinator for the Tigers. Among his duties were to coordinate the team's film exchange program, prepare scouting reports for upcoming opponents, and create video breakdowns of the Tigers' games and practices.

Among his other duties, Kendrick maintains the program's recruiting database, coordinates all correspondence to PSAs. He is also responsible for developing and maintaining the LSU Basketball recruiting website, CoachJohnnyJones.net

The 30-year-old Kendrick is primarily involved with coordinating opponent scouting reports and film to formulate game plans designed to prepare for future opponents, as well as breaking down film for self-scouts to ensure team improvement and player development. He also helps carry out the day-to-day operations of the program and assists with the administration of the summer basketball camps at LSU.

Prior to LSU, Kendrick, a native of Jena, Louisiana was a three-year basketball letterman at Jena High School, earning All-District honors in both his junior and senior seasons.



Brittany Carvalhido

Administrative Assistant • Ninth Season

Brittany Carvalhido enters her seventh season on the men's basketball staff, serving as administrative assistant for head coach Johnny Jones.

The former college basketball player is entering her 11th season of working for and with a Division I basketball staff.

Carvalhido completed her playing career at Oklahoma State in 2005, where she was a two-year letterwinner. In her senior season, she was team co-captain and an Academic Big 12 selection.

Before arriving at Oklahoma State, Carvalhido played two seasons at Hutchinson (Kansas) Community College and helped her teams win 47 games. She was a

two-time All-Region selection and completed her career there as the school's career leader for 3-point field goals with 203 and eighth all-time leading scorer (779 points). She was an All-Jayhawk Conference first team performer as a freshman.

Carvalhido started her coaching career at Tulsa where she served as the video coordinator on the women's basketball coaching staff from 2005-07. From Tulsa, she moved on to Rice where she served as the director of basketball operations during the 2007-08 season.

Carvalhido was hired as the director of basketball operations on the LSU women's coaching staff in the spring of 2008 where



she served in that position until joining the LSU men's basketball staff.

Carvalhido is a native of Osborne, Kansas, where she was a four-year all-state athlete in basketball, tennis and track. She received her bachelor's degree in education from Oklahoma State in 2005.

She is married to Joe Carvalhido, Vice-President of Operations and Services of the Tiger Athletic Foundation. They have two children: Dane (5) and Ian (2).



Managers

Matthew Winsberg, Tommy Kuluz, Alex Comeaux, Jake Steinhardt, Karlton Ginn, Wes Prejean, Dillon McGowan, Wade Langlois



Steven Kushner

Graduate Manager



Rick Lefebvre

Basketball Strength & Conditioning Coordinator • Fifth Season

Rick Lefebvre enters his fifth season at LSU as the basketball strength and conditioning coordinator for the Tigers.

Lefebvre has been involved with major schools and athletes for years in his career and came to LSU from the Michael Johnson Performance Center in McKinney, Texas. There, he served as the head strength and conditioning coach for the FC Dallas of Major League Soccer and designed implemented performance training for the 2012 NFL combine class. He also assisted in the performance training for NFL, Major League Baseball, English Premier League and

Olympic Athletes.

He has also served as the Head Strength and Conditioning Coach for the University of Wisconsin-Green Bay where he designed and implemented programs for all UWGB teams.

The strength coach has also worked with Coach Johnny Jones previously when he was at North Texas from 2006 to March 2011 as Assistant Speed, Strength and Conditioning Coach where he worked with both the men's and women's basketball teams and designed and implemented programs for several other sports. He also assisted with the design and



implementation of the football training program.

Prior to coming to North Texas, Lefebvre served as assistant director of speed, strength and conditioning at the University of Texas-El Paso.

Lefebvre received his Bachelor of Science in health promotion and wellness at the University of Wisconsin-Stevens Point in December 2003.

Lefebvre and his wife, Liset, have two daughters, Madelynn, and Savannah Joy.





Shawn Eddy

Head Basketball Athletic Trainer • 12th Season • 21st Year at LSU

Shawn Eddy enters his 11th season as the head athletic trainer for the LSU men's basketball program in which he provides comprehensive medical care for the players.

Prior to joining the basketball program, he served nine years as the head baseball athletic trainer at Alex Box Stadium for the LSU Baseball Tigers.

This is Eddy's 21th season at LSU, arriving in July 1996 from Vanderbilt where he worked as a graduate assistant athletic trainer for two years. He was promoted to senior associate athletic

trainer in 2005 and also oversees athletic training activities for the Tiger Girls program.

He also supervised the Dr. Martin J. Broussard Center for Athletic Training, LSU's state-of-the-art training facility attached to Tiger Stadium that serves all sports.

Eddy, 45, earned a bachelor's degree in exercise physiology in 1994 from the West Virginia University School of Medicine. He also earned a Master's degree from Vanderbilt in health promotion and education. He is a member of the National Athletic Trainers Association and

Collegiate Athletic Trainers Society.

Eddy is married to Robin Levy, and he has three step children: Ben, Caro, and Cecilia.



Student Trainers
(L-R) Dexter Turner;
Kaelyn Sweet



2015-16 Season Review

The Tigers in 2015-16 spent much of the season it seemed trying to get a full roster that saw two of its starters miss the start of the season and one of those same important cogs miss games at the end of the season.

Yet, despite that, the 2015-16 had many exciting moments as fans watched the expected No. 1 seed in the NBA Draft, **Ben Simmons**, go through his one season at LSU attracting large crowds home and away showcasing his unique talents.

Fans saw the emergence of another freshman, **Antonio Blakeney**, who could also fill up the bucket and by the end of the season was becoming one of the most prolific scorers on the team and in the league.

Speaking of fans, LSU averaged the third highest attendance improvement in the nation with an increase of almost 3,000-plus a game.

Several other players had their moments to shine during the season and LSU for the second straight year finished in a tie for third in the SEC with 11 wins (advancing to the SEC Tournament semifinals), making 40 conference wins in Coach **Johnny Jones** four-years at LSU.

The Games

One of the most amazing games in years at the Maravich Center was the rallying 119-108 win over North Florida. The Ospreys posted 19 three-pointers and led by eight at the half. LSU scored 71 second half points en route to the rallying win as Simmons had 43 points, 14 rebounds, 7 assists and 5 steals. **Josh Gray** and **Tim Quarterman** had 20 points and six assists each.

For the second time in three years, LSU was able to defeat a top 10-ranked Kentucky team, 85-67, before over 13,500 and a national television audience. LSU's crowd was loud and helped the Tigers from the start as three Tigers – Simmons, **Craig Victor II** and Quarterman – all had double doubles.

LSU won two of its conference games – at home versus Arkansas and on the road at Alabama – on baskets in the final minute. Against Arkansas, Victor II grabbed an offensive rebound and scored the winning points, while at Alabama, Quarterman got the late game-winner.

The Tigers won 8-of-9 conference games at home, marking the first time LSU has won

eight SEC games at home since 2006 and the first time LSU has won 8 conference games in the nine-game conference schedule since 1991.

Big Individual Efforts

Simmons had 22 double doubles, including six games of 20 points-15 rebounds-5 assists and he was the first player in the SEC in the league to ever finish in the top five in points, rebounds and assists. He was a consensus choice for first-team A-A and as national freshman of the year.

Blakeney earned freshman All-SEC honors with two 30-point efforts in league play – 31 versus Mississippi State and 32 in the second meeting with Florida. He averaged over 14 points in conference play.

Keith Hornsby missed the start of the season with surgery and he wasn't available at the end of the season after reaggravating the same injury. But when he was on the court, his heart and leadership was important as he closed out his career with a 13.1 scoring average, making 41 percent of his three-point attempts.



Josh Gray



Antonio Blakeney



Blakeney averaged 12.6 points, Victor posted 11.5, and Quarterman 11.2 points a game.

The Graduates

Coach Jones witnessed the graduation of four players during the 2015-16 season, keeping the streak of every player reaching senior year eligibility receiving their degree from LSU since Coach Jones became coach.

Hornsby and Gray completed their eligibility and graduated and former walk-on **Henry Shortess**, who was 1) named a Rucks

Fellow as one of the top 10 students in the Ourso School of Business; and 2) awarded a scholarship for the spring semester by Coach Jones. Shortess graduated from LSU in three years.

A former player that started when Coach Jones was an assistant, **Rogers Washington**, came back and finished his degree work and also received his diploma during the past year.

All-America (1st team by USBWA, NABC; 2nd team by AP, Sporting News) ... 9th First-Team A-A in LSU history ... Wayman Tisdale Award winner, National Freshman of the Year (USBWA) ... Consensus First-Team All-SEC; SEC Freshman of the Year ... Second No. 1 NBA draft pick in LSU history.

Antonio Blakeney – Coaches Freshman All-SEC squad.

Henry Shortess – SEC Academic Honor Roll (3rd year)

Brandon Eddlestone – SEC Academic Honor Roll (2nd year).

Honors

Ben Simmons – Consensus First-Team



Henry Shortess



Craig Victor II



Ben Simmons

Ben Simmons



Keith Hornsby



Tim Quarterman

2015-16 Category Leaders

Points

Ben Simmons	632
Antonio Blakeney	415
Tim Quarterman	368
Craig Victor II	287
Keith Hornsby	262

Pts. Average

Ben Simmons	19.2
Keith Hornsby	13.1
Antonio Blakeney	12.6
Craig Victor II	11.5
Tim Quarterman	11.2

Field Goals

Ben Simmons	216
Antonio Blakeney	137
Tim Quarterman	118
Craig Victor II	108
Keith Hornsby	89

FG Percentage

Ben Simmons	56.0
Keith Hornsby	48.9
Craig Victor II	45.4
Josh Gray	44.0
Antonio Blakeney	42.5

3PT Field Goals

Antonio Blakeney	52
Tim Quarterman	48
Keith Hornsby	39
Jalyn Patterson	30
Brandon Sampson	18

3PT FG Percentage

Keith Hornsby	41.5
Tim Quarterman	34.3
Antonio Blakeney	33.5
Jalyn Patterson	33.3
Aaron Epps	30.0

Free Throws Made

Ben Simmons	199
Antonio Blakeney	89
Tim Quarterman	84
Craig Victor II	70
Keith Hornsby	39

FT Percentage

Keith Hornsby	81.8
Aaron Epps	77.8
Antonio Blakeney	74.8
Brandon Sampson	70.4
Ben Simmons	67.0

Rebounds

Ben Simmons	388
Tim Quarterman	153
Craig Victor II	139
Antonio Blakeney	113
Josh Gray	66

Rebound Avg.

Ben Simmons	11.8
Craig Victor II	5.6
Tim Quarterman	4.6
Antonio Blakeney	3.4
Keith Hornsby	2.9

Assists

Ben Simmons	158
Tim Quarterman	120
Josh Gray	58
Jalyn Patterson	45
Keith Hornsby	32

Blocks

Ben Simmons	27
Craig Victor II	16
Tim Quarterman	13
Aaron Epps	9
Two with	6

Steals

Ben Simmons	65
Jalyn Patterson	34
Tim Quarterman	32
Josh Gray	31
Two with	25

Minutes Played

Ben Simmons	1151
Antonio Blakeney	1016
Tim Quarterman	952
Craig Victor II	673
Jalyn Patterson	617



Jalyn Patterson



Ben Simmons

DATE	OPPONENT	SCORE	ATTENDANCE	LOC	HIGH SCORER	HIGH REBOUNDER
11/13/15	MCNEESE STATE	W, 81-70	11,679	H	Antonio Blakeney 22	Ben Simmons 13
11/16/15	KENNESAW STATE	W, 91-69	9654	H	Ben Simmons 22	Ben Simmons 9
11/19/15	SOUTH ALABAMA	W, 78-66	9758	H	Ben Simmons 23	Ben Simmons 16
11/23/15	\$vs. Marquette	L, 80-81	5775	N	Ben Simmons 21	Ben Simmons 20
11/24/15	\$vs. NC State	L, 72-83 (ot)	4775	N	Tim Quarterman 19	Ben Simmons 14
11/30/15	at Charleston	L, 58-70	4761	A	Ben Simmons 15	Ben Simmons 18
12/2/15	NORTH FLORIDA	W, 119-108	8981	H	Ben Simmons 43	Ben Simmons 14
12/13/15	at Houston	L, 98-105 (ot)	7918	A	Keith Hornsby 32	Ben Simmons 14
12/16/15	GARDNER-WEBB	W, 78-57	8896	H	Keith Hornsby 14	Ben Simmons 12
12/19/15	ORAL ROBERTS	W, 100-77	10095	H	Ben Simmons 24	Ben Simmons 9
12/22/15	AMERICAN	W, 79-51`	9902	H	Ben Simmons 23	Ben Simmons 5, Craig Victor II 5
12/29/15	WAKE FOREST	L, 71-77	12104	H	Ben Simmons 21	Ben Simmons 12
1/2/16	*at Vanderbilt	W, 90-82	13380	A	Ben Simmons 36	Ben Simmons 14
1/5/16	*KENTUCKY	W, 85-67	13573	H	Tim Quarterman 21	Craig Victor II 12
1/9/16	*at Florida	L, 62-68	11350	A	Ben Simmons 28	Ben Simmons 17
1/13/16	*OLE MISS	W, 90-81	12133	H	Craig Victor II 18	Craig Victor II 6
1/16/16	*ARKANSAS	W, 76-74	13610	H	Ben Simmons 16, Craig Victor II 16	Ben Simmons 18
1/19/16	*at Texas A&M	L, 57-71	13888	A	Tim Quarterman 12	Ben Simmons 11
1/23/16	*at Alabama	W, 72-70	15383	A	Ben Simmons 23	Tim Quarterman 9
1/26/16	*GEORGIA	W, 89-85	10749	H	Tim Quarterman 22, Ben Simmons 22	Ben Simmons 14
1/30/16	OKLAHOMA (SEC/Big 12)	L, 75-77	13882	H	Tim Quarterman 18	Ben Simmons 9
2/2/16	*at Auburn	W, 80-68	8051	A	Ben Simmons 21	Ben Simmons 13
2/6/16	*MISSISSIPPI STATE	W, 88-77	13123	H	Antonio Blakeney 31	Ben Simmons 9
2/10/16	*at South Carolina	L, 83-94	16009	A	Antonio Blakeney 22	Ben Simmons 6, Tim Quarterman 6
2/13/16	*TEXAS A&M	W, 76-71	12928	H	Ben Simmons 16, Craig Victor II 16	Ben Simmons 11
2/17/16	*ALABAMA	L, 69-76	10703	H	Craig Victor II 21	Ben Simmons 10
2/20/16	*at Tennessee	L, 65-81	19721	A	Ben Simmons 21	Ben Simmons 9
2/23/16	*at Arkansas	L, 65-85	15767	A	Ben Simmons 23	Ben Simmons 12
2/27/16	*FLORIDA	W, 96-91	13468	H	Antonio Blakeney 32	Ben Simmons 11
3/1/16	*MISSOURI	W, 80-71	9652	H	Ben Simmons 22	Ben Simmons 14
3/5/16	*at Kentucky	L, 77-94	24414	A	Tim Quarterman 23	Ben Simmons 11
3/11/16	%vs. Tennessee	W, 84-75	15222	N	Antonio Blakeney 22	Craig Victor II 9
3/12/16	%vs. Texas A&M	L, 38-71	19108	N	Ben Simmons 10	Ben Simmons 12

* SEC Game % SEC Tournament - Nashville, Tenn.

\$ Legends Classic - Brooklyn NY

Individual Superlatives

POINTS

43 - Ben Simmons, vs. North Florida (12/2/15)
36 - Ben Simmons, at Vanderbilt (1/2/16)
32 - Antonio Blakeney, vs. Florida (2/27/16)
32 - Keith Hornsby, at Houston (12/13/15)
31 - Antonio Blakeney, vs. Miss. State (2/6/16)

FIELD GOALS MADE

15 - Ben Simmons, vs. North Florida (12/2/15)
11 - Antonio Blakeney, vs. Mississippi State (2/6/16)
11 - Ben Simmons, vs. Kennesaw State (11/16/15)
10 - Ben Simmons, at Vanderbilt (1/2/16)
10 - Ben Simmons, vs. Oral Roberts (12/19/15)
10 - Keith Hornsby, at Houston (12/13/15)

FIELD GOAL ATTEMPTS

20 - Ben Simmons, vs. North Florida (12/2/15)
20 - Tim Quarterman, vs. NC State (11/24/15)
19 - Antonio Blakeney, at Arkansas (2/23/16)

FIELD GOAL PERCENTAGE (MIN. 6 MADE)

.857 (6-7) Ben Simmons, vs. Oklahoma (1/30/16)
.778 (7-9) Tim Quarterman, vs. North Florida (12/2/15)
.750 (15-20) Ben Simmons, vs. North Florida (12/2/15)
.750 (6-8) Ben Simmons, twice
.750 (6-8) Josh Gray, vs. Arkansas (1/16/16)
.750 (6-8) Craig Victor II, vs. American (12/22/15)

3-PT FIELD GOALS MADE

6 - Keith Hornsby, at Houston (12/13/15)
5 - Keith Hornsby, vs. Mississippi State (2/6/16)
5 - Tim Quarterman, vs. Oklahoma (1/30/16)
4 - Antonio Blakeney, 4 times

4 - Keith Hornsby, twice
4 - Brandon Sampson, twice
4 - Tim Quarterman, vs. Marquette (11/23/15)

3-PT FIELD GOAL ATTEMPTS

11 - Antonio Blakeney, vs. NC State (11/24/15)
10 - Keith Hornsby, vs. Mississippi State (2/6/16)
10 - Keith Hornsby, at Houston (12/13/15)

3-PT FIELD GOAL PERCENTAGE (MIN. 4 MADE)

1.000 (5-5) - Tim Quarterman, vs. Oklahoma (1/30/16)
.667 (4-6) -- Antonio Blakeney, at South Carolina (2/10/16)
.667 (4-6) - Brandon Sampson, vs. McNeese State (11/13/15)

FREE THROWS MADE

16 - Ben Simmons, at Vanderbilt (1/2/16)
14 - Ben Simmons, at Florida (1/9/16)
13 - Tim Quarterman, vs. Georgia (1/26/16)
13 - Ben Simmons, vs. North Florida (12/2/15)
12 - Antonio Blakeney, vs. Florida (2/27/16)

FREE THROWS ATTEMPTED

19 - Ben Simmons, vs. Alabama (12/17/16)
19 - Tim Quarterman, vs. Georgia (1/26/16)
19 - Ben Simmons, at Vanderbilt (1/2/16)

FREE THROW PERCENTAGE (MIN. 8 MADE)

1.000 (9-9) - Antonio Blakeney, vs. Tennessee (3/11/16)
.909 (10-11) - Ben Simmons, vs. Missouri (3/1/16)
.889 (8-9) - Ben Simmons, vs. Texas A&M (2/13/16)
.889 (8-9) - Craig Victor II, vs. Texas A&M (2/13/16)

3 - at Florida (1/9/16)
3 - at Auburn (2/2/16)

3-PT FIELD GOAL ATTEMPTS

High: 33 - vs. NC State (11/24/15)
27 - vs. Texas A&M (3/12/16)
27 - vs. Marquette (11/23/15)
Low: 6 - vs. AMERICAN (12/22/15)
10 - at Alabama (1/23/16)
12 - vs. N.FLORIDA (12/2/15)
12 - vs. ARKANSAS (1/16/16)

3-PT FIELD GOAL PERCENTAGE

High: .500 - (3-6) vs. AMERICAN (12/22/15)
.478 - (11-23) vs. OKLAHOMA (1/30/16)
.455 - (10-22) vs. MISSISSIPPI STATE (2/6/16)
Low: .143 - (2-14) vs. WAKE FOREST (12/29/15)
.150 - (3-20) at Florida (1/9/16)
.185 - (5-27) vs Texas A&M (3/12/16)

FREE THROWS MADE

High: 37 - vs. GEORGIA (1/26/16)
30 - vs. FLORIDA (2/27/16)
26 - vs. NORTH FLORIDA (12/2/15)
Low: 5 - vs. NC State (11/24/15)
7 - at Texas A&M (1/19/16)
7 - vs. Texas A&M (3/12/16)

FREE THROW ATTEMPTS

High: 55 -- vs. GEORGIA (1/26/16)
43 - vs. FLORIDA (2/27/16)
36 - vs. NORTH FLORIDA (12/2/15)
Low: 10 - vs. NC State (11/24/15)
10 - vs. Texas A&M (3/12/16)
13 - vs. OKLAHOMA (1/30/16)

FREE THROW PERCENTAGE

High: .826 - (19-23) vs. KENNESAW STATE (11/16/15)
.806 - (25-31) at Vanderbilt (1/2/16)
.793 - (23-29) vs. TEXAS A&M (2/13/16)
Low: .414 - (12-29) vs. GARDNER-WEBB (12/16/15)
.467 - (7-15) vs. Texas A&M (3/12/16)
.500 - (5-10) vs. NC State (11/24/15)
.500 - (16-32) vs. MCNEESE STATE (11/13/15)

REBOUNDS

20 - Ben Simmons, vs. Marquette (11/23/15)
18 - Ben Simmons, vs. Arkansas (1/16/16)
18 - Ben Simmons, at Charleston (11/30/15)
17 - Ben Simmons, at Florida (1/9/16)
16 - Ben Simmons, vs. South Alabama (11/19/15)

ASSISTS

10 - Ben Simmons, vs. NC State (11/24/15)
7 - Ben Simmons, 8 times
2 - Tim Quarterman twice

STEALS

7 - Ben Simmons, at Kentucky (3/5/16)
5 - Jalyn Patterson, vs. Florida (2/27/16)
5 - Keith Hornsby, vs. Texas A&M (2/13/16)
5 - Ben Simmons, vs. North Florida (12/2/15)
4 - Ben Simmons, vs. Florida (2/27/16)
4 - Ben Simmons, vs. Kennesaw State (11/16/15)

BLOCKED SHOTS

3 - Craig Victor II, vs. Arkansas (1/16/16)
3 - Ben Simmons, vs. North Florida (12/2/15)
3 - Brian Bridgewater, at Charleston (11/30/15)
3 - Ben Simmons, vs. NC State (11/24/15)

Team Superlatives

POINTS

High: 119 - vs. NORTH FLORIDA (12/2/15)
100 - vs. ORAL ROBERTS (12/19/15)
98 - at Houston (12/13/15)
96 - vs. FLORIDA (2/27/16)
91 - vs. KENNESAW STATE (11/16/15)
Low: 38 - vs. Texas A&M (3/12/16)
57 - at Texas A&M (1/19/16)
58 - at Charleston (11/30/15)
62 - at Florida (1/9/16)
65 - at Tennessee (2/20/16)
65 - at Arkansas (2/23/16)

FIELD GOALS MADE

High: 45 - vs. NORTH FLORIDA (12/2/15)
36 - vs. ORAL ROBERTS (12/19/15)
34 - at Auburn (2/2/16)
34 - at Houston (12/13/15)
Low: 13 - vs. Texas A&M (3/12/16)
19 - at Charleston (11/30/15)
20 - at Florida (1/9/16)
20 - at Arkansas (2/23/16)

FIELD GOAL ATTEMPTS

High: 77 - vs. NC State (11/24/15)
73 - vs. Marquette (11/23/15)
70 - vs. NORTH FLORIDA (12/2/15)
Low: 51 - vs. WAKE FOREST (12/29/15)
52 - vs. AMERICAN (12/22/15)
52 - vs. FLORIDA (2/27/16)

FIELD GOAL PERCENTAGE

High: .643 - (45-70) vs. NORTH FLORIDA (12/2/15)
.615 - (32-52) vs. AMERICAN (12/22/15)
.567 - (34-60) at Auburn (2/2/16)
Low: .206 - (13-63) vs. Texas A&M (3/12/16)
.311 - (19-61) at Charleston (11/30/15)
.351 - (20-57) at Arkansas (2/23/16)

3-PT FIELD GOALS MADE

High: 11 - vs. OKLAHOMA (1/30/16)
11 - vs. NC State (11/24/15)
10 - vs. MISSISSIPPI STATE (2/6/16)
Low: 2 - vs. WAKE FOREST (12/29/15)
3 - vs. NORTH FLORIDA (12/2/15)

REBOUNDS

High: 54 - vs. GARDNER-WEBB (12/16/15)
50 - at Florida (1/9/16)
46 - vs. KENTUCKY (1/5/16)
46 - at Charleston (11/30/15)
46 - vs. MCNEESE STATE (11/13/15)
Low: 23 - vs. AMERICAN (12/22/15)
28 - vs. FLORIDA (2/27/16)
29 - vs. MISSOURI (3/1/16)
29 - at Kentucky (3/5/16)

ASSISTS

High: 27 - vs. NORTH FLORIDA (12/2/15)
25 - vs. MISSISSIPPI STATE (2/6/16)
22 - vs. OLE MISS (1/13/16)
Low: 4 - vs. Texas A&M (3/12/16)
9 - vs. WAKE FOREST (12/29/15)
9 - at Kentucky (3/5/16)

STEALS

High: 14 - vs. FLORIDA (2/27/16)
14 - AMERICAN (12/22/15)
13 - vs. KENNESAW STATE (11/16/15)
Low: 3 - at Texas A&M (1/19/16)
4 - at Florida (1/9/16)
4 - at South Carolina (2/10/16)

BLOCKED SHOTS

High: 9 - vs. KENNESAW STATE (11/16/15)
7 -- vs. NORTH FLORIDA (12/2/15)
7 - at Charleston (11/30/15)
Low: 0 - 7 times

McNeese State (H-W)

F- Ben Simmons
C- Elbert Robinson III
G- Brandon Sampson
G- Antonio Blakeney
G- Tim Quarterman

Kennesaw State (H-W)

F- Ben Simmons
C- Elbert Robinson III
G- Brandon Sampson
G- Antonio Blakeney
G-Tim Quarterman

South Alabama (H-W)

F-Ben Simmons
C-Elbert Robinson III
G-Brandon Sampson
G-Antonio Blakeney
G-Tim Quarterman

Marquette (N-L)

F-Ben Simmons
C-Elbert Robinson III
G-Brandon Sampson
G-Antonio Blakeney
G-Tim Quarterman

NC State (N-L)

F-Ben Simmons
C-Elbert Robinson III
G-Jalyn Patterson
G-Antonio Blakeney
G-Tim Quarterman

Charleston (A-L)

F- Ben Simmons
F- Aaron Epps
G-Jalyn Patterson
G-Antonio Blakeney
G-Tim Quarterman

North Florida (H-W)

F-Ben Simmons
F-Aaron Epps
G-Josh Gray
G-Jalyn Patterson
G-Tim Quarterman

Houston (A-L)

F-Ben Simmons
C-Elbert Robinson III
G-Brandon Sampson
G-Antonio Blakeney
G-Josh Gray

Gardner-Webb (H-W)

F- Ben Simmons
C-Elbert Robinson III
G-Antonio Blakeney
G-Keith Hornsby
G-Tim Quarterman

Oral Roberts (H-W)

F-Ben Simmons
F-Craig Victor II
G-Antonio Blakeney
G-Keith Hornsby
G-Tim Quarterman

American (H-W)

F-Ben Simmons
F-Craig Victor II
G-Antonio Blakeney
G-Keith Hornsby
G-Tim Quarterman

Wake Forest (H-L)

F-Ben Simmons
F-Craig Victor II
G-Antonio Blakeney
G-Keith Hornsby
G-Tim Quarterman

Vanderbilt (A-W)

F-Ben Simmons
F-Craig Victor II
G-Antonio Blakeney
G-Keith Hornsby
G-Tim Quarterman

Kentucky (H-W)

F-Ben Simmons
F-Craig Victor II
G-Antonio Blakeney
G-Keith Hornsby
G-Tim Quarterman

Florida (A-L)

F-Ben Simmons
F-Craig Victor II
G-Antonio Blakeney
G-Keith Hornsby
G-Tim Quarterman

Ole Miss (H-W)

F- Ben Simmons
F- Craig Victor II
G- Keith Hornsby
G- Josh Gray
G- Jalyn Patterson

Arkansas (H-W)

F- Ben Simmons
F- Craig Victor II
G- Keith Hornsby
G- Josh Gray
G- Jalyn Patterson

Texas A&M (A-L)

F- Ben Simmons
F- Craig Victor II
G- Keith Hornsby
G- Josh Gray
G- Jalyn Patterson

Alabama (A-W)

F- Ben Simmons
F- Craig Victor
G- Keith Hornsby
G- Jalyn Patterson
G- Josh Gray

Georgia (H-W)

F- Ben Simmons
F- Craig Victor II
G- Keith Hornsby
G- Jalyn Patterson
G- Tim Quarterman

Oklahoma (H-L)

F- Ben Simmons
F- Craig Victor II
G- Keith Hornsby
G- Jalyn Patterson
G- Tim Quarterman

Auburn (A-W)

F- Ben Simmons
F- Craig Victor II
G- Keith Hornsby
G- Jalyn Patterson
G- Tim Quarterman

Mississippi State (H-W)

F- Ben Simmons
F- Craig Victor II
G- Keith Hornsby
G- Jalyn Patterson
G- Tim Quarterman

South Carolina (A-L)

F- Ben Simmons
F- Craig Victor II
G- Antonio Blakeney
G- Keith Hornsby
G- Tim Quarterman

Texas A&M (H-W)

F- Ben Simmons
F- Craig Victor II
G- Antonio Blakeney
G- Keith Hornsby
G- Tim Quarterman

Alabama (H-L)

F- Ben Simmons
F- Craig Victor II
G- Antonio Blakeney
G- Keith Hornsby
G- Tim Quarterman

Tennessee (A-L)

F- Brian Bridgewater
F- Craig Victor II
G- Antonio Blakeney
G- Keith Hornsby
G- Tim Quarterman

Arkansas (A-L)

F- Ben Simmons
F- Craig Victor II
G- Antonio Blakeney
G- Jalyn Patterson
G- Tim Quarterman

Florida (H-W)

F- Ben Simmons
F- Craig Victor II
G- Antonio Blakeney
G- Jalyn Patterson
G- Tim Quarterman

Missouri (H-W)

F- Ben Simmons
F- Craig Victor II
G- Antonio Blakeney
G- Josh Gray
G- Jalyn Patterson

Kentucky (A-L)

F- Ben Simmons
F- Craig Victor II
G- Antonio Blakeney
G- Jalyn Patterson
G- Tim Quarterman

Tennessee (SECT-W)

F- Ben Simmons
F- Craig Victor II
G- Antonio Blakeney
G- Josh Gray
G- Tim Quarterman

Texas A&M (SECT-L)

F- Ben Simmons
F- Craig Victor II
G- Antonio Blakeney
G- Josh Gray
G- Tim Quarterman

Lineup Records

Record 5-4

F- Ben Simmons
F- Craig Victor II
G- Antonio Blakeney
G- Keith Hornsby
G- Tim Quarterman

Record 3-1

F- Ben Simmons
C- Elbert Robinson III
G- Brandon Sampson
G- Antonio Blakeney
G- Tim Quarterman

Record 3-1

F- Ben Simmons
F- Craig Victor II
G- Keith Hornsby
G- Josh Gray
G- Jalyn Patterson

Record 3-1

F- Ben Simmons
F- Craig Victor II
G- Keith Hornsby
G- Jalyn Patterson
G- Tim Quarterman

Record 1-0

F- Aaron Epps
F- Ben Simmons
G- Josh Gray
G- Jalyn Patterson
G- Tim Quarterman

Record 1-0

F- Ben Simmons
C- Elbert Robinson III
G- Antonio Blakeney
G- Keith Hornsby
G- Tim Quarterman

Record 1-0

F- Ben Simmons
F- Craig Victor II
G- Antonio Blakeney
G- Josh Gray
G- Jalyn Patterson

Record 1-1

F- Ben Simmons
F- Craig Victor II
G- Antonio Blakeney
G- Josh Gray
G- Tim Quarterman

Record 1-2

F- Ben Simmons
F- Craig Victor II
G- Antonio Blakeney
G- Jalyn Patterson
G- Tim Quarterman

Record 0-1

F- Ben Simmons
C- Elbert Robinson III
G- Antonio Blakeney
G- Jalyn Patterson
G- Tim Quarterman

Record 0-1

F- Aaron Epps
F- Ben Simmons
G- Antonio Blakeney
G- Jalyn Patterson
G- Tim Quarterman

Record 0-1

F- Ben Simmons
C- Elbert Robinson III
G- Brandon Sampson
G- Antonio Blakeney
G- Josh Gray

Record 0-1

F- Brian Bridgewater
F- Craig Victor II
G- Antonio Blakeney
G- Keith Hornsby
G- Tim Quarterman

BATTLE 4 ATLANTIS

PARADISE ISLAND, BAHAMAS

NOV. 23-25 ²⁰₁₆

TOURNAMENT BRACKET



ALABAMA

JAN. 14 * BATON ROUGE, LOUISIANA
PETE MARAVICH ASSEMBLY CENTER * 2:30 P.M. SECN
FEB. 18 * TUSCALOOSA, ALABAMA
COLEMAN COLISEUM * 2:30 P.M. * SECN

Location: Tuscaloosa, AL
 Enrollment: 16,787
 President: Stuart R. Bell
 Athletic Director: Bill Battle
 Arena: Coleman Coliseum
 School Colors: Crimson and White
 Nickname: Crimson Tide

COACHING STAFF:

Head Coach: Avery Johnson
 Record at school (years coaching): 18-15 (2nd year)
 Overall record: 18-15 (2nd year)
 Assistants: Bob Simon, Antoine Pettway, John Pelphrey

TEAM/PLAYER INFO:

Series v. LSU: Alabama leads, 104-71
 2015-2016 record: 18-15
 Conference record/place: 8-10 (10th)
 Postseason: NIT (1st round)
 Lettermen returning/lost:
 Starters returning/lost: 2/3

MEDIA RELATIONS:

SID: Aaron Jordan
 Office Phone: (205)-348-6084
 Email: ajordan@ia.ua.edu
 Athletic Website: rolltide.com
 Twitter: @AlabamaMBB

ARKANSAS

JAN. 21 * FAYETTEVILLE, ARKANSAS
BUD WALTON ARENA * 7:30 P.M. SECN
FEB. 11 * BATON ROUGE, LOUISIANA
PETE MARAVICH ASSEMBLY CENTER * 7:30 P.M. SECN

Location: Fayetteville, AR
 Enrollment: 26,754
 Chancellor: Dr. Joseph E. Steinmetz
 Athletic Director: Jeff Long
 Arena: Bud Walton Arena
 School Colors: Cardinal and White
 Nickname: Razorbacks

COACHING STAFF:

Head Coach: Mike Anderson
 Record at school (years coaching): 102-64 (6th year)
 Overall record: 302-162 (15th year)
 Assistants: Melvin Watkins, T.J. Cleveland, Scotty Thurman

TEAM/PLAYER INFO:

Series v. LSU: Arkansas leads, 33-28
 2015-2016 record: 16-16
 Conference record/place: 9-9 (9th)
 Postseason: None
 Lettermen returning/lost: 5/5
 Starters returning/lost: 2/3

MEDIA RELATIONS:

SID: David Beall
 Office Phone: (479)-445-5336
 Cell Phone: (479)-445-5336
 Email: jdb048@uark.edu
 Athletic website: arkansasrazorbacks.com
 Twitter: @RazorbackMBB

AUBURN

JAN. 18 * AUBURN, ALABAMA
AUBURN ARENA * 7:30 P.M. SECN
FEB. 21 * BATON ROUGE, LOUISIANA
PETE MARAVICH ASSEMBLY CENTER * 6 P.M. SECN

Location: Auburn, AL
 Enrollment: 27,287
 President: Jay Gogue
 Athletic Director: Jay Jacobs
 Arena: Auburn Arena
 School Colors: Navy and Orange
 Nickname: Tigers

COACHING STAFF:

Head Coach: Bruce Pearl
 Record at school (years coaching): 16-40 (3rd year)
 Overall record: 488-185 (22nd year)
 Assistants: Chuck Person, Harry Adler, Chad Dollar

TEAM/PLAYER INFO:

Series v. LSU: LSU leads, 85-66
 2015-2016 record: 11-20
 Conference record/place: 5-13 (13th)
 Postseason: None
 Lettermen returning/lost: 8/8
 Starters returning/lost: 4/4

MEDIA RELATIONS:

SID: Chuck Gallina
 Office Phone: (334)-844-9800
 Cell Phone: (334)-844-9800
 Email: gallica@auburn.edu
 Athletic website: auburntigers.com
 Twitter: @AuburnMBB

**BAYLOR**

POSSIBLE BATTLE 4 ATLANTIS OPPONENT
NOV. 25 * PARADISE ISLAND, BAHAMAS
IMPERIAL ARENA * TBA

Location: Waco, Texas
 Enrollment: 16,787
 President: David E. Garland
 Athletic Director: Mack Rhoades
 Arena: Ferrell Center
 School Colors: Green and Gold
 Nickname: Bears

COACHING STAFF:

Head Coach: Scott Drew
 Record at school (years coaching): 250-172 (14th year)
 Overall record: 270-183 (15th year)
 Assistants: Jerome Tang, Alvin Brooks III, Paul Mills

TEAM/PLAYER INFO:

Series v. LSU: LSU leads, 4-3
 2015-2016 record: 22-12
 Conference record/place: 10-8 (5th)
 Postseason: NCAA Tournament (1st round)
 Letterman returning/lost: 6/3
 Starters returning/lost: 2/3

MEDIA RELATIONS:

SID: David Kaye
 Office Phone: 254-710-4389
 Cell Phone: 254-709-5147
 Email: david_kaye@baylor.edu
 Athletic website: baylorbears.com
 Twitter: @BaylorMBB

CHARLESTON

DEC. 19 * BATON ROUGE, LOUISIANA
PETE MARAVICH ASSEMBLY CENTER * 7 PM * SECN*

Location: Charleston, SC
 Enrollment: 11,531
 President: Glenn F. McConnell
 Athletic Director: Joe Hull
 Arena: TD Arena
 School Colors: White and Maroon
 Nickname: Cougars

COACHING STAFF:

Head Coach: Earl Grant
 Record at school (years coaching): 26-38 (3rd year)
 Overall record: 26-38 (3rd year)
 Assistants: Milan Brown, J.D. Powell, Quinton Ferrell

TEAM/PLAYER INFO:

Series v. LSU: Tied, 1-1
 2015-2016 record: 17-14
 Conference record/place: 8-10 (7th)
 Postseason: None
 Letterman returning/lost: 8/5
 Starters returning/lost: 4/1

MEDIA RELATIONS:

SID: Marlene Navor
 Office Phone: 843-953-8720
 Cell Phone: (843)-647-9916
 Email: navormu@cofc.edu
 Athletic website: cofcsports.com
 Twitter: @CougsSID

FLORIDA

JAN. 25 * BATON ROUGE, LOUISIANA
PETE MARAVICH ASSEMBLY CENTER * 8 P.M. SECN

Location: Gainesville, FL
 Enrollment: 53,744
 President: W. Kent Fuchs
 Athletic Director: Jeremy Foley
 Arena: Exactech Arena at the Stephen O'Connell Center
 School Colors: Blue and Orange
 Nickname: Gators

COACHING STAFF:

Head Coach: Mike White
 Record at school (years coaching): 21-15 (2nd year)
 Overall record: 122-55 (6th year)
 Assistants: Dusty May, Jordan Mincy, Darris Nichols

TEAM/PLAYER INFO:

Series v. LSU: LSU leads, 63-44
 2015-2016 record: 21-15
 Conference record/place: 9-9 (8th)
 Postseason: NIT (3rd round)
 Lettermen returning/lost: 8/7
 Starters returning/lost: 4/1

MEDIA RELATIONS:

SID: Denver Parler
 Office Phone: (352)-692-6195
 Cell Phone: (352)-318-3493
 Email: denverp@gators.ufl.edu
 Athletic website: floridagators.com
 Twitter: @GatorsMBK

**GEORGIA**

FEB. 27 * ATHENS, GEORGIA
STEGEMAN COLISEUM * 5 P.M. SECN

Location: Athens, Ga.
 Enrollment: 36,130
 President: Jere Morehead
 Athletic Director: Greg McGarity
 Arena: Stegeman Coliseum
 School Colors: Red and Black
 Nickname: Bulldogs

COACHING STAFF:

Head Coach: Mark Fox
 Record at school (years coaching): 126-103 (8th year)
 Overall record: 249-146 (13th year)
 Assistants: Philip Pearson, Jonas Hayes, Yasir Rosemond

TEAM/PLAYER INFO:

Series v. LSU: LSU leads, 64-44
 2015-2016 record: 20-14
 Conference record/place: 10-8 (T-6th)
 Postseason: NIT (2nd round)
 Lettermen returning/lost: 11/3
 Starters returning/lost: 3/2

MEDIA RELATIONS:

SID: Mike Mobley
 Office Phone: (706)-542-9021
 Cell Phone: (706)-540-7486
 Email: mmobley@sports.uga.edu
 Athletic website: georgiadogs.com
 Twitter: @UGABasketball

HOUSTON

NOV. 29 * BATON ROUGE, LOUISIANA
PETE MARAVICH ASSEMBLY CENTER * 8 P.M. SECN

Location: Houston, Texas
 Enrollment: 40,914
 President: Renu Khator
 Athletic Director: Hunter Yurachek
 Arena: Hofheinz Pavilion
 School Colors: Scarlet and White
 Nickname: Cougars

COACHING STAFF:

Head Coach: Kelvin Sampson
 Record at school (years coaching): 35-29 (3rd year)
 Overall record: 534-299 (28th year)
 Assistants: Alvin Brooks, Talvin Hester, Kellen Sampson

TEAM/PLAYER INFO:

Series v. LSU: Houston leads, 10-7
 2015-2016 record: 22-10
 Conference record/place: 12-6 (3rd)
 Postseason: NIT (1st round)
 Letterman returning/lost: 8/4
 Starters returning/lost: 3/2

MEDIA RELATIONS:

SID: Jeff Conrad
 Office Phone: (713)-743-9410
 Cell Phone: (713)-557-3841
 Email: jacnrad@central.uh.edu
 Athletic website: uhcougars.com
 Twitter: @UHCougarMBK



KENTUCKY

FEB. 7 • LEXINGTON, KY.
RUPP ARENA • 6 P.M. ESPN



Location: Lexington, KY
Enrollment: 30,000
President: Eli Capilouto
Athletic Director: Mitch Barnhart
Arena: Rupp Arena
School Colors: Blue and White
Nickname: Wildcats

COACHING STAFF:

Head Coach: John Calipari
Record at school (years coaching): 662-187 (25th year)
Overall record: 217-47 (8th year)
Assistants: Kenny Payne, John Robic, Tony Barbee

TEAM/PLAYER INFO:

Series v. LSU: Kentucky leads, 87-26
2015-2016 record: 27-9
Conference record/place: 13-5 (T-1st)
Postseason: NCAA Tournament (2nd round)
Lettermen returning/lost: 9/6
Starters returning/lost: 2/5

MEDIA RELATIONS:

SID: Eric Lindsey
Office Phone: (859)-257-8429
Cell Phone: (859)-619-0944
Email: eric.lindsey@uky.edu
Athletic website: ukathletics.com
Twitter: @KentuckyMBB

LOUISVILLE

POSSIBLE OPPONENT BATTLE 4 ATLANTIS
NOV. 24 • PARADISE ISLAND, BAHAMAS
IMPERIAL ARENA • TBA



Location: Louisville, Kentucky
Enrollment: 23,000
President: James R. Ramsey
Athletic Director: Tom Jurich
Arena: KFC Yum! Center
School Colors: Red and Black
Nickname: Cardinals

COACHING STAFF:

Head Coach: Rick Pitino
Record at school (years coaching): 391-134 (16th year)
Overall record: 745-262 (32nd year)
Assistants: Kenny Johnson, Mike Balado, David Padgett

TEAM/PLAYER INFO:

Series v. LSU: Louisville leads, 8-1
2015-2016 record: 23-8
Conference record/place: 12-6 (4th)
Postseason: None
Lettermen returning/lost: 10/4
Starters returning/lost: 2/3

MEDIA RELATIONS:

SID: Kenny Klein
Office Phone: 852-0112
Cell Phone: 502-599-7865
Email: Kenny@GoCards.com
Athletic website: gocards.com
Twitter: @KKcards

MICHIGAN STATE

POSSIBLE OPPONENT BATTLE 4 ATLANTIS
NOV. 25 • PARADISE ISLAND, BAHAMAS
IMPERIAL ARENA • TBA



Location: East Lansing, MI
President: Lou Anna K. Simon
Athletic Director: Mark Hollis
Arena: Breslin Student Events Center
School Colors: Green and White
Nickname: Spartans

COACHING STAFF:

Head Coach: Tom Izzo
Record at school (years coaching): 524-205 (22nd year)
Overall record: 524-205 (22nd year)
Assistants: Dwayne Stephens, Dane Fife, Mike Garland

TEAM/PLAYER INFO:

Series v. LSU: MSU leads, 1-0
2015-2016 record: 29-6
Conference record/place: 13-5 (2nd)
Postseason: NCAA Tournament (1st round)
Starters returning/lost: 2/3

MEDIA RELATIONS:

SID: Matt Larson
Office Phone: 355-2271
Cell Phone:
Email: larson@msu.edu
Athletic website: msuspartans.com
Twitter: @MSU_Basketball

OLE MISS

FEB. 14 • OXFORD, MISSISSIPPI
THE PAVILION AT OLE MISS • 8 P.M. SECN



Location: Oxford, MS
Enrollment: 24,250
President: Jeffrey Vitter
Athletic Director: Ross Bjork
Arena: The Pavilion
School Colors: Yale blue and Crimson
Nickname: Rebels

COACHING STAFF:

Head Coach: Andy Kennedy
Record at school (years coaching): 212-126 (11th year)
Overall record: 233-139 (12th year)
Assistants: Todd Abernathy, Bill Armstrong, Tony Madlock

TEAM/PLAYER INFO:

Series v. LSU: 120-87
2015-2016 record: 20-12
Conference record/place: 10-8 (6th)
Postseason: None
Lettermen returning/lost: 6/6
Starters returning/lost: 2/3

MEDIA RELATIONS:

SID: Daniel Snowden
Office Phone: 662-915-7509
Cell Phone: (662)-816-7511
Email: desnowde@olemiss.edu
Athletic website: olemissports.com
Twitter: @OleMissMBB

MISSISSIPPI STATE

JAN. 7 • BATON ROUGE, LOUISIANA
PETE MARAVICH ASSEMBLY CENTER •
2:30 P.M. SECN
MARCH 4 • STARKVILLE, MISSISSIPPI
HUMPHREY COLISEUM • 5 P.M. SECN



Location: Starkville, MS
Enrollment: 20,873
President: Mark E. Keenum
Athletic Director: Scott Striklin
Arena: Humphrey Coliseum
School Colors: Maroon and White
Nickname: Bulldogs

COACHING STAFF:

Head Coach: Ben Howland
Record at school (years coaching): 14-17 (2nd year)
Overall record: 415-223 (22nd year)
Assistants: George Brooks, Korey McCray, Ernie Zeigler

TEAM/PLAYER INFO:

Series v. LSU: 109-98
2015-2016 record: 14-17
Conference record/place: 7-11 (11th)
Postseason: None
Lettermen returning/lost: 3/6
Starters returning/lost: 1/4

MEDIA RELATIONS:

SID: Gregg Ellis
Office Phone: 662-325-3595
Cell Phone: 662-322-0145
Email: gellis@athletics.msstate.edu
Athletic website: hailstate.com
Twitter: @HailStateMBK

MISSOURI

JANUARY 4 • COLUMBIA, MISSOURI
MIZZOU ARENA • 8 P.M. SECN



Location: Columbia, Mo.
Enrollment: 32,777
President: Michael Middleton
Athletic Director: Jim Sterk
Arena: Mizzou Arena
School Colors: Black and Gold
Nickname: Tigers

COACHING STAFF:

Head Coach: Kim Anderson
Record at school (years coaching): 19-44 (3rd year)
Overall record: 293-139 (15th year)
Assistants: Emanuel Dildy, Rob Fulford, Steve Shields

TEAM/PLAYER INFO:

Series v. LSU: 4-2
2015-2016 record: 10-21
Conference record/place: 3-15 (14th)
Postseason: None
Lettermen returning/lost: 5/6
Starters returning/lost: 5/5

MEDIA RELATIONS:

SID: Patrick Crawford
Office Phone: (573)-882-2531
Cell Phone: (573)-808-6050
Email: crawfordpa@missouri.edu
Athletic website: mutigers.com
Twitter: @MizzouHoops

NC CENTRAL

DEC. 13 • BATON ROUGE, LOUISIANA
PETE MARAVICH ASSEMBLY CENTER
• 8 P.M. SECN



Location: Durham, NC
Enrollment: 8,011
President: Dr. Debra Saunders-White
Athletic Director: Dr. Ingrid Wicker McCree
Arena: McLendon-McDougald Gymnasium
School Colors: Maroon and Gray
Nickname: Eagles

COACHING STAFF:

Head Coach: LeVelle Moton
Record at school (years coaching): 127-94 (7th year)
Overall record: 127-94 (7th year)
Assistants: Eric Wilson

TEAM/PLAYER INFO:

Series v. LSU: First meeting
2015-2016 record: 13-19
Conference record/place: 7-9 (T-6th)
Postseason: None
Lettermen returning/lost: 7/6
Starters returning/lost: 2/3

MEDIA RELATIONS:

SID: Jonathan Duran
Office Phone: (919)-530-6892
Cell Phone: 919-757-9747
Email: jduran@ncceu.edu
Athletic website: nccueaglepride.com
Twitter: @NCCU_MBB

NORTH FLORIDA

NOV. 18 • BATON ROUGE, LOUISIANA
PETE MARAVICH ASSEMBLY CENTER
• 7 P.M. SECN+



Location: Jacksonville, Fla.
Enrollment: 16,252
President: John Delaney
Athletic Director: William (Lee) Moon
Arena: University of North Florida Arena
School Colors: Blue and Gray
Nickname: Ospreys

COACHING STAFF:

Head Coach: Matthew Driscoll
Record at school (years coaching): 118-112 (7 years)
Overall record: 144-189 (11 years)
Assistants: Bobby Kennon, Bruce Evans, Stephen Perkins

TEAM/PLAYER INFO:

Series v. LSU: LSU leads, 1-0
2015-2016 record: 22-12
Conference record/place: 10-4/1st
Postseason: NIT (1st Round)
Letterman returning/lost: 8/4
Starters returning/lost: 3/2

MEDIA RELATIONS:

SID: Brian Morgan
Office Phone: (904)-620-4027
Cell Phone: (904)-210-1012
Email: b.morgan@unf.edu
Athletic website: unfospreys.com
Twitter: @OspreyMBB

OLD DOMINION

POSSIBLE OPPONENT BATTLE 4 ATLANTIS
NOV. 24 • PARADISE ISLAND, BAHAMAS
IMPERIAL ARENA • TBA



Location: Norfolk, VA
Enrollment: 24,672
President: John R. Broderick
Athletic Director: Camden W. Selig
Arena: Ted Constant Convocation Center
School Colors: Blue and Silver
Nickname: Monarchs

COACHING STAFF:

Head Coach: Jeff Jones
Record at school (years coaching): 70-39 (4th year)
Overall record: 422-324 (25th year)
Assistants: Bryant Stith, John Richardson, Kelvin Jefferson

TEAM/PLAYER INFO:

Series v. LSU: LSU leads, 1-0
2015-2016 record: 25-13
Conference record/place: 12-6 (4th)
Postseason: Vegas 16 (Champion)

MEDIA RELATIONS:

SID: Grant Gardner
Office Phone: 683-5520
Email: gagardne@odu.edu
Athletic website: odusports.com
Twitter: @Grant_Gardner

ST. JOHN'S

POSSIBLE OPPONENT FOR BATTLE 4 ATLANTIS
NOV. 25 • PARADISE ISLAND, BAHAMAS
IMPERIAL ARENA • TBA



Location: New York City, NY
Enrollment: 20,881
President: Conrado Gempesaw
Athletic Director: Kathleen Meehan
Arena: Carnesecca Arena
School Colors: Red and White
Nickname: Red Storm

COACHING STAFF:

Head Coach: Chris Mullin
Record at school (years coaching): 8-24 (2nd year)
Overall record: 8-24 (2nd year)
Assistants: Barry Rohrsen, Matt Abdelmassih, Greg St. Jean

TEAM/PLAYER INFO:

Series v. LSU: St. John's leads, 2-1
2015-2016 record: 8-24
Conference record/place: 1-17 (10th)
Postseason: None
Letterman returning/lost: 7/5
Starters returning/lost: 2/3

MEDIA RELATIONS:

SID: Stephen Dombrosski
Office Phone: 718-990-6897
Cell Phone: 518-928-6103
Email: dombross@stjohns.edu
Athletic website: redstormsports.com
Twitter: @StJohnsBBall

SOUTH CAROLINA

FEB. 1 • BATON ROUGE, LOUISIANA
PETE MARAVICH ASSEMBLY CENTER
• 8 P.M. SECN



Location: Columbia, S.C.
Enrollment: 33,724
President: Harris Pastides
Athletic Director: Ray Tanner
Arena: Colonial Life Arena
School Colors: Black and Garnet
Nickname: Gamecocks

COACHING STAFF:

Head Coach: Frank Martin
Record at school (years coaching): 70-63 (5th year)
Overall record: 187-117 (10th year)
Assistants: Matt Figger, Perry Clark, Bruce Shingler

TEAM/PLAYER INFO:

Series v. LSU: USC leads, 16-15
2015-2016 record: 25-9
Conference record/place: 11-7 (3rd)
Postseason: NIT (2nd round)
Lettermen returning/lost: 8/8
Starters returning/lost: 2/3

MEDIA RELATIONS:

SID: Emily Miles
Office Phone: (803)-777-7743
Cell Phone: (803)-727-3284
Email: efeeney@mailbox.sc.edu
Athletic website: gamecocksonline.com
Twitter: @GamecockMBB

SOUTHERN MISS

NOV. 15 • BATON ROUGE, LOUISIANA
PETE MARAVICH ASSEMBLY CENTER
• 7 P.M. SECN+



Location: Hattiesburg, MS
Enrollment: 14,579
President: Rodney D. Bennett
Athletic Director: Bill McGillis
Arena: Reed Green Coliseum
School Colors: Black and Gold
Nickname: Golden Eagles

COACHING STAFF:

Head Coach: Doc Sadler
Record at school (years coaching): 17-41 (3rd year)
Overall record: 166-148 (11th year)
Assistants: Marques Townsend, Clarence Weatherspoon, Chris Croft

TEAM/PLAYER INFO:

Series v. LSU: LSU leads, 5-1
2015-2016 record: 8-21
Conference record/place: 5-13 (T-12th)
Postseason: None
Letterman returning/lost: 7/2
Starters returning/lost: 4/1

MEDIA RELATIONS:

SID: David Cohen
Office Phone: 601-266-6240
Cell Phone: 817-739-6585
Email: David.Cohen@usm.edu
Athletic website: southernmiss.com
Twitter: SouthernMissMBB

TENNESSEE

MARCH 1 • BATON ROUGE, LOUISIANA
PETE MARAVICH ASSEMBLY CENTER
• 6 P.M. SECN



Location: Knoxville, TN
Enrollment: 27,845
President: Joseph A. DiPietro
Athletic Director: Dave Hart
Arena: Thompson-Boling Arena
School Colors: Orange and White
Nickname: Volunteers

COACHING STAFF:

Head Coach: Rick Barnes
Record at school (years coaching): 15-19 (2nd year)
Overall record: 619-333 (31st year)
Assistants: Rob Lanier, Desmond Oliver, Michael Shwartz

TEAM/PLAYER INFO:

Series v. LSU: Tennessee leads, 64-45
2015-2016 record: 15-19
Conference record/place: 6-12 (12th)
Postseason: None
Lettermen returning/lost: 6/8
Starters returning/lost: 1/3

MEDIA RELATIONS:

SID: Tom Satkowiak
Office Phone: (865)-974-7501
Cell Phone: 865-696-2897
Email: tomsid@tennessee.edu
Athletic website: utsports.com
Twitter: @Vol_Hoops

TEXAS A&M

JAN. 11 • COLLEGE STATION, TEXAS
REED ARENA • 7:30 P.M. SECN
FEB. 4 • BATON ROUGE, LOUISIANA
PETE MARAVICH ASSEMBLY CENTER
• 8 P.M. ESPNU



Location: College Station, TX
Enrollment: 59,000
President: Michael K. Young
Athletic Director: Scott Woodward
Arena: Reed Arena
School Colors: Maroon and White
Nickname: Aggies

COACHING STAFF:

Head Coach: Billy Kennedy
Record at school (years coaching): 99-70 (6th year)
Overall record: 310-249 (19th year)
Assistants: Amir Abdur-Rahim, Isaac Chew, Ulric Maligi

TEAM/PLAYER INFO:

Series v. LSU: LSU leads, 18-16
2015-2016 record: 28-9
Conference record/place: 13-5 (1st)
Postseason: NCAA Tournament (Sweet 16)
Lettermen returning/lost: 7/6
Starters returning/lost: 1/4

MEDIA RELATIONS:

SID: Adam Quisenberry
Office Phone: (979)-862-5453
Cell Phone: (713)-582-5135
Email: aquisenberry@athletics.tamu.edu
Athletic website: 12thman.com
Twitter: @AggieMensHoops

TEXAS SOUTHERN

DEC. 17 • BATON ROUGE, LA.
PETE MARAVICH ASSEMBLY CENTER
• 5 P.M. SECN



Location: Houston, TX
 Enrollment: 9,100
 President: Dr. Austin A. Lane
 Athletic Director: Dr. Charles McClelland
 Arena: Health and Physical Education Arena
 School Colors: Maroon and Grey
 Nickname: Tigers

COACHING STAFF:

Head Coach: Mike Davis
 Record at school (years coaching): 76-57 (3rd year)
 Overall record: 313-208 (15th year)
 Assistants: Donnie Marsh, Michael Davis Jr., J. Keith LeGree

TEAM/PLAYER INFO:

Series v. LSU: LSU leads, 1-0
 2015-2016 record: 18-15
 Conference record/place: 16-2 (1st)
 Postseason: NIT (1st round)
 Letterman returning/lost: 5/6
 Starters returning/lost: 1/4

MEDIA RELATIONS:

SID: Andrew Roberts
 Office Phone: 713-313-6829
 Cell Phone: 832-451-9157
 Email: robertsal@tsu.edu
 Athletic website: tsusports.com
 Twitter: @TXSOTigers

TEXAS TECH

SEC/BIG 12 CHALLENGE
JAN. 28 • LUBBOCK, TEXAS
UNITED SUPERMARKETS ARENA
• 1 P.M. ESPN



Location: Lubbock, TX
 Enrollment: 35,893
 President: Dr. Lawrence Schovanec
 Athletic Director: Kirby Hocutt
 Arena: United Supermarkets Arena
 School Colors: Black and Scarlet
 Nickname: Red Raiders

COACHING STAFF

Head Coach: Chris Beard
 Record at school (years coaching): 0-0 (1st year)
 Overall record: 171-50 (8th year)
 Assistants: Mark Adams, Chris Ogden, Al Pinkins

TEAM/PLAYER INFO:

Series v. LSU: Tied, 3-3
 2015-2016 record: 19-13
 Conference record/place: 9-9 (7th)
 Postseason: NCAA Tournament (1st round)
 Letterman returning/lost: 8/7
 Starters returning/lost: 3/2

MEDIA RELATIONS:

SID: Matt Dunaway
 Office Phone: (806)-834-7980
 Cell Phone: (727)-215-3857
 Email: matthew.dunaway@ttu.edu
 Athletic website: texastech.com
 Twitter: @TexasTechMBB

VANDERBILT

DEC. 29 • BATON ROUGE, LA.
PETE MARAVICH ASSEMBLY CENTER
• 8 P.M. ESPN



Location: Nashville, TN
 Enrollment: 6,738
 President: Nicholas S. Zeppos
 Athletic Director: David Williams
 Arena: Vanderbilt University Memorial Gymnasium
 School Colors: Black and Gold
 Nickname: Commodores

COACHING STAFF:

Head Coach: Bryce Drew
 Record at school (years coaching): 0-0 (1st year)
 Overall record: 124-49 (6th year)
 Assistants: Roger Powell, Jake Diebler, Casey Shaw

TEAM/PLAYER INFO:

Series v. LSU: Vandy leads, 53-60
 2015-2016 record: 19-14
 Conference record/place: 11-7 (5th)
 Postseason: NCAA Tournament (First Four)
 Lettermen returning/lost: 9/6
 Starters returning/lost: 3/2

MEDIA RELATIONS:

SID: Andy Boggs
 Office Phone: 615-343-1847
 Cell Phone: 615-828-8895
 Email: andy.boggs@vanderbilt.edu
 Athletic website: vucommadores.com
 Twitter: @VandyMBB

VCU

POSSIBLE OPPONENT BATTLE 4 ATLANTIS
NOV. 25 • PARADISE ISLAND, BAHAMAS
IMPERIAL ARENA • TBA



Location: Richmond, VA
 Enrollment: 31,242
 President: Michael Rao
 Athletic Director: Ed McLaughlin
 Arena: Siegel Center
 School Colors: Black and Gold
 Nickname: Rams

COACHING STAFF:

Head Coach: Will Wade
 Record at school (years coaching): 25-11 (2nd year)
 Overall record: 65-36 (4th year)
 Assistants: Wes Long, Rasheen Davis, Casey Long

TEAM/PLAYER INFO:

Series v. LSU: First meeting
 2015-2016 record: 25-11
 Conference record/place: 14-4 (T-1st)
 Postseason: NCAA Tournament (2nd round)
 Letterman returning/lost: 8/4
 Starters returning/lost: 2/3

MEDIA RELATIONS:

SID: Chris Kowalczyk
 Office Phone: 804-828-8818
 Cell Phone: 330-348-6869
 Email: ckowalczyk@vcu.edu
 Athletic website: vcuathletics.com
 Twitter: @VCU_Hoops

WAKE FOREST

DEC. 22 • WINSTON-SALEM, N.C.
JOEL COLISEUM • 8 P.M. ESPN



Location: Winston-Salem, NC
 Enrollment: 4,846
 President: Nathan O. Hatch
 Athletic Director: Ron Wellman
 Arena: Lawrence Joel Veterans Memorial Coliseum
 School Colors: Black and Gold
 Nickname: Demon Deacons

COACHING STAFF:

Head Coach: Danny Manning
 Record at school (years coaching): 24-38 (3rd year)
 Overall record: 62-67 (5th year)
 Assistants: Randolph Childress, Steve Woodberry, Brett Ballard

TEAM/PLAYER INFO:

Series v. LSU: Tied, 1-1
 2015-2016 record: 11-19
 Conference record/place: 2-16 (14th)
 Postseason: None
 Letterman returning/lost: 10/7
 Starters returning/lost: 3/2

MEDIA RELATIONS

SID: Steve Kirkland
 Office Phone: (336)-758-6099
 Cell Phone: 434-825-5241
 Email: kirklasg@wfu.edu
 Athletic website: wakeforestsports.com
 Twitter: @TieDyeNation

WICHITA STATE

BATTLE 4 ATLANTIS FIRST ROUND OPPONENT
NOV. 23 • PARADISE ISLAND, BAHAMAS
IMPERIAL ARENA • 11 A.M. ESPN2



Location: Wichita, KS
 Enrollment: 14,495
 President: John Bardo
 Athletic Director: Darron Boatright
 Arena: Charles Koch Arena
 School Colors: Black and Yellow
 Nickname: Shockers

COACHING STAFF

Head Coach: Gregg Marshall
 Record at school (years coaching): 230-85 (10th year)
 Overall record: 424-168 (19th year)
 Assistants: Greg Heiar, Isaac Brown, Kyle Lindsted

TEAM/PLAYER INFO:

Series v. LSU: WSU leads, 4-1
 2015-2016 record: 26-9
 Conference record/place: 16-2
 Postseason: NCAA Tournament (2nd round)
 Letterman returning/lost: 9/6
 Starters returning/lost: 2/3

MEDIA RELATIONS:

SID: Bryan Holmgren
 Office Phone: 316-978-5535
 Cell Phone: 316-841-6206
 Email: bholmgren@goshockers.com
 Athletic website: goshockers.com
 Twitter: @goshockers

WOFFORD

NOV. 12 • BATON ROUGE, LA.
PETE MARAVICH ASSEMBLY CENTER
• 1 P.M. SECN+



Location: Spartanburg, SC
 Enrollment: 1,650
 President: Dr. Nayef H. Samhat
 Athletic Director: Richard Johnson
 Arena: Benjamin Johnson Arena
 School Colors: Black and Gold
 Nickname: Terriers

COACHING STAFF:

Head Coach: Mike Young
 Record at school (years coaching): 232-209 (14th year)
 Overall record: 232-209 (14th year)
 Assistants: Dustin Kerns, Tim Johnson, Kevin Giltner

TEAM/PLAYER INFO:

Series v. LSU: First meeting
 2015-2016 record: 15-17
 Conference record/place: 11-7
 Postseason: None
 Letterman returning/lost: 10/5
 Starters returning/lost: 2/3

MEDIA RELATIONS:

SID: Kyle Matracion
 Office Phone: 864-597-4092
 Cell Phone: 845-416-4372
 Email: matracionkm@wofford.edu
 Athletic website: woffordterriers.com
 Twitter: @WoffordMBB

NCAA TOURNAMENT

Selection Sunday * March 12

FIRST FOUR

March 14 & 15

University of Dayton Arena

Dayton, Ohio

Host: University of Dayton

FIRST AND SECOND ROUNDS

March 16 and 18

KeyBank Center

Buffalo, New York

Host: Metro Atlantic Athletic Conference

BMO Harris Bradley Center

Milwaukee, Wisconsin

Host: Marquette University

Amway Center

Orlando, Florida

Host: UCF and Stetson University

Vivint Smart Home Arena

Sal Lake City, Utah

Host: University of Utah

March 17 and 19

Bon Secours Wellness Arena

Greenville, South Carolina

Bankers Life Fieldhouse

Indianapolis, Indian

Host: Horizon League, IUPUI

BOK Center

Tulsa, Oklahoma

Host: University of Tulsa

Golden 1 Center

Sacramento, California

Host: California State University, Sacramento

REGIONAL SEMIS AND FINALS

(Sweet 16 & Elite 8)

March 23 and 25

MIDWEST REGIONAL, Sprint Center

Kansas City, Missouri

Host: Big 12 Conference

WEST REGIONAL, SAP Center

San Jose, California

Host: Pac-12 Conference

March 24 and 26

EAST REGIONAL, Madison Square Garden

New York City, New York

Host: St. John's University & Big East

SOUTH REGIONAL, FedEx Forum

Memphis, Tennessee

Host: University of Memphis

FINAL FOUR

April 1 and 3

University of Phoenix Stadium

Glendale, Arizona

Hosts: Arizona State University

NATIONAL INVITATION TOURNAMENT

Opening Three Rounds at Campus Venues

SEMIFINALS AND FINALS

March 28 and 30

Madison Square Garden, New York City, N.Y.

Travel/Road Hotels

The following information regarding LSU road locations is based on plans made prior to the season. Travel plans are subject to change. As a rule, all practices are closed on the road. Players are not available on the road for pregame interviews and Coach Jones will normally not conduct interviews on game day until after the game. LSU Senior Associate Communications Director Kent Lowe will be traveling with the team.

Battle 4 Atlantis

Nov. 23-25, 2016 - Paradise Island, Bahamas

Team will fly from Baton Rouge to Paradise Island via charter air on Nov. 21. Team headquarters will be the Atlantis Paradise Island Bahamas ... Team will return to Baton Rouge via charter air following the conclusion of the game on Nov. 25.

Wake Forest

Dec. 22, 2016 -- Winston-Salem, North Carolina

Team will fly from Baton Rouge to Winston-Salem via charter air on Dec. 21. Team headquarters TBA at press time for book ... Team will return to Baton Rouge via charter air following the conclusion of the game on Dec. 22.

Missouri

Jan. 4, 2017 - Columbia, Missouri

LSU will fly from Baton Rouge to Columbia via charter air on Jan. 3. Headquarters will be at the Holiday Inn Executive Center, 2200 I-70 Drive, S.W., Columbia, Missouri ... 573-445-8531 ... LSU will return to Baton Rouge via charter air following the game on Jan. 4.

Texas A&M

Jan. 11, 2017 -- College Station, Texas

LSU will charter from Baton Rouge to College Station via charter air on Jan. 10 ... Headquarters will be at the Hilton Inn, 801 University Drive East, College Station. (979) 846 7361 ... Team will depart via charter plane to Baton Rouge following the game on Jan. 11.

Auburn

Jan. 18, 2017 -- Auburn, Alabama

LSU will charter from Baton Rouge to Auburn via charter air on Jan. 17 ... Headquarters will be the Auburn University Hotel, 241 South College Street, Auburn, Ala. ... 334-821-8200 ... Team will depart via charter plane to Baton Rouge following the game on Jan. 18.

Arkansas

Jan. 21, 2017 -- Fayetteville, Arkansas

LSU will charter from Baton Rouge to Fayetteville via charter air on Jan. 20 ... Headquarters will be at the Courtyard Fayetteville, 600 East Van Asche Drive, Fayetteville, Ark. ... 479-935-2376 ... Team will depart via charter plane to Baton Rouge following the game on Jan. 21.

Big 12/SEC Challenge

Texas Tech

Jan. 28, 2017 -- Lubbock, Texas

LSU will charter to Lubbock from Baton Rouge via charter air on Jan. 27. Headquarters TBA at press time for book ... Team will depart via charter plane to Baton Rouge following the game on Jan. 28.

Kentucky

Feb. 7, 2017 -- Lexington, Kentucky

LSU will charter from Baton Rouge to Lexington via charter air on February 6 ... Headquarters will be the Marriott Griffin Gate, 1800 Newtown Pike, Lexington, Ky. ... 847-231-5100 ... Team will depart via charter plane to Baton Rouge following the game on February 7.

Ole Miss

Feb. 14, 2017 -- Oxford, Mississippi

LSU will charter from Baton Rouge to Oxford via charter air on Feb. 13 ... Headquarters will be at the Inn at Ole Miss, 120 Alumni Drive, University, Mississippi 38677 ... 662-234-2331 ... Team will depart via charter plane to Baton Rouge following the game on Feb. 14.

Alabama

Feb. 18, 2017 -- Tuscaloosa, Alabama

LSU will charter from Baton Rouge to Tuscaloosa on Jan. 17 ... Headquarters will be the Embassy Suites, 2410 University Blvd., Tuscaloosa, Ala. ... 205-561-2500 ... Team will depart for Baton Rouge following the game on Feb. 18.

Georgia

Feb. 25, 2017 -- Athens, Georgia

LSU will charter from Baton Rouge to Athens via charter air on Feb. 24 ... Headquarters will be Courtyard by Marriott, 166 North Finley Street, Athens, Georgia ... 706-369-7000 ... Team will depart to Baton Rouge following the game on Feb. 25.

Mississippi State

March 4, 2017 -- Starkville, Mississippi

LSU will charter from Baton Rouge to Starkville via charter air on March 3 ... Headquarters will be the Comfort Inn Suites, 801 Russell St., Starkville, Mississippi ... 862-324-9595 ... Team will depart via charter plane to Baton Rouge following the game on March 4.

SEC Tournament

March 8-12, 2017 -- Nashville, Tenn.

LSU arrival depends on first game start time. Headquarters will be at the Renaissance, 611 Commerce Street, Nashville, Tenn. ... 615-493-4014.

ALABAMA

Alabama leads: 104-71
 Last Meeting: February 17, 2016
 Score: Alabama 76, LSU 69 (BR)
 At Baton Rouge: LSU leads, 48-31
 At Tuscaloosa: Alabama leads, 67-18
 At Neutral Sites: Alabama leads, 6-5
 Present Streak: Alabama 1 win

ARKANSAS

Arkansas leads: 33-28
 Last Meeting: February 23, 2016
 Score: Arkansas 85, LSU 65 (Fayetteville)
 At Baton Rouge: LSU leads, 16-10
 At Fayetteville: Arkansas leads, 18-6
 At Neutral Sites: LSU leads, 6-5
 Present Streak: Arkansas 1 win

AUBURN

LSU leads: 85-66
 Last meeting: February 2, 2016
 Score: LSU 80, Auburn 68 (Auburn)
 At Baton Rouge: LSU leads, 46-24
 At Auburn: Auburn leads, 36-35
 At Neutral Sites: Auburn leads, 6-4
 Present Streak: LSU 1 win

BAYLOR

:Baylor leads: 4-3
 Last meeting: December 6, 1971
 Score: Baylor 81, LSU 77 (Waco)
 At Baton Rouge: Tied 2-2
 At Baylor: Baylor leads, 2-1
 At Neutral Sites: Baylor leads, 2-1
 Present Streak: Baylor 3 wins

CHARLESTON

LSU leads: 1-1
 Last meeting: Nov. 30, 2015
 Score: Charleston 70, LSU 58 (Charleston)
 At Baton Rouge: LSU leads, 1-0
 At Charleston: Charleston leads, 1-0
 Present Streak: Charleston 1 win

FLORIDA

LSU leads: 63-44
 Last meeting: February 27, 2016
 Score: LSU 96, Florida 91 (BR)
 At Baton Rouge: LSU leads, 36-13
 At Gainesville: Florida leads, 28-19
 At Neutral Sites: LSU leads, 8-3
 Present Streak: LSU 1 win

GEORGIA

LSU leads: 64-44
 Last meeting: January 26, 2016
 Score: LSU 89, Georgia 85 (BR)
 At Baton Rouge: LSU leads, 35-14
 At Athens: Georgia leads, 26-21
 At Neutral Sites: LSU leads, 8-4
 Present Streak: LSU 2 win

HOUSTON

Houston leads: 10-7
 Last meeting: December 13, 2015
 Score: Houston 105, LSU 98 (ot) (Houston)
 At Baton Rouge: LSU leads, 4-2
 At Houston: Houston leads, 6-2
 At Neutral Sites: Houston leads, 2-1
 Present Streak: Houston 1 win

KENTUCKY

Kentucky leads: 87-26
 Last meeting: March 6, 2016
 Score: Kentucky 94, LSU 77 (Lexington)
 At Baton Rouge: Kentucky leads, 29-18
 At Lexington: Kentucky leads, 43-5
 At Neutral Sites: Kentucky leads, 15-3
 Present Streak: Kentucky 1 win

LOUISVILLE

Louisville leads: 8-1
 Last meeting: December 7, 1996
 Score: Louisville 93, LSU 87 (OT)(Anaheim)
 At Baton Rouge: Louisville leads, 2-0
 At Louisville: Louisville leads, 3-0
 At Neutral Site: Louisville leads, 3-1
 Present Streak: Louisville 5 wins

MICHIGAN STATE

Michigan State leads: 1-0
 Last meeting: March 16, 1979
 Score: Michigan State 87, LSU 71
 At Neutral Site: Michigan State leads, 1-0
 Present Streak: Michigan State 1 win

MISSISSIPPI

LSU leads: 120-87
 Last meeting: January 13, 2016
 Score: LSU 90, Ole Miss 81 (Baton Rouge)
 At Baton Rouge: LSU leads, 76-30
 At Oxford: Ole Miss leads, 54-38
 At Neutral Sites: LSU leads, 6-3
 Present Streak: LSU 3 wins

MISSISSIPPI STATE

LSU leads: 109-98
 Last meeting: February 6, 2016
 Score: LSU 88, Miss. State 77 (BR)
 At Baton Rouge: LSU leads, 68-35
 At Starkville: Mississippi State leads, 59-38
 At Neutral Site: Mississippi State leads, 4-3
 Present Streak: LSU 1 win

MISSOURI

LSU leads: 4-2
 Last meeting: March 1, 2016
 Score: LSU 80, Missouri 71 (BR)
 At Baton Rouge: LSU leads, 3-0
 At Columbia: Missouri leads, 2-0
 At Neutral Site: LSU leads, 1-0
 Present Streak: LSU 1 win

NC CENTRAL

First Meeting

NORTH FLORIDA

LSU leads: 1-0
 Last meeting: December 2, 2015
 Score: LSU 119, North Florida 108 (BR)
 At Baton Rouge: LSU leads, 1-0
 Present Streak: LSU 1 win

OLD DOMINION

ODU leads: 1-0
 Last meeting: November 21, 2014
 Score: ODU 70, LSU 61 (USVI)
 At Neutral Sites: ODU leads, 1-0
 Present Streak: ODU 1 win

ST. JOHN'S

St. John's leads: 2-1
 Last meeting: December 29, 1969
 Score: LSU 80, St. John's 70 (Honolulu)
 At Neutral Sites: St. John's leads, 2-1
 Present Streak: LSU 1 win

SOUTH CAROLINA

USC leads: 16-15
 Last meeting: February 10, 2016
 Score: USC 94, LSU 83 (Columbia)
 At Baton Rouge: LSU leads, 7-5
 At Columbia: LSU leads, 8-7
 At Neutral Sites: USC leads, 4-0
 Present Streak: USC 1 win

SOUTHERN MISS

LSU leads: 6-1
 Last meeting: December 29, 2014
 Score: LSU 87, Southern Miss 67 (BR)
 At Baton Rouge: LSU leads, 6-0
 At Neutral Sites: Southern Miss leads, 1-0
 Present Streak: LSU 1 win

TENNESSEE

Tennessee leads: 64-45
 Last meeting: March 11, 2016
 Score: LSU 84, Tennessee 75 (Nashville)
 At Baton Rouge: Tied, 25-25
 At Knoxville: Tennessee leads, 32-18
 At Neutral Sites: Tennessee leads, 7-4
 Present Streak: LSU 1 win

TEXAS A&M

LSU leads: 18-16
 Last meeting: March 12, 2016
 Score: Texas A&M 71, LSU 38 (Nashville)
 At Baton Rouge: LSU leads, 13-2
 At College Station: Texas A&M leads, 9-2
 At Neutral Sites: Texas A&M leads, 4-3
 Present Streak: Texas A&M 1 win

TEXAS SOUTHERN

LSU leads: 1-0
 Last meeting: December 8, 2000
 Score: LSU 89, Texas Southern 57
 At Baton Rouge: LSU leads, 1-0
 Present Streak: LSU 1 win

TEXAS TECH

Tied: 3-3
 Last meeting: November 18, 2014
 Score: LSU 69, Texas Tech 64 (OT)
 At Baton Rouge: Texas Tech leads, 2-1
 At Texas Tech: LSU leads, 2-1
 Present Streak: LSU 3 wins

VANDERBILT

Vandy leads: 60-53
 Last meeting: Jan. 2, 2016
 Score: LSU 90, Vandy 82 (Nashville)
 At Baton Rouge: LSU leads, 31-19
 At Nashville: Vandy leads, 36-16
 At Neutral Sites: LSU leads, 6-5
 Present Streak: LSU 5 wins

VCU

First Meeting

WAKE FOREST

Tied: 1-0
 Last meeting: December 29, 2015
 Score: Wake Forest 77, LSU 71 (BR)
 At Baton Rouge: WF leads, 1-0
 At Neutral Site: LSU leads 1-0
 Present Streak: Wake Forest 1 win

WICHITA STATE

WSU leads: 4-1
 Last meeting: December 18, 2010
 Score: WSU 69, LSU 67 (Bossier City)
 At Baton Rouge: Wichita State leads, 2-0
 At Wichita State: Wichita State leads, 1-0
 At Neutral Sites: Tied, 1-1
 Present Streak: Wichita State 4 wins

WOFFORD

First meeting



The 2017 Southeastern Conference Men's Basketball Tournament returns to Bridgestone Arena in Nashville. It will be the seventh time that the arena has served as the host of the SEC Tournament, having also hosted in 2001, 2006, 2010, 2013, 2015, 2016 and 2017.

Also the home of the NHL's Nashville Predators, Bridgestone Arena has the distinction of being one of the busiest venues in the United States over the past decade and a half, hosting more than 18 million guests during that time. Seating capacity is approximately 19,395 for basketball games.

The winner of the 13-game tournament receives the SEC's automatic bid to the NCAA Tournament. The tournament seeds are determined by the 18-game conference schedule during the regular season. Teams are seeded 1-14 based on their regular season conference finish.

Atlanta served as host of the inaugural SEC Tournament played following the 1932-33 season and did so again after the 1933-34 season. The event was held every year through 1952, with the exception of 1935. After a 26-year layoff (1953-78), the tournament was renewed in 1979. The 2017 tournament will be the 57th in league history and the 38th since the renewal.

The SEC has shown extraordinary balance in the tournament, evidenced by the fact that a different school won the first seven titles after the renewal. The event has helped set the stage for SEC teams in the NCAA Tournament, as 23 of the tournament champions since the tournament resumed in 1979 have advanced to at least the Sweet 16. Three of the last 19 SEC Tournament champions have gone on to win the national championship. Since the renewal in 1979, the SEC Tournament Champion has failed to win at least one NCAA Tournament game only four times.

Kentucky leads the league with 29 SEC Tournament titles. Alabama is second with six, while Tennessee and Florida are tied for third with four. Mississippi State has three championship trophies while Georgia, Ole Miss and Vanderbilt have two. Arkansas, Auburn, LSU and former league member Georgia Tech have each won one SEC Tournament championship.

Future SEC Tournament Sites

NASHVILLE -- 2019, 2020, 2021, 2023, 2024, 2025 (Bridgestone Arena)

ST. LOUIS -- 2018 (Scottrade Arena)

TAMPA -- 2022 (Amalie Arena)



2017 SEC Tournament

March 8-12 • Bridgestone Arena • Nashville, Tennessee

First Round - March 8 (Wednesday)

Game 1 Seed #12 vs. Seed #13 (SEC Network) 6 p.m. CT

Game 2 Seed #11 vs. Seed #14 (SEC Network), 25 minutes after

Second Round - March 9 (Thursday)

Game 3 Seed #8 vs. Seed #9 (SEC Network) Noon CT

Game 4 Seed #5 vs. Winner of Game 1 (SEC Network) 25 minutes after

Game 5 Seed #7 vs. Seed #10 (SEC Network) 6 p.m. CT

Game 6 Seed #6 vs. Winner of Game 2 (SEC Network) 25 minutes after

Quarterfinals - March 10 (Friday)

Game 7 Game 3 Winner vs. Seed #1 (SEC Network) Noon CT

Game 8 Game 4 Winner vs. Seed #4 (SEC Network) 25 minutes after

Game 9 Game 5 Winner vs. Seed #2 (SEC Network) 6 p.m. CT

Game 10 Game 6 Winner vs. Seed #3 (SEC Network) 25 minutes after

Semifinals - March 11 (Saturday)

Game 11 Game 7 Winner vs. Game 8 Winner (ESPN), Noon CT

Game 12 Game 9 Winner vs. Game 10 Winner (ESPN), 25 minutes after

Championship - March 12 (Sunday)

Game 13 Game 11 Winner vs. Game 12 Winner (ESPN), Noon CT

SEC Tournament Records

TEAM	YRS	WON	LOST	PCT.	TITLES	LSU VS.
Kentucky	55	125	25	.833	29	2-16
Tennessee	55	65	52	.555	4	4-7
Alabama	57	62	50	.553	6	3-5
Arkansas	25	22	24	.478	1	2-2
Florida	51	43	47	.478	4	8-3
LSU	57	47	58	.457	1	---
South Carolina	25	20	25	.444	0	0-3
Georgia	56	44	54	.449	2	6-3
Texas A&M	4	3	4	.428	0	0-1
Vanderbilt	55	37	53	.411	2	7-3
Missouri	3	2	3	.400	0	0-0
Auburn	52	31	52	.373	1	5-3
Ole Miss	52	30	52	.366	2	5-3
Mississippi St.	56	29	53	.354	3	3-2

FORMER MEMBERS

Georgia Tech	19	14	18	.438	1	1-0
Tulane	16	12	16	.429	0	2-2
Sewanee	2	0	2	.000	0	1-0

1933 - Atlanta Athletic Club, Atlanta, Ga.

First Round - LSU 57, Auburn 33
 Quarterfinals - LSU 55, Tennessee 43
 Semifinals - Kentucky 51, LSU 38

1934 - Atlanta Athletic Club, Atlanta, Ga.

Quarterfinals - Tennessee 42, LSU 35

1936 - Alumni Memorial Gym, Knoxville, Tenn.

Quarterfinals - Alabama 52, LSU 30

1937 - Alumni Memorial Gym, Knoxville, Tenn.

Quarterfinals - Kentucky 57, LSU 37

1938 - Huey Long Field House, Baton Rouge, La.

Quarterfinals - LSU 60, Auburn 34
 Semifinals - Ole Miss 68, LSU 40

1939 - Alumni Memorial Gym, Knoxville, Tenn.

First Round - LSU 55, Sewanee 35
 Quarterfinals - LSU 50, Georgia 28
 Semifinals - Kentucky 53, LSU 34

1940 - Alumni Memorial Gym, Knoxville, Tenn.

First Round - LSU 57, Tulane 44
 Quarterfinals - Alabama 51, LSU 25

1941 - Jefferson County Armory, Louisville, Ky.

First Round - Vanderbilt 63, LSU 49

1942 - Jefferson County Armory, Louisville, Ky.

Quarterfinals - Alabama 45, LSU 31 (OT)

1943 - Jefferson County Armory, Louisville, Ky.

First Round - LSU 67, Auburn 38
 Quarterfinals - LSU 46, Alabama 41
 Semifinals - Tennessee 52, LSU 34

1944 - Jefferson County Armory, Louisville, Ky.

Semifinals - Kentucky 55, LSU 28

1945 - Jefferson County Armory, Louisville, Ky.

Quarterfinals - Kentucky 68, LSU 37

1946 - Jefferson County Armory, Louisville, Ky.

First Round - LSU 74, Tulane 29
 Quarterfinals - LSU 69, Ole Miss 34
 Semifinals - LSU 60, Georgia 41
 Finals - Kentucky 59, LSU 36

1947 - Jefferson County Armory, Louisville, Ky.

First Round - LSU 61, Ole Miss 36
 Quarterfinals - LSU 60, Florida 45
 Semifinals - Tulane 63, LSU 50

1948 - Jefferson County Armory, Louisville, Ky.

Quarterfinals - Kentucky 63, LSU 47

1949 - Jefferson County Armory, Louisville, Ky.

First Round - LSU 55, Georgia Tech 53
 Quarterfinals - LSU 60, Vanderbilt 56
 Semifinals - Tulane 72, LSU 63

1950 - Jefferson County Armory, Louisville, Ky.

First Round - LSU 66, Florida 57
 Quarterfinals - LSU 73, Auburn 45
 Semifinals - Tennessee 81, LSU 79 (OT)

1951 - Jefferson County Armory, Louisville, Ky.

Quarterfinals - LSU 62, Ole Miss 57
 Semifinals - Vanderbilt 75, LSU 63

1952 - Jefferson County Armory, Louisville, Ky.

First Round - LSU 77, Mississippi State 44
 Quarterfinals - LSU 75, Ole Miss 60
 Semifinals - LSU 77, Florida 69
 Finals - Kentucky 44, LSU 43

1979 - Birmingham Coliseum, Birmingham, Ala.

Semifinals - (6) Kentucky 80, (1) LSU 67

1980 - Birmingham Coliseum, Birmingham, Ala.

Quarterfinals - (2) LSU 95, (10) Florida 82
 Semifinals - (2) LSU 73, (3) Alabama 66
 Finals - (2) LSU 80, (1) Kentucky 78

1981 - Birmingham Coliseum, Birmingham, Ala.

Quarterfinals - (1) LSU 85, (8) Florida 73
 Semifinals - (5) Georgia 68, (1) LSU 60

1982 - Rupp Arena, Lexington, Ky.

Quarterfinals - (4) Ole Miss 59, (5) LSU 52

1983 - Birmingham Coliseum, Birmingham, Ala.

Quarterfinals - (7) Tennessee 74, (2) LSU 71

1984 - Memorial Gymnasium, Nashville, Tenn.

Quarterfinals - (5) Alabama 72, (4) LSU 70 (OT)

1985 - Birmingham Coliseum, Birmingham, Ala.

Quarterfinals - (8) Auburn 58, (1) LSU 55

1986 - Rupp Arena, Lexington, Ky.

Quarterfinals - (5) LSU 72, (4) Florida 66
 Semifinals - (1) Kentucky 61, (5) LSU 58

1987 - The Omni, Atlanta, Ga.

First Round - (7) LSU 68, (10) Mississippi St. 54
 Quarterfinals - (7) LSU 72, (2) Florida 66
 Semifinals - (7) LSU 89, (3) Georgia 88 (2OT)
 Finals - (1) Alabama 69, (7) LSU 62

1988 - Maravich Center, Baton Rouge, La.

Quarterfinals - (4) LSU 87, (5) Vanderbilt 80
 Semifinals - (1) Kentucky 86, (4) LSU 80

1989 - Thompson-Boling Arena, Knoxville, Tenn.

Quarterfinals - (5) Tennessee 95, (4) LSU 77

1990 - Orlando Arena, Orlando, Fla.

Quarterfinals - (6) Auburn 78, (3) LSU 76

1991 - Memorial Gym, Nashville, Tenn.

Quarterfinals - (7) Auburn 92, (2) LSU 77

1992 - BJCC, Birmingham, Ala.

Quarterfinals - (W2) LSU 99, (E3) Tennessee 89
 Semifinals - (E1) Kentucky 80, (W2) LSU 74

1993 - Rupp Arena, Lexington, Ky.

Quarterfinals - (W2) LSU 89, (W5) Ole Miss 70
 Semifinals - (W2) LSU 72, (E1) Vanderbilt 62
 Finals - (E2) Kentucky 82, (W2) LSU 65

1994 - The Pyramid, Memphis, Tenn.

First Round - (E4) Georgia 83, (W5) LSU 70

1995 - Georgia Dome, Atlanta, Ga.

First Round - (E4) Vanderbilt 85, (W5) LSU 61

1996 - Louisiana Superdome, New Orleans, La.

First Round - (E3) South Carolina 85, (W6) LSU 76

1997 - The Pyramid, Memphis, Tenn.

First Round - (E3) Georgia 75, (W6) LSU 54

1998 - Georgia Dome, Atlanta, Ga.

First Round - (E3) Tennessee 73, (W6) LSU 62

1999 - Georgia Dome, Atlanta, Ga.

First Round - (E3) Florida 97, (W6) LSU 75

2000 - Georgia Dome, Atlanta, Ga.

Quarterfinals - (W1) LSU 71, (E4) Vanderbilt 60
 Semifinals - (W2) Arkansas 69, (W1) LSU 67

2001 - Gaylord Center, Nashville, Tenn.

First Round - (W6) LSU 63, (E3) Georgia 62
 Quarterfinals - (W2) Arkansas 77, (W6) LSU 72

2002 - Georgia Dome, Atlanta, Ga.

First Round - (W4) LSU 69, (E5) Vanderbilt 62
 Quarterfinals - (W4) LSU 78, (E3) Georgia 76
 Semifinals - (W2) Mississippi St. 57, (W4) LSU 51

2003 - Louisiana Superdome, New Orleans, La.

First Round - (W3) LSU 85, (W6) Arkansas 56
 Quarterfinals - (W3) LSU 65, (E2) Florida 61
 Semifinals - (W1) Mississippi St. 76, (W3) LSU 61

2004 - Georgia Dome, Atlanta, Ga.

Quarterfinals - (E3) S. Carolina 85, (W2) LSU 64

2005 - Georgia Dome, Atlanta, Ga.

Quarterfinals - (W2) LSU 89, (W6) Auburn 58
 Semifinals - (E1) Kentucky 79, (W2) LSU 78 (ot)

2006 - Gaylord Center, Nashville, Tenn.

Quarterfinals - (W1) LSU 92, (E4) Vanderbilt 73
 Semifinals - (E2) Florida 81, (W1) LSU 65

2007 - Georgia Dome, Atlanta, Ga.

First Round -- (W6) LSU 76, (E3) Tenn. 67 (ot)
 Quarterfinals -- (W2) Ole Miss 80, (W6) LSU 60

2008 - Georgia Dome, Atlanta, Ga.

First Round -- (E5) South Carolina 77, (W4) LSU 73

2009 -- St. Pete Times Forum, Tampa, Fla.

Quarterfinals -- (W1) LSU 67, (E4) Kentucky 58
 Semifinals -- (W3) Mississippi St. 67, (W1) LSU 57

2010 -- Bridgestone Arena, Nashville, Tenn.

First Round -- (E3) Tennessee 59, (W6) LSU 49

2011 -- Georgia Dome, Atlanta, Ga.

First Round -- (E3) Vanderbilt 62, (W6) LSU 50

2012 -- New Orleans Arena, New Orleans, La.

First Round - (8) LSU 70, (9) Arkansas 54
 Quarterfinals - [1] Kentucky 60, [8] LSU 51

2013 -- Bridgestone Arena, Nashville, Tenn.

Second Round - (9) LSU 68, (8) Georgia 63
 Quarterfinals -- (1) Florida 80, (9) LSU 58

2014 -- Georgia Dome, Atlanta, Ga.

Second Round - (7) LSU 68, (10) Alabama 56
 Quarterfinals - (2) Kentucky 85, (7) LSU 67

2015 -- Bridgestone Arena, Nashville, Tenn.

Quarterfinals -- (13) Auburn 73, (4) Auburn 70 (ot)

2016 -- Bridgestone Arena, Nashville, Tenn.

Quarterfinals -- (4) LSU 75, Tennessee 12) 64
 Semifinals -- (1) Texas A&M 71, LSU (4) 38



STANLEY ROBERTS
Field goal percentage co-leader



DARREL MITCHELL
Career three-point field goal leader (258)

Individual Records

POINTS

Game:	69	by Pete Maravich vs. Alabama, 02/07/70
Season:	1,381	by Pete Maravich, 1969-70
Freshman:	965	by Chris Jackson, 1988-89
Sophomore:	1,138	by Pete Maravich, 1967-68
Junior:	1,148	by Pete Maravich, 1968-69
Senior:	1,381	by Pete Maravich, 1969-70
Career:	3,667	by Pete Maravich, 1967-70

SCORING AVERAGE

Season:	44.5	by Pete Maravich, 1969-70
Career:	44.2	by Pete Maravich, 1967-70

FIELD GOALS MADE

Game:	26	by Pete Maravich vs. Vanderbilt, 12/11/69 & vs. Alabama, 02/07/70
Season:	522	by Pete Maravich, 1969-70
Career:	1,387	by Pete Maravich, 1967-70

FIELD GOALS ATTEMPTED

Game:	57	by Pete Maravich vs. Vanderbilt, 01/29/69 & vs. Alabama, 02/07/70
Season:	1,168	by Pete Maravich, 1969-70
Career:	3,166	by Pete Maravich, 1967-70

FIELD GOAL PERCENTAGE

Game (Min. 10 Att.):	1.000	by Stanley Roberts, 10-10, vs. Loyola Marymount, 02/03/90
	1.000	by Durand Macklin, 12-12, vs. Mississippi State, 01/05/80
	1.000	by Bill Wilson, 10-10 vs. Georgia, 1964
Season (Min. 100 Att.):	.675	by Dave Ramsden, 112-166, 1968-69
Career (Min. 250 Att.):	.643	by Dave Ramsden, 164-255, 1966-69

THREE-POINT FIELD GOALS MADE

Game:	10	by Chris Jackson vs. Tennessee, 02/10/90
Season:	95	by Anthony Wilson, 1986-87
Career:	258	by Darrel Mitchell, 2003-06

THREE-POINT FIELD GOALS ATTEMPTED

Game:	20	by Chris Jackson vs. Ole Miss, 03/04/89 & vs. Tennessee, 02/10/90
Season:	246	by Chris Jackson, 1989-90
Career:	680	by Andre Stringer, 2010-14

THREE-POINT FIELD GOAL PERCENTAGE

Game (Min. 5 Made):	1.000	by Tim Quarterman, 5-5, vs. Oklahoma, 1/30/16
	1.000	by Antonio Hudson, 6-6, vs. Louisiana-Lafayette, 11/21/04
	1.000	by Collis Temple, 5-5, vs Nicholls State, 12/22/00
	1.000	by Torris Bright, 5-5, at Arizona, 12/20/00
	1.000	by Darrel Mitchell, 5-5, vs. Auburn, 02/26/03
Season (Min. 50 Att.):	.509	by Jamie Brandon, 27-53, 1992-93



PETE MARAVICH
Division I All-Time leading scorer (3,667 pts.)

School Records

Career (Min. 75 Att.): .489 by Justin Anderson, 45-92, 1991-92
 Career (Min. 100 Att.): .438 by Jamie Brandon, 46-105, 1991-93

FREE THROWS MADE

Game: 30 by Pete Maravich, vs. Oregon State, 12/22/69
 Season: 337 by Pete Maravich, 1969-70
 Career: 893 by Pete Maravich, 1967-70

FREE THROWS ATTEMPTED

Game: 31 by Pete Maravich, vs. Oregon State, 12/22/69
 Season: 337 by Pete Maravich, 1969-70
 Career: 1,152 by Pete Maravich, 1967-70

CONSECUTIVE FREE THROWS MADE

Game: 21 by Pete Maravich, vs. Oregon State, 12/22/69
 Season: 35 by Chris Jackson, 1989-90
 Two Seasons: 31 by Eddie Palubinskas, 1973-74

FREE THROW PERCENTAGE

Game (Min. 15 Att.): 1.000 by Eddie Palubinskas, 15-15, vs. Mississippi State, 03/01/73
 Season (Min. 50 Att.): .9095 by Chris Jackson, 191-210, 1989-90
 Career (Min. 200 Att.): .875 by Eddie Palubinskas, 259-295, 1972-74

REBOUNDS

Game: 32 by Durand Macklin, vs. Tulane, 11/26/76
 Season: 474 by Al Sanders, 1969-70
 Career: 1,276 by Durand Macklin, 1976-81

REBOUND AVERAGE

Season: 17.3 by Bob Pettit, 1953-54
 Career: 14.8 by Bob Pettit, 1951-54

FOULS

Season: 125 by Al Sanders, 1969-70
 Career: 407 by Greg Cook, 1976-77; 1978-81

ASSISTS

Game: 19 by Kenny Higgs, vs. Georgia, 01/17/77
 Season: 239 by Kenny Higgs, 1976-77
 Career: 645 by Kenny Higgs, 1974-78

ASSIST AVERAGE

Season: 8.9 by Kenny Higgs, 1976-77
 Career: 6.1 by Kenny Higgs, 1974-78



KENNY HIGGS

LSU Career Assist Leader (645)



TASMIN MITCHELL

Most career games started (136)
 Most career minutes (4,692)




DERRICK TAYLOR

Most minutes played in a season (1,342)



CLARENCE CEASAR

Career leader in steals (310)


RANDY LIVINGSTON

Had 18 of LSU's school record
38 assists against George Mason in 1994.


SHAQUILLE O'NEAL

Had a triple-double with 10 of LSU's
16 blocks against Texas in 1990.

GAMES

Season:	39	by Bernard Woodside, 1986-87
Career:	137	by Tasmin Mitchell, 2005-10

GAMES STARTED

Season:	38	by Anthony Wilson, 1986-87 & Derrick Taylor, Don Redden, 1985-86
Career:	136	by Tasmin Mitchell, 2005-10

STEALS

Game:	10	by Shawn Griggs vs. Tennessee, 02/23/91
Season:	93	by Darryl Joe, 1986-87
Career:	310	by Clarence Ceasar, 1991-95

STEAL AVERAGE

Season:	3.0	by Clarence Ceasar, 1993-94; 1994-95
Career:	2.8	by Clarence Ceasar, 1992-95

BLOCKED SHOTS

Game:	12	by Shaquille O'Neal, vs. Loyola Marymount, 02/03/90
Season:	157	by Shaquille O'Neal, 1991-92
Career:	412	by Shaquille O'Neal, 1989-92

BLOCK AVERAGE

Season:	5.2	by Shaquille O'Neal, 1991-92
Career:	4.6	by Shaquille O'Neal, 1989-92

MINUTES PLAYED

Season:	1,342	by Derrick Taylor, 1985-86
Career:	4,692	by Tasmin Mitchell, 2005-10

Team Records

POINTS

Game:	159	vs. Northern Arizona, 12/28/91 (LSU, 159-86)
Home Court:	159	vs. Northern Arizona, 12/28/91 (LSU, 159-86)
Road/Neutral:	124	vs. Texas, 01/02/90 (LSU 124-113)
1st half:	80	vs. Northern Arizona, 12/28/91 (LSU, 159-86)
2nd half:	79	vs. Northern Arizona, 12/28/91 (LSU, 159-86)
In a loss:	112	vs. Ole Miss, 03/04/89 (Ole Miss, 113-112-OT)
By Opponent:	141	by Loyola Marymount, 02/03/90 (LSU 148-141-OT)
Two Teams:	289	LSU (148), Loyola Marymount (141), 02/03/90
Season:	2,985	in 1969-70 (32 games)
Average:	93.3	in 1969-70 (2,985 in 32 games)
By Opponent:	2,861	in 1988-89 (32 games)

FIELD GOALS MADE

Game	61	vs. Loyola Marymount, 02/03/90
Two Teams:	113	LSU (61) vs. Loyola Marymount (52), 02/03/90
Season:	1,170	in 1985-86


DURAND MACKLIN

Record 32 Rebounds vs. Tulane, 1976

FIELD GOALS ATTEMPTED

Game:	114	vs. Louisiana College, 12/07/53
Season:	2,403	in 1969-70

FIELD GOAL PERCENTAGE

Game:	.714	vs. Clemson, 12/20/69 (50 of 70)
Season:	.520	in 1978-79 (964 of 1,854)

THREE-POINT FIELD GOALS MADE

Game:	17	at Tennessee, 03/01/03
Season:	234	in 2012-13

THREE-POINT FIELD GOALS ATTEMPTED

Game:	40	vs. South Carolina, 02/10/96
Season:	675	in 2013-14

THREE-POINT FIELD GOAL PERCENTAGE

Game:	1.000	vs. Arkansas State, 12/04/86 (3-3)
Season:	.401	in 1986-87 season (181-451)

FREE THROWS MADE

Game:	41	vs. Tulane, 12-22-79
Season:	667	in 1969-70

FREE THROWS ATTEMPTED

Game:	55	vs. Tulane, 12-22-79
Season:	944	in 1980-81

FREE THROW PERCENTAGE

Game:	1.000	vs. Tennessee, 03/11/83 (11-11)
	1.000	at Vanderbilt, 02/08/12 (10-10)
Season:	.770	in 1988-89 (557-723)

REBOUNDS

Game:	80	vs. Montana State, 12/27/76
Season:	1,691	in 1969-70 (32 games)
Average:	52.8	in 1969-70 (1,691 in 32 games)

FOULS

Season:	747	in 1986-87
Fouled Out:	37	in 1952-53, 1973-74

ASSISTS

Game:	38	vs. George Mason, 12/03/94
Season:	616	in 1974-75
Average:	23.7	in 1974-75 (616 in 26 games)

BLOCKED SHOTS

Game:	16	vs. Texas, 01/02/90; vs. Alcorn State, 11/20/08
Season:	261	in 2013-14
Average:	7.0	in 1989-90 (225 in 32 games)

STEALS


Game:	23	vs. Tennessee, 02/23/91
Season:	352	in 1986-87
Average:	10.5	in 1990-91 (316 in 30 games)

GAMES


Season:	39	in 1986-87
Most Wins:	31	in 1980-81
Most Losses:	23	in 1966-67
Win Streak:	26	in 1980-81

ATTENDANCE

Game (Paid):	68,112	vs. Notre Dame, 01/20/90 (Louisiana Superdome)
Game (Turnstile):	54,321	vs. Georgetown, 01/28/89 (Louisiana Superdome)
Game (PMAC):	15,694	vs. Ole Miss, 02/25/81
Game (Post 2006 PMAC Renovation)	13,997	vs. Kentucky, 02/10/15
Season (Home):	314,369	in 1989-90 (19 games, one at Louisiana Superdome)
Season (PMAC):	246,257	in 1989-90 (18 games)
Season (PMAC) (Post 2006):	217,834	in 2008-09 (21 games)
Season Average	13,708	in 1980-81 (15 games)
Season Average (Post 2006)	11,383	in 2015-16 (18 games)

**BOB PETTIT**

All-Time Rebound Average Leader (14.8)

**COLLIS TEMPLE III**One of 5 perfect 3pt games
(min. 5 attempts)

LONGEST OVERALL WINNING STREAK

1. 26 - Nov. 30, 1980 to Feb. 28, 1981
2. 19 - Dec. 29, 1952 to March 14, 1953
3. 18 - Feb. 14, 1920 to Feb. 11, 1921
4. 17 - Feb. 1917 to Feb. 6, 1918
5. 15 - Feb. 1921 to March 16, 1922

LONGEST SEC WINNING STREAK

1. 32 - Feb. 4, 1952 to March 6, 1954
2. 23 - Jan. 1, 1934 to Dec. 23, 1935
3. 17 - Jan. 3, 1981 to Feb. 25, 1981
4. 13 - Jan. 14, 2009 to Feb. 28, 2009
4. 13 - Feb. 16, 2005 to Feb. 1, 2006

SEC HOME WINNING STREAK

1. 26 - Feb. 13, 1933 to Jan. 31, 1936
2. 20 - Jan. 14, 1952 to Feb. 22, 1954
3. 19 - March 3, 2004 to Jan. 17, 2007
4. 15 - Jan. 3, 1981 to Feb. 10, 1982
5. 12 - Jan. 14, 1984 to Jan. 26, 1985

SEC ROAD WINNING STREAK

1. 14 - Feb. 4, 1952 to March 6, 1954
1. 14 - Jan. 19, 1980 to Feb. 21, 1981
3. 10 - Feb. 19, 1942 to Feb. 20, 1943
4. 6 - Jan. 17, 2009 to Feb. 28, 2009
4. 6 - Feb. 16, 2005 to Jan. 28, 2006
4. 6 - Jan. 11, 1946 to Jan. 11, 1947

CONSECUTIVE WINNING SEASONS

1. 11 - 1982-83 - 1992-93
2. 9 - 1913-14 - 1921-22
3. 6 - 2001-02 - 2006-07
4. 5 - 2011-12 - 2015-16
4. 5 - 1976-77 - 1980-81

CONSECUTIVE NON-LOSING SEASONS

1. 17 - 1976-77 - 1992-93
2. 12 - 1931-32 - 1942-43
3. 10 - 1913-14 - 1922-23

30-WIN SEASONS

- 1 - 1980-81

25-WIN SEASONS

- 6 - 1979-80, 1980-81, 1985-86, 1999-2000, 2005-06, 2008-09

20-WIN SEASONS

- 21 - Last in 2014-15

RECORD IN SEASON OPENERS

- Overall - 87-20 (.813)
SEC Openers - 45-37 (.549)

MOST VICTORIES - TWO YEAR PERIOD

1. 57 - 1980-1981
2. 50 - 1986-1987
3. 49 - 1979-1980
4. 47 - 2005-2006
5. 45 - 1985-1986

MOST VICTORIES - THREE YEAR PERIOD

1. 80 - 1979-1981
2. 71 - 1980-1982
3. 69 - 1985-1987
4. 68 - 1986-1988
5. 67 - 1978-1980

MOST VICTORIES - FOUR YEAR PERIOD

1. 98 - 1978-1981
2. 94 - 1979-1982
3. 90 - 1980-1983
4. 87 - 1984-1987
5. 86 - Three times

MOST LSU POINTS FIRST HALF

1. 80 vs. Northern Arizona 12/28/91
2. 72 vs. Loyola-Marymount 2/3/90
3. 70 vs. George Mason 12/3/94
4. 69 vs. Tennessee 1/9/78
5. 65 vs. Vanderbilt 2/18/79
5. 65 vs. Tennessee-Martin 12/20/88
7. 63 vs. Texas 1/2/90
8. 61 vs. Nicholls State 12/30/91
8. 61 vs. Illinois-Chicago 12/30/87
8. 61 vs. Cleveland State 12/18/82

MOST LSU POINTS SECOND HALF

1. 79 vs. Northern Arizona 12/29/91
2. 71 vs. North Florida 12/2/15
3. 70 vs. Tulane 10/4/78
4. 68 vs. Tulane 12/6/80
5. 65 vs. Loyola-Marymount 12/20/90
5. 65 vs. Nicholls State 12/29/90
5. 65 vs. Georgia State 12/28/94
8. 64 vs. Troy 12/6/94
9. 63 vs. Tennessee-Martin 12/20/88
10. 62 twice

MOST OPPONENT POINTS FIRST HALF

1. 86 by Kentucky 1/16/96
2. 63 by Kentucky 3/4/95
3. 61 by Illinois 12/22/88



Elbert Robinson III

MOST OPPONENT POINTS SECOND HALF

1. 76 by Loyola-Marymount 2/3/90
2. 67 by Kentucky 2/15/94
2. 67 by Vanderbilt 2/6/88
4. 66 by Illinois 12/22/88
5. 64 by Kentucky 3/4/95
5. 64 by Texas 2/2/90
5. 64 by Florida 12/10/88
8. 63 by Southern 11/29/95
8. 63 by Vanderbilt 2/18/90
10. 62 twice

FEWEST LSU POINTS FIRST HALF

1. 10 vs. Ole Miss 3/3/04
2. 13 vs. Texas A&M 3/12/16
2. 13 vs. Ole Miss 2/28/96
4. 14 vs. Kentucky 2/6/10
4. 14 vs. Wisconsin 3/23/00
6. 15 vs. Mississippi State 1/30/10
6. 15 vs. Ole Miss 2/7/01
6. 15 vs. Mississippi State 1/17/04
6. 15 vs. Mississippi State 2/11/98
- 10.. 16 three times



PMAC Miscellaneous Numbers

- First Game: Vanderbilt 80, LSU 73 (Jan. 3, 1972)
 First Win: LSU 90, Georgetown 71 (Jan. 6, 1972)
 10th Win: LSU 67, Florida 54 (Jan. 22, 1973)
 50th Win: LSU 77, Auburn 73 (Jan. 29, 1977)
 100th Win: LSU 92, Florida 75 (Jan. 31, 1981)
 150th Win: LSU 67, Kentucky 61 (March 2, 1985)
 200th Win: LSU 111, Tennessee 94 (Jan. 8, 1990)
 250th Win: LSU 76, Alabama 68 (Feb. 23, 1993)
 300th Win: LSU 72, Jackson State 53 (Dec. 12, 1998)
 350th Win: LSU 75, Prairie View A&M 49 (Dec. 17, 2002)
 400th Win: LSU 55, Ole Miss 52 (March 4, 2006)
 450th Win: LSU 65, Rice 61 (Dec. 19, 2009)
 500th Win: LSU 93, Gardner-Webb 82 (Nov. 15, 2015)

- On-Court Record in Assembly Center: 527-181 (.744)
 SEC Record in Assembly Center: 246-140 (.637)
 Non-Conference Record in Assembly Center: 281-41 (.873)
 Largest Single-Game Crowd: 15,694 vs. Ole Miss, 2-25-81
 Largest Paid Attendance Current Configuration: 13,997 vs. UK, 2-10-15
 Single-Season Attendance: 246,257 (18 games) 1989-90 (13,681 avg.)
 Single-Season Average: 13,708, 1980-81
 Maravich Center Totals: 7,184, 711 (708 games)
 45 seasons (10,148 avg.)

FEWEST LSU POINTS SECOND HALF

1.	13	vs. Alabama	1/27/10
2.	18	vs. Arizona State	11/27/09
2.	18	vs. Ole Miss	2/7/01
2.	18	vs. Mississippi State	1/30/88
5.	19	vs. Ole Miss	1/22/11
5.	19	vs. Mississippi State	1/16/99
7.	20	vs. Mississippi State	1/9/08
7.	20	vs. Ole Miss	3/4/82
9.	21	vs. Utah	1/3/05
9.	21	vs. UCLA	4/1/06
9.	21	vs. Tennessee	2/9/08

FEWEST OPPONENT POINTS FIRST HALF

1.	6	by Auburn	1/8/11
2.	9	by North Carolina	12/4/82
3.	12	by Southern	12/27/10
4.	12	by Nicholls State	11/22/02
5.	14	by Alabama	1/20/88
6.	15	by Charleston	12/22/14
6.	15	by Alabama	2/11/12
6.	15	by Grambling State	12/13/08
9.	16	by UC Irvine	12/15/11
9.	16	by Delaware	12/3/03
9.	16	by Vanderbilt	1/6/88
9.	16	by Mississippi State	2/6/82

FEWEST OPPONENT POINTS SECOND HALF

1.	10	by Nicholls State	12/30/01
2.	11	by Grambling State	11/20/99
3.	12	by Nicholls State	11/22/03
4.	15	by Centenary	11/24/10
5.	17	by Grambling State	12/29/11
5.	17	by Wright State	12/27/06
5.	17	by Southeastern Louisiana	11/22/99
5.	17	by Mississippi State	2/25/87
9.	18	by South Carolina	1/30/93
10.	19	by Vanderbilt	3/6/14
10.	19	by Western Kentucky	11/18/11
10.	19	by Auburn	2/13/80

MOST LSU OVERTIME POINTS

1.	33	vs. Ohio State (2 ot; 13-20)	1/15/05
2.	28	vs. Alabama (3 ot; 7-12-6)	2/23/13
3.	26	vs. Georgia (2 ot; 10-16)	3/7/87
4.	25	vs. Mississippi State (2 ot; 10-15)	2/11/09
4.	25	vs. Purdue (2 ot; 4-21)	3/13/86
6.	23	vs. Mississippi State	1/4/90
7.	22	vs. Florida	2/10/79
8.	20	vs. Georgia (2 ot; 13-7)	1/10/15
9.	19	vs. Louisiana Tech	12/6/88
10.	18	vs. McNeese State	12/16/10
10.	18	vs. Mississippi State	1/13/93

FEWEST LSU OVERTIME POINTS

1.	0	vs. Kentucky	2/24/80
1.	0	vs. Alabama	2/17/84
3.	2	at Missouri	1/8/15
3.	2	vs. Georgia	2/4/84
4.	4	vs. Alabama	2/5/77
4.	4	vs. UNLV	11/28/81
4.	4	vs. South Carolina	1/16/13
7.	5	vs. Ole Miss	1/15/14
7.	5	vs. Coastal Carolina	12/13/10
9.	6	Seven times	

MOST OPPONENT OVERTIME POINTS

1.	25	by Georgia (2 ot; 10-15)	3/7/87
1.	25	by Alabama (3 ot; 7-12-6)	2/23/13
3.	22	by Mississippi State (2 ot; 10-12)	2/11/09
4.	21	by Houston	12/13/15
4.	21	by Louisiana Tech	12/6/88
4.	21	by Ohio State (2 ot; 13-8)	11/15/05
7.	19	by Ole Miss	1/15/14
7.	19	by Florida	2/13/01
7.	19	by Arkansas	3/4/92
10.	18	by NC State	11/24/15

FEWEST OPPONENT OVERTIME POINTS

1.	1	by Georgia	2/4/84
2.	2	by Auburn	1/17/12
2.	2	by Alabama	2/17/84
2.	2	by Kentucky	2/24/80
5.	3	by Tennessee	3/8/07
5.	3	by Mississippi State	2/3/02
7.	5	by Texas Tech	11/18/14
7.	5	by Arkansas	1/19/05
7.	5	by Tennessee	02/6/84

**Top LSU Scoring Tandems**

Name	Name	Year	Total	
1.	Pete Maravich (44.5)	Danny Hester (16.1)	1970	60.6
2.	Pete Maravich (43.8)	Rich Hickman (13.2)	1967	54.5
3.	Pete Maravich (44.2)	Dave Ramsden (10.3)	1968	54.5
4.	Chris Jackson (30.2)	Ricky Blanton (20.3)	1989	50.5
5.	Bob Pettit (25.5)	Joe Dean (18.3)	1952	43.8
6.	Shaquille O'Neal (27.6)	Vernel Singleton (15.2)	1991	42.8
7.	Chris Jackson (27.8)	Stanley Roberts (14.1)	1990	41.9
8.	Bob Pettit (31.4)	Norman Magee (10.0)	1954	41.4
9.	Glenn Hansen (21.7)	Kenny Higgs (18.1)	1975	39.8
10.	Al Sanders (20.9)	Bill Newton (18.8)	1971	39.7
11.	Roger Sigler (25.1)	Dom Merle (13.6)	1956	38.7
12.	Shaquille O'Neal (24.1)	Vernel Singleton (14.3)	1992	38.4
13.	Bob Pettit (24.7)	Norman Magee (13.2)	1953	37.9
14.	Glenn Hansen (19.4)	Ed Palubinskas (18.4)	1974	37.8
15.	Marcus Thornton (21.1)	Tasmin Mitchell (16.3)	2009	37.4
16.	Bill Newton (18.9)	Al Sanders (18.3)	1972	37.2
17.	DeWayne Scales (19.4)	Al Green (17.7)	1979	37.1
18.	Ronnie Henderson (23.3)	Clarence Caesar (12.6)	1995	38.4
19.	Glen Davis (18.6)	Darrel Mitchell (16.8)	2006	35.4
20.	Marcus Thornton (19.6)	Anthony Randolph (15.6)	2008	35.2

Fastest LSU Players to 1,000 Career Points

Name	Class	Yrs.	Game No.	
1.	Pete Maravich	So.	1	23
2.	Chris Jackson	So.	2	33
3.	Bob Pettit	So.	2	40
4.	Glenn Hansen	Sr.	2	49
5.	Kenny Higgs	So.	2	50
6.	Ronnie Henderson	So.	2	51
T7.	Shaquille O'Neal	So.	2	52
T7.	Roger Sigler	Sr.	3	52
T7.	Marcus Thornton	Sr.	2	52
T10.	Rudy Macklin	Jr.	3	58
T10.	Dick Maile	Sr.	3	58
12.	Dewayne Scales	Jr.	3	61
13.	Glen Davis	So.	2	62
T14.	Al Sanders	Sr.	3	63
T14.	John Williams	So.	2	63
16.	Bill Newton	Sr.	3	67
17.	Joe Dean	Sr.	3	70
18.	Howard Carter	Jr.	3	74
19.	Ronald Dupree	Jr.	3	77
T20.	Tasmin Mitchell	Jr.	3	79
T20.	Derrick Taylor	Jr.	3	79

THE LAST TIME ...
Scoring

Less than 50 points	38 - vs. Texas A&M (38-71), 3/12/16
90 or more points	96 - vs. Florida (96-91), 2/27/16
100 or more points	100 - vs. Oral Roberts (100-77), 12/19/15

Opponents Scoring

Less than 50 points	47- by Charleston (71-47), 12/22/14
90 or more points	94 - by Kentucky (77-94), 3/5/16
100 or more points	105 - by Houston (98-105), 12/13/15

Field Goal Percentage

Shot 29 percent or less	20.6 - vs. Texas A&M (13-63), 03/11/16
Shot 50 percent or more	52.8 - vs. Missouri (28-53), 3/1/16
Shot 60 percent or more	61.5 - vs. American (32-52), 12/22/15
Shot 70 percent or more	70.3 - vs. Centenary (45-64), 01/15/03

Opponents Field Goal Percentage

Shot 29 percent or less	28.1 - by Charleston (18-64), 12/22/14
Shot 50 percent or more	55.0 - by Florida (33-60), 2/27/16
Shot 60 percent or more	60.0 - by Georgia (27-45), 2/6/14

3 PT FG Percentage

Shot less than 10 pct	7.7 - vs. Clemson (1-13), 11/24/14
Shot 50 percent or more	50.0 - vs. American (3-6), 12/22/15
Shot 60 percent or more	61.5 - at Florida (8-13), 1/20/15

Opponents 3 PT FG Percentage

Shot less than 10 pct	6.3 - by UAB (1-16), 12/21/13
Shot 50 percent or more	57.6 - by North Florida (19-33), 12/2/15
Shot 60 percent or more	64.3 - by SMU (9-14), 3/24/14

Free Throw Percentage

Shot less than 50 pct.	46.7 - vs. Texas A&M (7-15), 3/12/16
Shot 80 percent or more	80.6 - at Vanderbilt (25-31), 1/2/16
Shot 100 percent	100.0 - at Vanderbilt (10-10), 02/08/12

Rebounds

Had less than 20	19 - vs. Ole Miss, 01/22/11
Had 50 or more	50 - at Florida, 1/9/16
Had 60 or more	64 - vs. Northwestern State, 11/16/13

Opponent Rebounds

Had Less than 20	17 - by Nicholls State, 12/17/08
Had 50 or more	52 - by Texas A&M, 3/12/16

Assists

Had less than 5	4 - vs. Texas A&M, 3/12/16
Had 15 or more	20 - vs. Missouri, 3/1/16
Had 20 or more	20 - vs. Missouri, 3/1/16
Had 25 or more	25 - vs. Miss. State, 2/6/16

Opponent Assists

Had less than 5	4 - by Bethune-Cookman, 01/05/13
Had 15 or more	26 - at Kentucky, 3/5/16
Had 20 or more	26 - at Kentucky, 3/5/16
Had 25 or more	26 - at Kentucky, 3/5/16

Blocks

Had 0	0 - vs. Tennessee, 3/11/16
Had 10 or more	13 - vs. South Carolina, 1/28/15
Had 15 or more	16 - vs. Alcorn State, 11/20/08

Opponent Blocks

Had 0	0 - by Kennesaw State, 11/16/15
Had 10 or more	11 - by Kentucky (SECT), 3/14/14

Steals

Had 0	0 - vs Georgia Tech, 3/17/90
Had 10 or more	14 - vs. Florida, 2/27/16
Had 15 or more	19 - vs. Rhode Island, 1/4/14


Opponent Steals

Had 0	0 - by Washington State, 12/27/08
Had 10 or more	10 - by Arkansas, 2/23/16
Had 15 or more	19 - by West Virginia, 12/4/14

Career Double Doubles

Shaquille O'Neal - 66
Durand "Rudy" Macklin - 50
Glen Davis - 45
Leonard Mitchell - 33
Tasmin Mitchell - 27
Jordan Mickey - 25
Johnny O'Bryant III - 25
Ben Simmons - 22
Brandon Bass - 19
Pete Maravich - 17
Jarell Maratin - 16

LSU Career Triple Doubles

SHAQUILLE O'NEAL - 6	
LSU vs. BYU	
March 19, 1992	26 points, 13 rebounds, 11 blocks
LSU vs. Auburn	
Feb. 22, 1992	30 points, 20 rebounds, 11 blocks
LSU at South Carolina	
Feb. 19, 1992	19 points, 14 rebounds, 11 blocks
LSU vs. Florida	
Jan. 26, 1991	31 points, 21 rebounds, 10 blocks
LSU vs. Loyola Marymount	
Feb. 3, 1990	20 points, 24, rebounds, 12 blocks
LSU vs. Texas	
Jan. 2, 1990	16 points, 19 rebounds, 10 blocks

TIM QUARTERMAN - 1

LSU vs. Ole Miss	
Feb. 28, 2015	18 points, 10 rebounds, 10 assists

PETE MARAVICH - 1

LSU vs. Mississippi State	
Feb. 3, 1969	33 points, 11 rebounds, 10 assists

Johnny Jones Head Coaching Tenure At LSU Superlatives

Points Scored

- 43 - Ben Simmons, vs. North Florida (12/2/15)
- 36 - Ben Simmons, at Vanderbilt (1/2/16)
- 32 - Antonio Blakeney, vs. Florida (2/27/16)
 - 32 - Keith Hornsby, at Houston (12/13/15)
- 31 - Antonio Blakeney, vs. Miss. State (2/6/16)
- 30 - Johnny O'Bryant III at South Carolina (2/14/13)
- 29 - Johnny O'Bryant III vs. Kentucky (1/28/14)
- 28 - Ben Simmons, at Florida (1/9/16)
 - 28 -- Jarell Martin, vs. Florida (2/21/15)
- 27 -- Tim Quarterman, at Houston (12/13/15)
 - 27 -- Jarell Martin, at Arkansas (3/7/15)
 - 27 -- Tim Quarterman, vs. Georgia (1/10/15)
 - 27 -- Jordan Mickey, vs. Weber State (11/22/14)

Field Goals Made

- 15 - Ben Simmons, vs. North Florida (12/2/15)
- 13 -- Jordan Mickey, vs. Weber State (11/22/14)
 - 13 - Johnny O'Bryant III, at South Carolina (2/14/13)
- 12 -- Jordan Mickey at Vanderbilt (1/24/15)
 - 12 - Johnny O'Bryant III, vs. Kentucky (1/28/14)
- 11 -- Antonio Blakeney, vs. Miss. State (2/6/16)
 - 11 -- Ben Simmons, vs. Kennesaw State (11/16/15)
 - 11 -- Jarell Martin, at Arkansas (3/7/15)
 - 11 -- Jarell Martin, at Auburn (2/24/15)
 - 11 -- Jordan Mickey at Mississippi State (1/31/15)
 - 11 -- Jordan Mickey vs. Savannah State (1/3/15)
 - 11 - Johnny O'Bryant III, at Vanderbilt (3/6/14)
 - 11 - Johnny O'Bryant III, vs. Arkansas (2/1/14)

Field Goal Attempts

- 25 - Johnny O'Bryant III, at Kentucky (2/22/14)
- 24 -- Jordan Mickey, vs. Weber State (11/22/14)
 - 24 -- Jordan Mickey, vs. Weber State (11/22/14)
- 22 - Johnny O'Bryant III, at Kentucky (1/26/13)
- 21 -- Jordan Mickey, vs. Sam Houston State (12/13/14)

Field Goal Percentage (min. 6 made)

- .875 (7-8) -- Jordan Mickey, at Auburn (2/24/15)
 - .875 (7-8) -- Brian Bridgewater, vs. McNeese State (11/29/14)
- .857 (6-7) -- Ben Simmons, vs. Oklahoma (1/30/16)
 - .857 (6-7) - Shavon Coleman, vs. New Orleans (11/19/13)
- .846 (11-13) -- Jordan Mickey vs. Savannah State (1/3/15)

Three-Point Field Goals Made

- 6 -- Keith Hornsby, at Houston (12/13/15)
 - 6 -- Jalyn Patterson, at Arkansas (3/7/15)
 - 6 -- Tim Quarterman, vs. Georgia (1/10/15)
 - 6 - Anthony Hickey, at Missouri (3/2/13)
 - 6 - Andre Stringer, at Marquette (12/22/12)
- 5 -- Keith Hornsby, vs. Tennessee (3/4/15)
 - 5 -- Keith Hornsby, at Ole Miss (1/14/15)
 - 5 - Charles Carmouche, at Missouri (3/2/13)
 - 5 - Charles Carmouche, at Mississippi State (2/16/13)
 - 5 - Corban Collins, at Boise State (12/14/12)
 - 5 - Andre Stringer, at SMU (3/24/14)
 - 5 - Shavon Coleman, vs. Alabama (3/13/14)
 - 5 - Hickey, Anthony, vs. Auburn (2/8/14)
 - 5 - Andre Stringer, at Ole Miss (1/15/14)

Three-Point Field Goal Attempts

- 14 - Anthony Hickey, at Missouri (3/2/13)
- 14 - Anthony Hickey, vs. Memphis (11/29/13)
- 12 - Andre Stringer, vs. New Orleans (11/19/13)
- 11 -- Antonio Blakeney, vs. NC State (11/24/15)
 - 11 - Anthony Hickey, vs. South Carolina (1/16/13)
 - 11 - Charles Carmouche, at Auburn (1/9/13)
 - 11 - Andre Stringer, vs. Northwestern State (11/16/13)

Three-Point Field Goal Percentage (Min. 4 Made)

- 1.000 (5-5) -- Tm Quarterman, vs. Oklahoma (1/30/16)
 - 1.000 (4-4) - Anthony Hickey, at Texas Tech (12/18/13)
- .800 (4-5) - Shavon Coleman, vs. Georgia (3/14/13)
 - .800 (4-5) - Andre Stringer, vs. Missouri (1/30/13)
 - .800 (4-5) - Jarell Martin, vs. Texas A&M (2/26/14)

Free Throws Made

- 16 -- Ben Simmons, at Vanderbilt (1/2/16)
- 14 -- Ben Simmons, at Florida (1/9/16)
- 13 -- Tim Quarterman, vs. Georgia (1/26/16)
 - 13 -- Ben Simmons, vs. North Florida (12/2/15)
- 12 -- Antonio Blakeney, vs. Florida (2/27/16)
- 11 -- Jarell Martin, vs. Florida (2/21/15)
 - 11 - Charles Carmouche, vs. Northwestern State (11/20/12)
 - 11 - Jordan Mickey, vs. Mississippi State (2/19/14)
 - 11 - Johnny O'Bryant III, vs. Vanderbilt (1/18/14)
- 10.10 -- Jordan Mickey, vs. Alabama (2/7/15)
 - 10 - Andre Stringer, vs. Auburn (2/8/14)
 - 10 - Johnny O'Bryant III, vs. Southeastern Louisiana (11/22/13)

Free Throw Attempts

- 19 -- Ben Simmons, vs. Alabama (2/17/16)
 - 19 -- Tim Quarterman, vs. Georgia (1/26/16)
 - 19 -- Ben Simmons, at Vanderbilt (1/2/16)
- 18 -- Jarell Martin, vs. Auburn, 3/13/15
- 17 - Johnny O'Bryant III, vs. Georgia (3/14/13)

Free Throw Percentage (min. 8 made)

- 1.000 (9-9) -- Antonio Blakeney, vs. Tennessee (3/11/16)
 - 1.000 (8-8) -- Keith Hornsby, vs. Tennessee (3/4/15)
 - 1.000 (8-8) - Shavon Coleman, vs. Bethune-Cookman (1/5/13)
 - 1.000 (8-8) - Andre Stringer, vs. Vanderbilt (3/6/14)
- .917 (11-12) - Jordan Mickey, vs. Mississippi State (2/19/14)

Rebounds

- 20 -- Ben Simmons, vs. Marquette (11/23/15)
 - 20 -- Jordan Mickey, at Mississippi State (1/31/15)
- 18 -- Ben Simmons, vs. Arkansas (1/16/16)
 - 18 -- Ben Simmons, at Charleston (11/30/15)
- 17 -- Ben Simmons, at Florida (1/9/16)
 - 17 -- Jordan Mickey, at Missouri (1/8/15)
- 16 -- Ben Simmons, vs. South Alabama (11/19/15)
 - 16 -- Jarell Martin, vs. Auburn (3/13/15)
 - 16 -- Jarell Martin, vs. Auburn (2/5/15)
 - 16 - Johnny O'Bryant III, at Arkansas (2/15/14)

Assists

- 10 -- Ben Simmons, vs. NC State (11/24/15)
 - 10 -- Tim Quarterman, vs. Ole Miss (2/28/15)
 - 10 -- Josh Gray at Ole Miss (1/14/15)
 - 10 - Charles Carmouche, at Marquette (12/22/12)
- 9 - Tim Quarterman, vs. UAB (12/21/13)
- 8 -- Tim Quarterman, at Texas A&M (2/17/15)
 - 8 -- Tim Quarterman, at Florida (1/20/15)
 - 8 -- Josh Gray, vs. Savannah State (1/13/15)
 - 8 -- Tim Quarterman, at UAB (12/18/14)
 - 8 - Johnny O'Bryant III vs. Miss. State (2/16/13)
 - 8 - Charles Carmouche, at South Carolina (2/14/13)
 - 8 - Anthony Hickey, vs. Alabama (3/13/14)
 - 8 - Anthony Hickey, vs. Texas A&M (2/26/14)
 - 8 - Anthony Hickey, at Kentucky (2/22/14)

Steals

- 8 - Anthony Hickey, vs. Texas A&M (1/23/13)
- 7 -- Ben Simmons, at Kentucky (3/5/16)
 - 7 - Anthony Hickey, vs. UC Santa Barbara (11/9/12)
 - 7 - Anthony Hickey, vs. Southeastern (11/22/13)
- 6 - Anthony Hickey, vs. Seton Hall (11/29/12)

Blocked Shots

- 7 -- Jordan Mickey, at Tennessee (2/14/15)
 - 7 -- Jordan Mickey, vs. Texas A&M (1/17/15)
 - 7 -- Jordan Mickey, at UAB (12/18/14)
 - 7 - Jordan Mickey, at Ole Miss (1/15/14)
- 6 -- Jordan Mickey, 9 times; Jarell Martin 1 time

Individual Records

POINTS

LSU: 53	by Shaquille O'Neal, vs. Arkansas State, 12/18/90
50	by Chris Jackson, vs. Tennessee, 02/11/99
49	by Chris Jackson, vs. Florida, 03/01/89
48	by Chris Jackson, vs. Louisiana Tech, 12/06/88
45	by Chris Jackson, vs. Georgia, 01/24/90
Opp: 48	by Hank Gathers, Loyola Marymount, 02/03/90

FIELD GOALS MADE

LSU: 19	by Chris Jackson, vs. Florida, 03/01/89
18	by Bill "Fig" Newton, vs. Georgetown, 01/06/72
18	by Chris Jackson, vs. Louisiana Tech, 12/06/88
18	by Chris Jackson, vs. Southern Miss, 11/19/89
18	by Shaquille O'Neal, vs. Arkansas State, 12/18/90
18	by Shaquille O'Neal, vs. Northern Arizona, 12/28/91
Opp: 20	by Hank Gathers, Loyola Marymount, 02/03/90

FIELD GOAL PERCENTAGE (MINIMUM 10 ATTEMPTS)

LSU: 1.000	by Stanley Roberts, 10-10, Loyola Marymount, 02/03/90;
1.000	by Durand Macklin, 12-12, vs. Mississippi State, 01/05/80
Opp: .909	by Ronnie Williams, Florida, 10-11, 01/02/82
	by Bob Guyette, Kentucky, 10-11, 01/05/74

THREE POINT FIELD GOALS MADE

LSU: 10	by Chris Jackson, vs. Tennessee, 02/10/90
8	by Maurice Carter, vs. Arkansas, 01/02/99
8	by Ronnie Henderson, vs. Kentucky, 02/15/94
Opp: 9	by Anderson Hunt, UNLV, 01/28/90

THREE POINT FG PERCENTAGE (MINIMUM 5 ATTEMPTS)

LSU: 1.000	by Tim Quarterman, 5-5, vs. Oklahoma, 1/30/16
1.000	by Antonio Hudson, 6-6, vs. Louisiana-Lafayette, 11/21/04
1.000	by Collis Temple, 5-5, vs. Nicholls State, 12/22/00
1.000	by Darrel Mitchell, 5-5, vs. Auburn, 02/26/03
Opp: 1.000	by Sonny Weems, Arkansas, 5-5, 01/26/08

FREE THROWS MADE

LSU: 17	by Shaquille O'Neal, vs. Arkansas State, 12/18/90
Opp: 15	by Ernie Grunfeld, Tennessee, 01/15/77

FREE THROWS ATTEMPTED

LSU: 21	by Shaquille O'Neal, vs. Arkansas State, 12/18/90
Opp: 18	by Leon Douglas, Alabama, 02/17/75

FREE THROW PERCENTAGE (MIN. 10 MADE)

LSU: 1.000	by Eddie Palubinskas, 16-16, vs. Mississippi State, 03/01/73
Opp: 1.000	by Retin Obasohan, Alabama, 11-11, 2/17/16
1.000	by Carlos Zuniga, Tulane, 10-10, 12/04/78
1.000	by Sidney Moncrief, Arkansas, 10-10, 12/29/77
1.000	by Joe Rogers, Villanova, 10-10, 12/28/76

REBOUNDS

LSU: 32	by Durand Macklin, vs. Tulane, 11/26/76
Opp: 23	by Larry Fry, Mississippi State, 01/16/75

ASSISTS

LSU: 19	by Kenny Higgs, vs. Georgia, 01/17/77
18	by Randy Livingston, vs. George Mason, 12/03/94
18	by Kenny Higgs, vs. Tennessee, 01/15/77
17	by Kenny Higgs, vs. Mississippi State, 02/16/76
16	by Kenny Higgs, vs. Vanderbilt, 02/28/76
OPP: 15	by Eddie Johnson, Auburn, 01/03/76

BLOCKED SHOTS

LSU: 12	by Shaquille O'Neal, vs. Loyola Marymount, 02/03/90
Opp: 7	by Jarvis Varnado, Mississippi State, 01/09/08

STEALS

LSU: 10	by Shawn Griggs, vs. Tennessee, 02/23/91
Opp: 9	by Mike Varos, Cal State Los Angeles, 12/08/89

Team Records

POINTS

LSU: 159	vs. Northern Arizona, 159-86, 12/28/91
148	vs. Loyola Marymount, 148-141, 02/03/90
128	vs. Tennessee Martin, 128-89, 12/20/88

127	vs. George Mason, 127-104, 12/03/94
123	vs. Nicholls State, 123-61, 12/30/91
Opp: 141	by Loyola Marymount, 148-141 (OT), 02/03/90
129	by Kentucky, 97-129, 01/16/96
127	by Illinois, 100-127, 12/22/88
114	by Loyola Marymount, 122-114, 12/20/90
113	by Tennessee, 119-113, 02/10/90

FIELD GOALS MADE

LSU: 61	vs. Loyola Marymount, 02/03/90; vs. Northern Arizona, 12/28/91
Opp: 53	by Illinois, 12/22/88

FIELD GOALS ATTEMPTED

LSU: 103	vs. Northern Arizona, 12/28/91
Opp: 116	by Loyola Marymount, 02/11/89

FIELD GOAL PERCENTAGE

LSU: .703	vs. Centenary, 01/15/03
Opp: .684	by Tulane, 03/12/82

FREE THROWS MADE

LSU: 41	vs. Tulane, 12/22/79
Opp: 31	by Tulane, 03/12/82

FREE THROWS ATTEMPTED

LSU: 55	vs. Georgia, 1/26/16; vs. Tulane, 12/22/79
Opp: 42	by Tulane, 03/12/82; Georgia, 03/12/82

MOST THREE-POINT FIELD GOALS MADE

LSU: 16	vs. Auburn, 02/26/03
OPP: 19	by North Florida, 12/2/15

FOULS

LSU: 39	vs. Ole Miss, 01/14/84
Opp: 42	by Tulane, 12/22/79

MARGIN OF VICTORY

LSU: 75	vs. Grambling State, 112-37, 11/20/99
73	vs. Northern Arizona, 158-86, 12/28/91
62	vs. Nicholls State, 123-61, 12/30/91
54	vs. Nicholls State, 96-42, 11/17/06
48	twice, last in 1997
Opp: 32	by Kentucky, 129-97, 01/16/96
27	by Illinois, 127-100, 12/22/88
26	by Kentucky, 81-55, 02/06/10
26	by Ole Miss, 83-57, 02/18/98
24	by Kentucky, 74-50, 01/28/12
24	by Florida, 75-51, 01/21/87

POINTS IN ONE HALF

LSU: 80	vs. Northern Arizona, 1st half, 12/28/91
79	vs. Northern Arizona, 2nd half, 12/28/91
72	vs. Loyola Marymount, 1st half, 02/03/90
71	vs. North Florida, 2nd half, 12/02/15
Opp: 86	by Kentucky, 1st half, 01/16/96
76	by Loyola Marymount, 2nd half, 02/03/90
66	by Illinois, 2nd half, 12/22/88
62	by Florida, 2nd half, 2/27/16

MOST WINS

LSU: 19	in 2008-09 season
Opp: 7	in 1994-95; 1995-96; 2000-01, 09-10 season



Maurice Carter (1999) was the last player to hit at least eight treys in a game at the Maravich Center.

Individual Career Records

SCORING

1. Pete Maravich	1967-70	3667
2. Rudy Macklin	1976-81	2080
3. Tasmin Mitchell	2005-10	1989
4. Howard Carter	1979-83	1942
5. Shaquille O'Neal	1989-92	1941
6. Bob Pettit	1951-54	1916
7. Kenny Higgs	1974-78	1896
8. Chris Jackson	1988-90	1854
9. Ronald Dupree	1999-03	1726
10. Derrick Taylor	1981-82; 83-86	1590

SCORING AVERAGE

1. Pete Maravich	1967-70	44.2
2. Chris Jackson	1988-90	29.0
3. Bob Pettit	1951-54	27.4
4. Shaquille O'Neal	1989-92	21.6
5. Glenn Hansen	1973-75	20.5
6. Marcus Thornton	2007-09	20.4
7. Ronnie Henderson	1993-96	20.3
8. Ben Simmons	2015-16	19.2
9. Roger Sigler	1954-57	19.1
10. Eddie Palubinskas	1972-74	18.5

FIELD GOALS MADE

1. Pete Maravich	1967-70	1387
2. Rudy Macklin	1976-81	852
3. Howard Carter	1979-83	806
4. Shaquille O'Neal	1989-92	786
5. Tasmin Mitchell	2006-10	762
6. Bob Pettit	1951-54	721
7. Kenny Higgs	1974-78	687
8. Ronald Dupree	2000-03	665
9. Chris Jackson	1988-90	664
10. Leonard Mitchell	1980-84	630

3-POINT FG MADE

1. Darrel Mitchell	2002-06	258
2. Andre Stringer	2010-14	242
3. Torris Bright	2000-03	237
4. Ronnie Henderson	1993-96	189
5. Clarence Ceasar	1991-95	175
6. Antonio Hudson	2001-05	174
7. Chris Jackson	1988-90	172
8. Collis Temple III	2000-03	171
9. Marcus Thornton	2007-09	168
10. Maurice Carter	1995-99	157

FIELD GOAL PCT. (MIN. 250 ATT.)

1. Dave Ramsden	1967-69	.643
2. Shaquille O'Neal	1989-92	.610
3. Tyrus Thomas	2005-06	.608
4. Rudy Macklin	1976-81	.595
5. Al Sanders	1969-72	.585
6. Stanley Roberts	1989-90	.576
7. Jaime Lloreda	2002-04	.571
8. Ben Simmons	2015-16	.560
Stromile Swift	1998-00	.560
Vernel Singleton	1988-92	.560

ASSISTS

1. Kenny Higgs	1974-78	645
2. Ethan Martin	1977-81	638
3. Torris Bright	2000-03	544
4. Garrett Temple	2005-09	482
5. Pete Maravich	1967-70	425
6. Derrick Taylor	1981-82; 83-86	401
7. Darrel Mitchell	2002-06	367
8. Anthony Hickey	2011-14	360
9. Andre Stringer	2010-14	314
Ricky Blanton	1984-86; 87-89	314

FREE THROWS MADE

1. Pete Maravich	1967-70	893
2. Kenny Higgs	1974-78	522
3. Bob Pettit	1951-54	474
4. Vernel Singleton	1988-92	432
5. Glen Davis	2004-07	429
6. Ethan Martin	1977-81	390
7. Rudy Macklin	1976-81	376
8. Roger Sigler	1954-57	372
9. Shaquille O'Neal	1989-92	369
10. Derrick Taylor	1981-82; 83-86	364

FREE THROW PCT. (MIN. 200 ATT.)

1. Eddie Palubinskas	1972-74	.875
2. Chris Jackson	1988-90	.863
3. Don Redden	1982-86	.840
4. Kenny Drost	1964-67	.839
5. Bo Spencer	2007-10	.828
6. Harry Heroman	1963-66	.816
7. Derrick Taylor	1981-82; 83-86	.801
8. George Nattin	1959-62	.792
9. Howard Carter	1979-83	.789
10. Andre Stringer	2010-14	.787

3-POINT FG PCT. (MIN. 75 ATT.)

1. Justin Anderson	1991-92	.489
2. Jamie Brandon	1991-93	.438
3. Anthony Wilson	1986-87	.421
4. Ricky Blanton	1987-89	.411
5. Mike Hansen	1990-93	.397
6. Darrel Mitchell	2002-06	.396
7. Keith Hornsby	2014-15	.393
8. Torris Bright	1999-03	.392
9. Landers Nolley	1994-96	.383
10. Marcus Thornton	2007-09	.382

REBOUNDS

1. Rudy Macklin	1976-81	1276
2. Shaquille O'Neal	1989-92	1217
3. Al Sanders	1969-72	1168
4. Bob Pettit	1951-54	1039
5. Ned Clark	1951-55	998
6. Tasmin Mitchell	2005-10	950
7. Leonard Mitchell	1980-84	922
8. Glen Davis	2004-07	916
9. Ronald Dupree	2000-03	907
10. Lionel Green	1975-79	809

REBOUNDING AVERAGE

1. Bob Pettit	1951-54	14.8
2. Al Sanders	1969-72	14.1
3. Shaquille O'Neal	1989-92	13.5
4. Ned Clark	1951-55	11.8
Ben Simmons	2015-16	11.8
6. Rudy Macklin	1976-81	10.4
Dick Maile	1962-65	10.4
8. Roger Sigler	1953-56	10.3
9. Maury Drummond	1960-63	10.2
10. Jaime Lloreda	2002-04	10.1



Kenny Higgs has a school-best 645 assists.

BLOCKED SHOTS

1. Shaquille O'Neal	1989-92	412
2. Jordan Mickey	2013-15	219
3. Chris Johnson	2005-09	176
4. Stromile Swift	1998-00	130
5. Storm Warren	2008-12	121
6. Garrett Temple	2005-09	113
7. Glen Davis	2004-07	110
8. Brandon Bass	2003-05	104
9. Jose Vargas	1984-88	100
10. Tyrus Thomas	2005-06	99

STEALS

1. Clarence Ceasar	1991-95	310
2. Ethan Martin	1977-81	279
3. Torris Bright	2000-03	246
4. Darrel Mitchell	2002-06	219
5. Anthony Hickey	2011-14	216
6. Derrick Taylor	1981-82; 83-86	207
7. Jerry Reynolds	1982-85	194
8. Garrett Temple	2005-09	191
9. Tasmin Mitchell	2005-10	190
10. Darryl Joe	1986-88	169

MINUTES PLAYED

1. Tasmin Mitchell	2005-10	4692
2. Garrett Temple	2005-09	4432
3. Howard Carter	1979-83	4276
4. Torris Bright	2000-03	4250
5. Rudy Macklin	1976-81	3965
6. Darrel Mitchell	2002-06	3891
7. Derrick Taylor	1981-82; 83-86	3835
8. Leonard Mitchell	1980-84	3832
9. Ronald Dupree	2000-03	3710
10. Andre Stringer	2010-14	3709

Individual Single-Game Records

SCORING

1. Pete Maravich vs. Alabama	Feb. 7, 1970	69
2. Pete Maravich vs. Tulane	Feb. 10, 1969	66
3. Pete Maravich vs. Kentucky	Feb. 21, 1970	64
4. Pete Maravich vs. Vanderbilt	Dec. 11, 1969	61
5. Bob Pettit vs. Louisiana College	Dec. 7, 1953	60
6. Pete Maravich vs. Alabama	Feb. 17, 1968	59
7. Pete Maravich vs. Georgia	March 8, 1969	58
Pete Maravich vs. Mississippi State	Dec. 22, 1967	58
9. Bob Pettit vs. Georgia	Jan. 9, 1954	57
10. Pete Maravich (6 times)		55
Chris Jackson (1)		

FIELD GOALS MADE

1. Pete Maravich vs. Alabama	Feb. 7, 1970	26
Pete Maravich vs. Vanderbilt	Dec. 11, 1969	26
3. Pete Maravich vs. Tulane	Feb. 10, 1969	25
4. Pete Maravich vs. Alabama	Feb. 17, 1968	24
5. Pete Maravich vs. Kentucky	Feb. 21, 1970	23
Bob Pettit vs. Georgia	Jan. 9, 1954	23

FIELD GOALS ATTEMPTED

1. Pete Maravich vs. Alabama	Feb. 7, 1970	57
Pete Maravich vs. Vanderbilt	Jan. 29, 1969	57
3. Pete Maravich vs. Vanderbilt	Dec. 11, 1969	54
4. Pete Maravich vs. Kentucky	Feb. 22, 1969	53
5. Pete Maravich vs. Alabama	Feb. 17, 1968	52

FIELD GOAL PERCENTAGE (MIN. 10 ATTEMPTS)

1. Durand Macklin vs. Mississippi State (12-12)	Jan. 5, 1980	1.000
Stanley Roberts vs. Loyola Marymount (10-10)	Feb. 3, 1990	1.000
Bill Wilson vs. Georgia (10-10)	Jan. 4, 1964	1.000
4. Brandon Bass vs. Louisiana-Lafayette (11-12)	Nov. 21, 2004	.917
Nikita Wilson vs. Montana State (11-12)	Nov. 22, 1985	.917
Durand Macklin vs. Ole Miss (11-12)	Jan. 28, 1977	.917
Ray Lewis vs. Alabama (11-12)	Feb. 20, 1962	.917

3-POINT FIELD GOALS MADE

1. Chris Jackson vs. Tennessee	Feb. 10, 1990	10
2. Chris Jackson at Ole Miss	March 4, 1989	9
3. Marcus Thornton at Auburn	Jan. 30, 2008	8
Maurice Carter vs. Arkansas	Jan. 2, 1999	8
Ronnie Henderson vs. Kentucky	Feb. 15, 1994	8
6. Maurice Carter vs. Texas	Dec. 19, 1998	7
Ronnie Henderson vs. Maryland-Baltimore County	Dec. 30, 1994	7
Mike Hansen vs. Tennessee	Jan. 22, 1991	7
Chris Jackson vs. Vanderbilt	Feb. 18, 1990	7
Chris Jackson vs. Kentucky	Feb. 15, 1990	7
Chris Jackson vs. Mississippi State	Jan. 4, 1990	7

3-POINT FIELD GOAL ATTEMPTS


1. Chris Jackson vs. Tennessee	Feb. 10, 1990	20
Chris Jackson at Ole Miss	March 4, 1989	20
3. Chris Jackson vs. Kentucky	Feb. 15, 1990	17
4. Marcus Thornton vs. Auburn	Jan. 16, 2008	16
5. Marcus Thornton at Auburn	Jan. 30, 2008	15
Maurice Carter vs. Arkansas	Jan. 2, 1999	15
Ronnie Henderson vs. Alabama	Feb. 11, 1995	15
8. Anthony Hickey vs. Memphis	Nov. 29, 2013	14
Anthony Hickey at Missouri	March 2, 2013	14
Gene Nabors vs. Auburn	Jan. 21, 1996	14
Ronnie Henderson vs. UCLA	Dec. 18, 1993	14

3-POINT FIELD GOAL PERCENTAGE (MINIMUM 5 ATTEMPTS)

1. Tim Quarterman, vs. Oklahoma (5-5)	Jan. 30, 2016	1.000
Collis Temple III vs. Nicholls State (5-5)	Dec. 22, 2000	1.000
Torris Bright vs. Arizona (5-5)	Dec. 20, 2000	1.000
Darrel Mitchell vs. Auburn (5-5)	Feb. 26, 2003	1.000
Antonio Hudson vs. Louisiana-Lafayette (6-6)	Nov. 21, 2004	1.000
6. Collis Temple III vs. Vanderbilt (6-7)	March 10, 2000	.857
7. Bo Spencer vs. Arkansas (5-6)	Jan. 31, 2009	.833
Torris Bright vs. Centenary (5-6)	Dec. 21, 1999	.833
Ronnie Henderson vs. Texas (5-6)	Nov. 26, 1994	.833
Anthony Wilson vs. Georgia (5-6)	March 7, 1987	.833
Terry Martin vs. Louisiana Tech (5-6)	Dec. 23, 2006	.833
Tasmin Mitchell vs. Louisiana-Monroe (5-6)	Nov. 19, 2006	.833

FREE THROWS MADE

1. Pete Maravich vs. Oregon State	Dec. 22, 1969	30
2. Pete Maravich vs. Florida	Feb. 12, 1969	22
3. Kenny Higgs vs. Mississippi State	Jan. 2, 1978	18
4. Shaquille O'Neal vs. Arkansas State	Dec. 18, 1990	17
5. Ben Simmons, at Vanderbilt	Jan. 2, 2016	16
Chris Jackson vs. Florida	Dec. 10, 1988	16
Eddie Palubinskas vs. Mississippi State	March 1, 1973	16
Bob Pettit vs. Louisiana College	Dec. 1, 1954	16



Durand "Rudy" Macklin

FREE THROW ATTEMPTS

1. Pete Maravich vs. Oregon State	Dec. 22, 1969	31
2. Pete Maravich vs. Florida	Feb. 12, 1969	27
3. Shaquille O'Neal vs. Arkansas State	Dec. 18, 1990	21
4. Kenny Higgs vs. Mississippi State	Jan. 2, 1978	20
5. Ben Simmons, vs. Alabama	Feb. 17, 2016	19
Tim Quarterman, vs. Georgia	Jan. 26, 2016	19
Ben Simmons, at Vanderbilt	Jan. 2, 2016	19
8. Jarell Martin, vs. Auburn	March 13, 2015	18
Tasmin Mitchell, at Mississippi State	Feb. 11, 2009	18
Jerry Reynolds vs. Tennessee	Feb. 6, 1984	18
Glen Davis, vs. Louisiana Tech	Dec. 23, 2006	18

FREE THROW PERCENTAGE (MINIMUM 15 ATTEMPTS)

1. Eddie Palubinskas vs. Mississippi State (16-16)	March 1, 1973	1.000
2. Pete Maravich vs. Oregon State (30-31)	Dec. 22, 1969	.968
3. Chris Jackson vs. Florida (16-17)	Dec. 10, 1988	.941
4. Anthony Wilson vs. Georgia (14-15)	March 7, 1987	.933
5. Chris Jackson vs. Tennessee (13-15)	Feb. 10, 1989	.866
Ricky Blanton vs. Ole Miss (13-15)	Feb. 10, 1988	.866

REBOUNDS

1. Durand Macklin vs. Tulane	Nov. 26, 1976	32
2. Al Sanders vs. Mississippi State	Feb. 7, 1972	26
Al Sanders vs. Mississippi State	Feb. 1, 1971	26
4. Danny Hester vs. Ole Miss	Jan. 31, 1970	25
Al Sanders vs. Florida	Dec. 18, 1970	25
Bob Pettit vs. Holy Cross	Dec. 29, 1953	25

ASSISTS

1. Kenny Higgs vs. Georgia	Jan. 17, 1977	19
2. Randy Livingston vs. George Mason	Dec. 3, 1994	18
Kenny Higgs vs. Tennessee	Jan. 15, 1977	18
4. Kenny Higgs vs. Mississippi State	Feb. 16, 1976	17
5. Ethan Martin vs. Tulane	Dec. 6, 1980	16
Kenny Higgs vs. Vanderbilt	Feb. 28, 1976	16

BLOCKED SHOTS

1. Shaquille O'Neal vs. Loyola Marymount	Feb. 3, 1990	12
2. Stromile Swift vs. Alabama	Feb. 10, 1999	11
Shaquille O'Neal vs. BYU	March 19, 1992	11
Shaquille O'Neal vs. Auburn	Feb. 22, 1992	11
Shaquille O'Neal vs. South Carolina	Feb. 18, 1992	11
6. Shaquille O'Neal vs. Florida	Jan. 26, 1991	10
Shaquille O'Neal vs. Texas	Jan. 3, 1990	10

STEALS

1. Shawn Griggs, vs. Tennessee	Feb. 23, 1991	10
2. Anthony Hickey vs. Texas A&M	Jan. 23, 2013	8
Clarence Ceasar, vs. Auburn	Jan. 8, 1994	8
Shawn Griggs, vs. Loyola Marymount	Dec. 20, 1990	8
Shawn Griggs, vs. Arizona	Dec. 8, 1990	8
Derrick Taylor, vs. Hawaii-Loa	Dec. 2, 1985	8

POINTS

1. Johnny Neumann, Ole Miss	Jan. 30, 1971	63
2. Gerald Glass, Ole Miss	March 4, 1989	53
3. Dan Issel, Kentucky	Feb. 21, 1970	51
4. Bob Burrow, Kentucky	Jan. 14, 1956	50
5. Ron Widby, Tennessee	1967	50

FIELD GOALS MADE

1. Johnny Neumann, Ole Miss	Jan. 30, 1971	26
2. Gerald Glass, Ole Miss	March 4, 1989	20
3. Hank Gathers, Loyola Marymount	Feb. 3, 1990	20

FIELD GOALS ATTEMPTS

1. Johnny Neumann, Ole Miss	Jan. 30, 1971	40
2. Gerald Glass, Ole Miss	March 3, 1990	37
3. Gerald Glass, Ole Miss	March 4, 1989	36

FREE THROWS MADE

1. Neal Walk, Florida	Feb. 10, 1968	18
2. Carlos Clark, Ole Miss	Jan. 15, 1983	17
3. Anthony Rosser, U.S. International	Jan. 16, 1984	16

FREE THROW ATTEMPTS

1. Neal Walk, Florida	Feb. 10, 1968	21
1. Carlos Clark, Ole Miss	Feb. 15, 1983	21
3. Anthony Rosser, U.S. International	Jan. 16, 1984	20

FREE THROW PERCENTAGE (MIN. 15 ATTEMPTS)

1. Reggie Johnson, Tennessee	Feb. 5, 1978	.933 (14-15)
2. Earvin Johnson, Michigan State	March 16, 1979	.933 (14-15)
3. Ernie Grunfeld, Tennessee	Jan. 15, 1977	.882 (15-17)

THREE-POINT FIELD GOALS MADE

1. Anderson Hunt, UNLV	Jan. 28, 1990	9
Scott Draud, Vanderbilt	Feb. 18, 1990	9
Lee Mayberry, Arkansas	March 4, 1992	9
4. Buddy Hield, Oklahoma	Jan. 30, 2016	8
Beau Beech, North Florida	Dec. 2, 2015	8
Edward Garriet, McNeese State	Nov. 24, 2003	8
David Jones, Lamar	Dec. 4, 1989	8
Keenan Carpenter, Auburn	Feb. 8, 1989	8
Greg Stolt, Florida	March 4, 1999	8

THREE-POINT FIELD GOAL ATTEMPTS

1. Chris Walker, Villanova	March 15, 1990	20
2. Damon Wordlaw, McNeese State	Nov. 29, 1994	18
3. Scott Draud, Vanderbilt	Feb. 2, 1991	17
Danny Basile, Marist	Dec. 25, 1995	17

THREE-POINT FIELD GOAL PERCENTAGE (MIN. 5 ATTEMPTS)

1. Jordan McRae, Tennessee	Feb. 19, 2013	1.000 (6-6)
Dawid Przbyszeski, Vanderbilt	Feb. 21, 2004	1.000 (5-5)
Ezra Williams, Georgia	Jan. 5, 2003	1.000 (7-7)
Troy Gaines, Auburn	Feb. 26, 2003	1.000 (5-5)
Andrew Moten, Florida	Jan. 21, 1987	1.000 (5-5)
6. Kenny Gaines, Georgia	March 8, 2014	.857 (6-7)
Je'Kei Foster, Ohio State	Jan. 15, 2005	.857 (6-7)
Wesley Person, Auburn	Feb. 13, 1993	.857 (6-7)

REBOUNDS

1. Bailey Howell, Mississippi State	1957	34
2. Bob Lienhard, Georgia	1969	29
Dan Issel, Kentucky	Feb. 22, 1969	29

ASSISTS

1. Eddie Johnson, Auburn	Jan. 3, 1976	15
2. Tyler Ulis, Kentucky	March 5, 2016	14
Kareem Reid, Arkansas	March 2, 1996	14
Terrell Lowery, Loyola-Marymount	Dec. 20, 1990	14
Bobby Hurley, Duke	Feb. 10, 1991	14

BLOCKED SHOTS

1. Roy Rogers, Alabama	Feb. 17, 1996	10
2. Andre Riddick, Kentucky	March 14, 1993	9
3. Charles Barkley, Auburn	1984	8

STEALS

1. Mike Varos, Cal State Los Angeles	Dec. 8, 1989	9
2. Pointer Williams, McNeese State	Dec. 1, 1995	8
3. Chris Daniels, Georgia	March 8, 2002	7
T. J. Cleveland, Arkansas	March 11, 2000	7
Eddie Shannon, Florida	Jan. 20, 1999	7
John Pelphrey, Kentucky	Feb. 15, 1990	7
Mike Ferrara, Colgate	Nov. 28, 1990	7



**MOST POINTS SCORED**

1.	159 — Northern Arizona (159-86)	Dec. 28, 1991
2.	148 — vs. Loyola Marymount (148-141)	Feb. 3, 1990
3.	128 — vs. Louisiana College (128-74)	Dec. 7, 1953
3.	128 -- vs. Tennessee Martin (128-89)	Dec. 20, 1988
5.	127 — vs. Tulane (127-114)	Feb. 9, 1970

HIGHEST VICTORY MARGIN

1.	94 — LSU 124, Southwestern (TN) 33	Dec. 8, 1952
2.	75 — LSU 112, Grambling State 37	Nov. 20, 1999
3.	73 — LSU 159, Northern Arizona 86	Dec. 28, 1991
4.	62 — LSU 123, Nicholls State 61	Dec. 30, 1991
5.	60 — LSU 80, Sewanee 20	Jan. 5, 1934
6.	56 — LSU 69, Louisiana-Lafayette 13	Dec. 1915
	56 — LSU 66, Millsaps 10	Feb. 6, 1918

OPPONENT MOST POINTS SCORED

1.	130 — by Florida State (FSU 130-100)	Dec. 16, 1967
2.	141 — by Loyola Marymount (LSU 148-141)	Feb. 3, 1990
3.	129 — by Kentucky (UK 129-97)	Jan. 16, 1996
4.	127 — by Kentucky (UK 127-80)	March 4, 1995
5.	121 — by Kentucky (UK 121-95)	Jan. 27, 1968
	121 — by Kentucky (UK 121-105)	Feb. 21, 1970

OPPONENTS MARGIN OF VICTORY

1.	49 — UCLA 133, LSU 84	Dec. 23, 1969
2.	47 — Kentucky 127, LSU 80	March 4, 1995
3.	46 — Vanderbilt 106, LSU 60	March 8, 1965
4.	44 — Oklahoma State 111, LSU 67	Dec. 20, 1994
5.	41 — Auburn 101, LSU 60	Feb. 13, 1965
6.	40 — Florida 102, LSU 62	Jan. 4, 1965
	40 — St. John's 102, LSU 62	Dec. 29, 1965

MOST FIELD GOALS MADE

1.	61 — vs. Northern Arizona	Dec. 28 1991
1.	61 — vs. Loyola Marymount	Feb. 3, 1990
3.	48 — vs. Loyola Marymount	Dec. 20, 1990
4.	47 — vs. McNeese State	Jan. 20, 1992
	47 — vs. Southeastern Louisiana	Nov. 26, 1990
	47 — vs. Nicholls State	Dec. 29, 1990

MOST THREE-POINT FIELD GOALS MADE

1.	17 — vs. Tennessee	March 1, 2003
2.	16 — vs. Auburn	Feb. 26, 2003
3.	13 -- at Florida	March 1, 2014
	13 -- vs. Grambling State	Dec. 13, 2008
	13 — vs. Chaminade	Nov. 20, 2007
	13 — vs. Texas A&M	Nov. 30, 2002
	13 — vs. Northwestern State	Dec. 2, 2001
	13 — vs. Maryland Baltimore County	Dec. 30, 1994
	13 — vs. Ole Miss	March 10, 1989
10.	12 -- at Missouri	March 2, 2013
	12 -- vs. Mississippi State	Feb. 16, 2013
	12 -- at Rice	Dec. 29, 2010
	12 -- at South Alabama	Nov. 28, 2010
	12 — vs. Arizona State	Nov. 21, 2007
	12 — vs. Tennessee	March 2, 2001
	12 — vs. Nicholls State	March 22, 2000
	12 — vs. Tennessee	Feb. 10, 1990

MOST FREE THROWS MADE

1.	41 — vs. Tulane	Dec. 22, 1979
2.	38 — vs. Florida	Jan. 16, 1993
3.	37 -- vs. Georgia	Jan. 26, 2016
	37 — vs. Vanderbilt	Feb. 6, 1988
5.	36 — vs. Tennessee	Feb. 23, 1991
6.	33 — vs. Ole Miss	Jan. 14, 1984
	33 — vs. Loyola (Chicago)	Dec. 6, 1982
8.	32 -- vs. Northwestern State	Nov. 12, 2010
	32 — vs. Texas A&M	Dec. 8, 1982
	32 — vs. Arkansas	Jan. 11, 1992

MOST REBOUNDS

1.	80 — vs Montana State	Dec. 27, 1976
2.	65 — vs. Loyola Marymount	Feb. 3, 1990
3.	63 — vs. Nicholls State	Dec. 30, 1991
4.	62 — vs. Hawaii Pacific	Nov. 27, 1982
5.	61 — vs. Northern Arizona	Dec. 28, 1991
6.	60 — vs. McNeese State	Dec. 20, 1992
	60 — vs. Troy	Dec. 6, 1994
	60 — vs. Troy	Dec. 22, 1999

ASSISTS

1.	38 — vs. George Mason	Dec. 3, 1994
2.	33 — vs. Loyola Marymount	Feb. 3, 1990
	33 — vs. Georgia State	Dec. 28, 1994
4.	30 — vs. Southern	Nov. 29, 1995
	30 — vs. Texas A&M Corpus Christi	Dec. 14, 2002
6.	29 — vs. Northern Arizona	Dec. 28, 1991
	29 — vs. Troy	Dec. 6, 1994
	29 — vs. Grambling State	Nov. 28, 1999

STEALS

1.	23 — vs. Tennessee	Feb. 23, 1991
2.	20 — vs. Southeastern Louisiana	Nov. 26, 1990
	20 — vs. Nicholls State	Dec. 29, 1990
4.	19 -- vs. Texas A&M	Jan. 23, 2013
5.	18 — vs. Marist	Nov. 25, 1988
	18 — vs. Central Connecticut State	Jan. 19, 1993
7.	17 — vs. Auburn	Jan. 9, 1993
	17 — vs. Cornell	Dec. 30, 1995
	17 — vs. Loyola Marymount	Dec. 20, 1990

BLOCKS

1.	16 — vs. Texas	Jan. 2, 1990
	16 -- vs. Alcorn State	Nov. 20, 2008
3.	14 — vs. Alabama	March 5, 2008
	14 — vs. Georgia	Jan. 25, 2006
	14 — vs. Loyola Marymount	Feb. 3, 1990
6.	13 -- vs. South Carolina	Jan. 28, 2015
	13 -- vs. Houston Baptist	Dec. 28, 2012
	13 — vs. Tennessee	Jan. 14, 2006
	13 — vs. Louisiana-Lafayette	Nov. 21, 2004
	13 — vs. Texas A&M Corpus Christi	Dec. 14, 2002
	13 — vs. Auburn	March 1, 1980
	13 — vs. Georgia	Jan. 7, 1991



Brandon Sampson

POINTS

1.	2861	1988-89
2.	2860	1969-70
3.	2679	1985-86
4.	2658	1986-87
5.	2620	1989-90
6.	2543	2015-16
7.	2449	1980-81
8.	2433	1992-93
9.	2423	2013-14
	2423	1990-91

FIELD GOALS MADE

1.	1117	1969-70
2.	1113	1985-86
3.	1096	1988-89
4.	973	1986-87
5.	971	1980-81
6.	919	1992-93
7.	918	2013-14
8.	915	2015-16
9.	903	1990-91
10.	901	1989-90

FIELD GOALS ATTEMPTED

1.	2497	1969-70
2.	2263	1988-89
3.	2257	1985-86
4.	2240	1986-87
5.	2222	1989-90
6.	2137	2005-06
7.	2129	1990-91

FIELD GOAL PERCENTAGE

1.	.511	1981-82
2.	.493	1985-86
3.	.492	1966-67
4.	.489	1993-94
5.	.484	1974-75
	.484	1988-89
7.	.472	1984-85
8.	.471	1983-84
	.471	1980-81
10.	.464	1992-93
	.464	1982-83

FREE THROWS MADE

1.	626	1969-70
2.	603	1956-57
3.	569	1986-87
4.	565	1955-56
5.	561	1989-90
6.	545	2013-14
7.	533	1983-84
8.	529	1994-95

FREE THROW ATTEMPTS

1.	928	1969-70
2.	881	1955-56
3.	863	1956-57
4.	800	1989-90
5.	789	1954-55
6.	784	1994-95
7.	778	2013-14
8.	758	1995-96
9.	747	1983-84

FREE THROW PERCENTAGE

1.	.744	1962-63
2.	.737	1984-85
3.	.733	1986-87
4.	.729	1974-75
5.	.725	1970-71
6.	.719	1980-81
7.	.714	1983-84

3-POINT FG MADE

1.	262	2015-16
2.	257	1989-90
3.	233	2005-06
	233	1999-00
5.	226	2001-02
	226	1994-95
7.	225	2004-05
8.	221	1996-97
7.	221	1995-96

3-POINT FG ATTEMPTS

1.	749	2015-16
2.	745	1999-00
3.	734	1989-90
4.	684	2001-02
5.	677	2005-06
6.	646	1995-96
7.	629	1994-95

3-POINT FG PERCENTAGE

1.	.390	1986-87
2.	.379	2004-05
3.	.369	2000-01
4.	.365	1996-97
5.	.361	1988-89
6.	.358	2013-14
7.	.354	2002-03
	.354	1990-91
9.	.350	2003-04
	.350	1989-90
	.350	2015-16

REBOUNDS

1.	1485	1969-70
2.	1417	1986-87
3.	1346	1967-68
4.	1344	1988-89
5.	1332	1965-66

REBOUND AVERAGE

1.	52.5	1955-56
2.	52.2	1957-58
2.	52.2	1956-57
4.	51.7	1967-68
5.	51.2	1965-66

PERSONAL FOULS

1.	848	1980-81
2.	780	1986-87
3.	764	1979-80
4.	743	1999-00
5.	710	1985-86

ASSISTS

1.	560	1985-86
2.	545	1988-89
3.	530	1992-93
4.	499	1974-75
5.	491	1993-94

BLOCKED SHOTS

1.	158	1992-93
2.	150	2005-06
3.	133	2010-11
4.	132	2011-12
5.	129	2012-13
6.	126	2013-14
7.	123	2014-15
8.	119	1997-98
	119	1993-94
	119	1985-86

STEALS

1.	301	1996-97
2.	290	1998-99
3.	274	1989-90
4.	269	1994-95
5.	265	1999-00

SCORING AVERAGE


1.	89.7	1974-75
2.	89.4	1988-89
2.	89.4	1969-70
4.	87.5	1968-69
5.	86.1	1967-68
6.	81.9	1989-90
7.	81.2	1994-95
8.	81.3	1993-94

FOULED OUT

1.	42	1980-81
2.	38	1977-78
3.	37	1983-84
4.	35	1982-83
4.	35	1969-70



Kenny Higgs



Chris Jackson

GAMES

Fr.	Tasmin Mitchell (36), 2005-06
	Garrett Temple (36), 2005-06
	Ben Voogd (36), 2005-06
	Johnny Jones (36), 1980-81
	Leonard Mitchell (36), 1980-81
So.	Fess Irvin (37), 1986-87
Jr.	Bernard Woodside (39), 1986-87
Sr.	Oliver Brown (38), 1986-87
	Anthony Wilson (38), 1986-87

FIELD GOAL ATTEMPTS

Fr.	Chris Jackson (739), 1988-89
So.	Pete Maravich (1022), 1967-68
Jr.	Pete Maravich (976), 1968-69
Sr.	Pete Maravich (1168), 1969-70

FIELD GOALS MADE

Fr.	Chris Jackson (359), 1988-89
So.	Pete Maravich (432), 1967-68
Jr.	Pete Maravich (433), 1968-69
Sr.	Pete Maravich (522), 1969-70

FIELD GOAL PERCENTAGE

Fr.	Vernel Singleton (.571), 1988-89
So.	Rudy Macklin (.622), 1977-78
Jr.	Ralph Jukkola (.638), 1967-68
Sr.	Dave Ramsden (.675), 1968-69

3-POINT FIELD GOALS MADE

Fr.	Chris Jackson (84), 1988-89
So.	Chris Jackson (88), 1989-90
Jr.	Marcus Thornton (90), 2007-08
Sr.	Anthony Wilson (95), 1986-87

3-POINT FIELD GOAL PERCENTAGE

Fr.	Fess Irvin (.463), 1986-87
So.	Jamie Brandon (.509), 1992-93
Jr.	Landers Nolley (.421), 1994-95
Sr.	Justin Anderson (.489), 1991-92

FREE THROW ATTEMPTS

Fr.	Ben Simmons, (297), 2015-16
So.	Pete Maravich (338), 1967-68
Jr.	Pete Maravich (378), 1968-69
Sr.	Pete Maravich (436), 1969-70

FREE THROWS MADE

Fr.	Ben Simmons, (199), 2015-16
So.	Pete Maravich (274), 1967-68
Jr.	Pete Maravich (282), 1968-69
Sr.	Pete Maravich (337), 1969-70

FREE THROW PERCENTAGE

Fr.	Jordy Hultberg (.867), 1976-77
So.	Chris Jackson (.909), 1989-90
Jr.	Kenny Drost (.902), 1965-66
Sr.	Derrick Taylor (.880), 1985-86

REBOUNDS

Fr.	Ben Simmons (368), 2015-16
So.	Al Sanders (474), 1969-70
Jr.	Shaquille O'Neal (421), 1991-92
Sr.	Bob Pettit (432), 1953-54

REBOUND AVERAGE

Fr.	Ben Simmons (11.8), 2015-16
	Rudy Macklin (11.8), 1976-77
So.	Al Sanders (14.8), 1969-70
Jr.	Al Sanders (14.8), 1970-71
Sr.	Bob Pettit (17.3), 1953-54

ASSISTS

Fr.	Ben Simmons (158), 2015-16
So.	Kenny Higgs (173), 1975-76
Jr.	Kenny Higgs (239), 1976-77
Sr.	Pete Maravich (192), 1969-70

STEALS

Fr.	Clarence Ceasar (90), 1991-92
So.	Jerry Reynolds (81), 1983-84

Jr.	Darryl Joe (93), 1986-87
Sr.	Derrick Taylor (86), 1985-86

POINTS

Fr.	Chris Jackson (965), 1988-89
So.	Pete Maravich (1138), 1967-68
Jr.	Pete Maravich (1148), 1968-69
Sr.	Pete Maravich (1381), 1969-70

SCORING AVERAGE

Fr.	Chris Jackson (30.2), 1988-89
So.	Pete Maravich (43.8), 1967-68
Jr.	Pete Maravich (44.2), 1968-69
Sr.	Pete Maravich (44.5), 1969-70

BLOCKED SHOTS

Fr.	Shaquille O'Neal (115), 1989-90
So.	Shaquille O'Neal (140), 1990-91
Jr.	Shaquille O'Neal (157), 1991-92
Sr.	Chris Johnson (95), 2008-09


MOST SINGLE GAME PTS (SINCE 1967)

Fr.	Chris Jackson (55), vs. Ole Miss, 3-4-89
	Chris Jackson (53), vs. Florida, 2-10-88
	Chris Jackson (48), vs. Florida, 3-1-89
	Chris Jackson (48), vs. La. Tech, 12-6-88
	Ben Simmons (43), vs. N. Florida, 12-2-15
So.	Pete Maravich (59), vs. Alabama, 2-17-68
	Pete Maravich (58), vs. Miss. St., 12-22-67
	Pete Maravich (55), vs. Tulane, 2-21-68
	Pete Maravich (55), vs. Auburn, 1-3-68
Jr.	Pete Maravich (66), vs. Tulane, 2-10-69
	Pete Maravich (58), vs. Georgia, 3-8-69
	Pete Maravich (55), vs. Miss. St., 3-3-69
	Pete Maravich (55), vs. Tulane, 12-14-68
Sr.	Pete Maravich (69), vs. Alabama, 2-7-70
	Pete Maravich (64), vs. Kentucky, 2-21-70
	Pete Maravich (61), vs. Vandy, 12-11-69
	(Note: Bob Pettit in 1953-54 had games of 60 vs. La. College and 57 vs. Georgia.)



1. Durand Macklin

YEAR	G	TOTAL	AVG
1976-77	26	306	11.8
1977-78	27	286	10.6
1978-79	2	24	12.0
1979-80	32	309	9.7
1980-81	46	351	9.8
Totals	123	1276	10.4



2. Shaquille O'Neal

YEAR	G	TOTAL	AVG
1989-90	32	385	12.0
1990-91	28	411	14.7
1991-92	30	421	14.0
Totals	90	1217	13.5




3. Al Sanders

YEAR	G	TOTAL	AVG
1969-70	32	474	14.8
1970-71	25	369	14.7
1971-72	26	325	12.5
Totals	83	1168	14.1



4. Bob Pettit

YEAR	G	TOTAL	AVG
1951-52	24	315	13.1
1952-53	21	292	13.9
1953-54	25	432	17.3
Totals	70	1039	14.8



5. Ned Clark

YEAR	G	TOTAL	AVG
1951-52	24	118	4.9
1952-53	25	272	10.9
1953-54	25	218	8.7
1954-55	24	380	15.8
Totals	98	988	10.1

YEAR	G	TOTAL	AVG
2005-06	36	201	5.6
2006-07	32	129	4.0
2007-08	3	17	5.7
2008-09	35	251	7.2
2009-10	31	292	9.4
Totals	137	950	6.9

YEAR	G	TOTAL	AVG
1980-81	36	258	7.2
1981-82	27	206	7.6
1982-83	31	282	9.1
1983-84	24	176	7.3
Totals	118	922	7.8

YEAR	G	TOTAL	AVG
2004-05	30	160	5.3
2005-06	36	350	9.7
2006-07	29	303	10.4
Totals	97	916	9.4

YEAR	G	TOTAL	AVG
1999-00	34	112	3.3
2000-01	29	256	8.8
2001-02	34	290	8.5
2002-03	32	249	7.8
Totals	129	907	7.0

YEAR	G	TOTAL	AVG
1975-76	24	151	6.3
1976-77	27	146	5.4
1977-78	27	191	7.1
1978-79	29	321	11.1
Totals	107	809	7.6

YEAR	G	TOTAL	AVG
1969-70	32	309	9.7
1970-71	26	314	12.0
1971-72	26	179	6.9
Totals	84	802	9.5

YEAR	G	TOTAL	AVG
1988-89	32	250	7.8
1989-90	32	152	4.8
1990-91	30	177	5.9
1991-92	31	205	6.6
Totals	125	784	6.3

YEAR	G	TOTAL	AVG
1976-77	27	249	9.2
1978-79	28	176	6.3
1979-80	31	180	5.8
1980-81	33	175	5.3
Totals	119	780	6.6

YEAR	G	TOTAL	AVG
1962-63	24	263	10.9
1963-64	25	263	10.5
1964-65	25	246	9.8
Totals	74	772	10.4

YEAR	G	TOTAL	AVG
1984-85	29	52	1.8
1985-86	38	188	4.9
1987-88	30	265	8.8
1988-89	32	261	8.2
Totals	129	766	5.9

YEAR	G	TOTAL	AVG
1972-73	21	110	5.2
1973-74	25	127	5.1
1974-75	26	257	9.9
1975-76	26	271	10.4
Totals	98	765	7.8

YEAR	G	TOTAL	AVG
1960-61	25	208	8.3
1961-62	24	301	12.5
1962-63	23	227	9.8
Totals	72	736	10.2

YEAR	G	TOTAL	AVG
1977-78	26	244	9.4
1978-79	26	236	9.1
1979-80	32	253	7.9
Totals	84	733	8.7

YEAR	G	TOTAL	AVG
1954-55	24	214	8.9
1955-56	20	276	13.8
1956-57	25	223	8.9
Totals	69	713	10.3

YEAR	G	TOTAL	AVG
2011-12	28	187	6.7
2012-13	29	253	8.7
2013-14	34	262	7.7
Totals	91	702	7.7


YEAR	G	TOTAL	AVG
1983-84	28	146	5.2
1984-85	29	201	6.9
1985-86	18	108	6.0
1986-87	35	244	7.0
Totals	110	699	6.4

YEAR	G	TOTAL	AVG
1991-92	31	149	4.8
1992-93	32	199	6.2
1993-94	27	169	6.3
1994-95	22	153	7.0
Totals	112	670	6.0

YEAR	G	TOTAL	AVG
1982-83	32	198	6.2
1983-84	29	239	8.2
1984-85	29	176	6.1
Totals	90	613	6.8



6. Tasmin Mitchell



7. Leonard Mitchell



8. Glen Davis



9. Ronald Dupree



10. Lionel Green

24. Storm Warren

YEAR	G	TOTAL	AVG
2008-09	30	53	1.8
2009-10	31	223	7.2
2010-11	29	165	5.7
2011-12	33	167	5.1
Totals	123	608	4.9

25. Collis Temple, Jr.

YEAR	G	TOTAL	AVG
1971-72	26	174	6.7
1972-73	23	160	6.9
1973-74	26	273	10.5
Totals	75	607	8.1

26. Wayne Sims

YEAR	G	TOTAL	AVG
1987-88	30	128	4.3
1988-89	32	244	7.6
1989-1990	32	154	4.8
Totals	117	603	5.2

27. Ralph Jukkola

YEAR	G	TOTAL	AVG
1966-67	26	187	7.2
1967-68	26	226	8.6
1968-69	26	188	7.2
Totals	78	601	7.7

28. Jose Vargas

YEAR	G	TOTAL	AVG
1984-85	25	51	2.0
1985-86	37	94	2.5
1986-87	38	184	4.8
1987-88	30	247	8.2
Totals	130	576	4.4

29. Jordan Mickey

YEAR	G	TOTAL	AVG
2013-14	34	267	7.9
2014-15	31	308	9.9
Totals	65	575	8.9

30. Troy Rushing

YEAR	G	TOTAL	AVG
1954-55	22	74	3.4
1955-56	24	228	9.5
1956-57	25	258	10.3
Totals	71	560	7.9

31. Jim Crisco

YEAR	G	TOTAL	AVG
1956-57	25	127	5.1
1957-58	25	225	9.0
1958-59	25	192	7.6
Totals	75	544	7.3

32. Bill Wilson

YEAR	G	TOTAL	AVG
1962-63	12	39	3.2
1963-64	24	258	10.7
1964-65	26	246	9.4
Totals	62	543	8.7

33. Danny Hester

YEAR	G	TOTAL	AVG
1968-69	22	197	9.0
1969-70	32	345	10.8
Totals	54	542	10.0

34. Geert Hammink

YEAR	G	TOTAL	AVG
1988-89	25	54	2.2
1990-91	27	78	2.9
1991-92	29	79	2.7
1992-93	32	325	10.2
Totals	113	536	4.7

35. Jamie Lloreda

YEAR	G	TOTAL	AVG
2002-03	30	269	9.0
2003-04	22	256	11.6
Totals	52	525	10.1

36. Pete Maravich

YEAR	G	TOTAL	AVG
1967-68	26	195	7.5
1968-69	26	169	6.5
1969-1970	31	164	5.3
Totals	82	513	6.2

37. John Williams

YEAR	G	TOTAL	AVG
1984-85	29	190	6.6
1985-86	37	313	8.5
Totals	66	503	7.6

38. Garrett Temple

YEAR	G	TOTAL	AVG
2005-06	36	94	2.6
2006-07	32	118	3.7
2007-08	16	77	4.8
2008-09	35	159	4.5
Totals	134	502	3.7

39. Jabari Smith

YEAR	G	TOTAL	AVG
1998-99	27	262	9.7
1999-00	34	239	7.0
Totals	61	501	8.2



Jordan Mickey, last LSU player with 500 career rebounds (2015)

Games in Bold Mark Last Time In The Category

60-Point Club (5 by 2 players all-time)

69	Pete Maravich vs. Alabama	Feb. 7, 1970
66	Pete Maravich vs. Tulane	Feb. 10, 1969
64	Pete Maravich vs. Kentucky	Feb. 21, 1970
61	Pete Maravich vs. Vanderbilt	Dec. 11, 1969
60	Bob Pettit vs. Louisiana College	Dec. 7, 1953

50-Point Club (30 by 4 players all-time)

59	Pete Maravich vs. Alabama	Feb. 17, 1968
58	Pete Maravich vs. Georgia	March 8, 1969
58	Pete Maravich vs. Mississippi State	Dec. 22, 1967
57	Bob Pettit vs. Georgia	Jan. 9, 1954
55	Chris Jackson vs. Ole Miss	March 4, 1989
55	Pete Maravich vs. Mississippi State	March 2, 1970
55	Pete Maravich vs. Kentucky	Jan. 24, 1970
55	Pete Maravich vs. Alabama	Jan. 3, 1970
55	Pete Maravich vs. Mississippi State	March 3, 1969
55	Pete Maravich vs. Tulane	Dec. 14, 1968
55	Pete Maravich vs. Tulane	Feb. 21, 1968
55	Pete Maravich vs. Auburn	Jan. 3, 1968
54	Pete Maravich vs. Auburn	Feb. 15, 1969
54	Pete Maravich vs. Vanderbilt	Jan. 29, 1968
53	Shaquille O'Neal vs. Arkansas State	Dec. 18, 1990
53	Chris Jackson vs. Florida	Dec. 10, 1988
53	Pete Maravich vs. Ole Miss	Jan. 31, 1970
53	Pete Maravich vs. St. John's	Dec. 29, 1969
53	Pete Maravich vs. Duquesne	Dec. 30, 1968
52	Pete Maravich vs. Florida	Feb. 4, 1970
52	Pete Maravich vs. Kentucky	Jan. 25, 1969
52	Pete Maravich vs. Loyola	Dec. 2, 1968
52	Pete Maravich vs. Kentucky	Jan. 27, 1968
52	Pete Maravich vs. Tulane	Jan. 11, 1968
51	Chris Jackson vs. Texas	Jan. 2, 1990
51	Pete Maravich vs. Georgia	Feb. 12, 1968
51	Pete Maravich vs. Loyola	Dec. 9, 1967
50	Chris Jackson vs. Tennessee	Feb. 11, 1989
50	Pete Maravich vs. Southern California	Dec. 18, 1969
50	Pete Maravich vs. Florida	Feb. 12, 1969

40-Point Club (43 by 9 players since 1967)

49	Chris Jackson vs. Tennessee	Feb. 10, 1990
49	Pete Maravich vs. Tulane	Feb. 9, 1970
49	Pete Maravich vs. Mississippi State	Feb. 2, 1970
49	Pete Maravich vs. Clemson	Dec. 20, 1969
49	Pete Maravich vs. Ole Miss	March 1, 1969
49	Pete Maravich vs. Auburn	Feb. 7, 1968
48	Chris Jackson vs. Florida	March 1, 1989
48	Chris Jackson vs. Louisiana Tech	Dec. 6, 1988
48	Pete Maravich vs. Tampa	Dec. 2, 1967
47	Pete Maravich vs. Georgia	Dec. 21, 1968
47	Pete Maravich vs. Florida	Feb. 10, 1968
46	Chris Jackson vs. Vanderbilt	Feb. 18, 1990
46	Pete Maravich vs. Auburn	Feb. 16, 1970
46	Pete Maravich vs. Oregon State	Dec. 22, 1969
46	Pete Maravich vs. Tulane	Dec. 13, 1969
46	Pete Maravich vs. Auburn	Jan. 11, 1969
46	Pete Maravich vs. Ole Miss	Dec. 19, 1967
45	Chris Jackson vs. Georgia	Jan. 24, 1990
45	Pete Maravich vs. Loyola	Dec. 9, 1969
45	Pete Maravich vs. Kentucky	Feb. 22, 1969
45	Pete Maravich vs. Wyoming	Dec. 26, 1968
45	Pete Maravich vs. Florida	Dec. 18, 1968
44	Kenny Higgs vs. Duke	Dec. 20, 1974
44	Pete Maravich vs. Auburn	Jan. 10, 1970
44	Pete Maravich vs. Kentucky	Feb. 3, 1968
43	Ben Simmons vs. North Florida	Dec. 2, 2015
43	Shaquille O'Neal vs. Northern Arizona	Dec. 28, 1991
43	Pete Maravich vs. Oregon State	Dec. 4, 1969
42	Al Sanders vs. Auburn	Feb. 14, 1972
42	Pete Maravich vs. Alabama	Jan. 4, 1969
42	Pete Maravich vs. Vanderbilt	March 4, 1968
42	Pete Maravich vs. Florida State	Dec. 16, 1967
42	Pete Maravich vs. Wisconsin	Dec. 15, 1967
42	Pete Maravich vs. Texas	Dec. 4, 1967

41	Tasmin Mitchell vs. Mississippi State	Feb. 11, 2009
41	Chris Jackson vs. Kentucky	Feb. 15, 1990
41	Pete Maravich vs. Georgia	March 7, 1970
40	Ronnie Henderson vs. Alabama	Feb. 11, 1995
40	Chris Jackson vs. Mississippi State	Jan. 4, 1990
40	Durand Macklin vs. Tennessee	Jan. 15, 1977
40	Pete Maravich vs. Pittsburgh	Jan. 31, 1969
40	Pete Maravich vs. Oklahoma City Univ.	Dec. 28, 1968
40	Pete Maravich vs. Ole Miss	Feb. 24, 1968

35-Point Club (36 by 13 players since 1967)

39	Al Sanders vs. Loyola	Dec. 1, 1970
38	Tasmin Mitchell vs. Auburn	Jan. 20, 2010
38	Marcus Thornton vs. Mississippi State	March 8, 2008
38	Marcus Thornton vs. Auburn	Jan. 30, 2008
38	Shaquille O'Neal vs. Ole Miss	Feb. 20, 1991
38	Shaquille O'Neal vs. Georgia	Feb. 8, 1991
38	Chris Jackson vs. Vanderbilt	Feb. 18, 1989
38	Kenny Higgs vs. Tennessee	March 1, 1975
38	Pete Maravich vs. Vanderbilt	Feb. 14, 1970
38	Pete Maravich vs. Florida	Feb. 11, 1970
38	Pete Maravich vs. UCLA	Dec. 23, 1969
38	Pete Maravich vs. Alabama	Feb. 8, 1969
38	Pete Maravich vs. Vanderbilt	Jan. 9, 1969
38	Pete Maravich vs. Clemson	Dec. 7, 1968
37	Chris Jackson vs. Ole Miss	March 3, 1990
37	Chris Jackson vs. Southern Miss	Nov. 15, 1989
37	Chris Jackson vs. Tennessee	March 10, 1989
37	Ricky Blanton vs. Tennessee-Martin	Dec. 20, 1988
37	Bill Newton vs. Georgetown	Jan. 6, 1972
37	Al Sanders vs. Ole Miss	Jan. 30, 1971
37	Pete Maravich vs. Georgia	Feb. 18, 1970
36	Ben Simmons at Vanderbilt	Jan. 2, 2016
36	Marcus Thornton vs. Georgia	March 2, 2008
36	Ronnie Henderson vs. Oklahoma State	Dec. 20, 1994
36	Ronnie Henderson vs. Kentucky	Feb. 15, 1994
36	Shaquille O'Neal vs. Indiana	March 21, 1992
36	Shaquille O'Neal vs. Alabama	Feb. 17, 1991
36	Glenn Hansen vs. Florida	Feb. 8, 1975
35	Maurice Carter vs. Arkansas	Jan. 2, 1999
35	Duane Spencer vs. Alabama	Feb. 15, 1997
35	Chris Jackson vs. UNLV	Jan. 28, 1990
35	Glenn Hansen vs. Auburn	Jan. 25, 1975
35	Glenn Hansen vs. Vanderbilt	Feb. 11, 1974
35	Bill Newton vs. Loyola	Jan. 8, 1972
35	Pete Maravich vs. Ole Miss	Feb. 28, 1970
35	Pete Maravich vs. Vanderbilt	Feb. 17, 1969

30-Point Club (109 by 36 players since 1967)

34	Ronnie Henderson vs. Maryland-Baltimore County	Dec. 30, 1994
34	Roman Rubchenko vs. Georgia State	Dec. 28, 1994
34	Ronnie Henderson vs. Troy State	Dec. 6, 1994
34	Roman Rubchenko vs. George Mason	Dec. 3, 1994
34	Shaquille O'Neal vs. Georgia	Jan. 7, 1991
34	Shaquille O'Neal vs. Vanderbilt	Jan. 2, 1991
34	Chris Jackson vs. Loyola Marymount	Feb. 3, 1990
34	Chris Jackson vs. Kentucky	Feb. 15, 1989
34	Chris Jackson vs. Vanderbilt	Jan. 18, 1989
34	Ricky Blanton vs. Chaminate	Dec. 29, 1988
34	DeWayne Scales vs. Montana State	Dec. 18, 1987
34	Kenny Higgs vs. Mississippi State	Jan. 2, 1978
34	Pete Maravich vs. Yale	Dec. 30, 1969
34	Pete Maravich vs. Mississippi State	Feb. 19, 1968
33	Marcus Thornton vs. Southeastern Louisiana	Jan. 3, 2009
33	Stromile Swift vs. Wyoming	Nov. 27, 1999
33	Roger Washington vs. Louisville	Dec. 7, 1996
33	Ronnie Henderson vs. Georgia	Feb. 18, 1995
33	Clarence Ceasar vs. Arkansas	March 2, 1994
33	Shaquille O'Neal vs. Tennessee	Feb. 23, 1991
33	Shaquille O'Neal vs. Kentucky	Feb. 5, 1991
33	Chris Jackson vs. Tennessee	Jan. 8, 1990
33	Chris Jackson vs. UTEP	March 17, 1989
33	Chris Jackson vs. Auburn	Jan. 7, 1989
33	Jose Vargas vs. Florida	Dec. 16, 1986
33	Howard Carter vs. Auburn	Jan. 21, 1981
33	DeWayne Scales vs. Boston	Dec. 28, 1979

30 Points, 20 Rebounds, 10 Assists

33	Kenny Higgs vs. Tennessee	Jan. 26, 1976
33	Glenn Hansen vs. Tennessee	Jan. 27, 1975
33	Pete Maravich vs. Mississippi State	Feb. 3, 1969
33	Pete Maravich vs. Clemson	Jan. 24, 1968
32	Antonio Blakeney vs. Florida	Feb. 27, 2016
32	Keith Hornsby at Houston	Dec. 13, 2015
32	Marcus Thornton vs. Florida	Feb. 24, 2009
32	Marcus Thornton vs. Troy	Nov. 30, 2008
32	Darrel Mitchell vs. Ohio State	Jan. 15, 2005
32	Ronnie Henderson vs. Auburn	Feb. 25, 1995
32	Shaquille O'Neal vs. Ole Miss	Jan. 19, 1991
32	Chris Jackson vs. Kansas	Nov. 17, 1989
32	DeWayne Scales vs. Ole Miss	Feb. 21, 1980
32	Durand Macklin vs. Delaware	Dec. 29, 1979
32	Kenny Higgs vs. Kentucky	Feb. 2, 1976
32	Kenny Higgs vs. Tulane	Dec. 3, 1975
32	Glenn Hansen vs. Auburn	Feb. 24, 1975
32	Eddie Palubinskas vs. Florida	Feb. 9, 1974
32	Eddie Palubinskas vs. Memphis State	Dec. 5, 1972
32	Pete Maravich vs. Florida	Jan. 6, 1968
31	Antonio Blakeney vs. Mississippi State	Feb. 6, 2016
31	Marcus Thornton vs. Mississippi State	Jan. 21, 2009
31	Duane Spencer vs. North Carolina A&T	Nov. 30, 1996
31	Ronnie Henderson vs. Ole Miss	Feb. 3, 1996
31	Ronnie Henderson vs. Nicholls State	Jan. 23, 1996
31	Ronnie Henderson vs. Alabama	Jan. 6, 1996
31	Shaquille O'Neal vs. Mississippi State	March 7, 1992
31	Shaquille O'Neal vs. Florida	Jan. 26, 1991
31	Mike Hansen vs. Tennessee	Jan. 22, 1991
31	Chris Jackson vs. Georgia	Feb. 25, 1990
31	Maurice Williamson vs. Vanderbilt	Feb. 18, 1990
31	Ricky Blanton vs. Auburn	Jan. 7, 1989
31	Ricky Blanton vs. Southern	Dec. 5, 1987
31	Anthony Wilson vs. Georgia	March 7, 1987
31	Don Redden vs. Hawaii Pacific	Dec. 1, 1985
31	Don Redden vs. Mississippi State	Feb. 20, 1984
31	Durand Macklin vs. Lamar	March 14, 1981
31	Durand Macklin vs. Alcorn State	March 8, 1980
31	DeWayne Scales vs. Georgia	Feb. 9, 1980
31	Kenny Higgs vs. Auburn	Feb. 20, 1978
31	Glenn Hansen vs. Tennessee	March 1, 1975
31	Bill Newton vs. Kentucky	Feb. 26, 1972
31	Pete Maravich vs. Ole Miss	Feb. 1, 1969
30	Johnny O'Bryant III at South Carolina	Feb. 14, 2013
30	Marcus Thornton vs. Butler	March 19, 2009
30	Marcus Thornton vs. Xavier	Jan. 24, 2009
30	Tasmin Mitchell vs. South Carolina	Jan. 14, 2009
30	Brandon Bass vs. Louisiana-Lafayette	Nov. 21, 2004
30	Jaime Lloreda vs. McNeese State	Nov. 24, 2003
30	Ronald Dupree at Arkansas	Feb. 16, 2002
30	Collis Temple III at Tennessee	March 3, 2001
30	Jabari Smith vs. Alabama	Feb. 10, 1999
30	Ronnie Henderson vs. Georgia	Feb. 7, 1996
30	Ronnie Henderson vs. Auburn	Jan. 21, 1996
30	Ronnie Henderson vs. Ole Miss	Feb. 15, 1995
30	Jamie Brandon vs. Auburn	Jan. 8, 1994
30	Maurice Williamson vs. BYU	March 19, 1992
30	Shaquille O'Neal vs. Auburn	Feb. 22, 1992
30	Shaquille O'Neal vs. Tennessee	Jan. 29, 1992
30	Chris Jackson vs. Alabama	Jan. 21, 1989
30	Chris Jackson vs. Maryland	Jan. 2, 1989
30	Chris Jackson vs. Morehead State	Dec. 28, 1988
30	Ricky Blanton vs. Vanderbilt	March 11, 1988
30	Jose Vargas vs. Oklahoma	Jan. 11, 1988
30	Ricky Blanton vs. Northern Iowa	Dec. 28, 1987
30	Jose Vargas vs. Southwest Texas	Dec. 22, 1987
30	Durand Macklin vs. Vanderbilt	Jan. 30, 1980
30	Durand Macklin vs. Vanderbilt	Jan. 2, 1980
30	Al Green vs. Tulane	Dec. 9, 1978
30	Durand Macklin vs. Georgia	Feb. 4, 1978
30	Durand Macklin vs. Vanderbilt	Jan. 16, 1978
30	Kenny Higgs vs. Auburn	Feb. 26, 1977
30	Kenny Higgs vs. California	Nov. 29, 1975
30	Glenn Hansen vs. Kentucky	Jan. 5, 1974
30	Eddie Palubinskas vs. Nevada	Dec. 3, 1973
30	Al Sanders vs. Ole Miss	March 4, 1972
30	Bill Newton vs. Vanderbilt	Feb. 13, 1971
30	Al Sanders vs. Florida	Feb. 10, 1971
30	Bill Newton vs. Utah State	Dec. 27, 1970

30	Pete Maravich vs. Tennessee	Feb. 23, 1970
30	Pete Maravich vs. Alabama	Dec. 30, 1967
30	Danny Hester vs. Georgetown	March 15, 1970

20 Rebound Club (20 by 10 players)

32	Durand Macklin vs. Tulane	Nov. 26, 1976
26	Al Sanders vs. Mississippi State	Feb. 7, 1972
26	Al Sanders vs. Mississippi State	Feb. 1, 1971
25	Danny Hester vs. Ole Miss	Jan. 31, 1970
25	Al Sanders vs. Florida	Dec. 18, 1970
25	Bob Pettit vs. Holy Cross	Dec. 29, 1953
24	Shaquille O'Neal vs. Loyola Marymount (20 pts)	Feb. 3, 1990
23	Lionel Green vs. Vanderbilt	Feb. 5, 1979
22	Durand Macklin vs. Auburn (26 pts)	Jan. 16, 1980
21	Shaquille O'Neal vs. Kentucky	Feb. 15, 1990
21	Jaime Lloreda vs. McNeese State	Nov. 24, 2003
21	Shaquille O'Neal vs. Florida (31 pts)	Jan. 26, 1991
21	Lionel Green vs. Montana State	Dec. 18, 1978
20	Ben Simmons vs. Marquette	Nov. 23, 2015
20	Jordan Mickey, vs. Mississippi State	Jan. 31, 2015
20	Geert Hammink vs. Campbell (20 pts)	Dec. 16, 1992
20	Shaquille O'Neal vs. Kentucky (20 pts)	Feb. 2, 1992
20	Shaquille O'Neal vs. Auburn (30 pts)	Feb. 22, 1992
20	Shaquille O'Neal vs. Nicholls (24 pts)	Dec. 29, 1990
20	Lionel Green vs. Tulane	Dec. 9, 1978

15 Rebound Club (110 by 32 players)

19	Anthony Randolph vs. Vanderbilt	Jan. 19, 2009
19	Misha Mutavdzic vs. McNeese State	Nov. 29, 1994
19	Shaquille O'Neal vs. North Arizona	Dec. 28, 1991
19	Shaquille O'Neal vs. Texas	Jan. 3, 1992
19	Shaquille O'Neal vs. Auburn	Jan. 8, 1992
19	Shaquille O'Neal vs. Arkansas State	Dec. 18, 1990
19	Shaquille O'Neal vs. Alabama	Feb. 17, 1991
19	Shaquille O'Neal vs. Florida	Feb. 27, 1991
19	Shaquille O'Neal vs. Texas	Jan. 2, 1990
18	Ben Simmons vs. Arkansas	Jan. 16, 2016
18	Ben Simmons vs. Col. Of Charleston	Nov. 30, 2015
18	Tasmin Mitchell vs. Southeastern Louisiana	Dec. 14, 2009
18	Glen Davis vs. Arkansas	Feb. 10, 2007
18	Glen Davis vs. Arkansas	Jan. 19, 2005
18	Geert Hammink vs. Ole Miss	March 6, 1993
18	Shaquille O'Neal vs. Alabama	Feb. 29, 1992
18	Shaquille O'Neal vs. Alabama	Jan. 16, 1991
18	Shaquille O'Neal vs. Mississippi State	Jan. 29, 1991
18	Stanley Roberts vs. Cal State Los Angeles	Dec. 8, 1989
18	Jose Vargas vs. Florida	Dec. 16, 1986
18	Durand Macklin vs. Villanova	Dec. 28, 1976
17	Ben Simmons at Florida	Jan. 9, 2016
17	Jordan Mickey, vs. Missouri	Jan. 8, 2015
17	Tasmin Mitchell vs. Tennessee	Feb. 4, 2010
17	Glen Davis vs. Alabama	Jan. 9, 2007
17	Brandon Bass vs. Mississippi State	Feb. 16, 2005
17	Jaime Lloreda vs. Arkansas	Feb. 7, 2004
17	Jabari Smith vs. Texas Pan-American	Nov. 16, 1998
17	Geert Hammink vs. Tennessee	Feb. 20, 1993
17	Shaquille O'Neal vs. Tennessee	Jan. 29, 1992
17	Shaquille O'Neal vs. Kentucky	Jan. 5, 1991
17	Shaquille O'Neal vs. Georgia	Feb. 8, 1991
17	Ricky Blanton vs. Vanderbilt	Feb. 8, 1988
17	Leonard Mitchell vs. Chaminade	Nov. 25, 1982
17	Lionel Green vs. Colgate	Dec. 29, 1977
17	DeWayne Scales vs. Vanderbilt	Feb. 13, 1978
17	DeWayne Scales vs. Kentucky	Feb. 11, 1978
17	Greg Cook at Pacific	Dec. 20, 1986
17	Rick Mattick vs. Vanderbilt	Feb. 21, 1977
16	Ben Simmons vs. South Alabama	Nov. 19, 2015
16	Jarell Martin vs. Auburn	March 13, 2015
16	Jarell Martin, vs. Auburn	Feb. 5, 2015
16	Johnny O'Bryant III at Arkansas	Feb. 15, 2014
16	Justin Hamilton vs. Ole Miss	Jan. 7, 2012
16	Storm Warren vs. Northwestern State	Dec. 12, 2009
16	Storm Warren vs. Louisiana-Lafayette	Dec. 1, 2009
16	Glen Davis vs. Arkansas	Feb. 8, 2006

16	Glen Davis vs New Orleans	Dec. 13, 2005
16	Jaime Lloreda vs. South Carolina	Jan. 24, 2004
16	Jaime Lloreda vs. Southern Miss	Dec. 20, 2003
16	Ronald Dupree vs. Nicholls	Dec. 30, 2001
16	Ronald Dupree vs. Campbell	Nov. 17, 2001
16	Ronald Dupree vs. Arkansas	Jan. 26, 2000
16	Shaquille O'Neal vs. Arkansas	Jan. 11, 1992
16	Shaquille O'Neal vs. Tennessee	March 13, 1992
16	Shaquille O'Neal vs. Chapman	Dec. 7, 1990
16	Shaquille O'Neal vs. Georgia	Jan. 7, 1991
16	Shaquille O'Neal vs. Kentucky	Feb. 5, 1991
16	Shaquille O'Neal vs. Connecticut	March 14, 1991
16	Stanley Roberts vs. Texas	Jan. 2, 1990
16	Ricky Blanton vs. Southern	Dec. 4, 1987
16	Leonard Mitchell vs. Washington	Dec. 1, 1983
16	Durand Macklin vs Lamar	March 14, 1981
16	Durand Macklin vs. Mississippi State	Feb. 7, 1981
16	DeWayne Scales vs. Boston	Dec. 28, 1979
16	Durand Macklin vs. St. Francis	Nov. 24, 1978
16	Durand Macklin vs. Arkansas	Dec. 29, 1977
16	DeWayne Scales vs. Auburn	Feb. 20, 1978
16	DeWayne Scales vs. Kentucky	Jan. 14, 1978
16	Durand Macklin vs. Auburn	Jan. 29, 1977
16	Durand Macklin vs. Georgia	Jan. 17, 1977
15	Jordan Mickey vs Sam Houston	Dec. 13, 2014
15	Malcolm White vs. Tennessee-Martin	Nov. 18, 2010
15	Tasmin Mitchell vs. Cal State Fullerton	Dec. 2, 2008
15	Chris Johnson vs. Georgia	March 2, 2008
15	Chris Johnson vs. Ole Miss	Feb. 23, 2008
15	Glen Davis vs. Tennessee	March 8, 2007
15	Glen Davis vs. Florida	Feb. 11, 2006
15	Glen Davis vs. Kentucky	Feb. 25, 2006
15	Brandon Bass vs. Houston	Dec. 21, 2004
15	Jaime Lloreda vs. Arkansas	Jan. 6, 2004
15	Jaime Lloreda vs. South Carolina	March 14, 2003
15	Jaime Lloreda vs. Florida	Feb. 5, 2003
15	Ronald Dupree vs. Centenary	Jan. 17, 2001
15	Brian Beshara vs. Troy	Dec. 22, 1998
15	Jabari Smith vs. Alabama	Feb. 10, 1999
15	Geert Hammink vs. Mississippi State	Feb. 10, 1993
15	Jamie Brandon vs. South Carolina	Jan. 30, 1993
15	Shaquille O'Neal vs. Ole Miss	Feb. 25, 1992
15	Shaquille O'Neal vs. Florida	Feb. 5, 1992
15	Shaquille O'Neal vs. Ole Miss	Jan. 25, 1992
15	Shaquille O'Neal vs. Louisiana-Monroe	Nov. 22, 1991
15	Shaquille O'Neal vs. Southeastern Louisiana	Nov. 26, 1990
15	Stanley Roberts vs Georgia Tech	March 17, 1990
15	Shaquille O'Neal vs. Florida	Feb. 27, 1990
15	Shaquille O'Neal vs. Vanderbilt	Feb. 18, 1990
15	Shaquille O'Neal vs Georgia	Jan. 24, 1990
15	Shaquille O'Neal vs. Kentucky	Jan. 13, 1990
15	Vernel Singleton at Tennessee	Jan. 11, 1989
15	Nikita Wilson vs. BYU Hawaii	Dec. 31, 1986
15	Oliver Brown vs. Denison	Jan. 1, 1987
15	John Williams vs UNC-Wilmington	Dec. 22, 1984
15	Steffond Johnson vs. Ole Miss	Feb. 12, 1984
15	Jerry Reynolds vs. Vanderbilt	Jan. 1, 1984
15	Howard Carter vs. Florida	Jan. 3, 1981
15	Durand Macklin vs. Tennessee	Feb. 21, 1981
15	Leonard Mitchell vs. Colgate	Nov. 28, 1980
15	DeWayne Scales vs. DePaul	Jan. 20, 1980
15	Lionel Green vs. Michigan State	March 16, 1979
15	Durand Macklin vs. Alabama	March 6, 1978
15	DeWayne Sacles vs. Ole Miss	Feb. 25, 1978
15	DeWayne Scales vs. Tennessee	Feb. 5, 1978
15	DeWayne Scales vs. Oral Roberts	Dec. 1, 1978
15	Durand Macklin vs. Oral Roberts	Dec. 3, 1977
15	Greg Cook vs. Florida	Jan. 31, 1977
15	Greg Cook vs. Montana State	Dec. 27, 1976
15	Durand Macklin vs. Montana State	Dec. 27, 1976

15 Assists Club (8 by 3 players)

19	Kenny Higgs vs. Georgia	Jan. 17, 1977
18	Randy Livingston vs. George Mason	Dec. 3, 1994
18	Ethan Martin vs. Tulane	Dec. 6, 1980
18	Kenny Higgs vs. Tennessee	Jan. 15, 1977

17	Kenny Higgs vs. Mississippi State	Feb. 16, 1976
16	Kenny Higgs vs. Vanderbilt	Feb. 28, 1976
15	Randy Livingston vs. Troy	Dec. 6, 1994
15	Randy Livingston vs. McNeese State	Nov. 29, 1994

10 Assists Club (39 by 19 players)

14	Derrick Taylor vs. Kentucky	Feb. 27, 1982
13	Kenny Higgs vs. Niagara	Dec. 8, 1976
12	Torris Bright vs McNeese State	Dec. 7, 2002
12	Randy Livingston vs. Maryland Baltimore County	Dec. 30, 1994
12	Randy Livingston vs. Georgia State	Dec. 28, 1994
12	Ethan Martin vs. Lamar	March 14, 1981
12	Ethan Martin vs. Alabama	March 6, 1978
11	Lamont Roland vs. New Orleans	Dec. 16, 2000
11	DeJuan Collins vs. New Orleans	Nov. 20, 1997
11	Randy Livingston vs. Auburn	Jan. 11, 1995
11	Randy Livingston vs. Florida	Jan. 3, 1995
11	Randy Devall vs Louisiana-Monroe	Feb. 3, 1990
11	Don Redden vs. Florida	Jan. 23, 1985
11	Jerry Reynolds vs. UNC-Ashville	Dec. 22, 1984
11	Ethan Martin vs. DePaul	Jan. 20, 1980
11	Willie Sims vs Auburn	Feb. 12, 1979
11	Ethan Martin vs. Army	Dec. 29, 1978
11	Ethan Martin vs. Tulane	Dec. 4, 1978
11	Kenny Higgs vs. Vanderbilt	Feb. 21, 1977
11	Kenny Higgs vs. Oklahoma City Univ.	Dec. 17, 1976
10	Ben Simmons vs. NC State	Nov. 24, 2015
10	Garrett Temple vs. Troy	Nov. 30, 2008
10	Tack Minor vs. New Orleans	Nov. 24, 2004
10	Torris Bright vs Mississippi State	Jan. 11, 2003
10	Torris Bright vs Houston	Jan. 8, 2003
10	Torris Bright vs. Mercer	Nov. 25, 2001
10	Torris Bright vs. Alabama	Jan. 5, 2000
10	DeJuan Collins vs. Arkansas	Jan. 4, 1998
10	Randy Livingston vs. Alabama	Jan. 6, 1996
10	Maurice Williamson vs. Vanderbilt	Feb. 18, 1990
10	Dennis Brown vs. Ole Miss	Dec. 5, 1984
10	John Tudor vs. Auburn	Feb. 25, 1984
10	Ethan Martin vs Wichita State	March 22, 1981
10	Ethan Martin vs. Kentucky	Jan. 19, 1981
10	Greg Cook vs. Kentucky	March 1, 1980
10	Ethan Martin vs. Georgia	Jan. 3, 1979
10	Ethan Martin vs. Georgia	Feb. 4, 1978
10	Ethan Martin vs Mississippi State	Jan. 2, 1978

20-point, 20 rebound games (since 1973-74)

Ben Simmons	21-20, vs. Marquette, 11/23/15
Jordan Mickey	(2) LAST: 25-20, at Mississippi State, 1/31/15
Jaime Lloreda	30-21, vs. McNeese State, 11/24/03
Geert Hammink	20-20, vs. Campbell, 12/16/92
Shaquille O'Neal	(5) Last: 30-20, vs. Auburn, 2/22/92
John Williams	20-20, vs. Florida, 3/6/86
Rudy Macklin	26-22, vs. Auburn, 1/16/80
Ed LeBlanc	20-21, vs. Tulane, 12/3/75

20-point, 15 rebound games (since 1973-74)

Ben Simmons	(2) Last: 28-17, at Florida, 01/09/16
Jordan Mickey	21-15, vs. Sam Houston, 12/13/14
Johnny O'Bryant III	20-16, at Arkansas, 2/15/14
Justin Hamilton	23-16, vs. Ole Miss, 1/7/12
Tasmin Mitchell	24-18, vs. Southeastern Louisiana, 12/14/09
Storm Warren	21-16, vs. Northwestern State, 12/12/09
Glen Davis	(5) Last: 25-15, vs. Tennessee, 3/8/07
Brandon Davis	(2) Last: 21-17, vs. Mississippi State, 2/16/05
Jaime Lloreda	(2) Last: 21-15, vs. Florida, 3/14/03
Ronald Dupree	21-15, vs. Centenary, 1/17/01
Jabari Smith	30-15, vs. Alabama, 2/10/99
Misha Mutavdzic	25-19, vs. McNeese, 11/29/94
Jamie Brandon	21-15, vs. South Carolina, 1/30/93
Geert Hammink	(3) Last: 22-18, vs. Ole Miss, 3/6/93
Shaquille O'Neal	(24) Last: 28-18, vs. Alabama, 2/29/92
Stanley Roberts	(3) Last: 21-15, vs. Georgia Tech, 3/17/90
Ricky Blanton	(2) Last: 23-17, vs. Vanderbilt, 2/6/88
Jose Vargas	33-18, vs. Florida, 12/16/86
John Williams	(2) Last: 20-20, vs. Florida, 3/6/86

Steffond Johnson	20-15, vs. Ole Miss, 2/12/84
Leonard Mitchell	23-17, vs. Chaminade, 11/26/82
Howard Carter	25-15, vs. Florida, 1/3/81
DeWayne Scales	(2) Last: 26-15, vs. DePaul, 1/20/80
Rudy Macklin	(12) Last: 31-16, vs. Lamar, 3/14/81
Greg Cook	(2) Last: 20-18, vs. Alabama, 2/5/77
Glenn Hansen	(5) Last: 29-17, vs. Ole Miss, 3/8/75
Ed Leblanc	20-21, vs. Tulane, 12/3/75
Collis Temple	23-16, vs. Auburn, 1/26/74


20-point, 10-rebound games (since 1973-74)

2015-16	
Ben Simmons	(3) Last: 28-17, at Florida, 01/09/16
2014-15	
Jordan Mickey	(8) Last: 20-11, at Tennessee, 2/14/15
Jarell Martin	(5) Last: 25-12, at Auburn, 2/24/15
2013-14	
Johnny O'Bryant III	20-16, at Alabama, 2/15/14
2012-13	
Johnny O'Bryant III	(4) Last: 24-10, vs. Alabama, 2/23/13
Shavon Coleman	25-10, vs. McNeese, 11/13/12
2011-12	
Justin Hamilton	23-16, vs. Ole Miss, 1/7/12
2009-10	
Tasmin Mitchell	(4) Last: 26-10, vs. Mississippi State, 1/30/10
Storm Warren	(2) Last: 21-16, vs. Northwestern State, 12/12/09
2008-09	
Tasmin Mitchell	(3) Last: 20-13, vs. Arkansas, 2/18/09
2007-08	
Anthony Randolph	(3) Last: 20-10, vs. South Carolina, 2/27/08
Marcus Thornton	36-10, vs. Georgia, 3/2/08
2006-07	
Glen Davis	(10) Last: 25-15, vs. Tennessee, 3/8/07
Tasmin Mitchell	23-10, vs. Texas, 12/10/06
2005-06	
Glen Davis	(10) Last: 22-13, vs. Iona, 3/15/06
Tyrus Thomas	(3) Last: 21-13, vs. Texas, 3/25/06
2004-05	
Brandon Bass	(7) Last: 25-12, vs. UAB, 3/17/05
Glen Davis	(2) Last: 26-18, vs. Arkansas, 1/19/05
2003-04	
Jaime Lloreda	(4) Last: 22-11, vs. UAB, 12/27/03
Brandon Bass	22-10, vs. UAB, 12/27/03
2002-03	
Jaime Lloreda	(3) Last: 21-14, vs. Purdue, 3/24/03
Ronald Dupree	25-13, vs. Arkansas, 2/22/03
2001-02	
Collis Temple III	(3) Last: 20-11, vs. Louisiana-Lafayette, 12/4/01
Ronald Dupree	(3) Last: 22-13, vs. Kentucky, 2/9/02
Torris Bright	25-10, vs. Ball State, 3/19/02
2000-01	
Ronald Dupree	(5) Last: 22-10, vs. Arkansas, 3/9/01
Collis Temple III	20-10, vs. Nicholls State, 12/22/00
1998-99	
Jabari Smith	(3) Last: 30-15, vs. Alabama, 2/10/99
Brian Beshara	24-13, vs. Belmont, 12/29/98
1996-97	
Duane Spencer	(2) Last: 26-13, vs. Auburn, 2/8/97
1995-96	
Roman Rubchenko	29-10, vs. Dayton, 11/26/95
Misha Mutavdzic	22-12, vs. Jackson State, 12/22/95
Ronnie Henderson	30-10, vs. Auburn, 1/21/96
1994-95	
Misha Mutavdzic	(2) Last: 25-19, vs. McNeese State, 11/29/94
Ronnie Henderson	34-10, vs. Troy, 12/6/94
Clarence Ceasar	20-13, vs. Vanderbilt, 1/28/95
Roman Rubchenko	20-11, vs. South Carolina, 3/1/95
1993-94	
Clarence Ceasar	(3) Last: 33-12, vs. Arkansas, 3/2/94
Jaime Brandon	21-11, vs. McNeese State, 12/16/93
1992-93	
Geert Hammink	(6) Last: 22-18, vs. Ole Miss, 3/6/93

Jaime Brandon	(3) Last: 24-11, vs. Texas, 2/7/93
Sean Gipson	23-10, vs. McNeese State, 12/1/92
1991-92	
Shaquille O'Neal	(22) Last: 36-12, vs. Indiana, 3/21/92
1990-91	
Shaquille O'Neal	(19) Last: 27-16, vs. Connecticut, 3/14/91
Vernel Singleton	(2) Last: 25-10, vs. Nicholls State, 12/29/90
Geert Hammink	20-10, vs. Mississippi State, 3/2/91
1989-90	
Stanley Roberts	(6) Last: 21-15, vs. Georgia Tech, 3/17/90
Shaquille O'Neal	(5) Last: 20-14, vs. Ole Miss, 3/3/90
1988-89	
Ricky Blanton	(5) Last: 21-10, vs. Florida, 3/1/89
Vernel Singleton	(2) Last: 21-12, vs. Georgia, 2/20/89
Wayne Sims	20-10, vs. Oral Roberts, 11/30/88
1987-88	
Jose Vargas	(5) Last: 28-10, vs. Tennessee, 2/13/88
Ricky Blanton	(5) Last: 27-10, vs. Florida, 3/6/88
Wayne Sims	25-12, vs. Vanderbilt, 2/6/88
1986-87	
Jose Vargas	33-18, vs. Florida, 12/16/86
Anthony Wilson	22-10, vs. BYU-Hawaii, 12/31/86
Bernard Woodside	26-10, vs. Denison, 1/1/87
Nikita Wilson	24-10, vs. Tennessee, 1/8/87
1985-86	
John Williams	(9) Last: 28-10, vs. Kentucky, 3/7/86
Don Redden	(2) Last: 31-10, vs. Hawaii Pacific, 12/1/85
1984-85	
John Williams	(2) Last: 29-15, vs. UNC-Wilmington, 12/22/84
Nikita Wilson	(3) Last: 22-10, vs. Auburn, 2/27/85
Jose Vargas	22-10, vs. Loyola (Ill.), 11/28/84
Jerry Reynolds	20-10, vs. Vanderbilt, 1/19/85
1983-84	
Jerry Reynolds	(5) Last: 21-10, vs. Florida, 2/27/84
Steffond Johnson	20-15, vs. Ole Miss, 2/12/84
1982-83	
Leonard Mitchell	(2) Last: 25-13, vs. Mississippi State, 2/21/83
Howard Carter	20-14, vs. Alabama, 2/19/83
Jerry Reynolds	20-14, vs. Loyola (Ill.), 12/6/82
1981-82	
Derrick Taylor	23-10, vs. UCLA, 12/23/81
Tyrone Black	23-11, vs. Houston, 12/29/81
1980-81	
Rudy Macklin	(8) Last: 21-10, vs. Wichita State, 3/22/81
Howard Carter	25-15, vs. Florida, 1/3/81
Leonard Mitchell	27-12, vs. Florida, 3/3/81
1979-80	
Rudy Macklin	(6) Last: 31-19, vs. Alcorn State, 3/9/80
DeWayne Scales	(6) Last: 27-11, vs. Alabama, 2/28/80
1978-79	
DeWayne Scales	(3) Last: 22-11, vs. Alabama, 1/10/79
Rudy Macklin	25-16, vs. St. Francis, 11/24/78
1977-78	
Rudy Macklin	(10) Last: 25-15, vs. Alabama, 3/6/78
1976-77	
Rudy Macklin	(6) Last: 25-14, vs. Vanderbilt, 2/21/77
Greg Cook	(3) Last: 24-12, vs. Auburn, 2/26/77
1975-76	
Floyd Bailey	(4) Last: 23-13, vs. Alabama, 2/14/76
Ed LeBlanc	(2) Last: 23-12, vs. Georgia, 2/21/76
1974-75	
Glenn Hansen	(7) Last: 29-17, vs. Ole Miss, 3/8/75
Ed LeBlanc	(3) Last: 24-14, vs. St. Peter's, 12/27/74
Floyd Bailey	20-11, vs. Alabama, 1/18/75
1973-74	
Glenn Hansen	(6) Last: 24-14, vs. Ole Miss, 3/4/74
Collis Temple	(5) Last: 20-14, vs. Tennessee, 3/2/74



Pete Maravich



Rudy Macklin



Ricky Blanton

Most Games of 30 or More Points (Since 1967)

Pete Maravich	74
Chris Jackson	27
Shaquille O'Neal	15
Ronnie Henderson	13
Marcus Thornton	8
Kenny Higgs	7
Rudy Macklin	7
Glenn Hansen	6
Ricky Blanton	6
Al Sanders	5
DeWayne Scales	5
Bill Newton	4
Jose Vargas	3
Tasmin Mitchell	3
Ben Simmons	2
Antonio Blakeney	2

Most Games 15 Rebounds or More

(Since 1967)

Shaquille O'Neal	34
Durand Macklin	12
DeWayne Scales	8
Glen Davis	8
Jaime Lloreda	6
Ben Simmons	5
Lionel Green	5
Ronald Dupree	4
Jordan Mickey	3
Al Sanders	3
Greg Cook	3
Leonard Mitchell	3
Tasmin Mitchell	3
Geert Hammink	3
Stanley Roberts	3
Jarell Martin	2

Most Games 10 Assists or More

Ethan Martin	11
Randy Livingston	8
Kenny Higgs	7
Torris Bright	5
DeJuan Collins	2
Ben Simmons	1
Tim Quarterman	1
Josh Gray	1

Most 20-point 10 Rebound Games

Shaquille O'Neal	46
Rudy Macklin	31
Glen Davis	20
Glenn Hansen	13
Ben Simmons	12
John Williams	11
Johnny O'Bryant III	10
Ricky Blanton	10
Jordan Mickey	9
Ronald Dupree	9
DeWayne Scales	9
Tasmin Mitchell	8
Brandon Bass	8
Jaime Lloreda	7
Geert Hammink	7
Jose Vargas	7
Stanley Roberts	6
Jerry Reynolds	6
Jarell Martin	5
Floyd Bailey	5
Ed LeBlanc	5
Collis Temple, Jr.,	5
Tyrus Thomas	4
Collis Temple III	4
Clarence Ceasar	4

Jamie Brandon	4
Vernel Singleton	4
Nikita Wilson	4
Jabari Smith	3
Leonard Mitchell	3
Greg Cook	3

Most 20 point 15 Rebound games

Shaquille O'Neal	19
Rudy Macklin	11
Glen Davis	5
Glenn Hansen	5
Ben Simmons	3
Stanley Roberts	3
Greg Cook	2
DeWayne Scales	2
Ricky Blanton	2
Geert Hammink	2
Brandon Bass	2
Jordan Mickey	2

Most 20 point 20 Rebound Games

Shaquille O'Neal	5
8 other players	1

Team Single Game

MOST POINTS SCORED

99 - vs. Tennessee, 3/13/92, Birmingham, Ala.
 95 - vs. Florida, 2/28/80, Birmingham, Ala.
 92 - vs. Vanderbilt, 3/10/06, Nashville, Tenn.
 89 - vs. Auburn, 3/11/05, Atlanta, Ga.
 89 - vs. Georgia, 3/7/87, Atlanta, Ga.
 89 - vs. Ole Miss, 3/12/93, Lexington, Ky.

MOST POINTS ALLOWED

97 - by Florida, 3/4/99, Atlanta, Ga.
 95 - by Tennessee, 3/10/89, Knoxville, Tenn.
 92 - by Auburn, 3/8/91, Nashville, Tenn.

FEWEST POINTS SCORED

49 - vs. Tennessee, 3/11/10, Nashville, Tenn.
 50 - vs. Vanderbilt, 3/10/11, Atlanta, Ga.
 51 - vs. Kentucky, 3/9/12, New Orleans, La.
 51 - vs. Mississippi State, 3/9/02, Atlanta, Ga.

FEWEST POINTS ALLOWED

54 - by Arkansas, 3/8/12, New Orleans, La.
 54 - by Mississippi State, 3/5/87, Atlanta, Ga.
 56 - by Alabama, 3/13/14, Atlanta, Ga.
 56 - by Arkansas, 3/13/03, New Orleans, La.

FIELD GOAL ATTEMPTS

80 - vs. Georgia, 3/10/94, Memphis, Tenn.
 80 - vs. Tennessee, 3/10/89, Knoxville, Tenn.
 79 - vs. Kentucky, 3/2/79, Birmingham, Ala.

FIELD GOALS MADE

39 - vs. Florida, 2/28/80, Birmingham, Ala.
 33 - Three occasions

FIELD GOAL PERCENTAGE

.609 - vs. Florida, 2/28/80, Birmingham, Ala.
 .596 - vs. Ole Miss, 3/12/93, Lexington, Ky.
 .567 - vs. Vanderbilt, 3/10/06, Nashville, Tenn.

FREE THROW ATTEMPTS

44 - vs. Auburn, 3/3/15, Nashville, Tenn.
 42 - vs. Georgia, 3/7/87, Atlanta, Ga.
 42 - vs. Tennessee, 3/13/92, Birmingham, Ala.

FREE THROWS MADE

31 - vs. Tennessee, 3/13/92, Birmingham, Ala.
 29 - vs. Georgia, 3/7/87, Atlanta, Ga.
 28 - vs. Vanderbilt, 3/11/88, Baton Rouge, La.

FREE THROW PERCENTAGE

1.000 - vs. Tennessee, 3/11/83, Birmingham, Ala.
 1.000 - vs. Kentucky, 3/7/86, Lexington, Ky.
 .903 - vs. Vanderbilt, 3/11/88, Baton Rouge, La.

THREE-POINT FIELD GOAL ATTEMPTS

29 - vs. Vanderbilt, 3/10/00, Atlanta, Ga.
 29 - vs. Georgia, 3/10/94, Memphis, Tenn.
 27 -- vs. Texas A&M, 3/12/16, Nashville, Tenn. .

THREE-POINT FIELD GOALS MADE

10 - vs. Vanderbilt, 3/10/00, Atlanta, Ga.
 10 - vs. Arkansas, 3/13/03, New Orleans, La.
 9 - vs. Kentucky, 3/14/93, Lexington, Ky.
 9 - vs. Georgia, 3/14/13, Nashville, Tenn.
 9 - vs. Florida, 3/15/13, Nashville, Tenn.

THREE-POINT FIELD GOAL PERCENTAGE

.800 - (4-5) vs. Mississippi State, 3/5/87, Atlanta, Ga.
 .600 - (6-10) vs. Georgia, 3/7/87, Atlanta, Ga.
 .583 - (7-12) vs. Georgia, 3/8/02, Atlanta, Ga.

REBOUNDS

49 - vs. Mississippi State, 3/14/09, Tampa, Fla.
 47 - vs. Tennessee, 3/13/92, Birmingham, Ala.
 46 - vs. Auburn, 3/13/15, Nashville, Tenn.
 46 - vs. Florida, 3/6/86, Lexington, Ky.

ASSISTS

22 - vs. Ole Miss, 3/12/93, Lexington, Ky.
 21 - vs. Kentucky, 3/1/80, Birmingham, Ala.
 19 - vs. Alabama, 3/13/14, Atlanta, Ga.

PERSONAL FOULS

31 - vs. Georgia, 3/10/94, Memphis, Tenn.
 29 - vs. Kentucky, 3/2/79, Birmingham, Ala.
 29 - vs. Florida, 3/4/99, Atlanta, Ga.

VICTORY MARGINS

31 - vs. Auburn, 3/11/05, Atlanta, Ga.
 29 - vs. Arkansas, 3/13/03, New Orleans, La.
 19 - vs. Vanderbilt, 3/10/06, Nashville, Tenn.
 19 - vs. Ole Miss, 3/12/93, Lexington, Ky.

DEFEAT MARGINS

38 - vs. Texas A&M, 3/12/16, Nashville, Tenn.
 22 - vs. Florida, 3/15/13, Nashville, Tenn.
 22 - vs. Florida, 3/4/99, Atlanta, Ga.

Individual Single Game

MOST POINTS

37 - Chris Jackson, vs. Tennessee, 3/10/89, Knoxville, Tenn.
 31 - Anthony Wilson, vs. Georgia, 3/7/87, Atlanta, Ga.
 30 - Ricky Blanton, vs. Vanderbilt, 3/11/88, Baton Rouge, La.

FIELD GOAL ATTEMPTS

36 - Chris Jackson, vs. Tennessee, 3/10/89, Knoxville, Tenn.
 21 - John Williams, vs. Kentucky, 3/7/86, Lexington, Ky.
 20 - Three occasions

FIELD GOALS MADE

15 - Chris Jackson, vs. Tennessee, 3/10/89, Knoxville, Tenn.
 13 - DeWayne Scales, vs. Kentucky, 3/1/80, Birmingham, Ala.
 12 - John Williams, vs. Kentucky, 3/7/86, Lexington, Ky.

FIELD GOAL PERCENTAGE (MIN 6 ATTEMPTS)

.875 - (7-8) Collis Temple III, vs. Vanderbilt, 3/10/00, Atlanta, Ga.
 .857 - (6-7) Brad Bridgewater, vs. Georgia, 3/8/02, Atlanta, Ga.
 .833 - (5-6) Justin Hamilton, vs. Arkansas, 3/8/12, New Orleans, La.
 .833 - (5-6) Shawn Griggs, vs. Auburn, 3/8/91, Nashville, Tenn.
 .833 - (5-6) Greg Cook, vs. Florida, 3/5/81, Birmingham, Ala.

FREE THROWS ATTEMPTED

18 -- Jarell Martin, vs. Auburn, 3/13/15, Nashville, Tenn.
 17 -- Johnny O'Bryant III vs. Georgia, 3/14/13, Nashville, Tenn.
 17 -- Johnny O'Bryant III vs. Arkansas, 3/8/12, New Orleans, La.
 17 -- Glen Davis, vs. Tennessee, 3/8/07, Atlanta, Ga.

FREE THROWS MADE

14 - Nikita Wilson, vs. Georgia, 3/7/87, Atlanta, Ga.
 13 - Glen Davis, vs. Tennessee, 3/8/07, Atlanta, Ga.
 11 - Antonio Hudson, vs. Georgia, 3/8/02, Atlanta, Ga.

FREE THROW PERCENTAGE (MIN. 8 ATTEMPTS)

1.000 - (10-10) Ricky Blanton, vs. Vanderbilt, 3/11/88, Baton Rouge, La.
 .933 - (14-15) Nikita Wilson, vs. Georgia, 3/7/87, Atlanta, Ga.
 .900 - (9-10) Duane Spencer, vs. South Carolina, 3/7/96, New Orleans, La.

THREE-POINT FIELD GOAL ATTEMPTS

12 - Chris Jackson, vs. Tennessee, 3/10/89, Knoxville, Tenn.
 10 - Darryl Joe, vs. Kentucky, 3/12/88, Baton Rouge, La.

10 - Maurice Carter, vs. South Carolina, 3/7/96, New Orleans, La.
 10 - Marcus Thornton, vs. South Carolina, 3/13/08, Atlanta, Ga.

THREE-POINT FIELD GOALS MADE

6 - Collis Temple III, vs. Vanderbilt, 3/10/00, Atlanta, Ga.
 5 - Antonio Hudson, vs. Auburn, 3/11/05, Atlanta, Ga.
 5 - Antonio Hudson, vs. South Carolina, 3/12/04, Atlanta, Ga.
 5 - Anthony Wilson, vs. Georgia, 3/7/87, Atlanta, Ga.

THREE-POINT FIELD GOAL PERCENTAGE (MIN. 4 MADE)

.857 - (6-7) Collis Temple III, vs. Vanderbilt, 3/10/00, Atlanta, Ga.
 .833 - (5-6) Anthony Wilson, vs. Georgia, 3/7/87, Atlanta, Ga.
 .800 - (4-5) Shavon Coleman, vs. Georgia, 3/14/13, Nashville, Tenn.
 .800 - (4-5) Justin Anderson, vs. Kentucky, 3/14/92, Birmingham, Ala.

REBOUNDS

20 - John Williams, vs. Florida, 3/6/86, Lexington, Ky.
 16 - Jarell Martin, vs. Auburn, 3/13/15, Nashville, Tenn.
 16 - Geert Hammink, vs. Kentucky, 3/14/93, Lexington, Ky.
 16 - Shaquille O'Neal, vs. Tennessee, 3/13/92, Birmingham, Ala.

ASSISTS

10 - Greg Cook, vs. Kentucky, 3/1/80, Birmingham, Ala.
 9 - Bernard Woodside, vs. Kentucky, 3/12/88, Baton Rouge, La.
 7 - Five occasions

BLOCKS

7 - Shaquille O'Neal, vs. Auburn, 3/9/90, Orlando, Fla.
 5 - Garrett Temple, vs. Tennessee, 3/8/07, Atlanta, Ga.
 4 - Vernel Singleton, vs. Auburn, 3/9/90, Orlando, Fla.
 4 - Jaime Lloreda, vs. Florida, 3/14/03, New Orleans, La.
 4 - Jaime Lloreda, vs. Mississippi State, 3/15/03, New Orleans, La.

STEALS

6 - Vernel Singleton, vs. Tennessee, 3/10/89, Knoxville, Tenn.
 5 - Anthony Hickey, vs. Kentucky, 3/9/12, New Orleans, La.
 5 - Jermaine Williams, vs. Vanderbilt, 3/7/02, Atlanta, Ga.
 5 - Jamie Brandon, vs. Kentucky, 3/14/92, Birmingham, Ala.
 5 - Darryl Joe, vs. Florida, 3/6/87, Atlanta, Ga.

Team Single Game

MOST POINTS

100 - vs. Lamar, 3/14/81, Austin, Texas
 98 - vs. Alcorn State, 3/09/80, Denton, Texas
 96 - vs. Wichita State, 3/22/81, New Orleans, La.

MOST POINTS ALLOWED

94 - by Georgia Tech, 3/17/90, Knoxville, Tenn.
 88 - Three occasions

FIELD GOAL ATTEMPTS

78 - vs. Purdue, 3/13/86, Baton Rouge, La.
 77 - vs. Georgia Tech, 3/17/90, Knoxville, Tenn.
 75 - Three occasions

FIELD GOALS MADE

45 - vs. Lamar, 3/14/81, Austin, Texas
 41 - vs. Alcorn State, 3/09/80, Denton, Texas
 39 - vs. Wichita State, 3/22/81, New Orleans, La.

FIELD GOAL PERCENTAGE

.639 (39-61) vs. Wichita State, 3/22/81, New Orleans, La.
 .608 (45-74) vs. Lamar, 3/14/81, Austin, Texas
 .555 (24-44) vs. Temple, 3/15/87, Rosemont, Ill.

FREE THROW ATTEMPTS

42 - vs. Indiana, 3/17/53, Kansas City, Mo.
 34 - vs. Holy Cross, 3/14/53, Raleigh, N. C.
 28 - vs. Memphis, 3/15/86, Baton Rouge, La.
 28 - vs. UCLA, 4/01/06, Indianapolis, Ind.

FREE THROW MADE

23 - vs. Indiana, 3/17/53, Kansas City, Mo.
 21 - Two occasions

FREE THROW PCT.

.923 (12-13) - vs. Indiana, 3/21/92, Boise, Id.
 .875 (7-8) - vs. UTEP, 3/17/89, Tucson, Ariz.
 .833 (15-18) - vs. Washington, 3/18/53, Kansas City, Mo.

THREE-POINT FIELD GOAL ATTEMPTS

31 - vs. UAB, 3/17/05, Boise, Idaho
 26 - vs. Purdue, 3/21/03, Birmingham, Ala.
 23 - vs. Indiana, 3/21/92, Boise, Idaho

THREE-POINT FIELD GOALS MADE

9 - vs. Georgia Tech, 3/13/87, Rosemont, Ill.
 7 - Two occasions

THREE-POINT FIELD GOAL PERCENTAGE

.588 (9-17) - vs. Georgia Tech, 3/13/87, Rosemont, Ill.
 .500 (5-10) - vs. Iona, 3/15/06, Jacksonville, Fla.
 .500 (5-10) - vs. Temple, 3/15/87, Rosemont, Ill.
 .500 (4-8) - vs. Villanova, 3/15/90, Knoxville, Tenn.

REBOUNDS

51 - vs. Georgia Tech, 3/17/90, Knoxville, Tenn.
 47 - vs. Villanova, 3/15/90, Knoxville, Tenn.
 45 - Four occasions

ASSISTS

29 - vs. Lamar, 3/14/81, Austin, Texas
 23 - vs. Georgia Tech, 3/13/87, Rosemont, Ill.
 23 - vs. BYU, 3/19/92, Boise, Idaho

PERSONAL FOULS

32 - vs. Louisville, 3/16/80, Houston, Texas
 32 - vs. Navy, 3/15/85, Dayton, Ohio
 30 - vs. Virginia, 3/30/81, Philadelphia, Pa.

VICTORY MARGIN

22 - vs. Lamar, 3/14/81, Austin, Texas
 16 - vs. Iona, 3/15/06, Jacksonville, Fla.
 16 - vs. Arkansas, 3/20/81, New Orleans, La.
 13 - vs. Lebanon Valley, 3/13/53, Raleigh, N.C.

DEFEAT MARGIN

24 - vs. Purdue, 3/21/03, Birmingham, Ala.
 23 - vs. Navy, 3/15/85, Dayton, Ohio
 20 - vs. Louisville, 3/16/80, Houston, Texas
 19 - vs. Washington, 3/18/53, Kansas City

Individual Single Game

MOST POINTS

36 - Bob Pettit, vs. Washington, 3/18/53, Kansas City, Mo.
 36 - Shaquille O'Neal, vs. Indiana, 3/21/92, Boise, Idaho
 31 - Durand Macklin, two occasions
 30 - Marcus Thornton, vs. Butler, 3/19/98, Greensboro, N.C.

FIELD GOAL ATTEMPTS

22 - Three occasions

FIELD GOALS MADE

14 - Bob Pettit, vs. Washington, 3/18/53, Kansas City, Mo.
 13 - Three occasions

FIELD GOAL PCT. (MIN. 10 ATTEMPTS)

.800 (8-10) - Brandon Bass, vs. UAB, 3/17/05, Boise, Idaho
 .800 (8-10) - Jordy Hultberg, vs. Louisville, 3/16/80, Houston, Texas
 .800 (8-10) - Nikita Wilson, vs. Temple, 3/05/87, Rosemont, Ill.

FREE THROW ATTEMPTS

13 - Glen Davis, vs. Duke, 3/23/06, Atlanta, Ga.
 12 - Brandon Bass, vs. UAB, 3/17/05, Boise, Idaho
 12 - Shaquille O'Neal vs. Indiana, 3/21/92, Boise, Idaho
 11 - Don Redden vs. Memphis, 3/15/86, Baton Rouge, La.
 10 - Don Redden vs. Georgia Tech, 3/20/86, Atlanta, Ga.

FREE THROWS MADE

12 - Shaquille O'Neal, vs. Indiana, 3/21/92, Boise, Idaho
 9 - Brandon Bass, vs. UAB, 3/17/05, Boise, Idaho
 9 - Bob Pettit, vs. Indiana, 3/17/53, Kansas City, Mo.
 8 - Bob Pettit, vs. Washington, 3/18/53, Kansas City, Mo.
 8 - Glen Davis, vs. Duke, 3/23/06, Atlanta, Ga.
 8 - Glen Davis, vs. Iona, 3/15/06, Jacksonville, Fla.

FREE THROW PERCENTAGE (MIN. 8 ATTEMPTS)

1.000 (12-12) - Shaquille O'Neal, vs. Indiana, 3/21/92, Boise, Idaho
 .875 (7-8) - Anthony Wilson, vs. Purdue, 3/13/86, Baton Rouge, La.
 .875 (7-8) - John Williams, vs. Memphis, 3/15/86, Baton Rouge, La.
 .875 (7-8) - Marcus Thornton, vs. Butler, 3/19/09, Greensboro, N.C.

THREE POINT FIELD GOAL ATTEMPTS

11 - Marcus Thornton, vs. North Carolina, 3/21/09, Greensboro, N.C.
 10 - Antonio Hudson, vs. UAB, 3/17/05, Boise, Idaho
 9 - Anthony Wilson, vs. DePaul, 3/20/87; vs. Indiana, 03/22/87, Cincinnati, Ohio
 9 - Darryl Joe, vs. Georgia Tech, 3/13/87, Rosemont, Ill.

THREE-POINT FIELD GOALS MADE

7 - Darryl Joe, vs. Georgia Tech, 3/13/87, Rosemont, Ill.
 5 - Marcus Thornton, vs. North Carolina, 3/21/09, Greensboro, N.C.
 3 - Maurice Williamson twice, Anthony Wilson, Jamie Brandon, Torris Bright, Tack Minor, Darrel Mitchell once

THREE-POINT FIELD GOAL PERCENTAGE (MIN. 5 ATTEMPTS)

.778 (7-9) - Darryl Joe, vs. Georgia Tech, 3/13/87, Rosemont, Ill.
 .600 (3-5) - Anthony Wilson, vs. Temple, 3/15/87, Rosemont, Ill.

REBOUNDS

19 - Durand Macklin, vs. Alcorn State, 3/09/80, Denton, Texas
 16 - Durand Macklin, vs. Lamar, 3/14/81, Austin, Texas
 16 - Lionel Green, vs. Appalachian State, 3/10/79, Bloomington, Ind.

ASSISTS

12 - Ethan Martin, vs. Lamar, 3/14/81, Austin, Texas
 10 - Ethan Martin, vs. Wichita State, 3/22/81, New Orleans, La.
 9 - Darryl Joe, vs. Georgia Tech, 3/13/87, Rosemont, Ill.

BLOCKS

11 - Shaquille O'Neal, vs. BYU, 3/19/92, Boise, Idaho
 6 - Jordan Mickey, vs. NC State, 3/13/15, Pittsburgh, Pa.
 6 - Stromile Swift, vs. Southeast Missouri State, 3/16/00, Salt Lake City, Utah
 6 - Glen Davis, vs. Iona, 3/15/06, Jacksonville, Fla.

STEALS

6 - Clarence Ceasar, vs. BYU, 3/19/92, Boise, Idaho
 5 - Derrick Taylor twice, Darryl Joe once
 4 - Marcus Thornton, vs. Butler, 3/19/09, Greensboro, N.C.

Team Single Game

MOST POINTS

97 – vs. Oklahoma, 3/17/70, New York City
 94 – vs. New Orleans, 3/16/83, Baton Rouge, La.
 79 – vs. Marquette, 3/19/70, New York City

MOST POINTS ALLOWED

101 – by Marquette, 3/19/70, New York City
 99 – by New Orleans, 3/16/83, Baton Rouge, La.
 96 – by Oregon, 3/13/12, Eugene, Ore.
 94 – by Oklahoma, 3/17/70, New York City

FIELD GOAL ATTEMPTS

80 – vs. Tulane, 3/12/82, Baton Rouge, La.
 74 – vs. New Orleans, 3/16/83, Baton Rouge, La.
 66 – vs. Oklahoma, 3/17/70, New York City

FIELD GOALS MADE

38 – vs. New Orleans, 3/16/83, Baton Rouge, La.
 34 – vs. Oklahoma, 3/17/70, New York City
 31 – vs. Tulane, 3/12/82, Baton Rouge, La.

FIELD GOAL PERCENTAGE

.515 (34-66) – vs. Oklahoma, 3/17/70, New York City
 .514 (38-74) – vs. New Orleans, 3/16/83, Baton Rouge, La.
 .484 (30-62) – vs. Georgetown, 3/15/70, New York City

FREE THROW ATTEMPTS

37 – vs. Georgetown, 3/15/70, New York City
 37 – vs. Oklahoma, 3/17/70, New York City
 36 – vs. Marquette, 3/19/70, New York City

FREE THROWS MADE

29 – vs. Oklahoma, 3/17/70, New York City
 27 – vs. Marquette, 3/19/70, New York City
 23 – vs. Georgetown, 3/15/70, New York City

FREE THROW PERCENTAGE

.846 (22-26) vs. Army, 3/20/70, New York City
 .833 (10-12) vs. Tulane, 3/12/82, Baton Rouge, La.
 .783 (29-37) vs. Oklahoma, 3/17/70, New York City

THREE-POINT FIELD GOAL ATTEMPTS

23 – at SMU, 3/24/14, Dallas, Texas
 22 – at San Francisco, 3/19/14, San Francisco, Calif.
 21 – vs. Oklahoma, 3/17/04, Norman, Okla.

THREE-POINT FIELD GOALS MADE

8 – at SMU, 3/24/14, Dallas, Texas
 8 – at San Francisco, 3/19/14, San Francisco, Calif.
 7 -- vs. Oregon, 3/13/12, Eugene, Ore.
 7 -- vs. Oklahoma, 3/17/04, Norman, Okla.

THREE-POINT FIELD GOAL PERCENTAGE

.368 (7-19) -- vs. Oregon, 3/13/12, Eugene, Ore.
 .364 (8-22) -- at USF, 3/19/14, San Francisco, Calif.
 .348 (8-23) -- at SMU, 3/24/14, Dallas, Texas
 .333 (7-21) -- vs. Oklahoma, 3/17/04, Norman, Okla.

REBOUNDS

60 – vs. Oklahoma, 3/17/70, New York City
 56 – vs. Georgetown, 3/15/70, New York City
 51 – vs. Army, 3/20/70, New York City

ASSISTS

19 – vs. New Orleans, 3/16/83, Baton Rouge, La.
 18 – vs. Oregon, 3/13/12, Eugene, Ore.
 15 – at SMU, 3/24/14, Dallas, Texas
 15 – vs. Ball State, 3/19/02, Baton Rouge, La.

PERSONAL FOULS

31 – vs. Tulane, 3/12/82, Baton Rouge, La.
 30 – vs. Marquette, 3/19/70, New York City
 28 – vs. New Orleans, 3/16/83, Baton Rouge, La.

VICTORY MARGIN

8 -- at San Francisco, 3/19/14, San Francisco, Calif.
 3 – vs. Oklahoma, 3/17/70, New York City
 2 – vs. Iowa, 3/13/02, Iowa City, Iowa
 1 – vs. Georgetown, 3/15/70, New York City

DEFEAT MARGIN

22 – vs. Marquette, 3/19/70, New York City
 20 – at Oregon, 3/13/12, Eugene, Ore.
 13 – at SMU, 3/24/14, Dallas, Texas
 11 – vs. Tulane, 3/12/82, Baton Rouge, La.

Individual Single Game

MOST POINTS

37 – Pete Maravich, vs. Oklahoma, 3/17/70, New York City
 30 – Danny Hester, vs. Georgetown, 3/15/70, New York City
 25 – Torris Bright, vs. Ball State, 3/19/02, Baton Rouge, La.

FIELD GOAL ATTEMPTS

33 – Pete Maravich, vs. Oklahoma, 3/17/70, New York City
 20 – Howard Carter, vs. New Orleans, 3/16/83, Baton Rouge, La.
 18 – Three times

FIELD GOALS MADE

14 – Pete Maravich, vs. Oklahoma, 3/17/70, New York City
 12 – Danny Hester, vs. Georgetown, 3/15/70, New York City
 10 – Johnny Jones, vs. Tulane, 3/12/82, Baton Rouge, La.

FREE THROW ATTEMPTS

16 – Pete Maravich, vs. Marquette, 3/19/70, New York City
 13 – Pete Maravich, vs. Oklahoma, 3/17/70, New York City
 12 – Two times

FREE THROWS MADE

12 – Pete Maravich, vs. Marquette, 3/19/70, New York City
 9 – Pete Maravich, vs. Oklahoma, 3/17/70, New York City
 9 – Justin Hamilton, vs. Oregon, 3/13/12, Eugene, Ore.
 8 – Three times

FREE THROW PERCENTAGE (MIN. 8 ATTEMPTS)

100.0 (9-9) - Justin Hamilton, vs. Oregon, 3/13/12, Eugene, Ore.
 100.0 (8-8) – Jermaine Williams, vs. Iowa, 3/13/02, Iowa City, Iowa
 100.0 (8-8) – Torris Bright vs. Ball State, 3/19/02, Baton Rouge, La.

THREE-POINT FIELD GOAL ATTEMPTS

10 – Andre Stringer, at SMU, 3/24/14, Dallas, Texas
 9 – Torris Bright, vs. Ball State, 3/19/02, Baton Rouge, La.
 7 – Shavon Coleman, at San Francisco, 3/19/14, San Francisco, Calif.
 7 – Antonio Hudson, vs. Oklahoma, 3/17/04, Norman, Okla.
 7 – Torris Bright, vs. Iowa, 3/13/02, Iowa City, Iowa

THREE-POINT FIELD GOALS MADE

5 – Andre Stringer, at SMU, 3/24/14, Dallas, Texas
 4 – Ralston Turner, vs. Oregon, 3/13/12, Eugene, Ore.
 3 – Shavon Coleman, at San Francisco, 3/19/14, San Francisco, Calif.
 3 – Tack Minor, vs. Oklahoma, 3/17/04, Norman, Okla.
 3 – Torris Bright, vs. Iowa, 3/13/02, Iowa City, Iowa
 3 – Torris Bright, vs. Ball State, 3/19/02, Baton Rouge, La.

THREE-POINT FIELD GOAL PERCENTAGE (MIN. 5 ATTEMPTS)

.571 (4-7) - Ralston Turner, vs. Oregon, 3/13/12, Eugene, Ore.
 .500 (5-10) - Andre Stringer, vs. SMU, 3/24/14, Dallas, Texas
 .429 (3-7) - Shavon Coleman, vs. San Fran, 3/19/14, San Francisco, Calif.
 .429 (3-7) – Torris Bright, vs. Iowa, 3/13/02, Iowa City, Iowa

REBOUNDS

19 – Apple Sanders, vs. Oklahoma, 3/17/70, New York City
 17 – Apple Sanders, vs. Georgetown, 3/15/70, New York City
 14 – Bill Newton, vs. Oklahoma, 3/17/70, New York City

ASSISTS

9 – Pete Maravich vs. Oklahoma, 3/17/70, New York City
 8 – Jermaine Williams vs. Ball State, 3/19/02, Baton Rouge, La.
 7 – John Tudor vs. New Orleans, 3/16/83, Baton Rouge, La.

BLOCKS

4 – Jordan Mickey, vs. SMU, 3/24/14, Dallas, Texas
 2 – Johnny O'Bryant III, vs. San Fran, 3/19/14, San Francisco, Calif.
 2 – Jarell Martin, vs. San Francisco, 3/19/14, San Francisco, Calif.
 2 – Ronald Dupree, vs. Ball State, 3/19/02, Baton Rouge, La.

STEALS

6 – Jerry Reynolds, vs. New Orleans, 3/16/83, Baton Rouge, La.
 6 – Johnny Jones, vs. New Orleans, 3/16/83, Baton Rouge, La.
 4 – Shavon Coleman, at SMU, 3/24/13, Dallas, Texas
 4 – Jermaine Williams, vs. Ball State, 3/19/02, Baton Rouge, La.

Year-by-Year Records



Garrett Temple, Member 2006 Final Four Team



Tasmin Mitchell, Third leading career scorer

12-2 UMass	H	W, 82-60	1-23 Alabama	A	W, 72-70
12-4 W. Virginia-129	A	16 W, 74-73	1-26 Georgia	H	W, 89-85
12-13 Sam Houston	H	W, 76-67	1-30 Oklahoma-132	H	1 L, 75-77
12-18 UAB	A	W, 79-70	2-2 Auburn	A	W, 80-68
12-22 Charleston	H	W, 71-47	2-6 Mississippi State	H	W, 88-77
12-29 Southern Miss	H	W, 87-67	2-10 South Carolina	A	L, 83-94
1-3 Savannah St.	H	W, 75-59	2-13 Texas A&M	H	15 W, 76-71
1-8 Missouri	A	L, 67-74 OT	2-17 Alabama	H	L, 69-76
1-10 Georgia	H	W, 87-84 2OT	2-20 Tennessee	A	L, 65-81
1-14 Ole Miss	A	W, 75-71	2-23 Arkansas	A	L, 65-85
1-17 Texas A&M	H	L, 64-67	2-27 Florida	H	W, 96-91
1-20 Florida	A	W, 79-61	3-1 Missouri	H	W, 80-71
1-24 Vanderbilt	A	W, 79-75 OT	3-5 Kentucky	A	22 L, 77-94
1-28 South Carolina	H	W, 64-58	3-11 Tennessee--65	N	W, 84-75
1-31 Mississippi St.	A	L, 67-73	3-12 Texas A&M-65	N	17 L, 38-71
2-5 Auburn	H	L, 77-81			
2-7 Alabama	H	W, 71-60			
2-10 Kentucky	H	1 L, 69-71			
2-14 Tennessee	A	W, 73-55			
2-17 Texas A&M	A	L, 62-68			
2-21 Florida	H	W, 70-63			
2-24 Auburn	A	W, 84-61			
2-28 Ole Miss	H	W, 73-63			
3-4 Tennessee	H	L, 63-78			
3-7 Arkansas	A	W, 81-78			
3-13 Auburn-65	N	L, 70-73 OT			
3-19 NC State-130	N	L, 65-66			

2015-16 RECORD: 19-14, 11-7

Coach: Johnny Jones

DATE	OPPONENT	LSU RANK	OPP RANK	RESULTS
11-13	McNeese State	H 21		W, 81-70
11-16	Kennesaw State	H 23		W, 91-69
11-19	South Alabama	H 23		W, 78-66
11-23	Marquette-131	N 22		L, 80-81
11-24	NC State-131	N 22		L, 72-83 (ot)
11-30	Charleston	A		L, 58-70
12-2	North Florida	H		W, 119-108
12-13	Houston	A		L, 98-105 (ot)
12-16	Gardner-Webb	H		W, 78-57
12-19	Oral Roberts	H		W, 100-77
12-22	American	H		W, 79-51
12-29	Wake Forest	H		L, 71-77
1-2	Vanderbilt	A		W, 90-82
1-5	Kentucky	H	9	W, 85-67
1-9	Florida	A		L, 62-68
1-13	Ole Miss	H		W, 90-81
1-16	Arkansas	H		W, 76-74
1-19	Texas A&M	A	10	L, 57-71



Jordan Mickey, two seasons over 100 blocks

NEUTRAL SITE/ TOURNAMENT GUIDE

1	SIC Tournament	Atlanta, Ga.
2	Game in Meridian, Miss.	
3	SEC Tournament	Atlanta, Ga.
4	Amer. Leg. Bowl Natl. Champ. Atl. City, N.J.	
5	Sugar Bowl Classic	New Orleans, La.
6	SEC Tournament	Knoxville, Tenn.
7	SEC Tournament	Baton Rouge, La.
8	Game in Marion, Ark.	
9	SEC Tournament	Louisville, Ky.
10	Game vs. NW State	Shreveport, La.
11	Game in New York, N.Y.	
12	Game in Memphis, Tenn.	
13	Game in Houston, Texas	
14	Game in New York, N.Y.	
15	Fort Worth Collegiate	Fort Worth, Texas
16	Game in Memphis, Tenn.	
17	Game in Lake Charles, La.	
18	Game in New York, N.Y.	
19	San Antonio Invi.	San Antonio, Texas
20	Game in Little Rock, Ark.	
21	NCAA Tournament	Raleigh, N.C.
22	NCAA Final Four	Kansas City, Mo.
23	SEC Playoff	Nashville, Tenn.
24	NCAA Tournament	Iowa City, Iowa
25	Gator Bowl Tournament	Jacksonville, Fla.
26	Louisiana Invitational	Shreveport, La.
27	Carousel Invitational	Raleigh, N.C.
28	Game in Shreveport, La.	
29	Poinsettia Classic	Greenville, S.C.
30	Birmingham Classic	Birmingham, Ala.
31	Hurricane Classic	Miami, Fla.
32	VPI Tournament	Blacksburg, Va.
33	Far West Classic	Portland, Ore.
34	Evansville Tournament	Evansville, Ind.
35	All-College Tournament	Okla. City, Okla.
36	Bluebonnet Classic	Houston, Texas
37	Los Angeles Classic	Los Angeles, Calif.
38	Milwaukee Classic	Milwaukee, Wisc.
39	Game in Charlotte, N.C.	
40	Rainbow Classic	Honolulu, Hawaii
41	NIT	New York, N.Y.
42	Astro-Bluebonnet Classic	Houston, Texas
43	Big Blue Classic	Logan, Utah
44	Carolina Classic	Columbia, S. C.
45	Louisiana Classic	Baton Rouge, La.
46	Game in New York, N.Y.	
47	SEC Tournament	Birmingham, Ala.
48	NCAA Tournament	Bloomington, Ind.
49	NCAA Tournament	Indianapolis, Ind.
50	Game in New Orleans, La. (Superdome)	
51	NCAA Tournament	Denton, Texas
52	NCAA Tournament	Houston, Texas
53	Great Alaskan Shootout	Anchorage, Al.
54	Game in New Orleans, La. (Superdome)	
55	NCAA Tournament	Austin, Texas
56	NCAA Tournament	New Orleans, La.
57	NCAA Final Four	Philadelphia, Pa.
58	Game in New Orleans, La.	
59	SEC Tournament	Lexington, Ky.
60	NIT	Baton Rouge, La.
61	Hawaii Tipoff Tour.	Honolulu, Hawaii
62	Game in East Rutherford, N. J.	
63	Game in New Orleans, La.	
64	Game in Houston, Texas	
65	SEC Tournament	Nashville, Tenn.
66	NCAA Tournament	Salt Lake City, Utah
67	NCAA Tournament	Dayton, Ohio
68	LSU Invitational	Baton Rouge, La.
69	NCAA Tournament	Atlanta, Ga.
70	NCAA Final Four	Dallas, Texas
71	Seaside Classic	Laie, Hawaii
72	Game played in Laie, Hawaii	
73	Game in Oklahoma City	
74	NCAA Tournament	Rosemont, Ill.
75	NCAA Tournament	Cincinnati, Ohio
76	UNLV/Bud Light Classic	Las Vegas, Nev.
77	Game in New Orleans, La.	
78	NCAA Tournament	Hartford, Conn.
79	Chaminade Classic	Honolulu, Hawaii
80	NCAA Tournament	Tucson, Ariz.
81	Game in Houston, Texas	
82	Game in New Orleans, La.	
83	SEC Tournament	Orlando, Fla.
84	NCAA Tournament	Knoxville, Tenn.
85	Tipoff Classic	Springfield, Mass.
86	NCAA Tournament	Minneapolis, Minn.
87	Game in New Orleans, La.	
88	NCAA Tournament	Boise, Idaho
89	Maui Invitational	Maui, Hawaii
90	Game in San Antonio, Texas	
91	Game in New Orleans, La.	
92	Game in New Orleans, La.	
93	SEC Tournament	Memphis, Tenn.

94	Game in Tulsa, Okla.	
95	Tipoff Classic	Honolulu, Hawaii
96	SEC Tournament	New Orleans, La.
97	John Wooden Classic	Anaheim, Calif.
98	Game in Auburn Hills, Mich.	
99	Hawaii Pacific Classic	Honolulu, Hawaii
100	Game in Shreveport, La.	
101	NCAA Tournament	Albuquerque, N.M.
102	Hilo Classic	Hilo, Hawaii
103	NIT	Iowa City, Iowa
104	Hispanic Coll. Fund Classic in B.R., La.	
105	Space City Classic	Houston, Texas
106	NCAA Tournament	Birmingham, Ala.
107	NIT	Norman, Okla.
108	LSU Louisiana Classic	Baton Rouge, La.
109	Game in Biloxi, Miss.	
110	LV Holiday Classic	Las Vegas, Nev.
111	NCAA Tournament	Jacksonville, Fla.
112	NCAA Final Four	Indianapolis, Ind.
113	Big East/SEC Challenge	Philadelphia, Pa.
114	SEC Tournament	Tampa, Fla.
115	NCAA Tournament	Greensboro, N.C.
116	NIT Season Tip-Off	Baton Rouge, La.
117	NIT Season Tip-Off	New York, N.Y.
118	Cougar Classic	Seattle, Wash.
119	Game in Tupelo, Miss.	
120	Game in Bossier City, La.	
121	Charleston Classic	Charleston, S.C.
122	Big East/SEC Challenge	Piscataway, N.J.
123	NIT	Eugene, Ore.
124	Big East/SEC Challenge	Baton Rouge, La.
125	Old Spice Classic	Orlando, Fla.
126	NIT	San Fran, Calif.
127	NIT	Dallas, Texas
128	Paradise Jam	St. Thomas, USVI
129	SEC/Big 12 Challenge	Morgantown, Wva
130	NCAA Tournament	Pittsburgh, Pa.
131	Legends Classic	Brooklyn, N.Y.
132	SEC/Big 12 Challenge	Baton Rouge

EXHIBITION GAMES

12-6-52	Pensacola Navy	H	W, 107-59
2-16-53	Pensacola Navy	A	W, 71-60
12-5-53	Pensacola Navy	H	W, 109-68
12-1-69	Athletes in Action	H	W, 71-68
12-27-69	SUB PAC-40	A	W, 88-80
11-27-72	Univ. of Americas	A	L, 83-87
11-28-72	Univ. of Americas	A	W, 69-57
11-16-73	Australian Olympic	H	W, 69-63
11-16-74	Czechoslovakia	H	W, 88-78
11-18-75	Yugoslavia	H	W, 100-90
11-19-76	Athletes In Action	H	L, 53-76
11-15-77	Soviet Union-2 ot	H	W, 99-96
11-3-78	Australia	H	W, 90-65
11-13-79	Yugoslavia	H	W, 82-79
11-13-80	Airliners	H	W, 91-87
11-19-81	Airliners	H	W, 76-71
11-18-82	Brewster Heights	H	W, 104-82
11-11-83	Houston Flyers	H	W, 109-89
11-8-84	China	H	W, 90-65
11-15-85	Brewster Heights	H	W, 131-82
11-14-86	Continental	H	W, 86-76
11-27-87	Brewster Heights	H	W, 123-97
11-11-88	Brewster Heights	H	W, 193-94
11-20-88	Russia	H	L, 84-92
11-8-89	Athletes In Action	H	W, 111-79
11-10-89	Russia	H	W, 114-109
11-16-90	Newcastle	H	W, 111-91
11-8-91	Mebourne	H	W, 96-60
11-15-91	Ranco Raiders	H	W, 126-80
11-20-92	High Five America	H	W, 94-89
11-24-92	Australia	H	W, 97-74
11-19-93	Dinamo Moscow	H	L, 85-87
11-22-93	High Five America	H	W, 101-87
11-11-94	High Five America	H	W, 83-73
11-18-94	Victorian All-Stars	H	W, 94-90
11-8-95	Athletes in Action	H	L, 82-90
11-15-95	Victorian All-Stars	H	W, 79-62
11-8-96	Geelong Supercats	H	W, 67-61
11-15-96	Bulgaria	H	W, 81-40
11-6-97	Double Pump	H	W, 76-67
11-14-97	Outback All-Stars	H	W, 60-62
11-6-98	California All-Stars	H	L, 75-84

11-11-98	Next Level	H	W, 81-68
11-8-99	Next Level	H	W, 78-70
11-12-99	Sports Tours	H	W, 94-61
8-9-00	Italian Oly. Team (Italy)	L	L, 62-104
8-10-00	Angola Oly. Team (Italy)	L	L, 75-77
8-11-00	Trieste (Italy)		W, 90-62
8-13-00	Angola Oly. Team (Italy)		W, 79-73
8-13-00	Austrian All-Stars (Italy)		W, 87-62
(11-6-00)	Global Sports	H	W, 72-69
11-13-00	Angola Altetico	H	W, 92-52
11-5-01	Global Sports	H	W, 78-71
11-12-01	Sports Tours	H	W, 85-51
11-7-02	Global Sports	H	L, 69-78
11-15-02	Houston Sports	H	W, 81-71
11-6-03	Global Sports	H	L, 64-68
11-17-03	SE All-Stars	H	W, 77-64
11-9-04	EA All-Stars	H	W, 62-52
11-15-04	Houston Sports	H	W, 124-78
11-10-05	EA Sports	H	W, 74-54
11-15-05	LSU-Shreveport	H	W, 122-58
11-9-06	EA Sports	H	W, 70-65
11-15-06	Louisiana College	H	W, 94-41
9-1-07	Guelph (Canada)	A	W, 92-60
9-2-07	York (Canada)	A	W, 101-67
9-3-07	Toronto (Canada)	A	W, 82-55
11-1-07	Belhaven	H	W, 108-57
11-6-07	EA Sports	H	W, 72-68
5-19-11	Virtus Frusion (Italy)		W, 107-60
5-20-11	Anagni Basket (Italy)		W, 99-77
5-21-11	Selezione Bas. Roma (Italy)		W, 88-59
5-24-11	Elmec Varese (Italy)		W, 87-62
5-25-11	Armani Junior (Italy)		W, 82-51
5-26-11	Laghi-Gazzada (Italy)		W, 82-74
11-5-12	UA Monticello	H	W, 82-66
11-6-13	Xavier (NO)	H	W, 80-45
11-7-14	Morehouse	H	W, 71-47
8-15-15	Newcastle A-S (Australia)		W, 89-75
8-16-15	Sydney Kings (Australia)		L, 95-97
8-18-15	Queensland A-S (Aust.)		W, 91-88
8-20-15	Melbourne United (Aust.)		W, 97-89
8-22-15	Melbourne United (Aust.)		L, 64-82
11-6-15	Southwest Baptist	H	W, 98-72



Brandon Bass, 2005 SEC Player of the Year

TENNESSEE-MARTIN (4-0)

1988	12-20	H	W, 128-89
1995	12-16	H	W, 93-74
1999	12-14	H	W, 73-45
2010	11-18	H	W, 79-56

TENNESSEE STATE (1-0)

1992	12-30	H	W, 90-68
------	-------	---	----------

TEXAS (19-11)

1911	2-13	H	W, 39-10
1947	12-9	N	L, 31-50
1948	12-3	H	L, 45-60
1950	12-22	N	L, 55-68
1951	12-17	H	W, 59-55
1958	12-15	H	W, 52-47
1959	12-14	A	L, 67-84
1960	12-12	H	W, 62-59
1961	12-11	A	W, 77-75
1962	12-10	H	W, 75-66
1963	12-9	A	L, 65-70
1964	12-7	H	W, 83-75
1965	12-6	A	W, 76-66
1966	12-6	H	L, 78-114
1967	12-4	A	W, 87-74
1974	12-28	H	L, 63-78
1977	12-5	A	L, 66-82
1984	12-3	H	W, 87-79
1985	12-17	A	W, 72-65
1990	1-2	N	W, 124-113
1990	11-30	H	W, 101-87
1992	1-3	N	W, 84-83
1993	2-7	N	W, 84-81
1993	11-26	H	W, 86-66
1995	1-7	A	L, 71-80
1997	12-17	A	L, 63-69
1998	12-19	H	W, 63-61 OT
2000	3-18	N	W, 72-67
1997	12-17	A	L, 63-69
1998	12-19	H	W, 63-61 OT
2000	3-18	N	W, 72-67
2006	3-25	N	W, 70-60 OT
2006	12-10	N	L, 75-76 OT

LSU at home: LSU leads, 9-2
at Texas: Texas leads, 6-5
at Neutral Sites: LSU leads, 5-3

TEXAS A&M (18-16)

1917		H	W, 24-15
1917		H	W, 30-14
1921	1-25	H	W, 30-28
1921	1-26	H	W, 31-30
1921	2-21	A	W, 24-16
1921	2-22	A	L, 19-49
1941	12-18	H	L, 41-56
1945	12-12	H	W, 51-50
1947	12-29	N	L, 44-45
1948	12-17	H	W, 58-55
1953	12-15	H	W, 77-56
1954	12-13	H	W, 73-61
1955	1-20	A	L, 47-58
1955	12-10	A	L, 59-73
1962	12-21	A	L, 61-67
1971	12-28	N	L, 68-73
1981	2-22	H	W, 67-57
1981	12-7	A	L, 63-68
1982	12-8	N	W, 88-70
1983	12-3	N	W, 75-65
2002	11-30	N	L, 77-79
2006	3-18	N	W, 58-57
2006	12-5	H	W, 64-52
2008	1-5	A	L, 53-79
2008	12-20	N	L, 61-72
2013	1-23	H	W, 58-54
2013	3-6	A	W, 68-57
2014	2-12	A	L, 73-83
2014	2-26	H	W, 68-49
2015	1-17	H	L, 64-67
2015	2-17	A	L, 62-68
2016	1-19	A	L, 57-71
2016	2-13	H	W, 76-71
2016	3-12	N	L, 38-71

LSU at home: LSU leads, 13-2
at Texas A&M: Texas A&M leads, 9-2
at Neutral Sites: A&M leads, 5-3

TEXAS A&M-CORPUS CHRISTI (1-0)

2002	12-14	H	W, 95-60
------	-------	---	----------

TEXAS-EL PASO (2-1)

1981	12-21	H	W, 71-59
1982	12-22	A	W, 51-49
1989	3-17	N	L, 74-85

TEXAS PAN AMERICAN (3-0)

1982	11-30	H	W, 76-67
1983	12-21	H	W, 81-70
1998	11-16	H	W, 75-56

TEXAS SOUTHERN (1-0)

2000	12-8	H	W, 89-57
------	------	---	----------

TEXAS TECH (3-3)

1957	12-16	H	L, 72-79
1958	12-19	A	L, 60-73
1959	12-18	H	L, 65-72
1960	12-16	A	W, 73-69 OT
2013	12-18	A	W, 71-69
2014	11-18	H	W, 69-64 OT

LSU at home: Texas Tech leads, 2-1
at Texas Tech: LSU leads, 2-1

TOWSON UNIVERSITY (1-0)

2001	11-28	H	W, 83-46
------	-------	---	----------

TROY (4-1)

1994	12-6	H	W, 113-78
1996	11-22	H	W#-90-59
1998	12-22	H	W, 74-56
2003	11-26	H	W, 78-69
2008	11-30	H	W, 92-57

TULANE (124-84)

1911	1-26	H	W, 47-7
1911	1-27	H	W, 26-15
1911	2-17	A	W, 27-25
1911	2-18	A	L, 13-15
1913	2-14	A	L, 13-15
1913	2-15	A	L, 20-26
1913	2-28	H	L, 15-16
1913	3-1	H	W, 13-12
1914	2-13	H	L, 14-26
1914	2-14	H	L, 7-10
1914	2-27	A	L, 12-25
1914	2-28	A	L, 6-13
1915	2-19	H	W, 28-17
1915	2-20	H	W, 37-19
1916	2-4	H	L, 21-24
1916	2-5	H	L, 18-22
1916	2-18	A	L, 14-26
1916	2-19	A	W, 19-16
1917	2-9	A	W, 37-20
1917	2-10	A	W, 27-18
1917	2-23	H	W, 46-27
1917	2-24	H	W, 26-20
1920	2-6	A	W, 35-19
1920	2-7	A	W, 29-10
1920	2-27	H	W, 37-12
1920	2-28	H	W, 37-12
1921	2-4	H	W, 42-27
1921	2-5	H	W, 52-24
1921	3-4	A	L, 29-31
1921	3-5	A	W, 27-20
1922	1-27	A	W, 18-15
1922	1-28	A	W, 26-18
1922	2-20	H	L, 23-39
1922	2-21	H	W, 34-19
1923	2-9	H	L, 24-33
1923	2-10	H	L, 18-28
1923	2-16	A	L, 23-40
1923	2-17	A	L, 11-34
1924	2-8	H	L, 21-41
1924	2-9	H	L, 29-38
1924	2-22	A	L, 13-39
1924	2-23	A	L, 26-30
1925	2-6	A	L, 15-42
1925	2-7	A	L, 15-43
1925	2-20	H	L, 24-35
1925	2-21	H	L, 23-26
1926	2-5	H	W, 30-23
1926	2-6	H	L, 23-24
1926	2-19	A	L, 29-32
1926	2-20	A	L, 13-22
1927	2-4	A	L, 20-27
1927	2-5	A	L, 9-36
1927	2-18	H	L, 20-25
1927	2-19	H	L, 20-23
1928	2-3	H	W, 47-13
1928	2-4	H	W, 41-18
1928	2-17	A	W, 36-20

1928	2-18	A	W, 39-25
1929	2-15	A	L, 37-40
1929	2-16	A	W, 28-21
1929	2-22	H	W, 37-35
1929	2-23	H	L, 32-33
1930	2-14	H	W, 35-30
1930	2-15	H	W, 24-15
1930	2-21	A	L, 25-27
1930	2-22	A	L, 27-30
1931	2-13	A	L, 23-38
1931	2-14	A	W, 39-31
1931	2-20	H	W, 49-30
1931	2-21	H	W, 48-27
1932	2-11	H	W, 32-25
1932	2-12	H	W, 34-22
1932	2-19	A	W, 29-26
1932	2-20	A	L, 29-33
1933	2-10	A	L, 31-44
1933	2-11	A	W, 46-28
1933	2-17	H	W, 50-38
1933	2-18	H	W, 51-37
1934	1-19	H	W, 29-25
1934	1-20	H	W, 48-26
1934	2-16	A	W, 43-22
1934	2-17	A	W, 36-21
1935	2-8	A	W, 34-16
1935	2-9	A	W, 35-24
1935	2-22	H	W, 65-20
1935	2-23	H	W, 64-23
1936	2-7	H	W, 52-27
1936	2-8	H	W, 49-26
1936	2-21	A	W, 50-30
1936	2-22	A	W, 46-22
1937	2-5	H	W, 42-31
1937	2-6	H	W, 46-42
1937	2-19	A	W, 37-31
1937	2-20	A	L, 32-52
1938	2-18	A	W, 44-42
1938	2-19	A	W, 31-27
1938	2-25	H	W, 42-31
1938	2-26	H	L, 39-41
1939	2-17	H	W, 36-33
1939	2-18	H	L, 33-36
1939	2-23	A	L, 30-36
1939	2-24	A	W, 41-31
1940	2-15	A	W, 34-31
1940	2-16	A	W, 35-29
1940	2-22	H	W, 42-39
1940	2-23	H	W, 40-39
1940	2-29	N	W, 57-44
1941	2-14	H	L, 44-55
1941	2-15	H	L, 35-39
1941	2-20	A	W, 59-44
1941	2-21	A	W, 40-37
1942	2-12	H	W, 51-46
1942	2-13	H	W, 50-49
1942	2-19	A	W, 48-44
1942	2-20	A	W, 31-21
1943	2-11	A	W, 91-57
1943	2-12	A	W, 59-57
1943	2-19	H	W, 35-34
1943	2-20	H	W, 46-40
1944	2-9	H	L, 42-43
1944	2-10	H	L, 37-38
1944	2-16	A	L, 39-41
1944	2-17	A	L, 44-66
1945	2-1	A	L, 43-65
1945	2-2	A	L, 32-44
1945	2-9	H	W, 50-44
1945	2-10	H	W, 61-55
1946	2-21	H	W, 54-45
1946	2-23	A	W, 52-36
1946	2-28	N	W, 74-29
1946	12-30	A	W, 54-51
1947	1-17	A	L, 38-40
1947	2-21	H	W, 55-40
1947	2-28	N	L, 50-63
1948	1-13	H	L, 42-54
1948	2-20	A	L, 41-50
1949	1-14	A	L, 51-71
1949	2-25	H	L, 45-72
1949	3-5	N	L, 63-72
1950	1-13	H	L, 70-75
1950	2-24	A	L, 71-77
1951	2-10	A	L, 54-69
1951	2-23	H	W, 51-46
1952	1-26	A	L, 67-71
1952	2-9	H	W, 78-66
1953	2-7	H	W, 48-31
1953	3-6	A	W, 53-52
1954	2-6	H	W, 66-47
1954	3-6	A	W, 63-52
1955	2-5	H	L, 57-81
1955	3-4	A	L, 53-82
1956	1-30	H	W, 87-66
1956	3-2	A	L, 68-81
1957	1-18	H	L, 64-66 OT

1957	3-1	A	L, 51-59
1958	1-17	A	W, 69-63
1958	2-28	A	W, 67-63
1959	1-16	H	L, 59-69
1959	2-27	A	L, 65-77
1960	2-25	H	L, 58-72
1960	3-2	A	L, 54-64
1961	1-28	H	W, 86-66
1961	3-2	A	L, 65-68
1962	2-22	H	W, 70-53
1962	3-9	A	L, 69-84
1963	2-12	H	L, 57-59
1963	3-1	A	L, 65-77
1964	1-15	H	W, 83-74
1964	2-28	A	L, 68-80
1965	1-13	H	W, 79-67
1965	2-27	A	W, 77-74
1966	2-2	H	L, 69-82
1966	3-5	A	L, 78-86
1966	12-14	H	W, 93-83
1967	1-12	A	L, 89-99
1968	1-11	A	W, 100-91
1968	2-21	H	W, 99-92
1968	12-14	H	L, 99-1012 OT
1969	2-10	A	L, 94-110
1969	12-13	A	W, 97-91
1970	2-9	H	W, 127-114
1970	12-16	H	W, 94-79
1971	2-3	A	L, 86-93
1972	1-17	H	W, 76-58
1972	2-9	A	W, 75-71
1973	2-8	A	W, 92-83
1973	2-14	H	W, 73-63
1973	12-19	A	W, 67-60

2006 4-1 N L, 45-59

**LSU at home: UCLA leads, 1-0
at UCLA: UCLA leads, 5-0
at Neutral Sites: UCLA leads, 2-0**

UMASS (1-1)

2013 11-12 A L, 90-92
2014 12-2 H W, 82-60

UNC WILMINGTON (4-0)

1980 12-29 H W, 100-68
1983 1-17 H W, 70-55
1983 11-28 A W, 94-59
1984 12-22 H W, 88-65

UNLV (3-3)

1980 12-13 H W, 87-73
1981 11-28 A L, 79-83 OT
1987 12-29 A L, 59-78
1989 2-25 H W, 88-87
1990 1-28 H W, 107-105
1991 11-30 A L, 55-76

**LSU at home: LSU leads, 3-0
at UNLV: UNLV leads, 3-0**

UTAH (1-3)

2003 12-16 H W, 65-51
2005 1-3 A L, 55-69
2009 1-6 A L, 61-91
2010 1-2 H L, 59-61

UTAH STATE (1-2)

1970 12-30 N L, 81-97
1972 12-29 A L, 83-104
1984 12-28 H W, 103-71

VANDERBILT (53-60)

1923 2-27 N L, 10-36
1926 1-22 H W, 24-23
1933 1-23 A L, 34-54
1933 1-24 A L, 26-52
1935 2-15 H W, 56-41
1935 2-16 H W, 40-31
1941 2-27 N L, 49-63
1947 1-29 N W, 62-52
1948 1-17 H W, 56-54
1949 2-19 A L, 51-61
1949 3-4 N W, 60-56
1951 1-20 H L, 61-69
1951 3-3 N L, 63-75
1952 1-7 A L, 47-58
1953 1-5 H W, 74-61
1954 2-15 A W, 82-69
1955 2-14 H W, 66-59
1956 2-11 A L, 68-107
1957 2-9 H L, 66-78
1958 2-8 A L, 60-78
1959 2-7 H L, 57-72
1960 2-6 A L, 68-80
1961 2-13 H W, 65-61
1962 2-12 A L, 67-70
1963 2-8 H W, 63-56
1964 2-8 A L, 64-66
1965 2-8 H L, 85-96
1965 3-8 A L, 60-106
1966 1-29 A L, 66-98
1966 2-26 H L, 84-102
1967 1-30 A L, 77-79
1967 3-6 A L, 66-75
1968 1-29 H L, 91-99
1968 3-4 A L, 86-115
1969 1-9 A L, 92-94
1969 2-17 H L, 83-85
1969 12-11 H W, 109-86
1970 2-14 A W, 99-89
1971 2-13 H L, 75-81
1971 3-4 A W, 87-85
1972 1-3 H L, 73-80
1972 2-19 A L, 83-104
1973 1-2 H L, 66-71
1973 2-17 A L, 72-82
1974 1-12 H W, 84-81
1974 2-11 A L, 88-91
1975 1-11 A L, 82-91
1975 2-10 H L, 74-83
1976 1-31 A L, 90-103
1976 2-28 H W, 89-75
1977 1-24 A L, 67-68
1977 2-21 H W, 95-74

1978 1-16 A W, 77-55
1978 2-13 H W, 80-73
1979 1-8 A L, 87-88
1979 2-5 H W, 92-71
1980 1-2 A L, 66-77
1980 1-30 H W, 83-81
1981 1-7 H W, 77-61
1981 2-4 A W, 86-81
1982 1-6 A W, 80-73
1982 2-3 H W, 78-70
1983 1-3 A L, 65-67
1983 3-3 H W, 66-53
1984 1-1 H W, 73-66
1984 3-3 A L, 68-74
1985 1-19 A W, 69-68
1985 2-20 H W, 64-55
1986 1-18 H W, 84-67
1986 2-20 A W, 74-68
1986 12-22 H L, 61-63
1987 1-31 A L, 65-66
1988 1-6 A W, 51-39
1988 2-6 H W, 94-79
1988 3-11 H W, 87-80
1989 1-18 H W, 85-84
1989 2-18 A L, 74-108
1990 1-16 H W, 101-72
1990 2-18 A W, 121-108
1991 1-2 H W, 87-70
1991 2-2 A L, 59-63
1992 2-15 A L, 69-76
1993 2-17 H L, 66-87
1993 3-13 N W, 72-62
1994 1-15 A W, 83-81
1995 1-28 H L, 58-66
2000 3-10 N W, 71-60
2001 1-10 H L, 67-71
2002 2-6 A L, 63-68
2002 3-7 N W, 69-62
2003 2-12 H W, 79-60
2004 2-21 A L, 54-74
2005 3-5 H W, 81-69
2006 2-22 A W, 77-66
2006 3-10 N W, 92-73
2007 1-24 H L, 53-64
2008 1-19 A L, 76-92
2009 3-4 H L, 67-75
2010 2-13 A L, 69-77
2011 2-26 H L, 69-90
2011 3-10 N L, 50-62
2012 2-8 A L, 61-76
2013 2-6 H W, 57-56
2014 1-18 H W, 81-58
2014 3-6 A W, 57-51
2015 1-24 A W, 79-75 OT
2016 1-2 A W, 90-82

**LSU at home: LSU leads, 31-19
at Vanderbilt: Vandy leads, 36-16
at Neutral Sites: LSU leads, 6-5**

VILLANOVA (2-3)

1952 12-29 N W, 100-94
1976 12-28 H L, 68-76
1990 3-15 N W, 70-63
1990 11-24 N L, 91-93
2007 12-6 A L, 67-68

VIRGINIA (0-3)

1981 3-30 N L, 74-78
2011 1-2 A L, 50-64
2012 1-2 H L, 52-57

VIRGINIA TECH (0-1)

1963 12-20 A L, 64-72

VMI (1-0)

1956 12-27 N W, 88-67

WAKE FOREST (1-1)

1981 12-28 N W, 70-64
2015 12-29 H L, 71-77

WASHINGTON (2-3)

1953 3-18 N L, 69-88
1983 12-1 H W, 51-48
1985 11-27 A W, 70-61
2006 12-20 A L, 72-88
2007 12-29 H L, 65-73

WASHINGTON & LEE (0-1)

1929 3-1 N L, 22-32

WASHINGTON STATE (2-2)

1973 12-1 A L, 78-80
1977 11-30 H W, 83-58
2008 12-27 H W, 64-52
2009 12-22 N L, 70-72 OT

WEBER STATE (2-1)

1972 12-30 N W, 82-80
2001 11-23 N L, 74-75 OT
2014 11-22 N W, 72-58

WEST VIRGINIA (2-1)

2004 11-27 H L, 69-84
2005 11-26 A W, 71-68 OT
2014 12-4 A W, 74-73

WEST VIRGINIA STATE (1-0)

1986 12-29 N W, 93-76

WESTERN KENTUCKY (3-0)

1987 1-24 H W, 67-62
2009 11-17 H W, 71-60
2011 11-18 N W, 76-57

WICHITA STATE (1-4)

1981 3-22 N W, 96-85
1982 2-21 H L, 65-66
2006 11-25 H L, 53-57
2007 12-19 A L, 47-67
2010 12-18 N L, 69-7

WINTHROP (1-0)

1993 12-28 H W, 100-71

WISCONSIN (0-4)

1953 12-19 H L, 66-82
1954 12-18 A L, 68-107
1967 12-15 N L, 94-96
2000 3-23 N L, 48-61

WRIGHT STATE (1-0)

2006 12-27 H W, 71-45

WYOMING (3-0)

1968 12-26 N W, 84-78
1999 11-27 N W, 103-86
2001 1-3 H W, 73-69

XAVIER (OHIO) (1-3)

1964 12-28 N L, 87-93
1980 12-22 H W, 78-62
2009 1-24 H L, 70-80
2009 12-29 A L, 65-89

YALE (0-1)

1969 12-30 N L, 94-97

Series Records vs. Club Teams, Military Squads (Part of LSU record, 1909-1952)

Alexandria AB (1-3)
Algiers Navy (1-0)
Atlanta AC (0-1)
Barksdale AFB (1-1)
Baton Rouge HS (1-0)
Bergstrom Field (1-0)
Bessemer AC (0-2)
Birmingham AC (3-4)
Birmingham HS (1-0)
Birmingham YMCA (1-0)
Camp Livingston (1-0)
Camp Polk (1-0)
Camp Van Dorn (2-0)
Columbus AC (Ga.) (0-1)
Consolidated Steel (1-0)
Corpus Christi (0-1)
Dixon Academy (2-0)
DuPont-Ethyl (1-0)
Gaylords of Bogalusa (1-0)
Georgia Navy (1-0)
Gulf Oilers (1-0)
Gulfport Navy (1-0)
Hammond Air Base (1-0)
Harding Field (2-1)
Houma Navy (2-0)
Jackson AFB (1-0)
Keester Field (9-3)
LSU ASTU (2-0)
McGowan-Lyons (0-1)
Navy (N.O.) (1-0)
Navy (Pensacola) (2-0)
Navy Reserve (N.O.) (1-0)
New Orleans AC (0-1)
Pensacola Navy (2-2)
Selman Field (1-1)
Shreveport AC (6-0)
St. Paul's (Covington) (0-1)
St. Stanislaus (1-2)
Stanocolas (1-1)
YMCA (B.R.) (1-0)
YMCA (Houston) (3-0)
YMCA (Mobile) (1-1)
YMCA (N.O.) (4--4)
YMGC (1-0)
YMGC (N.O.) (5-0)
YMHA (N.O.) (1-0)

Southeastern Conference

Record vs. SEC: 697-719
Alabama 71-104
Arkansas 28-33
Auburn 85-66
Florida 63-44
Georgia 63-44
Kentucky 26-86
Ole Miss 120-87
Mississippi State 109-97
Missouri 4-2
South Carolina 15-16
Tennessee 45-64
Texas A&M 18-16
Vanderbilt 52-60

America Athletic Conference

LSU Record vs. AE: 138-106
Cincinnati 0-1
Connecticut 1-3
Houston 6-11
Memphis 2-4
SMU 2-3
Temple 2-0
Tulane 124-83
Tulsa 1-1

America East Conference

LSU Record vs. AE: 2-0
Maine 1-0
Maryland-Baltimore County 1-0

Atlantic 10 Conference

LSU Record vs. Atlantic 10: 6-8
Dayton 0-2
Duchesne 1-0
Fordham 1-0
George Mason 1-0
Massachusetts 1-1
Rhode Island 0-1
Saint Joseph's (Pa.) 1-1
Saint Louis 1-3

Atlantic Coast Conference

LSU Record vs. ACC: 37-55
Clemson 3-3
Duke 2-5
Florida State 3-2
Georgia Tech 21-14
Louisville 1-8
Miami (Fla.) 1-3
North Carolina 2-10
NC State 0-2
Notre Dame 1-0
Pittsburgh 2-2
Syracuse 0-1
Virginia 0-3
Virginia Tech 0-1
Wake Forest 1-1

Atlantic Sun Conference

LSU Record vs. AS: 2-1
Kennesaw State 1-0
Jacksonville 0-1
North Florida 1-0

Big 12 Conference

LSU Record vs. Big 12: 38-29
Baylor 3-4
Kansas 1-3
Oklahoma 3-2
Oklahoma State 2-2
Texas 19-11
TCU 3-1
Texas Tech 3-3
West Virginia 4-3

Big East Conference

LSU Record vs. Big East: 15-16
Butler 2-0
Creighton 0-1
DePaul 3-3
Georgetown 4-2
Marquette 1-3
St. John's 1-2
Seton Hall 1-0
Villanova 2-2
Xavier 1-3

Big Sky Conference

LSU Record vs. Big Sky: 9-0
Montana State 4-0
Northern Arizona 2-0
Weber State 3-0

Big South Conference

LSU Record vs. Big South: 5-3
Campbell 2-0
Coastal Carolina 0-2
Gardner-Webb 2-0
Radford 0-1
Winthrop 1-0

Big Ten Conference

LSU Record vs. Big 10: 9-23
Illinois 0-2
Indiana 0-5
Iowa 2-1
Maryland 2-2
Michigan 0-2
Michigan State 0-1
Nebraska 1-0
Northwestern 1-3
Ohio State 1-1
Penn State 0-1
Purdue 1-1
Rutgers 1-0
Wisconsin 0-4

Big West Conference

LSU Record vs. Big West: 5-2
Cal State Fullerton 1-0
UC-Irvine 2-0
UC Santa Barbara 1-0
Hawaii 0-1
Pacific 1-1

Colonial Athletic Association

LSU Record vs. Colonial: 7-1
Charleston 1-1
Delaware 1-0
UNCW 4-0
Towson 1-0

Conference USA

LSU Record vs. C-USA: 43-31
Louisiana Tech 10-1
Middle Tennessee 1-0
North Texas 1-1
Old Dominion 0-1
Rice 17-25
Southern Miss 6-1
UAB 3-1
UTEP 2-1
Western Kentucky 3-0

Horizon League

LSU Record vs. Horizon: 4-0
Cleveland State 1-0
Illinois-Chicago 1-0
Oakland 1-0
Wright State 1-0

Ivy Group

LSU Record vs. Ivy: 3-1
Cornell 3-0
Yale 0-1

Metro Atlantic Conference

LSU Record vs. Metro Atl.: 8-3
Canisius 0-2
Iona 3-1
Marist 2-0
Niagara 1-0
St. Peter's 2-0

Mid-American Conference

LSU Record vs. Mid-America: 1-1
Ball State 0-1
Central Michigan 1-0

Mid-Eastern Athletic Conference

LSU Record vs. MEAC: 5-2
Coppin State 0-1
Delaware State 1-0
Howard 1-0
Norfolk State 1-0
North Carolina A&T 1-1
Savannah State 1-0

Missouri Valley Conference

LSU Record vs. MVC: 4-7
Drake 1-0
Evansville 0-1
Loyola (Ill.) 2-0
Northern Iowa 0-2
Wichita State 1-4

Mountain West Conference

LSU Record vs. MW: 10-9
Boise State 1-1
Fresno State 1-2
Nevada 1-1
UNLV 3-3
Utah State 1-2
Wyoming 3-0

Northeast Conference

LSU Record vs. Northeast: 5-1
Central Connecticut State 1-0
Farleigh Dickinson 1-0
Long Island 0-1
Robert Morris 1-0
St. Francis (N.Y.) 1-0
St. Francis (Pa.) 1-0

Ohio Valley Conference

LSU Record vs. OVC: 8-0
Belmont 1-0
Morehead State 1-0
Southeast Missouri State 1-0
Tennessee-Martin 4-0
Tennessee State 1-0

Pacific 12 Conference

LSU Record vs. Pac-12: 18-30
Arizona 3-3
Arizona State 0-1
California 2-1
Oregon 0-1
Oregon State 5-1
Southern California 1-6
Stanford 2-2
UCLA 0-7
Utah 1-3
Washington 2-3
Washington State 2-2

Patriot League

LSU Record vs. Patriot: 9-3
American 1-0
Army 1-1
Boston University 2-0
Colgate 2-0
Holy Cross 1-1
Lafayette 2-0
Navy 0-1

Southern Conference

LSU Record vs. Southern: 8-2
Chattanooga 1-0
Furman 0-1
Mercer 3-0
Samford 3-1
VMI 1-0

Southland Conference

LSU Record vs. Southland: 88-13
Houston Baptist 1-0
Lamar 3-1
McNeese State 24-0
New Orleans 11-4
Nicholls State 17-1
Northwestern State 18-6
Sam Houston State 2-0
Southeastern Louisiana 11-1
Texas A&M Corpus Christi 1-0

Southwestern Athletic Conference

LSU Record vs. SWAC: 22-1
Alcorn State 2-0
Grambling State 3-0
Jackson State 3-1
Mississippi Valley State 2-0
Prairie View 3-0
Southern 8-0
Texas Southern 1-0

Summit League

LSU Record vs. Summit: 5-2
Oral Roberts 5-2

Sun Belt Conference

LSU Record vs. Sun Belt: 52-3
Appalachian State 1-0
Arkansas State 2-1
Georgia State 1-0
Louisiana-Lafayette 36-10
Louisiana-Monroe 5-0
South Alabama 3-1
Troy 4-1

West Coast Conference

LSU Record vs. WCC: 5-1
BYU 1-1
Loyola Marymount 2-0
Santa Clara 1-0
Pacific 1-1

Western Athletic Conference

LSU Record in WAC: 4-0
San Francisco 1-0
Texas-Pan American 3-0

2015 – Legends Classic

Brooklyn, New York (0-2)
Nov. 23 – Marquette 81, LSU 80
Nov. 24 – NC State 83, LSU 72 (OT)

2014 – Paradise Jam

U.S. Virgin Islands (1-2)
Nov. 21 – Old Dominion 70, LSU 61
Nov. 22 – LSU 72, Weber State 58
Nov. 24 – Clemson 64, LSU 61

2013 – Old Spice Classic

Orlando, Fla (2-1)
Nov. 28 – LSU 82, Saint Joseph’s 65
Nov. 29 – Memphis 76, LSU 69
Dec. 1 – LSU 70, Butler 68 (ot)

2011 – Charleston Classic

Charleston, S.C. (2-1)
Nov. 17 – Northwestern 88, LSU 82
Nov. 18 – LSU 76, Western Kentucky 57
Nov. 20 – LSU 59, Georgia Tech 50

2009 – Pre-Season NIT

Baton Rouge, New York City (2-2)
Nov. 16 – LSU 56, Indiana State 45
Nov. 17 – LSU 71, Western Kentucky 60
Nov. 25 – Connecticut 81, LSU 55
Nov. 27 – Arizona State 71, LSU 52

2008 – LSU Invitational

Baton Rouge (4-0)
Nov. 20 – LSU 77, Alcorn State 45
Nov. 23 – LSU 91, Northwestern State 60
Nov. 28 – LSU 64, Centenary 58
Nov. 30 – LSU 92, Troy 57

2007 – EA Sports Maui Classic

Lahaina, Maui, Hawaii (1-2)
Nov. 19 – Oklahoma State 83, LSU 77
Nov. 20 – LSU 82, Chaminade 78
Nov. 21 – Arizona State 87, LSU 84 (ot)

2006 – Hispanic College Funds Classic

Baton Rouge, La. (3-0)
Dec. 27 – LSU 71, Wright State 45
Dec. 28 – LSU 92, Miss. Valley State 58
Dec. 29 – LSU 60, Samford 45

2005 – Las Vegas Holiday Classic

Baton Rouge, Las Vegas (1-2)
Dec. 19 – Northern Iowa 54, LSU 50
Dec. 22 – LSU 75, UA-Monticello 48
Dec. 23 – Cincinnati 75, LSU 72

2004 – LSU Louisiana Classic

Baton Rouge (2-0)
Nov. 19 – LSU 83, Tulane 58
Nov. 21 – LSU 83, Louisiana-Lafayette 69

2002 – Hispanic College Funds Classic

Baton Rouge (2-0)
Nov. 22 – LSU 68, Nicholls State 24
Nov. 24 – LSU 71, South Alabama 62

2001 – Hilo Thanksgiving Classic

Hilo, Hawaii (2-1)
Nov. 23 – Weber State 75, LSU 74 (ot)
Nov. 24 – LSU 64, Hawaii-Hilo 62
Nov. 25 – LSU 84, Mercer 54

1999 – Hawaii Pacific Classic

Honolulu, Hawaii (3-0)
Nov. 26 – LSU 87, Oakland 80
Nov. 27 – LSU 103, Wyoming 86
Nov. 28 – LSU 95, Fresno State 85

1996 – Maui Classic

Lahaina, Maui, Hawaii (1-2)
Nov. 25 – Kansas 82, LSU 53
Nov. 26 – LSU 70, Iowa 60
Nov. 27 – South Carolina 74, LSU 68

1995 – Hawaii Tipoff Classic

Honolulu, Hawaii (0-2)
Nov. 24 – Saint Louis 79, LSU 70
Nov. 26 – Dayton 86, LSU 73

1992 – Maui Invitational

Lahaina, Maui, Hawaii (1-2)
Dec. 21 – LSU 72, Stanford 63
Dec. 22 – Duke 96, LSU 76
Dec. 23 – Memphis 70, LSU 68

1989 – Preseason NIT

Baton Rouge (1-1)
Nov. 15 – LSU 91, Southern Miss 80

Nov. 17 – Kansas 89, LSU 83

1988 – Chaminade Classic

Honolulu, Hawaii (3-0)
Dec. 28 – LSU 101, Morehead State 88
Dec. 29 – LSU 94, Chaminade 79
Dec. 30 – LSU 90, Nebraska 87

1987 – UNLV/Bud Light Classic

Las Vegas, Nev. (0-2)
Dec. 28 – Northern Iowa 90, LSU 80
Dec. 29 – UNLV 78, LSU 59

1987 – LSU Invitational

Baton Rouge (2-0)
Dec. 4 – LSU 86, Nicholls State 62
Dec. 5 – LSU 98, Southern 77

1986 – LSU Invitational

Baton Rouge (1-1)
Dec. 19 – LSU 77, Hardin-Simmons 71
Dec. 20 – New Orleans 82, UNO 71

1986 – BYU-Hawaii Tournament

Honolulu, Hawaii (3-0)
Dec. 29 – LSU 93, West Virginia State 76
Dec. 30 – LSU 117, Illinois-Chicago 84
Dec. 31 – LSU 85, BYU-Hawaii 70

1985 – LSU Invitational

Baton Rouge (2-0)
Dec. 20 – LSU 82, Southeastern La. 61
Dec. 21 – LSU 91, Southern 83

1985 – Hawaii BYU Tourney

Honolulu, Hawaii (4-0)
Nov. 30 – LSU 89, BYU-Hawaii 71
Dec. 1 – LSU 101, Hawaii Pacific 89
Dec. 2 – LSU 77, Hawaii-Loa 68
Dec. 3 – LSU 70, Hawaii-Hilo 61

1982 – Hawaii Tipoff Tournament

Honolulu, Hawaii (2-1)
Nov. 26 – LSU 75, Chaminade 62
Nov. 27 – LSU 98, Hawaii Pacific 76
Nov. 28 – Hawaii 68, LSU 66

1981 – Sugar Bowl Classic

New Orleans (1-1)
Dec. 28 – LSU 70, Wake Forest 64
Dec. 29 – Houston 73, LSU 69

1980 – Great Alaskan Shootout

Anchorage, Alaska (2-1)
Nov. 28 – LSU 79, Colgate 61
Nov. 29 – Arkansas 86, LSU 76
Nov. 30 – LSU 76, Georgetown 67

1975 – Louisiana Classic

Baton Rouge (2-0)
Nov. 28 – LSU 109, CCNY 73
Nov. 29 – LSU 85, California 68

1974 – Carolina Classic

Columbia, S.C. (1-1)
Dec. 20 – LSU 105, Duke 95
Dec. 21 – South Carolina 77, LSU 64

1972 – Big Blue Classic

Logan, Utah (1-1)
Dec. 29 – Utah State 104, LSU 83
Dec. 30 – LSU 82, Weber State 80

LSU has won
14 tournament
titles, the last
the 2008 LSU
Invitational



Pete Maravich

1971 – Astro-Bluebonnet Classic

Houston, Texas (0-2)
Dec. 27 – Houston 100, LSU 66
Dec. 28 – Texas A&M 73, LSU 68

1970 – All-College Tournament

Oklahoma City, Okla. (2-1)
Dec. 26 – LSU 91, DePaul 72
Dec. 28 – LSU 89, Montana State 77
Dec. 30 – Utah State 97, LSU 81

1969 – Rainbow Classic

Honolulu, Hawaii (2-1)
Dec. 27 – LSU 88, SUB PAC 80
Dec. 29 – LSU 80, St. John’s 70
Dec. 30 – Yale 97, LSU 94

1968 – All-College Tournament

Oklahoma City, Okla. (3-0)
Dec. 26 – LSU 84, Wyoming 78
Dec. 28 – LSU 101, Oklahoma City 85
Dec. 30 – LSU 94, Duquesne 91

1967 – Milwaukee Classic

Milwaukee, Wisc. (0-2)
Dec. 15 – Wisconsin 96, LSU 94
Dec. 16 – Florida State 130, LSU 100

1966 -- Poinsettia Classic

Greenville, S. C. (0-2)
Dec. 29 – Clemson 102, LSU 82
Dec. 30 – Rice 88, LSU 69

1965 – Los Angeles Classic

Los Angeles, Calif. (0-3)
Dec. 27 – UCLA 95, LSU 89
Dec. 29 – St. John’s 102, LSU 62
Dec. 30 – Northwestern 92, LSU 86

1964 – All-College Tournament

Oklahoma City, Okla. (1-2)
Dec. 28 – Xavier (Ohio) 93, LSU 87
Dec. 29 – LSU 79, Rice 63
Dec. 30 – Creighton 93, LSU 79

1964 – Evansville Tournament

Evansville, Ind. (1-1)
Dec. 18 – LSU 88, Denver 82
Dec. 19 – Evansville 93, LSU 73

1963 – Far West Classic

Portland, Ore. (1-2)
Dec. 26 – Oregon State 87, LSU 57
Dec. 28 – LSU 92, Iowa 81
Dec. 30 – Seattle 92, LSU 84

1963 – VPI Tournament

Blacksburg, Va. (0-2)
Dec. 20 – Va. Tech 72, LSU 64
Dec. 21 – Maryland 75, LSU 65

1962 – Hurricane Classic
Miami, Fla. (1-1)
 Dec. 27 – Pittsburgh 96, LSU 73
 Dec. 28 – LSU 55, Cornell 48

1961 – Sugar Bowl Classic
New Orleans, La. (1-1)
 Dec. 29 – LSU 84, Louisville 70
 Dec. 30 – Miss. State 73, LSU 51

1961 – Birmingham Classic
Birmingham, Ala. (1-1)
 Dec. 15 – Auburn 67, LSU 50
 Dec. 16 – LSU 72, Alabama 63

1960 – Poinsettia Classic
Greenville, S.C. (0-2)
 Dec. – Furman 56, LSU 55 (3ot)
 Dec. – BYU 67, LSU 57

1959 – Gator Bowl Tournament
Jacksonville, Fla. (0-2)
 Dec. 29 – Georgia 79, LSU 67

Dec. 30 – Jacksonville 72, LSU 63

1958 – Gator Bowl Tournament
Jacksonville, Fla. (2-0)
 Dec. 29 – LSU 63, Georgia 60
 Dec. 30 – LSU 69, Ole Miss 55

1957 – Carousel Invitational
Charlotte, N. C. (1-2)
 Dec. 19 – LSU 80, Lafayette 72
 Dec. 20 – Alabama 60, LSU 50
 Dec. 21 – Tennessee 63, LSU 62


1956 – Louisiana Invitational
Shreveport, La. (1-2)
 Dec. 27 – LSU 88, VMI 67
 Dec. 28 – Centenary 83, LSU 75
 Dec. 29 – Northwestern State 103, LSU 75
1955 – Gator Bowl Tournament
Jacksonville, Fla. (1-1)
 Dec. 28 – Clemson 100, LSU 95
 Dec. 29 – LSU 91, Georgia 86

1953 – Sugar Bowl Classic
New Orleans, La. (1-1)
 Dec. 28 – LSU 65, Fordham 49
 Dec. 29 – Holy Cross 66, LSU 56

1952 – Sugar Bowl Classic
New Orleans, La. (2-0)
 Dec. 29 – LSU 100, Villanova 94
 Dec. 30 – LSU 70, Saint Louis 67

1950 – San Antonio Invitational
San Antonio, Texas (1-1)
 Dec. 22 – Texas 68, LSU 55
 Dec. 23 LSU 64, Alabama 58

1947 – Fort Worth Collegiate
Fort Worth, Texas (2-1)
 Dec. 29 – Texas A&M 45, LSU 44
 Dec. 30 – LSU 62, Hardin-Simmons 46
 Dec. 31 – LSU 52, TCU 46



Chris Jackson was All-Tourney in 1988 Chaminade Classic, won by LSU.



Glen Davis helped LSU to the 2006 Hispanic College Funds Classic.

RECORD FROM IN-SEASON TOURNAMENT LOCATIONS

All-College Tournament – Oklahoma City 6-3
 Big Blue Classic – Logan, Utah 1-1
 Birmingham Classic – Birmingham, Ala. 1-1
 Bluebonnet Classic – Houston, Texas 0-2
 BYU-Hawaii events – Honolulu, Hawaii 7-0
 Carolina Classic – Columbia, S.C. 1-1
 Carousel Invitational – Charlotte, N.C. 1-2
 Chaminade Classic – Honolulu, Hawaii 3-0
 Charleston Classic – Charleston, S.C. 2-1
 Evansville Tournament – Evansville, Ind. 1-1
 Far West Classic – Portland, Ore. 1-2
 Fort Worth Collegiate – Fort Worth, Texas 2-1
 Gator Bowl Invitational – Jacksonville, Fla. 3-3
 Great Alaskan Shootout – Fairbanks, Alaska 2-1
 Hawaii Pacific Classic – Honolulu, Hawaii 3-0
 University of Hawaii events – Honolulu Hawaii 4-4
 Hilo Thanksgiving Classic – Hilo, Hawaii 2-1

Hispanic College Funds Classic – Baton Rouge 5-0
 Hurricane Classic – Miami 1-1
 Las Vegas Classic – Las Vegas, Nev. 1-4
 Legends Classic – Brooklyn, N. Y. 0-2
 Los Angeles Classic – Los Angeles 0-3
 Louisiana Invitational – Shreveport 1-2
 LSU Invitational/Classic – Baton Rouge 13-1
 Maui Classic – Lahaina, Maui 3-6
 Milwaukee Classic – Milwaukee 0-2
 Old Spice Classic – Orlando, Fla. 2-1
 Paradise Jam – V.S. Virgin Islands 1-2
 Poinsettia Classic – Greenville, S.C. 0-4
 Pre-Season NIT – Baton Rouge/NYC 3-4
 San Antonio Invitational – San Antonio, Texas 1-1
 Sugar Bowl Classic – New Orleans 5-3
 VPI Tournament – Blacksburg, Va. 0-2

20 NCAA Tournament Appearances

1953 1954 1979 1980 1981 1984 1985 1986
1987 1988 1989 1990 1991 1992 1993 2000
2003 2005 2006 2009 2015

1953 NCAA Tournament**Coach Harry Rabenhorst • LSU #7**

East Regional - Raleigh, N. C.

March 13 - LSU 89, Lebanon Valley 76 (Regional Semifinals)

March 14 - LSU 81, Holy Cross 73 (Regional Finals)

Final Four - Kansas City, Mo.

March 17 - #1 Indiana 80, LSU 67 (National Semifinals)

March 18 - #4 Washington 88, LSU 69 (National 3rd Place Game)

1954 NCAA Tournament**Coach Harry Rabenhorst • LSU #8**

East Regional - Iowa City, Iowa

March 12 - Penn State 78, LSU 70 (Regional Semifinals)

March 13 - #2 Indiana 73, LSU 62 (Regional Third Place Game)

1979 NCAA Tournament**Coach Dale Brown • LSU #9/#7**

Mideast Regional - Bloomington, Ind.

March 10 - LSU 71, Appalachian State 57 (Second Round)

Mideast Regional - Indianapolis, Ind.

March 16 - #3 Michigan State 87, LSU 71 (Regional Semifinals)

1980 NCAA Tournament**Coach Dale Brown • LSU #3**

Midwest Regional - Denton, Texas

March 9 - LSU 98, Alcorn State 88 (Second Round)

Midwest Regional - Houston, Texas

March 14 - LSU 68, #16 Missouri 63 (Regional Semifinals)

March 16 - Louisville 86, #3 LSU 66 (Regional Finals)

1981 NCAA Tournament**Coach Dale Brown • LSU #4**

Midwest Regional - Austin, Texas

March 14 - LSU 100, Lamar 78 (Second Round)

Midwest Regional - New Orleans, La.

March 20 - LSU 72, #20 Arkansas 56 (Regional Semifinals)

March 22 - LSU 96, Wichita State 85 (Regional Finals)

NCAA Final Four - Philadelphia, Pa.

March 28 - #9 Indiana 67, LSU 49 (National Semifinals)

March 30 - #5 Virginia 78, LSU 74 (National Third Place Game)

1984 NCAA Tournament**Coach Dale Brown • LSU NR**

West Regional - Salt Lake City, Utah

March 15 - Dayton 74, LSU 66 (First Round)

1985 NCAA Tournament**Coach Dale Brown • LSU #20**

Southeast Regional - Dayton, Ohio

March 15 - Navy 78, LSU 55 (First Round)

1986 NCAA Tournament**Coach Dale Brown • LSU NR**

Southeast Regional - Baton Rouge, La.

March 13 - LSU 94, Purdue 87 (2 ot) (First Round)

March 15 - LSU 83, #12 Memphis State 81 (Second Round)

Southeast Regional - Atlanta, Ga.

March 20 - LSU 70, #6 Georgia Tech 64 (Regional Semifinals)

March 22 - LSU 59, #3 Kentucky 57 (Regional Finals)

NCAA Final Four - Dallas, Texas

March 29 - #7 Louisville 88, LSU 77 (National Semifinals)

1987 NCAA Tournament**Coach Dale Brown • LSU NR**

Midwest Regional - Chicago, Ill.

March 13 - LSU 85, Georgia Tech 79 (First Round)

March 15 - LSU 72, #8 Temple 62 (Second Round)

Midwest Regional - Cincinnati, Ohio

March 20 - LSU 63, #5 DePaul 58 (Regional Semifinals)

March 22 - #3 Indiana 77, LSU 76 (Regional Finals)

1988 NCAA Tournament**Coach Dale Brown • LSU NR**

East Regional - Hartford, Conn.

March 18 - Georgetown 66, LSU 63 (First Round)

1989 NCAA Tournament**Coach Dale Brown • LSU NR**

West Regional - Tucson, Ariz.

March 17 - Texas-El Paso 85, LSU 74 (First Round)

1990 NCAA Tournament**Coach Dale Brown • LSU #19**

Southeast Regional - Knoxville, Tenn.

March 15 - LSU 70, Villanova 63 (First Round)

March 17 - Georgia Tech 94, LSU 91 (Second Round)

1991 NCAA Tournament**Coach Dale Brown • LSU #22**

Midwest Regional - Minneapolis, Minn.

March 14 - Connecticut 79, LSU 62 (First Round)

1992 NCAA Tournament**Coach Dale Brown • LSU #25**

West Regional - Boise, Idaho

March 19 - LSU 94, Brigham Young 83 (First Round)

March 21 - #5 Indiana 89, LSU 79 (Second Round)

1993 NCAA Tournament**Coach Dale Brown • LSU NR**

Midwest Regional - Chicago, Ill.

March 18 - California 66, LSU 64 (First Round)

2000 NCAA Tournament**Coach John Brady • LSU #10**

West Regional - Salt Lake City

March 16 - LSU 64, SE Missouri St. 61

March 18 - LSU 72, #15 Texas 67

West Regional - Albuquerque, N.M.

March 23 - Wisconsin 61, LSU 48

2003 NCAA Tournament

Coach John Brady • LSU NR

First Round - Birmingham, Ala.
March 21 - Purdue 80, LSU 56

2005 NCAA Tournament

Coach John Brady • LSU NR

First Round - Boise, Idaho
March 17 - UAB 82, LSU 68

2006 NCAA Tournament

Coach John Brady • LSU #19

First and Second Round - Jacksonville, Fla.
March 16 - LSU 80, Iona 64
March 18 - LSU 58, Texas A&M 57

Regional Round - Atlanta, Ga.

March 23 - LSU 62, #1 Duke 54

March 25 - LSU 70, #9 Texas 60 (ot)

NCAA Final Four - Indianapolis, Ind.

April 1 - #17 UCLA 59, LSU 45

2009 NCAA Tournament

Coach Trent Johnson • LSU #21

First and Second Round -- Greensboro, N. C.

March 19 - LSU 75, Butler 71

March 21 - North Carolina 84, LSU 70

2015 NCAA Tournament

Coach Johnny Jones • LSU NR

Second Round -- Pittsburgh, Pa.

March 19 - NC State 66, LSU 65

7 NIT Appearances

1970 1982 1983 2002 2004 2012 2014

1970

National Invitation Tournament
Coach Press Maravich • LSU NR

Madison Square Garden - New York, New York
March 15 - LSU 83, Georgetown 82 (First Round)
March 17 - LSU 97, Oklahoma 94 (Quarterfinals)
March 19 - #8 Marquette 101, LSU 79 (Semifinals)
March 21 - Army 75, LSU 68 (Third Place Game)

1982

National Invitation Tournament
Coach Dale Brown • LSU NR

First Round - Baton Rouge, La.
March 12 -- Tulane 83, LSU 72

1983

National Invitation Tournament
Coach Dale Brown • LSU NR

First Round - Baton Rouge, La.
March 16 - New Orleans 99, LSU 94 (ot)

2002

National Invitation Tournament
Coach John Brady • LSU NR

First Round - Iowa City, Iowa
March 13 - LSU 63, Iowa 61
Second Round - Baton Rouge, La.
March 19 - Ball State 75, LSU 65

2004

National Invitation Tournament
Coach John Brady • LSU NR

First Round - Norman, Okla.
March 17 - Oklahoma 70, LSU 61

2012

National Invitation Tournament
Coach Trent Johnson • LSU NR

First Round - Eugene, Ore.
March 18 - Oregon 96, LSU 76

2014

National Invitation Tournament
Coach Johnny Jones • LSU NR

First Round - San Francisco, Calif.
March 19 - LSU 71, San Francisco 63
Second Round - Dallas, Texas
March 24 - SMU 80, LSU 67



LSU's First NCAA Final Four Heroes

One of the most recent reunions of NCAA Final Four teams at LSU brought back the group that will always be known as the first - the 1953 LSU Tigers, who were back in 2013 for a reminder to LSU fans about their magical journey to college basketball's pinnacle now 60-plus years ago.

Eight members of the team returned to campus and were honored with a Tipoff Club function prior to a hero's welcome on the floor of the Maravich Center.

Kenny Bridges, Ned Clark, Bob Freshley, Don Loughmiller, Benny McArdle, Bob Pettit, Charlie Roberts and Don Sebastian were back.

The 1953 team coached by Harry Rabenhorst won the Southeastern Conference that year and advanced to the national semifinals. It wasn't known

as "The Final Four" yet, just the semifinal game of a national tournament. But the memories are still there of a magical time for these players.

Pettit would go on to legendary status at LSU and the NBA and he would have his number retired by LSU. But the 1953 season for the LSU Tigers was the story of a team that had a cast of players who could all contribute.

Their return visit in 2013, 20 years from the last time they were all together for an LSU basketball weekend, gave us a look back at a magical journey in the 1950s era of LSU and college basketball.

LSU offers condolences to the family of point guard Benny McArdle, who passed away shortly after the conclusion of the 2015-16 season.

LSU NCAA Final Four Teams

1953 — 22-3, SEC CHAMPIONS

Coach Harry Rabenhorst
Assistant Coach Don Chaney
Manager Fred Poerschke
Don Belcher
P. Brayman
Kenny Bridges

Ned Clark
Bob Freshley
Leslie Jones
Bill Lee
Don Loughmiller
Norman Magee

Darrell McArdle
James McNeilly
Bob Pettit
Charley Roberts
Darrell Schultz

1981 NCAA Final Four Tigers

31-5 SEC CHAMPIONS

Coach Dale Brown
Associate Coach Ron Abernathy
Assistant Coach Rick Huckabay
Assistant Coach Jordy Hultberg
Trainer Dr. Martin Broussard
Manager Stan Harris
Mark Alcorn

J. Brian Bergeron
Tyrone Black
Howard Carter
Andy Campbell
Greg Cook
Joe Costello
Matt England

Johnny Jones
Brian Kistler
Durand Macklin
Ethan Martin
Leonard Mitchell
Willie Sims
John Tudor

1986 NCAA Final Four Tigers

26-12

Coach Dale Brown
Associate Coach Ron Abernathy
Assistant Coach Bo Bahnsen
Assistant Coach Johnny Jones
Ricky Blanton
Oliver Brown

Neboisha Bukumirovich
Ocie Conley
Zoran Jovanovich
Don Redden
Derrick Taylor
Jose Vargas

John Williams
Anthony Wilson
Edwin Wilson
Bernard Woodside

2006 NCAA Final Four Tigers

27-9 SEC CHAMPIONS

Coach John Brady
Associate Head Coach Butch Pierre
Assistant Coach Nikita Johnson
Assistant Coach John Treloar
Administrative Assist. Scott Soprych
Trainer Shawn Eddy
Strength Coach Jeff Dillman

Manager Chris Heine
Manager Jason Reed
Manager Louis Ruffino
Glen Davis
Alex Farrer
David Fleshman
Chris Johnson
Darnell Lazare

Dameon Mason
Tack Minor
Darrel Mitchell
Tasmin Mitchell
Magnum Rolle
Garrett Temple
Tyrus Thomas
Ben Voogd

LSU Players Who Have Participated in Three or More NCAA Tournaments

FOUR

Ricky Blanton	1985-86-88-89
Oliver Brown	1984-85-86-87
Neboisha Bukumirovich	1985-86-87-88
Geert Hammink	1989-91-92-93
Vernel Singleton	1989-90-91-92
Jose Vargas	1985-86-87-88
Anthony Wilson	1984-85-86-87
Bernard Woodside	1985-86-87-88

THREE

Harold Boudreaux	1990-91-92
Brian Bergeron	1979-80-81
Andy Campbell	1979-80-81
Greg Cook	1979-80-81
Mike Hansen	1991-92-93
Rich Krajewski	1989-90-91
Ethan Martin	1979-80-81
Darrel Mitchell	2003-05-06
Shaquille O'Neal	1990-91-92
Wayne Sims	1989-90-91
Willie Sims	1979-80-81
Derrick Taylor	1984-85-86
Maurice Williamson	1990-92-93
Nikita Wilson	1984-85-87



The Tigers practice at the RCA Dome prior to the 2006 NCAA Final Four.

SEC Final Four Appearances

	APPEARANCES	COACHES
Kentucky	17	Adolph Rupp (6), John Calipari (4), Joe Hall (3), Rick Pitino (3), Tubby Smith (1),
Florida	5	Lon Kruger (1), Billy Donovan (4)
LSU	4	Dale Brown (2), Harry Rabenhorst (1), John Brady (1)
Arkansas	2	Nolan Richardson (2)
Georgia	1	Hugh Durham (1)
Miss. State	1	Richard Williams (1)

SEC in NCAA

	SWEET	ELITE	FF	NCAA TITLES
Alabama	16	8	0	0
Arkansas	14	8	6	1
Auburn	4	1	0	0
Florida	9	8	5	2
Georgia	2	1	1	0
Kentucky	44	34	17	8
LSU	9	6	4	0
Ole Miss	1	0	0	0
Miss. State	3	1	1	0
South Carolina	3	0	0	0
Tennessee	7	1	0	0
Texas A&M	1	0	0	0
Vanderbilt	6	1	0	0

TEAM	RECORD	LAST PLAYED	LAST PLAYED	TEAM	RECORD
UAB	0-1	2005	Marquette	0-1	1970
Alcorn State	1-0	1980	Memphis	1-1	1986
Appalachian St.	1-0	1979	Michigan State	1-0	1979
Arkansas	1-0	1981	Missouri	1-0	1980
Army	0-1	1970	Navy	0-1	1985
Ball State	0-1	2002	NC State	0-1	2015
Brigham Young	1-0	1992	New Orleans	0-1	1983
Butler	1-0	2009	North Carolina	0-1	2009
California	0-1	1993	Oklahoma	1-1	2004
Connecticut	0-1	1991	Penn State	0-1	1954
Dayton	0-1	1984	Purdue	1-1	2003
DePaul	1-0	1987	San Francisco	0-1	2014
Duke	1-0	2006	SE Mo. State	1-0	2000
Georgetown	1-0	1970	SMU	0-1	2014
Georgia Tech	2-1	1990	Temple	1-0	1987
Holy Cross	1-0	1953	Texas	2-0	2006
Indiana	0-5	1992	Texas A&M	1-0	2006
Iona	1-0	2006	Tulane	0-1	1982
Iowa	1-0	2002	UCLA	0-1	2006
Kentucky	1-0	1986	UTEP	0-1	1989
Lamar	1-0	1981	Villanova	1-0	1990
Lebanon Valley	1-0	1953	Virginia	0-1	1981
Louisville	0-2	1986	Washington	0-1	1953
			Wichita State	1-0	1981
			Wisconsin	0-1	2000

LSU vs. All NCAA/NIT Opponents

CITY	RECORD	LAST PLAYED	LAST CITY	RECORD	PLAYED
Albuquerque, N. M.	0-1	2000	Indianapolis, Ind.	0-2	2006
Atlanta, Ga.	4-0	2006	Iowa City, Iowa	1-2	2002
Austin, Texas	1-0	1981	Jacksonville, Fla.	2-0	2006
Baton Rouge, La.	2-3	2002	Kansas City, Mo.	0-2	1953
Birmingham, Ala.	0-1	2003	Knoxville, Tenn.	1-1	1990
Boise, id.	1-2	2005	Minneapolis, Minn.	0-1	1991
Chicago, Ill.	2-1	1993	New Orleans, La.	2-0	1981
Cincinnati, Ohio	1-1	1987	New York, N.Y.	2-2	1970
Dallas, Texas	0-2	2014	Norman, Okla.	0-1	2004
Dayton, Ohio	0-1	1985	Philadelphia, Pa.	0-2	1981
Denton, Texas	1-0	1980	Pittsburgh, Pa.	0-1	2015
Eugene, Ore.	0-1	2012	Raleigh, N.C.	2-0	1953
Greensboro, N. C.	1-1	2009	San Francisco	1-0	2014
Hartford, Conn.	0-1	1988	Salt Lake City	2-1	2000
Houston, Texas	1-1	1980	Tucson, Ariz.	0-1	1989

LSU Record at NCAA/NIT Sites

SEC IN POSTSEASON TOURNAMENTS

NCAA TOURNAMENT

SCHOOL	APP.	W - L	PCT.
Kentucky	54	117-48	.709
Arkansas	29	40-29	.580
Missouri	26	22-26	.458
LSU	20	24-23	.511
Tennessee	20	19-21	.475
Alabama	19	18-19	.486
Florida	17	39-15	.722
Vanderbilt	14	10-15	.400
Texas A&M	13	11-14	.440
Miss. State	10	11-10	.524
Auburn	8	12-8	.600
Georgia	8	5-8	.385
South Carolina	8	4-9	.308
Ole Miss	7	4-7	.364

National Invitation Tournament

SCHOOL	APP.	W - L	PCT.
Alabama	13	23-16	.589
Tennessee	13	13-13	.500
Georgia	13	13-13	.500
South Carolina	12	22-10	.687
Vanderbilt	11	18-10	.642
Ole Miss	11	13-11	.542
Florida	10	13-12	.520
Kentucky	9	13-7	.650
Miss. State	8	7-8	.467
Missouri	8	2-8	.200
LSU	7	4-8	.333
Texas A&M	6	6-6	.500
Auburn	6	4-6	.400
Arkansas	3	5-4	.571

LSU Coaches Post-Season Appearances

	TOTAL	NCAA	NIT
Dale Brown	15	13	2
John Brady	6	4	2
Johnny Jones	2	1	1
Harry Rabenhorst	2	2	0
Trent Johnson	2	1	1
Press Maravich	1	0	1

LSU in the Associated Press Poll

YEAR	PS	1	2	3	4	5	6	7	8	9	10	11	12	13	14	15	16	17	18	19	DATES
1952-53		10	8	17	11	14	14	11	10	8	6	6	5	7	5						Dec. 16-March 24
1953-54		10	5	14	18	16	12	14	17	17	13	12	7	8	14						Dec. 8-March 23
1969-70			15																		Dec. 9-March 10
1978-79	14	11	12	11	10	7	7	5	9	9	9	8	6	5	8	9	7				Nov. 28-March 13
1979-80	7	6	6	7	5	4	6	14	11	10	7	6	5	5	3						Dec. 4-March 4
1980-81	12	15	11	10	10	10	9	6	5	4	4	4	4	2	3	4					Dec. 2-March 10
1981-82	17																				Dec. 1-March 9
1983-84	11	12	9	10	11	9	9	11	15	10	14	20	17								Nov. 29-March 13
1984-85	14	16	13	19	19	18	14									19	20				Nov. 27-March 12
1985-86	14	12	11	11	9	9	8	8	14	14	17										Nov. 26-March 11
1988-89													19		20						Nov. 22-March 14
1989-90	2	9	9	9	8	9	11	14	13	16	14	11	9	12	15	16	19				Nov. 27-March 13
1990-91	14	20	18	12	10	15	14	20	20	16	14	19	20	19	18	16	22				Nov. 27-March 12
1991-92	6	9	16	25								22	20			23	23	25			Nov. 25-March 16
1993-94					25																Nov. 22-March 14
1999-00									21	24			22	25	16	15	12	10	10		Nov. 16-March 14
2002-03								24	21		23										Nov. 19-March 18
2003-04															24						Nov. 25-March 16
2005-06				25										24		25	24	21	18	19	Nov. 15-March 14
2006-07	5	7	6	10	9	12	12	17	14	13	16	21									Nov. 14-March 13
2008-09															23	18	12	20	21		Nov. 10-March 16
2015-16	21	21	23	22																	

Wins Against Teams Ranked Top Three in AP Poll

No.1

LSU 95, No. 1 Kentucky 94 (ot) - Baton Rouge - Feb. 11, 1978
 LSU 66, No. 1 Arizona 65 - Baton Rouge - Dec. 21, 2002
 No. 19 LSU 62, No. 1 Duke 54 - Atlanta, Ga. - March 23, 2006

No.2

LSU 82, No. 2 Georgetown 80 - New Orleans - Jan. 28, 1989
 No. 18 LSU 92, No. 2 Arizona 82 - Baton Rouge - Dec. 8, 1990

No.3

No. 6 LSU 81, No. 3 Kentucky 67 - Baton Rouge - Jan. 19, 1981
 LSU 59, No. 3 Kentucky 67 - Baton Rouge - Jan. 19, 1981
 LSU 66, No. 3 Florida 56 - Baton Rouge - Feb. 24, 2006

LSU's Record as a Ranked Team in AP Poll

RK	W	L	PCT.
1			
2	2	2	.500
3	3	2	.600
4	13	4	.765
5	14	4	.778
6	12	2	.857
7	14	4	.778
8	10	6	.625
9	21	6	.778
10	20	6	.769
11	23	2	.920
12	16	5	.762
13	6	3	.667
14	23	8	.742
15	9	2	.818
16	10	6	.625
17	9	5	.643
18	8	3	.727
19	13	4	.765
20	9	5	.643
21	6	5	.545
22	2	5	.286
23	7	3	.700
24	4	4	.500
25	6	3	.667
TOTALS	260	99	.73.0%

LSU's Record vs. Ranked Teams in AP Poll

RK	W	L	PCT.
1	3	18	.143
2	3	14	.176
3	3	10	.231
4	0	19	.000
5	6	17	.261
6	5	10	.333
7	5	13	.278
8	4	13	.235
9	5	14	.263
10	3	9	.250
11	5	10	.333
12	1	9	.100
13	2	11	.154
14	3	9	.250
15	3	11	.214
16	7	7	.500
17	2	10	.167
18	5	10	.333
19	2	5	.286
20	4	6	.400
21	0	7	.000
22	5	5	.500
23	0	3	.000
24	2	4	.333
25	0	5	.000
TOTALS	78	249	.23.8%

Highlights of the AP Poll

POLL DEBUT - DEC. 16, 1952

Total Poll Appearances All-Time - 198
 Most Consecutive Polls - 49 (Preseason poll, 1978-79, to preseason poll, 1981-82)
 Total Appearances in AP Final Poll - 12
 Highest Ranking in AP Poll - 2 (Feb. 24, 1981, Preseason poll 1989-90)
 LSU has appeared in 17.6 percent of 1,125 polls from 1949 through the end of 2016.

LSU's record since 1948-49 against teams ranked in top 10 - 37-136 (21.4 percent).
 LSU's record since 1948-49 against teams ranked in AP's top 25 - 78-249 (23.8 percent).
 LSU versus top-ranked teams in the AP poll - 3-18 (14.3 percent).
 LSU when ranked in the AP poll since 1948-49 season has a record of 260-99 (73.0 percent).
 LSU's record when both teams are ranked is 26-39 (40.0 percent).
 LSU was last ranked No. 22 in the third poll of the 2015-16 season.



LSU vs. Top 10 teams in the Associated Press Poll

(since the poll started during the 1948-49 season)

**LSU vs. No. 1 ranked Opponents
(3-18 Overall; 2-8 Home; 0-5 Away; 1-5 Neutral)**

1951	1-31	Kentucky	L, 59-81	Baton Rouge, La.
1952	3-1	Kentucky	L, 43-44	Louisville, Ky. (SECT)
1953	3-17	Indiana	L, 67-80 (7)	Kansas City, Mo. (NCAA)
1954	3-9	Kentucky	L, 56-63 (8)	Nashville, Tenn. (SEC Playoff)
1955	1-17	Kentucky	L, 62-64	Baton Rouge, La.
1959	1-10	Kentucky	L, 61-76	Baton Rouge, La.
1978	1-14	Kentucky	L, 76-96	Lexington, Ky.
1978	2-11	Kentucky	W, 95-94 (OT)	Baton Rouge, La.
1980	1-20	DePaul	L, 73-78 (14)	Chicago, Ill.
1984	1-29	North Carolina	L, 79-90 (10)	Chapel Hill, N.C.
1992	2-8	Duke	L, 79-90 (22)	Baton Rouge, La.
1992	12-22	Duke	L, 67-96	Maui, Hawaii
1994	3-2	Arkansas	L, 105-108 (OT)	Baton Rouge, La.
2000	12-20	Arizona	L, 75-88	Tucson, Ariz.
2002	12-21	Arizona	W, 66-65	Baton Rouge, La.
2006	3-23	Duke	W, 62-54 (19)	Atlanta, Ga. (NCAA)
2012	1-28	Kentucky	L, 50-74	Baton Rouge, La.
2012	3-9	Kentucky	L, 51-60	New Orleans, La. (SECT)
2014	3-1	Florida	L, 61-79	Gainesville, Fla.
2015	2-10	Kentucky	L, 69-71	Baton Rouge, La.
2016	1-30	Oklahoma	L, 75-77	Baton Rouge, La.

**LSU vs. No. 2 ranked Opponents
(3-14 Overall; 1-5 Home; 0-6 Away; 2-3 Neutral)**

1954	3-13	Indiana	L, 62-73 (8)	Iowa City, Iowa
1964	1-10	Kentucky	L, 84-103	Lexington, Ky.
1966	1-24	Kentucky	L, 85-111	Lexington, Ky.
1969	12-23	UCLA	L, 84-133	Los Angeles, Calif.
1970	1-24	Kentucky	L, 96-109	Lexington, Ky.
1970	2-21	Kentucky	L, 105-121	Baton Rouge, La.
1977	2-19	Kentucky	L, 76-90	Baton Rouge, La.
1980	3-1	Kentucky	W, 80-78 (5)	Birmingham, Ala. (SECT)
1984	1-7	Kentucky	L, 80-96 (9)	Baton Rouge, La.
1989	1-28	Georgetown	W, 82-80	New Orleans, La.
1990	12-8	Arizona	W, 92-82	Baton Rouge, La.
1994	12-17	UCLA	L, 72-92	Baton Rouge, La.
1996	1-16	Kentucky	L, 97-129	Baton Rouge, La.
1996	11-25	Kansas	L, 53-82	Maui, Hawaii
2002	1-16	Florida	L, 70-102	Gainesville, Fla.
2006	1-7	UConn	L, 66-67	Harford, Conn.
2009	3-21	North Carolina	L, 70-84 (21)	Greensboro, N.C. (NCAA)

**LSU vs. No. 3 ranked Opponents
(3-10 Overall; 2-3 Home; 0-5 Away; 1-2 Neutral)**

1957	1-12	Kentucky	L, 46-51	Baton Rouge, La.
1962	1-12	Kentucky	L, 63-84	Lexington, Ky.
1977	12-29	Arkansas	L, 62-67	Baton Rouge, La.
1979	3-16	Michigan State	L, 71-87 (7)	Indianapolis, Ind. (NCAA)
1980	2-24	Kentucky	L, 74-76 (OT)(5)	Baton Rouge, La.
1981	1-19	Kentucky	W, 81-67 (6)	Baton Rouge, La.
1983	1-5	Kentucky	L, 50-52	Lexington, Ky.
1984	3-5	Kentucky	L, 68-90	Lexington, Ky.
1986	3-22	Kentucky	W, 59-57	Atlanta, Ga. (SECT)
1987	3-22	Indiana	L, 76-77	Cincinnati, Ohio (NCAA)
1991	12-7	Arizona	L, 67-87 (16)	Tucson, Ariz.
2003	2-15	Kentucky	L, 57-68	Lexington, Ky.
2007	2-24	Florida	W, 66-56	Baton Rouge, La.

**LSU vs. No. 4 ranked Opponents
(0-19 Overall; 0-3 Home; 0-11 Away; 0-5 Neutral)**

1952	1-5	Kentucky	L, 47-57	Lexington, Ky.
1953	3-18	Washington	L, 69-88 (7)	Kansas City, Mo. (NCAA)
1956	2-11	Vanderbilt	L, 68-107	Nashville, Tenn.
1959	2-14	Auburn	L, 67-115	Auburn, Ala.
1966	1-29	Vanderbilt	L, 66-98	Nashville, Tenn.
1971	1-2	Southern Cal	L, 76-80 (OT)	Los Angeles, Calif.
1977	1-8	Alabama	L, 77-80	Tuscaloosa, Ala.
1980	3-16	Louisville	L, 66-86 (4)	Houston, Texas (NCAA)
1982	12-20	UCLA	L, 68-82	Los Angeles, Calif.
1986	3-7	Kentucky	L, 58-61	Lexington, Ky. (SECT)
1988	1-23	Kentucky	L, 61-76	Baton Rouge, La.
1993	1-26	Kentucky	L, 67-105	Lexington, Ky.
1993	3-14	Kentucky	L, 65-82	Lexington, Ky. (SECT)
1994	1-11	Arkansas	L, 83-84	Fayetteville, Ark.
1994	1-22	North Carolina	L, 65-88	New Orleans, La.
1997	2-12	Kentucky	L, 48-84	Lexington, Ky.
2003	1-28	Florida	L, 53-70	Baton Rouge, La.
2005	3-12	Kentucky	L, 78-79 (OT)	Atlanta, Ga. (SECT)
2010	2-6	Kentucky	L, 55-81	Baton Rouge, La.

**LSU vs. No. 5 ranked Opponents
(6-17 Overall; 3-5 Home; 2-8 Away; 1-4 Neutral)**

1953	12-12	Kansas	W, 68-63 (10)	Baton Rouge, La.
1956	1-3	North Carolina	L, 69-86	Chapel Hill, N.C.
1956	1-14	Kentucky	L, 65-107	Lexington, Ky.
1959	2-21	Miss. State	L, 67-75	Baton Rouge, La.
1960	12-5	North Carolina	L, 61-77	Chapel Hill, N.C.
1960	12-21	Louisville	L, 53-72	Louisville, Ky.
1962	2-24	Miss. State	L, 48-58	Starkville, Miss.
1965	3-8	Vanderbilt	L, 60-106	Nashville, Tenn.
1966	2-26	Vanderbilt	L, 84-102	Baton Rouge, La.
1969	1-25	Kentucky	L, 96-108	Baton Rouge, La.
1974	2-11	Vanderbilt	L, 88-91	Nashville, Tenn.
1975	2-3	Kentucky	L, 76-77	Baton Rouge, La.
1980	1-28	Kentucky	W, 65-60 (11)	Lexington, Ky.
1981	3-30	Virginia	L, 74-78 (4)	Philadelphia, Pa. (NCAA)
1986	3-1	Kentucky	L, 57-68	Lexington, Ky.
1987	3-20	DePaul	W, 63-58	Cincinnati, Ohio (NCAA)
1988	12-22	Illinois	L, 100-127	Baton Rouge, La.
1990	1-28	UNLV	W, 107-105 (16)	Baton Rouge, La.
1992	3-21	Indiana	L, 79-89 (25)	Boise, Id. (NCAA)
1993	3-13	Vanderbilt	W, 72-62	Lexington, Ky. (SECT)
1995	3-4	Kentucky	L, 80-127	Lexington, Ky.
1996	12-15	Michigan	L, 59-70	Auburn Hills, Mich.
2000	1-29	Arizona	W, 86-60	Baton Rouge, La.

**LSU vs. No. 6 ranked Opponents
(5-10 Overall; 4-4 Home; 0-6 Away; 1-0 Neutral)**

1949	2-25	Tulane	L, 45-72	Baton Rouge, La.
1960	2-8	Georgia Tech	L, 56-76	Atlanta, Ga.
1963	2-9	Georgia Tech	W, 56-54	Baton Rouge, La.
1968	2-5	Tennessee	L, 67-87	Baton Rouge, La.
1969	2-22	Kentucky	L, 89-103	Lexington, Ky.
1973	2-10	Alabama	W, 72-70	Baton Rouge, La.
1974	1-12	Vanderbilt	W, 84-81	Baton Rouge, La.

1977	1-22	Kentucky	L, 72-87	Lexington, Ky.
1983	12-6	Houston	L, 91-100 (9)	Baton Rouge, La.
1986	3-20	Georgia Tech	W, 70-64	Atlanta, Ga. (NCAA)
1988	3-12	Kentucky	L, 80-86	Baton Rouge, La. (SECT)
1991	2-10	Duke	L, 70-88 (19)	Durham, N.C.
1999	1-30	Kentucky	L, 62-86	Lexington, Ky.
1999	2-6	Auburn	L, 54-80	Auburn, Ala.
2006	12-5	Texas A&M	W, 64-52 (9)	Baton Rouge, La.

LSU vs. No. 7 ranked Opponents (5-13 Overall; 3-6 Home; 0-4 Away; 2--3 Neutral)

1949	3-5	Tulane	L, 63-72	Louisville, Ky. (SECT)
1953	12-28	Fordham	W, 65-49 (14)	New Orleans, La.
1956	2-20	Alabama	L, 59-77	Baton Rouge, La.
1968	1-29	Vanderbilt	L, 91-99	Baton Rouge, La.
1975	1-18	Alabama	L, 67-93	Tuscaloosa, Ala.
1975	2-17	Alabama	L, 76-80	Baton Rouge, La.
1982	2-27	Kentucky	W, 94-78	Baton Rouge, La.
1983	3-5	Kentucky	W, 74-60	Baton Rouge, La.
1986	3-29	Louisville	L, 77-88	Dallas, Texas (NCAA)
1992	3-3	Arkansas	L, 92-106 (ot) (23)	Fayetteville, Ark.
2002	2-2	Alabama	L, 48-57	Baton Rouge, La.
2002	2-9	Kentucky	L, 56-68	Baton Rouge, La.
2003	1-11	Miss. State	W, 85-72	Baton Rouge, La.
2003	3-14	Florida	W, 65-61	New Orleans, La. (SECT)
2004	2-25	Miss. State	L, 58-84	Starkville, Miss.
2006	2-11	Florida	L, 62-71	Gainesville, Fla.
2006	4-1	UCLA	L, 45-59 (19)	Indianapolis, Ind. (NCAA)
2008	2-9	Tennessee	L, 45-47	Baton Rouge, La.

LSU vs. No. 8 ranked Opponents (3-18 Overall; 2-8 Home; 0-5 Away; 1-5 Neutral)

1949	1-14	Tulane	L, 51-71	New Orleans, La.
1960	12-3	Duke	L, 74-80 (OT)	Durham, N.C.
1963	2-23	Miss. State	L, 64-99	Baton Rouge, La.
1964	2-8	Vanderbilt	L, 64-66	Nashville, Tenn.
1967	3-6	Vanderbilt	L, 66-75	Nashville, Tenn.
1970	3-19	Marquette	L, 79-101	New York, N.Y. (NIT)
1971	1-25	Tennessee	W, 80-70	Baton Rouge, La.
1977	2-5	Alabama	L, 70-77 (OT)	Baton Rouge, La.
1981	2-21	Tennessee	W, 66-65 (4)	Knoxville, Tenn.
1985	2-16	Syracuse	L, 64-76	Syracuse, N.Y.
1986	1-29	Kentucky	L, 52-54 (17)	Baton Rouge, La.
1987	3-15	Temple	W, 72-62	Rosemont, Ill. (NCAA)
1988	1-11	Oklahoma	W, 84-77	New Orleans, La.
1995	1-31	Arkansas	L, 81-105	Fayetteville, Ark.
1995	2-22	Arkansas	L, 90-92	Baton Rouge, La.
1998	2-4	Kentucky	L, 61-63	Baton Rouge, La.
2005	1-22	Kentucky	L, 58-89	Lexington, Ky.

LSU vs. No. 9 ranked Opponents (5-14 Overall; 2-3 Home; 2-7 Away; 1-4 Neutral)

1958	1-11	Kentucky	L, 52-97	Lexington, Ky.
1963	12-26	Oregon State	L, 57-87	Portland, Ore.
1965	2-8	Vanderbilt	L, 85-96	Baton Rouge, La.
1967	1-30	Vanderbilt	L, 77-79	Nashville, Tenn.
1968	1-27	Kentucky	L, 95-121	Baton Rouge, La.
1975	1-4	Kentucky	L, 80-115	Lexington, Ky.
1976	2-23	Tennessee	L, 71-80	Knoxville, Tenn.
1979	1-6	Kentucky	W, 93-89 (7)	Lexington, Ky.
1981	3-1	Kentucky	L, 71-73 (2)	Lexington, Ky.

1981	3-28	Indiana	L, 49-67 (4)	Philadelphia, Pa. (NCAA)
1982	1-25	Kentucky	L, 65-76	Lexington, Ky.
1987	3-8	Alabama	L, 62-69	Atlanta, Ga. (SECT)
1992	1-14	Alabama	W, 89-81	Tuscaloosa, Ala.
1992	3-14	Kentucky	L, 74-80 (23)	Birmingham, Ala. (SECT)
1993	12-18	UCLA	L, 80-100 (25)	Los Angeles, Calif.
2000	2-9	Auburn	W, 83-68 (25)	Baton Rouge, La.
2004	2-29	Kentucky	L, 64-70	Baton Rouge, La.
2006	3-25	Texas	W, 70-60 (OT)(19)	Atlanta, Ga. (NCAA)
2016	1-5	Kentucky	W, 85-67	Baton Rouge, La.

LSU vs. No. 10 ranked Opponents (3-9 Overall; 3-3 Home; 0-6 Away; 0-0 Neutral)

1962	2-3	Miss. State	L, 66-87	Baton Rouge, La.
1968	2-3	Kentucky	L, 96-109	Lexington, Ky.
1974	1-19	Alabama	L, 79-80 (OT)	Baton Rouge, La.
1974	2-18	Alabama	L, 87-99	Tuscaloosa, Ala.
1974	11-29	Southern Cal	L, 87-100	Los Angeles, Calif.
1976	1-26	Tennessee	L, 92-105	Baton Rouge, La.
1982	2-10	Alabama	W, 73-68	Baton Rouge, La.
1991	2-5	Kentucky	W, 107-88 (19)	Baton Rouge, La.
1999	2-13	Arizona	L, 71-78	Tucson, Ariz.
2000	1-12	Florida	L, 57-82 (24)	Gainesville, Fla.
2011	12-19	Marquette	W, 67-59	Baton Rouge, La.
2016	1-19	Texas A&M	L, 57-71	College Station, Texas



LSU defeats #9 UK during 2015-16 season.



Tasmin Mitchell, Darrel Mitchell and Ben Voogd celebrate after beating #9 Texas to advance to the Final Four of the 2006 NCAA Tournament.

LSU as Top 10 team in the Associated Press Poll

(since the poll started during the 1948-49 season)

No. 2 LSU vs. Opponents (2-2 Overall; 2-1 Home; 0-1 Away; 3-2 Neutral)

1981	2-25	Ole Miss	W, 74-67	Baton Rouge, La.
1981	3-1	#9 Kentucky	L, 71-73	Lexington, Ky.

1989	11-15	Southern Miss	W, 91-80	Baton Rouge, La. (NIT)
1989	11-17	Kansas	L, 83-89	Baton Rouge, La. (NIT)

No. 3 LSU vs. Opponents (3-2 Overall; 0-0 Home; 0-0 Away; 3-2 Neutral)

1980	3-9	Alcorn State	W, 98-88	Denton Texas (NCAA)
1980	3-14	Missouri	W, 68-63	Houston, Texas (NCAA)
1980	3-16	#4 Louisville	L, 66-86	Houston, Texas (NCAA)

1981	3-5	Florida	W, 85-73	Birmingham, Ala. (SECT)
1981	3-6	Georgia	L, 60-68	Birmingham, Ala. (SECT)

No. 4 LSU vs. Opponents (13-4 Overall; 6-1 Home; 4-1 Away; 3-2 Neutral)

1980	1-2	Vanderbilt	L, 66-77	Nashville, Tenn.
1980	1-5	Miss. State	W, 80-58	Baton Rouge, La.
1980	1-7	Alabama	L, 56-57	Baton Rouge, La.

1981	1-28	Ole Miss	W, 63-59	Oxford, Miss.
1981	1-31	Florida	W, 92-75	Baton Rouge, La.
1981	2-4	Vanderbilt	W, 86-81	Nashville, Tenn.
1981	2-7	Miss. State	W, 94-89	Baton Rouge, La.
1981	2-11	Alabama	W, 70-57	Baton Rouge, La.
1981	2-14	Georgia	W, 64-62	Athens, Ga.
1981	2-18	Auburn	W, 58-47	Baton Rouge, La.
1981	2-21	#8 Tennessee	W, 66-65	Knoxville, Tenn.
1981	2-22	Texas A&M	W, 67-57	Baton Rouge, La.
1981	3-14	Lamar	W, 100-78	Austin, Texas (NCAA)
1981	3-20	#20 Arkansas	W, 72-56	New Orleans, La. (NCAA)
1981	3-22	Wichita State	W, 96-85	New Orleans, La. (NCAA)
1981	3-28	#9 Indiana	L, 49-67	Philadelphia, Pa. (NCAA)
1981	3-30	#5 Virginia	L, 74-78	Philadelphia, Pa. (NCAA)

No. 5 LSU vs. Opponents (14-4 Overall; 8-3 Home; 2-1 Away; 4-0 Neutral)

1953	3-6	Tulane	W, 53-52	New Orleans, La.
1953	12-15	Texas A&M	W, 77-56	Baton Rouge, La.
1953	12-19	Wisconsin	L, 66-82	Baton Rouge, La.
1953	12-21	Northwestern	W, 79-51	Baton Rouge, La.

1979	1-10	Alabama	L, 76-90	Tuscaloosa, Ala.
1979	1-13	Florida	W, 80-72	Baton Rouge, La.
1979	1-15	Auburn	W, 94-82	Baton Rouge, La.
1979	2-22	Alabama	W, 86-66	Baton Rouge, La.
1979	2-24	Miss. State	L, 57-65	Baton Rouge, La.
1979	12-28	Boston U.	W, 92-72	Baton Rouge, La.
1979	12-29	Delaware	W, 92-64	Baton Rouge, La.

1980	2-21	Ole Miss	W, 77-74	Oxford, Miss.
1980	2-24	#3 Kentucky	L, 74-76 (ot)	Baton Rouge, La.
1980	2-28	Florida	W, 95-82	Birmingham, Ala. (SECT)
1980	2-29	Alabama	W, 73-66	Birmingham, Ala. (SECT)
1980	3-1	#2 Kentucky	W, 80-78	Birmingham, Ala. (SECT)

1981	1-21	Auburn	W, 74-64	Auburn, Ala.
1981	1-24	Tennessee	W, 80-63	Baton Rouge, La.

No. 6 LSU vs. Opponents (12-2 Overall; 9-1 Home; 2-1 Away; 1-0 Neutral)

1953	2-21	Georgia Tech	W, 76-52	Baton Rouge, La.
1953	2-23	Ole Miss	W, 63-48	Baton Rouge, La.
1953	2-27	Miss. State	W, 82-47	Baton Rouge, La.

1979	2-17	Ole Miss	W, 67-62	Baton Rouge, La.
1979	12-5	Tulane	W, 80-79	New Orleans, La.
1979	12-15	Maine	W, 103-81	Baton Rouge, La.

1980	1-12	Georgia	L, 72-73 (20T)	Athens, Ga.
1980	2-13	Auburn	W, 50-44	Auburn, Ala.

1980	2-16	Tennessee	W, 73-66	Baton Rouge, La.
------	------	-----------	----------	------------------

1981	1-14	Alabama	W, 59-56	Tuscaloosa, Ala.
1981	1-17	Georgia	W, 78-65	Baton Rouge, La.
1981	1-19	#3 Kentucky	W, 81-67	Baton Rouge, La.

1991	11-22	NE Louisiana	W, 77-76	Baton Rouge, La.
------	-------	--------------	----------	------------------

2006	11-25	#24 Wichita St.	L, 53-57	Baton Rouge, La.
------	-------	-----------------	----------	------------------

No. 7 LSU vs. Opponents (14-4 Overall; 8-0 Home; 3-1 Away; 3-3 Neutral)

1953	3-13	Lebanon Valley	W, 89-76	Raleigh, N.C. (NCAA)
1953	3-14	Holy Cross	W, 81-73	Raleigh, N.C. (NCAA)
1953	3-17	#1 Indiana	L, 67-80	Kansas City, Mo. (NCAA)
1953	3-18	#4 Washington	L, 69-88	Kansas City, Mo. (NCAA)

1954	3-6	Tulane	W, 63-52	New Orleans, La.
------	-----	--------	----------	------------------

1978	12-29	Colgate	W, 100-73	Baton Rouge, La.
------	-------	---------	-----------	------------------

1979	1-3	Georgia	W, 97-75	Baton Rouge, La.
1979	1-6	#9 Kentucky	W, 93-89	Lexington, Ky.
1979	1-8	Vanderbilt	L, 87-88	Nashville, Tenn.
1979	3-16	#3 Michigan St.	L, 71-87	Indianapolis, Ind. (NCAA)
1979	12-1	Florida	W, 112-81	Baton Rouge, La.
1979	12-3	New Orleans	W, 104-78	Baton Rouge, La.
1979	12-20	#20 Arkansas	W, 56-55	Little Rock, Ark.
1979	12-22	Tulane	W, 95-85	Baton Rouge, La.

1980	2-6	Alabama	W, 68-66 (ot)	Tuscaloosa, Ala.
1980	2-9	Georgia	W, 96-77	Baton Rouge, La.

2006	11-17	Nicholls	W, 96-42	Baton Rouge, La.
2006	11-19	ULM	W, 88-57	Baton Rouge, La.

No. 8 LSU vs. Opponents (10-6 Overall; 4-0 Home; 5-2 Away; 1-4 Neutral)

1952	12-29	Villanova	W, 100-94	New Orleans, La.
------	-------	-----------	-----------	------------------

1953	2-10	Florida	W, 68-56	Gainesville, Fla.
1953	2-14	Auburn	W, 65-57	Auburn, Ala.

1954	3-9	Kentucky	L, 56-63	Nashville, Tenn. (SEC Playoff)
1954	3-12	Penn State	L, 70-78	Iowa City, Iowa (NCAA)
1954	3-13	#2 Indiana	L, 62-73	Iowa City, Iowa (NCAA)

1979	2-8	Miss. State	W, 52-48	Starkville, Miss.
1979	2-10	Florida	W, 88-82 (OT)	Gainesville, Fla.
1979	2-12	Auburn	W, 78-68	Auburn, Ala.
1979	3-2	Kentucky	L, 67-80	Birmingham, Ala. (SECT)

1986	1-2	Georgia	W, 85-73	Baton Rouge, La.
1986	1-4	Miss. State	W, 90-84	Baton Rouge, La.
1986	1-9	Alabama	L, 67-83	Tuscaloosa, Ala.
1986	1-11	Tennessee	L, 77-88	Knoxville, Tenn.
1986	1-13	Ole Miss	W, 86-68	Baton Rouge, La.

1989	12-20	Northwestern St.	W, 73-63	Baton Rouge, La.
------	-------	------------------	----------	------------------

No. 9 LSU vs. Opponents (14-4 Overall; 8-0 Home; 3-1 Away; 3-3 Neutral)

1979	1-20	Ole Miss	W, 70-69 (OT)	Oxford, Miss.
1979	1-24	Tennessee	W, 77-75	Baton Rouge, La.
1979	1-27	Georgia	L, 88-93	Athens, Ga.
1979	1-29	Tennessee	W, 84-78	Knoxville, Tenn.

1979	2-3	Kentucky	W, 70-61	Baton Rouge, La.
1979	2-5	#16 Vanderbilt	W, 92-71	Baton Rouge, La.
1979	3-10	Appalachian St.	W, 71-57	Bloomington, Ind. (NCAA)
1981	1-7	Vanderbilt	W, 77-61	Baton Rouge, La.
1981	1-10	Miss. State	W, 81-69	Starkville, Miss.
1983	12-6	#6 Houston	L, 91-100	Baton Rouge, La.
1984	1-1	Vanderbilt	W, 73-66	Baton Rouge, La.
1984	1-5	Georgia	W, 81-77	Athens, Ga.
1984	1-7	#2 Kentucky	L, 80-96	Baton Rouge, La.
1985	12-17	Texas	W, 72-65	Austin, Texas
1985	12-20	SE Louisiana	W, 82-61	Baton Rouge, La.
1985	12-21	Southern	W, 91-83	Baton Rouge, La.
1985	12-30	Oral Roberts	W, 82-64	Baton Rouge, La.
1989	12-2	McNeese State	W, 85-49	Baton Rouge, La.
1989	12-4	Lamar	W, 116-76	Baton Rouge, La.
1989	12-8	Cal State LA	W, 82-57	Baton Rouge, La.
1989	12-30	Hardin-Simmons	W, 100-66	Baton Rouge, La.
1990	2-15	Kentucky	L, 95-100	Lexington, Ky.
1990	2-18	Vanderbilt	W, 121-108	Nashville, Tenn.
1991	11-27	Middle Tenn. St.	W, 96-65	Baton Rouge, La.
1991	11-30	UNLV	L, 55-76	Las Vegas, Nev.
2006	12-5	#6 Texas A&M	W, 64-52	Baton Rouge, La.
2006	12-10	Texas	L, 75-76 (OT)	Houston, Texas
No. 10 LSU vs. Opponents (20-6 Overall; 10-0 Home: 4-4 Away; 6-2 Neutral)				
1952	12-17	Alabama	W, 58-45	Tuscaloosa, Ala.
1952	12-22	#15 Tulsa	L, 58-84	Tulsa, Okla.
1953	2-7	Tulane	W, 48-31	Baton Rouge, La.
1953	12-12	#5 Kansas	W, 68-63	Baton Rouge, La.
1978	12-21	Army	W, 83-77	New York City, N.Y.
1980	1-30	Vanderbilt	W, 83-81	Baton Rouge, La.
1980	2-2	Mississippi St.	W, 75-63	Starkville, Miss.
1980	12-18	UNO	W, 96-66	New Orleans, La. (SD)
1980	12-20	Tulane	W, 86-72	New Orleans, La. (SD)
1980	12-22	Xavier (Ohio)	W, 78-62	Baton Rouge, La.
1980	12-29	UNC Wilmington	W, 100-68	Baton Rouge, La.
1980	12-30	St. Francis (Pa.)	W, 91-65	Baton Rouge, La.
1981	1-3	Florida	W, 92-66	Gainesville, Fla.
1983	12-19	Houston Baptist	W, 60-59	Baton Rouge, La.
1984	1-27	Auburn	L, 78-80	Auburn, Ala.
1984	1-29	#1 North Carolina	L, 79-90	Chapel Hill, N.C.
1990	12-18	Arkansas State	W, 98-74	Baton Rouge, La.
1990	12-20	Loyola M'ount	W, 122-114	Baton Rouge, La.
1990	12-22	Illinois	L, 96-102	Champaign, Ill.
2000	3-10	Vanderbilt	W, 71-60	Atlanta, Ga. (SECT)
2000	3-11	Arkansas	L, 67-69	Atlanta, Ga. (SECT)
2000	3-16	SE Mo. State	W, 64-61	Salt Lake City, Utah (NCAA)
2000	3-18	#15 Texas	W, 72-67	Salt Lake City, Utah (NCAA)
2000	3-23	Wisconsin	L, 48-61	Albuquerque, N.M. (NCAA)
2006	11-29	McNeese State	W, 91-57	Baton Rouge, La.
2006	12-2	Tulane	W, 74-67	New Orleans, La.



2015-16 -- Record 19-14, 11-7 in the SEC

	GM	MIN	FG-FGA	PCT.	3FG-FGA	PCT.	FT-FTA	PCT.	REB-AVG.	PF	A	TO	BLK	STL	PTS-AVG
LSU	33	6650	915-1990	.460	203-620	.327	569-856	.665	1230-37.3	610	507	394	90	263	2602-78.8
Opponents	33	6650	915-2021	.453	262-749	.350	451-675	.668	1234-37.4	689	450	456	109	197	2543-77.1

2014-15 -- Record 22-11, 11-7 in the SEC, NIT Second Round

	GM	MIN	FG-FGA	PCT.	3FG-FGA	PCT.	FT-FTA	PCT.	REB-AVG.	PF	A	TO	BLK	STL	PTS-AVG
LSU	33	6750	892-1962	.455	189-558	.339	450-658	.684	1294-39.2	516	516	476	204	240	2423-73.4
Opponents	33	6750	824-2052	.402	185-599	.309	400-604	.662	1219-36.9	584	386	450	123	264	2233-67.7

NOTES -- The Tigers set a school record with five overtime games in this season ... Tigers were 3-2 in overtime, including a double overtime win at home against UGA, when LSU came from nine-points down in the final 2:20 of the first overtime to force the second ... LSU finished in a tie for third in the SEC and advanced to the second round of the NCAA Tournament, its first appearance in the tournament since 2009 ... Coach Johnny Jones became the first LSU coach to take two teams to post-season play in the first three years as head coach ... Jarell Martin and Jordan Mickey both 1st team All-SEC.

2013-14 -- Record 20-14, 9-9 in the SEC, NIT Second Round

	GM	MIN	FG-FGA	PCT.	3FG-FGA	PCT.	FT-FTA	PCT.	REB-AVG.	PF	A	TO	BLK	STL	PTS-AVG
LSU	34	6875	918-2067	.444	231-675	.342	473-707	.669	1334-39.2	635	480	464	199	261	2540-74.7
Opponents	34	6875	833-2010	.414	212-593	.358	545-778	.701	1240-36.5	608	388	433	126	235	2423-71.3

NOTES -- Tigers are back in post-season play for the first time since 2009 when they play in the NIT ... Win opening round game at San Francisco before losing in the second round ... Johnny O'Bryant III 1st team All-SEC ... Jordan Mickey first player since Shaq to block 100 shots in a season.

2012-13 -- Record 19-12, 9-9 in the SEC

	GM	MIN	FG-FGA	PCT.	3FG-FGA	PCT.	FT-FTA	PCT.	REB-AVG.	PF	A	TO	BLK	STL	PTS-AVG
LSU	31	6300	788-1839	.428	234-658	.356	384-614	.625	1150-37.1	584	442	445	119	282	2194-70.8
Opponents	31	6300	751-1782	.421	173-549	.315	463-677	.684	1166-37.6	552	330	470	129	228	2138-69.0

2011-12 -- Record 18-15, 7-9 in the SEC, NIT

	GM	MIN	FG-FGA	PCT.	3FG-FGA	PCT.	FT-FTA	PCT.	REB-AVG.	PF	A	TO	BLK	STL	PTS-AVG
LSU	33	6700	791-1947	.406	173-530	.326	402-582	.691	1217-36.9	592	415	429	128	232	2157-65.4
Opponents	33	6700	745-1775	.420	174-545	.319	455-660	.689	1178-35.7	592	337	483	132	249	2119-64.2

NOTES -- Trent Johnson's final year at the helm of LSU Basketball sees him earn LSU's second post-season bid in his tenure as LSU is invited to the NIT ... LSU lost in the first round to Oregon.

2010-11 -- Record 11-21, 3-13 in the SEC

	GM	MIN	FG-FGA	PCT.	3FG-FGA	PCT.	FT-FTA	PCT.	REB-AVG.	PF	A	TO	BLK	STL	PTS-AVG
LSU	32	6450	692-1731	.400	175-561	.312	432-650	.665	1110-34.7	622	364	461	106	204	1991-62.2
Opponents	32	6450	730-1759	.415	174-531	.328	496-703	.706	1178-36.8	593	297	426	133	234	2130-66.6

2009-10 -- Record 11-20, 2-14 in the SEC

	GM	MIN	FG-FGA	PCT.	3FG-FGA	PCT.	FT-FTA	PCT.	REB-AVG.	PF	A	TO	BLK	STL	PTS-AVG
LSU	31	6225	690-1726	.400	141-492	.287	384-552	.696	1112-35.9	547	352	397	116	190	1905-61.5
Opponents	31	6225	722-1675	.431	204-589	.346	411-618	.665	1082-34.9	534	326	384	123	216	2059-66.4

2008-09 -- Record 27-8, 13-3 in the SEC, SEC Champions, NCAA Tournament

	GM	MIN	FG-FGA	PCT.	3FG-FGA	PCT.	FT-FTA	PCT.	REB-AVG.	PF	A	TO	BLK	STL	PTS-AVG
LSU	35	7050	937-2093	.448	213-572	.372	530-740	.716	1365-39.0	609	529	425	212	267	2617-74.8
Opponents	35	7050	820-2005	.409	188-596	.315	488-705	.692	1185-33.9	633	332	461	111	214	2316-66.2

NOTES -- Trent Johnson's tenure as LSU head coach begins with a bang as LSU runs through the Southeastern Conference, winning the school's 10th SEC championship. Garrett Temple, Tasmin Mitchell, Marcus Thornton, Bo Spencer and Chris Johnson were the starters for this team that won the third most games in a single season in LSU history as the program also celebrated the 100th anniversary of its first basketball game. LSU ran off a streak of 10 SEC victories that culminated with a win at Kentucky to clunch the Southeastern Conference title. LSU beat Butler in the NCAA Tournament before losing to eventual champion North Carolina in the second round.

2007-08 -- Record 13-18, 6-10 in the SEC

	GM	MIN	FG-FGA	PCT.	3FG-FGA	PCT.	FT-FTA	PCT.	REB-AVG.	PF	A	TO	BLK	STL	PTS-AVG
LSU	31	6225	722-1800	.429	201-624	.322	386-521	.741	1108-35.7	520	362	428	196	186	2131-68.7
Opponents	31	6225	795-1884	.422	210-608	.345	345-515	.670	1164-37.5	509	391	415	112	208	2145-69.2

2006-07 -- Record 17-15, 5-11 in the SEC

	GM	MIN	FG-FGA	PCT.	3FG-FGA	PCT.	FT-FTA	PCT.	REB-AVG.	PF	A	TO	BLK	STL	PTS-AVG
LSU	32	6450	800-1774	.451	174-517	.337	403-572	.705	1205-37.7	493	445	452	155	218	2177-68.0
Opponents	32	6450	732-1810	.404	191-585	.326	352-505	.697	1026-32.1	506	322	399	95	217	2007-62.7

2005-06 -- Record 27-9, 14-2 in the SEC, SEC Champions, NCAA Final Four

	GM	MIN	FG-FGA	PCT.	3FG-FGA	PCT.	FT-FTA	PCT.	REB-AVG.	PF	A	TO	BLK	STL	PTS-AVG
LSU	36	7250	972-2092	.465	147-454	.324	542-786	.690	1447-40.2	567	547	555	236	298	2633-73.1
Opponents	36	7250	852-2137	.399	233-677	.344	362-522	.693	1167-32.4	662	385	543	150	233	2299-63.9

NOTES -- LSU returned to the NCAA Final Four for the first time in 20 years in 2006 with a group that included SEC Freshman of the Year Turys Thomas and Player of the Year Glen Davis. Tasmin Mitchell and Garrett Temple were freshman with the group led by point guard Darell Mitchell. The Tigers won the SEC and then defeated Iona, Texas A&M (on a last-minute Mitchell 3), No. 1 Duke and Texas in overtime to advance to the Final Four. In the months after Hurricane Katrina, John Brady's Tigers became Louisiana's team as a group of primarily local kids who grew up together led LSU to one of its greatest seasons.

2004-05 -- Record 20-10, 12-4 in the SEC, SEC Western Division Champions, NCAA Tournament

	GM	MIN	FG-FGA	PCT.	3FG-FGA	PCT.	FT-FTA	PCT.	REB-AVG.	PF	A	TO	BLK	STL	PTS-AVG
LSU	30	6125	776-1690	.459	205-571	.359	500-685	.730	1097-36.6	490	442	405	127	209	2257-75.2
Opponents	30	6125	776-1746	.444	225-593	.379	365-532	.686	963-32.1	572	353	376	81	189	2142-71.4

NOTES -- The first of back-to-back championship seasons as LSU win the West title. The 2005 team featured Freshman of the Year Glen Davis and Player of the Year Brandon Bass. Tigers advanced to the NCAA Tournament, the fourth of five consecutive post-season appearances under John Brady.

Year-by-Year Team Stats

2003-04 -- Record 18-11, 8-8 in the SEC, NIT

	GM	MIN	FG-FGA	PCT.	3FG-FGA	PCT.	FT-FTA	PCT.	REB-AVG.	PF	A	TO	BLK	STL	PTS-AVG
LSU	29	5800	656-1487	.441	168-500	.336	444-678	.655	1065-36.7	460	346	426	122	176	1924-66.3
Opponents	29	5800	695-1675	.415	172-491	.350	289-446	.648	960-33.1	560	335	358	82	216	1851-63.8

2002-03 -- Record 21-11, 8-8 in the SEC, NCAA Tournament

	GM	MIN	FG-FGA	PCT.	3FG-FGA	PCT.	FT-FTA	PCT.	REB-AVG	PF	A	TO	BLK	STL	PTS-AVG
LSU	32	6400	851-1767	.482	215-571	.377	409-633	.646	1124-35.1	525	515	446	132	255	2326-72.7
Opponents	32	6400	736-1792	.411	204-577	.354	354-524	.676	1048-32.8	592	359	501	78	238	2030-63.4

NOTES -- Team makes a return to the NCAA Tournament for the first time since the 2000 Sweet 16 season.

2001-02 -- Record 19-15, 6-10 in the SEC, NIT Second Round

	GM	MIN	FG-FGA	PCT.	3FG-FGA	PCT.	FT-FTA	PCT.	REB-AVG	PF	A	TO	BLK	STL	PTS-AVG
LSU	34	6850	850-1860	.457	204-561	.364	420-626	.671	1217-35.8	572	467	517	79	280	2324-68.4
Opponents	34	6850	797-1913	.417	226-684	.330	356-575	.619	1130-33.2	595	402	511	93	263	2176-64.0

NOTES -- LSU beat Iowa in Iowa City in the first round of the NIT.

2000-01 -- Record 13-16, 2-14 in the SEC

	GM	MIN	FG-FGA	PCT.	3FG-FGA	PCT.	FT-FTA	PCT.	REB-AVG	PF	A	TO	BLK	STL	PTS-AVG
LSU	29	5850	720-1624	.443	194-544	.357	435-629	.692	1020-35.2	507	438	454	65	257	2069-71.3
Opponents	29	5860	717-1643	.436	211-572	.369	334-598	.671	994-34.3	567	405	489	75	225	1979-68.2

1999-2000 -- Record 28-6, 12-4 in the SEC, SEC Champions, NCAA Sweet 16

	GM	MIN	FG-FGA	PCT.	3FG-FGA	PCT.	FT-FTA	PCT.	REB-AVG	PF	A	TO	BLK	STL	PTS-AVG
LSU	34	6800	915-1880	.487	196-558	.351	552-858	.643	1373-40.4	549	503	593	180	313	2578-75.8
Opponents	34	6800	781-2046	.382	233-745	.313	337-531	.635	1100-32.4	743	402	461	60	265	2132-62.7

NOTES -- LSU wins its first conference title since 1991 and second most games in school history ... Wins conference title on final day, setting off wild celebration in the PMAC as Coach John Brady takes his first team to post-season play ... Team defeats SE Missouri and No. 15 Texas to advance to the Sweet 16.

1998-99 -- Record 12-15, 4-12 in the SEC

	GM	MIN	FG-FGA	PCT.	3FG-FGA	PCT.	FT-FTA	PCT.	REB-AVG	PF	A	TO	BLK	STL	PTS-AVG
LSU	27	5500	625-1461	.427	154-451	.341	389-605	.643	1071-39.7	497	372	534	102	189	1793-66.4
Opponents	27	5500	676-1675	.404	177-519	.341	332-493	.673	949-35.1	537	355	384	69	290	1861-68.9

1997-98 -- Record 9-18, 2-14 in the SEC

	GM	MIN	FG-FGA	PCT.	3FG-FGA	PCT.	FT-FTA	PCT.	REB-AVG	PF	A	TO	BLK	STL	PTS-AVG
LSU	27	5400	579-1364	.425	140-425	.329	382-592	.645	972-36.0	469	314	487	47	166	1680-62.2
Opponents	27	5400	655-1546	.424	151-452	.334	304-464	.655	886-32.8	534	315	379	119	246	1765-65.4

1996-97 -- Record 10-20, 3-13 in the SEC

	GM	MIN	FG-FGA	PCT.	3FG-FGA	PCT.	FT-FTA	PCT.	REB-AVG	PF	A	TO	BLK	STL	PTS-AVG
LSU	30	5550	730-1765	.414	107-375	.285	433-624	.694	1172-39.1	585	415	548	96	221	2000-66.7
Opponents	30	5550	721-1745	.413	221-605	.365	451-675	.667	1066-35.5	562	442	469	88	301	2114-70.5

1995-96 -- Record 12-17, 4-12 in the SEC

	GM	MIN	FG-FGA	PCT.	3FG-FGA	PCT.	FT-FTA	PCT.	REB-AVG	PF	A	TO	BLK	STL	PTS-AVG
LSU	29	5800	809-1911	.423	194-614	.316	453-673	.673	1201-41.4	614	438	481	102	273	2265-78.1
Opponents	29	5800	786-1823	.431	221-646	.342	507-758	.669	1146-39.5	593	482	473	88	238	2300-79.3

1994-95 -- Record 12-15, 6-10 in the SEC

	GM	MIN	FG-FGA	PCT.	3FG-FGA	PCT.	FT-FTA	PCT.	REB-AVG	PF	A	TO	BLK	STL	PTS-AVG
LSU	27	4645	791-1770	.447	185-541	.342	384-572	.671	1103-40.9	637	479	521	120	241	2151-79.7
Opponents	27	4645	718-1666	.431	226-629	.359	529-784	.675	1022-37.9	541	449	486	86	269	2191-81.2

1993-94 -- Record 11-16, 5-11 in the SEC

	GM	MIN	FG-FGA	PCT.	3FG-FGA	PCT.	FT-FTA	PCT.	REB-AVG	PF	A	TO	BLK	STL	PTS-AVG
LSU	27	5450	776-1808	.429	194-564	.326	425-651	.653	1035-38.3	576	371	434	68	271	2161-80.0
Opponents	27	5450	809-1655	.489	164-484	.339	413-671	.616	1982-40.1	543	491	515	119	172	2195-81.3

1992-93 -- Record 22-11, 9-7 in the SEC, NCAA Tournament

	GM	MIN	FG-FGA	PCT.	3FG-FGA	PCT.	FT-FTA	PCT.	REB-AVG	PF	A	TO	BLK	STL	PTS-AVG
LSU	33	6625	944-2155	.438	193-525	.368	516-754	.684	1291-39.1	600	493	486	100	316	2597-78.7
Opponents	33	6625	919-1982	.464	192-595	.323	403-647	.623	1208-36.6	652	530	592	158	237	2433-73.7

NOTES -- The Tigers go to the NCAA Tournament for the final time under Dale Brown, the 10th consecutive year for LSU in the NCAA Tournament ... Geert Hammink averages a double double and makes first team All-SEC ... LSU makes finals of the SEC Tournament.

1991-92 -- Records 21-10, 12-4 in the SEC, NCAA Tournament

	GM	MIN	FG-FGA	PCT.	3FG-FGA	PCT.	FT-FTA	PCT.	REB-AVG	PF	A	TO	BLK	STL	PTS-AVG
LSU	31	6225	1000-2039	.490	187-510	.367	526-820	.642	1308-42.2	574	519	533	206	311	2713-87.5
Opponents	31	6225	869-2064	.421	181-557	.325	435-643	.677	1170-37.7	622	450	535	78	242	2354-75.9

NOTES -- Shaquille O'Neal closes out his career in the second round of the NCAA Tournament in Boise ... Shaquille is later chosen as the No. 1 pick of the NBA draft.

1990-91 -- Record 20-10, 13-5 in the SEC, SEC Champions, NCAA Tournament

	GM	MIN	FG-FGA	PCT.	3FG-FGA	PCT.	FT-FTA	PCT.	REB-AVG	PF	A	TO	BLK	STL	PTS-AVG
LSU	30	6000	1010-2040	.495	120-368	.326	573-840	.682	1316-43.9	572	566	538	198	316	2713-90.4
Opponents	30	6000	903-2129	.424	190-537	.354	427-621	.688	1161-38.7	634	479	537	76	260	2423-80.8

NOTES -- LSU wins its fourth SEC championship under Coach Dale Brown ... Shaq is winner of National Player of the Year award.

1989-90 -- Record 23-9, 12-6 in the SEC, NCAA Tournament

	GM	MIN	FG-FGA	PCT.	3FG-FGA	PCT.	FT-FTA	PCT.	REB-AVG	PF	A	TO	BLK	STL	PTS-AVG
LSU	32	6475	1116-2194	.509	153-426	.359	536-804	.667	1457-45.5	661	526	514	225	255	2921-91.3
Opponents	32	6475	901-2222	.405	257-734	.350	561-800	.701	1223-38.2	676	461	471	83	274	2620-81.9

1988-89 -- Record 20-12, 11-7 in the SEC, NCAA Tournament

	GM	MIN	FG-FGA	PCT.	3FG-FGA	PCT.	FT-FTA	PCT.	REB-AVG	PF	A	TO	BLK	STL	PTS-AVG
LSU	32	6450	1115-2303	.484	179-461	.388	557-723	.770	1236-38.6	654	525	436	103	267	2966-92.7
Opponents	32	6450	1096-2263	.484	163-452	.361	506-752	.674	1344-42.0	636	545	519	114	231	2861-89.4

NOTES -- Chris Jackson plays his first year at LSU; Ricky Blanton his last ... Team expected to do nothing after hit with some academic issues in the summer wins 20 games, contends for the league title and gets and NCAA berth.

1987-88 -- Record 16-14, 10-8 in the SEC, NCAA Tournament

	GM	MIN	FG-FGA	PCT.	3FG-FGA	PCT.	FT-FTA	PCT.	REB-AVG	PF	A	TO	BLK	STL	PTS-AVG
LSU	30	6025	798-1732	.461	87-260	.335	430-612	.703	1080-36.0	587	468	440	53	219	2113-70.4
Opponents	30	6025	769-1713.	.449	118-356	.331	416-602	.691	1039-34.6	557	400	437	77	173	2072-69.1

1986-87 -- Record 24-15, 8-10 in the SEC, NCAA Elite 8

	GM	MIN	FG-FGA	PCT.	3FG-FGA	PCT.	FT-FTA	PCT.	REB-AVG	PF	A	TO	BLK	STL	PTS-AVG
LSU	39	7900	1047-2261	.463	181-451	.401	510-782	.652	1401-35.9	747	527	602	118	352	2785-71.3
Opponents	39	7900	973-2240	.435	150-385	.390	569-776	.733	1417-36.3	780	418	638	112	256	2658-67.9

NOTES -- LSU falls one game short of making it back-to-back NCAA Final 4 appearances.

1985-86 -- Record 26-12, 9-9 in the SEC, NCAA Final Four

	GM	MIN	FG-FGA	PCT.	FT-FTA	PCT.	REB-AVG	PF	A	TO	BLK	STL	PTS-AVG
LSU	38	7650	1170-2327	.503	357-716	.750	1298-34.2	657	577	549	75	306	2877-75.7
Opponents	38	7650	1113-2257	.493	453-645	.702	1220-32.1	710	560	609	118	241	2679-70.5

NOTES -- LSU's team was a group of Cinderella Tigers that year, seeded 11th, the lowest seed at that time to make the Final Four. It was also the year, LSU played the first two rounds at the Assembly Center, upsetting Purdue and Memphis. Then in the regionals, LSU took down Georgia Tech and Kentucky to advance to the Final Four.

1984-85 -- Record 19-10, 13-5 in the SEC, NCAA Tournament

	GM	MIN	FG-FGA	PCT.	FT-FTA	PCT.	REB-AVG	PF	A	TO	BLK	STL	PTS-AVG
LSU	29	5810	875-1745	.501	379-531	.714	1020-35.2	571	468	444	65	224	2129-73.4
Opponents	29	5810	773-1636	.472	467-634	.737	918-31.3	545	361	447	62	189	2013-69.4

1983-84 -- Record 18-11, 11-7 in the SEC, NCAA Tournament

	GM	MIN	FG-FGA	PCT.	FT-FTA	PCT.	REB-AVG	PF	A	TO	BLK	STL	PTS-AVG
LSU	29	5866	826-1767	.467	508-744	.656	1084-37.4	575	406	465	62	275	2160-74.5
Opponents	29	5866	770-1636	.471	533-747	.714	1079-37.2	655	366	515	82	167	2073-71.5

NOTES -- This is the season that started LSU's longest string of 10 consecutive NCAA Tournaments.

1982-83 -- Record 19-13, 10-8 in the SEC, NIT

	GM	MIN	FG-FGA	PCT.	FT-FTA	PCT.	REB-AVG	PF	A	BLK	STL	PTS-AVG
LSU	32	6475	917-1882	.487	500-753	.664	1190-37.2	663	405	80	272	2334-72.9
Opponents	32	6475	858-1848	.464	439-655	.670	1078-33.7	669	400	80	175	2155-67.3

1981-82 -- Record 14-14, 11-7 in the SEC, NIT

	GM	FG-FGA	PCT.	FT-FTA	PCT.	REB-AVG	PF	A	BLK	STL	PTS-AVG
LSU	28	762-1589	.480	377-570	.661	825-29.8	570	302	30	209	1901-67.9
Opponents	28	759-1485	.511	378-557	.679	994-35.5	576	389	81	125	1896-67.7

1980-81 -- Record 31-5, 17-1 in the SEC, SEC Champions, NCAA Final Four

	GM	FG-FGA	PCT.	FT-FTA	PCT.	REB-AVG	PF	A	PTS-AVG
LSU	36	1098-2144	.512	653-944	.692	1323-36.7	727	527	2851-79.2
Opponents	36	971-2060	.471	507-705	.719	1180-32.8	848	467	2449-68.0

NOTES -- LSU wins the first 17 games in league play, records the most wins in school history and advances to the Final Four for the first time since 1953 with a wildly popular team that included Rudy Macklin, Greg "Cookie Man" Cook, Ethan Martin, Leonard Martin, Howard Carter and the introduced sixth man Willie Sims. The team also featured a freshman from DeRidder who is now head coach, Johnny Jones.

1979-80 -- Record 26-6, 14-4 in the SEC, SEC Tournament Champs, NCAA Elite 8

	GM	FG-FGA	PCT.	FT-FTA	PCT.	REB-AVG	PF	A	PTS-AVG
LSU	32	1019-2002	.509	489-689	.710	1210-37.8	669	446	2528-79.0
Opponents	32	912-1891	.482	464-678	.684	1053-32.9	669	421	2288-71.5

NOTES -- LSU wins its only

1978-79 -- Record 23-6, 14-4 in the SEC, SEC Champions, NCAA Tournament

	GM	FG-FGA	PCT.	FT-FTA	PCT.	REB-AVG	PF	A	PTS-AVG
LSU	29	964-1852	.521	473-705	.671	1226-42.3	697	424	2401-82.8
Opponents	29	820-1812	.453	528-764	.691	1006-34.7	662	325	2168-74.8

NOTES -- LSU advances to the NCAA Tournament for the first time since 1954 and wins the conference title for the first time under Dale Brown ... Also the first conference title since 1954.

1977-78 -- Record 18-9, 12-6 in the SEC

	GM	FG-FGA	PCT.	FT-FTA	PCT.	REB-AVG	PF	A	PTS-AVG
LSU	27	899-1867	.480	473-709	.667	1247-46.2	675	335	2271-84.1
Opponents	27	771-1741	.443	496-703	.710	1012-37.5	645	274	2038-75.5

1976-77 -- Record 15-12, 8-10 in the SEC

	GM	FG-FGA	PCT.	FT-FTA	PCT.	REB-AVG.	PF	A	PTS-AVG
LSU	27	853-1879	.451	456-655	.696	1228-45.5	638	520	2162-80.1
Opponents	27	839-1865	.449	461-652	.707	1127-41.7	600	468	2139-79.2

1975-76-- Record 12-14, 5-13 in the SEC

	GM	FG-FGA	PCT.	FT-FTA	PCT.	REB-AVG.	PF	A	PTS-AVG
LSU	26	877-1854	.473	392-587	.668	1126-43.3	593	538	2146-82.5
Opponents	26	843-1857	.454	428-632	.677	1146-44.1	576	410	2114-81.3

1974-75 -- Record 10-16, 6-12 in the SEC

	GM	FG-FGA	PCT.	FT-FTA	PCT.	REB-AVG.	PF	A	PTS-AVG
LSU	26	889-1939	.459	392-559	.701	1092-42.0	583	616	2170-83.5
Opponents	26	952-1967	.484	427-587	.729	1226-47.2	578	499	2331-89.7

1973-74 -- Record 12-14, 6-12 in the SEC

	GM	FG-FGA	PCT.	FT-FTA	PCT.	REB-AVG.	PF	A	PTS-AVG
LSU	26	864-1771	.488	401-568	.706	1106-42.5	639	449	2129-81.9
Opponents	26	796-1781	.447	457-664	.710	1140-43.9	462	330	2047-78.7

1972-73 -- Record 14-10, 9-9 in the SEC

	GM	FG-FGA	PCT.	FT-FTA	PCT.	REB-AVG.	PF	A	PTS-AVG
LSU	24	711-1472	.483	398-553	.720	954-39.8	520	336	2120-75.8
Opponents	24	726-1602	.453	360-522	.689	1000-41.7	526	362	1812-75.5

NOTES -- Dale Brown coaches the team for the first of his 25 years. His team supprises many in the SEC and becomes known as "The Hustlers."

1971-72 -- Record 10-16, 6-12 in the SEC

	GM	FG-FGA	PCT.	FT-FTA	PCT.	REB-AVG.	PF	A	PTS-AVG
LSU	26	780-1639	.476	440-660	.667	1113-42.8	554-27	413	2000-76.9
Opponents	26	807-1786	.452	521-728	.716	1152-44.3	496-21	----	2135-82.1

1970-71 -- Record 14-12, 10-8 in the SEC

	GM	FG-FGA	PCT.	FT-FTA	PCT.	REB-AVG.	PF	A	PTS-AVG
LSU	26	897-1725	.520	433-664	.652	1197-46.0	471	440	2227-85.6
Opponents	26	874-1985	.440	441-608	.752	1140-43.8	497	----	2189-84.1

1969-70 -- Record 22-10, 13-5 in the SEC, NIT Semifinalist

	GM	FG-FGA	PCT.	FT-FTA	PCT.	REB-AVG.	PF	A	PTS-AVG
LSU	32	1159-2403	.482	667-917	.727	1691-52.8	660	450	2985-93.3
Opponents	32	1117-2497	.447	626-928	.675	1485-46.4	670	----	2860-89.4

NOTES -- Press Maravich coaches the Tigers to the semifinals of the NIT in NYC During the year, son Pistol "Pete" Maravich becomes Division I's all-time leader scorer. He finishes his career with 3,667 career points and a three-year scoring average of 44.2 points per game.

1968-69 -- Record 13-13, 7-11 in the SEC

	GM	FG-FGA	PCT.	FT-FTA	PCT.	REB-AVG.	PF	A	PTS-AVG
LSU	26	935-1949	.480	446-653	.683	1197-46.0	502	334	2316-89.1
Opponents	26	903-2003	.451	469-671	.699	1326-51.0	503	----	2275-87.5

1967-68 -- Record 14-12, 8-10 in the SEC

	GM	FG-FGA	PCT.	FT-FTA	PCT.	REB-AVG.	PF	A	PTS-AVG
LSU	26	905-1933	.468	498-697	.714	1152-44.3	543	297	2308-88.7
Opponents	26	885-1939	.456	499-715	.697	1346-51.7	522	----	2239-86.1

1966-67 -- Record 3-23, 1-17 in the SEC

	GM	FG-FGA	PCT.	FT-FTA	PCT.	REB-AVG.	PF	A	PTS-AVG
LSU	26	758-1803	.420	419-621	.675	1075-43.3	501	274	1935-74.4
Opponents	26	875-1779	.492	482-668	.722	1262-48.5	469	----	2332-85.9

NOTES -- The Tigers struggle through the first-year of Press Maravich as head coach, but the fans are more excited about freshman games at the "Cow Palace" featuring first-year player Pete Maravich.

1965-66 -- Record 6-20, 2-14 in the SEC

	GM	FG-FGA	PCT.	FT-FTA	PCT.	REB-AVG.	PF	PTS-AVG
LSU	26	742-1739	.426	460-655	.702	1116-43.1	576	1944-74.7
Opponents	26	823-1858	.442	545-786	.693	1332-51.2	526	2194-84.2

1964-65 -- Record 12-14, 7-9 in the SEC

	GM	FG-FGA	PCT.	FT-FTA	PCT.	REB-AVG.	PF	PTS-AVG	
LSU	26	730-1922	.379	466-672	.693	1	298-49.9	496	1926-74.0
OPPONENT	26	798-1810	.440	492-661	.744	1	1181-49.2	504	2088-80.3

1963-64 -- Record 12-13, 8-6 in the SEC

	GM	FG-FGA	PCT.	FT-FTA	PCT.	REB-AVG.	PF	PTS-AVG	
LSU	25	687-1643	.418	458-621	.737	1	1175-47.0	483	1832-73.2
Opponents	25	666-1680	.396	476-666	.714	1	148-45.9	480	1811-72.4

1962-63 -- Record 12-12, 5-9 in the SEC

	GM	FG-FGA	PCT.	FT-FTA	PCT.	REB-AVG.	PF	PTS-AVG	
LSU	24	603-1598	.377	394-557	.707	1	1131-47.1	402	1602-66.7
Opponents	24	596-1547	.386	473-704	.671	1	1134-47.2	440	1678-69.9

1961-62 -- Record 11-14, 6-8 in the SEC

	GM	FG-FGA	PCT.	FT-FTA	PCT.	REB-AVG.	PF	PTS-AVG	
LSU	24	647-1586	.407	320-522	.613	1	1130-47.0	540	614-67.2
Opponents	24	556-1409	.387	473-704	.671	1	1105-46.0	403	1585-66.0

1960-61 -- Record 14-11, 7-7 in the SEC

	GM	FG-FGA	PCT.	FT-FTA	PCT.	REB-AVG.	PTS-AVG
LSU	25	609-1560	.390	385-544	.700	1075-43.0	603-64.1
Opponents	25	600-1574	.370	427-615	.690	1124-44.9	1627-65.0

1959-60 -- Record 14-11, 7-7 in the SEC

	GM	FG-FGA	PCT.	FT-FTA	PCT.	REB-AVG.	PF	PTS-AVG
LSU	23	537-1484	.350	418-622	.650	968-42.0	487	1501-65.2
Opponents	23	556-1409	.410	488-694	.700	1127-44.6	438	1703-74.0

1958-59 -- Record 10-15, 2-12 in the SEC

	GM	FG-FGA	PCT.	FT-FTA	PCT.	PF	PTS-AVG
LSU	25	651-1771	.367	381-596	.639	498	1682-67.2
OPPONENT	25	656-1786	.367	486-717	.677	432	1788-71.5

1957-58 -- Record 7-18, 3-11 in the SEC

	GM	FG-FGA	PCT.	FT-FTA	PCT.	REB-AVG.	PF	PTS-AVG
LSU	25	583-1835	.320	412-659	.620	968-38.7	530	1576-63.0
Opponents	25	677-1907	.350	429-741	.540	1306-52.2	477	1848-73.5

1956-57 -- Record 6-19, 1-13 in the SEC

	GM	FG-FGA	PCT.	FT-FTA	PCT.	REB-AVG.	PF	PTS-AVG
LSU	25	637-1863	.340	451-691	.650	1096-43.8	530	576-63.0
Opponents	25	670-1801	.370	603-863	.700	1305-52.2	419	1943-77.7

1955-56 -- Record 7-17, 5-9 in the SEC

	GM	FG-FGA	PCT.	FT-FTA	PCT.	REB-AVG.	PF	PTS-AVG
LSU	24	654-1803	.360	501-759	.660	1100-45.8	534	1809-75.4
Opponents	24	724-1915	.380	565-881	.640	1260-52.5	450	2013-83.9

1954-55 -- Record 6-18, 3-11 in the SEC

	GM	FG-FGA	PCT.	FT-FTA	PCT.	REB-AVG.	PF	PTS-AVG
LSU	24	562-1731	.324	473-724	.653	1115-46.5	462	1601-66.7
Opponents	24	652		498-789	.631		430	1802-75.1

1953-54 -- Record 20-5, 14-0 in the SEC, NCAA Tournament

	GM	FG-FGA	PCT.	FT-FTA	PCT.	PTS-AVG
LSU	25	678-1802	.376	519-742	.699	1875-75.0
Opponents	25	503		514-784	.655	1514-60.5

NOTES -- Tigers won their second consecutive SEC Championship, sharing the title with Kentucky at 14-0 as the teams did not play each other in the regular season in a dispute over a site for the game ... Teams met for the NCAA Tournament bid in a playoff in Nashville ... While Kentucky won, the Wildcats declined the bid and LSU went to the tournament for the second straight year.

1952-53 -- Record 22-3, 13-0 in the SEC, NCAA Final Four

NOTES -- The Tigers didn't lose in the league, despite the loss of one of their stars, Bob Pettit, for a few games in mid-season. LSU, coached by Harry Rabenhorst, was able to easily win the league and advanced through the regional round to its first NCAA Final Four in Kansas City.



Yearly Starting Lineups

Since 1974-75 (Lineups compiled based on most starts and lineups at end of season)

2016

G Keith Hornsby	Sr.	13.1 ppg	2.9 rpg
G Tim Quarterman	Jr.	11.2 ppg	3.6 apg
G Antonio Blackney	Fr.	12.6 ppg	3.4 rpg
F Ben Simmons	Fr.	19.2 ppg	11.8 rpg
F Craig Victor II	So.	11.5 ppg	5.6 rpg

2015

G Keith Hornsby	Jr.	13.4 ppg	4.2 rpg
G Tim Quarterman	So.	11.5 ppg	4.0 apg
G Jalyn Patterson	Fr.	6.8 ppg	2.4 rpg
F Jordan Mickey	So.	15.4 ppg	9.9 rpg
F Jarell Martin	So.	16.9 ppg	9.2 rpg

2014

G Anthony Hickey	Jr.	8.4 ppg	3.7 apg
G Andre Stringer	Sr.	11.8 ppg	2.6 apg
F Jarell Martin	Fr.	10.3 ppg	4.6 rpg
F Jordan Mickey	Fr.	12.7 ppg	7.9 rpg
F J. O'Bryant III	Jr.	15.4 ppg	7.7 rpg

2013

G Anthony Hickey	So.	11.2 ppg	3.7 apg
G Andre Stringer	Jr.	10.4 ppg	2.1 apg
G C. Carmouche	Sr.	10.7 ppg	3.6 apg
C Andrew Del Piero	Sr.	4.3 ppg	3.1 rpg
F J. O'Bryant III	So.	13.6 ppg	8.7 rpg

2012

G Anthony Hickey	Fr.	8.9 ppg	3.8 apg
G Andre Stringer	So.	10.1 ppg	2.7 apg
C Justin Hamilton	Jr.	12.9 ppg	7.2 rpg
F Ralston Turner	So.	9.1 ppg	3.0 rpg
F J. O'Bryant III	Fr.	8.5 ppg	6.7 rpg

2011

G Andre Stringer	Fr.	11.2 ppg	2.6 apg
G Ralston Turner	Fr.	12.3 ppg	2.6 rpg
F M. Derenbecker	Fr.	6.5 ppg	2.1 rpg
F Storm Warren	Jr.	7.7 ppg	5.7 rpg
F Malcolm White	Jr.	7.6 ppg	5.1 rpg

2010

G Bo Spencer	So.	14.5 ppg	2.5 rpg
G Chris Bass	So.	2.3 ppg	2.4 rpg
G Aaron Dotson	Fr.	3.2 ppg	1.3 rpg
F Storm Warren	So.	11.8 ppg	7.2 rpg
F Tasmin Mitchell	Sr.	16.8 ppg	9.4 rpg

2009

G M. Thornton	Sr.	21.1 ppg	5.5 rpg
G Bo Spencer	So.	11.4 ppg	2.9 rpg
G Garrett Temple	Sr.	7.1 ppg	4.5 rpg
C Chris Johnson	Sr.	7.7 ppg	7.2 rpg
F Tasmin Mitchell	Jr.	16.4 ppg	7.2 rpg

2008

G M. Thornton	Jr.	19.6 ppg	5.6 rpg
G Garrett Temple	Jr.	6.4 ppg	4.2 rpg
G Terry Martin	Jr.	8.3 ppg	2.5 rpg
F A. Randolph	Fr.	15.6 ppg	8.5 rpg
C Chris Johnson	Jr.	11.6 ppg	6.6 rpg

2007

G Garrett Temple	So.	8.6 ppg	3.7 rpg
G Terry Martin	So.	10.5 ppg	2.8 rpg
F Darnell Lazare	Sr.	7.4 ppg	4.5 rpg
F Tasmin Mitchell	So.	14.5 ppg	5.9 rpg
F Glen Davis	Jr.	17.7 ppg	10.4 rpg

2006

G Darrell Mitchell	Sr.	16.8 ppg	3.7 rpg
G Garrett Temple	Fr.	5.1 ppg	2.6 rpg
F Tasmin Mitchell	Fr.	11.4 ppg	5.6 rpg
F Glen Davis	So.	18.6 ppg	9.7 rpg
F Tyrus Thomas	Fr.	12.3 ppg	9.2 rpg

2005

G Tack Minor	Jr.	10.8 ppg	3.9 rpg
G Antonio Hudson	Jr.	13.1 ppg	3.2 rpg
G Darrell Mitchell	Jr.	13.1 ppg	2.6 rpg
F Brandon Bass	So.	17.3 ppg	9.1 rpg
F Glen Davis	Fr.	13.5 ppg	8.8 rpg

2004

G Xavier Whipple	So.	4.1 ppg	2.4 rpg
G Antonio Hudson	So.	10.2 ppg	3.9 rpg
F Brandon Bass	Fr.	12.8 ppg	7.4 rpg
F Jaime Lloreda	Sr.	16.9 ppg	11.6 rpg
F Regis Koundia	So.	3.9 ppg	3.6 rpg

2003

G Torris Bright	Sr.	11.1 ppg	3.1 rpg
G Collis Temple III	Sr.	10.8 ppg	3.5 rpg
G Antonio Hudson	Fr.	7.5 ppg	2.9 rpg
F Ronald Dupree	Sr.	15.8 ppg	7.8 rpg
F Jaime Lloreda	Jr.	12.3 ppg	9.0 rpg

2002

G Torris Bright	Jr.	13.4 ppg	3.8 rpg
G Jermaine Williams	So.	6.3 ppg	4.6 rpg
G Collis Temple III	Jr.	13.4 ppg	6.0 rpg
F Ronald Dupree	Jr.	16.2 ppg	8.5 rpg
F Brad Bridgewater	Jr.	6.7 ppg	3.9 rpg

2001

G Torris Bright	So.	10.8 ppg	2.8 rpg
G Collis Temple III	So.	14.1 ppg	4.6 rpg
F Ronald Dupree	So.	17.3 ppg	8.8 rpg
F Brian Beshara	Sr.	11.2 ppg	6.0 rpg
F Jermaine Williams	Fr.	7.4 ppg	3.9 rpg

2000

G Torris Bright	Fr.	10.0 ppg	3.7 rpg
G Lamont Roland	Jr.	10.9 ppg	4.6 rpg
F Brian Beshara	Jr.	11.0 ppg	5.1 rpg
F Jabari Smith	Sr.	12.5 ppg	7.0 rpg
F Stomile Swift	So.	16.2 ppg	8.2 rpg

1999

G Maurice Carter	Sr.	17.3 ppg	5.7 rpg
G Willie Anderson	Sr.	7.3 ppg	2.9 rpg
F Brian Beshara	So.	11.0 ppg	5.3 rpg
F Jabari Smith	Jr.	12.7 ppg	9.7 rpg
F Stomile Swift	Fr.	7.6 ppg	4.3 rpg

1998

G Maurice Carter	Jr.	14.4 ppg	3.7 rpg
G Willie Anderson	Jr.	12.9 ppg	3.2 rpg
F DeJuan Colling	Jr.	8.8 ppg	3.7 rpg
F Rogers Washington	Jr.	9.2 ppg	4.1 rpg
F Cedric Carter	Jr.	8.1 ppg	6.1 rpg

1997

G Gene Nabors	So.	5.0 ppg	2.7 rpg
G Maurice Carter	Fr.	9.8 ppg	2.3 rpg
F Duane Spencer	Sr.	15.1 ppg	7.7 rpg
F Rogers Washington	So.	8.4 ppg	4.3 rpg
F Nick Sheppard	So.	7.1 ppg	5.7 rpg

1996

G Gene Nabors	Fr.	5.2 ppg	4.2 rpg
G Ronnie Henderson	Jr.	21.8 ppg	4.7 rpg
F Roman Rubchenko	Sr.	11.2 ppg	6.9 rpg
F Duane Spencer	Jr.	7.9 ppg	5.7 rpg
G Deuce Ford	Jr.	11.5 ppg	5.4 rpg

1995

G Randy Livingston	Fr.	14.0 ppg	4.0 rpg
G Ronnie Henderson	So.	23.3 ppg	5.3 rpg
F Clarence Caesar	Sr.	12.6 ppg	7.0 rpg
F Landers Nolley	Jr.	10.7 ppg	4.7 rpg
F Roman Rubchenko	Jr.	9.8 ppg	5.9 rpg

1994

G Jaime Brandon	Jr.	16.5 ppg	5.7 rpg
G Andre' Owens	Sr.	9.0 ppg	1.6 rpg
G Sean Gipson	Sr.	5.7 ppg	5.1 rpg
F Clarence Carter	Jr.	14.6 ppg	6.3 rpg
F Lenear Burns	Sr.	9.3 ppg	5.4 rpg

1993

G Mike Hansen	Sr.	5.9 ppg	1.0 rpg
C Geert Hammink	Sr.	15.3 ppg	10.2 rpg
G Sean Gipson	Jr.	9.2 ppg	4.9 rpg
F Andre' Owens	Jr.	8.1 ppg	1.9 rpg
F Clarence Caesar	Jr.	9.8 ppg	6.2 rpg

1992

G Justin Anderson	Sr.	7.4 ppg	2.5 rpg
G Jamie Brandon	Fr.	10.5 ppg	2.5 rpg
C Shaquille O'Neal	Jr.	24.1 ppg	14.0 rpg
F Vernel Singleton	Sr.	14.3 ppg	6.6 rpg
F Clarence Caesar	So.	11.5 ppg	4.8 rpg

1991

G Mike Hansen	So.	12.7 ppg	2.2 rpg
G T.J. Pugh	Jr.	6.6 ppg	3.7 rpg
G Shawn Griggs	Fr.	8.9 ppg	3.8 rpg
C Shaquille O'Neal	So.	27.6 ppg	14.7 rpg
F Vernel Singleton	Jr.	15.2 ppg	5.9 rpg

1990

G Chris Jackson	So.	27.8 ppg	2.5 rpg
G "Mo" Williamson	So.	12.2 ppg	2.3 rpg
C Shaquille O'Neal	Fr.	13.9 ppg	12.0 rpg
F Wayne Sims	Jr.	7.8 ppg	4.8 rpg
F Stanley Roberts	Fr.	14.1 ppg	9.8 rpg

1989

G Chris Jackson	Fr.	30.2 ppg	3.4 rpg
G Lyle Morton	So.	8.2 ppg	3.2 rpg
F Wayne Sims	So.	13.3 ppg	7.6 rpg
F Vernel Singleton	Fr.	10.8 ppg	7.8 rpg
F Ricky Blanton	Sr.	20.3 ppg	8.2 rpg

1988

G Daryle Joe	So.	11.9 ppg	2.7 rpg
G Fess Irvin	Sr.	3.6 ppg	1.3 rpg
F Ricky Blanton	Jr.	17.0 ppg	8.8 rpg
F Jose Vargas	Sr.	14.5 ppg	8.2 rpg
F Bernard Woodside	Sr.	5.8 ppg	4.2 rpg

1987

G Danyl Joe	Fr.	8.4 ppg	2.9 rpg
G Oliver Brown	Sr.	6.5 ppg	7.3 rpg
F Nikita Wilson	Sr.	15.6 ppg	7.0 rpg
F Bernard Woodside	Jr.	6.9 ppg	4.0 rpg
F Anthony Wilson	Sr.	16.6 ppg	3.6 rpg

1986

G Derrick Taylor	Sr.	13.8 ppg	1.7 rpg
G Don Redden	Sr.	13.0 ppg	4.8 rpg
C Ricky Blanton	So.	6.3 ppg	4.9 rpg
F John Williams	So.	17.8 ppg	8.5 rpg
F Jose Vargas	So.	3.0 ppg	2.5 rpg

1985

G Don Redden	Jr.	9.7 ppg	2.9 rpg
G Derrick Taylor	Jr.	9.1 ppg	1.7 rpg
F Nikita Wilson	So.	15.0 ppg	6.9 rpg
F John Williams	Fr.	13.4 ppg	6.6 rpg
F Jerry Reynolds	Jr.	11.0 ppg	6.1 rpg

1984

G Derrick Taylor	So.	13.4 ppg	1.7 rpg
G John Tudor	Sr.	8.2 ppg	3.6 rpg
C Leonard Mitchell	Sr.	11.9 ppg	7.3 rpg
F Jerry Reynolds	So.	14.2 ppg	8.2 rpg
F Nikita Wilson	Fr.	6.0 ppg	5.2 rpg

1983

G Johnny Jones	Jr.	6.5 ppg	4.0 rpg
G John Tudor	Jr.	6.7 ppg	3.1 rpg
F Howard Carter	Sr.	17.6 ppg	4.7 rpg
C Leonard Mitchell	Jr.	14.7 ppg	9.1 rpg
F Jerry Reynolds	Fr.	10.6 ppg	6.2 rpg

1982

G Derrick Taylor	So.	13.4 ppg	1.7 rpg
G Johnny Jones	So.	5.0 ppg	1.1 rpg
G John Tudor	So.	2.7 ppg	2.9 rpg
C Leonard Mitchell	So.	13.9 ppg	7.6 rpg
F Howard Carter	Jr.	16.7 ppg	5.6 rpg

1981

G Ethan Martin	Sr.	11.5 ppg	2.9 rpg
G Howard Carter	So.	16.0 ppg	4.1 rpg
C Grey Cook	Sr.	9.2 ppg	5.3 rpg
F Durand Macklin	Sr.	15.9 ppg	9.8 rpg
F Leonard Mitchell	Fr.	10.8 ppg	7.2 rpg

1980

G Ethan Martin	Jr.	11.9 ppg	1.9 rpg
G Howard Carter	Fr.	10.5 ppg	3.4 rpg
C Grey Cook	Jr.	4.4 ppg	5.8 rpg
F Durand Macklin	Jr.	17.6 ppg	9.7 rpg
F DeWayne Scales	Jr.	16.3 ppg	7.9 rpg

1979

G Al Green	Sr.	17.7 ppg	3.4 rpg
G Ethan Martin	So.	9.7 ppg	2.5 rpg
C Lionel Green	Sr.	9.7 ppg	11.1 rpg
F DeWayne Scales	So.	19.4 ppg	9.1 rpg
F Greg Cook	So.	6.3 ppg	6.3 rpg

1978

G Kenny Higgs	Sr.	13.7 ppg	2.2 rpg
G Jordy Hultberg	So.	9.7 ppg	2.1 rpg
C Lionel Green	Jr.	5.2 ppg	7.2 rpg
F Durand Macklin	So.	19.0 ppg	10.6 rpg
F DeWayne Scales	Fr.	12.8 ppg	9.4 rpg

1977

G Kenny Higgs	Jr.	17.7 ppg	3.0 rpg
G Jordy Hultberg	Fr.	12.8 ppg	2.2 rpg
C Grey Cook	Fr.	11.5 ppg	9.2 rpg
F Bob Miller	Sr.	8.9 ppg	2.3 rpg
F Durand Macklin	Fr.	14.8 ppg	11.8 rpg

1976

G Kenny Higgs	So.	22.2 ppg	3.5 rpg
G Donald Newman	Fr.	5.5 ppg	2.3 rpg
C Floyd Bailey	So.	11.5 ppg	8.1 rpg
F Ed LeBlanc	Sr.	10.7 ppg	10.4 rpg
F Lionel Green	Fr.	5.4 ppg	6.3 rpg

1975

G Kenny Higgs	Fr.	21.7 ppg	10.0 rpg
G Mike Darnall	Sr.	6.3 ppg	4.1 rpg
C Ed LeBlanc	Jr.	13.7 ppg	9.9 rpg
F Randy Herring	Sr.	5.6 ppg	3.8 rpg
F Glenn Hansen	Sr.	21.7 ppg	10.0 rpg

1942-43

LSU 101, Camp Livingston 50 (H)

1951-52

LSU 103, Mississippi State 78 (H) - Jan. 14, 1952

1952-53

LSU 124, Southwestern (Tenn.) 33 (H) - Dec. 8, 1952
 LSU 100 (#8), Villanova 94 (Sugar Bowl) - Dec. 29, 1952

1953-54

LSU 128, Louisiana College 74 (H) - Dec. 7, 1953
 LSU 100, Georgia 53 (H) - Jan. 9, 1954

1955-56

LSU 100, Ole Miss 76 (H) - Feb. 6, 1956

1967-68

Florida State 130, LSU 100 (Milw. Cl.) - Dec. 16, 1967
 LSU 111, Mississippi St. 87 (H) - Dec. 22, 1967
 LSU 100, Tulane 91 (A) - Jan. 11, 1968
 LSU 104, Clemson 81 (H) - Jan. 24, 1968

1968-69

LSU 109, Loyola (N.O.) 82 (A) - Dec. 2, 1968
 LSU 101, Oklahoma City 85 (A) - Dec. 28, 1968
 LSU 120, Pittsburgh 79 (H) - Jan. 31, 1969

1969-70

LSU 100, Loyola (N.O.) 87 (H) - Dec. 9, 1969
 LSU 109, Vanderbilt 86 (H) - Dec. 11, 1969
 LSU 111, Clemson 103 (A) - Dec. 20, 1969
 LSU 109, Ole Miss 86 (H) - Jan. 31, 1970
 LSU 109, Mississippi State 91 (H) - Feb. 2, 1970
 Alabama 106, LSU 104 (A) - Feb. 7, 1970
 LSU 127, Tulane 114 (H) - Feb. 9, 1970
 Kentucky 121 (#2), LSU 105 (H) - Feb. 21, 1970
 LSU 103, Ole Miss 90 (A) - Feb. 28, 1970

1970-71

LSU 109, Loyola (N.O.) 103 (A) - Dec. 1, 1970
 LSU 106, Auburn 92 (A) - Jan. 9, 1971
 LSU 107, Alabama 78 (H) - Feb. 6, 1971
 LSU 114, Auburn 94 (H) - Feb. 15, 1971

1971-72

LSU 103, Loyola (N.O.) 85 (H) - Jan. 8, 1972

1972-73

LSU 107, Southern Miss 79 (H) - Feb. 19, 1973

1973-74

LSU 105, Iona 78 (H) - Dec. 22, 1973
 LSU 102, Boston University 64 (H) - Dec. 30, 1973
 LSU 102, Florida 81 (H) - Feb. 9, 1974

1974-75

LSU 105, Duke 95 (Carolina Classic) - Dec. 20, 1974
 LSU 113, St. Peter's 101 (H) - Dec. 27, 1974

1975-76

LSU 109, CCMY 73 (La. Classic) (H) - Nov. 28, 1975
 LSU 100, Ole Miss 75 (H) - Jan. 10, 1976

1976-77

LSU 100, Samford 89 (H) - Dec. 6, 1976
 LSU 101, Montana State 80 (H) - Dec. 27, 1976
 Tennessee 108, LSU 102 (H) - Jan. 15, 1977

1977-78

LSU 120, Tulane 88 (H) - Dec. 7, 1977
 LSU 121, Tennessee 87 (H) - Jan. 9, 1978
 LSU 101, Tennessee 86 (A) - Feb. 6, 1978
 LSU 101, Auburn 85 (OT) (A) - Feb. 20, 1978
 LSU 103, Alabama 85 (H) - March 6, 1978

1978-79

LSU 112 (#14), St. Francis 81 (H) - Nov. 24, 1978
 LSU 109 (#11), Tulane 85 (H) - Dec. 4, 1978
 LSU 100 (#7), Colgate 73 (H) - Dec. 29, 1978

1979-80

LSU 112 (#7), Florida 81 (H) - Dec. 1, 1979
 LSU 104 (#7), New Orleans 78 (H) - Dec. 3, 1979
 LSU 103 (#6), Maine 81 (H) - Dec. 15, 1979

1980-81

LSU 119 (#15), Tulane 81 (H) - Dec. 6, 1980
 LSU 100 (#10), UNC-W 68 (H) - Dec. 29, 1980
 LSU 100 (#4), Lamar 78 (NCAA) (A) - March 14, 1981

1982-83

LSU 115, Cleveland State 77 (H) - Dec. 18, 1982

1983-84

LSU 104 (#11), U.S. Inter. 66 (H) - Jan. 16, 1984

1984-85

LSU 102 (#16), Loyola (IL) 96 (H) - Nov. 28, 1984
 LSU 103 (#18), Utah State 71 (H) - Dec. 28, 1984

1985-86

LSU 101 (#12), Hawaii-Pacific 89 (A) - Dec. 1, 1985

1986-87

LSU 117, Illinois-Chicago 84 (N) - Dec. 30, 1986

1988-89

Louisiana Tech 111, LSU 109 (OT) (H) - Dec. 6, 1988
 LSU 111, Florida 101 (A) - Dec. 10, 1988
 LSU 128, Tennessee-Martin 89 (H) - Dec. 20, 1988
 Illinois 127 (#5), LSU 100 (H) - Dec. 22, 1988
 LSU 101, Morehead State 88 (N) - Dec. 28, 1988
 LSU 104, Auburn 77 (H) - Jan. 7, 1989
 LSU 105, Ole Miss 75 (H) - Feb. 1, 1989
 LSU 104 (#19), Auburn 91 (A) - Feb. 8, 1989
 LSU 122 (#19), Tennessee 106 (H) - Feb. 11, 1989
 Ole Miss 113, LSU 112 (OT) (A) - Feb. 4, 1989

1989-90

LSU 116 (#9), Lamar 76 (H) - Dec. 4, 1989
 LSU 100 (#9), Hardin Simmons 66 (H) - Dec. 30, 1989
 LSU 124 (#11), Texas 113 (N-Houston) - Jan. 2, 1990
 LSU 111 (#11), Tennessee 94 (H) - Jan. 8, 1990
 LSU 101 (#13), Vanderbilt 72 (H) - Jan. 16, 1990
 LSU 107 (#16), UNLV 105 (H) - Jan. 28, 1990
 LSU 148 (#14), Loyola Marymount 141 (#20)(OT) (H) - Feb. 3, 1990
 LSU 119 (#11), Tennessee 113 (A) - Feb. 10, 1990
 LSU 121 (#9), Vanderbilt 108 (A) - Feb. 18, 1990
 LSU 103 (#15), Ole Miss 94 (H) - March 3, 1990

1990-91

LSU 117 (#14), SE Louisiana 68 (H) - Nov. 26, 1990
 LSU 101 (#20), Texas 87 (#22) (H) - Nov. 30, 1990
 LSU 101 (#18), Chapman 68 (H) - Dec. 7, 1990
 LSU 122 (#10), Loyola Marymount 114 (H) - Dec. 20, 1990
 LSU 118 (#15), Nicholls State 76 (H) - Dec. 29, 1990
 LSU 107 (#19), Kentucky 88 (#10)(H) - Feb. 5, 1991
 LSU 119 (19), Tennessee 87 (H) - Feb. 23, 1991

1991-92

LSU 101, Southeastern La. 64 (H) - Dec. 17, 1991
 LSU 159, Northern Arizona 86 (H) - Dec. 28, 1991
 LSU 123, Nicholls State 61 (H) - Dec. 30, 1991
 LSU 115, McNeese State 67 (H) - Jan. 20, 1992
 LSU 100, Ole Miss 69 (H) - Feb. 25, 1992

1993-94

LSU 100, Winthrop 71 (H) - Dec. 28, 1993
 Arkansas 108, (#1) LSU 105 (OT) (H) - March 2, 1994

1994-95

LSU 106, Southeastern Louisiana 80 (H) - Nov. 25, 1994
 LSU 127, George Mason 104 (H) - Dec. 3, 1994
 LSU 113, Troy 78 (H) - Dec. 6, 1994
 LSU 105, Georgia State 70 (H) - Dec. 28, 1994

1995-96

LSU 109, Southern 100 (H) - Nov. 29, 1995
 LSU 104, Louisiana College 65 (H) - Dec. 23, 1995

1999-00

LSU 112, Grambling State 37 (H) - Nov. 20, 1999
 LSU 103, Wyoming 86 (N) - Nov. 27, 1999

2002-03

LSU 112, (#23), Centenary 65 (H) - Jan. 15, 2003

2004-05

LSU 113, Ohio State 101 (2OT) (H) - Jan. 15, 2005

2005-06

LSU 104, Nicholls State 57 (H) - Nov. 21, 2005

2012-13

LSU 102, Northwestern State 95 (H) - Nov. 20, 2012

2015-16

LSU 119, North Florida 108 (H) -- Dec. 12, 2015
 LSU 100, Oral Roberts 77 (H) -- Dec. 19, 2015

100 Point Facts

- LSU record when LSU scores 100 or more points: 99-8 (92.5%)
- LSU has won 37 of the last 38 games when scoring 100 or more points, including the last 14.
- LSU record when opponents score 100 points or more: 14-77 (15.4%)
- LSU record when both teams score 100 points in the same game: 16-10 (61.5%)

100 Point Games by Coaches

COACH	TOT	W-L
Johnny Jones	3	3-0
John Brady	5	5-0
Dale Brown	71	66-5
Press Maravich	21	18-3
Harry Rabenhorst	6	6-0
Dale Morey	1	1-0

Most 100 Point Games by Year, Record

1989-90	10	10-0
1988-89	10	7-3
1969-70	9	7-2
1990-91	7	7-0
1991-92	5	5-0
1977-78	5	5-0
1994-95	4	4-0
1967-68	4	3-1



Josh Gray helped LSU to a 2015 double OT win versus Georgia.



Tyrus Thomas dunks on a Texas defender in the 70-60 overtime win to advance to the Final Four of the 2006 NCAA Tournament.

DATE	SCORE	SITE
01/13/41	Alabama 36, LSU 32	Tuscaloosa, Ala.
02/27/42	Alabama 45, LSU 31	Louisville, Ky.
03/04/50	Tennessee 81, LSU 79	Louisville, Ky.
01/08/55	Georgia 76, LSU 70	Athens, Ga.
02/12/55	Georgia Tech 79, LSU 72	Baton Rouge
12/08/56	Loyola (N.O.) 77, LSU 73	Baton Rouge
01/18/57	Tulane 66, LSU 64	Baton Rouge
12/10/59	Loyola (N.O.) 66, LSU 65	Baton Rouge
12/3/60	Duke 80, LSU 74	Durham, N.C.
12/16/60	LSU 73, Texas Tech 69	Lubbock, Texas
12/29/60	Furman 56, LSU 55 (3ot)	Greenville, S.C.
12/21/61	Arkansas 84, LSU 81	Shreveport
01/07/63	Georgia 76, LSU 67	Athens, Ga.
01/12/63	LSU 61, Tennessee 60	Baton Rouge
12/09/66	Loyola (N.O.) 87, LSU 86 (2ot)	New Orleans
01/14/67	Alabama 76, LSU 74	Tuscaloosa, Ala.
02/10/68	LSU 93, Florida 92	Baton Rouge
12/14/68	Tulane 101, LSU 99 (2ot)	Baton Rouge
12/18/68	LSU 93, Florida 89	Baton Rouge
02/01/69	Ole Miss 84, LSU 81	Baton Rouge
03/08/69	LSU 90, Georgia 80 (2ot)	Athens, Ga.
01/02/71	USC 80, LSU 76	Los Angeles, Calif.
02/12/72	Alabama 103, LSU 99 (4ot)	Tuscaloosa, Ala.
1/19/74	Alabama 80, LSU 79	Baton Rouge
02/16/74	Miss. State 87, LSU 84	Baton Rouge
02/22/75	LSU 96, Georgia 90	Baton Rouge

02/05/77	Alabama 77, LSU 70	Baton Rouge
01/02/78	Miss. State 84, LSU 82	Starkville, Miss.
02/11/78	LSU 95, Kentucky 94	Baton Rouge
02/20/78	LSU 101, Auburn 95	Auburn, Ala.
01/20/79	LSU 70, Ole Miss 69	Oxford, Miss.
02/10/79	LSU 88, Florida 82	Gainesville, Fla.
01/12/80	Georgia 73, LSU 72 (2ot)	Athens, Ga.
02/06/80	LSU 68, Alabama 66	Tuscaloosa, Ala.
02/24/80	Kentucky 76, LSU 74	Baton Rouge
11/28/81	UNLV 83, LSU 79	Las Vegas, Nev.
03/11/83	Tennessee 74, LSU 71 (SEC Tour.)	Birmingham, Ala.
03/16/83	New Orleans 99, LSU 94 (NIT)	Baton Rouge
02/04/84	LSU 69, Georgia 68	Baton Rouge
02/06/84	LSU 61, Tennessee 59	Baton Rouge
02/17/84	Alabama 51, LSU 49	Tuscaloosa, Ala.
03/11/84	Alabama 72, LSU 70	Nashville, Tenn.
03/13/86	LSU 94, Purdue 87 (2ot-NCAA)	Baton Rouge
01/10/87	Georgia 64, LSU 63	Baton Rouge
02/04/87	LSU 82, Ole Miss 75	Baton Rouge
03/07/87	LSU 89, Georgia 88 (2ot-SEC Tour.)	Atlanta, Ga.
01/09/88	LSU 69, Ole Miss 61	Oxford, Miss.
12/06/88	La. Tech 111, LSU 109	Baton Rouge
03/04/89	Ole Miss 113, LSU 112	Oxford, Miss.
01/04/90	Miss. St. 87, LSU 80	Starkville, Miss.
01/24/90	Georgia 94, LSU 92	Baton Rouge
02/03/90	LSU 148, Loyola Marymount 141	Baton Rouge
03/03/92	Arkansas 106, LSU 92	Fayetteville, Ark.
01/13/93	LSU 84, Miss. State 76	Starkville, Miss.



Senior Keith Hornsby had 32 in overtime at Houston.



In 2014-15 Tim Quarterman helped in overtime wins vs. Texas Tech, UGA and Vandy.

12/04/93	LSU 95, Nicholls St. 90	Baton Rouge
03/02/94	Arkansas 108, LSU 105	Baton Rouge
01/21/95	LSU 87, Ole Miss 81	Baton Rouge
12/07/96	Louisville 93, LSU 87	Anaheim, Calif.
01/08/97	LSU 88, Florida 82	Baton Rouge
12/19/98	LSU 63, Texas 61	Baton Rouge
02/10/99	Alabama 72, LSU 71 (3ot)	Tuscaloosa, Ala.
02/13/01	Florida 91, LSU 74	Baton Rouge
02/28/01	LSU 78, Ole Miss 77	Baton Rouge
11/23/01	Weber State 75, LSU 74	Hilo, Hawaii
02/13/02	LSU 68, Miss. State 65	Baton Rouge
12/18/04	Southern Miss 88, LSU 84	Biloxi, Miss.
01/15/05	LSU 113, Ohio State 101 (2ot)	Baton Rouge
01/19/05	LSU 66, Arkansas 63	Baton Rouge
03/12/05	Kentucky 79, LSU 78 (SEC Tour.)	Atlanta, Ga.
11/26/05	LSU 71, West Virginia 68	Morgantown, WVa.
03/25/06	LSU 70, Texas 60 (NCAA Tour.)	Atlanta, Ga.
12/10/06	Texas 76, LSU 75	Houston, Texas
03/08/07	LSU 76, Tennessee 75 (SEC Tour.)	Atlanta, Ga.
11/21/07	Arizona State 87, LSU 84	Lahaina, Maui
02/11/09	LSU 97, Miss. State 94 (2ot)	Starkville, Miss.
12/22/09	Washington State 73, LSU 72	Seattle, Wash.
12/13/10	Coastal Carolina 78, LSU 69	Baton Rouge
12/16/10	LSU 78, McNeese 66	Baton Rouge
11/23/11	South Alabama 79, LSU 75	Baton Rouge
01/17/12	LSU 65, Auburn 58	Baton Rouge
02/14/12	LSU 69, Miss. State 67	Baton Rouge
02/29/12	Tennessee 74, LSU 69	Baton Rouge
01/16/13	South Carolina 82, LSU 73	Baton Rouge

02/23/13	LSU 97, Alabama 94 (3ot)	Baton Rouge
12/01/13	LSU 70, Butler 68	Orlando, Fla.
1/15/14	Ole Miss 88, LSU 74	Oxford, Miss.
2/22/14	Kentucky 77, LSU 76	Lexington, Ky.
11/18/14	LSU 69, Texas Tech 64	Baton Rouge
1/8/15	Missouri 74, LSU 67	Columbia, Mo.
1/10/15	LSU 87, Georgia 84 (2 ot)	Baton Rouge
1/24/15	LSU 79, Vanderbilt 75	Nashville, Tenn.
3/13/15	Auburn 73, LSU 70 (SEC Tourn.)	Nashville, Tenn.
11/24/15	NC State, 83, LSU 72	Brooklyn, N. Y.
12/13/15	Houston 105, Houston 98	Houston, Texas

Overtime Record	39-55 (41.5%)
At Home	24-20 (54.5%)
On Road	11-21 (34.3%)
Neutral	4-14 (22.2%)

Coaches Overtime Records		
COACH	TOT	W-L
Johnny Jones	12	5-7
Trent Johnson	8	4-4
John Brady	15	8-7
Dale Brown	36	17-19
Press Maravich	9	3-6
Jay McCreary	7	2-5
Harry Rabenhorst	7	0-7

Single Overtime Games --	32-49 (39.5%)
2 OT Games --	6-3 (66.7%)
3 OT Games --	1-2 (33.3%)
4 OT Game --	0-1 (00.0%)

Most Overtimes In A Season	
2014-15 --	5, 3-2 record
2011-12 --	4, 2-2 record
2004-05 --	4, 2-2 record
1983-84 --	4, 2-2 record
1968-69 --	4, 2-2 record

LSU Rallies

The following are the 54 games in which LSU rallied to win from at least a 5-point halftime deficit (2016 to 1981):

DATE	OPPONENT	LSU HALFTIME DEFICIT	LSU WINS BY SCORE OF
2015-16			
Dec. 13, 2015	North Florida	-8	119-108
Jan. 23, 2016	at Alabama	-5	72-70
2014-15			
Jan. 24, 2015	at Vandy	-5	79-75
Dec. 18, 2014	at UAB	-6	79-70
Dec. 4, 2014	at #16 W. Virginia	-5 (down 14 2H)	74-73
Nov. 18, 2014	Texas Tech	-12	69-64 OT
2013-14			
March 6, 2014	at Vanderbilt	-8	57-51
2012-13			
Feb. 23, 2013	Alabama	-5	97-94 3 OT
Feb. 2, 2013	at Mississippi State	-14	69-68
Nov. 29, 2012	Seton Hall	-12	72-67
2011-2012			
Feb. 14, 2012	Mississippi State	-13	69-67 OT
Dec. 3, 2011	at Rutgers	-5	55-50
Nov. 29, 2011	at Houston	-8	59-58
2009-10			
Dec. 12, 2009	Northwestern State	-6	73-62
2008-09			
Feb. 18, 2009	at Arkansas	-6	72-69
Feb. 14, 2009	Ole Miss	-5	73-66
Dec. 22, 2008	McNeese State	-7	62-59
2007-08			
March 5, 2008	Alabama	-7	80-74
Nov. 20, 2007	Chaminade	-5	78-72
2006-07			
Dec. 2, 2006	at Tulane	-16	74-67
2005-06			
March 15, 2006	Iona (NCAA)	-5	80-64
Feb. 28, 2006	at South Carolina	-6	64-61
Feb. 25, 2006	Kentucky	-5	71-67
2004-05			
Feb. 24, 2005	at Auburn	-6	77-64
2003-04			
March 3, 2004	Ole Miss	-11	58-45
2001-02			
Feb. 27, 2002	Ole Miss	-7	59-56
Feb. 13, 2002	Mississippi State	-15	68-65 OT
2000-01			
Feb. 28, 2001	Ole Miss	-5	78-77 OT

1998-99

Feb. 17, 1999 South Carolina -9 60-56

1997-98

Dec. 19, 1998 Texas -10 63-61 OT

1996-97

Jan. 8, 1997 Florida -6 88-82 OT

Dec. 28, 1996 Fresno State -11 79-75

Nov. 29, 1996 Iona -7 70-60

1995-96

Dec. 19, 1995 Centenary -9 65-63

1994-95

Jan. 21, 1995 Ole Miss -5 87-81 OT

Jan. 17, 1995 at Alabama -5 74-61

1993-94

Dec. 4, 1993 Nicholls State -7 95-90 OT

1992-93

Jan. 2, 1993 Drake -12 94-86

1991-92

Jan. 3, 1992 Texas (Superdome) -5 84-83

Nov. 22, 1991 Louisiana-Monroe 11 77-76

1989-90

Feb. 21, 1990 Alabama -6 75-69

1988-89

Jan. 25, 1989 at Georgia -17 80-79

Jan. 14, 1989 at Kentucky -7 64-62

1987-88

Feb. 17, 1988 Georgia -5 63-62

Jan. 13, 1988 at Tennessee -7 52-51

Dec. 12, 1987 Maryland -6 55-54

1986-87

Feb. 25, 1987 Mississippi State -6 55-46

1985-86

March 15, 1986 Memphis -6 83-81

Dec. 17, 1985 at Texas -7 72-65

1984-85

Feb. 14, 1985 at Tennessee -6 87-82

Jan. 12, 1985 Tennessee -9 75-65

Dec. 30, 1984 Alabama -6 63-61

1983-84


Feb. 4, 1984 Georgia -12 69-68

Nov. 26, 1983 at New Orleans -9 67-59

1980-81

March 5, 1981 Florida (SECT) -7 83-75

Jan. 14, 1981 at Alabama -6 59-56



1969-70



1970-71



1971-72



1972-73



1973-74



1974-75



1975-76



1976-77




1977-78



1978-79



1979-80



1980-81



1981-82



1982-83



1983-84



1984-85



1985-86



1986-87



1987-88



1988-89



1989-90



1990-91



1991-92



1992-93



1993-94



1994-95



1995-96



1996-97



1997-98



1998-99



1999-00



2000-01



2001-02



2002-03



2003-04



2004-05



2005-06



2006-07



2007-08



2008-09



2009-10



2010-11



2011-12



2012-13



2013-14




2014-15



2015-16



Championship BASKETBALL






Shaquille O'Neal

1991 National Player of the Year
National Collegiate Basketball HOF
Naismith Memorial Basketball HOF



Dale Brown

1981 National Coach of the Year
National Collegiate Basketball HOF



Pete Maravich

1969 • 1970 National Player of the Year
National Collegiate Basketball HOF
Naismith Memorial Basketball HOF



Bob Pettit

National Collegiate Basketball HOF
Naismith Memorial Basketball HOF



Joe Dean, Sr.

National Collegiate Basketball HOF



Tex Winter

National Collegiate Basketball HOF
Naismith Memorial Basketball HOF

63

First-Team All-SEC Selections

66

Academic All-SEC Honors

12

SEC Player of the Year Honors

9

First-Team All-Americans

28

Postseason Appearances

4

NCAA Final Four Appearances

1

NIT Semifinals Appearance

1

National Title

10

SEC Championships

15

NBA First-Round Draft Picks

2

NBA No. 1 Pick

2

NBA No. 2 Picks

2

NBA No. 3 Picks

3

Members of NBA at 50 Team

2

College National Players of the Year

1

College National Freshman of the Year

4

Naismith Hall of Fame Members

6

Collegiate Basketball Hall of Fame Members



(Front Row) Blackie Banker, Wally Wells, Henry Young, Sparky Wade, Nolan Miller, Guy Ottwell, Milford McDonald, Mac Michael.

(Back Row) Judge Bryan, Bill Leathers, Shongaloo Lindsey, Sid Adger, Texas Bohannon, Red Beeson, Jack Harris, Ben Journeay, Buddy Blair.

1935

Winner American Legion Bowl - Atlantic City, N. J.
Southeastern Conference Champions
Coach Harry Rabenhorst • Record 14-1, 11-0

NATIONAL CHAMPIONS

It was a different time and a different era. But in 1935, in the days before the NCAA Tournament and the National Invitation Tournament sprung to life and created true March Madness, there was a national championship being claimed on the hardwood at LSU.

Led by the school's first All-American, Sparky Wade, and Buddy Blair, the Tigers of 10th year head coach Harry Rabenhorst pulled off a feat that many people feel is the first magical moment of LSU basketball. The Tigers, after a 13-1 regular season and a co-championship in the Southeastern Conference, went to Atlantic City and played the best team in the East, the Pittsburgh Panthers, and won.

They called Wade the "Little Giant from Jena," and he could make a basketball do almost anything. He was 5-6 and a smaller preview of what would come in the late 1960s with Pete Maravich.

In 1935, the Tigers had a very favorable schedule that saw them play only three of 14 games away from the comfort of the Gym-Armory. The road games weren't bad trips at all, even in those days. One was to Houston to face Rice and the other two were to New Orleans to face Tulane.

The only loss of the season was that game against Rice, 56-47. Wade jokingly said in later years of that game, "The Rice Gym was an old auditorium with one chandelier with twenty-five watt bulbs. You could not see your feet or the color of uniforms. Even the floor was unwaxed."

But that was the only time the Tigers stumbled. Ironically, there was no SEC Tournament that particular year so LSU and Kentucky would not meet in basketball that season. Kentucky, undefeated in the conference, had not lost to LSU in a hoops contest and wouldn't until 26 years later.

So LSU and Pittsburgh were invited to the battle for the American Legion Bowl



before some 5,000 at the Atlantic City Auditorium. LSU won by four, 41-37, but that tells so little of the story.

It was April 13, 1935. Doc Carlson's Panthers were 18-5 on the season. The Tigers started out very, very slow at a time when scoring points could be easily at a premium. The Tigers trailed 18-4 and still were down by nine, 26-17, at the half.

Gradually LSU rallied back. Buddy Blair made a long shot to give LSU a 35-33 lead. He then followed it with the next six points for the Tigers. Pittsburgh outscored LSU 17-16 in field goals, but LSU had a 9-3 advantage from the free throw line.

Blair led all scorers with 20 points, Shongaloo Lindsey added eight, Sparky Wade five, Jack Harris four and Arnold Bryan and Ben Journeay two apiece. While Wade's point total was down, his ball handling and court presence meant much to LSU's win.

The Advocate trumpeted the news the next day: "Louisiana State University, power in the Southeastern Conference, came from

far behind tonight to defeat the University of Pittsburgh, Eastern Conference champion, 41-37, in their intersectional basketball game."

"The Bayou Tigers from Baton Rouge, trailing 26-17 at the half, smothered Pittsburgh in the second half with their flashy passing and scored goal after goal from the field."

"Pittsburgh used a figure-eight offense," Buddy Blair once said. "We had not seen this before and it hindered us in the first half. In the second half, we got our fast break going and just about ran them crazy."

In the days before Bob Pettit arrived on campus, Harry Rabenhorst said in 1951 that Wade was head and shoulders the best player on campus. "We've had some great boys here at LSU. We've had some great ones, but Sparky Wade was the most spectacular and most colorful. He was a showman and probably the greatest dribbler in basketball. Sparky came to delight the fans. He never came up short on that count."

"I'm not as great as they say I am," Sparky once said. "I'm just a little fellow – five-eight if I stretch – but you know, basketball is the silliest game in the world. You have 10 guys and only one basketball, and if I have the ball, who can beat me?"

In 1935, only one team could beat the Tigers and powerful Pittsburgh couldn't stop a second half onslaught that led to a special moment in LSU basketball: a chance to claim a national championship.

In 1994, the remaining living members of the team were honored and a banner lowered from the Maravich Center to forever honor the accomplishments of this great team in Tiger basketball history.

In 2009, the widow of Sparky Wade and her family took part in LSU basketball's 100th anniversary celebration as Wade was named one of the 16 members of the LSU All-Century team. LSU All-Century team.

Four NCAA Final Fours for LSU: 1953, 1981, 1986, 2006. All with different heroes and much different circumstances. LSU's first Final Four appearance came at the time when it wasn't a media event in the days before television. The second came at a time when the LSU program was at a zenith, winning 17-straight conference games. LSU's 1986 Final Four trip came when LSU fans least expected it, or even imagined it. LSU returned to the Final Four again in 2006, taking a conference championship season and moving through the tournament, upsetting the No. 1 team in the tournament and the country in the process. Here's a brief look at LSU's four NCAA Final Four appearances:



1953

Record: 22-3, 13-0 in the SEC • Coach: Harry Rabenhorst

The NCAA Tournament was enlarged to a whopping 22 teams in 1953, adding four new conference winners and two more at-large entries. LSU, led by junior Bob Pettit, went through the conference undefeated in a year when Kentucky was barred from fielding a team, and advanced to the Final Four in Kansas City by downing Lebanon Valley (89-76) and Holy Cross (81-73). The Tigers were unable to sustain the momentum in the national semifinals, losing to Indiana, 80-67.



1981

Record: 31-5, 17-1 in the SEC • Coach: Dale Brown

It has been over 30 years since LSU fans were "Silly in Philly" over LSU's trip to the Final Four. It was a year in which an LSU team, which featured Durand "Rudy" Macklin, Greg "Cookieman" Cook, Ethan Martin, Howard Carter, Leonard Mitchell and Willie Sims among others, would win 26 straight games, including the first 17 in the league to advance as high as No.2 in the nation. Coach Dale Brown got the draw he wanted in the tournament, a route that would take him to the Final Four through the Louisiana Superdome. With the majority of 30,000-plus fans on hand pulling for LSU, the Tigers beat Arkansas (72-56) and Wichita State (96-85) in the regional rounds to advance to the Final Four. But Macklin was hurt in the Wichita game and was less than 100 percent. Again Indiana would be the team to beat LSU in the national semifinals, 69-47.



1986

Record: 26-12, 9-9 in the SEC • Coach: Dale Brown

A season that started 14-0, had a chickenpox scare in the middle, and finished the regular season with eight losses in the last 13 games, still had much promise to it at the end. The Tigers, coming off an SEC Championship the year before, still showed enough to earn a spot in the NCAA Tournament field of 64. LSU was seeded 11th, but would get to play its first two games in the then LSU Assembly Center. The Tigers first beat Purdue in double-overtime, then used an Anthony Wilson buzzer beater to down Memphis. From there, it was a win over Georgia Tech and then Ricky Blanton, Don Redden, Wilson and Derrick Taylor pulled off the impossible, beating Kentucky in the regional finals after the Wildcats had won three previous meetings earlier in the year. LSU was at that time the lowest seed ever to make the NCAA Final Four, a mark that stood until 2006.



2006

Record: 27-9, 14-2 in the SEC • Coach: John Brady

The Tigers won the Southeastern Conference with a 14-2 record, extending an unbeaten string of SEC wins in the Maravich Assembly Center to 17 games dating back to March 2004. LSU was the fourth seed in the NCAA Tournament's Atlanta Regional and was sent to Jacksonville, Fla., to begin tournament play. After dispatching Iona in the first round, LSU's battle with Texas A&M would be the first of three-straight epic battles that LSU would face on the road to the Final Four. It would take a Darrel Mitchell three-pointer with less than five seconds to play to get LSU the Round of 16, with a 58-57 win over the Aggies. The Tigers advanced to the Atlanta Regional semifinals where LSU downed the tournament top seed and the nation's No. 1-ranked team, Duke, and then went on to knock off No. 9 Texas in overtime, 70-60, to bring LSU back to the Final Four for the first time in 20 years.



**LSU Head Basketball Coach
1932-41; 1945-57**

**29 years
Record: 340-264**

1935 National Championship

1953 NCAA Final Four

**1935, 1953, 1954 SEC
Championships**

**LSU Head
Baseball Coach
1925-42; 1946-56**

**27 years
Record: 220-226-3**

1939; 1946 SEC Championships

**Assistant Football Coach, LSU:
1925-42**

**Assistant Athletic Director, LSU:
1947-67**

**Acting Athletic Director, LSU:
1968**

**Member, Helms Athletic
Foundation Hall of Fame**

**Member, Louisiana Association
of Basketball Coaches Hall of
Fame**

**Member, Louisiana Sports
Writers Association Hall of
Fame**

**LSU Athletic Hall of Fame
Inductee • Class of 2009**

Harry Rabenhorst

Before there was Dale Brown, there was Harry Rabenhorst. In an era when college basketball wasn't big news and when cable didn't send hundreds of games all across the country, Rabenhorst laid the foundation for those that would follow him in the LSU job.

Like Maravich with Pete, like Dale with Rudy, Chris and Shaq, Rabenhorst coached two of the legends of the game: Sparky Wade and Bob Pettit. Like Brown, he took his team to a Final Four in the days before anyone realized what a major event the NCAA Tournament was. But unlike any other LSU coach, Rabenhorst laid claim to a national championship, mythical though it may have been. It was a year to remember for Rabenhorst, but it was a long way from the end of his career.

The Baton Rouge native, however, came to LSU holding a record of a much different kind. He was a star athlete at Wake Forest in the years following World War I and holds the world record for the single longest punt of 110 yards.

After serving in the U.S. Army in World War I, Rabenhorst began his career in coaching in 1921 at Greensboro High School in Greensboro, N.C. After that, he moved to New Mexico Military Academy where he coached for three seasons before moving back to Baton Rouge and the start of a long and dedicated lifetime of service to LSU.

In any capacity he served, he showed the same gracious understanding of the individual and devotion to duty that have set him apart from the ordinary.

He was a walking encyclopedia of LSU athletics and could recall in a moment the big game, the big play and the individual star of almost every athletic success enjoyed by the Tigers during his tenure.

Few men alive in college athletics numbered among their close personal friends the great and near great personalities who dominated the athletic scene for much of the first 60 years of the 20th century. His list of associates reads like a "Who's Who" of American Collegiate Athletics, names that capture the imagination of sports fans and historians everywhere -- Knute Rockne, Amos Alonzo Stagg, Pop Warner, Fielding Yost, Wallace Wade, Adolph Rupp -- and many more.

Rabenhorst's career at LSU meant more than victories and championships. A popular and respected coach and administrator, he brought LSU distinction with his long and brilliant service and developed athletes who became outstanding students, and later outstanding citizens.

Harry Rabenhorst was a competitor. He



was also a gentleman. He proved that you can be both and be successful.

When Coach Rabenhorst passed away in March, 1972, at the age of 73, then athletic director Carl Maddox said, "Coach Raby was revered and respected nationally by the many who came to know him in the world of intercollegiate athletics -- but more significant is the esteem and the love he earned from the men who played for him."

"I always enjoyed competing with him," said Adolph Rupp. "He was a great credit to the game. He developed some of LSU's outstanding players and teams."

He is still revered today by many and joined just the second class of administrators and coaches inducted into the LSU Athletic Hall of Fame in 2009.

Coach Raby was a man for all seasons and still to this day remains one of the league's all-time winningest basketball coaches. Those who played for him, loved him. Those who knew him, respected him. There's not much better can be said.



**LSU Head Basketball Coach
1972-97**

**25 years
Record: 448-301**

**1981, 1986
Final Four**

**1979, 1981, 1986, 1991
SEC Championships**

**1980
SEC Tournament Championship**

**1973, 1979, 1981, 1989
SEC Coach of the Year**

**1981
National Coach
of the Year**

**Member, National Collegiate
Basketball Hall of Fame, Inducted
2014**

**Member, La. Sports Writers
Association Hall of Fame**

**2004 Living Legend for LSU at the
SEC Tournament**

**Member, LSU Athletic Hall of
Fame, Inducted 2013**

"...one of the true statesmen
of college basketball."

- Former Temple Coach John Chaney



Dale Brown

When he arrived from Washington State via Minot, N. D., there weren't that many basketball fans in the state of Louisiana who knew who Dale Brown was. When he retired after the 1996-97 season, you would have been hard pressed to find a college basketball fan in the country who didn't have some inkling about who Dale Brown was and what he stood for.

When Brown arrived in Baton Rouge in March, 1972, he arrived with a dream that was perceived by many who knew the LSU basketball program as impossible. The dream was to make basketball important in football-crazy Tiger country. When Brown was introduced as the Tiger coach, LSU fans were still remembering the Pete Maravich era. Final Fours? Rudy Macklin? Chris Jackson? Shaq? All a dream. In those years, fans had to be convinced to come to the new arena known as the LSU Assembly Center.

Brown traveled from one end of the state to the other telling all who would listen about the future of LSU basketball. Some thought him foolish. Others questioned his statements. But none who saw or heard him criticized his effort and his tireless energy.

His first LSU team shocked the basketball world by knocking off third-ranked Memphis State in Brown's home opener in December, 1972. The Hustlers, as they were dubbed, gave the competition fits all season long. They won 14 games, finished 9-9 in the SEC and drew praise from all around the country for their determination. For his achievements with a team picked last in the league, Brown was named SEC Coach of the Year, the first of four such honors he would receive.

Starting with the 1976-77 season, the Tigers increased their victory total ever year for the next six seasons. The streak was highlighted by a 31-5 record in 1980-81 (the most wins in a season in LSU history) and the first of Brown's two trips to the Final Four. For his success that season Brown was honored as the 1981 National Coach of the Year.

Even more impressive was his second trip to the Final Four in 1985-86 when his Tigers were the lowest seeded team ever to make it to

the Final Four after knocking off teams seeded first, second and third in the region (the only team ever to accomplish that feat on the road to the Final Four).

The Tigers won four SEC titles under Brown and only Adolph Rupp and Joe B. Hall at Kentucky won more SEC titles. His 448-301 record with 238 wins in regular season SEC play, put him second behind only Rupp in wins in the league. He was only the third SEC coach to coach 25 years as a head coach in the league.

Brown was part of 38.5 percent of LSU's 1,164 total victories in the first 89 seasons of basketball. Also, no coach in LSU history coached more consecutive games -- 749.

In 1990, Brown was the winning coach, capturing the Gold Medal for the South in the Olympic Festival in Minneapolis.

Brown was born in 1935 in Minot, a small railroad town in the northwest corner of North Dakota. In high school, he was the leading scorer in both football and basketball at St. Leo's of Minot. As a senior, he was the state scoring leader in basketball with a state record scoring average. He also set a school record in the 440-yard dash.

Brown earned 12 letters in basketball, football and track at Minot State University, making him the school's only athlete to achieve that goal.

John Chaney of Temple called Brown, "...one of the true statesmen of college basketball. His contributions to the game and society have impacted many. He is an outstanding coach and an outstanding person."

Legendary coach John Wooden of UCLA said: "I will always remember Dale for his enthusiasm. There are those who say he is a put-on -- they just can't believe that he can be what he professes. But I never questioned that. He amazed me because there is a lot more depth to the man. He was much more than a basketball coach."

At halftime of the Kentucky game in February 2004, athletics director Skip Bertman and the LSU basketball program honored Coach Brown with a banner in his honor to permanently hang from the rafters of the Maravich Assembly Center.

In March, 2012, the United States Basketball Writers Association at its annual breakfast at the NCAA Final Four weekend in New Orleans, honored Coach Brown and his two Final Four teams.

The honors have continued to come for Coach Brown as in September 2013, he was formally inducted under the coach/administrators category of the LSU Athletic Hall of Fame and in November 2014 he and star player Shaquille O'Neal were inducted into the National Collegiate Basketball Hall of Fame in Kansas City.





**LSU Head Basketball Coach
1997-2008**

**11 years
Record 192-139**

**2006
NCAA Final Four**

**2000, 2005, 2006
SEC Western Division
Champions**

**2000, 2006
SEC Champions**

**2000, 2006
SEC Coach of the Year**

John Brady

John Brady's tenure of nearly 11 seasons as the LSU basketball coach can be looked at in many different ways. But his tenure is an important part of the history of the program as he was able to win division and league champions, develop players that captured top league honors on a regular basis and take his team to post-season play. In 2006, he joined Harry Rabenhorst and Dale Brown as the only LSU coaches to take teams to the NCAA Final Four.

Brady was able to take the LSU program and remake it a couple of times during his tenure to go to the NCAA Sweet 16 in 2000 and to the pinnacle of college basketball in 2006, the school's first NCAA Final Four in 20 years. Along the way he won the school's first-ever division titles and won the first outright SEC title in 21 years.

Coach Brady arrived following in the unenviable position of taking over the program after Coach Dale Brown's 25 years. However, Brady arrived with a plan, and while his early teams were undermanned, undersized and underdogs, the team played hard and gave the best of teams problems. But it was the little things that kept them from getting many wins.

Brady's teams would win two SEC titles, three division crowns and at one point had six-consecutive winning seasons, the fourth longest streak of consecutive years with a positive overall record in the program's history.

In 2000, the Tigers advanced to the Sweet 16 as part of a 28-win season, the second-most wins in school history. In 2005,

LSU captured the Western Division title and came back the next year for a special season Tiger fans will always remember.

LSU won 14-of-16 conference games in 2006 to win the title. The Tigers had success in the NCAA Tournament, defeating No. 1 Duke and No. 9 Texas to win the regional title comprised mainly with a lineup of homegrown athletes from the city and the state of Louisiana.


The win over Duke marked the second time that Brady's Tigers defeated a standing No. 1 team as the Tigers also defeated No. 1 Arizona, 66-65, in December 2002 at the Maravich Center, only the second time No. 1 had gone down in the building.

A major part of the success of the LSU program at that time was player development. John Brady coached the SEC Player of the Year three times (Stromile Swift in 2000, Brandon Bass in 2005 and Glen Davis in 2006). He had the SEC Freshman of the Year four times (Torriss Bright in 2000, Brandon Bass in 2004, Glen Davis in 2005, Tyrus Thomas in 2006).

Brady, who ended his career as the third winningest and the third-longest tenured coach in Tiger history, came to LSU after five years at Samford as head coach. Prior to that he served successful stints at Mississippi State and UNO as an assistant coach.

After his LSU days, he coached for eight years at Arkansas State before retiring from coaching following the 2016 season with 402 career wins.





1934-35 LSU Fighting Tigers

14-1, 11-0 • Winner American Legion Bowl - Atlantic City, N. J.
SEC Champions • Coach Harry Rabenhorst

(Front Row) Blackie Banker, Wally Wells, Henry Young, Sparky Wade, Nolan Miller, Guy Ottwell, Milford McDonald, Mac Michael. (Back Row) Judge Bryan, Bill Leathers, Shongaloo Lindsey, Sid Adger, Texas Bo Bohannon, Red Beeson, Jack Harris, Ben Journeay, Buddy Blair.



1952-53 LSU Fighting Tigers

22-3 • SEC Champions • NCAA Final Four
Coach Harry Rabenhorst

(Front Row) Don Loughmiller, Darrell Schultz, Benny McArdle, Norman Magee, Charley Robert. (Middle Row) Coach Harry Rabenhorst, Bill Lee, Leslie Jones, Don Belcher, Kenny Bridges, Assistant Coach John Chaney. (Back Row) Manager Fred Poerschke, James McNeilly, Bob Freshley, Bob Pettit, Ned Clark, P. Brayman.



1953-54 LSU Fighting Tigers

20-5 • SEC Champions
Coach Harry Rabenhorst

(Front Row) Coach Harry Rabenhorst, Jim McNeilly, Ned Clark, Bob Pettit, Bob Freshley, Bill Lee, Assistant Coach John Chaney. (Middle Row) Don Sebastian, Paul Zinser, Norman Magee, Benny McArdle, Don Loughmiller, Manager Fred Poerschke. (Back Row) Les Jones, Roger Sigler, Dick Holt, Troy Rushing, Don Belcher.



1978-79 LSU Fighting Tigers

23-6 • SEC Champions
Coach Dale Brown

(Front Row) Gus Rudolph, Walter Campbell, Al Green, Ernie Brown, Coach Dale Brown, Jordy Hultberg, Willie Sims, J. Brian Bergeron, Ethan Martin. (Back Row) Assistant Coach Ron Abernathy, Duane DeArmond, Lionel Green, Andy Campbell, Rick Mattick, Greg Cook, Durand Macklin, Joe Costello, Assistant Coach Art Tollis.



1979-80 LSU Fighting Tigers

26-6 • SEC Tournament Champions
Coach Dale Brown

(Front Row) Durand Macklin, Tyrone Black, Greg Cook, Andy Campbell, Rick Mattick, DeWayne Scales, Gus Rudolph. (Back Row) J. Brian Bergeron, Jordy Hultberg, Willie Sims, Duane DeArmond, Howard Carter, Mark Alcorn, Ethan Martin.



1980-81 LSU Fighting Tigers

31-5 • Most Wins in LSU History
SEC Champions • NCAA Final Four • Coach Dale Brown


(Front Row) J. Brian Bergeron, Ethan Martin, Willie Sims, Johnny Jones, Matt England, Mark Alcorn, Brian Kistler. (Back Row) Manager Stan Harris, Assistant Coach Jordy Hultberg, Assistant Coach Rick Huckabay, Howard Carter, Joe Costello, Tyrone Black, Andy Campbell, Greg Cook, Leonard Mitchell, Durand Macklin, John Tudor, Head Coach Dale Brown, Assistant Coach Ron Abernathy, Trainer Dr. Martin J. Broussard



1984-85 LSU Fighting Tigers

19-10 • SEC Champions
Coach Dale Brown

(Front Row) Don Redden, Oliver Brown, Ocie Conley, Derrick Taylor, Dennis Brown, Anthony Wilson, Neboisha Bukumirovich. (Back Row) Ricky Blanton, Jose Vargas, Damon Vance, Zoran Jovanovich, Jerry Reynolds, Nikita Wilson, John Williams.



1999-00 LSU Fighting Tigers

28-6 • SEC Champions • NCAA Sweet Sixteen
Coach John Brady

(Front Row) Assoc. Coach Kermit Davis, Brandon Landry, Brian Green, Torris Bright, Head Coach John Brady, Jack Warner, Jeremy Comeaux, Jermaine Williams, Asst. Coach Butch Pierre; (Second Row) Admin. Asst. Scott Osborne, Trainer Drew Shea, Ronald Dupree, Brian Beshara, Brad Bridgewater, Jabari Smith, Stromile Swift, Collis Temple III, Lamont Roland, Asst. Coach Donnie Tyndall, Strength Coach Nick Buchholz.



1985-86 LSU Fighting Tigers

26-12 • NCAA Final Four
Coach Dale Brown

(Front Row) Edwin Wilson, Ocie Conley, Derrick Taylor, Don Redden, Anthony Wilson, Neboisha Bukumirovich. (Back Row) Oliver Brown, Ricky Blanton, Jose Vargas, Zoran Jovanovich, John Williams, Bernard Woodside.



2005-06 LSU Fighting Tigers

27-9 • SEC Champions • NCAA Final Four
Coach John Brady

Front Row (L-R): Academic Advisor Tommy Powell, Glen Davis, Dameon Mason, Tasmin Mitchell, David Fleshman, Tack Minor, Head Coach John Brady, Darrel Mitchell, Ben Voogd, Alex Farrer, Garrett Temple, Darnell Lazare, Manager Jason Reed. Back Row (L-R): Trainer Shawn Eddy, Strength and Conditioning Coach Jeff Dillman, Assistant Coach John Treloar, Associate Head Coach Butch Pierre, Tyrus Thomas, Magnum Rolle, Chris Johnson, Kentrell Gransberry, Assistant Coach Nikita Johnson, Administrative Assistant Scott Soprych, Manager Chris Heine, Manager Louis Ruffino.



1990-91 LSU Fighting Tigers

20-10 • SEC Champions
Coach Dale Brown

(Front Row) Mike Hansen, Danny Moscovitz, Vernel Singleton, Shawn Griggs, John Picou, T.J. Pugh, (Back Row) Administrative Assistant Jim Childers, Supervisor of Athletic Training Dr. Marty Broussard, Assistant Coach Johnny Jones, Lenear Burns, Harold Boudreaux, Geert Hammink, Shaquille O'Neal, Richard Krajewski, Wayne Sims, Assistant Coach Craig Carse, Head Coach Dale Brown.



2008-09 LSU Fighting Tigers

28-7 • SEC Champions
Coach Trent Johnson

Front Row (L-R): Director of Operations Chris Bobel, Assistant Coach Keith Richard, Head Coach Trent Johnson, Assistant Coach Donny Guerinoni, Assistant Coach Brent Scott, Strength Coach Juan Pablo Reggiaro, Trainer Shawn Eddy. Back Row (L-R): Zach Kinsley, Tasmin Mitchell, Bo Spencer, Garrett Green, Alex Farrer, Chris Johnson, Garrett Temple, Dennis Harris, Terry Martin, Quintin Thornton, Marcus Thornton, Storm Warren, Chris Bass, Delwan Graham.



Ben Simmons (above)

The consensus first-team All-American earned the prestigious Wayman Tisdale Award at a special ceremony in Oklahoma City after the 2016 season. The award is presented by the United States Basketball Writers Association which has chosen a national freshman of the year since the 1988-89 season when LSU's Chris Jackson (Mahmoud Abdul-Rauf) was the recipient. Other previous winners of the award include Kevin Durant, Carmelo Anthony, Jason Kidd and Chris Webber. The 2015-16 season marks the sixth year the award has been named in Wayman Tisdale's honor.

Shaquille O'Neal (below)

The LSU and NBA icon has had almost every honor bestowed on him during and after the conclusion of his playing career, but in September 2016, he received the ultimate honor with induction in the Naismith College Basketball Hall of Fame in Springfield, Massachusetts. O'Neal is already in the College Basketball Hall of Fame in Kansas City and joins Bob Pettit, Pete Maravich, Sue Gunter, Van Chancellor and Tex Winter as members of the Naismith Hall of Fame.



The following LSU players were named to a first, second or third All-America team at some point in their college careers. Eight LSU players (Sparky Wade, Bobby Lowther, Bob Pettit, Pete Maravich, Durand "Rudy" Macklin, Chris Jackson, Shaquille O'Neal, Glen Davis) were designated first-team All-Americans at some point in their career. Gary K. Johnson of NCAA bases the following list on A-A research. Players are listed with the year and the organization that named them an All-American.

1935**Malcolm "Sparky" Wade**

1st team Converse Yearbook

1946**Bobby Lowther**

1st team Helms Foundation

1952**Bob Pettit**2nd team Associated Press
2nd team United Press International
2nd team Helms Foundation
4th team Converse Yearbook**1953****Bob Pettit**1st team Helms Foundation
2nd team Associated Press
2nd team United Press International
2nd team Look Magazine
2nd team International News Service
2nd team Newspaper Enterprises Assoc.
2nd team Colliers (Basketball Coaches)
3rd team Converse Yearbook**1954****Bob Pettit**1st team Associated Press
1st team United Press International
1st team International News Service
1st team Colliers (Basketball Coaches)
1st team Converse Yearbook
1st team Helms Foundation
1st team Tempo Magazine
1st team NABC
2nd team Newspaper Enterprises Assoc.
3rd team Look Magazine**1956****Roger Sigler**

2nd team Helms Foundation

1968**Pete Maravich**1st team Associated Press
1st team NABC
1st team USBWA
1st team United Press International
1st team Sporting News
1st team Converse Yearbook**1969****Pete Maravich**1st team Associated Press
1st team NABC
1st team USBWA
1st team United Press International
1st team Sporting News
1st team Converse Yearbook**1970****Pete Maravich**1st team Associated Press
1st team NABC
1st team USBWA
1st team United Press International
1st team Sporting News
1st team Converse Yearbook**1979****Al Green**

2nd team Converse Yearbook

1980**Durand "Rudy" Macklin**1st team Converse Yearbook
2nd team Sporting News**1981****Durand "Rudy" Macklin**1st team USBWA
1st team Converse Yearbook
1st team John Wooden Award
2nd team United Press International
3rd team Basketball Times**Ethan Martin**

3rd team Basketball Times

1982**Howard Carter**

2nd team Converse Yearbook

1983**Howard Carter**

2nd team Converse Yearbook

1989**Chris Jackson**1st team Associated Press
1st team United Press International
1st team USBWA
1st team Sporting News
2nd team NABC
2nd team Basketball Times**1990****Chris Jackson**1st team Associated Press
1st team NABC
1st team USBWA
1st team John Wooden Award
2nd team United Press International
2nd team Sporting News
2nd team Basketball Times**1991****Shaquille O'Neal**1st team Associated Press
1st team United Press International
1st team NABC
1st team USBWA
1st team Sporting News
1st team Basketball Times
1st team John Wooden Award**1992****Shaquille O'Neal**1st team Associated Press
1st team United Press International
1st team NABC
1st team USBWA
1st team Sporting News
1st team Basketball Times
1st team John Wooden Award**2000****Stromile Swift**2nd team USBWA
2nd team Basketball Times
3rd team Associated Press
3rd team NABC**2006****Glen Davis**1st team John Wooden Award
1st team CollegeInsider.com
2nd team Associated Press**2009****Marcus Thornton**

2nd team Rivals.com

2016**Ben Simmons**1st team USBWA
1st team NABC
2nd team AP
2nd team Sporting News

SEC Players, Freshman

1968Pete Maravich
Player of the Year**1969**Pete Maravich
Player of the Year**1970**Pete Maravich
Player of the Year**1981**Durand "Rudy" Macklin
Player of the Year**1989**Chris Jackson
Player of the Year**1990**Chris Jackson
Player of the Year**1991**Shaquille O'Neal
Player of the Year**1992**Shaquille O'Neal
Player of the Year**2000**Stromile Swift
Player of the Year**2004**Brandon Bass
Freshman of the Year**2005**Brandon Bass
Player of the Year**Glen Davis**

Freshman of the Year

2006Glen Davis
Player of the Year**Tyrus Thomas**

Freshman of the Year

2009Marcus Thornton
Player of the Year**2016**Ben Simmons
Freshman of the Year

Marcus Thornton



Bob Pettit once said of himself as a youngster who would grow up to be a collegiate All-American and a force in the National Basketball Association:

"The greatest thing that ever happened to me is that when I first picked up a basketball I was terrible. If things come naturally, you might not bother to work at improving them, and you can fall short of your potential."

Being terrible meant being gangly and not very good. He was tall, but he wasn't able to yet make the moves that made him a future star. He was the last man on the junior varsity his freshman year at Baton Rouge High. As a sophomore, he was cut from the varsity. But because of that, he took his interest in basketball to heart and began to work hour- after-hour in back of his house in Baton Rouge.

As a 6-4 junior, he began to be noticed. His skills were still raw and undeveloped, but his size made him worth a second glance. He grew to 6-7 as a junior, and BRHS won the state championship.

Pettit once wrote: "Teammates. . .were miles ahead of me in all-around ability, but college

scouts gave me the big rush act because I was six-seven by then. Fifteen schools offered me the standard scholarship."

LSU fans loved what they saw in Pettit, and he didn't disappoint. Here was a three-time First-Team All-SEC member who led his Tigers to a second place finish in 1952, conference titles in 1953 and 1954 and the NCAA Final Four in 1953.

He led the league in scoring all three years, with the highest averages seen to date in the league: 25.5 points in 1952, 24.9 in 1953 and 31.4 points per game in 1954. At the same time, he was averaging 13.1 (1952), 13.9 (1953) and an LSU best 17.3 (1954) rebounds per game. Only Pete Maravich and Chris Jackson would also break the 30-point average barrier at LSU.

Coach Cliff Wells of Tulane summed up Bob Pettit's days at LSU, "He's the best big man in college basketball today, and I've seen them all." LSU Coach Harry Rabenhorst called him, "the greatest LSU player since Sparky Wade."

He was a first round draft choice in 1954 of the then Milwaukee Hawks. Pettit played his entire 11-year career with the Hawks, moving with the club to St. Louis in 1955. He wrote nearly every record in the Hawks' record book and was a four-time MVP of the annual NBA All-Star game. He led the Hawks to the 1958 NBA Championship and five NBA Finals.


In 1954, his number 50 was retired at LSU, the first number in any sport retired in Tiger Town. In 1964, he became the first NBA player to exceed the 20,000-points scored barrier. In 1970, he was elected to the Basketball Hall of Fame and in 2006 to the National Collegiate Basketball Hall of Fame.

"Those were great years at LSU," Pettit once said. "They were such great years. I couldn't have asked for anything better than my four years at LSU. I received my degree in Business, played the sport I loved and made so many friends."

In 2009, he was honored again by the school he loved and continues to support as he was named one of the members of LSU's "All-Century Team."

Pettit still lives in South Louisiana and can be seen several times a season watching his Tigers play at the Maravich Center. He was back for a special weekend in 2013, honoring the 60th anniversary of the LSU 1953 NCAA Final Four team.

This past season, in February 2016, Pettit and his family unveiled a statue forever honoring his great basketball accomplishments.



LSU All-American
1953, 1954

First LSU Player to Have
Number Retired
1954

Member of Naismith
Basketball Hall of Fame
1971

Member of NBA 50-Year Top
50
1997

Member of LSWA Top 25
Louisiana Athletes of the
Century
1999

Member First-Team LABC All-
Louisiana Team of the Century
1999

1999 Living Legend for LSU at
SEC Basketball Tournament

Member National Collegiate
Basketball Hall of Fame
2006

Member of LSU's "All Century
Team"
2009

Pettit statue dedicated in
front of PMAC practice facility,
February 2016

Pettit's Career Statistics

YEAR	GMS	FGM	FGA	PCT.	FTM	FTA	PCT.	REB.	PTS.	AVG.
1951-52	24	247	563	.439	118	199	.593	315	612	25.5
1952-53	21	193			133	217	.613	292	519	24.7
1953-54	25	281	573	.489	223	308	.740	432	785	31.4
TOTALS	70	721			474	724	.655	1039	1916	27.4

Pete Maravich was billed as the one who would put Louisiana basketball on the map from the first day he joined his father Press at LSU. People weren't disappointed. His freshman year they packed the old John M. Parker Agricultural Center (known as the "Cow Palace") to watch the freshman team and then left quickly as the varsity Tigers won just three games in 1967.

By Pete's senior year, the Tigers would improve to 20-8 and wind up in New York City at the National Invitation Tournament, a fitting place for the big-city Maravich Show to close its LSU run.

To those who never saw him play live, but only watched what few games were on television or listened on radio, the Maravich story at LSU may seem larger than life. But his skills were perfected through hours and hours of repetitious drills at all hours of the day and night and in all kinds of settings.

Maravich ended up receiving the richest contract ever offered a college player at the time to sign with the Atlanta Hawks (\$1.9 million), but during his 10-year career with the Hawks, the New Orleans and Utah Jazz and the Boston Celtics, his dream of a championship wasn't fulfilled. Pete was finding that life wasn't very fulfilling either.

There were hard times when he went in search of something to make his life complete. He had money, he had fame. He didn't have real happiness. But in 1982, Pistol Pete accepted Jesus Christ.

He began enjoying life, enjoying times with his wife and children. Television executives were discovering his knowledge of the game again as a color commentator and best of all for LSU fans, a rift that grew between star and college had diminished and was forgotten.

But the Pistol's life suddenly ended on Jan. 5, 1988, just over a month after appearing at the Assembly Center for an emotional ceremony to formally present a portrait of Pete and his father to him.



Maravich's Records and Highlights

- All-Time NCAA Career Scoring Leader with 3,667 points, an average of 44.2 points for 83 games.
- Ranks first, fourth and fifth for most points in a single season in NCAA history. Averaged 44.5 points in 1970, 44.2 points in 1969 and 43.8 points in 1968.
- Scored 69 points vs. Alabama, Feb. 7, 1970.
- Led LSU to the NIT Final Four in 1970, its first postseason appearance in 16 years.
- Unanimous first-team All-American in 1968, 1969, 1970.
- Naismith Award winner in 1970.
- Member of the National Basketball Association Hall of Fame after 10-year career with Atlanta Hawks, New Orleans and Utah Jazz and Boston Celtics.



LSU All-American
1968, 1969, 1970

National Player of the Year
1969, 1970

Third LSU Player to Have Number Retired
1970

Member of Naismith Basketball Hall of Fame
1987

Member of NBA 50-Year Top 50
1997

Member of LSWA Top 25 Louisiana Athletes of the Century
1999

Member First-Team LABC All-Louisiana Team of the Century
1999

Member Sport Magazine's Top 10 Men's College Players of the Century
1999

Member of National Basketball Association Hall of Fame


Honored as 2003 "Legend" at the SEC Basketball Tournament

Member of National Collegiate Basketball Hall of Fame
2006

Member of LSU's "All Century Team"
2009

Maravich's Career Statistics

YEAR	G	FG	FGA	PCT.	FT	FTA	PCT.	REB.	AVG.	PF-D	AST.	PTS-AVG.
1967-68	26	432	1022	.422	274	338	.810	195	7.5	85-5	105	1138-43.8
1968-69	26	433	976	.444	282	378	.746	169	6.5	77-2	128	1148-44.2
1969-70	31	522	1168	.447	337	436	.773	164	5.3	89-0	192	1381-44.5
TOTALS	83	1387	3166	.438	893	1152	.775	528	6.4	251-7	425	3667-44.2



Shaquille O'Neal brought LSU to new heights during his three years with the Tigers, and the 7-1 center became a national celebrity in the days of saturation coverage of basketball by the media. But he earned his celebrity status with great play and an intimidation factor that made him the envy of coaches throughout the country.


After leaving LSU in April 1992, he was the number one pick of the National Basketball Association by the Orlando Magic and signed a multi-year contract estimated at over \$40 million. In 1996, as a free agent, he signed with the Los Angeles Lakers. Following the 2004 season, O'Neal was traded to the Miami Heat. He also played in Phoenix, Cleveland and Boston before retiring after the 2011 season. He presently serves as a studio analyst for TNT Sports.

O'Neal's Records and Highlights

- Two-time consensus Southeastern Conference Player of the Year and first-team All-American, 1991-1992. Most Valuable Player on SEC Coaches Defensive Team, 1991-1992.
- National Player of the Year as chosen by the Associated Press (Rupp Award), United

Press International, L. A. Gear and Sports Illustrated, 1991. Winner of the Tanqueray World Amateur Athlete of the Year Award, 1991. Southeastern Conference Athlete of the Year, 1991-1992. National Player of the Year as chosen by L. A. Gear, 1992 and runner-up for the Naismith Award and the John Wooden Award, 1992.

- Set SEC record for most blocks in a season three consecutive years (115-1990, 140-1991, 157-1992). Set SEC record for career blocks with 412. Blocked five or more shots in a game 45 times in 90 career games.
- Set SEC single game record with 12 blocks against Loyola Marymount in Feb. 1990. Blocked 11 shots against Brigham Young in the first round of the NCAA Tournament, setting a then-tournament standard for a single game, 1992.
- Averaged a national sophomore record 5.0 blocked shots a game, 1991. National leader in blocked shots (5.2 average), 1992.
- National leader in rebounding (14.7 average), 1991. Second nationally in rebounding (14.0 average), 1992.
- First player to lead the Southeastern Conference in scoring, rebounding, field goal percentage and blocked shots in the same season, 1991. Led SEC in rebounding, field goal percentage, blocked shots and second in scoring, 1992. First player to lead the SEC in rebounding three straight seasons since Charles Barkley of Auburn, 1982-84.
- Finished with 1,217 rebounds, seventh all-time in the Southeastern Conference, second all-time at LSU.
- Finished with 1,941 points, fourth all-time at LSU behind only Pete Maravich (3,667-1967-70), Durand Macklin (2,080-1976-78; 79-81) and Howard Carter (1,942-1979-83).
- Career field goal percentage of 61.0 percent is second all-time at LSU and in the SEC (minimum 1,000 attempts).
- Had six career triple-doubles (points, rebounds and blocks in same game).
- Was the third LSU player (Pete Maravich and Chris Jackson) to have at least two 700-plus point seasons at LSU.
- Was the first LSU player to record back-to-back 400-plus rebound seasons.



LSU All-American
1991, 1992

National Player of the Year; World Amateur Athlete of the Year
1991

SEC Athlete of the Year
1991, 1992

Olympic Gold Medalist
1996

Member of NBA 50-Year Top 50
1997

Fourth LSU Player to Have Number Retired
2000

Graduated from LSU
December 2000

Member of LSU's "All Century Team"
2009

"Shaq" statue dedicated in front of PMAC practice facility
September 2011

Inducted Louisiana Sports Hall of Fame
June 2013

Inducted College Basketball Hall of Fame
November 2014

Inducted Naismith Memorial Basketball Hall of Fame
September 2016

O'Neal's Career Statistics

YEAR	G/GS	FG/FGA	PCT	FT/FTA	PCT	PTS	AVG	REB	AVG	PF/D	AST	TO	BLK	STL
1989-90	32/28	180/314	.573	85/153	.556	445	13.9	385	12.0	122/9	61	93	115	38
1990-91	28/28	312/497	.628	150/235	.638	774	27.6	411	14.7	79/1	45	99	140	41
1991-92	30/30	294/478	.615	134/254	.528	722	24.1	421	14.0	86/5	46	103	157	29
TOTALS	90/86	786/1289	.610	369/642	.575	1941	21.6	1217	13.5	287/15	152	295	412	108

Durand "Rudy" Macklin, whose recruitment to LSU marked the beginning of the Tigers rise to the top of college basketball under Dale Brown, received his long overdue recognition as his jersey was retired to the rafters of the Pete Maravich Assembly Center during the 2009-10 season.

Macklin came to LSU from Louisville, Ky., surprising many by leaving his home state to play for Coach Brown and a program that was still looking for its true direction.

But ever since his first game at LSU, Macklin showed he would be the leader and leave a mark on the program that is still talked about to this day.

In that first game, he set a school rebounding record that no one has come close to, pulling down 32 boards in a win against Tulane.

After his magnificent LSU career, he became the school's all-time leading rebounder with 1,276 rebounds (a 10.4 rebounds per game average). That figure remains on top of the school chart. He also became the second leading scorer all-time at LSU behind Pete Maravich (2,080 points, 16.9 points per game average).

He is just the second player to score 2,000 points at LSU, and still to this day remains in the top 20 in league scoring totals.



Much of his success and his two All-American seasons in 1980 and 1981 were after returning from a serious knee injury that forced him to miss all but two games of the 1978-79 season.

In 1980, he averaged 17.6 points per game as the Tigers just missed winning the league title in a dramatic last-game overtime loss to Kentucky only to come back a week later and win the school's only SEC title. The Tigers that year advanced to the Elite 8 before losing to Louisville.

In 1981, he was also named Southeastern Conference Player of the Year and led the Tigers to their first NCAA Final Four since 1953. He beat out a star-studded cast of players which included Georgia's Dominique Wilkins, Kentucky's Sam Bowie and other future NBA players such as Jeff Malone of Mississippi State, Dale Ellis of Tennessee, Eddie Phillips of Alabama and teammate Howard Carter.

In Macklin's four years, LSU had records of 18-9, 23-6, 26-6 and 31-5. The Tigers won one SEC title, one SEC Tournament championship, advanced to the Elite 8 and the Final Four during the Macklin days.

One writer wrote of Macklin, "Macklin's aggressiveness has never been questioned in



LSU All-American
1980, 1981

Jersey Retired
2010

Member of the Louisiana Sports Hall of Fame
2005

SEC Basketball Tournament Living Legend
2000

Member Louisiana Association of Basketball Coaches Hall of Fame
1987

Member LSU Hall of Fame
1990

Member Louisiana Sports Hall of Fame
2005

Member LSU All-Century Team
2009

the Southeastern Conference. If they gave an award for the hardest worker, Macklin would have been the consensus choice of his peers, who marvel at how much effort he puts into the game."

Today, Macklin is still in Baton Rouge, heading the Governor's Council on Physical Fitness and Sports for over a decade and now serving as Director of the Office of Minority Health.


"Rudy is far more than a basketball player," Brown said. "He is a magnificent human being that contributes to society daily. He is a superb role model and an outstanding gentleman."

"We didn't win (the NCAA title) but LSU was pretty far down when I came here and pretty near the top when I left. I kind of feel like we accomplished our mission."

In 2000, he was honored as the school's Living Legend at the SEC Basketball Tournament. In 2005 he was elected to the Louisiana Sports Hall of Fame and in 2009 he was named a member of LSU's All-Century team.

Macklin's Career Statistics

YEAR	G-GS	MIN-AVG	FG-FGA	PCT.	FT-FTA	PCT.	REB-AVG.	PF-D	A	PTS-AVG.
1976-77	26-26	975-36.0	161-310	.519	63-102	.618	306-11.8	81-5	26	385-14.8
1977-78	27-27		217-349	.620	79-123	.640	286-10.6	98-7	4	513-19.0
1978-79	2-2	52-26.0	19-32	.590	8-10	.800	24-12.0	8-0	1	46-23.0
1979-80	32-30	1038-32.4	232-383	.606	97-140	.693	309-9.7	94-5	7	563-17.6
1980-81	36-36	1147-31.9	223-357	.625	127-180	.706	351-9.8	113-4	28	573-15.9
TOTALS	123-121		852-1431	.595	374-555	.673	1276-10.4	394-21	66	2080-16.9



Malcolm "Sparky" Wade

Guard • 5-9 • Jena, La.
1935

LSU's first basketball All-American averaged 9.7 points per game in 1933 and 12.4 points per game in 1934 to lead the scoring category for the first two years of the Southeastern Conference.

He was named an All-American in 1935 while leading LSU to the mythical national championship, averaging 12.7 points per game.

A native of Jena, Wade is considered the greatest dribbler and backcourt star in LSU basketball history.


Before moving to LSU, he was named to the high school All-State team three times from 1928 to 1930. He was elected MVP of the national high school championship playoffs as a senior.

Former Baton Rouge Morning Advocate sports editor Bud Montet, remembers Wade in these words:

"He could do everything with a basketball but dunk it, and make it sing. If there was an extraordinary floor-leader in the South at that time, it had to be Wade."

The three-time All-SEC selection is also a member of the Louisiana Sports Writers and Louisiana Association of Basketball Coaches Hall of Fame.

He was the "Little Giant from Jena." You can't talk LSU basketball without mention of the school's first All-American and first showman who could pass, score and dribble with the best of his and many others era.



Bobby Lowther

Forward • 6-5 • Alexandria, La.
1946

Bobby Lowther officially was recognized as a first-team All-American in 1995 after a historian of the Helms Foundation confirmed that all members of the 1946 team had been upgraded to first-team status.

Lowther is the only two-sport All-America athlete in LSU's storied sports history. In 1946, he made the Helms Foundation basketball All-America squad and was a two-event All-American in track and field, finishing second at the NCAA Championships in the javelin and fourth in the pole vault.

The 6-5, 185-pound Alexandria native was also the triple jump champion at the 1946 National AAU Championships.

In basketball, he averaged 14.7 points per game as he also earned first-team All-SEC honors.

He was voted LSU's "Best All-Around Athlete" in 1947 in a field that also included such future professional stars as Y. A. Tittle, Alvin Dark and Joe Adcock.

Lowther is a member of the Louisiana Sports Writers Association Hall of Fame and was chosen to be the "Living Legend" honoree representing LSU at the 2005 Southeastern Conference basketball tournament in Atlanta.



Chris Jackson

(Mahmoud Abdul-Rauf)
Guard • 6-1 • Gulfport, Miss.
1989, 1990

In just two years, Jackson was a two-time consensus SEC Player of the Year lighting up scoreboards across America. After scoring 48 and 53 points in the first month of his college career, he went on to become the most celebrated freshman of all time, setting an NCAA freshman scoring record, averaging 30.2 points per game.

He became just the second freshman ever to make the Associated Press first-team All-America squad and the first ever to make the U.S. Basketball Writers Association's All-America team.

He finished his short career as the seventh leading scorer in school history with 1,854 points (29.0 ppg). His records for freshman include most points in a game (55), most points in a season (965) and season average (30.2).

He won accolades throughout the country as he starred on the court while fighting an ongoing battle with Tourette's Syndrome.

Jackson was chosen to the second team on the Louisiana Association of Basketball Coaches All-Louisiana Team of the Century.



Glen Davis

Forward • 6-8 • Baton Rouge, La.
2006

Glen Davis was at his best during the Tigers' 2006 season when he was named SEC Player of the Year and a First-Team All-American for the Wooden Award.

Davis starred as the Tigers captured the SEC regular-season championship with a 14-2 record and then went on to defeat four teams en route to the NCAA Final Four.

In the regional rounds, the Tiger magic and Davis' personality was on display to the nation as he helped lead LSU to upsets over No. 1-ranked Duke and an overtime win over No. 9 Texas that got LSU to its first NCAA Final Four in 20 years.

Davis would earn all-region honors for his play in the NCAA Tournament in a year in which he led the SEC in both scoring (18.6) and rebounding (9.7). In 2007, in his junior season and despite injuries and intense pressure to perform, he again led the league in rebounding (10.2) and earned SEC First-Team honors. He was a second round pick of the NBA's Seattle SuperSonics in the 2007 NBA Draft. He was traded to the Boston Celtics and became an NBA champion in his first year with the team.



Ben Simmons

Forward • 6-10 • Melbourne,
Australia
2016

Simmons, in his one season at LSU, earned first-team SEC honors and All-America honors after averaging 19.2 ppg, 11.8 rpg and 4.79 apg. He was the consensus national Freshman of the Year, including winning the prestigious Wayman Tisdale Award. He was named LSU's ninth first-team A-A by the United States Basketball Writers Association.

Simmons was fourth in the SEC in points average, first in rebounds, third in field goal percentage (56.0%) and second in steals per game (1.97). His 199 made free throws was the most in a season since Pete Maravich and only Maravich and Bob Pettit made more in a year. He was the first player in the SEC in the top five in points-rebounds-assists.

He finished the season with 23 double-doubles. He had six games of 20 points-15 rebounds and 5 assists and 17 games of 20 or more points.

Simmons was the school's second No. 1 pick in the NBA Draft, selected by the Philadelphia 76ers in June 2016.



Ethan Martin



Dick Maile



Howard Carter



Al Green

1933-34

Sparky Wade, G Dillon's 1st Team
Buddy Blair, F Dillon's 1st Team

1934-35

Sparky Wade, G AP 1st Team

1951-52

Joe Dean, G AP 1st Team
Bob Pettit, C AP 1st Team

1952-53

Bob Pettit, C AP 1st Team

1953-54

Bob Pettit, C AP 1st Team

1955-56

Roger Sigler, G AP 1st Team
Jim Ashmore, G AP, Coaches 1st Team

1960-61

George Nattin, G AP, Coaches 1st Team

1963-64

Dick Maile, F AP, Coaches 1st Team

1964-65

Dick Maile, F AP, UPI, Coaches 1st Team

1967-68

Pete Maravich, G AP, UPI, Coaches 1st Team

1968-69

Pete Maravich, G AP, UPI 1st Team

1969-70

Pete Maravich, G AP, UPI 1st Team

1970-71

Al Sanders, C AP, UPI, Coaches 1st Team

1971-72

Al Sanders, C Coaches

1972-73

Eddie Palubinskas, G Coaches

1973-74

Glenn Hansen, F Coaches

1974-75

Glenn Hansen, F Coaches

1975-76

Kenny Higgs, G Coaches

1976-77

Kenny Higgs, G Coaches

1977-78

Durand Macklin, F AP, UPI Coaches 1st Team

1978-79

DeWayne Scales, F AP, UPI, Coaches 1st Team
Al Green, G AP 1st Team

1979-80

Durand Macklin, F AP, UPI, Coaches 1st Team
DeWayne Scales, F Coaches
Ethan Martin, G Coaches

1980-81

Durand Macklin, F AP, UPI, Coaches 1st Team
Ethan Martin, G AP, UPI, Coaches 1st Team

1981-82

Howard Carter, G AP, UPI, Coaches 1st Team
Leonard Mitchell, F Coaches

1982-83

Howard Carter, G Coaches

1983-84

Jerry Reynolds, F Coaches

1984-85

Nikita Wilson, F Coaches

1985-86

John Williams, F AP, UPI, Coaches 1st Team

1987-88

Ricky Blanton, F Coaches

1988-89

Ricky Blanton, F AP, Coaches 1st Team
Chris Jackson, G AP, UPI, Coaches 1st Team

1989-90

Chris Jackson, G AP, UPI, Coaches 1st Team
Shaquille O'Neal, C AP, UPI, Coaches 1st Team

1990-91

Shaquille O'Neal, C AP, UPI, Coaches 1st Team
Vernel Singleton, F Coaches

1991-92

Shaquille O'Neal, C AP, Coaches 1st Team

1992-93

Geert Hammink, C AP, Coaches 1st Team

1994-95

Ronnie Henderson, G Coaches

1995-96

Ronnie Henderson, G Coaches, AP 1st Team

1999-00

Stromile Swift, F AP Co-Player of the Year
Coaches. AP 1st team

2003-04

Brandon Bass, F SEC Freshman of the Year
Jaime Lloreda, F AP 1st Team

2004-05

Brandon Bass, F AP Player of the Year
Glen Davis, F AP, Coaches 1st Team
SEC Freshman of the Year

2005-06

Glen Davis, F SEC Player of the Year
AP, Coaches 1st Team
Darrel Mitchell, G Coaches 1st Team
Tyrus Thomas, F SEC Freshman of the Year
SEC Co-Defensive Player of the Year

2006-07

Glen Davis, F AP, Coaches 1st Team

2008-09

Marcus Thornton, G Player of Year
Coaches, AP 1st Team
Tasmin Mitchell, F Coaches 1st Team

2012-13

Johnny O'Bryant III, F Coaches 1st Team

2013-14

Johnny O'Bryant III, F Coaches 1st Team

2014-15

Jordan Mickey, F Coaches, AP 1st Team
Jarell Martin, F Coaches, AP 1st Team

2015-16

Ben Simmons, F Coaches, AP 1st Team
Freshman of the Year



Brandon Bass



Glen Davis



Tasmin Mitchell



Johnny O'Bryant III

1949-50 Bob Meador, G	AP 3rd Team	1979-80 DeWayne Scales, F Ethan Martin, G	AP, UPI 2nd Team AP, UPI 2nd Team	Ronnie Henderson, G	AP 2nd Team
1950-51 Joe Dean, G	AP 2nd Team	1980-81 Howard Carter, G	AP, UPI 2nd Team	1996-97 Dwayne Spencer, F	Coaches 2nd Team AP 2nd Team
1952-53 Benny McArdle, G	AP 2nd Team	1981-82 Leonard Mitchell, F	AP 2nd Team, UPI 3rd Team	1998-99 Maurice Carter, G Jabari Smith, C	Coaches, AP 3rd Team AP 3rd Team
1953-54 Benny McArdle, G	AP 3rd Team	1982-83 Howard Carter, G Leonard Mitchell, F	AP, UPI 2nd Team AP, UPI 3rd Team	1999-00 Torriss Bright, G Jabari Smith, C	AP 3rd Team Coaches 2nd Team
1955-56 Roger Sigler, G	Coaches 2nd Team	1983-84 Jerry Reynolds, F Derrick Taylor, G	AP 2nd Team, UPI 3rd Team UPI 3rd Team	2000-01 Ronald Dupree, F	AP 2nd, Coaches 3rd Team
1956-57 Roger Sigler, G	AP 3rd Team	1984-85 Nikita Wilson, F John Williams, C Jerry Reynolds, F	AP 2nd Team, UPI 3rd Team AP 3rd Team AP, UPI 3rd Team	2001-02 Ronald Dupree, F	AP, Coaches 2nd Team
1961-62 Maury Drummond, F George Nattin, G	AP 3rd Team AP 3rd Team	1985-86 Derrick Taylor, G	AP 3rd Team	2002-03 Ronald Dupree, F	AP, Coaches 2nd Team
1962-63 Ellis Cooper, G	AP 2nd Team	1986-87 Nikita Wilson, C	AP 3rd Team UPI 3rd Team UPI 3rd Team	2003-04 Jaime Lloreda, F	Coaches 2nd Team
1969-70 Al Sanders, C Danny Hester, F	AP 3rd Team AP 3rd Team	1987-88 Ricky Blanton, F	AP 2nd Team UPI 3rd Team UPI 2nd Team AP 3rd Team	2004-05 Glen Davis, F	AP, Coaches 2nd Team
1970-71 Bill Newton, F Nelson Isley, G	UPI 2nd Team, AP 3rd Team UPI 3rd Team	1989-90 Stanley Roberts, F Maurice Williamson, G	AP 3rd Team UPI 3rd Team	2005-06 Darrel Mitchell, G Tyrus Thomas, F	AP Second Team AP, Coaches 2nd Team
1971-72 Al Sanders, C Bill Newton, F	AP, UPI 2nd Team AP, UPI 3rd Team	1990-91 Vernel Singleton, F	AP 3rd team UPI 3rd team UPI 2nd team	2007-08 Marcus Thornton, G	AP, Coaches 2nd Team
1972-73 ÓCollis Temple, C	UPI 3rd Team	1991-92 Vernel Singleton, F	AP 3rd Team	2008-09 Garrett Temple, G	Coaches 2nd Team
1974-75 Glenn Hansen, F	AP, UPI 2nd Team	1992-93 Jamie Brandon, G-F	Coaches 2nd Team	2009-10 Tasmin Mitchell, F	Coaches, AP 2nd Team
1975-76 Kenny Higgs, G	AP, UPI 2nd Team	1993-94 Jamie Brandon, G-F	Coaches 2nd Team AP 3rd Team	2011-12 Justin Hamilton, C	Coaches 2nd Team
1976-77 Kenny Higgs, G Durand Macklin, F	AP, UPI 2nd Team AP, UPI 3rd Team	1994-95		2013-14 Johnny O'Bryant III, F Jordan Mickey	AP 2ne Team Coaches, AP 2nd Team
1977-78 Kenny Higgs, G DeWayne Scales, F	UPI 2nd Team AP 3rd Team				
1978-79 Al Green, G Lionel Green, C	UPI 2nd Team AP, UPI 3rd Team				

All-SEC Tournament Teams

1933

Sparky Wade, G	1st Team
Buddy Blair, F	2nd Team
Jack Harris, F	2nd Team

1936

Arnold Bryan, F	2nd Team
-----------------	----------

1938

Conley Hathorn, G	1st Team
-------------------	----------

1939

Paul Brotherton, G	2nd Team
--------------------	----------

1943

Frank Brian, F	1st Team
John Chaney, C	2nd Team

1944

Whitey Hoskins, G	2nd Team
-------------------	----------

1946

Bobby Lowther, F	1st Team
Joe Bill Adcock, C	2nd Team
Billy Walters, G	2nd Team

1947

Frank Brian, F	2nd Team
----------------	----------

1949

Gene Murphy, G	2nd Team
----------------	----------

1950

Joe Dean, G	1st Team
-------------	----------

1951

Joe Dean, G	1st Team
-------------	----------

1952

Joe Dean, F	1st Team
Bob Pettit, C	1st Team

1980

DeWayne Scales, F	1st Team (MVP)
Durand Macklin, F	1st Team

1981

Howard Carter, F	1st Team
------------------	----------

1986

John Williams, F	1st Team (MVP)
------------------	-------------------

1987

Nikita Wilson, C	1st Team
Anthony Wilson, G	1st Team

1988

Ricky Blanton, F	1st Team
------------------	----------

1993

Geert Hammink, C	1st Team
Jamie Brandon, G-F	1st Team

2002

Antonio Hudson, G	1st Team
-------------------	----------

2003

Ronald Dupree, F	1st Team
------------------	----------

2005

Brandon Bass, F	1st Team
Antonio Hudson, G	1st Team

2006

Glen Davis, F	1st Team
---------------	----------

Note: SEC Tournament Team also served as All-SEC team from 1933-1948.

LSU Academic All-SEC Honor Roll

1961-62

George Nattin, G	1st Team
Ellis Cooper, G	2nd Team

1962-63

Ellis Cooper, G	1st Team
-----------------	----------

1964-65

Tommy Thigpen, C	HM
------------------	----

1965-66

Kenny Drost, G	1st Team
Scott Bowling, G	HM

1966-67

Kenny Drost, G	2nd Team
----------------	----------

1969-70

Danny Hester, F	2nd Team
-----------------	----------

1972-73

Bill Whittle, F	1st Team
Collis Temple, F	1st Team
Wade Evans, G	2nd Team
Ed LeBlanc, F	HM

1981-82

John Tudor, G-F	1st Team
-----------------	----------

1982-83

John Tudor, G	1st Team
---------------	----------

1983-84

John Tudor, G	1st Team
---------------	----------

1985-86

Zoran Jovanovich, C	1st Team
---------------------	----------

1988-89

Kyle McKenzie, G	1st Team
------------------	----------

1991-92

Justin Anderson, G	1st Team
T. J. Pugh, G	1st Team

1995-96

David Bosley, G	1st Team
-----------------	----------

1997-98

Jack Warner, G	1st Team
----------------	----------

1998-99

Brian Beshara, F	1st Team
Jack Warner, G	1st Team

1999-00

Brian Beshara, F	1st Team
Collis Temple III, G	1st Team
Jeremy Comeaux	1st Team
Jack Warner, G	1st Team

2000-01

Brian Beshara, F	1st Team
Collis Temple III, G	1st Team
Brian Green, G	1st Team
Jack Warner, G	1st Team

2001-02

Brian Green, G	1st Team
Collis Temple III, G	1st Team

2002-03

Pete Bozek, F	1st Team
Brian Green, G	1st Team
Charlie Thompson, G	1st Team

2003-04

Charlie Thompson, G	1st Team
Paul Wolfert, F	1st Team
Brandon Bass, F	Freshman
Ross Neltner, F	Freshman

2004-05

Brandon Bass, F	1st Team
Scholar-Athlete of the Year	
Darrel Mitchell, G	1st Team
Ross Neltner, F	1st Team
Paul Wolfert, F	1st Team
Glen Davis, F	Freshman
David Fleshman, G	Freshman
Garrett Temple, G	Freshman

2005-06

Glen Davis, F	1st Team
Darrel Mitchell, G	1st Team
Darnell Lazare, F	1st Team
Garrett Temple, F	1st Team
David Fleshman, F	1st Team

2006-07

Alex Farrer, G	1st Team
Greg Terrebonne, G	Freshman

2007-08

Greg Terrebonne, G	1st Team
--------------------	----------

2008-09

Alex Farrer, F	1st Team
Garrett Temple, F	1st Team

2009-10

Chris Beattie, G	1st Team
Alex Farrer, F	1st Team

2010-11

Eddie Ludwig, F	1st Team
-----------------	----------

2011-12

Eddie Ludwig, F	1st Team
-----------------	----------

2012-13

Eddie Ludwig, F	1st Team
-----------------	----------

2014-15

Henry Shortess, G	1st Team
Brandon Eddlestone, F	1st Team

2015-16

Henry Shortess, G	1st Team
Brandon Eddlestone, F	1st Team
HM - Honorable Mention	

SEC Community Service Team

1998-99	Collis Temple III
1999-00	Jermaine Williams
2000-01	Collis Temple III
2001-02	Collis Temple III
2002-03	Collis Temple III
2003-04	Paul Wolfert
2004-05	Paul Wolfert
2005-06	Darnell Lazare
2006-07	Darnell Lazare
2007-08	Garrett Temple
2008-09	Garrett Temple
2009-10	Alex Farrer
2010-11	Daron Populist
2011-12	Justin Hamilton
2012-13	Andre Stringer
2013-14	Andre Stringer
2014-15	John Odo
2015-16	Keith Hornsby



Tigers

IN THE NBA

Brandon Bass/Ben Simmons

The veteran and the rookie of the present LSU class in the NBA. Brandon Bass enters his 12th season, his first with the L.A. Clippers and he will become second only to Shaquille O'Neal when he plays this year. Ben Simmons was the second Tiger to be the No. 1 pick in the NBA draft, selected by the Philadelphia 76ers.



The LSU basketball program has a lasting legacy with the National Basketball Association that spans both the Tigers and the league's long history.

In the 1950s and early '60s, LSU's Bob Pettit fought long and hard to win an NBA championship. Most of those years standing in his way were the feared Boston Celtics. He finally accomplished his dream, winning the title in 1958. That title was celebrated in 2008 in Atlanta as the Hawks honored Pettit on the 50th anniversary of that title.

Also in 2008, another LSU player celebrated with the NBA championship trophy, ironically with those same Boston Celtics. Glen Davis, who was chosen in the second round of the 2007 NBA draft, made the most of his chance to shine and now has a Final Four and an NBA title on his resume', the second LSU player to achieve that double.

Nine times since 1990, the Tigers have had a former player taken in the first round of the NBA draft. Four times in that period an LSU player has

LSU's NBA First Round Draft choices

1952	Joe Dean - Indianapolis Olympians
1954	Bob Pettit - Milwaukee Hawks (2nd pick)
1970	Pete Maravich - Atlanta Hawks (3rd pick)
1983	Howard Carter - Denver Nuggets
1985	Jerry Reynolds - Milwaukee Bucks
1986	John Williams - Washington Bullets
1990	Chris Jackson - Denver Nuggets (3rd pick)
1991	Stanley Roberts - Orlando Magic
1992	Shaquille O'Neal - Orlando Magic (1st pick)
1993	Geert Hammink - Orlando Magic
2000	Stromile Swift - Vancouver Grizzlies (2nd pick)
2006	Tyrus Thomas - Portland Trailblazers (4th pick, traded to Bulls)
2008	Anthony Randolph - Golden State Warriors
2015	Jarell Martin -- Memphis Grizzlies
2016	Ben Simmons -- Philadelphia 76ers (1st pick)

been one of the top four picks in the draft and in 2016, for the second time in draft history, LSU had the No. 1 pick when All-America forward Ben Simmons was taken by the Philadelphia 76ers.

In all, LSU has had 15 players selected in the first round of the NBA draft.

Three of the LSU players who have their numbers hanging from the rafters of the Pete Maravich Assembly Center were top draft picks - Bob Pettit (2nd pick - Milwaukee, 1954); Pete Maravich (3rd pick - Atlanta, 1970) and Shaquille O'Neal (1st pick - Orlando, 1992). Other top three picks -- Chris Jackson (1990), Stromile Swift (2000) and Tyrus Thomas (2006) were all shaking the commissioner's hand when their time came to take to the hallowed NBA stage.

Since 1952, teams in the NBA draft have chosen 55 players from LSU. Plus there are countless others who have and are presently playing for teams abroad. In all, a total of 37 players have logged regular season minutes in either the NBA or the old American Basketball Association.



NBA's 50th Anniversary Team (selected in 1996)



Pete Maravich



Bob Pettit



Shaquille O'Neal



Current LSU Players in the NBA



Brandon Bass

Los Angeles Clippers

Bass, the senior member of LSU's present NBA roster, enters his 12th season in the NBA and his second on the West Coast. It is his first, however, with the Clippers after a season with the Lakers. He is third among all LSU NBA players with 706 games played. Career averages of 8.9 pts, 4.7 rbs. Played for OKC/ NOLA, Dallas, Orlando, Boston and LA Lakers in his NBA career.



Jarell Martin

Memphis Grizzlies

Martin was LSU's 14th first-round choice at No. 25 for the Memphis Grizzlies in 2015, leaving LSU after an All-SEC sophomore season. Had several leg injuries that limited him to just 27 games with a 5.7 scoring average.



Jordan Mickey

Boston Celtics

Mickey, who was the first player to block 100 shots in a season since Shaquille O'Neal, left LSU after an All-SEC sophomore season and was a second round selection of the Boston Celtics. He played in 16 NBA games, but had a strong season playing for Boston's D-League team in Maine.



Johnny O'Bryant III

Washington Wizards

After back-to-back first-team All-SEC seasons at LSU, O'Bryant III was drafted in the second round of the 2014 NBA Draft by Milwaukee. He has 100 games in his NBA career and has now moved to Washington where he will play with former Tiger Marcus Thornton.



Justin Hamilton

Brooklyn Nets

Hamilton returns to the NBA after an All-Star season in Europe for what will be his third NBA season. He played 50 games in two NBA years in 2014 and 2015.



Garrett Temple

Sacramento Kings

Temple has parlayed his continue success with the Washington Wizards the last three years into a new 3-year deal with Sacramento. Temple enters his seventh season in the league, having played 309 games. He averaged a career best 7.3 points in 80 games last year for the Wizards.



Marcus Thornton

Washington Wizards

Marcus Thornton, the 2009 SEC POY, started the 2015-16 season with Houston, but finished the season with Washington and will be with the Wizards again this year. Thornton enters his eighth season in the league. He had big years in Sacramento, averaging 21.3 points in 2011, 18.7 in 2012 and 12.7 ppg in 2013. Thornton earned 2nd-team NBA rookie honors in 2010 with New Orleans.

2016 - 17 Rookies



Ben Simmons

Philadelphia 76ers



Keith Hornsby

Dallas Mavericks



Tim Quarterman

Portland Trailblazers



Tyrus Thomas

NBA TIGERS BY FRANCHISE

EASTERN CONFERENCE

Atlanta Hawks

Frank Brian	1950-51
Bob Pettit	1954-65
Pete Maravich	1970-74
Rudy Macklin	1981-83
Randy Livingston	1997-98

Boston Celtics

Pete Maravich	1980-81
Glen Davis	2007-11
Shaquille O'Neal	2010-11
Chris Johnson	2010-11
Brandon Bass	2011-15
Marcus Thornton	2014-15
Jordan Mickey	2015-

Brooklyn Nets

Jabari Smith	2004-06
Stromile Swift	2008-09
Marcus Thornton	2013-14
Justin Hamilton	2016-

Charlotte Hornets

Garrett Temple	2010-11
Tyrus Thomas	2010-13
Justin Hamilton	2013-14

Chicago Bulls

Glenn Hansen	1976-77
Ricky Blanton	1992-93
Ronald Dupree	2003-04
Randy Livingston	2005-06
Tyrus Thomas	2006-10
Anthony Randolph	2013-14

Cleveland Cavaliers

Kenny Higgs	1978-79
Shaquille O'Neal	2009-10

Detroit Pistons

Frank Brian	1951-56
Ronald Dupree	2006-07

Indiana Pacers

John Williams	1994-95
---------------	---------

Miami Heat

Shaquille O'Neal	2004-08
Justin Hamilton	2014-15

Milwaukee Bucks

Jerry Reynolds	1985-88,
	1995-96
Garrett Temple	2010-11
Johnny O'Bryant III	2014-16

New York Knicks

DeWayne Scales	1980-82
Rudy Macklin	1982-83
Anthony Randolph	2010-11

Orlando Magic

Jerry Reynolds	1989-93
Stanley Roberts	1991-92
Shaquille O'Neal	1992-96
Geert Hammink	1994-95
Brandon Bass	2009-11
Anthony Randolph	2013-14

Philadelphia 76ers

Stanley Roberts	1998-99
Jabari Smith	2001-02
Ben Simmons	2016-

Toronto Raptors

Ronald Dupree	2010-11
---------------	---------

Washington Wizards

DeWayne Scales	1983-84
John Williams	1986-91
Garrett Temple	2012-16
Marcus Thornton	2016-
Johnny O'Bryant III	2016-

WESTERN CONFERENCE

Dallas Mavericks

Howard Carter	1984-85
Brandon Bass	2007-09

Denver Nuggets

Kenny Higgs	1980-82
Howard Cater	1983-84
Mahmoud Abdul Rauf	1990-96
Anthony Randolph	2012-14

Golden State Warriors

Geert Hammink	1993-96
Randy Livingston	1999-00
Anthony Randolph	2008-10

Houston Rockets

Randy Livingston	1996-97
Stanley Roberts	1998-99
Stromile Swift	2005-06
Garrett Temple	2009-10
Marcus Thornton	2015-16

Los Angeles Clippers

John Williams	1992-94
Stanley Roberts	1992-97
Randy Livingston	2003-04
Glen Davis	2013-14
Brandon Bass	2016-

Los Angeles Lakers

Shaquille O'Neal	1996-04
Maurice Carter	2003-04
Brandon Bass	2015-16

Memphis Grizzlies

Mahmoud Abdul Rauf	2000-01
Stromile Swift	2000-05,
	2006-08
Tyrus Thomas	2014-15
Jarell Martin	2015-

Minnesota Timberwolves

Stanley Roberts	1997-98
Ronald Dupree	2005-06
Anthony Randolph	2011-12
Chris Johnson	2013
Justin Hamilton	2015

New Orleans Pelicans

Randy Livingston	2002-03
Maurice Carter	2003-04
Brandon Bass	2005-07
Marcus Thornton	2009-11
Chris Johnson	2011-12

Oklahoma City Thunder

Jerry Reynolds	1998-89
Randy Livingston	2001-02,
	2006-07
Ronald Dupree	2007-08

Phoenix Suns

Randy Livingston	1999-00
Shaquille O'Neal	2008-09
Stromile Swift	2009-10
Marcus Thornton	2014-15

Sacramento Kings

Glenn Hansen	1975-78
Mahmoud Abdul Rauf	1996-98
Jabari Smith	2000-02,
	2003-04
Garrett Temple	2009-10
Marcus Thornton	2011-14
Garrett Temple	2016-

San Antonio Spurs

Garrett Temple	2009-10
----------------	---------

Utah Jazz

Pete Maravich	1974-80
Randy Livingston	2004-05



Garrett Temple



Chris Johnson



NBA Draft Picks from LSU

YEAR	PLAYER	TEAM	ROUND
1947	Jack Coleman	Indianapolis	
	Bobby Lowther	Indianapolis	
1952	Joe Dean	Indianapolis	1st
1954	Bob Pettit	Milwaukee	1st (2nd pick)
1955	Don Belcher	Fort Wayne	N/A
1960	Dick Davies	St. Louis	8th
1961	Bill Engressor	New York	14th
1965	Dick Maile	Cincinnati	11th
1966	John Jones	Baltimore	5th
1970	Pete Maravich	Atlanta	1st (3rd pick)
	Dan Hester	Atlanta	2nd
1971	Nelson Isley	Buffalo	17th
1972	Al Sanders	Baltimore	4th
1974	Ed Palubinskas	Atlanta	4th
		Utah (ABA)	8th
	Collis Temple, Jr.	Phoenix	6th
		S. Antonio (ABA)	3rd
1975	Glen Hansen	Kentucky	9th
	Glen Hansen	KC-Omaha	2nd
		Memphis (ABA)	44th
1978	Kenny Higgs	Cleveland	3rd
1979	Al Green	Phoenix	3rd
	Lionel Green	Houston	4th
1980	DeWayne Scales	New York	2nd
	Rick Mattick	New Jersey	6th
1981	Greg Cook	New York	2nd
	Durand Macklin	Atlanta	3rd
	Ethan Martin	Cleveland	4th
	Willie Sims	Denver	5th
1983	Howard Carter	Denver	1st
1984	Leonard Mitchell	Cleveland	3rd
	John Tudor	Dallas	9th
1985	Jerry Reynolds	Milwaukee	1st
1986	Don Redden	Denver	3rd
	Derrick Taylor	Indiana	4th
	John Williams	Washington Bullets	1st
	Steffond Johnson	L. A. Clippers	5th
1987	Nikita Wilson	Portland	2nd
	Anthony Wilson	Chicago	5th
1988	Jose Vargas	Dallas	2nd
	Hernan Montenegro	Philadelphia	3rd
1989	Ricky Blanton	Phoenix	2nd
1990	Chris Jackson	Denver	1st (3rd pick)
1991	Stanley Roberts	Orlando	1st
1992	Shaquille O'Neal	Orlando	1st (1st pick)
1993	Geert Hammink	Orlando	1st
1996	Randy Livingston	Houston	2nd
	Ronnie Henderson	Washington	2nd
2000	Stromile Swift	Vancouver	1st (2nd pick)
	Jabari Smith	Sacramento	1st
2005	Brandon Bass	New Orleans	2nd
2006	Tyrus Thomas	Portland	1st (4th pick)
		(traded Chicago)	
2007	Glen Davis	Seattle	2nd
		(traded Boston)	
2008	Anthony Randolph	Golden State	1st (14th pick)
2009	Marcus Thornton	Miami	2nd
2012	Justin Hamilton	Philadelphia	2nd
		(traded Miami)	
2014	Johnny O'Bryant III	Milwaukee	2nd
2015	Jarell Martin	Memphis	1st
	Jordan Mickey	Boston	2nd
2016	Ben Simmons	Philadelphia	1st (1st pick)

Former NBA Tigers

Several former Tigers have had outstanding careers in the NBA ... Here are a few notes on some of those players: (complete stats on all former NBA and ABA players can be found on page 177):

◀ Mahmoud Abdul-Rauf

Denver 1991-96; Sacramento 1997-98; Vancouver 2001 ... Played at LSU under the name of Chris Jackson ... NBA's Most Improved Player in 1993 ... Led Denver in scoring, 1993-96 ... Career scoring average of 14.6 ppg ... 90 percent career free throw percentage.

Frank Brian

Anderson (NBL-NBA), 1948-50; Tri-Cities, 1951; Fort Wayne 1952-56 ... Nine years, seven in NBA ... Two-time NBA all-star ... Career scoring average of 12.3 ppg.

Ronald Dupree

Undrafted out of LSU in 2003 ... Played for Chicago '03-04; Detroit '04-05; '06-08; Minnesota '05-06; Seattle, '08 ... Member of NBA finalist team in 2005 ... Played 154 games, average 3.6 points per game.

Randy Livingston

Houston, 1996-97; Atlanta 1997-98; Phoenix 1998-00; Golden State, 2000-01; Seattle 2001-02; New Orleans 2002-03; Los Angeles Clipper 2003-04; Utah 2004-05; Chicago 2005-06; Seattle 2006-07 ... Played 11 seasons and 203 career games ... Averaged 3.8 ppg, 1.4 rpg.

Durand "Rudy" Macklin

Atlanta, 1982-83; New York, 1984 ... Career scoring average of 6.4 ppg.

Pete Maravich "Pistol Pete"

Atlanta 1971-74; New Orleans, 1975-79; Utah-Boston, 1980-81 ... Four time NBA All-Star ... Career scoring average of 24.2 ppg, totaling almost 16,000 points ... Member of the NBA's 50-year anniversary all-star team.

Shaquille O'Neal

Orlando, 1993-96; Lakers 1997-04; Miami 2005-08; Phoenix 2008-09; Cleveland 2010; Boston 2011 ... Member of the NBA's 50-year anniversary all-star team ... Three-time Finals MVP, 15 time All-Star ... 1,207 career games ... 28,596 career regular season points.

Bob E. Pettit, Jr.

Milwaukee 1955; St. Louis, 1956-65 ... 11-time NBA All-Star ... Member of the NBA's 50-year anniversary all-star team ... Career scoring average of 26.4 ppg, scoring over 20,800 points.

Jerry Reynolds

Milwaukee 1985-88; Seattle 1988-89; Orlando 1989-92; Milwaukee, 1995-96 ... 443 games played ... Career scoring average of 9.1 ppg and 3.0 rpg.

Stanley Roberts

Orlando, 1992; L. A. Clippers 1993-97 ... 9.6 ppg career scoring average.

DeWayne Scales

New York, 1981-82; Washington 1984 ... 4.6 ppg career scoring average.

Stromile Swift

Second pick of the draft by Vancouver, 2000 ... Played for Vancouver/Memphis 2000-05; Houston, 06; Memphis 07-08, New Jersey '09. Played 547 games, averaged 8.4 points.

John Sam Williams

Washington, 1987-91; LA Clippers 1993-94; Indiana 1995... Career scoring average of 10.1 ppg.



Marcus Thornton



Glen Davis

NBA Most Valuable Player

1955-56	Bob Pettit	St. Louis Hawks
1958-59	Bob Pettit	St. Louis Hawks
1999-00	Shaquille O'Neal	Los Angeles Lakers

NBA Rookie of the Year

1954-55	Bob Pettit	Milwaukee Hawks
1992-93	Shaquille O'Neal	Orlando Magic

NBA Comeback Player of the Year

1992-93	Mahmoud Abdul-Rauf	Denver Nuggets
---------	--------------------	----------------

NBA Finals Most Valuable Player

1999-00	Shaquille O'Neal	Los Angeles Lakers
2000-01	Shaquille O'Neal	Los Angeles Lakers
2001-02	Shaquille O'Neal	Los Angeles Lakers

All-NBA Rookie Team

2009-10	Marcus Thornton	2nd	New Orleans Hornets
---------	-----------------	-----	---------------------

All-NBA Defensive Team

1999-00	Shaquille O'Neal	2nd	Los Angeles Lakers
2000-01	Shaquille O'Neal	2nd	Los Angeles Lakers
2002-03	Shaquille O'Neal	2nd	Los Angeles Lakers

NBA All-Star Game Appearances

Shaquille O'Neal	15 (1993-98, 2000-07, 2009)
Bob Pettit	11 (1955-65)
Pete Maravich	5 (1973-74, 1977-79)
Frank Brian	2 (1951-52)

LSU NBA Champions

Bob Pettit	1958	St. Louis Hawks
Shaquille O'Neal	2000	Los Angeles Lakers
Shaquille O'Neal	2001	Los Angeles Lakers
Shaquille O'Neal	2002	Los Angeles Lakers
Shaquille O'Neal	2006	Miami Heat
Glen Davis	2008	Boston Celtics

NBA All-Star Game MVP

Bob Pettit	4 (1956, 1958, 1959, 1962)
Shaquille O'Neal	3 (2000, 2004, 2009)

All-NBA Team Selections

1949-50	Frank Brian	2nd	Anderson
1950-51	Frank Brian	2nd	Tri-Cities
1954-55	Bob Pettit	1st	Milwaukee Hawks
1955-56	Bob Pettit	1st	St. Louis Hawks
1957-58	Bob Pettit	1st	St. Louis Hawks
1958-59	Bob Pettit	1st	St. Louis Hawks
1959-60	Bob Pettit	1st	St. Louis Hawks
1960-61	Bob Pettit	1st	St. Louis Hawks
1961-62	Bob Pettit	1st	St. Louis Hawks
1962-63	Bob Pettit	1st	St. Louis Hawks
1963-64	Bob Pettit	1st	St. Louis Hawks
1964-65	Bob Pettit	2nd	St. Louis Hawks
1972-73	Pete Maravich	2nd	Atlanta Hawks
1975-76	Pete Maravich	1st	New Orleans Jazz
1977-78	Pete Maravich	2nd	New Orleans Jazz
1993-94	Shaquille O'Neal	3rd	Orlando Magic
1994-95	Shaquille O'Neal	2nd	Orlando Magic
1995-96	Shaquille O'Neal	3rd	Orlando Magic
1996-97	Shaquille O'Neal	3rd	Los Angeles Lakers
1997-98	Shaquille O'Neal	1st	Los Angeles Lakers
1998-99	Shaquille O'Neal	2nd	Los Angeles Lakers
1999-00	Shaquille O'Neal	1st	Los Angeles Lakers
2000-01	Shaquille O'Neal	1st	Los Angeles Lakers
2001-02	Shaquille O'Neal	1st	Los Angeles Lakers
2002-03	Shaquille O'Neal	1st	Los Angeles Lakers
2003-04	Shaquille O'Neal	1st	Los Angeles Lakers
2004-05	Shaquille O'Neal	1st	Miami Heat
2005-06	Shaquille O'Neal	1st	Miami Heat



NBA Players from LSU

PLAYER	FROM	TO	G	FG%	3P%	FT%	REB	AST	STL	BLK	PTS	MP	PTS	TRB	AST
Mahmoud Abdul-Rauf	1991	2001	586	.442	.354	.905	1087	2079	487	46	8553	26.7	14.6	1.9	3.5
Brandon Bass	2006	2016	706	.496	.200	.829	3319	587	281	468	6283	22.4	8.9	4.7	0.8
Ricky Blanton	1993	1993	2	.429	---	---	3	1	2	0	6	6.5	3.0	1.5	0.5
Frankie Brian	1950	1956	438	.340	---	.821	903	1138	---	---	5379	24.9	12.3	2.4	2.6
Howard Carter	1984	1985	66	.440	.227	.774	89	75	20	4	351	11.4	5.3	1.3	1.1
Maurice Carter	2004	2004	10	.314	.364	.800	11	4	0	0	42	11.0	4.2	1.1	0.4
John Chaney	1950	1950	16	.291	---	.690	---	20	---	---	---	---	4.4	---	1.3
Glen Davis	2008	2015	514	.447	.182	.700	2236	457	357	173	4111	21.1	8.0	4.4	0.9
Ronald Dupree	2004	2011	157	.427	.385	.559	339	100	57	29	555	11.2	3.5	2.2	0.6
Juston Hamilton	2014	2015	49	.475	.325	.846	141	36	32	30	245	16.0	5.0	2.9	0.7
Geert Hammink	1994	1996	8	.400	---	.667	7	2	0	0	14	3.4	1.8	0.9	0.3
Glenn Hansen	1976	1978	112	.412	---	.725	247	93	61	16	588	12.9	5.3	2.2	0.8
Dan Hester	1971	1971	42	.396	.417	.817	234	35	---	---	248	13.2	5.9	5.6	0.8
Kenny Higgs	1979	1982	216	.441	.145	.804	391	944	239	23	1470	20.5	6.8	1.8	4.4
Chris Johnson	2011	2013	71	.562	---	.699	132	13	16	46	205	8.4	2.9	1.9	0.2
Randy Livingston	1997	2007	203	.406	.351	.771	282	415	121	31	773	13.2	3.8	1.4	2.0
Rudy Macklin	1982	1984	160	.449	.000	.776	464	121	82	30	1030	17.2	6.4	2.9	0.8
Pete Maravich	1971	1980	658	.441	.667	.820	2747	3563	587	108	15948	37.0	24.2	4.2	5.4
Jarell Martin	2016	2016	27	.466	.000	.726	86	15	8	7	153	14.1	5.7	3.2	0.6
Jordan Mickey	2016	2016	16	.364	---	.500	13	1	0	11	21	57	1.3	0.8	0.1
Bill Newton	1973	1974	35	.437	.500	.500	65	14	2	0	73	5.4	2.1	1.9	0.4
Johnny O'Bryant	2015	2016	100	.395	.000	.582	240	49	23	12	300	12.3	3.0	2.4	0.5
Shaquille O'Neal	1993	2011	1207	.582	.045	.527	13099	3026	739	2732	28596	34.7	23.7	10.9	2.5
Bob Pettit	1955	1965	792	.436	---	.761	12849	2369	---	---	20880	38.8	26.4	16.2	3.0
Anthony Randolph	2009	2014	252	.453	.241	.740	1078	187	150	224	1789	15.2	7.1	4.3	0.7
Jerry Reynolds	1986	1996	443	.418	.226	.749	1317	904	486	250	4036	18.9	9.1	3.0	2.0
Stanley Roberts	1992	2000	300	.499	.000	.514	1549	189	110	385	2555	19.6	8.5	5.2	0.6
Al Sanders	1973	1973	4	1.000	---	.667	0	5	0	---	8	6.3	2.0	1.3	0.0
DeWayne Scales	1981	1984	49	.417	.167	.628	140	10	14	5	224	10.6	4.6	2.9	0.2
Jabari Smith	2001	2005	108	.413	.125	.690	178	66	37	26	329	9.8	3.0	1.6	0.6
Stromile Swift	2001	2009	547	.473	.074	.699	2535	275	354	683	4582	19.8	8.4	4.6	0.5
Collis Temple	1975	1975	24	.415	.000	.800	31	15	4	4	42	4.3	1.8	1.3	0.6
Garrett Temple	2010	2016	309	.393	.335	.700	547	436	220	67	1379	16.3	4.5	1.8	1.4
Tyrus Thomas	2007	2015	402	.438	.235	.732	1938	347	328	525	3093	19.7	7.7	4.8	0.9
Marcus Thornton	2010	2016	450	.426	.359	.829	1272	636	386	58	5531	23.8	12.3	2.8	1.4
John Williams	1987	1995	435	.451	.225	.704	2201	1262	566	184	4406	25.2	10.1	5.1	2.9
Nikita Wilson	1988	1988	15	.304	---	.833	11	3	0	0	19	3.6	1.3	0.7	0.2

Most Career Points

Shaquille O'Neal	28,596
Bob Pettit	20,880
Pete Maravich	15,948
Mahmoud Abdul-Rauf	8,553
Brandon Bass	6,283
Frank Brian	5,379
Marcus Thornton	5,531
Stromile Swift	4,582
John Williams	4,406
Glen Davis	4,111

Most Career Rebounds


Shaquille O'Neal	13,099
Bob Pettit	12,849
Brandon Bass	3,319
Pete Maravich	2,747
Stromile Swift	2,535
Glen Davis	2,236
John Williams	2,201
Tyrus Thomas	1,938
Stanley Roberts	1,549
Jerry Reynolds	1,317

Most Games Played

Shaquille O'Neal	1,207
Bob Pettit	792
Brandon Bass	706
Pete Maravich	658
Mahmoud Abdul-Rauf	586
Stromile Swift	547
Glen Davis	514
Marcus Thornton	450
Jerry Reynolds	443
Frank Brian	438



Jamie Brandon



Frank Brian



Greg Cook



Joe Dean



(Returnees in Bold)

- A**
 ADCOCK, Joe (C) 1944-47
 ADGER, Sidney A. (C) 1935-36
 ALCORN, Mark (G) 1979-80
 ALLEN, Drexal (G) 1981-82
 ALLMAN, Marty (G) 1970-73
 ANDERSON, Justin (F), 1991-92
 ANDERSON, Willie (F), 1997-97
 ANNISON, Doug (F), 1992-93
 ARTHUR, Robert R. (C) 1959-60
 ATKINS, R. W. (G) 1919-22
 AUSTIN, Wayne (G) 1964-66

- B**
 BADEAUX, Joshua (G), 2012-13
 BAILEY, John (F) 1960-62
 BAILEY, Floyd (F-C) 1974-78
 BANKER, Kernan M. (F) 1933-35
 BANKSTON, Fred (G) 1945-46
 BARDWELL, D. D. "Sox" (C) 1929-32
 BARHAM, Joe Garnett E. (G) 1923-26
 BARNETT, Bert W. (C) 1946-47
 BARTUS, Joe E. (G) 1945-46
 BASS, Brandon (F), 2003-05
 BASS, Chris (G), 2008-12
 BASS, Raymond V. (C) 1938-42; 47-48
 BAUMAN, Jonnie (G) 1929-32
 BAUMER, Nat (F) 1968-69
 BEATTIE, Chris (G), 2009-10
 BEESON, Williard E. (G) 1933-37
 BELCHER, Don (F) 1951-55
 BELCHER, Jack (F) 1961-64
 BENNETT, (F) 1928-29
 BERGERON, J. Brian (G) 1978-81
 BERGMAN, Rusty (G) 1966-69
 BERNBROCK, Mark (G) 1968-69
 BERNHARD, James M. (G) 1943-44
 BESHARA, Brian (F) 1998-01
 BLACK, Tyrone (C) 1979-83
 BLAIR, L. N. "Buddy" (F) 1933-35
BLAKENEY, Antonio (G), 2015-16
 BLANCHARD, E. A. (G) 1916-18
 BLANTON, Ricky (G) 1984-86; 87-89
 BLEVINS, Howard M. (G) 1929-32
 BOGGESS, Robert E. "Bob" 1947-51
 BOHANNON, W. W. "Bo" (C) 1934-36
 BOLTON, Dick (F) 1955-56
 BORGINI, Joe (F) 1959-60
 BORNER, Ray (C) 1981-82
 BORNMAN, D. L. "Squatty" (G) 1922-25
 BORNMAN, J. P. "John" (G) 1922-23
 BOSLEY, David (G) 1993-97
 BOUDREAUX, Harold (F) 1989-92
 BOWLING, W. Scott, Jr. (G) 1964-66
 BOWMAN, Sid S. "Stinky" (F) 1929-30
 BOZEK, Pete (F) 2000-02

- BOYD, Brent (G) 1975-76
 BOZEMAN, A. (G) 1939-40
 BOZEMAN, Charlie (C) 1938-41
 BOZEMAN, T. (G) 1938-41
 BRANCH, Malcolm (C) 1945-47
 BRANCH, W. (F) 1943-44
 BRANDON, Jamie (G), 1991-94
 BRANTLEY, John B. (G) 1970-72
 BRAYMAN, P. (F) 1952-53
 BREATHWIT, John (G) 1975-77
 BRIAN, Brad H. (G) 1964-67
 BRIAN, Frank (F) 1942-43; 1945-47
 BRIDGES, Kenneth (G) 1951-53
 BRIDGEWATER, Brad (C) 1998-00; 01-03
BRIDGEWATER, Brian (F), 2014-16
 BRIGHT, Torris (G) 1999-03
 BRILEY, C. 1915-16
 BRINKLEY, Mike (G) 1958-59
 BRITTON, C. E. (F) 1916-17
 BROCATO, Jim (G) 1946-47
 BROTHERTON, Paul P. (F) 1938-40
 BROWN, Dennis (G) 1983-85
 BROWN, Ernest (G) 1977-79
 BROWN, Loddell P. 1925-26
 BROWN, Michael (F) 1975-76
 BROWN, Oliver (F) 1983-87
 BROWN, Ossie B. (F) 1943-44
 BROWN, Perry (F) 1929-30
 BROWN, Roland (F) 1932-34
 BRYAN, Arnold "Judge" (F) 1934-37
 BUCHANAN, F. "Buck" (F) 1937-40
 BUKUMIROVICH, Neboisha (G) 1984-88
 BURGE, Dick (G) 1939-40
 BURGE, Dennis F. "Pete" (C) 1932-34
 BURNETT, Jack (F) 1926-29
 BURNS, Lenear (F), 1990-91; 92-94
 BURTON, Kenny G. (F) 1944-45
 BUSH, Tim (F) 2002-03
 BUSHMAN, John C. "Jack" (F) 1936-39
 BUSSEY, Young (G) 1937-38

- C**
 CAMPBELL, Andy (C) 1978-81
 CAMPBELL, Walter (F) 1977-78
 CANNON, (G) 1937-39
 CARD, Norman (C-F) 1961-64
 CARMOUCHE, Charles (G), 2012-13
 CARR, John (G) 1969-70
 CARTER, (F) 1913-14
 CARTER, Cedric (F) 1997-99
 CARTER, Howard (G-F) 1979-83
 CARTER, Maurice (G) 1995-99
 CAVETT, J. R. "Slick" (C) 1915-19
 CEASAR, Clarence (F), 1991-95
 CHANEY, John (F) 1940-43
 CHASE, Pat (G) 1964-66
 CHASE, Sam (G) 1961-64
 CHIDLEY, Steve (G) 1971-72
 CHIN BING, Allen (F) 1933-34
 CLARK, 1908-10

Kenny Drost



Wade Evans



Lionel Green



Mike Hansen



- CLARK, Ned (F) 1951-55
 CLUNE, Joe (F) 1959-60
 COCKERHAM, J. H. (F) 1911-13
 COJOE, Theron (F) 1982-84
 COLEMAN, Shavon (F), 2012-14
 COLLINS, A. H. "Rip" (G) 1945-47
 COLLINS, Corban (G), 2012-13
 COLLINS, Tommy (G) 1957-59
 COMBS, Joe H. 1956-59
 CONKLIN, Tom J. (C) 1959-62
 CONLEY, Ocie (G) 1984-86
 COOK, Greg (C) 1976-77, 1978-81
 COOPER, (F) 1929-30
 COOPER, Darryl (G) 1998-99
 COOPER, Ellis O. (G) 1960-63
 COPPENS, Randy (G) 1974-77
 CORMIER, Jason (G) 1988-89
 COSTELLO, Joe (G-F) 1979-82
 CORLEY, Drew (F) 1967-69
 COURTNEY, Jalen (F), 2010-13
 CRAM, Steve (G) 1962-64
 CRAMER, Judd (G-F) 1963-64
 CRESS, Walker J. (G) 1937-39
 CRISCO, Jim (F) 1956-59
 CROMBERT, 1917-18

- D**
 DABADIE, J. Levy, Jr. (F) 1943-44
 DALE, Wilton R. (F) 1943-44
 DARK, Alvin (G) 1942-43
 DARNALL, Mike (G) 1972-75
 DAVIES, Richard A. "Dick" (G) 1958-60
 DAVIS, E. M. 1935-36
 DAVIS, Glen (F), 2004-07
 DAVIS, Thomas (F) 2001-03
 DAY, Ned 1951-55
 DeARMOND, Duane (F) 1978-80
 DEAN, Joe (G) 1949-52
 DELAFIELD, Glenn A. (C) 1936-38
 DEL PIERO, Andrew (C), 2011-13
 DERENBECKER, Matt (G), 2010-11
 DEVALL, Randy (G) 1989-90
 DICKEY, 1928-29
 DIXON, 1913-15
 DOSHER, Woody (G) 1938-40
 DOUGHTY, Frank L. (G) 1937-38
 DOTSON, Aaron (G), 2009-11
 DOWLING, Duncan (F-G) 1961-63
 DROST, Kenny (G) 1964-67
 DRUMMOND, H. Maury (C-F) 1960-63
 DUGAS, C. J. Bobby (G) 1921-23
 DUPONT, John M. (F) 1911-13
 DUPONT, Lawrence H. (G) 1911-14
 DUPREE, Ronald (F) 1999-03
 DYSON, Dick (G) 1923-27

- E**
 EARL, Lewis (F) 1996-98
 EAST, John (C) 1924-27
EDDLESTONE, Brandon (F), 2013-16
 EDMONDS, W. R. (F) 1916-17; 1921-22
 EDMONDSON, Mahion W (F) 1940-41
 EDWARDS, Glavis "Ike" (F) 1945-48
 ENGLAND, Matt (F) 1980-81
 ENNGQUIST, John (F) 1972-74
EPPS, Aaron (F), 2014-16
 EVANS, Wade (F) 1972-74
 EVANS, W. Morton (C) 1910-13

- F**
 FAHEY, Joe J. (G) 1954-56
 FARRER, Alex (G), 2006-10
 FATHERREE, Jesse (G) 1933-34
 FETTER, Bobby K. (G-F) 1961-64
 FILES, "Dude" (G) 1927-28
 FLESHMAN, David (G), 2004-06
 FORD, Deuce (G) 1995-96
 FREDERICK, E. (C) 1939-40
 FREEMAN, Mark P. (C) 1949-51
 FRESHLEY, Bob (C) 1951-54
 FREY, F. C. "Major" (G) 1919-20
 FULKERSON, Jack M. (C) 1940-43

- G**
 GAHARAN, W. A. "Bill" (F) 1937-38
 GARAHAN, Les (F) 1927-30
 GARRISON, G. C. (F) 1927-28; 30-31
 GEYER, Randy (G-F) 1962-65
 GIACOMA, Ray (F) 1935-38
 GILBEAU, H. (F) 1924-25
 GILBERT, Charlie (C) 1933-34
 GILL, W. J. (G) 1915-17
 GIPSON, Sean (F) 1992-94
 GLADDEN, Sterling "Buck" (F) 1914-16
 GOEHRING, Kirk 1992-93
 GOWER, Bill (G) 1937-38
 GRAHAM, Delwan (F), 2008-
 GRAHAM, R. E. (G) 1939-42
 GRANT, Russell (G) 1987-89
 GRAY, Kenny (G) 1957-58
 GRAY, Josh (G) 2014-16
 GREEN, Al (G) 1978-79
 GREEN, Brian (F) 1999-03
 GREEN, Donald (G) 1982-83
 GREEN, Garrett (F), 2007-08; 2009-11
 GREEN, Lionel (C) 1975-79
 GREEN, V. E. (C) 1913-14
 GREGORY, Sonny (F) 1949-52
 GREMILLION, E. (C) 1943-44
 GREMILLION, James E. (C) 1946-47
 GRIDLEY, Bob (F-C) 1968-69
 GRIFFITH, Carroll (F) 1946-47
 GRIFFITH, Parker (G) 1986-88

Ronnie Henderson



GRIGGS, Shawn (F) 1990-91
GUGLIELMO, Gary (F) 1957-60
GURVICH, (F) 1942-43


H

HAGUE, Perry "H" (G) 1917-21
HAILE, Samuel W. "Red" (G) 1943-44
HAMMINK, Shane (F), 2012-14
HANSEN, Glenn (F) 1973-75
HANSEN, Mike (G), 1990-93
HARRELL, Louis 1928-29
HARRIS, Bucky (F) 1926-29
HARRIS, Dennis (F), 2009-11
HARRIS, Jack A. (F) 1932-35
HAMILTON, Justin (C), 2011-12
HATCHER, George R. (C) 1923-27
HATHORN, Conley "Red" (G) 1935-38
HAYES, R. S. "Suthie" (F) 1917-21
HAYNIE, George (F) 1939-41
HEARD, Mickey (F) 1973-74
HELM, Newton C. "Dirty" (F) 1919-23
HENDERSON, Larry (F) 1964-66
HENDERSON, Ronnie (G) 1993-96
HENNER, Tommy (G) 1969-70
HENRY, Pete (C-F) 1965-67
HEROMAN, Harry (F) 1963-66
HERBST, J. (G) 1941-42
HERRING, Randy (F) 1972-75
HESS, Tom (G) 1969-72
HESTER, Danny (F) 1968-70
HICKMAN, Richard F. (G) 1967-70
HICKEY, Anthony, G 2011-14
HIGGS, Kenny (G) 1974-78
HIGH, Willie (G-F) 1975-76
HIGHTOWER, C. W. (F) 1910-11
HIMES, Levi A "Lee" (F) 1909-12
HIMES, (G) 1915-16
HINES, Ray (C) 1959-60
HOLLOWAY, Graves (C) 1947-49
HOLT, Dick (C) 1953-56
HOOVER, Winson F. (G) 1946-47
HOOVER, W. (C) 1943-44
HORNSBY, Keith (G), 2014-16
HOSKINS, Dick, Jr. (G) 1942-44
HOUTZ, "Jakey" 1910-11
HOWELL, R. B. "Biliken" (C) 1909-12
HUDSON, Antonio (G), 2001-05
HUDSON, John W. (G) 1959-61
HUFFMAN, Gary (F) 1974-76
HULTBERG, Jordy (G) 1976-80
HUNT, 1917-18

Leonard Mitchell



Ralph Jukkola



I

IGAU, Hubert C. (F) 1924-27
IRVIN, Fess (G) 1986-88
IRWIN, 1909-10
ISLEY, Nelson (G) 1970-71
ISSAC, John (G), 2011-12
IVES, Clarence A. "Fatty" (C) 1917-22

J

JACKSON, A. W. "Gus" (G) 1924-25
JACKSON, Chris (G) 1988-90
JACKSON, Glover (C) 1993-94
JACKSON, Howard W. (G) 1936-39
JACOBS, Stan J. (F) 1958-61
JACOBSON, Taylor (G), 2009-
JENNINGS, Frank (F) 1946-47
JOE, Darryl (G) 1986-88
JOHNSON, Alonzo (C) 1994-95
JOHNSON, Byron (C) 1947-52
JOHNSON, C. B. (F) 1909-12
JOHNSON, Chris (F), 2005-09
JOHNSON, F. (G) 1929-32
JOHNSON, G. (F) 1947-48
JOHNSON, Joe (G) 1983-84
JOHNSON, Kent (F) 1969-70
JOHNSON, Melvin F. (G) 1911-15
JOHNSON, Paul (G) 1992-93
JOHNSON, Steffond (F-C) 1981-84
JOHNSON, Tex (C) 1924-27
JONES, Bob (F) 1923-26
JONES, Johnny (G) 1980-84
JONES, L. (F) 1920-22
JONES, Leslie V. (F) 1952-55
JONES, Wally (G) 1944-45
JOSEPHSON, (G) 1940-41
JOURNEY, Beau (G) 1932-35
JOVANOVIICH, Zoran (C) 1985-86
JUUKKOLA, Ralph (F) 1966-69


K

KAMMER, Marty (G) 1955-56
KAUFFMAN, Jim (G) 1937-38
KEENE, Howard (F) 1961-63
KEENY, J. R. (F) 1908-09
KELLY, G (F) 1931-33
KENT, John (G) 1946-47
KILPATRICK, (G) 1919-20
KINGERY, Wayne (G) 1944-45
KINSLEY, Zach (G) 2008-10
KISTLER, Brian (F) 1980-82
KIZER, Roland C. "Chesty" (F) 1921-23
KOUNDJIA, Regis (F), 2003-04
KNUDSOIN, Jim (G) 1971-72
KRAJEWSKI, Richard (C) 1988-91

Bill Newton



Ed LeBlanc



L

LALLY, Mike F. (C-F) 1908-11
LAMONT, Randy (C) 1967-69
LAZARE, Darnell (F) 2003-07
LEDOUX, Marqus (G) 1998-99
LANG, Bob (F) 1969-70
LANIER, Harold A. 1928-29
LARCADE, J. A. (G) 1908-09
LARKIN, M. "Slim" (C) 1929-31
LEA, D. (G) 1945-46
LEATHERS, W. D. "Bill" (F) 1934-37
LeBLANC, Ed (C) 1972-76
LANDRY, Brandon (G) 1998-01
LEE, Bill (F) 1952-55
LeFEVRE, Frank (C) 1974-77
LEGLER, Chuck (C-F) 1966-69
LEOPOLD, J. T. (F) 1917-18
LESHER, L. R. (F) 1910-11
LESTER, Ed. F. Jr. (F) 1944-45
LEWIS, P. B. (G) 1909-10
LEWIS, Cecil Ray (F) 1959-62
LEWIS, William S. "Bill" (G) 1916-17
LINDSEY, Clyde H. (F) 1944-46
LINDSEY, Jim (F) 1948-51
LINDSEY, Lloyd Leon (C) 1935-38
LITTON, O. B. 1909-10
LIVINGSTON, Randy, (G) 1994-96
LLOREDA, Jaime (F), 2002-03
LOBDELL, William Y. (F) 1931-32
LOE, Ralph (C) 1972-73
LOFLIN, J. T. (G) 1942-43
LOFTIN, Bill (F) 1957-58
LOFTIN, Bob (F) 1957-59
LONG, Earl (F) 1958-59
LOUGHMILLER, Don (G) 1951-54
LOWTHER, Bobby (F) 1942-43; 45-48
LUDWIG, Eddie (F), 2009-13
LUKER, J. B. (G) 1928-31
LUPCHO, Rich S. (G) 1967-69
LYLE, Mel (F) 1946-47

M

McARDLE, Benny J. (G) 1951-54
McCAIN, R. R. (G) 1955-56
McCARSON, Paul (G) 1954-55
McDONALD, Ben (F) 1986-87
McDOWELL, "Red" (G) 1941-42
McDUFF, (G) 1923-25
McFARLAND, Reggie A. (G) 1918-23
McGEHEE, Webb (G) 1927-30
McKENZIE, Kyle (G) 1987-89
McLEOD, James (G) 1941-42
McLOUGHLIN, Bob (G) 1961-62
McMANUS, (C) 1940-41
McMORRIS, Vernon D. (G) 1943-44
McNEILY, James (F) 1951-55
MACKLIN, Durand (F) 1976-78; 79-81
MADISON, Dave (G) 1940-43

Eddie Palubinskas



Ethan Martin




MAGEE, Norman (G) 1951-55
MAGRUDER, 1909-10
MAILE, Dick (F) 1962-65
MALONE, Darcy (C), 2013-16
MANCE, Omar-Seli (G) 1998-99
MARAVICH, Josh (G), 2002-05
MARAVICH, "Pistol" Pete (G) 1967-70
MARSHALL, Paul (G), 1991-92
MARTIN, Ethan (G) 1977-81
MARTIN, Jarell (F), 2013-15
MARTIN, Ken G. (F) 1955-56
MARTIN, Terry (G), 2006-09
MASCIA, David (G), 1991-92
MASON, C. C. "Charlie" (C) 1925-27
MASON, Dameon (F), 2006-07
MATIENZO, (G) 1908-09
MATTICK, Rick (C) 1976-79
MAYOCK, Dan (F) 1968-69
MEADOR, Bob J. (F) 1949-51
MENRELL, Dick (F) 1946-48
MERLE, Dom A. (F) 1955-58
MERRELL, Richard L. (F) 1947-48
MICHAELIS, Bill (G) 1943-44; 46-49
MICKEY, Jordan (F), 2013-15
MIDDLEBROOK, (F) 1919-20
MILANOVICH, Paul (G) 1967-68
MILEY, Harry L. (G) 1944-45
MILLER, Herrd J. (C) 1944-45
MILLER, Nolen C. "Babe" (G) 1933-36
MILLER, Robert "Bob" (G-F) 1975-77
MINOR, Tack (G), 2003-05, 07
MITCHELL, Darrel (G), 2002-06
MITCHELL, Leonard (F-C) 1980-84
MITCHELL, Tasmin (F) 2005-07; 08-10
MIXON, Butch (G) 1958-59
MOON, Lynn B. (C) 1956-59
MOORE, Bill (G) 1944-45
MOREY, Dale E. (F) 1939-42
MORGAN, Malik (G), 2012-14
MOSCOVITZ, Danny (G), 1990-91
MOSELEY, V. (F) 1909-13
MOUTON, Lyle (G) 1987-89
MUNSON, Wayne (F) 1957-59
MURPHY, Gene A. (F) 1947-51
MURPHY, Mike (F) 1964-65
MURRAY, C. C. (F) 1943-44
MUTAVDZIC, Misha (C) 1994-96


N

NABORS, Gene (G) 1995-96
NATTIN, George L., Jr. (G) 1959-62
NELTNER, Ross (F), 2003-05
NESON, Guy W. (C) 1929-32
NEWMAN, Donald (G) 1975-76
NEWTON, Bill R. "Fig" (F) 1969-72
NOLLEY, Landers (G/F) 1994-96
NOTO, J. J. (G) 1923-24

T.J. Pugh




Don Redden



Jerry Reynolds



Apple Sanders



DeWayne Scales



O

- O'BRYANT III, Johnny, (F), 2011-14
- OCHS, (F) 1945-46
- ODO, John (F), 2013-15
- O'NEAL, Shaquille (C) 1989-92
- O'QUINN, Leon (F) 1913-15
- OWENS, Andre (G) 1992-94
- OWEN, Chester (F) 1946-47
- OZBURN, Joe (G) 1948-51

P

- PALFI, Djote (F) 1994-95
- PALMER, (F) 1918-19
- PALUBINSKAS, Eddie (G) 1972-74
- PATTERSON, Jalyn (G), 2014-16**
- PAYNE, (G) 1913-15
- PEARCE, Clyde (F) 1913-17
- PERKINS, Greg (G) 1982-83
- PETTIT, Robert L. "Bob" (C) 1951-54
- PHARES, Jack (G) 1924-28
- PHILLIPS, W. J. (G) 1908-11
- PIAZZA, Doug (F) 1963-64
- PICOU, John (G) 1990-92
- POE, F. E. (F) 1929-30
- POPULIST, Daron (G), 2009-11
- POTTS, Chico (G) 1997-98
- PUGH T.J. (G) 1990-92

Q

- QUARTERMAN, Tim (G), 2013-16
- QUIONEZ, 1918-19

R

- RABENHORST, O. "Dudey" (G) 1918-19
- RABORN, Tommy (F) 1957-61
- RAGUS, Leonard A. (G) 1959-60
- RAISOR, Phil (G) 1958-60
- RAMIREZ, M. (F) 1943-44
- RAMSDEN, Dave K. (C) 1966-69
- RANDOLPH, Anthony (F) 2007-08
- RASMUSSEN, Bob (F) 1966-67
- RAYMOND, Chris (G) 1972-74
- REDDEN, Don (G-F) 1982-86
- REILY, Charlie S. (F) 1909-12
- REYNOLDS, Jerry (F-G) 1982-85
- RILEY, Red (G) 1917-22
- RITTNER, Perrin (F) 1949-51
- ROACH, Danny (F) 1961-62
- ROBERT, Charley (F) 1951-53
- ROBERTS, Stanley (C-F) 1989-90
- ROBINSON, Antonio (G), 2014-15
- ROBINSON III, Elbert (C), 2014-16**
- ROLAND, Lamont (G) 1999-01
- ROLLE, Magnum (F) 2005-07

Derrick Taylor



Jose Vargas



Anthony Wilson



Bernard Woodside



- ROSS, A. L. (F) 1912-14
- RUBCHENKO, Roman (F) 1992-96
- ROY, R. S. (F) 1917-18
- RUDOLPH, Gus (F) 1978-80
- RUSHING, Troy E. (F) 1953-57
- RYAN, Warren F. "Pat" 1908-09

S

- SAMPSON, Brandon (G), 2015-16**
- SAMUELS, H. J. (F) 1931-34
- SANBORN, (G) 1929-32
- SANDERS, Al T. "Apple" Jr. (G) 1945-47
- SANDERS, Al T. "Little Apple" III (C) 1969-72
- SANDERS, J. Y. (G) 1908-11
- SAXON, Jimmy (F) 1925-28
- SAYLOR, Doug (G) 1974-76
- SCALES, DeWayne (F) 1977-80
- SCHAPER, John N. (F) 1970-72
- SCHIELE, Chester (G) 1947-48
- SCHIELE, Joe (F) 1945-48
- SCHULTZ, Darrell (G) 1950-53
- SCOTT, Garrick (C), 1994-96
- SCOTT, Lester (G) 1988-89
- SEBASTIAN, Don J. (G) 1952-56
- SEBASTIAN, J. D. (G) 1919-20
- SHARP, (G) 1929-30
- SHEPPARD, Nick (C) 1995-97
- SHIRLEY, Calvin S. "Buddy" (G) 1965-67
- SHOCKEY, Jere (F) 1969-71
- SHORTESS, Henry (G), 2013-16
- SHOWS, W. (F) 1941-43
- SHUMAKER, Steve (C) 1967-68
- SIENER, Carl (C) 1971-74
- SIGLER, Roger W. (F) 1953-57
- SIMMONS, Ben (PF), 2015-16
- SIMMONS, Terrance (G) 1996-97
- SIMOES, Paulo (G) 1986-88
- SIMPSON, Gary (G) 1970-71
- SIMS, Billy (F) 1942-43
- SIMS, Keith (G) 1944-45
- SIMS, Wayne (F) 1987-91
- SIMS, Willie (G) 1977-81
- SINGLETON, Vernel (C) 1988-92
- SLOANE, LeGrand W. (F) 1942-43
- SMITH, Allen (G) 1959-60
- SMITH, Jabari (C) 1998-00
- SMITH, Nick (F) 1925-28
- SMITH, Terry (G) 1965-66
- SMITH, Tom (G) 1930-33
- SMITH, 1909-10
- SPEIGHT, Carlton, 2014-15
- SPENCER, Bo (G), 2007-10
- SPENCER, Duane (F) 1995-96
- SPILLER, S. (G) 1909-10
- SQUIRES, (F) 1929-30
- STANFEL, Rich (C) 1982-83
- STAYTON, Bill (G) 1931-33
- STEPHENS, Reed (F) 1947-48
- STEVENS, Ed (G) 1930-31

- STEVENS, Norman G. "Steve" (G) 1922-26
- STONE, Orval (F) 1949-51
- STOREY, M. (G) 1937-38
- STRINGER, Andre (G), 2010-14
- SWIFT, Stromile (F) 1998-00

T

- TANNEHILL, George M. (F) 1928-31
- TANNEHILL, T. (C) 1930-32
- TARASOVIC, George (F) 1951-52
- TAYLOR, Derrick (G) 1981-82; 83-86
- TAYLOR, Jeff (G) 1971-73
- TAYLOR, H. A. "Red" (F) 1927-28
- TEMPLE, Collis (C) 1971-74
- TEMPLE III, Collis (G) 1999-03
- TEMPLE, Garrett (G), 2005-09
- TERREBONNE, Greg (G), 2006-08
- THIGPEN, Tommy P. (C) 1964-67
- THOMAS, Quenton (G) 1994-95
- THOMAS, Tyrus (F), 2005-06
- THOMPSON, Charlie (G) 2000-04
- THOMPSON, Dick (G) 1947-51
- THOMPSON, T. (C) 1938-40
- THORNALL, Bill (F) 1942-43
- THORNTON, Marcus (G), 2007-09
- THORNTON, Quintin (F), 2007-09
- THORNTON, Sam B. 1922-23
- TIPTON, Wayne (F-G) 1964-67
- TITUS, Brandon (G) 1992-94
- TONKOVIICH, Dawn (G) 1971-74
- TONN, R. W. "Ruddy" Jr. (F) 1930-32
- TORRANCE, Jack (C) 1931-34
- TRACEY, Dennis (G) 1988-90
- TRIBBETT, Jeff A. (G) 1967-70
- TRICHELLE, Bert (F) 1935-36
- TUCKER, Reggie (G) 1997-98
- TUDOR, Bobby (F) 1954-55
- TUDOR, John (G-F) 1980-84
- TURK, Dave (F) 1962-63
- TURNER, Ralston (G), 2010-12
- TURNLEY, J. E. "Bob" (G) 1943-44

U

- UFFMAN, Kenneth (F) 1947-48
- USSERY, Stephen (F) 1988-89

V

- VANCE, Damon (C) 1983-84
- VANCE, Griff D. (F) 1938-41
- VARGAS, Jose (C) 1984-88
- VICTOR II, Craig (F), 2015-16**
- VOIGHT, Ken L. Jr (G) 1966-68
- VOOGD, Ben (G), 2005-07

W

- WADE, Malcolm "Sparky" (G) 1932-35
- WALDEN, Henry E. (C) 1912-15
- WALTERS, Bill (G) 1942-43; 45-47
- WALTERS, Jack (F) 1935-36
- WALTON, Adam (F) 1995-97
- WARNER, Jack (G) 1996-97; 99-00
- WARREN, Storm (F), 2008-12
- WASHINGTON, Rogers (F) 1995-97
- WEBB, Charlie L. (G) 1942-43; 45-47
- WEBER, S. R. "Chink" (G) 1922-23
- WELCH, Jim (C) 1936-37
- WELLS, Wendell Wally (G) 1934-37
- WESLEY, Bob (F) 1952-53
- WHIPPLE, Xavier (G) 2001-05
- WHITE, Hamp (G) 1963-65
- WHITE, H. H. (G) 1915-16
- WHITE, Joe (C) 1955-57
- WHITE, Malcolm (F), 2010-12
- WHITEHURST, Charles (F) 1954-55
- WHITTLE, Bill (F) 1970-73
- WILKINSON, J. P. (G) 1912-16
- WILKINSON, W. Scott (G) 1913-17
- WILKINSON, (C) 1924-25
- WILLIAMS, Michael (G), 2012-13
- WILLIAMS, Jermaine (F) 1998-02
- WILLIAMS, John (F) 1984-86
- WILLIAMSON, Maurice (G) 1989-90; 91-93
- WILSON, Anthony (G) 1983-87
- WILSON, Bill L. (C) 1962-65
- WILSON, Edwin (G) 1985-86
- WILSON, Jason (F) 2000-02
- WILSON, Les (G) 1926-29
- WILSON, Nikita (C-F) 1983-87
- WOLF, Sidney "Izzy" 1918-19
- WOLFERT, Paul (F), 2002-05
- WOLFERT, Rick (C) 1972-73, 1974-75
- WOLFF, Dennis (G) 1973-75
- WOLFE, Jamaal (G) 1998-99
- WOMACK, Leroy (F) 1996-97
- WOODSIDE, Bernard (F) 1985-88

Y

- YATES, Robert P. (G) 1947-51
- YOUNG, JueMichael (F) 2001-02

Z

- ZIEGLER, Lonnie (C) 1965-66
- ZINSER, Paul (G) 1953-55

This list represents basketball lettermen since LSU began basketball in 1908-09. The sports information office will appreciate your assistance in correcting any errors. Send all corrections or additions to Kent Lowe, P. O. Box 25095, Baton Rouge, La., 70894

While some of the jersey numbers listed date back to the 1930s, records are somewhat incomplete through the 1950s. If you have changes, additions or corrections, please send them to Basketball SID Kent Lowe at clowe@lsu.edu for future updates.

0

Brandon Sampson, 2015-16
Glen Davis, 2006-07

00

Charles Carmouche, 2013
Brian Green, 2000-01-02-03
Omar Seli-Mance, 1999
Hernan Montenegro, 1988

1

Jarell Martin, 2015
Anthony Hickey 2012-13-14
Tasmin Mitchell, 2006-07-08-09-10
Regis Koundjia, 2005
Tony Gipson, 2003-04

2

Antonio Blakeney, 2016
Johnny O'Bryant III 2012-13-14
Chris Beattie, 2010
Delwan Graham, 2009
Dameon Mason, 2007-08
Darrel Mitchell, 2003-04-05
Brian Beshara, 2000-01

3

Elbert Robinson III, 2015-16
Henry Shortess, 2014
Jalen Courtney, 2013
Garrett Green, 2010-11
Anthony Randolph, 2008
Tack Minor, 2004-05-06-07
Torris Bright, 2000-01-02-03
Jaamal Wolfe, 1999
Reggie Tucker, 1998
Doug Annison, 1993-94

4

Keith Hornsby 2015-16
Corban Collins, 2013
Chris Bass, 2009-10-11-12
Ben Voogd, 2006-07
Regis Koundjia, 2004
JueMichael Young, 2002
Stromile Swift, 1999-00
Gene Nabors, 1996-97
Jamie Brandon, 1992-93-94
Fess Irwin, 1987-88
Joe Schiele, 1947

5

Josh Gray, 2015-16
Shavon Coleman, 2013-14
Malcolm White, 2011-12
Marcus Thornton, 2008-09
Mildon Ambres, 2004
Robert Royal, 2001
Jamal Harrison, 2001
DeJuan Collins, 1998
Lester Earl, 1997
Landers Nolley, 1995-96
Andre Owens, 1993-94
Justin Anderson, 1992
Frank Jennings, 1947

10

Henry Shortess, 2015-16
Andre Stringer , 2011-12-13-14
Daron Populist, 2010
Greg Terrebonne, 2007-08
David Fleshman, 2005-06
Charlie Thompson, 2001-02-03-04
Rhodaria Caston, 1998
David Bosley, 1994-95-96-97
Maurice Williamson, 1990-92-93
Parker Griffith, 1987-88
Derrick Taylor, 1982-84-85-86
Willie Sims, 1978-79-80-81
Bob Miller, 1976-77
Eddie Palubinkas, 1973-74

11

Shane Hammink, 2013-14
Bo Spencer, 2008-09-10
Josh Maravich, 2003-04-05
Brandon Landry, 1999-00-01
Djole Palfi, 1995
Mike Hansen, 1991-92-93
Anthony Wilson, 1984-85-86-87
Drexal Allen, 1982
Mark Alcorn, 1980-81
Al Green, 1979
Kenny Gray, 1958
Roger Sigler, 1956-57
Charlie "Bubba" Webb, 1947

12

Jarell Martin, 2014
Ronald Martin, 2012
Aaron Dotson, 2010
Tyrus Thomas, 2006
Ronald Dupree, 2000-01-02-03
Darryl Cooper, 1999
Sean Gipson, 1993-94
John Picou, 1991-92
Lester Scott, 1989
Darryl Joe, 1987-88
Johnny Jones, 1981-82-83-84
Joe Combs, 1958
Troy Rushing, 1955
Frank Brian, 1947

13

Antonio Robinson, 2015
Eddie Ludwig, 2010-11-12-13
Terry Martin, 2007-08-09
Pete Bozek, 2001-02
Dennis Tracey, 1989-90
Todd Kinchen, 1988
John Hudson, 1960-61

14

Courtney, Jalen, 2011-12
Garrett Temple, 2006-07-08-09
Jaime Lloreda, 2003-04
Quenton Thomas, 1995-96
Kyle McKenzie, 1988-89
Edwin Wilson, 1986
Donald Green, 1983
Matt England, 1981-82
Stanley Jacobs, 1960-61

15

Jalyn Patterson, 2015-16
Dennis Harris, 2010-11
Magnum Rolle, 2006-07
Jeremy Comeaux, 1998

Deuce Ford, 1996
Ocie Conley, 1985-86
Joe Johnson, 1984
Ray Borner, 1982
Ray Vallery, 1956
Don Belcher, 1953-54-55

17

James Gremillion, 1947

20

Brian Bridgewater, 2015-16
Dave Jackson, 2013
Zach Kinsley, 2009-10
Garrett Green, 2008
Tim Bush, 2003
Leroy Womack, 1997-98
Ronnie Henderson, 1994-95-96
T. J. Pugh, 1991-92
Jason Cormier, 1989
Neboisha Bukumirovich, 1985-86-87-88
John Tudor, 1981-82-83-84
Jordy Hultberg, 1977-78-79-80
Donald Newman, 1976
Randy Herring, 1974-75
Jim Knudsen, 1972
Tommy Henner, 1970
Mark Bernbrock, 1969
Ken Voigt, 1967-68
Tommy Collins, 1959
Bill Walters, 1946
Abner Wimberly, 1944
Griff Vance, 1941
Tommy Thompson, 1939
Glenn Delafield, 1937

21

Aaron Epps, 2015-16
Matt Derenbecker, 2011
Chris Johnson, 2006-07-08-09
Courtney Trask, 2003
Jermaine Williams, 2000-01-02
Brian Beshara, 1999
Randy Livingston, 1995-96
Lenear Burns, 1990-91-92-93-94
Lyle Mouton, 1988-89
Dennis Brown, 1984-85-87
Ethan Martin, 1978-79-80-81
Doug Saylor, 1975-76-77
Tommy Raborn, 1958
Don Loughmiller, 1953-54
Humberto Ramirez, 1944
Jack Bushman, 1937

22

Darcy Malone, 2014-15-16
Ralston Turner, 2011-12
Taylor Jacobsen, 2010
Darrel Mitchell, 2006
Xavier Whipple, 2002-03-04-05
Maurice Carter, 1996-97-98-99
Clarence Ceasar, 1992-93-94-95
Shawn Griggs, 1991
Russell Grant, 1988-89
Greg Perkins, 1983
J. Brian Bergeron, 1979-80-81
Kenny Higgs, 1975-76-77-78
Wade Evans, 1973-74
Ray Lewis, 1960
Wayne Monson, 1958
Troy Rushing, 1956-57

Jim McNeily, 1954-55
Gene Murphy, 1949-50
Vernon McMorris, 1944

23

Pete Maravich, 1968-69-70
Tom Collins, 1958
Charlie Seitz, 1957
Don Sebastien, 1954-56
Joe Ozburn, 1949-51
Jim McLeod, 1943
George Haynie, 1941
Felix Buchanan, 1938
Ray Giacomina, 1936-37
Sparky Wade, 1935
Note: Pete Maravich's number retired in 1970

24

Malik Morgan, 2013-14
Storm Warren, 2009-10-11-12
Terrence Simmons, 1997
Paul Johnson, 1993
Vernel Singleton, 1989-90-91-92
John Williams, 1985-86
Leonard Mitchell, 1981-82-83-84
Len Breda, 1977-78
Brent Boyd, 1976
Dennis Wolff, 1974-75
Jeff Taylor, 1972-73
Gary Simpson, 1971
Richard Hickman, 1968-69-70
Brad Brian, 1967
Buddy Shirley, 1966
Pat Chase, 1965
Sam Chase, 1962-63-64
Mahon Edmondson, 1961
Phil Raisor, 1960
Bobby Yates, 1949
Keith Sims, 1945
Dave Madison, 1942
Conley Hathorn, 1936-37-38
Ben Journeay, 1935

25

Ben Simmons, 2016
Jordan Mickey, 2014-15
Daron Populist, 2011
Ross Chouest, 2002
Louis Earl, 1997-98
Brandon Titus, 1993-94
Paul Marshall, 1992
Danny Moscovitz, 1991
Chris Carrier, 1986
Joe Costello, 1979-80-81-82
Randy Coppens, 1975-76-77
Dawn Tonkovich, 1972-73-74
John Brantley, 1971
John Carr, 1970
Rusty Bergman, 1968-69
Kenny Drost, 1965-66
Bob Fetter, 1961-62-63-64
Dick Davies, 1959-60
Dick Thompson, 1949-50-51
James McLeod, 1942
Wendell Wells, 1937

26

Talmadge Bozeman, 1940
Glenn Delafield, 1938

27

Elliot Gremillion, 1944
Raymond Bass, 1942
Tommy Thompson, 1940
Woodie Doshier, 1939
Nolan Miller, 1935, 1936

28

Glavis Edwards, 1946
Ed Lester, 1945
LeGrand Sloane, 1943
Felix Buchanan, 1940
Dick Burge, 1939
Jack Bushman, 1938

29

Edgar "Bud" Turnely, 1944
John Chaney, 1941-43
Howard Jackson, 1937
Audley MacDonald, 1936
Jack Harris 1935

30

Alex Farrer, 2006-07-08-09-10
Brandon Bass, 2004-05
Chico Potts, 1998
Stephen Ussery, 1989
Bernard Woodside, 1986-87-88
Theron Cojoe, 1983-84
Brian Kistler, 1981-82
Frank Lifetree, 1977-78
Michael Brown, 1976
John Enguist, 1973-74
Tommy Hess, 1970-71-72
Rick Lupcho, 1968-69
Buddy Shirley, 1967
Scott Eowling, 1966
Judd Cramer, 1964
George Nattin, 1960-61-62
Wayne Monson, 1959
Wilton Dale, 1944
Dave Madison 1943
Willie Morgan, 1940-41
Arnold Bryan, 1937
Bert Trichel, 1936
Buddy Blair, 1935

31

John Odo, 2014-15
Jermaine Williams, 1999
Oliver Brown, 1984-85-86-87
DeWayne Scales, 1978-79-80
Mark Smyth, 1977
Al "Little Apple" Sanders, 1970-71-72
Ralph Jukkola, 1967-68-69
Wayne Austin, 1965-66
Doug Piazza, 1964
Maury Drummond, 1961-62-63
Joe Borgini, 1960
Bobby Lowther, 1943
W. Shows, 1942
Frank Doughtry, 1938

32

Craig Victor II, 2016
Carlton Speight, 2015
John Isaac, 2012
Quintin Thornton, 2008-09
Paul Wolfert, 2003-04-05
Willie Anderson, 1998-99
Nick Shepherd, 1996-97
Harold Boudreaux, 1990-91-92

Paulo Simoes, 1987-88
Damon Vance, 1984-85
Howard Carter, 1980-81-82-83
Ernest Brown, 1979
Gary Huffman, 1975-76
Mickey Heard, 1974
Terry Smith, 1966
Randy Geyer, 1964-65
Ray Lewis, 1962
Lynn Moon, 1959
Charley Robert, 1953
Bobby Boggess, 1949-50-51
Dick Merrel, 1948
Clyde Lindsey, 1946
Hear Miller, 1944
William Walters, 1943
Sid Auger, 1936

33

Marqus LeDoux, 1999
Glover Jackson, 1994
Shaquille O'Neal, 1990-91-92
Ricky Blanton, 1985-86-87-88-89
Steffond Johnson, 1982-83-84
Walter Campbell, 1978-79
John Breathwit, 1976-77
Mike Darnall, 1974-75
Steve Chidley, 1972
Jere Shockey, 1971
Jeff Tribett, 1968-69-70
Kenny Drost, 1967
Brad Brian, 1965-66
Steve Cram, 1964
Ellis Cooper, 1961-63
Butch Mixon, 1959
Lynn Moon, 1957-58
Bob Freshley, 1953-54
Orval Stone, 1950
Ray Bass, 1949
Dick Harris, 1944
Jack Fulkerson, 1942
Walker Cress, 1937
Lloyd Lindsey, 1935
Note: Shaquille O'Neal's number retired in Dec. 2000

34

Glen Davis, 2005
Mildon Ambres, 2003
Cedric Carter, 1998-99
Alonzo Johnson, 1995
Randy Duvall, 1990
Tyrone Black, 1980-81-82-83
John Shaper, 1971-72
Kent Johnson, 1970
Chuck Legler, 1968-69
Dave Ramsden, 1967
Harry Heroman, 1964-65-66
Dave Turk, 1963
Ray Lewis, 1960-61
Carey Guglielmo, 1958
R. R. McCain, 1957
Paul Zinser, 1954-55
Joe Dean, 1950-51
Bill Michaelis, 1949
Winson Hoover, 1944

35

Darnell Lazare, 2004-05-06-07
 Rogers Washington, 1996-97-98
 David Mascia, 1993
 Chris Jackson, 1989-90
 Jerry Reynolds, 1983-84-85
 Lionel Green, 1976-77-78-79
 Glenn Hansen, 1974-75
 Bill Whittle, 1971-72-73
 Danny Hester, 1969-70
 Chuck Legler, 1967
 Larry Henderson, 1965-66
 Jack Belcher, 1964
 Ray Hines, 1960
 Carey Guglielmo, 1959
 Dom Merle, 1957-58
 Dick Holt, 1956
 Norman Magee, 1953-54-55
 Bob Meador, 1949-50-51
 Jim Welch, 1937
 Kernan Banker, 1936

36

Bill Bohannon, 1936

37

Doc Floyd, 1937
 Buster Bryan, 1936

38

W. D. Leathers, 1935-36-37

39

Willard Beeson, 1936

40

Brian Helquist, 1999
 Durand "Rudy" Macklin, 1977-78-79-80-81
 Paul Kates, 1976
 Carl Siener, 1972-73-74
 Bob Lang, 1970
 Paul Milanovich, 1968
 Wayne Tipton, 1965-66
 Steve Cram, 1963
 Bob McLoughlin, 1962
 Stan Jacobs, 1959
 Bob Loftin, 1958
 Bill Lee, 1954
 Sonny Gregory, 1950
 Jack Hall, 1949
 Wendell Well, 1936
 Note: Rudy Macklin's uniform with No. 40 retired in Feb. 2010.

41

Justin Hamilton, 2012
 Ross Neltner, 2005
 Collis Temple III, 1999-00-01-02-03
 Duane Spencer, 1996-97
 Richard Krajewski, 1989-90-91
 Nikita Wilson, 1984-85-86-87
 Rick Mattick, 1977-78-79-80
 Collis Temple, Jr., 1972-73-74
 Nelson Isley, 1971
 Jere Shockey, 1969
 Bob Grdley, 1968
 Wayne Tipton, 1967
 Pat Chase, 1966
 Ronnie Register, 1965

42

Antonio Hudson, 2002-03-04-05
 Bob Hall, 1997
 Ben McDonald, 1987-88
 Edwin Wilson, 1986
 Duane DeArmond, 1977-78-79-80
 Willie High, 1976
 Marty Allman, 1971-72-73
 Steve Shumaker, 1968
 Bob Rasmussen, 1967
 Hamp White, 1964-65
 Jim Lindsey, 1949-50

43

Lamont Roland, 2000-01
 Misha Mutavdzic, 1995-96
 Geert Hammink, 1989-90-91-92-93
 Jose Vargas, 1985-86-87-88
 Greg Cook, 1978-79-80-81
 Frank LeFevre, 1975
 Ralph Loe, 1973
 Bill Newton, 1970-71-72
 Dave Ramsden, 1969
 Randy LaMont, 1968
 Pete Henry, 1966
 Dick Maile, 1963-64-65
 Norman Card, 1962
 Allen Smith, 1960
 Stan Jacobs, 1959
 Bill Loftin, 1958
 Ken Marten, 1956
 Les Jones, 1953-54
 Perrin Rittner, 1950

44

Thomas Davis, 2002-03
 Jason Wilson, 2001
 Adam Walton, 1995-96-97
 Kirk Goehring, 1993
 Wayne Sims, 1988-89-90-91
 Don Redden, 1983-84-85
 Andy Campbell, 1978-79-80-81
 Scott Spencer, 1977
 Ed LeBlanc, 1973-74-75-76
 Tommy Thigpen, 1965-66-67
 Norman Card, 1964
 Howard Keene, 1962-63
 Raymond Arthur, 1961
 Joe Clune, 1960
 Jim Crisco, 1957-58-59
 Byron Johnson, 1949-50
 Bob Meador, 1948

45

Brandon Eddlestone, 2014-15-16
 Mychal Williams, 2013
 Aaron Dotson, 2011
 Ross Neltner, 2004
 Jack Warner, 1997-98-99-00-01
 Roman Rubchenko, 1993-94-95-96
 Zoran Jovanovich, 1985-86
 Rick Stanfel, 1983
 Gus Rudolph, 1979-80
 Floyd Bailey, 1975-76-77-78
 John Brantley, 1972
 Drew Corley, 1967-68-69
 Lonnie Ziegler, 1965
 Bill Wilson, 1963-65
 Tom Conklin, 1961-62
 Phil Raisor, 1959
 Mark Freeman, 1950
 Graves Holloway, 1949

50

Joe Combs, 1959
 Bob Pettit, 1952-53-54
 Note: Bob Pettit's number retired in 1954

51

Joshua Badeaux, 2013
 Shawnson Johnson, 2003
 Jason Wilson, 2002
 Scott Bowling, 1965
 Randy Geyer, 1963
 John Bayley, 1961-62
 Carey Guglielmo, 1960

52

Jabari Smith, 1999-00
 Jeremy Comeaux, 1998
 Duncan Dowling, 1963
 Tommy Raborn, 1959-60
 Joe Fahey, 1955-56
 Benny McArdle, 1953-54
 Darrell Schultz, 1951

53

Stanley Roberts, 1990
 Jack Blecher, 1962-63
 Bob Loftin, 1959

54

Brad Bridgewater, 1999-00-02-03
 Garrick Scott, 1995-96
 Norman Card, 1963
 Duncan Dowling, 1962
 Tom Conklin, 1961
 Earl Long, 1959
 Joe White, 1956
 Ned Clark, 1954-55

55

Tim Quarterman, 2014-15-16
 Andrew Del Piero, 2012-13
 Kenneth Bridges, 1953



Maravich CENTER

The Pete Maravich Assembly Center continues to serve as the home of some of LSU's greatest moments in its college basketball history as the Tigers enter their 46th season in the venue they have called their basketball home the longest.

Again, this year changes continue to make the Maravich Center a great place for basketball as a brand new portable wood playing surface will be unveiled.

The court again includes the two-tone Tiger head logo (first used in 2013-14) at center court in a lighter shade to accentuate the mark from the LSU logo.

This coming season will see more cosmetic changes on the concourse as far as concessions and items offered as well as new events to make a basketball game part of a total experience in coming to the Pete

Maravich Assembly Center.

The building has seen constant changes since a three-year campaign began in 2005 to spruce up the building by the LSU Athletic Department.

In a year when the building would also become famous worldwide as the site of the largest triage unit in history after Hurricane Katrina, the athletic department was able to finish its renovation in time for the 2005-06 season and turn the building back into a showcase for LSU men's basketball.

An interactive concourse area depicting the history of the great players who have starred for LSU in the building, additional restrooms, new seats throughout the arena along with increased court lighting has taken the building to a new level. Now, the building features a practice facility for men and



 LSUsports.net/360



11.5 Million

Original cost of building -- \$11.5 million; one of the most visible structures on campus.

NCAAs

Site of two NCAA Men's Regional Basketball Tournaments: 1976, 1986

NITs

Site of six NIT pre- and post-season events: 1982, 1983, 1987, 1989, 2002, 2009

2008, 2009, 2012, 2013, 2014

Site of NCAA Women's Basketball First and Second Rounds in 2008 and 2009; 2012-2014.

East to West

East-to-West, you can put a football field and still have almost 33 yards of space left.

North to South

North-to-South, you can put another gridiron and have about 13 yards extra.

3,113,380

There are over one-fifth of a million square feet enclosed and over one-quarter of a million square feet throughout for a total of 3,113,380 cubic feet.

1,750

A total of 1,750 tons of air conditioning keeps the interior at year-round comfort.



MARAVICH CENTER

13,215

Seats 13,215 spectators after \$5 million renovation to concourse and seating areas.

women along with a men's locker room complex helping the Assembly Center's appeal for players and fans for years to come.

The Maravich Assembly Center is, like the other venues LSU basketball has bounced around in through its long history, unique in its own way. Before moving across from Tiger Stadium (in the 1971-72 season), the Tigers set up shop in the Pavilion on the old LSU campus, the Huey Long Field House Gym Armory (now the Cox Communications Academic Center) and the John M. Parker Agricultural Center. LSU and SEC fans knew the latter as the "Cow Palace" as it served as the primary home for LSU basketball for four decades.

But when the LSU Tigers commenced play in the Assembly Center in the 1971-72 season, it marked the beginning of a new era in LSU Roundball.

The building opened as the LSU Assembly Center, but during the summer of 1988, then Louisiana Governor Buddy Roemer signed legislation changing the official name of the building to the Pete Maravich Assembly Center in honor of the LSU star who had died tragically earlier that same year.

The Maravich Center is also the home for the LSU volleyball, gymnastics and women's basketball teams.



LSU vs. Opponents in the PMAC

SEC Schools

Alabama – 25-19
Arkansas – 16-9
Auburn – 28-15
Florida – 25-9
Georgia – 22-12
Kentucky – 17-17
Ole Miss – 36-8

Mississippi State – 25-19
Missouri – 3-0
South Carolina – 7-5
Tennessee – 17-16
Texas A&M – 4-1
Vanderbilt – 21-11

Non-Conference Opponents

UAB -- 2-0
Alcorn State – 2-0
Arizona – 3-0
Arkansas State – 2-0
American – 1-0
Ball State – 0-1
Belmont – 1-0
Bethune-Cookman – 1-0
Boise State – 1-0
Boston University – 2-0
UC-Irvine – 1-0
UCLA – 0-1
UC-Santa Barbara – 1-0
Cal State Fullerton -- 1-0
Cal State Los Angeles – 1-0
Campbell – 2-0
Charleston -- 1-0
Centenary – 6-0
Central Connecticut State – 1-0
Central Michigan -- 1-0
Chapman – 1-0
Cleveland State – 1-0
Coastal Carolina -- 0-1
Colgate – 1-0
Connecticut -- 1-0
Coppin State – 0-1
Cornell – 2-0
Delaware – 1-0
Delaware State -- 1-0
DePaul – 1-1
Drake – 1-0
Duke – 0-1
Farleigh-Dickinson – 1-0
Fresno State – 1-0
Gardner-Webb -- 2-0
George Mason – 1-0
Georgetown – 1-0
Georgia State – 1-0
Georgia Tech – 1-0
Grambling State -- 3-0
Hardin-Simmons – 3-0
Houston – 4-2
Houston Baptist – 2-0
Iona – 1-0
Illinois – 0-1
Indiana State – 1-0
Jackson State – 3-1
Kansas – 0-1
Kennesaw State -- 1-0
Lafayette – 1-0
Lamar – 1-1
Louisiana College – 1-0
Louisiana-Lafayette – 5-0
Louisiana-Monroe – 6-0
Louisiana Tech – 1-1
Louisville – 0-1
Loyola (Chicago) – 2-0
Loyola (New Orleans) – 1-0
Loyola Marymount – 2-0
LSU-Shreveport (exh) – 1-0
Maine – 1-0
Marquette -- 1-0
Marist – 2-0
Maryland – 1-0
Massachusetts -- 1-0
Maryland-Baltimore Co. – 1-0
McNeese State – 23-0
Mercer – 1-0
Memphis – 1-0
Michigan – 0-1

Middle Tennessee State – 1-0
Miss. Valley State – 2-0
Montana State – 2-0
Nevada-Las Vegas – 2-0
Nevada-Reno – 1-0
New Orleans – 7-2
Niagra – 1-0
Nicholls State – 15-1
Norfolk State – 1-0
North Carolina – 0-1
North Carolina A&T – 2-0
UNC-Wilmington – 3-0
Northern Arizona – 2-0
Northern Iowa – 0-1
North Florida – 1-0
North Texas -- 0-1
Northwestern State -- 10-0
Ohio State – 1-0
Oklahoma – 1-0
Oklahoma City – 1-0
Oral Roberts – 4-1
Oregon State -- 1-0
Pacific – 1-0
Prairie View A&M – 3-0
Radford – 0-1
Rhode Island -- 1-0
Rice – 2-0
Robert Morris – 1-0
St. Peter's – 2-0
St. Francis (PA) – 3-0
Samford – 2-2
Sam Houston State – 2-0
Savannah State -- 1-0
Seton Hall -- 1-0
South Alabama – 2-1
Southeastern Louisiana – 11-0
Southern-BR – 9-0
Southern-NO – 1-0
Southern California – 1-0
Southern Mississippi – 4-0
Southwest Texas State – 1-0
Stanford – 1-0
UT-Chattanooga – 1-0
Tennessee-Martin – 4-0
Tennessee State – 1-0
Texas – 4-1
Texas A&M CC – 1-0
Texas Christian – 0-1
Texas-El Paso – 1-0
Texas-Pan American – 3-0
Texas Tech -- 1-0
Texas Southern – 1-0
Towson – 1-0
Troy – 5-0
Tulane – 11-1
U.S. International – 1-0
Utah – 1-1
Utah State – 1-0
Villanova – 0-1
Virginia – 0-1
Wake Forest – 1-0
Washington – 2-1
Washington State -- 2-0
West Virginia – 0-1
Western Kentucky – 2-0
Wichita State – 0-2
Winthrop – 1-0
Wright State – 1-0
Wyoming – 1-0
Xavier – 1-1



Year-by-Year at Maravich Assembly Center

YEAR	GAMES	RECORD	SEC	NON-CONF.
1971-72	12	8-4	5-4	3-0
1972-73	12	8-4	5-4	3-0
1973-74	14	9-5	4-5	5-0
1974-75	12	6-6	4-5	2-1
1975-76	16	10-6	4-5	6-1
1976-77	16	11-5	5-4	6-1
1977-78	15	11-4	7-2	4-2
1978-79	14	13-1	8-1	5-0
1979-80	14	12-2	7-2	5-0
1980-81	15	15-0	9-0	6-0
1981-82	13	9-4	7-2	2-2
1982-83	15	11-4	6-3	5-1
1983-84	14	12-2	8-1	4-1
1984-85	15	13-2	8-1	5-1
1985-86	16	13-3	6-3	7-0
1986-87	16	10-6	5-4	5-2
1987-88	15	11-4	7-4	4-0
1988-89	16	11-5	7-2	4-3
1989-90	18	16-2	8-1	8-1
1990-91	16	15-1	8-1	7-0
1991-92	16	12-4	6-2	6-2
1992-93	17	15-2	6-2	9-0
1993-94	14	8-6	3-5	5-1
1994-95	16	9-7	3-5	6-2
1995-96	18	11-7	3-5	8-2
1996-97	15	9-6	3-5	6-1
1997-98	16	8-8	1-7	7-1
1998-99	16	12-4	4-4	8-0
1999-00	16	15-1	7-1	8-0
2000-01	16	9-7	1-7	8-0
2001-02	17	12-5	4-4	8-1
2002-03	18	16-2	6-2	10-0
2003-04	15	12-3	5-3	7-0
2004-05	15	14-1	8-0	6-1
2005-06	16	14-2	8-0	6-2
2006-07	18	14-4	5-3	9-1
2007-08	15	9-6	3-5	6-1
2008-09	21	19-2	7-1	12-1
2009-10	18	11-7	2-6	9-1
2010-11	18	8-10	1-7	7-3
2011-12	15	11-4	6-2	5-2
2012-13	17	14-3	6-3	8-0
2013-14	16	13-3	7-2	6-1
2014-15	17	13-4	5-4	8-0
2015-16	18	15-3	8-1	7-2
TOTALS	708	527-181	246-140	281-41
45 YEARS		.744	.637	.873

Home Attendance at the PMAC

YEAR	GAMES	ATTENDANCE	AVERAGE
1971-72	12	93,876	7,823
1972-73	12	110,881	9,240
1973-74	14	144,105	10,293
1974-75	12	99,589	8,299
1975-76	16	124,362	7,773
1976-77	16	133,636	8,352
1977-78	15	148,423	9,895
1978-79	14	177,964	12,712
1979-80	14	175,339	12,524
1980-81	15	205,622	13,708
1981-82	13*	171,305	13,177
1982-83	15*	180,795	12,053
1983-84	14	177,596	12,685
1984-85	15	195,927	13,062
1985-86	16#	201,820	12,614
1986-87	16\$	165,182	10,324
1987-88	15@	174,414	11,628
1988-89	16	192,016	12,001
1989-90	18&	246,257	13,681
1990-91	16	214,473	13,404
1991-92	16	209,345	13,084
1992-93	17	193,632	11,390
1993-94	14	152,117	10,866
1994-95	16	172,888	10,806
1995-96	18	165,710	9,206
1996-97	15	111,722	7,448
1997-98	16	114,266	7,142
1998-99	16	123,941	7,746
1999-00	16	168,784	10,549
2000-01	16	129,709	8,106
2001-02	17*	145,078	8,534
2002-03	18	156,368	8,687
2003-04	15	140,321	9,355
2004-05	15	141,139	9,409
2005-06	16	151,499	9,469
2006-07	18	180,038	10,002
2007-08	15	128,469	8,565
2008-09	21	217,834	10,373
2009-10	18&	160,836	8,935
2010-11	18	128,749	7,153
2011-12	15	129,910	8,661
2012-13	17	130,105	7,653
2013-14	16	142,567	8,910
2014-15	17	151,249	8,897
2015-16	18	204,890	11,383
TOTALS	708	7,184,711	10,148

* - Includes one National Invitation Tournament post-season game
 # - Includes two NCAA Tournament SE Regional games
 \$ - Includes one Pre-Season NIT game
 @ - Includes two SEC Tournament games
 & - Includes two Pre-Season NIT games

Top Paid Men's Basketball Attendances at Maravich Center (1972-2005)

	ATTENDANCE	OPPONENT	DATE
1.	15,694	Ole Miss	Feb. 25, 1981
2.	15,399	Ole Miss	Jan. 19, 1991
3.	15,242	Alabama	Jan. 21, 1989
4.	15,192	Kentucky	Jan. 19, 1981
5.	15,109	Vanderbilt	Jan. 2, 1991
6.	15,093	Auburn	Jan. 20, 1982
7.	14,987	Ole Miss	Feb. 1, 1989
8.	14,799	Ole Miss	Jan. 21, 1995
9.	14,687	Tennessee	Jan. 24, 1981
10.	14,568	Auburn	Jan. 15, 1979
11.	14,551	Kentucky	Feb. 11, 1978
11.	14,551	UCLA	Dec. 17, 1994
13.	14,486	Auburn	Feb 9, 2000
14.	14,460	McNeese State	Jan. 20, 1992
15.	14,449	Vanderbilt	Jan. 7, 1981

Top Paid Attendances In Current Seat Configuration (2006-present)*

1.	13,997	Kentucky	Feb. 10, 2015
2.	13,882	Oklahoma	Jan. 30, 2016
3.	13,839	Xavier	Jan. 24, 2009
4.	13,610	Arkansas	Jan. 16, 2016
5.	13,573	Kentucky	Jan. 5, 2016
T6.	13,468	Florida	Feb. 27, 2016
T6.	13,468	Georgia	Jan. 25, 2006
8.	13,345	Florida	Feb. 24, 2009
9.	13,249	Vanderbilt	March 4, 2009
10.	13,123	Mississippi State	Feb. 6, 2016
11.	13,121	Connecticut	Jan. 6, 2007
12.	13,083	Kentucky	Feb. 6, 2010
13.	12,928	Texas A&M	Feb. 13, 2016
14.	12,698	Arkansas	Jan. 31, 2009
15.	12,507	Ole Miss	March 4, 2006
16.	12,401	Florida	Feb. 24, 2007
17.	12,133	Ole Miss	Jan. 13, 2016
18.	12,124	Kentucky	Jan. 28, 2014
19.	12,104	Wake Forest	Dec. 29, 2015
20.	12,053	Texas A&M	Dec. 5, 2006

*Note: Capacity after remodeling of seating area prior to the 2005-06 season dropped to 13,215.





Practice FACILITY

BELOW: The Legends Club connects to the Maravich Center concourse.

When the LSU Practice Facility was attached to the Pete Maravich Assembly Center, it marked a new chapter in LSU Basketball's long history.

The modern "workplace" of hoops is helping LSU basketball be a better team and a better program every day.

While the front of the building is dominated by the statues of Shaquille O'Neal and Bob Pettit, it is what goes on inside the facility that is most important to the present and future of the LSU men's basketball program.

The chance to schedule practice when needed and the chance to get shots up or work on free throws any time is what makes this facility so important to the players of this program.

If they want to take the time, the opportunity to improve is there.

It explains why the facility is affectionally called "The Lab."

Most excited about the facility is one of the men whose statues dominate the front of the facility.

"I'm actually jealous," said O'Neal. "I had to beg the security guards to let me in the (old) downstairs practice facility which at the time they called the 'dungeon.' I spoke to the team and I said listen you got everything you



want here ... My message to them was take advantage of all this stuff."

"It's important for the program and it gives us a recruiting edge," said another of the players whose jersey hangs from the rafters of the Maravich Center, Durand "Rudy" Macklin. "It will make a player want to come here. It's a basketball player's dream."

The facility features exact duplicate

full-size gymnasiums. Each has two portable goals and four overhead retractable goals. Both courts are exact replicas of the PMAC competition court. Each gym features a scoreboard, video filming balcony and scorer's table with video and data connection. Each gym spans 11,324 square feet and includes a regulation NCAA court in length with two regulation high school courts in the opposite

Facility Facts

- Project Cost: \$13,913,000
- Ground broken on July 1, 2008
- Contractors: Guy Hopkins Construction of Baton Rouge based on the designs by the firm of Tom Holden Architects of Baton Rouge in a joint venture with RDG Sports of Des Moines, Iowa
- Total Project Area: 58,960 square feet of new construction and 1,100 square feet of renovated construction
- Two state-of-the-art practice gyms each spanning 11,324 square feet; includes a regulation NCAA court in length with two regulation high school courts in the opposite direction
- Each gym has two portable goals and four overhead retractable goals; both are exact replicas of the PMAC competition court
- Each gym can hold up to 800 people for special events
- Each gym features a scoreboard, video filming balcony and scorer's table with video and data connections to enable instant replay
- A central two story lobby and grand staircase ascends to the second level. The lobby showcases team displays and graphics, trophy cases and memorabilia from the past. The displays and wall graphics were designed by ZE Design of Centerville, Ohio.
- On the second level of the facility is a Pre-Function Room that opens to an extension of the Maravich Center concourse. It can hold approximately 500 people for pre-game and post-game functions.
- Other areas of the addition include a Media Interview Area, Men's Basketball Locker Room, Team Lounge, Training Room, Laundry Facility, Coach's Locker Room and storage areas.



TOP: The LSU dressing room
BOTTOM: The men's practice gym



LEFT: The entrance way of the practice facility highlights the history of both the men's and women's basketball programs.
MIDDLE: The facility video room. RIGHT: LSU's training room.



direction.

Besides, the men's gymnasium, the facility is the primary work area for the basketball team with locker room, team lounge, training room, laundry facility, coaches locker room and storage areas.

The building also includes a central two-story lobby and staircase that ascends to the second level that has a room (The Legends Club) that can hold approximately 500 people for pre-game and post-game functions that leads into the Maravich Center concourse.

The functionality of the building is seen most through the state-of-the-art media room on the first level of the facility. The media room's location allows players and coaches to easily visit the media before practices, while also taking care of media obligations without distractions after the stress of a basketball

game.

The lobby of the building showcases team displays and graphics, trophy cases (featuring the hardware of some of the great seasons) and memorabilia from the long history of LSU basketball.

Also design work is featured in the men's basketball halfways complete with vibrant pictures that lead players and coaches down to the dressing room rotunda and hallway to the arena floor.

The display and wall graphics were designed by ZE Design of Centerville, Ohio.

The facility was constructed by Guy Hopkins Construction of Baton Rouge based on designs by the firm of Tom Holden Architects of Baton Rouge in a unique joint venture with RDG Sports of Des Moines, Iowa.





One side of the dressing room hallway spotlights players that have played in the NBA.



This wall spotlights LSU's eight SEC player of the year honorees.



First-team All-Americans from Sparky Wade in 1935 to Ben Simmons in 2016 are also highlighted in the walk down the hallway.



Another mural spotlights LSU's three "NBA at 50" players -- Bob Pettit, Shaquille O'Neal and Pete Maravich.



The dressing room rotunda and this brilliant Tiger logo leads one into the LSU Lockerroom.



The Wolfert Family Players Lounge.



"One Team" is a theme that is stressed often at LSU.



Whether heading to the court that has built "A Legacy of Champs" or heading to the practice gym, known as "The Lab", the LSU player has the facilities to become the best they can.



CAMPUS LIFE



LSU's Memorial Tower (top main photo) was one of the first structures completed on the present campus and sits east of the quadrangle (above, left). It represents the University as a memorial to those who gave their lives during World War I. Although it currently houses the LSU Anglo-American Art Museum, plans are in process to return Memorial Tower to a military museum as originally intended. Students often enjoy concerts on the LSU Parade Ground (above, right).



LSU

Location: Baton Rouge, La.
 Founded: January 2, 1860
 Enrollment: 31,527
 President: Dr. F. King Alexander
 Major Fields for Bachelor's Degrees: 72
 Major Fields for Master's Degrees: 72
 Major Fields for Doctoral Degrees: 54

Louisiana State University and Agricultural & Mechanical College has, throughout its 156-year history, served the people of Louisiana, the region, the nation and the world. LSU is creating a revolution, one of pervasive change and advancement. The focus of the LSU community has been an increased commitment to excellence. Our progress has been dramatic and shows no sign of stopping.

Having witnessed many of yesterday's possibilities become today's tangible realities, the LSU community set forth to capitalize on its success. The goal was to improve our standing as a nationally competitive flagship university. Following intense discussions among the LSU Board of Supervisors, campus administrators, faculty and student leaders, the objectives required to reach this status crystallized, providing the impetus for LSU's National Flagship Agenda.

"LSU is my home. It was a place where I made my name and a place where I was able to come here and have fun. It was the best three years of my life. While you are here, have fun and become a master of time management. You need to do what you have to do to make it. Work hard. I have been blessed. Baton Rouge is the place that helped me become who I am. I will never forget this place."



Shaquille O'Neal
LSU Basketball Player
1989-92
Four-time NBA Champion
LSU Graduate
Naismith Hall of Fame

"LSU has the greatest fans. Being a hometown girl from Baton Rouge, I knew LSU always took pride in its athletic program. You always hear about Tennessee and Connecticut, but I wanted to be able to help put LSU up there on the map with them. We accomplished a lot during my time. I wouldn't change it for anything. I got to play for one of the greatest coaches in history in Coach Gunter. I got to play with a group of women that became my family."



Seimone Augustus
Guard (2002-06)
Two-time National Player of the Year
2011 LSU Athletic Hall of Famer
2011 & 2015 WNBA Champion

"As far back as I can remember (riding bicycles, playing little league baseball), I have literally bled purple and gold. It never crossed my mind that there was anywhere else to go other than LSU. The experiences and relationships that I developed at LSU have been an integral part of my life. No other colleges existed in my mind. I am fortunate to have attended a place that I considered a dream and look forward to my association with the University until the day I die."



David Toms
2001 PGA Champion
and LSU Graduate

"How could you put a price tag on the experience I had at LSU? You couldn't pay me enough money to take away the College World Series championship or the things I learned from (former LSU head coach) Skip Bertman to the relationships I have with guys like (former LSU teammates) Victor Brumfield and Blair Barbier. You meet all these guys and you have lifelong friends. I could go on and on about guys I still keep in close contact with."



Ryan Theriot
LSU Baseball (1999-2001)
Two-time MLB
World Series Champion

Did You Know?

- In the 2009, 2010, 2011, 2012, 2013, 2014 and 2015 editions of *U.S. News & World Report's America's Best Colleges*, LSU is ranked in the first tier for "Best National Universities."
- The LSU College of Engineering announced that more than 450 individual and corporate donors pledged \$52.5 million in private funds, fulfilling the college's commitment to a \$100 million public/private partnership to renovate Patrick F. Taylor Hall.
- LSU is the only public university in Louisiana with top-tier designation by *U.S. News and World Report* and "Very High Research Activity" designation by the Carnegie Foundation. LSU's commitment to coastal studies is world-renowned.
- According to a study published in the June 2014 *Journal of Chemical Education*, LSU is the top university in the nation in granting PhD degrees in chemistry to women and underrepresented minority students.
- LSU ranks among the top 30 public universities in total research awards. The University's total federal funding -- from agencies such as the National Science Foundation, National Institutes of Health, and the Department of Homeland Security -- has increased 86 percent or more than \$90 million in recent years.
- LSU's student newspaper, *The Daily Reveille*, was recently awarded the prestigious Society of Professional Journalists' top honor, as it was named the "Best All-Around Daily Student Newspaper" in the United States.



- The E. J. Ourso College of Business was ranked in the Top 50 of the internationally known "Top Business Schools" in 2009 by Eduniversal and was recognized during the inaugural Eduniversal World Convention.
- Donors generously gave more than \$193 million in support of LSU in 2014-15, setting a record for giving to the university during a single year. Gifts this year included LSU's largest in-kind gift ever, premier geoscience and engineering software valued at \$62 million; an anonymous planned gift commitment of \$40 million split between the LSU Foundation and TAF; the largest unrestricted endowed gift in LSU's history as part of Roger Ogden's \$12 million Honors investment; and record membership in the LSU Alumni Association.
- Thanks to generous donations from loyal supporters and continued capital outlay from the Louisiana Legislature, campus construction continues on a number of major projects, including the \$110 million College of Engineering renovation.
- For the second time, LSU researchers at LIGO in Livingston, La., observed gravitational waves - ripples in the fabric of spacetime. LIGO spokesperson and LSU physicist Gabriela Gonzalez made the announcement nationally and said it's a promising start to mapping black holes in the universe.
- LSU researchers have described a new genus and species of cavefish from Mexico - the Oaxaca Cave Sleeper. It has not been collected or seen in more than 20 years and lives in a cave system threatened by damming. LSU expert fish and TED Fellow Prosanta Chakrabarty recently spoke on the finding.
- Next year, LSU research associate and recent LSU Master of Public Administration graduate Alvaro Armas will be one of two Knauss Fellows from the Louisiana Sea Grant College Program serving in Washington, D.C.
- LSU microbiologists have concocted artificial seawater that can be used to successfully cultivate abundant marine microorganisms.



LSU Board of Supervisors



Ronald Anderson
Baton Rouge, La.
Member-at-Large



Scott Angelle
Breaux Bridge, La.
District 3



Glenn Armentor
Lafayette, La.
District 3



Scott Ballard
Covington, La.
District 1
Chair-Elect



R. Blake Chatelain
Alexandria, La.
District 5



Ann Duplessis
New Orleans, La.
District 2
Past Chair



Zachary Faircloth
Baton Rouge, La.
Student Member



Stanley J. Jacobs
New Orleans, La.
District 1



Raymond Lasseigne
Bossier City, La.
District 4
Chair



Lee Mallett
Iowa, La.
Member-at-Large



Rolfe McCollister
Baton Rouge, La.
District 6



Jim McCrery
Shreveport, La.
District 4



James Moore
Monroe, La.
District 5



J. Stephen Perry
New Orleans, La.
Member-at-Large



James M. Williams
Metairie, La.
District 2



Robert Yarborough
Baton Rouge, La.
District 6



Dr. F. King Alexander

President, LSU



Dr. F. King Alexander is the President of Louisiana State University, which enrolls more than 45,000 students and includes institutions across Louisiana. He began at LSU on June 24, 2013. During his tenure as president, the university has seen consecutive record-breaking graduating classes in terms of both size and diversity and enrollment growth across all campuses.

Prior to this appointment, Dr. Alexander was president of California State University, Long Beach (2005-2013) one of the nation's largest public universities.

During his more than seven-year tenure at California State University, Long Beach, Dr. Alexander was twice named the California State University Student Association (CSSA) "President of the Year," which represents all 23 California State Universities and its more than 440,000 students.

Prior to becoming president of California State University, Long Beach, Dr. Alexander was president of Murray State University in Kentucky (2001-05) and was a faculty member at the University of Illinois, Champaign-Urbana, where he was the director of the graduate higher education program.

A Kentucky native who grew up in north Florida, Dr. Alexander received his Ph.D. from the University of Wisconsin-Madison in higher education administration with a focus on finance and educational policy analysis, and a Master of Science degree in comparative educational studies from the University of Oxford in Oxford, England.

As a teacher and administrator, Dr. Alexander has received many

honors, including the University of Wisconsin-Madison School of Education Alumni Achievement Award (2002) and has research university faculty affiliations at the University of Wisconsin-Madison Center for the Study of Postsecondary Education (WISCAPE) and Cornell University Higher Education Research Institute (CHERI).

Dr. Alexander also has been asked to represent public higher education colleges and universities on numerous occasions to the United State Congress on issues of college affordability, student indebtedness, and institutional efficiency and effectiveness in efforts to address many of the growing challenges facing American higher education. He has testified before the Senate Committee on Health, Education, Labor & Pensions (HELP), the U.S. Commission on Civil Rights, and the Advisory Committee on Student Financial Assistance, to name a few. Due to his national recognition and involvement in higher education issues, Dr. Alexander has served on numerous U.S. higher education and statewide organizational leadership boards, and remains very active in policy and planning discussions.

Dr. Alexander and his wife, Shenette, have three children: Kylie, Savannah and Madison.



Dr. Bill Demastes

Faculty Athletics Representative

Dr. Bill Demastes, a professor of English at LSU, is in his fifth year as Faculty Athletics Representative. Dr. Demastes earned his Ph.D. in English in 1986 from the University of Wisconsin-Madison with a Field of Study of Drama as Genre and a specialization in 20th-Century American and British Drama. He

earned his masters in English in June 1979 from the University of Georgia in Georgia, where he specialized in 19th-Century American Literature.

At LSU, he served as Associate Dean of the College of Arts and

Sciences from 2001-04 and Director of Undergraduate Studies for the Department of English from 1999-2001 and 2010-11. He has also served as Associate Chair of the Department of English (1998-99); Director of the Master of Arts in Liberal Arts Program (1996-04); and Director of Graduate Studies in the Department of English (1992-94; 2005-06).

He was honored with the LSU Alumni Association Faculty Excellence Award in 2000, and in 2002 he won the LSU Distinguished Faculty Award. He was named in 2009 an LSU Rainmaker, which is given to the top 100 LSU Faculty. In 2010 and 2013 he received the Tiger Athletic Foundation Undergraduate Teaching Award, and in the summer of 2011, he was named the Harry Ransom Summer Fellowship recipient by the University of Texas.



Joe Alleva

LSU Vice Chancellor/Director of Athletics



Joe Alleva continues to bring unprecedented national recognition to LSU as Vice Chancellor and Director of Athletics. Under Alleva's leadership, LSU enjoys one of the country's premier athletics programs with success on and off the field of competition. Now in his ninth year at LSU, Alleva is dedicated to athletic and academic excellence, and he is committed to providing the opportunities and the resources necessary for student-athletes to excel in competition, in the classroom and in the community. Alleva joined the LSU family on April 4, 2008 after a highly successful tenure as director of athletics at Duke University for 10 years. He was named vice chancellor at LSU in August of 2009, marking the first time in school history that the director of athletics has also held a vice chancellor position.

Alleva completed last spring a five-year term on the prestigious NCAA Men's Basketball Committee, enhancing his reputation as one of the most respected athletic administrators in the country. He has been appointed to numerous national committees throughout his career, including the Football Bowl Certification Committee, the NCAA Division I Championships/Competition Cabinet and several Southeastern Conference and Atlantic Coast Conference committees.

Upon his arrival at LSU, Alleva unveiled a strategic master plan for the LSU athletics program -- "LSU: Defined by Excellence" -- to confirm the advancement and future of LSU Athletics as an exemplary enterprise. The central mission of the plan is to create an environment for student-athletes to reach their ultimate potential, prepare them to be champions in life and to set goals and values for

the entire athletics program.

Living up to Alleva's mantra of "competition, classroom, community," a total of 83 proud Tigers received their degrees from the university during LSU commencement ceremonies in December and May. LSU's Graduation Success Rate as reported by the NCAA remains at an all-time high for the university with a score of 84. LSU student-athletes in 2015-16 logged 5,612 hours in community service work across 21 sports through LSU's "Geaux Givers" program.

Alleva's strong commitment to academics ensures that the Cox Communications Academic Center for Student-Athletes is a first-class facility that cultivates success in the classroom and the development of life skills. And with an emphasis on community outreach programs, the implementation under Alleva's direction of the "Geaux Givers" fosters a relationship between the local citizens and LSU student-athletes.

Alleva has also bolstered the L-Club program to connect with former student-athletes, and he has supervised the thriving "Project Graduation" program in which former student-athletes return to LSU to earn their degrees.

Alleva's tenure has been distinguished by a number of significant athletic achievements, including four 10-win seasons and 78 total victories by the football team. The Tigers have played in a bowl game in each of Alleva's eight gridiron seasons and LSU has finished in the Top 20 six times in that period. LSU under Alleva's leadership has claimed the 2009 baseball national championship and three College World Series berths, the 2015 men's golf national championship, two women's basketball Sweet 16 appearances, four gymnastics Super Six berths, three softball College World Series appearances and 18 NCAA Top 5 finishes indoors and outdoors by the



men's and women's track and field teams.

The Tigers in the past eight seasons have earned 37 individual NCAA championships in the sports of men and women's track and field, gymnastics, men's golf and women's golf. LSU has captured 14 Southeastern Conference team championships, and the Tigers have won 102 individual SEC titles during Alleva's term.

LSU in 2014-15 became the first school in SEC history to play in a football bowl game, have both its men's and women's basketball teams reach the NCAA Tournament, and advance to the College World Series in baseball and softball in the same athletic year.

LSU enjoyed another banner year in 2015-16, as the school produced five Top 5 NCAA finishes and earned a No. 19 national ranking in the annual Learfield Directors' Cup, which measures the overall excellence of collegiate athletic programs. Fifteen LSU teams competed in an NCAA championship event, and the Tigers finished in the Top 10 in seven sports.

The Fighting Tiger football squad played in a bowl game for a school-record 16th straight season and finished the year ranked No. 17 in the nation after posting a dominating 56-27 win over Texas Tech in the Texas Bowl.

The gymnastics team completed the season No. 2 in the nation, the highest finish in program history, and the softball squad appeared in the Women's College World Series for the second straight year, reaching the semifinals to finish No. 3 in the country.

LSU's storied track and field program produced three Top 10 finishes in 2015-16. The men's team placed fourth at the NCAA Indoor Championships and fifth at the NCAA Outdoor meet, while the Lady Tigers placed sixth outdoors. The men's golf team advanced to match play at the NCAA Championships for a school-record third straight season and the Tigers tied for fifth overall.

LSU in 2016 became just the second baseball program in NCAA history to earn five straight NCAA Tournament National Seeds. The Tigers advanced to the NCAA Super Regionals and finished the year tied for ninth nationally.

LSU advanced to the NCAA Tournament second round in both men's and women's tennis, while also reaching NCAA postseason in women's golf, women's soccer, and men's and women's swimming and diving.

Alleva's vision keeps LSU among the nation's leaders in athletic facilities. Last year, LSU unveiled two new venues -- a magnificent Gymnastics Practice Facility and a tremendous Tennis Center featuring both indoor and outdoor courts. Construction will begin this year on a Nutrition Center within the expansive existing space at the South End of Tiger Stadium. The new facility will feature 30,000 square feet of dining and

kitchen area and all of the elements necessary to ensure that the Tigers receive the absolute finest in dietary support.

In the fall of 2014, LSU opened the expansion of the South End Zone of Tiger Stadium -- a project that added premium seating, general public seating and two state-of-the-art video boards -- continuing an effort to augment one of the most iconic venues in all of college sports. Since 2010, Alleva has directed an aggressive campaign to preserve and enhance the appearance of Tiger Stadium that has included the installation of new windows, lighting systems, gating systems, and championship plazas. The Football Operations Building is undergoing a significant renovation to maintain its status as a high-functioning workplace for coaches and players.

LSU's world-renowned track and field program in 2010 received a new running surface in Bernie Moore Stadium, and extensive renovations to the Maddox Field House in the spring of 2014 gave the Tigers a first-class indoor track and field venue. Alleva directed a major renovation to the University Club golf course that was completed in September 2010 and allows the LSU men's and women's golf teams to play on one of the most challenging courses in the country. An overhaul of the LSU soccer facility was completed in the fall of 2011, converting the stadium into fan-friendly venue.

Alleva is an innovator with bold ideas that benefit all of Greater Baton Rouge. He has been instrumental in the planning of the Bayou Country Superfest, a three-day country music concert and festival held in Tiger Stadium each spring. The event attracts over 100,000 visitors to the LSU campus and makes a tremendous economic impact upon the local community.

Alleva became director of athletics at Duke in 1998 and his impressive tenure there propelled the university into the ranks of America's top all-around collegiate programs. Among his outstanding list of accomplishments includes the greatest 10-year period in Duke Athletics, winning more ACC and NCAA championships than in any other decade in school history.

Alleva, whose hometown is Suffern, N.Y., majored in finance at Lehigh University and received his bachelor's degree in 1975. While at Lehigh, Alleva was the quarterback of the football team and team captain in 1974. Alleva also played on the Lehigh baseball team. He served as a graduate assistant football coach and earned an MBA in 1976.

While at Duke, Alleva played a key role in Durham's community sports scene. He started Little League Baseball in Durham over 20 years ago, and he also began the American Legion baseball program.

He is a member of the North Carolina American Legion Hall of Fame,



Verge Ausberry

Deputy Director of Athletics

A former LSU football standout, Verge Ausberry joined the athletics administrative staff in August 2001 as the Associate Athletics Director for Operations and was appointed to the position of Senior Associate Athletics Director in May 2006. He was named Deputy Director of Athletics in January of 2016.

Ausberry supervises and is responsible for football operations, football scheduling and football management. He also oversees the LSU men's and women's track and field programs, the equipment staff, the strength and conditioning staff, the Dr. Martin Broussard training room, the video department and football game management.

Ausberry, from New Iberia, La., played inside linebacker for the Tigers, lettering in 1986-89. He was part of two SEC championship teams, playing on teams that went to four bowl games.

Before joining the LSU athletic administration, he was very closely involved in the athletic program, first serving for almost seven years as a member of LSU's highly regarded Academic Center for Athletes.

After leaving the Academic Center, he moved in July 1999 to the Tiger Athletic Foundation staff as part of LSU's fundraising arm.

Ausberry received his Bachelor of Science degree in education in May of 1990, his Master of Education degree in May of 1992 and his specialist in higher education administration in 2004. He is presently a doctoral candidate in higher education administration at LSU. He is married to the former Cheri Morial of New Orleans and they have two boys, Austin (11) and Jaiden (10).



Bo Bahnsen

Senior Associate AD/Compliance and Planning

Returning in 2009 to serve the department in the Compliance Office, Bahnsen is once again proving to be a very versatile member of the athletic department.

Before moving back to Compliance, Bahnsen served the previous five years, in a valuable role as Associate Athletics Director for Internal Relations, overseeing the ticket office and all customer service operations.

Prior to December of 2003, Bahnsen's primary responsibility for the previous 14 years was to serve as LSU's NCAA compliance officer.

Bahnsen served as manager of the LSU basketball team as an undergraduate at LSU. In 1982, he became the administrative assistant for the men's basketball team, where he worked for five years.

In July 1987, he became administrative assistant to Athletics Director Joe Dean, overseeing the purchasing office and departmental travel operations until his promotion in 1989. In 1989, he was assigned his primary responsibility as NCAA compliance officer as assistant athletics director, and then was promoted to associate AD in 1996.

Bahnsen has been responsible for overseeing the successful implementation of LSU's Tradition Fund Program, a football-seating plan that requires contributions for the right to purchase approximately 45,000 seats in Tiger Stadium. In 2009, he helped organize the highly successful LSU celebration of the 100th anniversary of the Men's Basketball Program.

A native of Wharton, Texas, Bahnsen attended Wharton County Junior College for two years before transferring to LSU in 1979. He earned his Bachelor of Science degree in physical education.

Bahnsen, 57, is married to the former Karen Mayson, a former LSU golfer and current head coach of the Lady Tigers golf program. The couple has two children, Darren and Devin.



Mark Ewing

Senior Associate AD/Business

Mark Ewing, a 32-year employee of Louisiana State University, is in his 16th year with the Athletics Department, and serves as the department's Senior Associate Athletics Director for Business and the department's Chief Financial Officer.

His duties as the department's Chief Financial Officer includes oversight of the departments over \$126 million budget, management of the athletic business office, oversight of all travel, human resources, and purchasing. He also supervises the Athletic Ticket Office and serves as the liaison for

concession operations. He is responsible for the department's financial forecasting and provides the financial information necessary for funding athletic construction and maintenance projects. He also serves as the department's administrator for men's and women's golf.

Ewing came to athletics from LSU's Office of Budget and Planning. He served as LSU's Budget Director overseeing the development and management of the university operating budget.

Ewing, who is a native of Pointe Coupee Parish, received a bachelor's degree in finance from LSU in 1978 and a master's degree in public administration from LSU in 1995.

Ewing is married to the former Gail Ingram of Morgan City, Louisiana and they have three daughters, Andrea, Arleen and Molly Sue. He also has three granddaughters -- Ansley Grace, Dorothy Claire and Evelyn McLain -- and one grandson, Parker Ryan.



Ronnie Haliburton

Senior Associate AD/Athletic Facility Management

Ronnie Haliburton, who served as director of facility services in the LSU Athletics Department for three years, was promoted to Associate Athletics Director for Athletic Facility Management in March 2007.

Haliburton came to the athletics department in December of 2003 from LSU's facility maintenance department, where he served as manager for five years. He was responsible for the overall management of custodial operations, special events crews, stock room inventory and equipment repair.

Haliburton played as a tight end for the LSU football team from 1986-89, and was a member of two Southeastern Conference championship teams. He later played for the Denver Broncos

for three years.

He first joined LSU in an administrative capacity in 1994 as resident assistant of Broussard Hall, then the school's athletic dormitory, before moving to the weight room as a student assistant strength coach.

Haliburton became a resident manager in 1996 before being named coordinator of residence life later that year. In 1998, he became Manager of Facility Maintenance at LSU.



Eddie Nuñez

Deputy Director of Athletics

Eddie Nuñez was named Deputy Director of Athletics in January of 2016.

As a member of the Senior Management Team, Nuñez's responsibilities include assisting in the oversight of day to day operations of the athletic department and serves as the sport administrator for the men's basketball program, men's and women's tennis programs.

In his role, he also oversees the planning and management of the athletic strategic plan, the Marketing/Promotions, Athletic Communications, Social and Digital Media, Creative Services, Video and Network Broadcast Services departments and directs all capital projects for the Athletic Department.

Nuñez also serves as the Athletic Department's liaison with LSU Sports Properties and the University Licensing and Brand Management as well as the Tiger Athletic Foundation.

Under his guidance, the athletic department has experienced over \$380 million dollars in renovations and construction of athletic facility projects. He also spearheaded the renegotiations of a 10 year multi-media rights agreement with Outfront Media Sports. During his time at LSU, he has been appointed to represent the department of athletics on various University and community committees.

Nuñez joined the Athletics Department in October 2003 and was promoted to Associate Athletics Director for Operations and Project Development in June of 2007 and Senior Associate Athletic Director in 2009.

Nuñez has 16 years of experience working in intercollegiate athletics. Nuñez came to LSU after two and half years as the Director of Game and Event Management at Vanderbilt University. At Vanderbilt, along with directing the Game and Event Management department, he also assisted in construction of numerous facilities. Prior to that, Nuñez served as men's basketball administrative assistant coach at Marquette University for one year and two years as men's basketball graduate assistant for coach Billy Donovan at the University of Florida.

Nuñez played two seasons on the University of Florida basketball team in 1996-97 and 1997-98. He transferred to Florida after playing two years and obtaining a degree from Miami-Dade Community College.

The native of Miami, Fla., received his Associate degree in arts and architecture from Miami-Dade Community College in 1995, his Bachelor's in Sports Management and Masters in Sports Administration from the University of Florida in 1998 and 2000, respectively. He is married to the former Jane Hess and the couple has two daughters, Elizabeth Kendall (7) and Anna Caldwell (5).



Miriam Segar

Senior Associate AD/Senior Woman Administrator

Former LSU women's basketball player Miriam Segar has been a part of the athletics administration since June of 1995 and is now the Senior Associate AD and the department's Senior Woman Administrator after having served as Associate Athletics Director for Student Services since April 2007. She had served as Assistant Athletics Director since 2004.

As LSU's Senior Woman Administrator, Segar's responsibilities include oversight of the highly successful Tiger Olympic Sports program. She also supervises the Tiger baseball program and the LSU cheerleaders.

Segar began her administrative career at LSU as the compliance coordinator where she served for three years. Following that, in 1998, Segar was named the director of the CHAMPS/Life Skills Program where she worked until 2001 when she became the Director of Student Services.

While working with CHAMPS/Life Skills, Segar guided the program to the Division I Athletic Directors Program of Excellence Award in 2001.

Prior to returning to her alma mater, Segar spent one year at the SEC office as the championships assistant and the officiating assistant, assisting in the management of all SEC championships and tournaments and the coordination of women's basketball officials.

Segar, the 2006 Athletic Department Female Alumna of the Year, was a three-year captain for the Lady Tigers basketball team and received four letters from 1990 to 1994. She earned the 1994 NCAA Post-graduate Scholarship and was a member of the 1994 NCAA All-Academic team.

Segar and her husband Jamie have four children -- Grant, Reid, Maggie and Hayes.



BRIAN BROUSSARD

Associate AD/Ticket Sales and Operations

A 20-year veteran of the Athletics Department, including 16 years as ticket manager, Brian Broussard was promoted to Assistant Athletics Director for Ticket Operations in July 2007 and Associate AD in 2012.

Broussard is responsible for revenue in excess of \$50 million, which includes the management of ticket and parking sales and renewals for all sports, as well as Tradition Fund donations for football, men's basketball and baseball.

Broussard began at LSU in August 1996 as an assistant ticket manager responsible for men's basketball sales and the day-to-day operations of ticket office. In March 2000, he was promoted to ticket manager, becoming responsible for the ticketing in all sports.

Prior to joining the LSU staff, Broussard was the ticket manager at Northwestern State in 1996. He worked as a promotions assistant at the University of Miami in 1995 and was the gameday club manager for the New Orleans Saints in 1994.

The Gretna native earned his bachelor's degree in political science from LSU in 1993. He is married to the former Aimee Hodges of Alexandria.



Emmett David

Associate AD/Facility and Project Development

Emmett David joined the LSU Athletics Department in 2012 after serving as Director of the Office of Planning Design and Construction at LSU since June of 1996.

He assists in facility and project development for the Athletic Department including the South Stadium addition and the recently completed tennis stadium, the gymnastics practice facility and other property holding enhancements.

Among his responsibilities for the University was to serve as facility officer for Doctoral I Research Institution consisting of 11.2 million gross square feet with 250 primary buildings. He also was responsible for the 5-year Capital Outlay project planning of some \$484 million, deferred maintenance reporting and funding; and, ADA and Life Safety Code deficiency projects, budgets and tracking of expenditures of some \$200 million. He was responsible for nearly \$800,000 in physical development on campus with projects such as Choppin Annex, Residential College, Business Education Complex, Raphael Semmes Parking Garage and numerous major maintenance, repair and restoration projects.

He also coordinated and implemented master plans for such departments as Parking and Traffic, Athletics, Veterinary Medicine, Student Health Center, Union, University Recreation, South Campus and Residential Life.

David developed long range planning of future projects and the impact of associated displacement and monitored and managed space inventory and he has served as a Staff Senator.

David graduated from LSU with a Bachelor of Architecture in 1982 and his Master of Public Administration in 2006. He is a registered licensed architect by the state of Louisiana.

Emmett and his wife Maurine have two children Chloe and Gabe, who are both residents of Baton Rouge.



Neal Lamonica

Assistant AD/Fiscal Operations

Neal Lamonica, a member of the LSU Athletic Department staff since January 2000, was promoted to Assistant Athletic Director for Fiscal Operations in August 2013.

His primary duties include monitoring the Athletic Department's over \$125 million budget, and assisting coaches and administrators in formulating budgets for future years. He also serves as the liaison to the athletic department's retail sales operations and Tiger Booster Clubs.

Lamonica began his professional career at LSU in 2000 in the athletic department compliance office before moving to the business office in June 2003. He served as Coordinator of Athletic Business until December 2005, when he was named Business Manager. Lamonica was promoted to Director of Fiscal Operations in November 2009.

Lamonica received a bachelor's degree in mass communications from LSU in 1998, and he earned an LSU master's degree in business administration in 2003.

Lamonica and his wife, Blythe, are the parents of three sons -- Davis, Sam Henry and Luke.



Mathew Shanklin

Assistant AD/Marketing

Mathew Shanklin is in his fifth year at LSU serving as the Assistant Athletic Director of Marketing and as the General Business Manager for LSU Sports Properties, the multi-media rights holder for Tiger Athletics. Previously, Shanklin served 20 years as the Associate Athletic Director of Marketing and Licensing at the University of Arkansas.

Shanklin supervises all operations and client services for LSU Sports Properties, while also managing the LSU Marketing efforts. Since joining LSU, he has implemented several new initiatives including the Bengal

Brigade Street team and the new band pre-game presentation for men's basketball. He also spearheaded the partnership with Halftime Live, coordinating the unique halftime concert with Grammy winners 3 Doors Down and the LSU Marching Band at the LSU-Texas A&M game in 2015.

While at Arkansas, Shanklin was in charge of all department marketing/promotions, corporate sponsorships, advertising sales and coordinated all sales and programming for the football, basketball and baseball video boards. He was instrumental in developing the HogPen, a tailgating area for fans inside Baum Stadium, the Hog Spa hot tub area at Baum Stadium and the RBI Girls. Shanklin was instrumental in establishing the school's first baseball radio network in 1992, one of the nation's largest with more than 25 affiliates statewide as well as creating the first Hispanic radio network for the University of Arkansas. In 1998, Shanklin became the university's licensing coordinator and under his direction, licensing revenues increased every quarter.

Shanklin was assistant marketing director at East Carolina University for a year before going to Arkansas. He had served as an intern at Arkansas for five months before joining the ECU staff.

A 1984 graduate of South Mecklenburg (N.C.) High School in Charlotte, N.C., where he lettered in baseball and soccer, Shanklin earned his degree in communications from North Carolina-Wilmington in 1988.

A graduate of Ohio University's highly respected sports administration program, Shanklin earned a master's degree in that program in the fall of 1989.

An avid golfer, Shanklin married the former Missy Emmerson of Jacksonville, Texas, in 2003. She has a daughter, Jordan (21) who attends LSU, and they are also the parents of Barbara Blake (11) and Izabella Grace (9).



David Taylor

Assistant AD/Game-Event Management

David Taylor, who has been a part of LSU's game management team since September 2005, was promoted in August 2014 to Assistant Athletic Director of Game and Event Management. Taylor handles all aspects regarding game management of athletic events while overseeing a staff that helps coordinate all events within the LSU Athletic Department grounds.

Taylor, who started as game management coordinator, was promoted to Assistant Director in 2006 and Associate Director in 2008. He assumed the directorship of Game and Event Management in September 2011.

Prior to that, Taylor served as Assistant Coordinator of Athletic Facilities and Game Operations at Texas State University from 2003 to 2005.

Taylor earned his B.S. degree from Texas-El Paso in 1999 and his Masters in Sports Management in 2003 from the University of Texas.



Blair Napolitano

Assistant AD/Compliance

Blair Napolitano, who is in her 10th year with the LSU athletic department, was promoted to assistant athletic director in October 2014. She directs the day-to-day-operations of the compliance office, and her primary duties include researching and communicating with coaches, counselors and prospective student-athletes regarding prospect's initial eligibility and amateurism status.

She also serves on the liaison for student-athletes to the LSU admissions office, and she researches and provides interpretations on NCAA rules and SEC bylaws to coaches, staff and student-athletes.

Napolitano began her LSU career as a compliance coordinator in October 2005, and she was named director of compliance in October 2009.

A native of Baton Rouge, she earned her bachelor's degree in kinesiology from LSU in 2005 while serving as a student manager for the track and field team from 2003-05. She received her Master's degree in business administration from LSU in August 2010.

Napolitano and her husband, Anthony, have one son, Carter, born in May 2015.



Wendy Nall

Assistant AD/Human Resources

Wendy Nall has served in the LSU Athletics Human Resources department since 2001. She was promoted to Manager in 2003 and named an Assistant AD in November of 2015.

Nall, graduated from Southeastern Louisiana University in Hammond in May 2000 with a major in kinesiology with a sports administration concentration. She completed her Masters of Science at LSU in August 2001.

Nall is married to husband Slater and they have two daughters; Kendall and Olivia.



Michael Bonnette

Associate AD/Communications

Michael Bonnette enters his 17th year as LSU's Communications Director and 10th as Associated Athletic Director. Bonnette was originally elevated to Sports Information Director in August of 2000 and the promoted to Assistant Athletic Director in July of 2004.

As Communications Director, Bonnette serves as the chief contact for LSU's nationally-ranked football team as well as overseeing all publicity activities for the 21 sports sponsored by the Athletic Department.

The 46-year-old Bonnette, who served as an Associate Sports Information Director for seven years, is in his 23rd year with the LSU Athletic Department.

His 2012 LSU Football media guide as named "Best in the Nation" by CoSIDA, one of several awards he has received from the organization and in the Louisiana Sports Writers Association annual writing contests. His 2014 football media guide was ranked second in the nation.

The Lake Charles, La., native has been around the sports media profession his entire life as he is the son of retired McNeese State Sports Information Director Louis Bonnette, a member of the CoSIDA Hall of Fame. The field at Cowboy Stadium in Lake Charles is named "Louis Bonnette Field". His brother, Matthew, continued the family tradition at McNeese by being named Sports Information Director in July 2012, following his Dad, who held that position for 46 years.

Bonnette, who is a 1993 graduate of LSU, is past president of SIDs for the Southeastern Conference and is currently the vice-president for SIDs for the LSWA. He is married to the former Robin Arnaud of Opelousas, La and the couple has three sons: Peyton (18), Grant (17) and Max (11). Peyton recently graduated from University High and will be a freshman at LSU this fall.

ATHLETIC ADMINISTRATION



Wanda Carrier
Administrative Asst.
to the Athletic Director



Kristen Cain
L Club, Special Events
& Community
Relations Coordinator



Jackie McClendon
Office Coordinator



Andy Barker
Sr. Associate
Athletic Trainer



Shawn Eddy
Sr. Associate
Athletic Trainer



Micki Collins
Sr. Associate
Athletic Trainer



Cory Couture
Associate
Athletic Trainer



Pam Workman
Associate
Athletic Trainer



Mallory Mickus
Assistant
Athletic Trainer



Hannah Roubush
Assistant
Athletic Trainer



Alisha Tolbert
Assistant
Athletic Trainer



Josh Pratt
Asst. Athletic Trainer
& Drug Testing
Coordinator



Lauren Reagan, RD
Director of
Sports Nutrition



Hunter Geisman
Assistant Business
Manager



Terri Poleman
Short's Travel
Manager



MaryJane Merrill
Travel Manager



Wanda Babin
Accountant Tech



Wendy Carpenter
Accountant Tech



Jeff deVeer
Director of IT
Services - Athletics



Mo Carney
Assistant Director
of IT Services

BUSINESS OFFICE



Matthew LaBorde
Business Manager

COMMUNICATIONS



Lane Director
IT Analyst



James Thomas
Mail Services
Administrator



Kent Lowe
Sr. Assoc.
Communications
Director (MB, WG)



Bill Franques
Sr. Associate
Communications
Director (Baseball)



Jennifer Rodrigues
Sr. Associate
Communications
Director (FB, WB)



Will Stafford
Assoc.
Communications
Director (SC, TF, MG)



Clyde Verdin
Assoc.
Communications
Director (FB, SB)

COMPLIANCE



Brandon Berrio
Assoc.
Communications
Director (VB, Gym)



Pam LeBlanc
Administrative
Specialist



Matt Jakoubek
Director of
Compliance



Taylor Jacobs
Compliance
Coordinator



Shalini Gogawale
Compliance
Coordinator



Jason Feirman
Executive Director
for Creative Services



PJ Odom
Creative Services
Manager

CREATIVE SERVICES



Clint Self
Creative Services
Coordinator



Amanda Qubty
Creative Services
Coordinator



Steve Franz
Staff Photographer



Chris Parent
Staff Photographer



Todd Jeansonne
Director of Facilities
& Grounds



Terrance Bold
Asst. Director of
Facilities & Grounds



Mark Lee
Asst. Director of
Facilities & Grounds

FACILITIES & GROUNDS

GAME/EVENT MANAGEMENT



Flo Williams
Manager of
Facilities and Grounds



Hunter Sexton
Assistant Manager
of Facilities & Grounds



Amanda Adams
Manager of
Internal Projects and
Facility Operations



Katie Gerlach
External Events
Coordinator



Kelly Willie
Asst. Manager of
Facilities and Grounds



Julie Cribbs
Assoc. Director
of Game/Event
Management



Richard Dempsey
Coordinator of Game/
Event Management

SPORTS PROPERTIES



John Ross Maher
Coordinator of Game
Event Management -
Parking Ops



Nicole Batista
Graduate Assistant



Aaron Boseman
Graduate Assistant



Kaylee Auld
Event Management
Intern



Maddie Bray
Event Management
Intern



Ward Wyatt
General Manager



Lance Burgos
Assistant General
Manager - Sales



Kevin Burke
Director of Sales



Kevin Wagner
Sr. Account
Executive, Sales



Jake Sims
Account
Executive, Sales



Todd Politz
Director of
Digital Media



Wes Baylor
Account Executive,
Client Services



Emily Bloss
Account Executive,
Client Services



Logan Schroeder
Account Executive,
Client Services

MARKETING/PROMOTIONS



Brad Morales
Account Executive,
Operations



Brooke Hochstetler
Administrative Asst.,
Client Services



Chris Blair
Director of Radio
Broadcasting



Daniel Nunes
Director of Marketing



Jason Suitt
Director of
Fan Experience



Kyle Huber
Assistant
Marketing Director



Pauline Zernott
Spirit Coordinator

MARAVICH CENTER

STRENGTH & CONDITIONING



Dreyfus Milstead
Operations Manager



Ben Iannacchione
Asst. Strength &
Conditioning Coach
(VB, MG)



Earl Chevalier
Asst. Strength &
Conditioning Coach
(GYM, WG)



Eric Donoval
Asst. Strength &
Conditioning Coach
(VB, MG)



Ricky Lefebvre
Asst. Strength &
Conditioning Coach
(MB)



Jake Riedel
Asst. Strength &
Conditioning Coach
(SD, TF, FB)



Travis Roy
Asst. Strength &
Conditioning Coach
(BSB, FB)

TICKET OFFICE



Melissa Moore Seal
Assoc. Strength &
Conditioning Coach
(SB, WB, WT)



Will Wright
Asst. Strength &
Conditioning Coach
(SC, BSB)



Emily Hairston
Strength &
Conditioning GA



Tim Messa
Director of
Ticket Operations



Eric Hummel
Assistant
Ticket Manager



Garrett Thibodeaux
Assistant
Ticket Manager



Elise Evans
Accounting Manager



Coach Johnny Jones with his 2016 graduates: Keith Hornsby, Josh Gray and Henry Shortess. Also returning to finish his coursework and graduate this year was Rogers Washington, who played in the mid-1990s.

ACADEMIC SUCCESS

COX COMMUNICATIONS ACADEMIC CENTER FOR STUDENT-ATHLETES



Kenneth O. Miles
Assistant Vice Chancellor/
Executive Director



Walt Holliday
Director of
Academic Affairs



Dorothy Kemp
Director of Educational
Support Services/
Learning Specialist



Carole Walker
Senior Associate Director



Adriana Mason
Associate Director



Lydia Dorsey
Tutor Coordinator/
Learning Specialist



MODELS OF EXCELLENCE

LSU, in particular the efforts of the Cox Communications Academic Center for Student-Athletes, is one of eight colleges and universities nationwide that was honored by *University Business* magazine in its Spring 2016 Models of Excellence recognition program. The Models of Excellence program recognizes innovative approaches to encouraging and nurturing student success on campus. "For student-athletes, pressure bears down from all angles - from classroom expectations to media scrutiny," says *University Business* senior editor Tim Goral. "LSU realizes the unique challenges this population faces, and offers a holistic solution that helps this group succeed outside of game day."

VALUES

Accountability

Exhibiting the willingness to accept responsibility for your actions.

Commitment

Pledging excellence every day, every meeting, every situation, every time.

Success

Achieving excellence in all that is desired, planned or attempted.

Integrity

Adhering to a strict moral and ethical code of behavior and action by consistently upholding rules, regulations and values.

Diversity

Embracing and valuing the differences we all bring to the table.

Teamwork

Valuing each other as members of our team and working together to achieve common, agreed upon goals.

Service

Individually and collectively, creating an environment of social awareness, establishing an appetite for helpfulness and discovering a world with issues greater than our own.

Education

Fostering a thirst for knowledge and promoting the discipline to pursue life-long learning.

"ENTER TO LEARN, LEAVE TO SERVE"



STUDY AREA

Included in the 54,000 square feet of the Academic Center are individual study areas as well as 12 private computer rooms for student-athletes to work one-on-one with tutors or by themselves.



BO CAMPBELL AUDITORIUM

The 1,000-seat auditorium is used throughout the year as a classroom and lecture hall. Each seat in the auditorium has space for a laptop and a modem hookup, providing each student unlimited learning opportunities. The auditorium also contains a movie theatre size screen to aid professors with lectures and classroom activities.



THE LIBRARY

The library provides a perfect setting for individual study, or with a tutor as a group.

ACADEMIC CENTER

A \$15 million renovation to the Gym Armory in 2002 put the Cox Communications Academic Center For Student-Athletes at the forefront of today's academic centers. The facility features over 54,000 square feet of working space, 136 computer workstations, study rooms and a 1,000-seat auditorium.

VISION

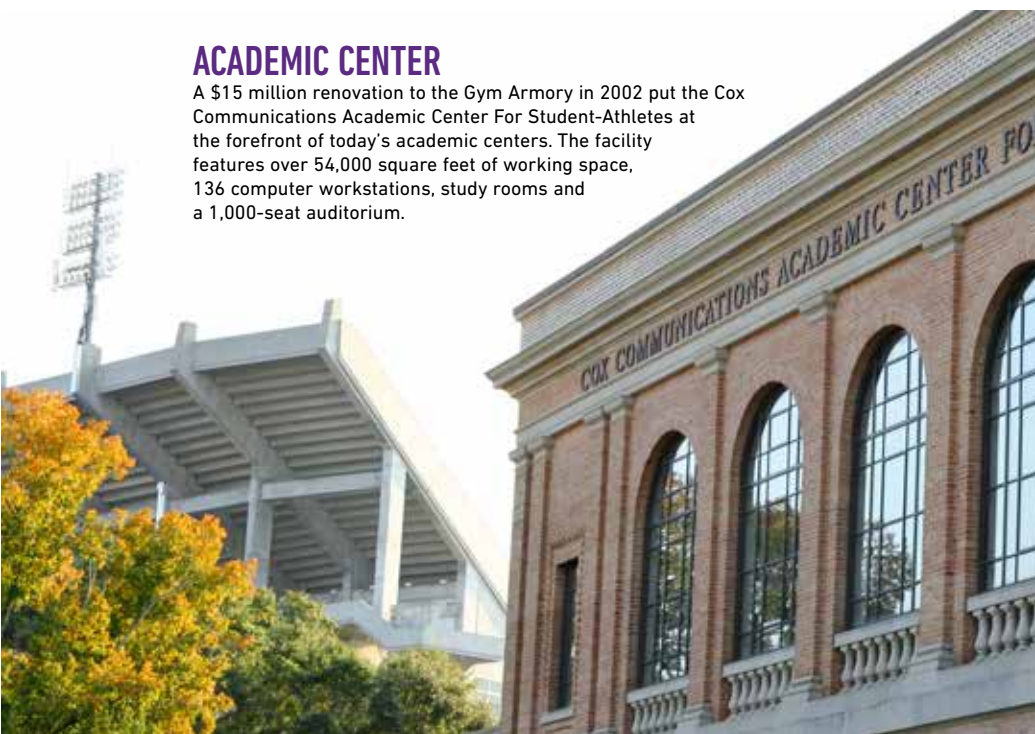
To be the premier provider of transformative student-athlete support services.

MISSION

Our team is committed to challenging student-athletes to achieve their highest level of intellectual and personal development.

GOALS

- Graduate our Student-Athletes
- Prepare Student-Athletes for Life after LSU
- Promote and Preserve Academic Integrity Through Education and Example
- Nurture the Personal Well-Being and Professional Aspirations of Our Team



The Nation's Elite Teams



Gymnastics

After winning its fourth straight NCAA Regional championship, the LSU gymnastics team easily qualified for its fifth NCAA Super Six appearance with an outstanding performance in the NCAA Semifinal on April 15, 2016. In a season of fantastic performances, none was more exciting than the Super Six. In that championship meet, the Tigers rallied from behind to finish as the 2016 National Runner-Up, the best finish in school history. With a second-place finish in the Super Six, LSU defeated rivals Alabama, Florida and Georgia by posting a 197.450. Not only was it the highest finish in school history, it marked the fifth Super Six appearances in nine years and the third Top-5 national finish in the last four years, cementing LSU as one of the nation's best gymnastics teams.

Track & Field

For the 15th time in 17 seasons, the Tigers cracked the Top 5 of the final men's team standings at the NCAA Outdoor Championships in 2016. The Tigers tallied 41 points to take fifth place. The Lady Tigers clinched sixth place at the Outdoor Championships, giving the LSU track & field teams one of the best finishes of any team in 2016.

Softball

The LSU softball team has made three of its five total appearances in the Women's College World Series in the last five years, qualifying for the postseason in each of the last 11 years which is a program-record run. In 2016 the Tigers finished third at the Women's College World Series for the second-straight season, and the Tigers wrapped up the year with a 52-18 record.

Men's Golf

One year after clinching the NCAA national title, the LSU men's golf team reached the quarterfinal round of match play at the NCAA Championships, making the 2016 season another rousing success. LSU is only the third team in the match-play era to qualify for "Match Play 8" in three-straight seasons, and the Tigers also earned a Top-5 finish for the third-consecutive season.

Women's Tennis

The 2015-16 season marked another year of firsts for the LSU women's tennis team under the direction of Julia and Michael Sell. LSU reached the ITA Team Indoor Championships for the first time in school history and also reached a program-best ranking on three separate occasions. The Lady Tigers cracked the Top 10 for the first time in program history, reaching No. 9 in March.



Ashleigh Gnat

Ashleigh Gnat had one of the finest seasons in LSU gymnastics history. The junior ranked No. 1 nationally on vault and floor and led the nation with an LSU single-season record six perfect 10.0 scores. An 11-time All-American, Gnat was named the 2016 SEC Specialist of the Year, the 2016 Central Region Gymnast of the Year, and she won the SEC floor exercise title with a perfect 10 at the SEC Championship. She was a major catalyst in LSU's national runner-up finish.



Nethaneel Mitchell-Blake

Before anchoring the Tigers to the NCAA title in the 4x100-meter relay to end the 2016 season, Nethaneel Mitchell-Blake won the SEC Commissioner's Trophy as the top individual point scorer at the SEC Outdoor Championships. Mitchell-Blake was crowned the SEC Champion in the 100 meters, 200 meters and 4x100-meter relay to become the first Tiger to sweep all three events since three-time Olympic Silver Medalist Richard Thompson in 2008.



Ben Simmons

Ben Simmons was the consensus National Freshman of the Year and was named the SEC Freshman of the Year in 2015-16. The No. 1 overall draft pick of the Philadelphia 76ers, Simmons averaged 19.2 points, 11.8 rebounds and 4.8 assists per game, which ranked in the top five in the SEC in each category. Simmons also led all major conference players with 23 double-doubles and posted six of the SEC's eight 20-10-5 games during the season.



Sahvanna Jaquish

Sahvanna Jaquish became only the third player in LSU softball history to earn three All-America honors when she earned the distinction in 2016. She batted .343 with a team-high 19 doubles to go along with 13 home runs this past season. She tied her own school record of 76 RBI which also ranked fifth nationally. Jaquish started all but one of LSU's 70 games and served as a catalyst in LSU's run to a third-place national finish at the Women's College World Series.

Elite Student-Athletes



Zach Wright

MEN'S GOLF

In his final season at LSU, Zach Wright led the Tigers back to match play at the NCAA Division I Men's Golf Championships for the third-straight season as they tied for fifth-place nationally in defense of their national championship from the spring of 2015. Wright was the team's leading scorer with a career-low 71.51 scoring average while finishing the 2015-16 season as the No. 13-ranked player in the country in the final Golfweek rankings. Wright was honored for that performance as a PING Second-Team All-American by the Golf Coaches Association of America, as well as a First-Team All-SEC performer for the first time in his career.



Alex Lange

BASEBALL

Alex Lange in his first two seasons at LSU has established himself as one of the top pitchers in college baseball. The right-hander was named the 2015 National Freshman Pitcher of the Year, the SEC Freshman of the Year and a First-Team All-American after posting a 12-0 mark and a 1.97 ERA with 131 strikeouts in 114 innings. He became the first freshman in LSU history to record over 100 strikeouts in a season, and he helped lead the Tigers to the College World Series. Lange fired 125 strikeouts in 111.2 innings in 2016, and he was named to the USA Baseball Collegiate National Team. Lange will enter the 2017 season with a 20-4 LSU career record in 34 starts with 256 strikeouts in



Jordan Daigle

MEN'S TENNIS

Jordan Daigle spent his junior season exclusively on court one for the Tigers. He was named to the 2016 All-SEC Second Team, which marked the second time in his career that he earned All-SEC honors. Daigle and doubles partner Boris Arias finished the season ranked 13th in the nation after compiling a 16-11 record overall after advancing to their second-straight NCAA Round of 16. Arias and Daigle were named ITA All-Americans in their second-straight season, which marked the first time in LSU history that a pair earned honors in back-to-back years.



Jorian Baucom

SOCCER

Jorian Baucom proved to be one of the most prolific strikers in college soccer throughout the 2015 season while scoring 15 goals in 22 appearances on the season to lead the Tigers back to the NCAA Tournament for the fifth time in program history. Among her 15 goals were a team-leading five game-winning goals, including a 1-0 win over 15th-ranked and eventual NCAA runner-up Duke. Baucom's performance earned her a First-Team All-SEC selection by the league's head coaches and a First-Team All-South Region selection by the National Soccer Coaches Association of America.

47 National Team Championships

Baseball (6)	1991, 1993, 1996, 1997, 2000, 2009
Men's Basketball (1)	1935
Boxing (1)	1949
Football (3)	1958, 2003, 2007
Men's Golf (5)	1940, 1942, 1947, 1955, 2015
Men's Indoor Track (2)	2001, 2004
Women's Indoor Track (11)	1987, 1989, 1991, 1993, 1994, 1995, 1996, 1997, 2002, 2003, 2004
Men's Outdoor Track (4)	1933, 1989, 1990, 2002
Women's Outdoor Track (14)	1987, 1988, 1989, 1990, 1991, 1992, 1993, 1994, 1995, 1996, 1997, 2000, 2003, 2008

132 SEC Team Championships

Baseball (16)	1939, 1943, 1946, 1961, 1975, 1986, 1990, 1991, 1992, 1993, 1996, 1997, 2003, 2009, 2012, 2015
Men's Basketball (10)	1935, 1953, 1954, 1979, 1981, 1985, 1991, 2000, 2006, 2009
Women's Basketball (3)	2005, 2006, 2008
Boxing (4) *	1935, 1938, 1939, 1940
Football (11)	1935, 1936, 1958, 1961, 1970, 1986, 1988, 2001, 2003, 2007, 2011
Men's Golf (16)	1937, 1938, 1939, 1940, 1942, 1946, 1947, 1948, 1953, 1954, 1960, 1966, 1967, 1986, 1987, 2015
Women's Golf (1)	1992
Gymnastics (1)	1981
Softball (5)	1999, 2000, 2001, 2002, 2004
Men's Swimming & Diving (1)	1988
Men's Tennis (4)	1976, 1985, 1998, 1999
Men's Indoor Track (4)	1957, 1963, 1989, 1990
Women's Indoor Track (12)	1985, 1987, 1988, 1989, 1991, 1993, 1995, 1996, 1998, 1999, 2008, 2011
Men's Outdoor Track (22)	1933, 1934, 1935, 1936, 1938, 1939, 1940, 1941, 1942, 1943, 1946, 1947, 1948, 1951, 1957, 1958, 1959, 1960, 1963, 1988, 1989, 1990
Women's Outdoor Track (13)	1985, 1987, 1988, 1989, 1990, 1991, 1993, 1996, 2007, 2008, 2010, 2011, 2012
Volleyball (5)	1986, 1989, 1990, 1991, 2009
Wrestling (4) *	1970, 1971, 1978, 1979

* discontinued sports

Overall NCAA Championships *	Overall Women's NCAA Championships (Division I only)
1. UCLA 112	1. Stanford 47
2. Stanford 109	2. UCLA 39
3. USC 102	3. North Carolina 30
4. Kenyon 60	4. LSU 25
5. Abilene Christian 57	5. Texas 23
6. Oklahoma State 51	
7. Penn State 48	
8. Texas 44	
Arkansas 44	
10. LSU 43	

* - The NCAA does not recognize champions from the Division I Football Bowl Subdivision

Top 20 Director's Cup Finishes 10 of the Last 11 Years

LSU has garnered a top-20 finish in the Learfield Sports Director's Cup standings in ten of the last 11 years.



2005-06	20th
2006-07	17th
2007-08	8th
2008-09	9th
2009-10	19th
2010-11	19th
2011-12	13th
2012-13	19th
2013-14	24th
2014-15	15th
2015-16	19th



ON THE PROWL

Mike the Tiger was recently ranked by ESPN as the best mascot in the SEC. Mike's habitat is one of the most visited attractions in the state of Louisiana, located in the shadows of the north endzone of Tiger Stadium.



MIKE THE TIGER

HISTORY OF MIKE

Few mascots in the country are as admired as Mike the Tiger. LSU's live Bengal mascot serves as the graphic image of all LSU athletic teams. The school has had six mascots, with the most recent, Mike VI, taking over the reign prior to the 2007 national championship football season.

The Bengal/Siberian mix, formerly known as "Roscoe," turned 11 on July 23, 2016. He was donated to LSU by Great Cats of Indiana in Idaville, Ind., a nonprofit sanctuary and rescue facility for big cats and other large carnivores. Mike VI passed away on October 11, 2016, at the age of 11 following his four-month battle with cancer.

Traditionally, Mike rides through Tiger Stadium in a travel trailer topped by the LSU cheerleaders before home games. Before the field parade, Mike is parked next to the opponent's locker room in the southeast corner of the stadium. Opposing players must make their way past Mike's trailer to reach their locker room.

It was believed that the Tigers would score a touchdown for every growl issued by Mike before a football game. For many years, Mike was prompted to roar by pounding on the cage. Objections of cruel punishment brought about the use of recorded growls to play to the crowd before



Trainer and namesake Mike Chambers with Mike I housed in City Park Zoo.

the games. That practice was discontinued shortly afterward.

In the mid-1980s, pranksters cut the locks on Mike IV's cage and freed him in the early-morning hours just days before the annual LSU-Tulane clash. Mike roamed free, playfully knocking down several small pine trees in the area, before being trapped in the Bernie Moore Track Stadium where police used tranquilizer guns to capture and return the Bengal Tiger to his home.

The incident was reminiscent of a kidnapping of Mike I many years ago by Tulane students before a Tiger-Green Wave battle.



Prior to kickoff, Mike the Tiger and the LSU cheerleaders parade around the field of Tiger Stadium.



1936-1956

MIKE I

The original Mike was purchased from the Little Rock Zoo in 1936 for \$750, with money contributed by the student body. Originally known as "Sheik" at the time of his purchase, his name was changed to Mike to honor Mike Chambers who served as LSU's athletic trainer when the first mascot was purchased. The first Mike was housed in the Baton Rouge Zoo for one year before a permanent home was constructed near Tiger Stadium. Mike I reigned for 20 years before dying of pneumonia.



MIKE'S HABITAT

In 2005, a new environment (above) was created for Mike that is 15,000 square feet with lush foliage, a large Live Oak tree, a beautiful waterfall and a stream evolving from a rocky backdrop overflowing with plants and trees. The habitat has, as a backdrop, an Italianate tower - a campanile - that creates a visual bridge to the Italianate architectural vernacular that is the underpinning of the image of the entire LSU campus. This spectacular habitat features state-of-the-art technologies, research, conservation and husbandry programs, as well as educational, interpretive and recreational activities. It is, in essence, one of the largest and finest Tiger habitats in the United States.



SNEAX DAY

On Dec. 11, 2008, a winter storm blanketed Baton Rouge that hadn't been seen in decades. The early white Christmas gave Mike VI a chance to relax and play in nearly two inches of accumulation.



1956-1958

MIKE II

The second Mike served a brief reign, lasting only through the 1957 season before dying of pneumonia in the spring of 1958. He was born at the Audubon Zoo in New Orleans and came to LSU on Sept. 28, 1956. The young tiger was held overnight in Tiger Stadium and unveiled Sept. 29, the opening day of the football season.



1958-1976

MIKE III

Just in time for the 1958 national championship season, Mike III was purchased from the Woodland Park Zoo in Seattle, Wash., following a "national search" by then-athletic director Jim Corbett. The student body contributed \$1,500 for the purchase of the tiger. Mike III served as mascot for 18 seasons, dying after the only losing season of his reign, as LSU posted a 5-6 record in 1975.



1976-1990

MIKE IV

Mike IV reigned over Tiger athletics for 14 years after being donated to the school by August A. Busch III from the Dark Continent Amusement Park in Tampa, Fla., on Aug. 29, 1976. Born on May 15, 1974, Mike's age and health were determining factors in his retirement to the Baton Rouge Zoo in 1990. Mike IV died of old age in March of 1995 at the age of 21.



1990-2007

MIKE V

Mike V was donated by Dr. Thomas and Caroline Atchison of the Animal House Zoological Park in Moulton, Ala. Dr. Sheldon Bivin of the LSU School of Veterinary Medicine traveled to Alabama and brought the baby tiger back to Baton Rouge. Born Oct. 18, 1989, the new tiger was introduced to LSU fans at a basketball game against Alabama in February of 1990. He officially began his reign on April 30, 1990, when he was moved into the tiger habitat across from Tiger Stadium. Mike V died on May 18, 2007, at the age of 17.



2007-2016

MIKE VI

Mike VI arrived on Aug. 25, 2007, thanks to the donation by Great Cats of Indiana. He was designated as the successor to Mike V on Sept. 8, when LSU played Virginia Tech. On Sept. 14, 2007, a ceremony was held to honor Mike V and dedicate the habitat to Mike VI. The Bengal/Siberian mix, formerly known as "Roscoe," reigned over a football national title in his first year and a 2011 SEC championship and perfect regular season. He was diagnosed with a rare form of cancer in May 2016 and underwent first-of-its-kind radiation treatment at Mary Bird Perkins Cancer Center at OLOL in Baton Rouge. He passed away at the age of 11 on Oct. 11, 2016.

LSU GREATS

The following ten individuals are the only athletes to have their jerseys retired by LSU. Men's basketball has retired the No. 23 for Pete Maravich, No. 50 for Bob Pettit, Jr., No. 33 for Shaquille O'Neal and No. 40 for Rudy Macklin. Women's basketball retired the No. 33 for Seimone Augustus. Football's only two retired jerseys are the No. 20 worn by Billy Cannon and the No. 37 worn by Tommy Casanova. Baseball retired the No. 15 in honor of longtime coach and former athletics director Skip Bertman, the No. 19 for Ben McDonald and the No. 36 for Eddy Furniss. Augustus became the first woman in LSU Athletics history to have her jersey retired in January 2010. Furniss joined the prestigious list in April 2016.



50 BOB PETTIT

Pettit led LSU to its first NCAA Final Four in 1953 and he later became the first player in NBA history to exceed the 20,000-plus point barrier. Pettit is a member of the NBA Hall of Fame, and in 1997, he was named as one of the top 50 players in NBA history.



23 PETE MARAVICH

"Pistol Pete," Maravich still holds the NCAA record for career points with 3,667 and for career scoring average with 44.2 points a game. He was selected the National Player of the Year in 1970 after leading the Tigers to the NIT Final Four. He scored 50-plus points an amazing 28 times. He went on to a 10-year professional career and was selected as one of the NBA's 50 greatest players in 1997.



20 BILLY CANNON

One of the true legends of college football in the South, Billy Cannon was the 1959 Heisman Trophy winner and helped the Tigers to the 1958 national title. Cannon's most memorable performance came in 1959 against Ole Miss when No. 1 LSU trailed No. 3 Ole Miss 3-0 in the fourth quarter. He fielded a punt, broke seven tackles and returned it 89 yards for the 7-3 victory. He went on to a successful 11-year professional career.



33 SHAQUILLE O'NEAL

Shaquille O'Neal was the first pick in the 1992 NBA Draft. He was named MVP of the league in 2000 and was a three-time NBA Finals MVP after leading the Los Angeles Lakers to three World Championships. At LSU, O'Neal averaged 21.6 points and 13.6 rebounds for his career, and in 1991, he was named the World's Amateur Athlete of the Year as well as SEC Athlete of the Year and National Player of the Year. In 1997, he was named as one of the top 50 players in NBA history.



15 SKIP BERTMAN

A legend in the college baseball ranks, Skip Bertman created a dynasty at LSU, guiding the Tigers to five national titles in a 10-year stretch from 1991-2000. He also coached the United States to a bronze medal at the 1996 Olympics in Atlanta and was an assistant on the gold medal-winning U.S. squad in Seoul, Korea, in 1988. Bertman retired from coaching following the 2001 season and served as LSU's athletics director for seven years. Bertman was inducted into the College Baseball Hall of Fame in 2006.



40 RUDY MACKLIN

Rudy Macklin was a two-time basketball All-American selection during his Tiger career from 1976-81 during which time he became LSU's all-time leading rebounder with 1,276 boards and the second-leading scorer in school history behind only the legendary Pete Maravich with 2,080 points. He led the Tigers to two Elite Eight appearances and the 1981 Final Four in Philadelphia. He still holds the school single-game rebound record with 32, a mark like some of the great records in any sport that may never be broken.

ABOUT LSU RETIRED JERSEYS

The retirement of the jerseys of Casanova, Furniss, McDonald, Macklin and Augustus comes under a new provision of the LSU jersey retirement bylaws that says the retirement of an athlete's jersey in a particular sport does not preclude a current student-athlete in that sport from wearing the jersey number in that or any other sport, subject to the discretion of the head coach. This provision applies only to jerseys retired after January 1, 2007, so the numbers worn by Maravich, Pettit, O'Neal, Cannon and Bertman may never again be worn by future student-athletes in their respective sports. To have a jersey retired at LSU, an athlete must have completed intercollegiate competition for LSU a minimum of five years prior to nomination. Athletes must have demonstrated truly unusual and outstanding accomplishments, exceeding and in addition to all criteria used for Hall of Fame selection. Nominees must have a unanimous vote of support from the Hall of Fame committee.



37 TOMMY CASANOVA

Tommy Casanova is the only three-time All-American in the history of LSU football and is a member of the College Football Hall of Fame. During his Tiger career from 1969-71, Casanova personified versatility for his myriad of talents as he played offense, defense, returned punts and kickoffs. One of just two three-time All-SEC performers at LSU, he played six seasons with the Cincinnati Bengals of the NFL while earning his medical degree.



19 BEN MCDONALD

Ben McDonald won the prestigious Golden Spikes Award, given annually to the nation's most outstanding player, in 1989 and is a member of the College Baseball Hall of Fame. He led LSU to two College World Series appearances. In 1989, McDonald was named National Player of the Year by Baseball America, The Sporting News and Collegiate Baseball. He was selected by the Baltimore Orioles as the No. 1 pick in the major league draft in 1989 and went on to enjoy a 10-year major league career with the Orioles and the Milwaukee Brewers.



33 SEIMONE AUGUSTUS

Seimone Augustus is the only women's basketball player in school history to earn State Farm Coaches Association All-America honors three times: 2004, 2005 and 2006. Augustus became LSU's first NCAA National Player of the Year, and she claimed the honor twice in 2005 and 2006. A 2006 graduate of LSU, Augustus was the 2012 WNBA Finals MVP after winning a world title. She also led the United States to Olympic gold medals at the 2008 Beijing and 2012 London Games.



36 EDDY FURNISS

Eddy Furniss enjoyed one of the best four-season stretches (1995-98) in college baseball history. Furniss is still the Southeastern Conference all-time leader in hits (352), home runs (80), RBI (308), doubles (87) and total bases (689). He was selected in the fourth round of the 1998 Major League Draft by the Pittsburgh Pirates and played five seasons in the minor leagues before retiring to concentrate on a career in medicine.

WORLD CLASS TIGERS



SYLVIA FOWLES

- Three-time All-American
- 2008, 2012 U.S. Olympic Gold Medalist
- WNBA Finals MVP (2015)



SUSAN JACKSON

- Three-time NCAA individual champion
- 2009-10 SEC Female Athlete of the Year



KIMBERLYN DUNCAN

- 2012 Bowerman Award winner
- Seven-time NCAA Champion
- 14-time track All-American



RICHARD THOMPSON

- Eight-time track All-American
- 2012 Olympic Silver medalist
- 2008 Olympic Silver medalist



DAVID TOMS

- Two-time SEC Golfer of the Year
- 2001 PGA Champion
- 13-time PGA Tour winner



PATRICK PETERSON

- Five-time NFL Pro Bowler (2011, '12, '13, '14, '15)
- Three-time NFL All-Pro (2011, '13, '15)
- NFL Record most punt return yards by a rookie in a season



SHAQUILLE O'NEAL

A four-time NBA champion and 15-time All-Star, Shaquille O'Neal was one of the most dominant centers in NBA history. He announced his retirement from the NBA in June 2010 after a brilliant Hall of Fame career and has since become a television analyst on TNT. One of the most quotable figures on the planet, O'Neal earned his bachelor's degree from LSU in December 2000. In 2011, he penned his own biography, "Shaq Uncut, My Story;" and then received his doctorate degree from Florida's Barry University in May 2012.

LOLO JONES

A three-time national champion hurdler at LSU, Lolo Jones continues to take the sporting world by storm. Jones became an inspirational figure as a two-time World Indoor Champion and the world record holder in the 60-meter hurdles with a time of 7.72. She competed in both the 2008 Beijing and 2012 London Olympic Games and became the first LSU athlete to ever grace the cover of Time Magazine in July 2012. A 2005 graduate of LSU, Jones is now a two-sport star. She was named to the U.S. National Bobsled Team that went on to claim gold at the 2013 FIBT World Championships and compete at the 2014 Winter Olympics.



PROMINENT LSU ALUMNI



EDUARDO AGUIRRE, JR.

Named the first Director of U.S. Citizenship and Immigration Services (USCIS) for the Department of Homeland Security in 2003, Aguirre, Jr., was the U.S. Ambassador to Spain from 2005 until 2009.



LOD COOK

Cook graduated from LSU with a bachelor's degree in mathematics in 1955 and then earned his Master's degree in petro engineering in 1955. Cook served as CEO of ARCO for nine years.



SEIMONE AUGUSTUS

A two-time NCAA Women's Basketball National Player of the Year, Augustus graduated from LSU in 2006. She is a two-time U.S. Olympic gold medalist and continues an All-Star pro career with the WNBA's Minnesota Lynx. She was named WNBA Finals MVP in 2012 after winning a WNBA title. She was selected to the 2016 U.S. Olympic team.



CARLOS ROBERTO FLORES

The president of Honduras from 1998-2002, Flores helped the nation recover after Hurricane Mitch devastated the country in 1998. Flores is married to the former Mary Carol Flake, also an alumnus of LSU.



JAMES CARVILLE

Carville received both a bachelor's degree and law degree from LSU and gained fame in the 1990s as the chief campaign strategist for Bill Clinton and Al Gore. Carville also penned a best-selling memoir titled "All's Fair: Love, War and Running for President."



JIM FLORES

Flores graduated with two bachelor's of science degrees; one in corporate finance in 1981 and the second in petroleum land management in 1982. Flores serves as both chairman and CEO of Flores and Rucks, Inc., a publicly held independent oil and gas company.

LSU's enrollment is more than 30,000 students, including more than 1,600 international students and nearly 5,000 graduate students.

Dr. Larry O. Arthur - AIDS researcher

Dr. Julian Bailes - expert in neurovascular disease. Chairman of the Department of Neurosurgery and Co-Director of the NorthShore Neurological Institute

John Ed Bradley - Former Sports Illustrated writer and novelist. Former LSU football player

Donna Brazile - Vice Chairwoman of the Democratic National Committee

John Breaux - U.S. Senator (1987-2005) and U.S. Congressman (1972-86) from Louisiana

Wil Calhoun - Executive Producer of television sitcom "Friends"

Cassandra Chandler - One of the Federal Bureau of Investigation's highest ranking African-American women as special agent in charge of the Norfolk Field office

"Lightning Joe" Lawton Collins - Chief of Staff for President Harry Truman

Bill Conti - Oscar-winning composer who has written theme music for several well-known movies, including "Rocky" and its sequels

Eric Arturo Delvalle - President of Panama (1985-1988)

Dr. Alexander William "Alex" Dunlap - Current chief veterinarian for NASA who is responsible for all NASA policies related to animal health and welfare

A. Wright Elliott - Retired executive vice president, Chase Manhattan Bank

Dr. John Elstrott - Chairman, Whole Foods Market

Graves Erskine - U.S. Marine Corps General in WWII

Maxime A. Faget - Designed Mercury and Gemini spacecrafts

Mary Carol Flake Flores - Former first lady of Honduras

Murphy "Mike" Foster, Jr. - Former governor of Louisiana (1996-2004)

Kevin Griffin - Lead singer of the platinum-selling rock band "Better Than Ezra"

Paul Groves - Award-winning tenor with the Metropolitan Opera

Reinosuke Hara - Former president and CEO of Seiko Instruments

Bill Harp - Television set decorator for series including "L.A. Law" and "The Carol Burnett Show"

Pat Bodin - Former CIO of Exxon Mobil

Walter Hitesman - Former president, Reader's Digest

Hubert Humphrey - U.S. vice president (1965-69)

Adrian Mitchell - Chief Financial Officer and Chief Operating Officer of Crate & Barrel

W. Vernon Jones - Senior Scientist for Suborbital Research, NASA headquarters

Catherine D. "Kitty" Kimball - In 2009, was sworn in as first female to serve as chief justice of Louisiana's highest court

Delos "Kip" Knight - President of U.S. Retail Operations for H&R Block

Harry J. Longwell - Former Executive Vice President and Director of Exxon Mobil

Ray Marshall - Secretary of Labor under President Jimmy Carter

James E. Maurin - Founding partner and CEO of Stirling Properties, a national real estate services firm

Jake Lee Netterville - Former Managing

Director of Postlethwaite & Netterville, the largest Louisiana-based public accounting firm
Edwin Newman - Former NBC News journalist and author

Carolyn Bennett Patterson - Former senior editor, National Geographic

J. Howard Ramin - Former CEO and Chairman of the Board, Texaco

Rex Reed - Drama critic, syndicated columnist

Maj. Gen. Thomas Rhome - Led 1st Infantry Division against Iraq during Persian Gulf War

Thomas O. Ryder - Chairman of the Board, The Reader's Digest Association

Steve Scalise - U.S. House Majority whip

Frances Seghers - Senior VP of Sony Entertainment European Community Affairs, which includes Sony Music, Sony Pictures and Sony Playstation

Dolores Spikes - Former President of the Southern University System and the University of Maryland-Eastern Shore

Bernette Joshua Johnson - Louisiana Supreme Court Chief Justice; one of the first African-American women to attend LSU law school

David Suarez - President and CEO of The Atlantic Company of America. Architect who restored the Washington Monument and the National Archives Building among others

Olympia Vernon - Award-winning author and recipient of an American Academy of Arts and Letters Award for her debut novel, Eden

Rebecca Wells - Author of the novel and film "Devine Secrets of the Ya-Ya Sisterhood"

Roger W. Jenkins - President and CEO of Murphy Oil Corporation



MIKE PAPAJOHN

The starting centerfielder on LSU's inaugural College World Series team in 1986, Mike Papajohn today is a prominent actor in Hollywood. Papajohn was the only actor to star in four \$150 million movies in the same calendar year, doing so in 2009. The LSU alumnus has appeared in blockbuster films: Spiderman, Terminator Salvation, For the Love of the Game and most recently in Jurassic World.

DR. JAMES ANDREWS

Arguably, the world's most renowned orthopedic surgeon for knee and shoulder injuries, Andrews is a 1963 graduate of LSU and a 1967 graduate of LSU Medical School. He has worked on numerous all-star athletes, including Michael Jordan, Drew Brees, Brett Favre and Albert Pujols. Andrews is also the founder of the American Sports Medicine Institute (ASMI).



SYLVIA FOWLES

Fowles was a two-time WBCA first-team All-American before her pro career with the WNBA's Chicago Sky and Minnesota Lynx. She was named the WNBA Finals MVP in 2015. Fowles was a member of U.S. Olympic Gold Medal teams in 2008 Beijing and 2012 London, and was chosen again in 2016 to represent USA Basketball for the Rio Olympics.



JOHN HAVENS

A 1978 LSU graduate in geology, Havens is president of Seismic Exchange (SEI) and vice-chairman of the Houston Astros. He is also owner of Cal-a-Vie Health Spa in San Diego that was voted the No. 1 destination spa by "Travel + Leisure" magazine in 2013.



MARY L. LANDRIEU

Landrieu became the first woman from Louisiana selected to a full term in the United States Senate in 1996. In 2014 she was appointed chair of the Senate Energy and Natural Resources Committee.



SUZANNE PERRON

A 1991 LSU graduate, Perron is a rising star in the design world having worked with top designers Vera Wang and Carolina Herrera. Perron has designed dresses for Hollywood stars Jennifer Lopez, Mariska Hargitay and Holly Hunter, among others.



MARTY SIXKILLER

Senior Technical Director for PDI/DreamWorks' movies "Antz," "Shrek," "Shrek 2," "Shrek the Third," "Madagascar" and "Over the Hedge".



DAVID STEINER

A 1982 LSU graduate, Steiner has served as the CEO of Waste Management since 2004. Under Steiner's leadership, the Houston-based company was named one of the World's Most Ethical Companies by Ethisphere in 2008.

LSU Athletic Hall of Fame

The LSU Athletic Hall of Fame is one of the most prestigious athletic clubs that recognizes only the best and brightest of LSU athletes. All student-athletes in the LSU Athletic Hall of Fame must have received their degree at LSU to be eligible.

In 2007, a category was added to allow coaches and administrators into the LSU Hall of Fame. That allowed both coaches Harry Rabenhorst and Dale Brown and trainer Dr. Marty Broussard to enter the prestigious hall.

Listing includes the members of the Hall of Fame involved in LSU Basketball:

Malcolm "Sparky" Wade -- Inducted in 1937

Joe Dean -- Inducted in 1953

Bob Pettit -- Inducted in 1954

Joe Bill Adcock -- Inducted in 1978

Bobby Lowther -- Inducted in 1978

Durand "Rudy" Macklin -- Inducted in 1990

Shaquille O'Neal -- Inducted in 2000

Dr. Martin J. Broussard (Athletic Trainer) -- Inducted in 2009

Harry Rabenhorst (Head Coach) -- Inducted in 2009

Frank Brian -- Inducted in 2013

Dale Brown (Head Coach) -- Inducted in 2013

Louisiana Sports Hall of Fame

To be a member of the Louisiana Sports Writers Hall of Fame is one of the greatest honors that could be bestowed on an athlete from this state or who has performed a portion of his career in this state. Each year's class continues to add to the prestige of the growing list of Hall of Fame inductees. The Hall of Fame ceremonies are conducted each June in Natchitoches at the Natchitoches Events Center just a block from the new multi-million dollar home of the Hall of Fame that opened in June 2013.

A total of 14 men and women who participated in the LSU basketball program either as players or coaches have been inducted in the Hall of Fame. In 2005, LSU's Durand "Rudy" Macklin, a member of the 1981 Final Four team and the No. 1 rebounder and No. 2 scorer in LSU men's history, along with late former LSU women's head coach Sue Gunter were inducted.

In 2009, the late Dr. Martin J. Broussard became the first athletic trainer ever inducted into the Louisiana Sports Hall of Fame.

This past year, LSU and NBA icon Shaquille O'Neal delighted a packed house for his induction ceremony.

The 14 LSWA Hall of Famers with their years of participation in LSU basketball in parenthesis:

Buddy Blair -- (F, 1933-35, member 1935 national champions), inducted 1981

Frank Brian -- (F, 1942-43; 1945-47, All-SEC 1943, 1946, two-time NBA All-Star), inducted in 1986

Dr. Martin J. Broussard -- LSU athletic trainer for six decades, inducted 2009

Dale Brown -- (Coach, 1972-96, 1981, 1986 NCAA Final Four; 1979, 1981, 1985, 1991 SEC Championships, all-time winningest coach at LSU, 448 wins), inducted in 1999

Joe Dean -- (F, 1949-52; TV Commentator, LSU Athletic Director, 1987-2000), inducted in 2001

Sue Gunter -- (Coach, LSU 1982-2004), inducted into Naismith Hall of Fame, Fall 2005, inducted in 2005.

Bobby Lowther -- (F, 1942-43; 1945-48, All-SEC 1946, All-American in 1946 in both basketball and track and field), inducted in 1995

Rudy Macklin -- (F, 1976-81, All-SEC 1977, '78, '80, '81, All-America 1981) Second leading scorer, first in rebounding, inducted in 2005.


Pete Maravich -- (G, 1967-70, three-time All-American, Division I all-time scorer), inducted in 1984

Shaquille O'Neal -- (C, 1989-92, SEC POY 1991, 1992; National Player of the Year 1991; All-American 1991, 92; NBA No. 1 pick, 1992), inducted in 2013

Bob Pettit -- (C, 1951-54, two-time All-American, 1953 Final Four member, 10-time NBA All-Star), inducted in 1973



Frank Brian speaks to crowd at 2013 LSU Athletic Hall of Fame banquet.



Dale Brown receives his LSU Hall of Fame award from Johnny Jones.

Harry Rabenhorst -- (Coach, 1925-42, '45-57, 1935 national championships, 1953 Final Four), inducted in 1970

Malcolm "Sparky" Wade -- (G, 1932-35, member 1935 national champions, first LSU All-American), inducted 1962

Joyce Walker -- (G, 1981-84, three-time Kodak All-American), inducted in 1997



Kenny Higgs with wife Jill receives his LABC Hall of Fame plaque at the 2011 induction ceremony.

Louisiana Association of Basketball Coaches

Formed in 1974, the LABC represents the colleges and universities of the state in an effort to promote basketball on all levels in Louisiana.

LABC Hall of Fame

- Mahmoud Abdul-Rauf** -- (G, 1988-90, played as Chris Jackson, NCAA all-time leading freshman scorer, All-American, 1989-90) -- inducted in 1998.
- Ricky Blanton** -- (F, 1984-86; 87-89, All-SEC 88, 89 ... Member 1986 Final Four team) -- inducted in 2010
- Frank Brian** -- (F, 1942-43; 45-47, All-SEC 1943, 1946, two-time NBA All-Star), inducted in 1987.
- Howard Carter** -- (G, 1979-83, member 1981 Final Four team), inducted 1994
- Dale Brown** -- (Coach, 1972-1997, winningest coach in LSU history), inducted 2005
- Joe Dean** -- (F, 1949-52), LSU Athletic Director, inducted 1985
- Kenny Higgs** -- (G, 1974-78); All-SEC, 1976-78, inducted 2011
- Jerry Reynolds** -- (F, 1982-85, All-SEC 1984, 1985), inducted 2003
- Durand "Rudy" Macklin** -- (F, 1976-78; 1979-81, member 1981 Final Four team, school's all-time leading rebounder), inducted 1987.
- Dick Maile** -- (F, 1962-65), inducted 2005
- Pete Maravich** -- (G, 1967-70, three-time All-American, Division I all-time scorer), inducted in 1977.
- Leonard Mitchell** -- (F, 1981-84, Member 1981 Final Four Team), inducted 2000
- Shaquille O'Neal** -- (C, 1989-92, two-time All-American, National Player of the Year, 1991), inducted 1998.
- Bob Pettit** -- (C, 1951-54, two-time All-American, 1953 Final Four member, 10-time NBA All-Star), inducted in 1976, charter inductee
- Harry Rabenhorst** -- (Coach, 1925-42, '45-57, 1935 national champions, 1953 Final Four), inducted in 1979.
- Don Redden** -- (F, 1982-86, member 1986 Final Four team), inducted 1993
- Roger Sigler** -- (F, 1953-57, All-SEC 1956, '57), inducted 1999
- Collis Temple, Jr.** -- (F, 1971-74), inducted 1995
- Malcolm "Sparky" Wade** -- (G, 1932-35, member 1935 national champions, first LSU All-American), inducted 1977

LABC Mr. Basketball Award


Given annually by the LABC to someone who has made a significant contribution to basketball in the state of Louisiana.

- Joe Dean** -- inaugural recipient in 1975
- Bob Pettit** -- recipient in 1976
- Dale Brown** -- recipient in 1988
- Shaquille O'Neal** -- recipient in 2000, L.A. Lakers
- Collis Temple, Jr.** -- recipient in 2015
- Jim Hawthorne** -- recipient in 2016

LABC Don Landry Award

Named in honor of the founder and first president of the LABC, given to someone who has rendered distinguished service and made a significant contribution to the LABC.

- Dale Brown** -- inaugural recipient in 1998.



Former LSU Basketball star Collis Temple, Jr. was the 2015 recipient of the LABC Mr. Louisiana Basketball Award, here with former LSU Basketball Coach Dale Brown and current Tiger head coach Johnny Jones.

LABC Bob Pettit Award

Given to the professional player of the year from Louisiana.

- Shaquille O'Neal** -- recipient in 1994, 1995, Orlando Magic
- Shaquille O'Neal** -- recipient in 2000, 2001, 2002, 2004 L.A. Lakers
- Shaquille O'Neal** -- recipient in 2005, 2006, 2007 Miami Heat.
- Marcus Thornton** -- recipient in 2010 New Orleans Hornets.

LABC Tommy Joe Eagles Memorial Award

Given to the college coach of the year in Louisiana

- Dale Brown** -- recipient in 1979, 1981, 1986, 1987
- John Brady** -- recipient in 2000, 2003, 2006
- Trent Johnson** -- recipient in 2009
- Johnny Jones** -- recipient in 2015

LABC Pete Maravich Memorial Award

Given to the major college player of the year in Louisiana

- Durand Macklin** -- recipient in 1981
- Don Redden** -- recipient in 1986
- Nikita Wilson** -- recipient in 1987
- Chris Jackson** -- recipient in 1989, 1990
- Shaquille O'Neal** -- recipient in 1991, 1992
- Stromile Swift** -- recipient in 2000
- Ronald Dupree** -- recipient in 2003
- Brandon Bass** -- recipient in 2005
- Glen Davis** -- recipient in 2006, 2007
- Marcus Thornton** -- recipient in 2009
- Tas Mitchell** -- recipient in 2010
- Jarell Martin** -- recipient in 2015
- Ben Simmons** -- recipient in 2016

Living Legends - SEC Tournament

- | | |
|--------------------------|------------------------|
| 1999 – Bob Pettit | 2008 – Frank Brian |
| 2000 – Durand Macklin | 2009 – Ethan Martin |
| 2001 – Joe Dean | 2010 – Ned Clark |
| 2002 – Ricky Blanton | 2011 – Howard Carter |
| 2003 – Pete Maravich | 2012 – Kenny Higgs |
| 2004 – Dale Brown | 2013 – Bert Hammink |
| 2005 – Bobby Lowther | 2014 – Chris Jackson |
| 2006 – Collis Temple Jr. | 2015 – Ronald Dupree |
| 2007 – Dick Maile | 2016 – Stanley Roberts |

Credential and Access Guidelines

LSU's goal is to disseminate information as widely, uniformly and fairly as possible using normally accepted media standards.

Media must meet the following guidelines in order to be granted credentials. Only media that meet the criteria and have approved the SEC Media Policy through the request of credentials on the LSU media site at LSUsports.net/media will be allowed to move forward on the credential site to request credentials and consideration for access to LSU Athletic events. No credential requests by media will be accepted by either email or phone, but must go through the credential site at LSUsports.net/media.

Past coverage and attendance at football games, football media luncheons, men's and women's basketball games, media sessions and baseball and softball games in the past 12 months will be taken into consideration for granting of credentials during the 2016-17 athletic year.

The number of credentials issued is limited by available resources. Due to space and facility restrictions, access, seat assignments in the press area as well as courtside photographers will be made on a space available basis. A CREDENTIAL DOES NOT NECESSARILY GUARANTEE A SEAT IN THE MEDIA SECTION.

General

Each Bearer must be and hereby represents that he or she is acting on a specific assignment for an accredited media agency and has a legitimate working function in connection with the Event attended. The credential is not transferable and may be revoked at any time.

The rights and privileges granted to Bearer may be terminated if any term or condition for use of the Credential is breached. The unauthorized use of the Credential subjects the Bearer to ejection from the Event.

While within the Event venue, Bearer shall, at all times adhere to the policies in place for the Event, abide by and respect access limitations, and accept and follow directions provided by the SEC or SEC member institution(s) hosting the Event.

Print

Daily newspapers are eligible to apply for credentials and access to media opportunities. The granting and number of credentials will be based on newspapers' circulation on a space available basis.

Membership in the Louisiana Press Association or membership in the Louisiana Sports Writers Association may be used in determining access to credentials. Weekly newspapers based on requests will be limited to non-conference games if space exists.

Specialty publications that cover college basketball or sports in the host site of the two participating schools are eligible to be granted on a space available basis.

Student newspapers from the city of the two teams are able to apply for credentials on the basis of a maximum of two press row seats for dailies and one press row seat for weeklies.

Television

Television stations that have nightly news broadcasts that originate in the locale of the station that includes sports coverage are eligible to apply for credentials. All other stations will be filled on a space available basis.

Student television stations from the two participating schools are eligible to apply on a space available basis.

The Credential confers on a Bearer a limited non-exclusive and non-transferable license (with no right of sublicense) to use broadcast video feeds of the Event only for regularly scheduled television newscast aired only on television (but not on any form of television available or viewable on the internet, except for a single, non-archived only simulcast by Bearer) within the period expiring at midnight on the seventh day after the Event and NO video used for such purposes shall exceed three minutes. Bearer may not broadcast any video of game action that is broadcast live until the Event has been completed.

Radio

National and regional networks are eligible to apply for credentials.

Radio stations that employ a full-time sports director or regularly airs sports news or locally-produced talk shows are eligible for apply for credentials. No talk show may have more than one credential and the maximum credentials a station may receive for a game, based on space availability, is two.

Unless short (10 to 30 second) live updates are allowed by the SEC or its member hosting the Event, radio stations that have not license right to the Event shall not broadcast any reports from the venue on a live basis or broadcast any live description of any Event while it is still in progress.

Internet

Internet sites of the home and visiting school (as determined by the Media Relations or Sports Information Director) are eligible to apply for credentials.

LSU's policy is to issue credentials only to those organizations whose primary purpose is to gather news and disseminating it and for which other commercial activities are ancillary.

Other internet sites must meet each of the following guidelines in addition to meeting the above criteria to be eligible to apply for credentials and access as determined on a space available basis.

- Web site must be a legal corporate entity.
- Web site must provide daily coverage of LSU or the visiting team with its own full-time staff of reporters, photographers and equipment.
- Web site must travel to and cover a majority of away games and all major post-season events.
- Web site must be accredited by the home university as working media.
- Web sites that sponsor message boards, message centers or chat room as their primary function where people are allowed to post anonymous information

will not be issued credentials.

- The maximum number of credentials that a web site may receive is two based on space available and the discretion of the media relations or sport information director.

Internet Use – Video and Audio

Upon execution of a separate agreement with terms and conditions governing the use thereof, Bearer will be afforded access to video and audio of broadcast Events for use on Bearer's official news website(s), at no premium or charge. Otherwise, except as specifically permitted herein (with respect to online, non-archived simulcasts), Bearer shall not post, place, distribute or make available video (or audio from broadcast feeds) of game action of any Event (including any Bearer Generated Video of game action of an Event) on or through the internet or any other new media distribution platform (i.e., any other platform other than print media or a form of television not available or viewable over the internet, except for non-archived simulcasts specifically permitted herein) including, without limitation, wireless handsets, podcasts, cell phones or PDAs.

Blogging

By acceptance and use of an LSU media credential, the holder agrees to the following conditions as established by LSU and the Southeastern Conference.

Blogging, including periodic updates of scores, statistics or other brief descriptions of the competition throughout the Event, is acceptable provided that the Bearer conforms to the blogging policies separately published by the SEC, as such policies may be revised from time-to-time. No Bearer may produce or disseminate in any form a real-time description or transmission of the Event in any manner that constitutes, or is intended to provide or is promoted or marketed as, a substitute for television or video coverage of such Event. Bearer agrees that the determination of whether a blog is a real-time description or transmission shall be made by the SEC in its reasonable discretion. If the SEC reasonably determines that a Bearer is producing a real-time description of the Event, the SEC reserves the right to pursue all available remedies against the Bearer and to revoke his Credential.

Unauthorized Use of Credentials

Press credentials will be issued to working press only. Press credentials are not transferable and use by anyone other than members of the working media is unauthorized. Press credentials used in an unauthorized manner will be revoked immediately. News organizations allowing unauthorized individuals to use credentials will have their credentials revoked for the remainder of the year.

All press credentials remain the property of the LSU Athletics Department and must be returned on request.

General Information on LSU Basketball Coverage

Entrance

The media entrance to the Pete Maravich Assembly Center is through the Northeast Corridor of the Maravich Center. The press workroom is located in that corridor. Access to the press room is limited to those with working credentials. A pre-game meal will be served approximately one hour before tipoff in the area across from the press room in the Northeast Corridor.

Parking

Media parking is located in lots near the Pete Maravich Assembly Center. Because of limited space, requests for parking should be made with credential requests. It should not be assumed that parking passes will be provided with all media credentials.

Satellite Trucks

Any outlet using a satellite truck must request satellite truck parking and must have the truck in place at least two hours prior to tipoff. All production and uplink trucks should contact Dreyfus Milstead, Director of the Maravich Center, 225-578-8205 regarding parking and Director of Television Kevin Wagner, 225-578-1797, regarding production truck power hookup.

Phone Lines

Those writers wishing personal phone lines at press row or in the press room should contact the AT&T Office in Baton Rouge (1-800-238-5501) with LSU Sports Information as the contact.

There are a minimum of four phone lines available for every game for writers in the press room.

Wireless Internet Access

Wireless Internet access is available in the press room and on press row of the Maravich Center. For information on how to access please ask LSU Basketball SID Kent Lowe.

Head Coach Johnny Jones

Coach Jones will be available for phone and in-person interviews on most non-game weekdays during the season. Please coordinate all requests for personal interviews with Coach Jones at least one day in advance through Kent Lowe in the LSU Athletic Communications Office at 225-578-8226.

Coach Jones will, based on the game schedule, make comments at a media session in the practice facility media room two days prior to a game. The sessions will take place prior to the team's practice. He will also take part in the SEC Teleconferences beginning in January. Contact the SEC Office for the phone number.

On the road, Coach Jones will generally not be available once the team leaves Baton Rouge.

Players

LSU players will be available in the media sessions scheduled before practice two days prior to the game as the schedule permits. Special interviews should be requested 48 hours in advance through the LSU Sports Information Office.

Phone interviews will be handled on a case-by-case basis. NO players will be available for interviews on the road prior to the game.

The team apartments, locker room and team areas of the practice facility are off limits to media representatives at all times.

Postgame

LSU abides by Southeastern Conference policy regarding equal access to all members of the working media.

The LSU locker room is closed to all media after all games, home and away. Requested players will be brought to the practice facility media room for a group press conference after the 10-minute cooling off period. Coach Johnny Jones will come to the media room after conducting his post-game radio network locker room. On the road, media members can visit with Jones outside the locker-room or in the home team's interview area if so requested.



Practices

Practices are closed to the media for the 2016-17 season, with the exception of the first 30 minutes on days of media sessions.

Key Phone Numbers

Athletic Communications: 225-578-8226
Athletic Department: 225-334-4578
LSU Sports Properties: 225-578-7169
Athletic Ticket Office: 225-578-2184
Radio: 225-578-1882
Television: 225-578-1797

The LSU Athletic Communications Office is located on the fifth floor of the LSU Athletic Administration Building in the west parking lot of Tiger Stadium.

Mailing Address

LSU Athletic Communications
Athletic Administration Building
Baton Rouge, La. 70803

Overnight Mailing Address

LSU Athletic Communications, Room 501
Athletic Administration Building
North Stadium Dr. at Nicholson Dr.
Baton Rouge, La. 70803

Other Important Info

Kent Lowe email: clowe@lsu.edu
Kent Lowe cell: 225-241-4360
Facebook: www.facebook.com/LSUBasketball
Twitter: @LSUBasketball, @LSUKent, @LSUCoachJones



Inside LSU Basketball

Inside LSU Basketball with Johnny Jones presented by Academy Sports + Outdoors provides a behind-the-scenes look into the LSU basketball program. Each week LSU head coach Johnny Jones breaks down highlights, provides in-depth analysis, and profiles the 2016-17 Tigers. Inside LSU Basketball is syndicated weekly (see affiliates list) throughout the state of Louisiana and across the south on Cox Sports Television and FOX Sports Net. Inside LSU Basketball debuts December 11, 2016, and runs through March 5, 2017.

2016-17 TV Affiliates

Baton Rouge	WBRT-TV (ABC), WBTR-TV Cox Sports Television, Cox 4
Alexandria	KLAX-TV (ABC)
Lafayette	KADN-TV (FOX)
Lake Charles	KLOC-TV
Monroe	KARD-TV (FOX)
New Orleans	WWL-TV (CBS)
Pensacola, FL	WFBD-TV
Shreveport	KSHV-TV
Pascagoula, MS	WKFK-TV
Regional	Cox Sports TV
Regional	FOX Sports Southwest

Affiliates are subject to change. Visit LSUsports.net/tvaffiliates to view weekly air dates by affiliate.

Video Productions



DAVID LANDRY
Director of Media Productions

David Landry begins his 10th season since returning to the Television Department in 2006. The Baton Rouge native spent 12 years in television production in the Baton Rouge area after serving as a full-time television producer for LSU Athletics from 1990-94. He was also involved in LSU Athletics television production from 1988-90 during his time as a student at the University.

Landry graduated from LSU in 1990 with a bachelor's degree in broadcast journalism. He is married to the former Kim Segura of Baton Rouge and has two sons, Patrick and John.



LEE SCIONEUX
Video Production Coordinator

Lee Scioneaux starts his third year working with LSU Sports Productions, bringing his 26 years of experience in video production and marketing.

Scioneaux started his career in 1991 working at a Baton Rouge based video production facility and then in 1998 co-founded and operated his own production operation.

In 2008, Scioneaux joined the corporate world as a marketing director focusing on online media & production.

A native of LaPlace, and a 1990 graduate in broadcast journalism at LSU, Scioneaux married the former Michele Doming of Lutchter and they have 3 children - Seth, Gabe, and Marie.



ANDREW FRANZELLA
Video Production Specialist

Andrew Franzella is in his second year with the LSU Sports Productions team where he serves as a Video Production Specialist. Franzella helps produce all six television coaches shows for LSU and creates original video content for LSU Athletics' social media

platforms.

Franzella and his wife, Lauren, are high school sweethearts from Mandeville, La. They both are LSU graduates who love living near the campus with their dog, Magnolia.

SEC Network



KEVIN WAGNER
Assistant Athletic Director
Network Operations

In April, 2014, Kevin Wagner was promoted to Assistant Athletic Director, Network Operations, and Wagner oversees the LSU Athletic Department's responsibilities for the SEC Television Network.

Included in those responsibilities is production of all live digital sports events originating at LSU for the SEC Network. Wagner will also oversee and coordinate all other TV production projects for the LSU Athletic Department.

For 25 years before his involvement with the SEC Network, Wagner served as the Executive Producer/Director for LSU's four major coaches' television shows and he coordinated video production for LSU's video scoreboards in Tiger Stadium, the Pete Maravich Assembly Center and Alex Box Stadium.

Wagner, 60, joined LSU's Television department as Assistant Coordinator in August of 1989, and was promoted to Coordinator of Electronic Media/Television in July of 1994.

A 1980 graduate of LSU in broadcast journalism, Wagner was a four-year Tiger letterman in diving (1975-79), earning All-Southeastern Conference honors in 1979 on the three-meter springboard.

A native of Houston with 38 years of TV production experience, Wagner and his wife Karen have two daughters - Allyson and Jennifer - and six grandchildren: Kaleigh, Randy, Conner, Tanner, Carson, and Kyndal.



JOHN SCHIEBE
Assistant Director
Network Operations

John Schiebe begins his 23rd season in the LSU Athletics Television Department. He came to LSU in August of 1994 from the University of Mississippi where he served as post-production supervisor in the

Teleproductions Center.

Schiebe served as a production assistant in Educational Television Services at Oklahoma State from 1984-87 before becoming a producer/director in Agricultural Communications at OSU from 1987-93 when he joined Ole Miss.

A 1986 graduate of Oklahoma State, he was born in Minneapolis, Minnesota and attended high school in Oxford, Mississippi.

Schiebe, who has been instrumental in videoboard direction in past years, is in his second year in the role assisting with production of athletic events in association with the SEC Network.

Schiebe is married to the former Mollie Clements of Memphis, Tenn., and they have two children, Tom and Pat.



LSU Athletics, like all 14 schools in the Southeastern Conference, built state-of-the-art control rooms and purchased HD camera equipment to provide the same quality coverage for events that viewers were used to for years on ESPN family of network events.



SEC Network

The first two years of the SEC Network have proven to be one of the most successful launches by a network in all of cable television. Plus, it has brought Southeastern Conference sports to audiences nationwide.

That was the vision when the SEC and ESPN signed a 20-year agreement through 2034 to create and operate a multiplatform network which launched on Aug. 14, 2014. The network and its accompanying digital platform carries SEC contest 24/7 including some 1,500 events each year.

The network televises 45 football games, more than 100 men's basketball games, 60 women's basketball games, 75 baseball games, and events from across the SEC's 21 sports annually.

Besides the volume of over the air events, thanks to commitment by athletic departments like LSU, all 14 schools built state-of-the-art control rooms and purchased HD camera equipment to provide the same quality coverage for events that viewers were used to for years on ESPN family of network events.

These events were made exclusively through the WatchESPN site as part of SEC Network+ on computers, phones and tablets, allowing fans anywhere and almost anytime to watch their favorite teams play their favorite sports.

The SEC Network has also become known for its studio show "SEC Now" and its "SEC Inside" show will focus on one basketball team each week during the season.





Coach Johnny Jones interviewed at the LSU practice facility media room.

Media EXPOSURE



Antonio Blakeney featured on the cover of The Sporting News preseason yearbook.



LSU Sports Radio Network Radio Network History

The LSU Sports Radio Network, a division of LSU Sports Properties, brings Tiger football to LSU fans and alumni around the world. With four 50,000-watt affiliates, three 100,000-watt FM stations and two clear-signal 50,000 watt AM stations, LSU Fighting Tiger Football is distributed by satellite throughout the South. The LSU Sports Radio Network is anchored by flagship WDGL Eagle 98.1 FM in Baton Rouge.

The LSU Sports Radio Network is one of the most progressive college radio networks in the country, utilizing an in-house radio studio to originate more than 250 live broadcasts of LSU football, men's and women's basketball, baseball and softball annually.

Eagle 98.1 is also the home of men's basketball and baseball. WYPY Talk 107.3 FM serves as a flagship station for women's basketball and softball.

In addition to live games, network programming includes a weekly live coaches' shows for football, men's and women's basketball, and baseball.



The Johnny Jones Radio Show is broadcast from T. J. Ribs on Acadian Thruway.

The Johnny Jones Show

The Johnny Jones Show, presented by Capital One Bank, a weekly one-hour radio program returns for the 2016-17 season. It is designed to give Tiger fans a chance to visit both live and by phone with LSU Coach Johnny Jones.

The show will be hosted this season by the Voice of the Tigers, Chris Blair. The show will be broadcast again this year from T. J. Ribs on Acadian Thruway.

Fans have the opportunity to come out and watch the show. There is also a call-in segment that features questions from listeners on the LSU Sports Radio Network, in the Geaux Zone at LSUsports.net and on Facebook.

The first show, with Coach Jones, is Nov. 28 and runs primarily on Mondays through the remainder of the regular season.



Coach Johnny Jones with long-time now retired, "Voice of the Tigers", Jim Harthorne.

2016-17 Radio Network Affiliates

CITY	SHOWS	CALL LETTERS	FREQ.
Baton Rouge (flagship)	BB, JJS	WDGL-FM	98.1
Alexandria	BB, JJS	KSYL-AM	970
Bogalusa	BB, JJS	WBOX-FM	92.9
Ferriday	BB, JJS	KFNV-FM	107.1
Jena	BB, JJS	KJNA-FM	102.7
Lafayette/Opelousas	BB, JJS	KLWB-FM	103.7
Lake Charles	BB, JJS	KXZZ-AM	1580
Leesville	BB, JJS	KJAE-FM	93.5
Morgan City	BB, JJS	KFRA-AM	1390
New Orleans	BB, JJS	WWL-AM	870
Ruston	BB, JJS	FRUS-AM	1490
Shreveport	BB, JJS	KWKH-AM	1130
Tylertown, Miss.	BB, JJS	WFCG-FM	107.3
Ville Platte	BB, JJS	KVPI-AM	1050
		BB	Ch. 199, 200, 201



BB – LSU Basketball Games; JJS – The Johnny Jones Show; Affiliates subject to change. Visit LSUsports.net/radioaffiliates for updates.

"Voice of the Tigers"



Chris Blair

Director of Radio Broadcasting/
Voice of the Tigers

Chris Blair enters his first basketball season as the "Voice of the Tigers" after joining the LSU Sports Network and calling his first season of baseball and football games at LSU.

Blair, Georgia Southern's radio voice for the past 10 seasons, was named in June 2015 as the next "Voice of the Tigers" and he officially joined the LSU Athletics Department on Dec. 7, 2015.

Blair's resume covers virtually all aspects of broadcasting, with broadcast management and marketing positions in Greenville and Columbia, South Carolina. Blair basically grew up inside a radio station, working at age 14 for his father, also a long-time broadcaster. His college broadcast experience includes working for the Clemson Tiger Sports Network and at Lander University.

Blair spent 10 years as play-by-play announcer for prep powerhouse Greenwood High School in South Carolina and handled the play-by-play for four state championship football games at Williams-Brice Stadium in Columbia, South Carolina.

Along with his play-by-play duties for Georgia Southern, Blair handled all the behind-the-scenes aspects with affiliate relations,



network marketing plans and overall sound presentation of GSU Athletics on the air and on the Internet. He also hosted the weekly coaches radio shows and was the host for the weekly television show for GSU basketball.

Blair, 42, is married to the former Amber Anders and they have two children, Crafton Christopher and Rivers Elisabeth.



**TIGER ATHLETIC
FOUNDATION'S**

members enhance the lives of every student-athlete on every team by providing financial support for programs and facilities that ensure the opportunity to win in the classroom, on the field, and in life.





Gymnastics Training Facility



Tennis Complex



Tiger Park



Football Operations Center

BECOME A MEMBER TODAY! • WWW.LSUTAF.ORG





the exclusive marketing and multimedia rights partner of **LSU** Athletics



TEAM LSU CORPORATE PARTNERS



TIGER PARTNERS



Your Louisiana BMW Centers
BMWcenters.com



FOR MORE INFORMATION REGARDING SPONSORSHIP OPPORTUNITIES WITH LSU ATHLETICS,
PLEASE CONTACT:

LSU Sports Properties
LSU Athletic Administration Building
Baton Rouge, LA 70803

225.578.8883



JARELL MARTIN
MEMPHIS GRIZZLIES
2nd Season




BRANDON BASS
L.A. CLIPPERS
12th Season


TIGERS IN THE NBA



TIM QUARTERMAN
PORTLAND TRAIL BLAZERS
1st Season



JORDAN MICKEY
BOSTON CELTICS
2nd Season



BEN SIMMONS
2016 NBA DRAFT NO. 1 PICK




JUSTIN HAMILTON
BROOKLYN NETS
3rd Season



GARRETT TEMPLE
SACRAMENTO KINGS
7th Season



MARCUS THORNTON
WASHINGTON WIZARDS
8th Season



2016-17 **LSU** BASKETBALL

EXHIBITION

NOV. 7 | 7 P.M.
vs. **REINHARDT**
EXHIBITION | SECN+

NOV. 12 | 1 P.M.
vs. **WOFFORD**
SECN+

NOV. 15 | 7 P.M.
vs. **SOUTHERN MISS**
SECN+

NOV. 18 | 7 P.M.
vs. **NORTH FLORIDA**
SECN+

BATTLE 4 ATLANTIS

NOV. 23 | 11 A.M.
vs. **WICHITA ST.**
BATTLE 4 ATLANTIS | ESPN2

NOV. 24 | TBA
vs. **LOUISVILLE OR
OLD DOMINION**
BATTLE 4 ATLANTIS | TBA

NOV. 25 | TBA
vs. **BATTLE 4 ATLANTIS**
BATTLE 4 ATLANTIS | TBA

NOV. 29 | 8 P.M.
vs. **HOUSTON**
SECN

DEC. 13 | 8 P.M.
vs. **N.C. CENTRAL**
SECN

DEC. 17 | 5 P.M.
vs. **TEXAS SOUTHERN**
SECN

DEC. 19 | 7 P.M.
vs. **CHARLESTON**
SECN+

DEC. 22 | 8 P.M.
@ **WAKE FOREST**
ESPNU

DEC. 29 | 8 P.M.
vs. **VANDERBILT** Ⓢ
ESPNU

JAN. 4 | 8 P.M.
@ **MISSOURI** Ⓢ
SECN

JAN. 7 | 2:30 P.M.
vs. **MISSISSIPPI ST.** Ⓢ
SECN

JAN. 11 | 7:30 P.M.
@ **TEXAS A&M** Ⓢ
SECN

JAN. 14 | 2:30 P.M.
vs. **ALABAMA** Ⓢ
SECN

JAN. 18 | 7:30 P.M.
@ **AUBURN** Ⓢ
SECN

JAN. 21 | 7:30 P.M.
@ **ARKANSAS** Ⓢ
SECN

JAN. 25 | 8 P.M.
vs. **FLORIDA** Ⓢ
SECN

SEC/BIG 12 CHALLENGE

JAN. 28 | 1 P.M.
@ **TEXAS TECH**
SEC/BIG 12 CHALLENGE | ESPNU

FEB. 1 | 8 P.M.
vs. **SOUTH CAROLINA** Ⓢ
SECN

FEB. 4 | 8 P.M.
vs. **TEXAS A&M** Ⓢ
ESPNU

FEB. 7 | 6 P.M.
@ **KENTUCKY** Ⓢ
ESPN

FEB. 11 | 7:30 P.M.
vs. **ARKANSAS** Ⓢ
SECN

FEB. 14 | 8 P.M.
@ **OLE MISS** Ⓢ
SECN

FEB. 18 | 2:30 P.M.
@ **ALABAMA** Ⓢ
SECN

FEB. 21 | 6 P.M.
vs. **AUBURN** Ⓢ
SECN

FEB. 25 | 5 P.M.
@ **GEORGIA** Ⓢ
SECN

MARCH 1 | 6 P.M.
vs. **TENNESSEE** Ⓢ
SECN

MARCH | 5 P.M.
@ **MISSISSIPPI ST.** Ⓢ
SECN

SEC TOURNAMENT

MARCH 8-12 | TBA
@ **NASHVILLE**
SECN, ESPN

HOME AWAY Ⓢ CONFERENCE GAME

ALL GAMES ARE INDICATED IN CENTRAL TIME AND ARE SUBJECT TO CHANGE.



BRANDEN JENKINS

MARSHALL GRAVES

REED VIAL

BRIAN BRIDGEWATER

KIERAN HAYWARD

SKYLAR MAYS

BRANDON EDDLESTONE

WAYNE SIMS