

LSU

BASKETBALL


2015-16

NCAA
TOURNAMENT APPEARANCES
1986 - 1987 - 1989
1990 - 1991 - 1992
2006 2009 - 2010
2013

TIM
QUARTERMAN

BEN
SIMMONS

KEITH
HORNSBY



A full-page photograph of Head Coach Johnny Jones standing on a basketball court. He is wearing a dark suit, a white shirt, and a striped tie. He is holding a basketball with the LSU logo on it. The background shows a large crowd of spectators in a gymnasium.

HEAD COACH
JOHNNY JONES
FOURTH SEASON

61 WINS – more victories than
any LSU basketball coach in first
3 years as head coach

TWO TOP 5 RECRUITING CLASSES

*First LSU Coach to take team
TWICE to post-season play in
school history.*

21 YEARS A PART OF LSU BASKETBALL

Player (1980-84)

Assistant Coach (1984-97)

Head Coach (2012-present)

MARAVICH CENTER

THE HOME OF LSU BASKETBALL

It starts on a driveway ...
Maybe a dirt lot ...
It might be a building ...
Some place with a goal.
There's a boy with a ball ...
Dreaming the last shot falls ...
And he becomes a Purple & Gold Legend.

WADE. LOWTHER. PETTIT. MARAVICH.
MACKLIN. JACKSON. O'NEAL. DAVIS.

**THE 2015-16 TIGERS ARE WAITING.
DREAMERS WHO WILL MAKE THE "DEAF DOME" ROAR!**





JOHNNY JONES & LSU BASKETBALL

He knows the program because he has lived the program. A player, an assistant coach and now for a fourth year, the head coach. He went to the NCAA Final Four as a player. He helped coach teams that went to the Final Four and other post-season options. Now as head coach at LSU, he is the first LSU coach to take two teams to postseason play in the first three years on the job.

61 wins in three years. No one has done that at LSU in their first three years. He has lived up to the praise he has been given:

“Any player in this nation would want to play for Coach Johnny Jones because he’s a player’s coach and a man of his word. My three years at LSU were the best three years of my life, and he was part of my development that I will never forget. Now that I have received my doctorate degree, this doctor prescribes LSU and Coach Jones to make their dreams come true.”

**LSU All-American, Former NBA Superstar,
Dr. Shaquille O’Neal**

“Coach Jones has a real good plan set up for where he wants to be as going far in the tournament and preparing me to be a better person and a better player.”

LSU Basketball Player Tim Quarterman

“He has pride about this place (LSU). He brings that to his players.”

**Former LSU Basketball Player and Current Milwaukee
Buck Johnny O’Bryant III**

“(Johnny Jones) is a passionate leader who knows how to win. He has proven he’s a championship coach. Furthermore, his strong ties to the Tiger program as both an outstanding player and assistant coach under Dale Brown will be vital in reestablishing LSU Basketball as a national power.”

Mike Krzyzewski, Duke Head Coach

“Johnny is a people person. He can walk in a room full of people and know everyone’s name before he leaves.”

Durand “Rudy” Macklin, former LSU All-American

“We all have much more than a basketball coach. We have a person with integrity, humor, superb work ethic, strong-willed, a unifier, a disciplinarian, and a bright and pleasant gentleman. There is no down side with ‘The Bullet’ from DeRidder.”

Dale Brown, former LSU Head Basketball Coach

“[Johnny Jones] knows the landscape of college basketball recruiting in the state. He brings instant credibility to the movers and shakers in high school and AAU basketball. The Golden Era of LSU basketball is back with Johnny Jones as Head Coach.”

Tim Brando, Fox Sports Personality

IN HIS OWN WORDS

“I’m part of a program that has gotten into the business of cutting down nets, hanging banners, ordering championship rings and watching kids walk across the stage with a degree in hand. That is program building, and I think that is what people have a chance to get excited about. That is the mission I am on here at LSU.

“We’re going to push it, but it is going to be organized and not just chaos. We’re going to make sure we take good shots, and be under control, but we will play fast and we will do that with a passion. On the other end, we will defend the rim. We will make sure that we are guarding people, making them play over the top of us and forcing them to shoot low percentage shots.

“I want to make sure that we put the type of product on the floor that our fans really want to buy into. They want to come and have that passion again in terms of pulling for that basketball team. We will play extremely hard. We are going to play intelligent, and we’re going to play together. I think that when you unite guys like that, guys have an understanding and they understand it is not about ‘I’. It is about ‘we’.”

Head Coach Johnny Jones





LSU BASKETBALL

DOWN UNDER

To paraphrase the song they “come from a land down under” ...

Well, if anyone on the LSU basketball program wanted to know about the land where Ben Simmons and Darcy Malone spent a good portion of their young lives, LSU’s August 2015 trip to Australia was their opportunity.

It was a homecoming for Simmons and Malone, but more importantly it was a chance for this LSU basketball team to get a head start on the 2015-16 season and learn what works, what needs to be worked on, and establish the chemistry needed to move forward.

That’s why the foreign trip availability every four years, if strategically used, can be a big benefit. LSU

headed into October practice with 10 days of practices prior to leaving, to work on plays, strategy and defensive sets. Five games in Australia gave them 200 minutes of video that will show them what worked and what was exposed by opponents. All useful things that put this team ahead of other teams when fall work began. It is good to have the ability to travel in a year the team is young and has to replace two NBA draft picks.

LSU was 3-2 in the five games – three against National Basketball League teams and two professional all-star squads that proved to be very good as well. LSU lost a narrow decision to the Sydney Kings, but that game helped LSU win games three and four on the tour. The team left Australia certainly with more positives than negatives.



It was all part of the reason that making the long trip to Australia was a good decision in terms of quality of play. LSU's win in Brisbane against the Queensland All-Stars, when they scored the final three points for a 91-88 win, was a good one and showed that they learned from the loss to Sydney. The Australian players were older, more experienced players and that added to their edge. They knew how to hand check and make life miserable for LSU. The Tigers had to work through this as their efforts drew many fouls in the game with Sydney and the first game with Melbourne, which resulted in a great disparity of foul shots.

Simmons was a rock star in his homeland, and Malone had people cheering and wanting to see him. Thanks to

his two-wheeler, Simmons found a new way to get out of buildings quicker and escape the crowds that all wanted a piece of him.

Oh yea, the trip. It was exciting to see a part of the world, to see kangaroos and koalas, and to see some differences on that side of the world. There wasn't always CNN or ESPN available, but there was Fox Footy for those Australian Rules football games. The Hawthorn FC had the team out for a game in Melbourne and that was pretty exciting as well.

The trip to the wildlife refuge in Sydney was special as was the cruise around the sights in Sydney. To see the team gather for trips to sightsee for dinner was nice and there hasn't been a more spectacular setting for a

press conference when Coach Johnny Jones, Simmons and Malone held their session on the roof of the Holiday Inn Sydney with the harbor and the Sydney Opera House in the background. That was pretty spectacular.

The first night in Newcastle we all marveled when the PA played the recording of the Australian anthem and the crowd sang the anthem. Together. On Key. Loud. It was one of those goose bump moments.

Then there was the game at Dandenong Stadium, outside Melbourne when LSU defeated United in the first meeting. The place was packed but it seemed to be more a neutral site game as the cheers for LSU were just as loud as they were for Melbourne. Some 2,200 were jammed in attendance but even more amazing was that elsewhere in this big athletic venue adult and youth

recreation league games were taking place. This facility even had indoor sand volleyball courts.

To think about the music and smoke and fire at some NBA games and that was the atmosphere at Hisense Arena for the finale. There was so much smoke and fire in the pregame I thought they were going to have to open the retractable roof for a few minutes. Amazing to see what they can do with a venue that we, as Americans, think of as only a venue for Australian Open tennis.

The trip was enjoyable in so many ways. Most importantly, it was the first steps in an LSU Basketball journey. It's still a work in progress. There is much work and a much longer journey lies ahead.



Australia Tour Schedule of Exhibition Games

LSU def. Newcastle All-Stars

at Newcastle Basketball Stadium in Newcastle, 89-75

LSU lost to Sydney Kings (NBL)

at Brydens Stadium at University of Sydney, 97-95

LSU def. Queensland All-Stars

at NAB Basketball Stadium in Brisbane, 91-88

LSU def. Melbourne United

at Dandenong Stadium in Melbourne, 97-89

LSU lost to Melbourne United

at Hisense Arena in Melbourne, 82-64



Table of Contents/Credits

Intro

- 1 Maravich Center
- 2 Johnny Jones Basketball
- 3 LSU Basketball Down Under
- 8 Contents/Credits
- 9 Quick Facts
- 10 2015-16 Schedule/2014-15 Results
- 11 2015-16 Roster
- 12 Season Preview

This is LSU

- 16 Championship Basketball
- 18 NCAA Final Four Legacy
- 19 1935 National Championship
- 20 1981 NCAA Final Four – 35 years ago
- 21 1986 NCAA Final Four – 30 years ago
- 22 2006 NCAA Final Four – 10 years ago
- 23 Final Four Coaches - Harry Rabenhorst
- 24 Final Four Coaches - Dale Brown
- 25 Final Four Coaches - John Brady
- 26 Championship Teams
- 28 All-Americans, SEC Players of the Year
- 29 Bob Pettit
- 30 Pete Maravich
- 31 Shaquille O'Neal
- 32 Durand "Rudy" Macklin
- 33 First-Team All-Americans
- 35 All-Century Team
- 36 Awards: Simmons, Brown, O'Neal
- 38 Cox Academic Center for Student-Athletes
- 42 Pete Maravich Assembly Center
- 44 Maravich Center W-L/Attendance
- 46 LSU Practice Facility
- 50 Strength and Conditioning
- 52 Athletic Training
- 54 Community Outreach
- 56 Tigers in the NBA
- 62 National Spotlight/SECN
- 64 LSU Greats
- 66 Prominent Alumni
- 68 Mike The Tiger
- 69 Cheerleaders/Tiger Girls

The Tigers

- 70 Antonio Blakeney
- 71 Brian Bridgewater
- 73 Brandon Eddlestone
- 74 Aaron Epps
- 76 Josh Gray
- 78 Keith Hornsby
- 80 Darcy Malone
- 82 Jalyn Patterson
- 84 Tim Quarterman
- 86 Elbert Robinson III

- 88 Brandon Sampson
- 89 Ben Simmons
- 90 Henry Shortess
- 91 Craig Victor II
- 92 Radio-TV Roster

Coaches

- 93 Coaches of the SEC Era
- 94 All-Time Coaching Records
- 95 Head Coach Johnny Jones
- 102 Assistant Head Coach David Patrick
- 103 Associate Coach Brendan Suhr
- 104 Assistant Coach Al Pinkins
- 105 Director of Ops Charlie Leonard
- 106 Ronald Dupree/Zach Kendrick
- 107 Shawn Eddy/Rick Lefebvre
- 108 Brittany Carvalhido/Support Staff
- 109 Tipoff Club/"L" Club

Review

- 110 2014-15 Season Review
- 112 2014-15 Box Scores
- 118 2014-15 Season Statistics
- 119 2014-15 Scoreboard
- 120 2014-15 Superlatives
- 121 2014-15 Game-by-Game Statistics
- 122 2014-15 Starting Lineups

Preview

- 123 Opponents
- 127 Postseason Schedule/Travel Plans
- 128 Series Record vs. 2015-16 Opponents
- 129 2016 SEC Tournament

Records

- 131 School Records
- 135 Miscellaneous Records
- 139 Maravich Center Records
- 140 Individual Career Records
- 141 Individual Single-Season Records
- 142 Individual Single-Game Records
- 143 Opponent Individual Game Records
- 144 Team Game Records
- 145 Team Season Records
- 146 Opponent Team Season Records
- 147 Records by Class
- 158 Yearly Leaders
- 151 1,000-Point Club
- 153 500-Rebound Club
- 154 200-Assist Club
- 155 100-Steal Club
- 156 30-Plus Pts./15-plus Rebs/10-plus Asst.
- 161 SEC Tournament Records

- 162 NCAA Tournament Records
- 163 NIT Records
- 164 Yearly Records/Milestones
- 165 Home-Away-Neutral/Win Streaks
- 166 Year-by-Year-Results

History

- 177 Series Records
- 186 Regular Season Tournaments
- 188 Records vs. Conferences
- 189 LSU in The Post-Season
- 193 LSU in the Polls
- 196 Year-by-Year Statistics
- 201 Starters by Year
- 202 100-Point Games
- 203 Overtime Games
- 204 Comeback Wins
- 205 All-SEC Teams
- 207 Academic SEC/All-SEC Tournament
- 208 Lettermen
- 211 LSU by the Jersey Numbers
- 214 Louisiana Awards

LSU

- 216 LSU Board of Supervisors
- 217 President/Faculty Rep
- 218 Vice-Chancellor AD Joe Alleva
- 219 Athletics Administration
- 221 Communications Department
- 222 Media Guidelines
- 223 LSU Sports Radio Network
- 224 LSU Sports TV Network
- 225 Jim Hawthorne Tribute
- 226 LSU Sports Properties
- 227 Tiger Athletic Foundation
- 228 LSUsports.net/Connect

Credits

Editor
C. Kent Lowe

Layout & Design

Krystal Faircloth, Hannah Boutwell, Mallory Bourgeois, Elizabeth McCulla

Assistant Editors

Bill Franques, Michael Bonnette, Alissa Cavaretta, Katie O'Brien, Erika Goulas

Photography

Steve Franz, Chris Parent, Hilary Scheinuk, Martin McCallister, Jim Zeitz, Eddy Perez, Bill Feig, NBA Photos (Andrew Bernstein, Sam Forenich, Glenn James, Kim Stallknecht, Steve Waltman, Jeff Vinnick).

Printing

United Graphics Inc.



©Copyright Louisiana State University
The 2015-16 LSU Basketball Media Guide was written by the LSU Communications Office and designed by the LSU Creative Services Office. All text and photo content is property of Louisiana State University and LSU Athletics and cannot be reproduced without permission from the LSU Communications Office.

Media Guides

LSU Media Guides can be either preordered with your season ticket order form or online at www.LSUsports.net/mediaguides. Guides also can be purchased from LSU SportShop located on North Stadium Drive.



LSUsports.net

As the Official Web Site of LSU Athletics, LSUsports.net provides complete and up-to-the-minute information about all 20 of LSU's varsity athletic teams to both fans and media around the nation.

LSU Men's Basketball Coaching Staff

NAME	POSITION	ALMA MATER	YEAR AT LSU
Head Coach:	Johnny Jones	LSU, '85	4th year at LSU
Assistant Head Coach:	David Patrick	Louisiana-Lafayette, '12	4th year at LSU
Associate Coach:	Brendan Suhr	Montclair State, '73	1st year at LSU
Assistant Coach:	Al Pinkins	NC State, '98	1st year at LSU
Director of Operations:	Charlie Leonard	Christian Brothers, '75	4th year at LSU
Student-Athlete Development:	Ronald Dupree	LSU, '15	2nd year at LSU
Basketball Trainer:	Shawn Eddy	West Virginia, '94	11th year men's (20th overall)
Strength & Conditioning:	Rick Lefebvre	Wisconsin-Stevens Point, '03	4th year at LSU
Video Coordinator:	Zach Kendrick	LSU, '10	5th year at LSU
Administrative Assistant:	Brittany Carvalhido	Oklahoma St. '05	6th year men's (8th at LSU)

Basketball Facts

Head Coach:	Johnny Jones
Alma Mater/Year:	LSU, '85
Career Record:	266-197
Years as Head Coach:	Entering 16th year
Years at LSU:	Entering 4th year
LSU's 2014-15 Record:	22-11 overall, 11-7 SEC (Tie 3rd)
Assistant Head Coach:	David Patrick
Associate Coach:	Brendan Suhr
Assistant Coach:	Al Pinkins
Director of Operations	Charlie Leonard

University Facts

Location:	Baton Rouge, La.
Founded:	1860
Enrollment:	30,451
Nickname:	Tigers or Fighting Tigers
Colors:	Purple and Gold
Print specifications:	Purple-PMS 268, Gold-PMS 123
Mascot:	Mike VI (live Bengal tiger)
Arena:	Pete Maravich Assembly Center
Capacity:	13,215
Year Opened:	1972
All-Time Record in PMAC:	512-178 (44 years)
Conference:	Southeastern
Band:	Bengal Brass Basketball Band

University Administration

President/Chancellor:	Dr. F. King Alexander (St. Lawrence, '87)
Faculty Representative:	Dr. Bill DeMastes (Georgia, '79)

Athletics Department

Vice-Chancellor/AD:	Joe Alleva (Lehigh, '75)
Sr. Assoc. AD/Operations:	Verge Ausberry (LSU, '90)
Sr. Assoc. AD/Business:	Mark Ewing (LSU, '78)
Sr. Assoc. AD/Sr. Woman Administrator	Miriam Segar (LSU, '94)
Sr. Assoc. AD/Compliance, Planning:	Bo Bahnsen (LSU, '82)
Sr. Assoc. AD/Facility Management	Ronnie Haliburton (LSU, '90)
Sr. Assoc. AD/Internal Affairs, Development	Eddie Nunez (Florida, '98)
Assoc. AD/Ticket Manager:	Brian Broussard (LSU, '93)
Assoc. AD/Facilities, Proj. Development:	Emmett David (LSU, '82)
Assistant AD/Compliance	Blair Napolitano (LSU, '05)
Assistant AD/Marketing:	Mathew Shanklin (UNCW, '88)
Assistant AD/Fiscal Operations:	Neal Lamonica (LSU, '98)
Assistant AD/Event Management:	David Taylor (UTEP, '99)
Assistant AD/Television Operations	Kevin Wagner (LSU, '80)

Communications

Associate AD/Communications:	Michael Bonnette (LSU, '93)
Senior Associate Director (Basketball):	Kent Lowe (LSU-Shreveport, '79)
Senior Associate Director:	Bill Franques (LSU, '85)
Associate Director:	Will Stafford (LSU, '06)
Associate Director:	Jake Terry (LSU, '08)
Associate Director:	Clyde Verdin (Nicholls State, '08)
Creative Services Director:	Krystal Faircloth (LSU, '06)
Graphic Design Coordinator:	Hannah Brinks (Alabama, '11)
Staff Photographer:	Steve Franz (LSU, '93)
Administrative Specialist:	Pam LeBlanc

LSU Sports Radio Network

Director of Broadcasting:	Jim Hawthorne (Northwestern St., '67)
---------------------------	---------------------------------------

LSU Sports Television Network

Director of Television Operations:	Kevin Wagner (LSU, '80)
Assistant Director Television Operations:	John Schiebe (Oklahoma St., '86)



Director of Media Productions:	Dave Landry (LSU, '90)
Production Manager, Television:	Lee Scioneaux (LSU, '90)
Video Production Specialist:	Andrew Franzella (LSU, '14)

Interactive

Director of Multimedia:	Todd Politz (LSU, '99)
-------------------------	------------------------

Media Information

Men's Basketball SID:	Kent Lowe
SID Office Phone:	225-578-8226
Lowe's Office Phone:	225-578-1864
Lowe's Cell Phone:	225-241-4360
Lowe's E-Mail Address:	clowe@lsu.edu
Lowe's Twitter:	@LSUkent
LSU website:	www.LSUsports.net
Press Row Phone:	225-578-8226
SID Mailing Address:	Athletics Administration Building Baton Rouge, LA 70803
Overnight Address:	Fifth Floor, Athletics Administration Building Nicholson Drive and North Stadium Drive Baton Rouge, La. 70894

Athletics Phone Directory (225 area code)

Athletics Department:	578-8100
Athletics Director:	578-3600
Senior Women's Administrator:	578-1888
Student Services:	578-4100
Marketing and Promotions:	578-6629
Internal Operations:	578-6603
Business Office:	578-6783
Ticket Office:	578-2184
Men's Basketball Office:	578-8217

 /LSUBasketball
 @LSUBasketball, @LSUCoachJones

2015-16 LSU Basketball Schedule

DATE	OPPONENT	SITE	TIME
Fri., Nov. 13	MCNEESE STATE (ESPNU)	BATON ROUGE	8 p.m.
LEGENDS CLASSIC			
Mon., Nov. 16	KENNESAW STATE (ESPNU)	BATON ROUGE	8 p.m.
Thurs., Nov. 19	SOUTH ALABAMA (SECN)	BATON ROUGE	8 p.m.
Mon., Nov. 23	vs. Marquette (ESPN2)	Brooklyn, N. Y.	6 p.m.
Tues., Nov. 24	vs. NC State/Arizona St. (ESPN2/U)	Brooklyn, N.Y.	TBA
Mon., Nov. 30	at Charleston	Charleston, S.C.	6 p.m.
Wed., Dec. 2	NORTH FLORIDA (SECN+)	BATON ROUGE	7 p.m.
Sun., Dec. 13	at Houston (ESPNU)	Houston, Texas	7 p.m.
Wed., Dec. 16	GARDNER-WEBB (SECN)	BATON ROUGE	6 p.m.
Sat., Dec. 19	ORAL ROBERTS (SECN)	BATON ROUGE	7 p.m.
Tues., Dec. 22	AMERICAN (SECN)	BATON ROUGE	7 p.m.
Tues., Dec. 29	WAKE FOREST (SECN)	BATON ROUGE	7 p.m.
Sat., Jan. 2	*at Vanderbilt (ESPN2)	Nashville, Tenn.	8 p.m.
Tues., Jan. 5	*KENTUCKY (ESPN)	BATON ROUGE	8 p.m.
Sat., Jan. 9	*at Florida (CBS)	Gainesville, Fla.	TBA
Wed., Jan. 13	*OLE MISS (ESPN2)	BATON ROUGE	8 p.m.
Sat., Jan. 16	*ARKANSAS (SECN)	BATON ROUGE	7:30 p.m.
Tues., Jan. 19	*at Texas A&M (ESPN)	College Station, Texas	8 p.m.
Sat., Jan. 23	*at Alabama (ESPNU)	Tuscaloosa, Ala.	1 p.m.
Tues., Jan. 26	*GEORGIA (ESPN/U)	BATON ROUGE	8 p.m.
SEC/Big 12 CHALLENGE			
Sat., Jan. 30	OKLAHOMA (ESPN)	BATON ROUGE	TBA
Tues., Feb. 2	*at Auburn (ESPN/U/SECN)	Auburn, Ala.	6 p.m.
Sat., Feb. 6	*MISSISSIPPI STATE (ESPN2)	BATON ROUGE	5 p.m.
Wed., Feb. 10	*at South Carolina (ESPN2)	Columbia, S.C.	6 p.m.
Sat., Feb. 13	*TEXAS A&M (CBS)	BATON ROUGE	Noon
Wed., Feb. 17	*ALABAMA (SECN)	BATON ROUGE	8 p.m.
Sat., Feb. 20	*at Tennessee (ESPN)	Knoxville, Tenn.	4:30 p.m.
Tues., Feb. 23	*at Arkansas (ESPNU/SECN)	Fayetteville, Ark.	6 p.m.
Sat., Feb. 27	*FLORIDA (ESPN/2)	BATON ROUGE	TBA
Tues., March 1	*MISSOURI (SECN)	BATON ROUGE	8 p.m.
Sat., March 5	*at Kentucky (CBS)	Lexington, Ky.	1 p.m.
SEC TOURNAMENT			
March 11-15	TBD (SEC Network, ESPN)	Nashville, Tenn.	TBA

Home games in CAPS • Times are Central and Subject to Change

*denotes SEC Games SECN+ = Digital Broadcast

2014-15 LSU Basketball Results

DATE	OPPONENT	SCORE	PAID ATT.
Nov. 15	GARDNER-WEBB	W, 93-82	6745
Nov. 18	TEXAS TECH	W, 69-64 OT	8010
Nov. 21	vs. Old Dominion (Paradise Jam)	L, 61-70	1910
Nov. 22	vs. Weber State (Paradise Jam)	W, 72-58	1968
Nov. 24	vs. Clemson (Paradise Jam)	L, 61-64	1342
Nov. 29	MCNEESE STATE	W, 83-72	7034
Dec. 2	MASSACHUSETTS	W, 82-60	6962
Dec. 4	at #16 West Virginia	W, 74-73	10802
Dec. 13	SAM HOUSTON STATE	W, 76-67	7296
Dec. 18	at UAB	W, 79-70	6054
Dec. 22	CHARLESTON	W, 71-47	7808
Dec. 29	SOUTHERN MISS	W, 87-67	9089
Jan. 3	SAVANNAH STATE	W, 75-59	7657
Jan. 8	at Missouri	L, 67-74 OT	7509
Jan. 10	GEORGIA	W, 87-84 2OT	9217
Jan. 14	at Ole Miss	W, 75-71	7030
Jan. 17	TEXAS A&M	L, 64-67	10278
Jan. 20	at Florida	W, 79-61	10160
Jan. 24	at Vanderbilt	W, 79-75 OT	9392
Jan. 28	SOUTH CAROLINA	W, 64-58	9518
Jan. 31	at Mississippi State	L, 67-73	6657
Feb. 5	AUBURN	L, 77-81	8672
Feb. 7	ALABAMA	W, 71-60	10355
Feb. 10	#1 KENTUCKY	L, 69-71	13997
Feb. 14	at Tennessee	W, 73-55	16051
Feb. 17	at Texas A&M	L, 62-68	6701
Feb. 21	FLORIDA	W, 70-63	9203
Feb. 24	at Auburn	W, 84-61	6651
Feb. 28	OLE MISS	W, 73-63	10683
March 4	TENNESSEE	L, 63-78	8736
March 7	at #18 Arkansas	W, 81-78	18966
March 13	vs. Auburn (SEC Tournament QF)	L, 70-73 OT	18205
NCAA TOURNAMENT SECOND ROUND-PITTSBURGH			
March 19	vs. NC State	L, 65-66	16170





2015-2016 LSU Men's Basketball Team

Alphabetical

NO.	NAME	POS.	HT.	WT.	YR.	EXP.	HOMETOWN (PREVIOUS SCHOOL)
2	Antonio Blakeney	G	6-4	190	Fr.	HS	Sarasota, Fla. (Oak Ridge HS)
20	Brian Bridgewater	F	6-5	282	Jr.	1L	Baton Rouge, La. (Scotlandville HS)
45	Brandon Eddlestone	F	6-8	248	Jr.	2L	Slidell, La. (Northshore HS)
21	Aaron Epps	F	6-9	220	So.	1L	Ball, La. (Tioga HS)
5	Josh Gray	G	6-1	177	Sr.	1L	Lake Charles, La. (Wheatley HS/Odessa CC)
4	Keith Hornsby	G	6-4	210	Sr.	1L	Williamsburg, Va. (Oak Hill Academy/UNC-Asheville)
22	Darcy Malone	C	7-0	246	Jr.	2L	Canberra, Australia (ACT Academy of Sport)
15	Jalyn Patterson	G	6-1	185	So.	1L	Atlanta, Ga. (Montverde Academy)
55	Tim Quarterman	G	6-6	190	Jr.	2L	Savannah, Ga. (Johnson HS)
3	Elbert Robinson III	C	7-1	290	So.	1L	Garland, Texas (Lakeview Centennial HS)
0	Brandon Sampson	G	6-5	186	Fr.	HS	Baton Rouge, La. (Madison Prep)
10	Henry Shortess	G	5-9	157	Jr.	2L	Baton Rouge, La. (University HS)
25	Ben Simmons	F	6-10	240	Fr.	HS	Melbourne, Victoria, Australia (Montverde Academy)
32	Craig Victor II	F	6-9	235	So.	TR	New Orleans, La. (Findlay Prep/Arizona)

Numerical

NO.	NAME	POS.	HT.	WT.	YR.	EXP.	HOMETOWN (PREVIOUS SCHOOL)
0	Brandon Sampson	G	6-5	186	Fr.	HS	Baton Rouge, La. (Madison Prep)
2	Antonio Blakeney	G	6-4	190	Fr.	HS	Sarasota, Fla. (Oak Ridge HS)
3	Elbert Robinson III	C	7-1	290	So.	1L	Garland, Texas (Lakeview Centennial HS)
4	Keith Hornsby	G	6-4	210	Sr.	1L	Williamsburg, Va. (Oak Hill Academy/UNC-Asheville)
5	Josh Gray	G	6-1	177	Sr.	1L	Lake Charles, La. (Wheatley HS/Odessa CC)
10	Henry Shortess	G	5-9	157	Jr.	2L	Baton Rouge, La. (University HS)
15	Jalyn Patterson	G	6-1	185	So.	1L	Atlanta, Ga. (Montverde Academy)
20	Brian Bridgewater	F	6-5	282	Jr.	1L	Baton Rouge, La. (Scotlandville HS)
21	Aaron Epps	F	6-9	220	So.	1L	Ball, La. (Tioga HS)
22	Darcy Malone	C	7-0	246	Jr.	2L	Canberra, Australia (ACT Academy of Sport)
25	Ben Simmons	F	6-10	240	Fr.	HS	Melbourne, Victoria, Australia (Montverde Academy)
32	Craig Victor II	F	6-9	235	So.	TR	New Orleans, La. (Findlay Prep/Arizona)
45	Brandon Eddlestone	F	6-8	248	Jr.	2L	Slidell, La. (Northshore HS)
55	Tim Quarterman	G	6-6	190	Jr.	2L	Savannah, Ga. (Johnson HS)

Coaching Staff

Head Coach:	Johnny Jones	LSU, '85	4th year at LSU
Assistant Head Coach:	David Patrick	Louisiana-Lafayette, '12	4th year at LSU
Associate Coach:	Brendan Suhr	Montclair State, '73	1st year at LSU
Assistant Coach:	Al Pinkins	NC State, '98	1st year at LSU
Director of Operations:	Charlie Leonard	Christian Brothers, '75	4th year at LSU
Student-Athlete Development:	Ronald Dupree	LSU, '15	2nd year at LSU
Basketball Trainer:	Shawn Eddy	West Virginia, '94	11th year men's bkb (20th at LSU)
Strength & Conditioning:	Rick Lefebvre	Wisconsin-Stevens Point, '03	4th year at LSU
Video Coordinator:	Zach Kendrick	LSU, '10	5th year at LSU
Administrative Assistant:	Brittany Carvalhido	Oklahoma St. '05	6th year men's bkb (8th at LSU)

Pronunciation Guide

Carvalhido - Carv-eh-lee-doe
Shortess - Short-ess
Suhr - Sir
Jalyn - Jay-lun



2015-16 Season Preview

As the 2015-16 season draws near, the Tigers under Coach **Johnny Jones** are seeing the expectations, and people are realizing that basketball starts in November for the first time in many years.

Coach Jones, in his first three years, has established his foundation on the program, and thanks to the job the LSU staff has done in recruiting, the Tigers are expected to continue to improve the program standard which has won 61 games and gone to two post-season events during Jones' tenure.

Australia

The chance for a team with a mixture of veterans, newcomers and players who needed minutes playing together came in August as LSU was able to use its once-every-four-year foreign tour option to travel to Australia and play five games. While the event gave freshman **Ben Simmons** and junior **Darcy Malone** the opportunity to return to their native home, it also gave the Tigers team a cultural experience of a lifetime.

There were several important factors in the trip: 1) Have 10 allowed days of practice before leaving for Australia; 2) Play five games against professional competition; 3) Allow the team and the coaching staff to bond together for the same goals.

LSU won three of the five games against National Basketball League teams and all-star teams including a win over the powerful Melbourne United team. LSU lost to the Sydney Kings by three points late, but the things that happened late in that game helped LSU obtain wins in games three and four of the series.

Simmons led LSU with a 20-point average and led the team in rebounds with 9.0 per game. He also led the team with 27 assists, 11 blocks and 18 steals. In the five games, he shot 52.2 percent from the field, making 36-of-

69 field goal attempts. He scored in double figures in all five games.

Tim Quarterman, a junior, was second on the team in scoring at 16.4 points a game and averaged 5.2 rebounds with 23 assists and just 14 turnovers. Senior **Keith Hornsby** had three double figure scoring games in Australia and finished with a 12.2 scoring average. He had no turnovers in 128 minutes of play on the tour with eight three-pointers.

LSU's other two freshman - **Antonio Blakeney** and **Brandon Sampson** - showed good things in their debut with the Tigers. Blakeney averaged 13.8 points for the five games and 6.2 rebounds (second on the team). He had nine treys and shot 41.5 percent from the field. Sampson started just two of the games, but averaged 25 minutes in the five games and averaged 11.8 points per game, hitting 12 treys.

All-in-all, it was a successful trip for Coach Jones and the Tigers.

"It was a great learning experience for them," said Jones upon the team's return. "At the same time, I thought they had the chance to do a great job in terms of improving, getting better and having the opportunity with the early practices and the five games that were played over there. The way that they played and the opportunity they had to bond as a team showed some good signs of early chemistry that gave us reason to be excited. At the same time, we were able to learn a lot about ourselves on both sides of the basketball --the positives and also the things we have to continue to improve and get better at."

A Season To Prepare For

School started as soon as the Tigers returned from Australia. For a couple of weeks, the team paid attention to getting living

accommodations settled and getting the players into the routine of their daily class schedule.

Soon after, **Rick LeFebvre** was beginning strength and conditioning work, including a workout that went viral of players moving LeFebvre's truck back and forth in Lot 201 at the Maravich Center.

The coaching staff also had their chance to quickly get players back up to speed with individual workouts, starting the daily routine beginning on Oct. 5 that will lead the team to its first game on Nov. 13.

For the veteran players, it was nothing new as another season was starting in earnest. The veterans will all have a lot to say about how this 2015-16 season will go.

Seniors

The Tigers have two seniors in 2015-16 who ironically combined for the final and most important bucket of the 2015 regular season. It was the three-pointer that **Keith Hornsby** hit off a **Josh Gray** pass as the buzzer was sounding as the Tigers defeated No. 18 Arkansas in Fayetteville, 81-78, in the regular season finale.

Both will be in their second season as Tigers, although Hornsby was here for a year prior to seeing the game court after transferring from UNC-Asheville.

Hornsby was quickly called one of the toughest players he had coached by Coach Jones during his transfer season, and there has been no reason to change that moniker as he enters his final season of college play.

Last year, he was third on the team in scoring at 13.4 points per game and made 72 treys. He is the team's leading returning scorer and posted 11 games of 16 points or more last season for the Tigers.

Gray showed his ability that made him the



Tim Quartermen



Darcy Malone

leading point guard and scorer in junior college in 2014. With a year understanding Coach Jones' system, it will make him have more of the valuable moments he showed last year. Gray had eight games of double-figure scoring and a 10-assist game at Ole Miss.

He had the winning bucket at No. 16 West Virginia when he scored on a driving layup with seven seconds to play, and we've already documented his perfect assist to Hornsby for the win.

Juniors

LSU has five juniors on its roster, led by **Tim Quarterman**, who had a strong advancement from his freshman to sophomore season in 2015, averaging 11.5 points a game last year, 5.2 rebounds and a 133-80 assist-to-turnover ratio. He had 40 treys and posted the first triple double since Shaquille O'Neal when he posted 18 points, 10 rebounds and 10 assists against Ole Miss.

Quarterman has drawn attention from the SEC, earning second-team preseason All-SEC honors at the recent tip-off event.

Brian Bridgewater will be in his second year with the team, and he had some good moments in Australia despite having to miss almost all of the pre-trip practice sessions. He had four points and five rebounds in nine minutes in his first appearance against Sydney. He has the chance to continue to improve and earn more minutes as this season goes along.

LSU center **Darcy Malone** has been working hard on continuing to improve his game to earn more minutes on the court. He

started eight games last year and averaged 8.6 minutes per game. He averaged 14.8 minutes per game on the Australian tour, with six points and five boards against the Newcastle All-Stars.

LSU's two walk-ons, **Brandon Eddlestone** and **Henry Shortess**, are both in their third year in the program and have consistently been able to help the team in practices with scouting reports and drills. Shortess was named a Rucks Fellow at LSU's E.J. Ourso College of Business for his outstanding academic work.

Sophomores

Three of the four sophomores will be playing inside for LSU in 2015-16, but Tiger fans won't see one of them until after the end of the first semester. **Craig Victor II** transferred to LSU from Arizona in January 2015 and will be looked upon to help the Tigers presence in the post. He had a stellar high school career, first at St. Augustine in New Orleans and later at Findlay Prep in Nevada.

One of the players drawing attention from both the media and Coach Jones is **Elbert Robinson III**. He appears to have better stamina and muscle than last season, when he may have lost muscle mass when trying to lose weight. After a season with LSU's strength and conditioning staff, Robinson appears to be more energized and has shown the ability in practices to battle hard for rebounds and put-back buckets.

Aaron Epps missed a good deal of the 2014-15 preseason with minor injuries and that put him behind. He never was quite at full

speed much of the year, but he is another who has shown that he is working hard to get on top of his game and had some good minutes in Australia that gives the coaching staff confidence that he could be a playing factor in 2015.

Jalyn Patterson was no surprise when he got into contests, starting the last 11 games for LSU. He posted 10 double-figure games, averaging 8.8 points in SEC play alone. He hit 44 treys and had 68 assists to just 26 turnovers with 37 steals.

Freshman

Then there is the three freshman who make up the No. 3 recruiting class in the country - Ben Simmons, Antonio Blakeney and Brandon Sampson.

Simmons has had more publicity and hype than any other freshman coming into the program. He's the preseason pick as SEC Player of the Year and featured on some outlets' first-team All-America squad before he dribbles the ball for LSU. Now, what would the expectations have been with Twitter and Internet for Pete Maravich (in his first varsity season) and Shaquille O'Neal?

They were hyped and people were excited, but this is a whole new world for LSU to enter.

Simmons showed his ability to score, rebound and pass in Australia, and while it takes time for any group to blend together, Simmons was able to average almost a double double with 27 assists. More remarkable was a stat not kept by the NCAA but on the international box score of fouls drawn. There were two games in which he drew at

least 10 fouls, showing his ability to work inside and draw fouls on drives and rebounds.

Blakeney was Mr. Basketball in Florida and his credentials and his belief in his ability makes him a player that is going to find a way to succeed at LSU. He showed his versatility in Australia and averaged 29 points for nationally-ranked Oak Ridge as a senior. He was a top-20 pick on the ESPN recruiting board and participated in the McDonald's All-Star game with Simmons and was one of the two true freshman invited to the NIKE Academy in California.

Madison Prep in Baton Rouge is becoming known by LSU fans as producing good basketball players after LSU's Jarell Martin was drafted in the first round by Memphis. Now, Sampson comes to his hometown college from Madison Prep as Mr. Basketball in the state of Louisiana. Sampson showed his ability in Australia and has shown in practice a defensive ability that will also be useful for the Tigers when he is in the game.

Schedule

In the new SEC setup, the Tigers will play three teams as permanent home-and-home opponents (Texas A&M, Alabama, Arkansas) and will play Kentucky and Florida twice as the rotating home-and-home teams. LSU will also host Oklahoma in the SEC-Big 12 Challenge game on Jan. 30 at the Maravich Center as the series now moves to the middle of conference play.

LSU continues a 2-for-1 series with Charleston this year and begins home-and-home sets with Wake Forest in Baton Rouge and at Houston. LSU will play in the Legends Classic that will have two early games in Baton Rouge before the Tigers travel to Brooklyn for the championship round with Marquette, NC State and Arizona State.

You can tell the players are ready. The coaching staff is ready, and there is no doubt the LSU fans are ready for basketball again in Baton Rouge.



Josh Gray



Jalyn Patterson

Pre-Season All-SEC

LSU freshman Ben Simmons and junior Tim Quarterman were named to the preseason All-SEC teams announced at the ESPNU/SEC Network headquarters as part of the annual SEC Tip-Off 16. Simmons, not only was a selection for the six-player first team, but also the preseason Player of the Year selection. Simmons becomes just the second freshman chosen as the preseason POY by the media, joining Kentucky's Julius Randle in 2013.

Quarterman, who is coming off a strong sophomore campaign averaging over double figures in points and 4.0 assists per game, was a member of the preseason second team.

Joining Simmons on the first team are Danuel House of Texas A&M, Damian Jones of Vanderbilt, Skal Labissiere of Kentucky, Stefan Moody of Ole Miss and Tyler Ulis of Kentucky.

LSU Picked To Finish Fourth

Kentucky was predicted to win the 2016 Southeastern Conference men's basketball championship by a select panel of both SEC and national media members. Points were compiled on a 14-13-12-11-10-9-8-7-6-5-4-3-2-1 basis.

LSU was picked fourth but just 11 points behind third selection Texas A&M and 24 points behind second place Vanderbilt. Georgia is 67 behind in fifth. The rest of the league predictions find Florida in sixth followed by South Carolina, Mississippi State, Ole Miss, Auburn, Arkansas, Tennessee, Alabama and Missouri.

Preseason Media Poll/Pts

1. Kentucky/406
2. Vanderbilt/357
3. Texas A&M/344
4. LSU/333
5. Georgia/266
6. Florida/258
7. South Carolina/204
8. Mississippi State/203
9. Ole Miss/184
10. Auburn/168
11. Arkansas/118
12. Tennessee/86
13. Alabama/85
14. Missouri/33

Top 100 Players

Both Simmons, Quarterman and Blakeney were selected as part of NBC Sports' College Basketball Talk's list of 100 top players going into the 2015-16 season.

Simmons and Quarterman were listed in the top-20 list of wing players at No. 1 and at No. 16, respectively.

Simmons was No. 2 on the list of the 100 top players for the upcoming year with Quarterman at No. 64 overall. Blakeney also checked in at No. 83.

Fouls Drawn

One of the more intriguing categories kept on the FIBA international stat sheets was fouls drawn by players when fouled by the opposite teams.

Simmons drew 11 fouls in one contest, nine in another and eight in a third. It will be an interesting number that will be watched this season to see its significance as the games move forward.

Numbers to Watch

18 – The number of assists Tim Quarterman will need to become the 31st player in LSU Basketball history to record 200 career assists. Last season as a sophomore, Quarterman had 133 assists. Anthony Hickey and Andre Stringer (both in the 2013) season are the last two players to move past 200 career assists.

29 – The number of steals Quarterman will need to join the 100 steals club. That group is presently at 24 members with Stringer the last during the 2014 season.

Changes In The Coaching Staff

One thing that the trip to Australia allowed for was the LSU players to work with the group in total that would lead their efforts in 2015-16 season. David Patrick returns as Assistant Head Coach but new to the coaching on the floor duties this year are Associate Coach Brendan Suhr and Assistant Coach Al Pinkins. Pinkins has SEC experience at two schools, and Suhr brings invaluable NBA experience and two NBA titles that he obtained, serving as an assistant coach.

Charlie Leonard, a longtime member of Coach Jones' staff, will provide valuable expertise as Director of Operations, while former student coach Ronald Dupree has received his degree and will be involved in Student-Athlete Development in a non-floor position.

New "Rules" To Play By

There will be a few subtle differences in the game this year with the main difference being the shot clock reduced from 35 to 30 seconds. The shot clock was last reduced for the 1993-94 season when it went from 45 seconds to 35.

Teams will also have one fewer team timeout (only three can carry over instead of four) in the second half. Officials will focus more on resuming play quickly after a timeout and will issue a delay-of-game warning when a team does not comply and a one-shot technical foul on subsequent violations. Other changes this year include:

Adjusting the media timeout procedures to allow a timeout called within 30 seconds of a break (at the 16:30 mark) or at any time after the scheduled media timeout becomes the media timeout. Removing the ability for a coach to call timeout when the ball is live.

Allowing a total of only 10 seconds to advance the ball to the front court (with a few exceptions).

Reducing the amount of time allotted to replace a disqualified player from 20 to 15 seconds.

The expansion of the restricted-area arc from 3 feet to 4 feet was also approved. Moving the arc a foot farther from the basket is part of a continued focus on reducing the number of collisions at the basket. Officials can use the monitor to review potential shot clock violations and eliminate the five-second closely guarded rule while dribbling the ball.




Mike the Tiger

MEN'S BASKETBALL

NATIONAL CHAMPIONS

1935



MEN'S BASKETBALL

NCAA

FINAL FOUR

1953

MEN'S BASKETBALL

NCAA
81

FINAL FOUR

1981

MEN'S BASKETBALL

NCAA
D

FINAL FOUR

1986

MEN'S BASKETBALL

2006
NCAA
FINAL FOUR
INDIANAPOLIS

FINAL FOUR

2006

Championship

BASKETBALL

MEN'S BASKETBALL

NCAA

TOURNAMENT APPEARANCES

1953 • 1954 • 1979
1980 • 1981 • 1984
1985 • 1986 • 1987
1988 • 1989 • 1990

MEN'S BASKETBALL

NCAA

TOURNAMENT APPEARANCES

1991 • 1992 • 1993
2000 • 2003 • 2005
2006 • 2009 • 2015

MEN'S BASKETBALL

SEC CHAMPIONS

1935 • 1953
1954 • 1979

MEN'S BASKETBALL

SEC CHAMPIONS

1981 • 1985
1991 • 2000

MEN'S BASKETBALL

SEC CHAMPIONS


2006
2009



Shaquille O'Neal
1991 National Player of the Year



Dale Brown
1981 National Coach of the Year




Pete Maravich
1969 • 1970 National Player of the Year

Naismith Memorial Basketball Hall of Fame



Bob Pettit
(1951-1954) Inducted 1971



Pete Maravich
(1967-1970) Inducted 1987



- Bob Pettit** (2006)
- Pete Maravich** (2006)
- Tex Winter** (2010)
- Joe Dean, Sr.** (2012)
- Dale Brown** (2014)
- Shaquille O'Neal** (2014)

62
First-Team All-SEC Selections

64
Academic All-SEC Honors

12
SEC Player of the Year Honors

8
First-Team All-Americans

28
Postseason Appearances

4
NCAA Final Four Appearances

1
NIT Semifinals Appearance

1
National Title

10
SEC Championships

14
NBA First-Round Draft Picks

1
NBA No. 1 Pick

2
NBA No. 2 Picks

2
NBA No. 3 Picks

3
Members of NBA at 50 Team

2
College National Players of the Year

2
Naismith Hall of Fame Members

6
Collegiate Basketball
Hall of Fame Members



(Front Row) Blackie Banker, Wally Wells, Henry Young, Sparky Wade, Nolan Miller, Guy Ottwell, Milford McDonald, Mac Michael.

(Back Row) Judge Bryan, Bill Leathers, Shongaloo Lindsey, Sid Adger, Texas Bo Bohannon, Red Beeson, Jack Harris, Ben Journeay, Buddy Blair.

1935

**Winner American Legion Bowl - Atlantic City, N. J.
Southeastern Conference Champions
Coach Harry Rabenhorst • Record 14-1, 11-0**

NATIONAL CHAMPIONS

It was a different time and a different era. But in 1935, in the days before the NCAA Tournament and the National Invitation Tournament sprung to life and created true March Madness, there was a national championship being claimed on the hardwood at LSU.

Led by the school's first All-American, Sparky Wade, and Buddy Blair, the Tigers of 10th year head coach Harry Rabenhorst pulled off a feat that many people feel is the first magical moment of LSU basketball. The Tigers, after a 13-1 regular season and a co-championship in the Southeastern Conference, went to Atlantic City and played the best team in the East, the Pittsburgh Panthers, and won.

They called Wade the "Little Giant from Jena," and he could make a basketball do almost anything. He was 5-6 and a smaller preview of what would come in the late 1960s with Pete Maravich.

In 1935, the Tigers had a very favorable schedule that saw them play only three of 14 games away from the comfort of the Gym-Armory. The road games weren't bad trips at all, even in those days. One was to Houston to face Rice and the other two were to New Orleans to face Tulane.

The only loss of the season was that game against Rice, 56-47. Wade jokingly said in later years of that game, "The Rice Gym was an old auditorium with one chandelier with twenty-five watt bulbs. You could not see your feet or the color of uniforms. Even the floor was unwaxed."

But that was the only time the Tigers stumbled. Ironically, there was no SEC Tournament that particular year so LSU and Kentucky would not meet in basketball that season. Kentucky, undefeated in the conference, had not lost to LSU in a hoops contest and wouldn't until 26 years later.

So LSU and Pittsburgh were invited to the battle for the American Legion Bowl



before some 5,000 at the Atlantic City Auditorium. LSU won by four, 41-37, but that tells so little of the story.

It was April 13, 1935. Doc Carlson's Panthers were 18-5 on the season. The Tigers started out very, very slow at a time when scoring points could be easily at a premium. The Tigers trailed 18-4 and still were down by nine, 26-17, at the half.

Gradually LSU rallied back. Buddy Blair made a long shot to give LSU a 35-33 lead. He then followed it with the next six points for the Tigers. Pittsburgh outscored LSU 17-16 in field goals, but LSU had a 9-3 advantage from the free throw line.

Blair led all scorers with 20 points, Shongaloo Lindsey added eight, Sparky Wade five, Jack Harris four and Arnold Bryan and Ben Journeay two apiece. While Wade's point total was down, his ball handling and court presence meant much to LSU's win.

The Advocate trumpeted the news the next day: "Louisiana State University, power in the Southeastern Conference, came from

far behind tonight to defeat the University of Pittsburgh, Eastern Conference champion, 41-37, in their inter-sectional basketball game."

"The Bayou Tigers from Baton Rouge, trailing 26-17 at the half, smothered Pittsburgh in the second half with their flashy passing and scored goal after goal from the field."

"Pittsburgh used a figure-eight offense," Buddy Blair once said. "We had not seen this before and it hindered us in the first half. In the second half, we got our fast break going and just about ran them crazy."

In the days before Bob Pettit arrived on campus, Harry Rabenhorst said in 1951 that Wade was head and shoulders the best player on campus. "We've had some great boys here at LSU. We've had some great ones, but Sparky Wade was the most spectacular and most colorful. He was a showman and probably the greatest dribbler in basketball. Sparky came to delight the fans. He never came up short on that count."

"I'm not as great as they say I am," Sparky once said. "I'm just a little fellow - five-eight if I stretch - but you know, basketball is the silliest game in the world. You have 10 guys and only one basketball, and if I have the ball, who can beat me?"

In 1935, only one team could beat the Tigers and powerful Pittsburgh couldn't stop a second half onslaught that led to a special moment in LSU basketball: a chance to claim a national championship.

In 1994, the remaining living members of the team were honored and a banner lowered from the Maravich Center to forever honor the accomplishments of this great team in Tiger basketball history.

In 2009, the widow of Sparky Wade and her family took part in LSU basketball's 100th anniversary celebration as Wade was named one of the 16 members of the LSU All-Century team.

NCAA Final Four Legacy

Four NCAA Final Fours for LSU: 1953, 1981, 1986, 2006. All with different heroes and much different circumstances. LSU's first Final Four appearance came at the time when it wasn't a media event in the days before television. The second came at a time when the LSU program was at a zenith, winning 17-straight conference games. LSU's 1986 Final Four trip came when LSU fans least expected it, or even imagined it. LSU returned to the Final Four again in 2006, taking a conference championship season and moving through the tournament, upsetting the No. 1 team in the tournament and the country in the process. Here's a brief look at LSU's four NCAA Final Four appearances:



1953

Record: 22-3, 13-0 in the SEC • Coach: Harry Rabenhorst

The NCAA Tournament was enlarged to a whopping 22 teams in 1953, adding four new conference winners and two more at-large entries. LSU, led by junior Bob Pettit, went through the conference undefeated in a year when Kentucky was barred from fielding a team, and advanced to the Final Four in Kansas City by downing Lebanon Valley (89-76) and Holy Cross (81-73). The Tigers were unable to sustain the momentum in the national semifinals, losing to Indiana, 80-67.



1981

Record: 31-5, 17-1 in the SEC • Coach: Dale Brown

It has been over 30 years since LSU fans were "Silly in Philly" over LSU's trip to the Final Four. It was a year in which an LSU team, which featured Durand "Rudy" Macklin, Greg "Cookiemann" Cook, Ethan Martin, Howard Carter, Leonard Mitchell and Willie Sims among others, would win 26 straight games, including the first 17 in the league to advance as high as No.2 in the nation. Coach Dale Brown got the draw he wanted in the tournament, a route that would take him to the Final Four through the Louisiana Superdome. With the majority of 30,000-plus fans on hand pulling for LSU, the Tigers beat Arkansas (72-56) and Wichita State (96-85) in the regional rounds to advance to the Final Four. But Macklin was hurt in the Wichita game and was less than 100 percent. Again Indiana would be the team to beat LSU in the national semifinals, 69-47.



1986

Record: 26-12, 9-9 in the SEC • Coach: Dale Brown

A season that started 14-0, had a chickenpox scare in the middle, and finished the regular season with eight losses in the last 13 games, still had much promise to it at the end. The Tigers, coming off an SEC Championship the year before, still showed enough to earn a spot in the NCAA Tournament field of 64. LSU was seeded 11th, but would get to play its first two games in the then LSU Assembly Center. The Tigers first beat Purdue in double-overtime, then used an Anthony Wilson buzzer beater to down Memphis. From there, it was a win over Georgia Tech and then Ricky Blanton, Don Redden, Wilson and Derrick Taylor pulled off the impossible, beating Kentucky in the regional finals after the Wildcats had won three previous meetings earlier in the year. LSU was at that time the lowest seed ever to make the NCAA Final Four, a mark that stood until 2006.



2006


Record: 27-9, 14-2 in the SEC • Coach: John Brady

The Tigers won the Southeastern Conference with a 14-2 record, extending an unbeaten string of SEC wins in the Maravich Assembly Center to 17 games dating back to March 2004. LSU was the fourth seed in the NCAA Tournament's Atlanta Regional and was sent to Jacksonville, Fla., to begin tournament play. After dispatching Iona in the first round, LSU's battle with Texas A&M would be the first of three-straight epic battles that LSU would face on the road to the Final Four. It would take a Darrel Mitchell three-pointer with less than five seconds to play to get LSU the Round of 16, with a 58-57 win over the Aggies. The Tigers advanced to the Atlanta Regional semifinals where LSU downed the tournament top seed and the nation's No. 1-ranked team, Duke, and then went on to knock off No. 9 Texas in overtime, 70-60, to bring LSU back to the Final Four for the first time in 20 years.

Rudy Macklin



Tigers To the Top Now
 Fighting Tigers of LSU
 Dale Brown and the Tigers
 Win Cause They're A Team
 With Talent, Heart and Hustle
 They've captured All our
 Dreams
 The Purple and Gold Will Go
 The Philly Way
 LSU Will be The Champs of the
 NC-Double-A.
-Tigers To the Top



HOWARD CARTER

1981 Final Four

35 years ago

The Tigers didn't win the NCAA title 35 years ago as the song written that season hoped, but the team took its fans on a magical ride to get "Silly in Philly" as LSU advanced to the NCAA Final Four for the first time since 1953.

Amazingly, a team which had its season defined by a long winning streak may have found the chemistry and ethic for success on the frozen tundra of Alaska at the Great Alaskan Shootout.

"We didn't play well, but it helped us find ourselves," said All-American Rudy Macklin.

The Tigers were beaten in the second game by Arkansas, and Coach Dale Brown left a strong, powerful message with his team in the dressing room.

"He said we just can't come out and expect to win automatically. I remember that. We were a top five team," Macklin said. "We just came out, and we just ran through the motions. We thought that because we were LSU, everybody was going to lay down and die. That didn't happen."

But after that loss, LSU wouldn't lose again until the final game of the regular season - a span of 26 games, including an amazing 17 straight in the league. Only a late loss at Kentucky in the regular

season finale stopped the Tigers, who easily won the SEC Championship with an unprecedented 17-1 record.

The Tigers were a tight-knit group off-the-court, and it showed on the court.

"We all hung together," said Leonard Mitchell, a freshman that year. "We had our own little nucleus. We had our own little family-thing going. When somebody was down, someone else picked up the slack."

Some 15 years ago, this team gathered for their 20-year reunion. Stories were shared with lots of laughter and tears. They reveled in each other's company and shed a tear for those who couldn't be with them anymore. Since then, others have left much too early as well.


The memories are still fresh in their mind of their time in the Superdome where they would go through the regional semis and finals with 30,000-plus of their wildest fans watching them take the LSU journey to the ultimate ride - all the way to Philadelphia.

When the great teams of LSU are remembered, the 1981 team is always at the top of the list. From an early lesson learned to the Final Four. From Alaska to Philly. Quite a ride.


1981 Final Four Tigers

Coach Dale Brown
Associate Coach Ron Abernathy
Assistant Coach Rick Huckabay
Assistant Coach Jordy Hultberg
Trainer Dr. Martin Broussard
Manager Stan Harris


Mark Alcorn
J. Brian Bergeron
Tyrone Black
Howard Carter - All-Century Team
Andy Campbell
Greg Cook
Joe Costello
Matt England
Johnny Jones
Brian Kistler
Durand "Rudy" Macklin - All-Century Team
Ethan Martin - All-Century Team
Leonard Mitchell - All-Decade Team
Willie Sims
John Tudor



Ricky Blanton



Don Redden



John Williams

1986 Final Four

30 years ago

They are still after all these years an 11-seed to remember.

It was 30 years ago that the 1986 LSU Tigers became the Cinderella of all Cinderellas in the NCAA basketball tournament.

The Tigers, at the time, became the lowest seeded team to make it the Final Four at 11. This was a team that made it despite winning just eight of its last 19 games.

The 1981 team was supposed to be there. This team made it despite the longest of odds.

Now somewhere there is an old NCAA committee member laughing at the memory of the time that LSU barely made the tournament as an at-large selection and found itself playing in the Assembly Center against much higher ranked teams.

First-round opponent Purdue wasn't laughing. Especially when the Tigers won late in the night. The game went into double overtime with LSU playing in front a charged up arena full of Tiger fans, who had been revving up all day, waiting for their chance to yell for their team. A neutral site for an NCAA

Tournament? Not here. Not this year.

Then came an even unhappier Memphis team and how many thousands to this day claim to have been there for a miraculous shot heard throughout the college basketball world at the buzzer that gave LSU an 83-81 win.

"The shot was probably the defining moment of the tournament for us," said shot-maker Anthony Wilson. "I remember there was a mad scramble for the ball by several people. "Ricky (Blanton) and Don (Redden) also went after it. I happened to be the one to come up with it. I just let it go, and it happened to go in."

It was the time of the freak defense of Coach Dale Brown and the will to do what no one thought possible—no one but Coach Brown and his Tigers. It was things like a sophomore guard who would have to bulk up and play center that mattered. It was overcoming a chickenpox scare. It was a belief and a drive that Tiger fans watched and clung to with joy.

Those were the stories told when this group had its 25th reunion 10 years ago. It all came with plenty of memories of finally beating Kentucky after three losses earlier in the year to complete the dream of going to the NCAA Final Four.

"Never have I had a team that was so close-knit, and [the players] loved each other," said Brown. "This was just a feel-good team to be around."

(Editor's Note: You may note that the team chemistry proved important in all of LSU's Final four moments.)

They had a run unmatched until 2006 when George Mason made it from the 11th seed as well. But no 11th seed would ever play on their home floor again. In fact, no one would again. It was never called the LSU rule, but it WAS the LSU rule.

Now 30-years later we can still remember one of the greatest runs in tournament history with great fondness. One all LSU fans were happy to have a part in thanks to a weekend of Deaf Dome Magic at the Assembly Center.


1986 Final Four Tigers

Coach Dale Brown
Associate Coach Ron Abernathy
Assistant Coach Bo Bahnsen
Assistant Coach Johnny Jones


Ricky Blanton - All-Century Team
Oliver Brown
Neboisha Bukumirovich
Chris Carrier
Ocie Conley
Zoran Jovanovich
Don Redden - All-Century Team
Derrick Taylor - All-Decade Team
Jose Vargas
John Williams - All-Decade Team
Anthony Wilson
Edwin Wilson
Nakita Wilson - All-Decade Team
Bernard Woodside



GLEN DAVIS



DARREL MITCHELL



GARRETT TEMPLE

2006 Final Four

10 years ago

The 2006 LSU team by the end of the group's amazing run had truly become Louisiana's team. A team that people looking to rebound from the devastation of two hurricanes could gather together and watch play and rejoice in their success.

How in the world did four guys from the Baton Rouge area, who played together and grew up together, wind up at the flagship university playing with a point guard from just down the road in St. Martinville?

Coach John Brady made it happen. With a loveable Big Baby, a defensive stopper carrying the name of the famous Temple family, with a freshman named Mitchell, who would go on to become one of the greatest players in school history and, a shot blocking freshman named Thomas, who in one year left his mark on the program.

Throw in the "old man" of the team at point guard, Darrel Mitchell, and this Louisiana gumbo was smoking hot.

Has it really been 10 years since they took us all on their party bus to the Final Four?

This team's destiny seemed sealed after Hurricane Katrina

when the players saw their basketball arena turned into a triage center. The players volunteered their time and left different from when they entered.

"The whole experience made us stronger as people and made our friendship and camaraderie that much stronger," said Glen "Big Baby" Davis.

The Tigers won the Southeastern Conference title and went to Jacksonville, Fla., for the opening round of the tournament. Mitchell knew it was his last stand.

"This is it for me," he said. "I want to make sure I've done everything I can before I walk away."

It wasn't easy for sure as Iona led at halftime, but Brady asked his team at halftime if they really wanted to win the game and he got the answer he wanted as Davis and Mitchell got it going in the second half to advance to a second round game against Texas A&M.

The feeling this wasn't going to be a short ride came the next day in the press conference when the Tiger players turned the event inside out. As Randy Rosetta of The Advocate wrote:

"Normally a solemn-almost somber-part of the tournament process, the LSU news conference featured part comedy routine, part story-telling and all entertainment..."

LSU was ready for anyone and when Mitchell's three hit nothing but the next with 3.9 seconds to play against A&M, LSU was ready for No. 1 Duke in the regional semifinals. It was at that point fans saw Garrett Temple introduced to Duke's J.J. Redick. Temple's defense was the glue that propelled LSU to a regional final with Texas. There was no stopping LSU and this team with the confidence to do most anything hard, found the will to outlast the Longhorns in Atlanta.

The LSU band broke into Mardi Gras music, the Georgia Dome rocked and back home people were waiting at the PMAC to greet "their guys." This Louisiana team led by Louisiana players had the attention of the state and the basketball world. The Final Four was obtainable for the first time in 20 years for LSU.

Louisiana was celebrating and for good reason, a lot of people were smiling.

2006 Final Four Tigers

Coach Dale Brown
Coach John Brady
Associate Head Coach Butch Pierre
Assistant Coach Nikita Johnson
Assistant Coach John Treloar
Administrative Asst. Scott Soprych
Trainer Shawn Eddy
Strength Coach Jeff Dillman

Manager Chris Heine
Manager Jason Reed
Manager Louis Ruffino

Glen Davis - All-Decade Team
Alex Farrer
David Fleshman
Chris Johnson
Darnell Lazare
Dameon Mason
Tack Minor
Darrel Mitchell - All-Decade Team
Tasmin Mitchell - All-Decade Team
Magnum Rolle
Garrett Temple
Tyrus Thomas - All-Decade Team
Ben Voogd

Harry Rabenhorst



**LSU Head Basketball Coach
1932-41; 1945-57**

**29 years
Record: 340-264**

1935 National Championship

1953 NCAA Final Four

**1935, 1953, 1954 SEC
Championships**

**LSU Head
Baseball Coach
1925-42; 1946-56**

**27 years
Record: 220-226-3**

**1939; 1946 SEC
Championships**

**Assistant Football Coach,
LSU: 1925-42**

**Assistant Athletic Director,
LSU: 1947-67**

**Acting Athletic Director, LSU:
1968**

**Member, Helms Athletic
Foundation Hall of Fame**

**Member, Louisiana
Association of Basketball
Coaches Hall of Fame**

**Member, Louisiana Sports
Writers Association Hall of
Fame**

**LSU Athletic Hall of Fame
Inductee • Class of 2009**

Before there was Dale Brown, there was Harry Rabenhorst. In an era when college basketball wasn't big news and when cable didn't send hundreds of games all across the country, Rabenhorst laid the foundation for those that would follow him in the LSU job.

Like Maravich with Pete, like Dale with Rudy, Chris and Shaq, Rabenhorst coached two of the legends of the game: Sparky Wade and Bob Pettit. Like Brown, he took his team to a Final Four in the days before anyone realized what a major event the NCAA Tournament was. But unlike any other LSU coach, Rabenhorst laid claim to a national championship, mythical though it may have been. It was a year to remember for Rabenhorst, but it was a long way from the end of his career.

The Baton Rouge native, however, came to LSU holding a record of a much different kind. He was a star athlete at Wake Forest in the years following World War I and holds the world record for the single longest punt of 110 yards.

After serving in the U.S. Army in World War I, Rabenhorst began his career in coaching in 1921 at Greensboro High School in Greensboro, N.C. After that, he moved to New Mexico Military Academy where he coached for three seasons before moving back to Baton Rouge and the start of a long and dedicated lifetime of service to LSU.

In any capacity he served, he showed the same gracious understanding of the individual and devotion to duty that have set him apart from the ordinary.

He was a walking encyclopedia of LSU athletics and could recall in a moment the big game, the big play and the individual star of almost every athletic success enjoyed by the Tigers during his tenure.

Few men alive in college athletics numbered among their close personal friends the great and near great personalities who dominated the athletic scene for much of the first 60 years of the 20th century. His list of associates reads like a "Who's Who" of American Collegiate Athletics, names that capture the imagination of sports fans and historians everywhere – Knute Rockne, Amos Alonzo Stagg, Pop Warner, Fielding Yost, Wallace Wade, Adolph Rupp – and many more.

Rabenhorst's career at LSU meant more than victories and championships. A popular and respected coach and administrator, he brought LSU distinction with his long and brilliant service and developed athletes who became outstanding students, and later outstanding citizens.



Harry Rabenhorst was a competitor. He was also a gentleman. He proved that you can be both and be successful.

When Coach Rabenhorst passed away in March, 1972, at the age of 73, then athletic director Carl Maddox said, "Coach Raby was revered and respected nationally by the many who came to know him in the world of intercollegiate athletics – but more significant is the esteem and the love he earned from the men who played for him."


"I always enjoyed competing with him," said Adolph Rupp. "He was a great credit to the game. He developed some of LSU's outstanding players and teams."

He is still revered today by many and joined just the second class of administrators and coaches inducted into the LSU Athletic Hall of Fame in 2009.

Coach Raby was a man for all seasons and still to this day remains one of the league's all-time winningest basketball coaches. Those who played for him, loved him. Those who knew him, respected him. There's not much better can be said.



Dale Brown



**LSU Head Basketball Coach
1972-97**

**25 years
Record: 448-301**

**1981, 1986
Final Four**

**1979, 1981, 1986, 1991
SEC Championships**

**1980
SEC Tournament
Championship**

**1973, 1979, 1981, 1989
SEC Coach of the Year**

**1981
National Coach
of the Year**

**Member, National Collegiate
Basketball Hall of Fame,
Inducted 2014**

**Member, La. Sports Writers
Association Hall of Fame**

**2004 Living Legend for LSU at
the SEC Tournament**

**Member, LSU Athletic Hall of
Fame, Inducted 2013**

“...one of the true statesmen
of college basketball.”

- Former Temple Coach John Chaney



When he arrived from Washington State via Minot, N. D., there weren't that many basketball fans in the state of Louisiana who knew who Dale Brown was. When he retired after the 1996-97 season, you would have been hard pressed to find a college basketball fan in the country who didn't have some inkling about who Dale Brown was and what he stood for.

When Brown arrived in Baton Rouge in March, 1972, he arrived with a dream that was perceived by many who knew the LSU basketball program as impossible. The dream was to make basketball important in football-crazy Tiger country. When Brown was introduced as the Tiger coach, LSU fans were still remembering the Pete Maravich era. Final Fours? Rudy Macklin? Chris Jackson? Shaq? All a dream. In those years, fans had to be convinced to come to the new arena known as the LSU Assembly Center.

Brown traveled from one end of the state to the other telling all who would listen about the future of LSU basketball. Some thought him foolish. Others questioned his statements. But none who saw or heard him criticized his effort and his tireless energy.

His first LSU team shocked the basketball world by knocking off third-ranked Memphis State in Brown's home opener in December, 1972. The Hustlers, as they were dubbed, gave the competition fits all season long. They won 14 games, finished 9-9 in the SEC and drew praise from all around the country for their determination. For his achievements with a team picked last in the league, Brown was named SEC Coach of the Year, the first of four such honors he would receive.

Starting with the 1976-77 season, the Tigers increased their victory total ever year for the next six seasons. The streak was highlighted by a 31-5 record in 1980-81 (the most wins in a season in LSU history) and the first of Brown's two trips to the Final Four. For his success that season Brown was honored as the 1981 National Coach of the Year.

Even more impressive was his second trip to the Final Four in 1985-86 when his Tigers were the lowest seeded team ever to make it to the Final Four after knocking off teams seeded first, second

and third in the region (the only team ever to accomplish that feat on the road to the Final Four).

The Tigers won four SEC titles under Brown and only Adolph Rupp and Joe B. Hall at Kentucky won more SEC titles. His 448-301 record with 238 wins in regular season SEC play, put him second behind only Rupp in wins in the league. He was only the third SEC coach to coach 25 years as a head coach in the league.

Brown was part of 38.5 percent of LSU's 1,164 total victories in the first 89 seasons of basketball. Also, no coach in LSU history coached more consecutive games - 749.

In 1990, Brown was the winning coach, capturing the Gold Medal for the South in the Olympic Festival in Minneapolis.

Brown was born in 1935 in Minot, a small railroad town in the northwest corner of North Dakota. In high school, he was the leading scorer in both football and basketball at St. Leo's of Minot. As a senior, he was the state scoring leader in basketball with a state record scoring average. He also set a school record in the 440-yard dash.

Brown earned 12 letters in basketball, football and track at Minot State University, making him the school's only athlete to achieve that goal.

John Chaney of Temple called Brown, "...one of the true statesmen of college basketball. His contributions to the game and society have impacted many. He is an outstanding coach and an outstanding person."

Legendary coach John Wooden of UCLA said: "I will always remember Dale for his enthusiasm. There are those who say he is a put-on - they just can't believe that he can be what he professes. But I never questioned that. He amazed me because there is a lot more depth to the man. He was much more than a basketball coach."

At halftime of the Kentucky game in February 2004, athletics director Skip Bertman and the LSU basketball program honored Coach Brown with a banner in his honor to permanently hang from the rafters of the Maravich Assembly Center.

In March, 2012, the United States Basketball Writers Association at its annual breakfast at the NCAA Final Four weekend in New Orleans, honored Coach Brown and his two Final Four teams.

The honors have continued to come for Coach Brown as in September 2013, he was formally inducted under the coach/administrators category of the LSU Athletic Hall of Fame and in November 2014 he and star player Shaquille O'Neal were inducted into the National Collegiate Basketball Hall of Fame in Kansas City.





**LSU Head Basketball Coach
1997-2008**

**11 years
Record 192-139**

**2006
NCAA Final Four**

**2000, 2005, 2006
SEC Western Division
Champions**

**2000, 2006
SEC Champions**

**2000, 2006
SEC Coach of the Year**

John Brady

John Brady's tenure of nearly 11 seasons as the LSU basketball coach can be looked at in many different ways. But his tenure is an important part of the history of the program as he was able to win division and league champions, develop players that captured top league honors on a regular basis and take his team to post-season play. In 2006, he joined Harry Rabenhorst and Dale Brown as the only LSU coaches to take teams to the NCAA Final Four.

Brady was able to take the LSU program and remake it a couple of times during his tenure to go to the NCAA Sweet 16 in 2000 and to the pinnacle of college basketball in 2006, the school's first NCAA Final Four in 20 years. Along the way he won the school's first-ever division titles and won the first outright SEC title in 21 years.

Coach Brady arrived following in the unenviable position of taking over the program after Coach Dale Brown's 25 years. However, Brady arrived with a plan, and while his early teams were undermanned, undersized and underdogs, the team played hard and gave the best of teams problems. But it was the little things that kept them from getting many wins.

Brady's teams would win two SEC titles, three division crowns and at one point had six-consecutive winning seasons, the fourth longest streak of consecutive years with a positive overall record in the program's history.

In 2000, the Tigers advanced to the Sweet 16 as part of a 28-win season, the second-most

wins in school history. In 2005, LSU captured the Western Division title and came back the next year for a special season Tiger fans will always remember.

LSU won 14-of-16 conference games in 2006 to win the title. The Tigers had success in the NCAA Tournament, defeating No. 1 Duke and No. 9 Texas to win the regional title comprised mainly with a lineup of homegrown athletes from the city and the state of Louisiana.

The win over Duke marked the second time that Brady's Tigers defeated a standing No. 1 team as the Tigers also defeated No. 1 Arizona, 66-65, in December 2002 at the Maravich Center, only the second time No. 1 had gone down in the building.

A major part of the success of the LSU program at that time was player development. John Brady coached the SEC Player of the Year three times (Stromile Swift in 2000, Brandon Bass in 2005 and Glen Davis in 2006). He had the SEC Freshman of the Year four times (Torriss Bright in 2000, Brandon Bass in 2004, Glen Davis in 2005, Tyrus Thomas in 2006).

Brady, who ended his career as the third winningest and the third-longest tenured coach in Tiger history, came to LSU after five years at Samford as head coach. Prior to that he served successful stints at Mississippi State and UNO as an assistant coach.

He is presently entering his eighth year as the head coach at Arkansas State and he has won 391 games in 24 years as a head coach.





1934-35 LSU Fighting Tigers

14-1, 11-0 • Winner American Legion Bowl - Atlantic City, N. J.
SEC Champions • Coach Harry Rabenhorst

(Front Row) Blackie Banker, Wally Wells, Henry Young, Sparky Wade, Nolan Miller, Guy Ottwell, Milford McDonald, Mac Michael. (Back Row) Judge Bryan, Bill Leathers, Shongaloo Lindsey, Sid Adger, Texas Bo Bohannon, Red Beeson, Jack Harris, Ben Journeay, Buddy Blair.



1978-79 LSU Fighting Tigers

23-6 • SEC Champions
Coach Dale Brown

(Front Row) Gus Rudolph, Walter Campbell, Al Green, Ernie Brown, Coach Dale Brown, Jordy Hultberg, Willie Sims, J. Brian Bergeron, Ethan Martin. (Back Row) Assistant Coach Ron Abernathy, Duane DeArmond, Lionel Green, Andy Campbell, Rick Mattick, Greg Cook, Durand Macklin, Joe Costello, Assistant Coach Art Tollis.



1952-53 LSU Fighting Tigers

22-3 • SEC Champions • NCAA Final Four
Coach Harry Rabenhorst

(Front Row) Don Loughmiller, Darrell Schultz, Benny McArdle, Norman Magee, Charley Robert. (Middle Row) Coach Harry Rabenhorst, Bill Lee, Leslie Jones, Don Belcher, Kenny Bridges, Assistant Coach John Chaney. (Back Row) Manager Fred Poerschke, James McNeilly, Bob Freshley, Bob Pettit, Ned Clark, P. Brayman.



1979-80 LSU Fighting Tigers

26-6 • SEC Tournament Champions
Coach Dale Brown

(Front Row) Durand Macklin, Tyrone Black, Greg Cook, Andy Campbell, Rick Mattick, DeWayne Scales, Gus Rudolph. (Back Row) J. Brian Bergeron, Jordy Hultberg, Willie Sims, Duane DeArmond, Howard Carter, Mark Alcorn, Ethan Martin.



1953-54 LSU Fighting Tigers

20-5 • SEC Champions
Coach Harry Rabenhorst


(Front Row) Coach Harry Rabenhorst, Jim McNeilly, Ned Clark, Bob Pettit, Bob Freshley, Bill Lee, Assistant Coach John Chaney. (Middle Row) Don Sebastian, Paul Zinser, Norman Magee, Benny McArdle, Don Loughmiller, Manager Fred Poerschke. (Back Row) Les Jones, Roger Sigler, Dick Holt, Troy Rushing, Don Belcher.



1980-81 LSU Fighting Tigers

31-5 • Most Wins in LSU History
SEC Champions • NCAA Final Four • Coach Dale Brown

(Front Row) J. Brian Bergeron, Ethan Martin, Willie Sims, Johnny Jones, Matt England, Mark Alcorn, Brian Kistler. (Back Row) Manager Stan Harris, Assistant Coach Jordy Hultberg, Assistant Coach Rick Huckabay, Howard Carter, Joe Costello, Tyrone Black, Andy Campbell, Greg Cook, Leonard Mitchell, Durand Macklin, John Tudor, Head Coach Dale Brown, Assistant Coach Ron Abernathy, Trainer Dr. Martin J. Broussard



1984-85 LSU Fighting Tigers

19-10 • SEC Champions
Coach Dale Brown

(Front Row) Don Redden, Oliver Brown, Ocie Conley, Derrick Taylor, Dennis Brown, Anthony Wilson, Neboisha Bukumirovich. (Back Row) Ricky Blanton, Jose Vargas, Damon Vance, Zoran Jovanovich, Jerry Reynolds, Nikita Wilson, John Williams.



1999-00 LSU Fighting Tigers

28-6 • SEC Champions • NCAA Sweet Sixteen
Coach John Brady

(Front Row) Assoc. Coach Kermit Davis, Brandon Landry, Brian Green, Torris Bright, Head Coach John Brady, Jack Warner, Jeremy Comeaux, Jermaine Williams, Asst. Coach Butch Pierre; (Second Row) Admin. Asst. Scott Osborne, Trainer Drew Shea, Ronald Dupree, Brian Beshara, Brad Bridgewater, Jabari Smith, Stromile Swift, Collis Temple III, Lamont Roland, Asst. Coach Donnie Tyndall, Strength Coach Nick Buchholz.



1985-86 LSU Fighting Tigers

26-12 • NCAA Final Four
Coach Dale Brown

(Front Row) Edwin Wilson, Ocie Conley, Derrick Taylor, Don Redden, Anthony Wilson, Neboisha Bukumirovich. (Back Row) Oliver Brown, Ricky Blanton, Jose Vargas, Zoran Jovanovich, John Williams, Bernard Woodside.



2005-06 LSU Fighting Tigers

27-9 • SEC Champions • NCAA Final Four
Coach John Brady

Front Row (L-R): Academic Advisor Tommy Powell, Glen Davis, Dameon Mason, Tasmin Mitchell, David Fleshman, Tack Minor, Head Coach John Brady, Darrel Mitchell, Ben Voogd, Alex Farrer, Garrett Temple, Darnell Lazare, Manager Jason Reed. Back Row (L-R): Trainer Shawn Eddy, Strength and Conditioning Coach Jeff Dillman, Assistant Coach John Treloar, Associate Head Coach Butch Pierre, Tyrus Thomas, Magnum Rolle, Chris Johnson, Kentrell Gransberry, Assistant Coach Nikita Johnson, Administrative Assistant Scott Soprych, Manager Chris Heine, Manager Louis Ruffino.



1990-91 LSU Fighting Tigers

20-10 • SEC Champions
Coach Dale Brown

(Front Row) Mike Hansen, Danny Moscovitz, Vernel Singleton, Shawn Griggs, John Picou, T.J. Pugh, (Back Row) Administrative Assistant Jim Childers, Supervisor of Athletic Training Dr. Marty Broussard, Assistant Coach Johnny Jones, Lenear Burns, Harold Boudreaux, Geert Hammink, Shaquille O'Neal, Richard Krajewski, Wayne Sims, Assistant Coach Craig Carse, Head Coach Dale Brown.



2008-09 LSU Fighting Tigers

28-7 • SEC Champions
Coach Trent Johnson

Front Row (L-R): Director of Operations Chris Bobel, Assistant Coach Keith Richard, Head Coach Trent Johnson, Assistant Coach Donny Guerinoni, Assistant Coach Brent Scott, Strength Coach Juan Pablo Reggiaro, Trainer Shawn Eddy. Back Row (L-R): Zach Kinsley, Tasmin Mitchell, Bo Spencer, Garrett Green, Alex Farrer, Chris Johnson, Garrett Temple, Dennis Harris, Terry Martin, Quintin Thornton, Marcus Thornton, Storm Warren, Chris Bass, Delwan Graham.

All-Americans

The following LSU players were named to a first, second or third All-America team at some point in their college careers. Eight LSU players (Sparky Wade, Bobby Lowther, Bob Pettit, Pete Maravich, Durand "Rudy" Macklin, Chris Jackson, Shaquille O'Neal, Glen Davis) were designated first-team All-Americans at some point in their career. Gary K. Johnson of NCAA bases the following list on A-A research. Players are listed with the year and the organization that named them an All-American.

1935

Malcolm "Sparky" Wade

1st team Converse Yearbook

1946

Bobby Lowther

1st team Helms Foundation

1952

Bob Pettit

2nd team Associated Press
 2nd team United Press International
 2nd team Helms Foundation
 4th team Converse Yearbook

1953

Bob Pettit

1st team Helms Foundation
 2nd team Associated Press
 2nd team United Press International
 2nd team Look Magazine
 2nd team International News Service
 2nd team Newspaper Enterprises Assoc.
 2nd team Colliers (Basketball Coaches)
 3rd team Converse Yearbook

1954

Bob Pettit

1st team Associated Press
 1st team United Press International
 1st team International News Service
 1st team Colliers (Basketball Coaches)
 1st team Converse Yearbook
 1st team Helms Foundation
 1st team Tempo Magazine
 1st team NABC
 2nd team Newspaper Enterprises Assoc.
 3rd team Look Magazine

1956

Roger Sigler

2nd team Helms Foundation

1968

Pete Maravich

1st team Associated Press
 1st team NABC
 1st team USBWA
 1st team United Press International
 1st team Sporting News
 1st team Converse Yearbook

1969

Pete Maravich

1st team Associated Press
 1st team NABC
 1st team USBWA
 1st team United Press International
 1st team Sporting News
 1st team Converse Yearbook

1970

Pete Maravich

1st team Associated Press
 1st team NABC
 1st team USBWA
 1st team United Press International
 1st team Sporting News
 1st team Converse Yearbook

1979

Al Green

2nd team Converse Yearbook

1980

Durand "Rudy" Macklin

1st team Converse Yearbook
 2nd team Sporting News

1981

Durand "Rudy" Macklin

1st team USBWA
 1st team Converse Yearbook
 1st team John Wooden Award
 2nd team United Press International
 3rd team Basketball Times

Ethan Martin

3rd team Basketball Times

1982

Howard Carter

2nd team Converse Yearbook

1983

Howard Carter

2nd team Converse Yearbook

1989

Chris Jackson

1st team Associated Press
 1st team United Press International

1st team USBWA
 1st team Sporting News
 2nd team NABC
 2nd team Basketball Times

1990

Chris Jackson

1st team Associated Press
 1st team NABC
 1st team USBWA
 1st team John Wooden Award
 2nd team United Press International
 2nd team Sporting News
 2nd team Basketball Times

1991

Shaquille O'Neal

1st team Associated Press
 1st team United Press International
 1st team NABC
 1st team USBWA
 1st team Sporting News
 1st team Basketball Times
 1st team John Wooden Award

1992

Shaquille O'Neal

1st team Associated Press
 1st team United Press International
 1st team NABC
 1st team USBWA
 1st team Sporting News
 1st team Basketball Times
 1st team John Wooden Award

2000

Stromile Swift

2nd team USBWA
 2nd team Basketball Times
 3rd team Associated Press
 3rd team NABC

2006

Glen Davis

1st team John Wooden Award
 1st team CollegeInsider.com
 2nd team Associated Press

2009

Marcus Thornton

2nd team Rivals.com

SEC Players of the Year

1968

Pete Maravich

Associated Press
 United Press International

1969

Pete Maravich

Associated Press
 United Press International

1970

Pete Maravich

Associated Press
 United Press International

1981

Durand "Rudy" Macklin

Sporting News

1989

Chris Jackson

Associated Press
 United Press International
 Coaches

1990

Chris Jackson

Associated Press
 United Press International
 Coaches

1991

Shaquille O'Neal

Associated Press
 United Press International
 Coaches

1992

Shaquille O'Neal

Associated Press
 United Press International
 Coaches

2000

Stromile Swift

Associated Press

2005

Brandon Bass

Associated Press
 Coaches

2006

Glen Davis

Associated Press
 Coaches

2009

Marcus Thornton

Associated Press
 Coaches



Marcus Thornton

Bob Pettit Jr.



Bob Pettit once said of himself as a youngster who would grow up to be a collegiate All-American and a force in the National Basketball Association:

"The greatest thing that ever happened to me is that when I first picked up a basketball I was terrible. If things come naturally, you might not bother to work at improving them, and you can fall short of your potential."

Being terrible meant being gangly and not very good. He was tall, but he wasn't able to yet make the moves that made him a future star. He was the last man on the junior varsity his freshman year at Baton Rouge High. As a sophomore, he was cut from the varsity. But because of that, he took his interest in basketball to heart and began to work hour-after-hour in back of his house in Baton Rouge.

As a 6-4 junior, he began to be noticed. His skills were still raw and undeveloped, but

his size made him worth a second glance. He grew to 6-7 as a junior, and BRHS won the state championship.

Pettit once wrote: "Teammates. . .were miles ahead of me in all-around ability, but college scouts gave me the big rush act because I was six-seven by then. Fifteen schools offered me the standard scholarship."

LSU fans loved what they saw in Pettit, and he didn't disappoint. Here was a three-time First-Team All-SEC member who led his Tigers to a second place finish in 1952, conference titles in 1953 and 1954 and the NCAA Final Four in 1953.

He led the league in scoring all three years, with the highest averages seen to date in the league: 25.5 points in 1952, 24.9 in 1953 and 31.4 points per game in 1954. At the same time, he was averaging 13.1 (1952), 13.9 (1953) and an LSU best 17.3 (1954) rebounds per game. Only Pete Maravich and Chris Jackson would also break the 30-point average barrier at LSU.

Coach Cliff Wells of Tulane summed up Bob Pettit's days at LSU, "He's the best big man in college basketball today, and I've seen them all." LSU Coach Harry Rabenhorst called him, "the greatest LSU player since Sparky Wade."


He was a first round draft choice in 1954 of the then Milwaukee Hawks. Pettit played his entire 11-year career with the Hawks, moving with the club to St. Louis in 1955. He wrote nearly every record in the Hawks' record book and was a four-time MVP of the annual NBA All-Star game. He led the Hawks to the 1958 NBA Championship and five NBA Finals.

In 1954, his number 50 was retired at LSU, the first number in any sport retired in Tiger Town. In 1964, he became the first NBA player to exceed the 20,000-points scored barrier. In 1970, he was elected to the Basketball Hall of Fame and in 2006 to the National Collegiate Basketball Hall of Fame.

"Those were great years at LSU," Pettit once said. "They were such great years. I couldn't have asked for anything better than my four years at LSU. I received my degree in Business, played the sport I loved and made so many friends."

In 2009, he was honored again by the school he loved and continues to support as he was named one of the members of LSU's "All-Century Team."

Pettit still lives in South Louisiana and can be seen several times a season watching his Tigers play at the Maravich Center. He was back for a special weekend in 2013, honoring the 60th anniversary of the LSU 1953 NCAA Final Four team.



LSU All-American
1953, 1954

First Retired Player to Have Number
1954

Member of Naismith Basketball Hall of Fame
1971

Member of NBA 50-Year Top 50
1997

Member of LSWA Top 25 Louisiana Athletes of the Century
1999

Member First-Team LABC All-Louisiana Team of the Century
1999

1999 Living Legend for LSU at SEC Basketball Tournament

Member National Collegiate Basketball Hall of Fame
2006

Member of LSU's "All Century Team"
2009



Pettit's Career Statistics

YEAR	GMS	FGM	FGA	PCT.	FTM	FTA	PCT.	REB.	PTS.	AVG.
1951-52	24	247	563	.439	118	199	.593	315	612	25.5
1952-53	21	193			133	217	.613	292	519	24.7
1953-54	25	281	573	.489	223	308	.740	432	785	31.4
TOTALS	70	721			474	724	.655	1039	1916	27.4

Pete Maravich

Pete Maravich was billed as the one who would put Louisiana basketball on the map from the first day he joined his father Press at LSU. People weren't disappointed. His freshman year they packed the old John M. Parker Agricultural Center (known as the "Cow Palace") to watch the freshman team and then left quickly as the varsity Tigers won just three games in 1967.

By Pete's senior year, the Tigers would improve to 20-8 and wind up in New York City at the National Invitation Tournament, a fitting place for the big-city Maravich Show to close its LSU run.


To those who never saw him play live, but only watched what few games were on television or listened on radio, the Maravich story at LSU may seem larger than life. But his skills were perfected through hours and hours of repetitious drills at all hours of the day and night and in all kinds of settings.

Maravich ended up receiving the richest contract ever offered a college player at the time to sign with the Atlanta Hawks (\$1.9 million), but during his 10-year career with the Hawks, the New Orleans and Utah Jazz and the Boston Celtics, his dream of a championship wasn't fulfilled. Pete was finding that life wasn't very fulfilling either.

There were hard times when he went in search of something to make his life complete. He had money, he had fame. He didn't have real happiness. But in 1982, Pistol Pete accepted Jesus Christ.

He began enjoying life, enjoying times with his wife and children. Television executives were discovering his knowledge of the game again as a color commentator and best of all for LSU fans, a rift that grew between star and college had diminished and was forgotten.

But the Pistol's life suddenly ended on Jan. 5, 1988, just over a month after appearing at the Assembly Center for an emotional ceremony to formally present a portrait of Pete and his father to him.



Maravich's Records and Highlights

- All-Time NCAA Career Scoring Leader with 3,667 points, an average of 44.2 points for 83 games.
- Ranks first, fourth and fifth for most points in a single season in NCAA history. Averaged 44.5 points in 1970, 44.2 points in 1969 and 43.8 points in 1968.
- Scored 69 points vs. Alabama, Feb. 7, 1970.
- Led LSU to the NIT Final Four in 1970, its first postseason appearance in 16 years.
- Unanimous first-team All-American in 1968, 1969, 1970.
- Naismith Award winner in 1970.
- Member of the National Basketball Association Hall of Fame after 10-year career with Atlanta Hawks, New Orleans and Utah Jazz and Boston Celtics.



LSU All-American
1968, 1969, 1970

National Player of the Year
1969, 1970

Third LSU Player to Have Number Retired
1970

Member of Naismith Basketball Hall of Fame
1987

Member of NBA 50-Year Top 50
1997

Member of LSWA Top 25 Louisiana Athletes of the Century
1999

Member First-Team LABC All-Louisiana Team of the Century
1999

Member Sport Magazine's Top 10 Men's College Players of the Century
1999

Member of National Basketball Association Hall of Fame

Honored as 2003 "Legend" at the SEC Basketball Tournament

Member of National Collegiate Basketball Hall of Fame
2006

Member of LSU's "All Century Team"
2009

Maravich's Career Statistics

YEAR	G	FG	FGA	PCT.	FT	FTA	PCT.	REB.	AVG.	PF-D	AST.	PTS-AVG.
1967-68	26	432	1022	.422	274	338	.810	195	7.5	85-5	105	1138-43.8
1968-69	26	433	976	.444	282	378	.746	169	6.5	77-2	128	1148-44.2
1969-70	31	522	1168	.447	337	436	.773	164	5.3	89-0	192	1381-44.5
TOTALS	83	1387	3166	.438	893	1152	.775	528	6.4	251-7	425	3667-44.2

Shaquille O'Neal



Shaquille O'Neal brought LSU to new heights during his three years with the Tigers, and the 7-1 center became a national celebrity in the days of saturation coverage of basketball by the media. But he earned his celebrity status with great play and an intimidation factor that made him the envy of coaches throughout the country.


After leaving LSU in April 1992, he was the number one pick of the National Basketball Association by the Orlando Magic and signed a multi-year contract estimated at over \$40 million. In 1996, as a free agent, he signed with the Los Angeles Lakers. Following the 2004 season, O'Neal was traded to the Miami Heat. He also played in Phoenix, Cleveland and Boston before retiring after the 2011 season. He presently serves as a studio analyst for TNT Sports.

O'Neal's Records and Highlights

- Two-time consensus Southeastern Conference Player of the Year and first-team All-American, 1991-1992. Most Valuable Player on SEC

Coaches Defensive Team, 1991-1992.

- National Player of the Year as chosen by the Associated Press (Rupp Award), United Press International, L. A. Gear and Sports Illustrated, 1991. Winner of the Tanqueray World Amateur Athlete of the Year Award, 1991. Southeastern Conference Athlete of the Year, 1991-1992. National Player of the Year as chosen by L. A. Gear, 1992 and runner-up for the Naismith Award and the John Wooden Award, 1992.
- Set SEC record for most blocks in a season three consecutive years (115-1990, 140-1991, 157-1992). Set SEC record for career blocks with 412. Blocked five or more shots in a game 45 times in 90 career games.
- Set SEC single game record with 12 blocks against Loyola Marymount in Feb. 1990. Blocked 11 shots against Brigham Young in the first round of the NCAA Tournament, setting a then-tournament standard for a single game, 1992.
- Averaged a national sophomore record 5.0 blocked shots a game, 1991. National leader in blocked shots (5.2 average), 1992.
- National leader in rebounding (14.7 average), 1991. Second nationally in rebounding (14.0 average), 1992.
- First player to lead the Southeastern Conference in scoring, rebounding, field goal percentage and blocked shots in the same season, 1991. Led SEC in rebounding, field goal percentage, blocked shots and second in scoring, 1992. First player to lead the SEC in rebounding three straight seasons since Charles Barkley of Auburn, 1982-84.
- Finished with 1,217 rebounds, seventh all-time in the Southeastern Conference, second all-time at LSU.
- Finished with 1,941 points, fourth all-time at LSU behind only Pete Maravich (3,667-1967-70), Durand Macklin (2,080-1976-78; 79-81) and Howard Carter (1,942-1979-83).
- Career field goal percentage of 61.0 percent is second all-time at LSU and in the SEC (minimum 1,000 attempts).
- Had six career triple-doubles (points, rebounds and blocks in same game).
- Was the third LSU player (Pete Maravich and Chris Jackson) to have at least two 700-plus point seasons at LSU.
- Was the first LSU player to record back-to-back 400-plus rebound seasons.



LSU All-American
1991, 1992

National Player of the Year
1991

World Amateur Athlete of the Year
1991

SEC Athlete of the Year
1991, 1992

Olympic Gold Medalist
1996

Member of NBA 50-Year Top 50
1997

Member Second-Team LABC All-Louisiana Team of the Century
1999

Fourth LSU Player to Have Number Retired
2000

Graduated from LSU
December 2000

Member of LSU's "All Century Team"
2009

"Shaq" statue dedicated in front of PMAC practice facility
September 2011

Inducted Louisiana Sports Hall of Fame
June 2013

Inducted College Basketball Sports Hall of Fame
November 2014

O'Neal's Career Statistics

YEAR	G/GS	FG/FGA	PCT	FT/FTA	PCT	PTS	AVG	REB	AVG	PF/D	AST	TO	BLK	STL
1989-90	32/28	180/314	.573	85/153	.556	445	13.9	385	12.0	122/9	61	93	115	38
1990-91	28/28	312/497	.628	150/235	.638	774	27.6	411	14.7	79/1	45	99	140	41
1991-92	30/30	294/478	.615	134/254	.528	722	24.1	421	14.0	86/5	46	103	157	29
TOTALS	90/86	786/1289	.610	369/642	.575	1941	21.6	1217	13.5	287/15	152	295	412	108

Rudy Macklin

Durand "Rudy" Macklin, whose recruitment to LSU marked the beginning of the Tigers rise to the top of college basketball under Dale Brown, received his long overdue recognition as his jersey was retired to the rafters of the Pete Maravich Assembly Center during the 2009-10 season.

Macklin came to LSU from Louisville, Ky., surprising many by leaving his home state to play for Coach Brown and a program that was still looking for its true direction.

But ever since his first game at LSU, Macklin showed he would be the leader and leave a mark on the program that is still talked about to this day.

In that first game, he set a school rebounding record that no one has come close to, pulling down 32 boards in a win against Tulane.

After his magnificent LSU career, he became the school's all-time leading rebounder with 1,276 rebounds (a 10.4 rebounds per game average). That figure remains on top of the school chart. He also became the second leading scorer all-time at LSU behind Pete Maravich (2,080 points, 16.9 points per game average).

He is just the second player to score 2,000 points at LSU, and still to this day remains in the top 20 in league scoring totals.



Much of his success and his two All-American seasons in 1980 and 1981 were after returning from a serious knee injury that forced him to miss all but two games of the 1978-79 season.

In 1980, he averaged 17.6 points per game as the Tigers just missed winning the league title in a dramatic last-game overtime loss to Kentucky only to come back a week later and win the school's only SEC title. The Tigers that year advanced to the Elite 8 before losing to Louisville.

In 1981, he was also named Southeastern Conference Player of the Year and led the Tigers to their first NCAA Final Four since 1953. He beat out a star-studded cast of players which included Georgia's Dominique Wilkins, Kentucky's Sam Bowie and other future NBA players such as Jeff Malone of Mississippi State, Dale Ellis of Tennessee, Eddie Phillips of Alabama and teammate Howard Carter.

In Macklin's four years, LSU had records of 18-9, 23-6, 26-6 and 31-5. The Tigers won one SEC title, one SEC Tournament championship, advanced to the Elite 8 and the Final Four during the Macklin days.

One writer wrote of Macklin, "Macklin's aggressiveness has never been questioned in the



LSU All-American
1980, 1981

Jersey Retired
2010

Member of the Louisiana Sports Hall of Fame
2005

SEC Basketball Tournament Living Legend
2000

Member Louisiana Association of Basketball Coaches Hall of Fame
1987

Member LSU Hall of Fame
1990

Member Louisiana Sports Hall of Fame
2005

Member LSU All-Century Team
2009

Southeastern Conference. If they gave an award for the hardest worker, Macklin would have been the consensus choice of his peers, who marvel at how much effort he puts into the game."

Today, Macklin is still in Baton Rouge, heading the Governor's Council on Physical Fitness and Sports for over a decade and now serving as Director of the Office of Minority Health.

"Rudy is far more than a basketball player," Brown said. "He is a magnificent human being that contributes to society daily. He is a superb role model and an outstanding gentleman."


"We didn't win (the NCAA title) but LSU was pretty far down when I came here and pretty near the top when I left. I kind of feel like we accomplished our mission."

In 2000, he was honored as the school's Living Legend at the SEC Basketball Tournament. In 2005 he was elected to the Louisiana Sports Hall of Fame and in 2009 he was named a member of LSU's All-Century team.

Macklin's Career Statistics

YEAR	G-GS	MIN-AVG	FG-FGA	PCT.	FT-FTA	PCT.	REB-AVG.	PF-D	A	PTS-AVG.
1976-77	26-26	975-36.0	161-310	.519	63-102	.618	306-11.8	81-5	26	385-14.8
1977-78	27-27		217-349	.620	79-123	.640	286-10.6	98-7	4	513-19.0
1978-79	2-2	52-26.0	19-32	.590	8-10	.800	24-12.0	8-0	1	46-23.0
1979-80	32-30	1038-32.4	232-383	.606	97-140	.693	309-9.7	94-5	7	563-17.6
1980-81	36-36	1147-31.9	223-357	.625	127-180	.706	351-9.8	113-4	28	573-15.9
TOTALS	123-121		852-1431	.595	374-555	.673	1276-10.4	394-21	66	2080-16.9

All-Americans



Malcolm "Sparky" Wade

Guard • 5-9 • Jena, La.
1935

LSU's first basketball All-American averaged 9.7 points per game in 1933 and 12.4 points per game in 1934 to lead the scoring category for the first two years of the Southeastern Conference.

He was named an All-American in 1935 while leading LSU to the mythical national championship, averaging 12.7 points per game.

A native of Jena, Wade is considered the greatest dribbler and backcourt star in LSU basketball history.


Before moving to LSU, he was named to the high school All-State team three times from 1928 to 1930. He was elected MVP of the national high school championship playoffs as a senior.

Former Baton Rouge Morning Advocate sports editor Bud Montet, remembers Wade in these words:

"He could do everything with a basketball but dunk it, and make it sing. If there was an extraordinary floor-leader in the South at that time, it had to be Wade."

The three-time All-SEC selection is also a member of the Louisiana Sports Writers and Louisiana Association of Basketball Coaches Hall of Fame.

He was the "Little Giant from Jena." You can't talk LSU basketball without mention of the school's first All-American and first showman who could pass, score and dribble with the best of his and many others era.



Bobby Lowther

Forward • 6-5 • Alexandria, La.
1946

Bobby Lowther officially was recognized as a first-team All-American in 1995 after a historian of the Helms Foundation confirmed that all members of the 1946 team had been upgraded to first-team status.

Lowther is the only two-sport All-America athlete in LSU's storied sports history. In 1946, he made the Helms Foundation basketball All-America squad and was a two-event All-American in track and field, finishing second at the NCAA Championships in the javelin and fourth in the pole vault.


The 6-5, 185-pound Alexandria native was also the triple jump champion at the 1946 National AAU Championships.

In basketball, he averaged 14.7 points per game as he also earned first-team All-SEC honors.

He was voted LSU's "Best All-Around Athlete" in 1947 in a field that also included such future professional stars as Y. A. Tittle, Alvin Dark and Joe Adcock.

Lowther is a member of the Louisiana Sports Writers Association Hall of Fame and was chosen to be the "Living Legend" honoree representing LSU at the 2005 Southeastern Conference basketball tournament in Atlanta.

All-Americans



Chris Jackson (Mahmoud Abdul-Rauf)

Guard • 6-1 • Gulfport, Miss.
1989, 1990

In just his freshman and sophomore years, Jackson was a two-time consensus SEC Player of the Year lighting up scoreboards across America. After scoring 48 and 53 points in the first month of his college career, he went on to become the most celebrated freshman of all time, setting an NCAA freshman scoring record, averaging 30.2 points per game.

He became just the second freshman ever to make the Associated Press first-team All-America squad and the first ever to make the U.S. Basketball Writers Association's All-America team.

He finished his short career as the seventh leading scorer in school history with 1,854 points (29.0 ppg). His records for freshman include most points in a game (55), most points in a season (965) and season average (30.2).

He won accolades throughout the country as he starred on the court while fighting an ongoing battle with Tourette's Syndrome.

Jackson was chosen to the second team on the Louisiana Association of Basketball Coaches All-Louisiana Team of the Century.

Of Chris Jackson, Baton Rouge State Times sports editor Sam King wrote:

"Athletes come and go.

"Many are so quickly forgotten.

"Only the great ones are remembered forever. To have seen Bob Pettit, Billy Cannon and Pete Maravich perform at their best was to commit them to memory.

"Chris Jackson now joins some very select company."



Glen Davis

Forward • 6-8 • Baton Rouge, La.
2006

Glen Davis was at his best during the Tigers' 2006 season when he was named Southeastern Conference Player of the Year and a First-Team All-American for the Wooden Award.

Davis starred as the Tigers captured the SEC regular-season championship with a 14-2 record and then went on to defeat four teams en route to the NCAA Final Four. LSU beat Iona in the opening round, rallying from a halftime deficit, and then used a three-pointer in the final seconds to defeat Texas A&M to advance to the regional semifinals.

There the Tiger magic and Davis' personality was on display to the nation as he helped lead LSU to upsets over No. 1-ranked Duke and an overtime win over No. 9 Texas that got LSU to its first NCAA Final Four in 20 years. The Tigers jumped out on Texas early in overtime and when Davis came down on a break and shot a three-pointer that broke the Longhorns' back, CBS Sports announcer Dick Enberg said with a question in his voice, "Glen Davis for 3? Oh my!"

Davis would earn all-region honors for his play in the NCAA Tournament in a year in which he led the SEC in both scoring (18.6) and rebounding (9.7). He would return to LSU for his junior season and despite injuries and intense pressure to perform, he still again led the league in rebounding (10.2) and earned SEC First-Team honors.

He was a second round pick of the NBA's Seattle Supersonics in the 2007 NBA Draft. He was traded to the Boston Celtics and became an NBA champion in his first year with the team.



All-Century Team

At halftime of the Centennial basketball game on Jan. 31, 2009, a sellout crowd honored LSU's All-Century team. An original group of 15 had turned into a Sweet 16 of LSU basketball after the Centennial Committee decided a near dead heat among three players for two spots was almost impossible to break. A vote of the fans and the Hall of Fame committee each made up 50 percent of the vote that led to the Centennial team. Many of the former players were on hand to receive the specially-designed award that was made for the ceremony while those who were unable to attend or deceased had family members accept or were presented their awards at other venues. Surrounding the court during the ceremony were players, coaches, support staff and family members representing eight decades of LSU basketball.



Mahmoud Abdul-Rauf
(Chris Jackson)
GUARD - 1989-90

All-American, 1989, 1990 ... Set NCAA freshman scoring record, averaging 30.2 ppg; at the time, just the second freshman to make first-team A-A; Seventh all-time in scoring (1,854 pts); 172 three-pointers.

Brandon Bass
FORWARD - 2004-05

SEC Freshman of the Year, 2004; SEC Player of the Year, 2005; Averaged 12.8 points as a freshman, 17.3 points in 2005.

Ricky Blanton
FORWARD - 1985-86; 88-89

All-SEC 1988, 1989; Bulkied up and played center on 1986 NCAA Final Four team; Averaged 20.3 points his senior season; 16th in scoring at 1,501 points; 14th in career rebounds (766).

Howard Carter
GUARD - 1980-83

All-SEC 1982, 1983; Member of 1981 NCAA Final Four team; Averaged over 16 points in last three seasons; Former holder of career minutes played (4,276); third all-time leading scorer (1,942).

Glen Davis
FORWARD - 2005-07

All-American, 2006; SEC Freshman of the Year, 2005; SEC Player of the Year, 2006; 10th all-time in scoring with 1,587 points (16.7 average); Seventh in rebounds (613) ... Member of the 2006 NCAA Final Four team.

Joe Dean
FORWARD - 1950-52

All-SEC 1952; Member NABC Silver Anniversary Team; leading scorer in 1950 and 1951 and second behind Bob Pettit in 1952 (averaging 18.2 ppg); In 1,000-point club (1,072).

Durand "Rudy" Macklin
FORWARD - 1977-81

All-American in 1980, '81; Member 1981 NCAA Final Four team; SEC Player of the Year, 1981; Second in career scoring (2,080 points, 16.9 ppg); All-time leading rebounder (1,276); Jersey retired, 2010.

Pete Maravich
GUARD - 1968-70

National Player of the Year, 1969, 1970; Member of Naismith Basketball Hall of Fame; All-time NCAA career scoring leaders with 3,667 points, an average of 44.2 points for 83 games.

Ethan Martin
GUARD - 1978-81

Member of the 1981 NCAA Final Four team; Second at LSU career assists (638); All-SEC 1980, '81; 190 assists in Final Four season, fourth best at LSU.

Shaquille O'Neal
CENTER - 1990-92

National Player of the Year, 1991; Runnerup 1992; School record for blocks (412); National leader in rebounding (14.7) in 1991; second in rebounding (14.0) in 1992; Second all-time in rebounds (1,217), fourth all-time in points (1,941).

Bob Pettit
FORWARD - 1952-54

All-American, 1953, 1954; Fifth all-time in LSU points (1,916), third scoring average (27.4), first in rebound average (14.8), fourth in total rebounds (1,039), 31.4 ppg average in 1954; Member 1953 NCAA Final Four team.

Don Redden
GUARD - 1983-86

Member of the 1986 NCAA Final Four team; 1,119 career points; Third all-time at LSU in free throw percentage (84.0 percent).

Al "Little Apple" Sanders
CENTER - 1970-72

Averaged over 14 rebounds for his career, third all-time at LSU with 1,168; 1,383 points (16.7 ppg); All-SEC in 1971, '72.

Stromile Swift
FORWARD - 1999-00

SEC Player of the Year, 2000; Averaged 16.2 points and 8.2 rebounds in 2000 ... Blocked 95 shots in 2000.

Collis Temple, Jr.
CENTER - 1972-74

First African-American basketball player for LSU; Best season in 1974 of 15.0 points and 10.5 rebounds.

Sparky Wade
GUARD - 1932-35

Member of the 1935 National Championship team; LSU's first All-America, 1935; Led SEC in scoring three years. Point guard.



Ben Simmons, right, of Montverde Academy, is surprised with the 2014-15 Gatorade National Boys Basketball Player of the Year trophy by nine-time NBA All-Star Dominique Wilkins, Tuesday, March 24, 2015 in Montverde, Fla. The award recognizes outstanding athletic excellence as well as high standards of academic achievement and exemplary character demonstrated on and off the field. Photo/Gatorade, Susan Goldman.

National RECOGNITION

Awards and honors can be funny things sometimes. Some come before you reach the prime of your career, while others come at a time of retirement when you are remembering all the special moments of your career.

For incoming freshman Ben Simmons, he knew something was up when Dominique Wilkins shows up at his school. It was just the final of three major awards Simmons received to conclude his high school career, before he even stepped foot on the LSU campus.

The nine-time NBA All-Star and former Atlanta Hawks forward presented Simmons with his Gatorade National Boys Basketball Player of the Year award at Montverde Academy. That put him up for the overall National POY award and earned him a trip last July to Hollywood for the awards banquet and to walk the red carpet the next night at the ESPYs.

Simmons was also named the 2015 Naismith POY for high school, the second LSU signee to ever win the award, joining Randy Livingston. Simmons also won the Morgan Wooten Award, given to the best male McDonald's All-American player who exemplifies outstanding character, exhibits leadership and embodies the values of being a student-athlete in the classroom and in the community.

“Shaq & Dale”

It seems ironic that two guys would get inducted into the College Basketball Hall of Fame together and also have a documentary debut together in the same six-month period, but that's how it was with former Coach Dale Brown and Player of the Year, All-American and NBA All-Star Shaquille O'Neal.

It seems appropriate that these two went in together in the same year and that they were brought on stage together in Kansas City to be interviewed or in this case tell stories about each other.

There is something powerful when these two guys get together, and for both of them to go into the Hall of Fame and have a documentary about their meeting and the start of more than just a basketball player-coach relationship made it a special time.



Ben Simmons of Montverde Academy holds the trophy during a press conference after being named the 2014-15 Gatorade National Boys Basketball Player of the Year in Montverde, Fla.



ESPN's Hannah Storm (left) and crew filming "Shaq & Dale" in 2014 at the Maravich Center.



Left: Coach Brown on the large video screen at the Hall of Fame Ceremony.
Right: Shaq and Dale together again on stage.



Coach Johnny Jones with senior graduate John Odo (left) and student assistant coach and former player Ronald Dupree.

Academic SUCCESS

Cox Communications Academic Center For Student-Athletes



Kenneth O. Miles
Assistant Vice Chancellor/
Executive Director



Walt Holliday
Director of
Academic Affairs



**Louise Bodack,
Ph.D.**
Director of Student
Affairs



Dorothy Kemp
Manager of Tutorial
Programs



Carole Walker
Sr. Associate Director



Dedrick Ford
Graduate Assistant



Lydia Dorsey
Tutorial Coordinator/
Learning Specialist



Adriana Mason
Associate Director

Vision

To be the premier provider of transformative student-athlete support services nationally and internationally.


Mission

The Cox Communications Academic team of LSU is committed to personal growth, academic guidance/support and the holistic development of each student-athlete and the quality of their experience.



Basketball Graduates

LSU's graduates since Cox Communications Academic Center Opened in 2002



Shaquille O'Neal returned to LSU in December of 2000 to earn his degree.

Brad Bridgewater
July 2002
General Studies

Jermaine Williams
July 2002
Sociology

Collis Temple III
Dec. 2002
Masters Sports Management

Pete Bozek
Dec. 2002
Kinesiology

Jason Wilson
May 2003
General Studies

Brian Greene
Dec. 2003
Biological Sciences

Charlie Thompson
May 2004
General Studies

Paul Wolfert
May 2005
Finance

Louis Earl
July 2005
General Studies

Xavier Whipple
July 2005
General Studies

Darrel Mitchell
May 2006
General Studies

Darnell Lazare
August 2007
Information Systems

David Fleshman
Spring 2008
General Studies

Garrett Temple
Spring 2008
Management

Dameon Mason
Summer 2008
General Studies

Alex Farrer
Spring 2009
Management

Tasmin Mitchell
Spring 2010
Communication Studies

Antonio Hudson
Fall 2010
General Studies

Garrett Green
Summer 2011
Sports Administration

Chris Bass
Spring 2012
Interdisciplinary Studies

Justin Hamilton
Spring 2012
Sociology

Storm Warren
Spring 2012
Sports Management

Malcolm White
Spring 2012
Interdisciplinary Studies

Stanley Roberts
Fall 2012
Sports Administration

Andrew Del Piero
Spring 2013
Sociology

Eddie Ludwig
Summer 2013
Economics

Mychal Williams
Summer 2013
Sports Administration

Shavon Coleman
Summer 2014
Interdisciplinary Studies

Andre Stringer
Summer 2014
Sports Administration

John Odo
Spring 2015
Interdisciplinary Studies

Ronald Dupree
Spring 2015
Electrical Engineering

Antonio Robinson
Spring 2015
Interdisciplinary Studies

SEC Academic Honor Roll

Since Cox Communications Academic Center for Student-Athletes Opened in 2002

2001-02
Brian Green
Collis Temple III

2002-03
Pete Bozek
Brian Green
Charlie Thompson

2003-04
Charles Thompson
Paul Wolfert

Brandon Bass (Freshman)
Ross Neltner (Freshman)

2004-05
Brandon Bass
(SEC Scholar-Athlete of the Year)
Darrel Mitchell
Ross Neltner
Paul Wolfert
Glen Davis (Freshman)
David Fleshman

Garrett Temple (Freshman)

2005-06
Glen Davis
David Fleshman
Darnell Lazare
Darrel Mitchell
Garrett Temple

2006-07
Alex Farrer
Greg Terrebonne (Freshman)

2007-08
Greg Terrebonne

2008-09
Alex Farrer
Garrett Temple

2009-10
Chris Beattie
Alex Farrer

2010-11
Eddie Ludwig

2011-12
Eddie Ludwig

2012-2013
Eddie Ludwig

2014-15
Henry Shortess
Brandon Eddlestone



Stanley Roberts, who played at LSU in 1989-90, returned to school and received his degree in December 2012.

Project Graduation

"Project Graduation" gives a second chance to student-athletes who came up short in earning their degree the first time around. Under the direction of Kenneth Miles, who serves as vice chancellor and the executive director of the Cox Communications Center For Student-Athletes, and academic advisor Jason Shaw, who now oversees the program, "Project Graduation" is already paying dividends. The program has produced 17 graduates over the past two years.

"Our Project Graduation program provides a mechanism through which our former student-athletes can earn their LSU degrees," Vice Chancellor and Director of Athletics Joe Allewa said. "We're committed to giving these students the same level of assistance they received during their playing careers, and the results produced by the program have been outstanding. Through the combined efforts of the Academic Center staff and our coaches, we're honoring our pledge to the students to provide the resources necessary to graduate from LSU."

Academic Center

A \$15 million renovation to the Gym Armory in 2002 not only made it among the nation's premier academic centers, but put it at the forefront. Improvements to the existing center give LSU student-athletes the best opportunity for success by providing access to the latest technology, as well as an array of expanded services.



Academic Center

FOR STUDENT-ATHLETES



GO ONLINE: LSUsports.net/acsa



LSUsports.net/360

“Enter to Learn, Learn to Serve”



Study Area

Included in the 54,000 square feet of the Academic Center are individual study areas as well as 14 private computer rooms for student-athletes to work one-on-one with tutors or by themselves.



Bo Campbell Auditorium

The 1,000-seat auditorium is used through the year as a classroom and lecture hall. Each seat in the auditorium has space for a laptop and a modem hookup, providing each student unlimited learning opportunities. The auditorium also contains a movie theatre size screen to aid professors with lectures and classroom activities.



The Library

The library provides a perfect setting for individual study, or with a tutor as a group.

“The Academic Center for Student-Athletes is a tremendous asset to all athletes. It provides those intangibles that are necessary to achieve success in a collegiate environment. The Center provides tutors to help you understand your course material, academic coaches who teach you organizational skills, and time management seminars to enhance the skills needed in this society.”

- Shaquille O’Neal

FORMER LSU BASKETBALL, ALL-AMERICAN, 1989-92

Values

Accountability

*Exhibiting the willingness to accept responsibility for your actions.

Commitment

*Pledging excellence ever day, every meeting, every situation, every time.

Success

*Achieving excellence in all that is desired, planned or attempted

Integrity

*Adhering to a strict moral and ethical code of behavior and action by consistently upholding rules, regulations and values.

Diversity

*Embracing and valuing the differences we all bring to the table.

Teamwork

*Valuing each other as members of our team and working together to achieve common, agreed upon goals.

Service

*Individually and collectively, creating an environment of social awareness, establishing an appetite for helpfulness and discovering a world with issues greater than our own.

Education

*Fostering a thirst for knowledge and promoting the discipline to pursue life-long learning.



Maravich CENTER

The Tigers debuted a new court design that met with resounding approval prior to the start of the 2013-14 season.

This redesign caught every one's eye as it featured a two-tone new Tiger head logo at center court in a lighter shade to accentuate the mark from the LSU logo and the rest of the floor coloring.

This coming season will see more cosmetic changes on the concourse as far as concessions and items offered as well as new events to make a basketball game part of a total experience in coming to the Pete Maravich Assembly Center for its 45th season of hosting LSU events.

The building has seen constant changes since a three-year campaign began in 2005 to spruce up the building by the LSU Athletic Department.

In a year when the building would also become famous worldwide as the site of the largest triage unit in history after Hurricane Katrina, the athletic department was able to finish its renovation in time for the 2005-06 season and turn the building back into a showcase for LSU men's basketball.

An interactive concourse area depicting the history of the great players who have starred for LSU in the building, additional restrooms, new seats throughout the arena along with increased court lighting has taken the building to a new level. Now, the building features a practice facility for men and women along with a men's locker room complex helping the Assembly Center's appeal for players and fans for years to come.

The Maravich Assembly Center is, like the other venues LSU basketball has bounced





ARENA FACTS

11.5 Million

Original cost of building – \$11.5 million; one of the most visible structures on campus.

NCAAs

Site of two NCAA Men's Regional Basketball Tournaments: 1976, 1986

NITs

Site of six NIT pre- and post-season events: 1982, 1983, 1987, 1989, 2002, 2009

2008, 2009, 2012, 2013, 2014

Site of NCAA Women's Basketball First and Second Rounds in 2008 and 2009; 2012-2014.

East to West

East-to-West, you can put a football field and still have almost 33 yards of space left.

North to South

North-to-South, you can put another gridiron and have about 13 yards extra.

3,113,380

There are over one-fifth of a million square feet enclosed and over one-quarter of a million square feet throughout for a total of 3,113,380 cubic feet.

1,750

A total of 1,750 tons of air conditioning keeps the interior at year-round comfort.



MARAVICH CENTER

13,215

Seats 13,215 spectators after \$5 million renovation to concourse and seating areas.

around in through its long history, unique in its own way. Before moving across from Tiger Stadium, the Tigers set up shop in the Pavilion on the old LSU campus, the Huey Long Field House Gym Armory (now the Cox Communications Academic Center) and the John M. Parker Agricultural Center. LSU and SEC fans knew the latter as the "Cow Palace" as it served as the primary home for LSU basketball for four decades.

But when the LSU Tigers commenced play in the Assembly Center in the 1971-72 season, it marked the beginning of a new era in LSU Roundball. The Assembly Center is now the longest running venue in LSU's basketball history.

The building opened as the LSU Assembly Center, but during the summer of 1988, then Louisiana Governor Buddy

Roemer signed legislation changing the official name of the building to the Pete Maravich Assembly Center in honor of the LSU star who had died tragically earlier that same year.

The Maravich Center is also the home for the LSU volleyball, gymnastics and women's basketball teams.



LSU vs. Opponents in the PMAC SEC Schools

Alabama - 25-18
Arkansas - 15-9
Auburn - 28-15
Florida - 24-9
Georgia - 21-12
Kentucky - 16-17
Ole Miss - 35-8

Mississippi State - 24-19
Missouri - 2-0
South Carolina - 7-5
Tennessee - 17-16
Texas A&M - 3-1
Vanderbilt - 21-11

Non-Conference Opponents

UAB - 2-0
Alcorn State - 2-0
Arizona - 3-0
Arkansas State - 2-0
Ball State - 0-1
Belmont - 1-0
Bethune-Cookman - 1-0
Boise State - 1-0
Boston University - 2-0
UC-Irvine - 1-0
UCLA - 0-1
UC-Santa Barbara - 1-0
Cal State Fullerton - 1-0
Cal State Los Angeles - 1-0
Campbell - 2-0
Charleston - 1-0
Centenary - 6-0
Central Connecticut State - 1-0
Central Michigan - 1-0
Chapman - 1-0
Cleveland State - 1-0
Coastal Carolina - 0-1
Colgate - 1-0
Connecticut - 1-0
Coppin State - 0-1
Cornell - 2-0
Delaware - 1-0
Delaware State - 1-0
DePaul - 1-1
Drake - 1-0
Duke - 0-1
Farleigh-Dickinson - 1-0
Fresno State - 1-0
Gardner-Webb - 1-0
George Mason - 1-0
Georgetown - 1-0
Georgia State - 1-0
Georgia Tech - 1-0
Grambling State - 3-0
Hardin-Simmons - 3-0
Houston - 4-2
Houston Baptist - 2-0
Iona - 1-0
Illinois - 0-1
Indiana State - 1-0
Jackson State - 3-1
Kansas - 0-1
Lafayette - 1-0
Lamar - 1-1
Louisiana College - 1-0
Louisiana-Lafayette - 5-0
Louisiana-Monroe - 6-0
Louisiana Tech - 1-1
Louisville - 0-1
Loyola (Chicago) - 2-0
Loyola (New Orleans) - 1-0
Loyola Marymount - 2-0
LSU-Shreveport (exh) - 1-0
Maine - 1-0
Marquette - 1-0
Marist - 2-0
Maryland - 1-0
Massachusetts - 1-0
Maryland-Baltimore Co. - 1-0
McNeese State - 22-0
Mercer - 1-0
Memphis - 1-0
Michigan - 0-1

Middle Tennessee State - 1-0
Miss. Valley State - 2-0
Montana State - 2-0
Nevada-Las Vegas - 2-0
Nevada-Reno - 1-0
New Orleans - 7-2
Niagra - 1-0
Nicholls State - 15-1
Norfolk State - 1-0
North Carolina - 0-1
North Carolina A&T - 2-0
UNC-Wilmington - 3-0
Northern Arizona - 2-0
Northern Iowa - 0-1
North Texas - 0-1
Northwestern State - 10-0
Ohio State - 1-0
Oklahoma City - 1-0
Oral Roberts - 3-1
Oregon State - 1-0
Pacific - 1-0
Prairie View A&M - 3-0
Radford - 0-1
Rhode Island - 1-0
Rice - 2-0
Robert Morris - 1-0
St. Peter's - 2-0
St. Francis (PA) - 3-0
Samford - 2-2
Sam Houston State - 2-0
Savannah State - 1-0
Seton Hall - 1-0
South Alabama - 1-1
Southeastern Louisiana - 11-0
Southern-BR - 9-0
Southern-NO - 1-0
Southern California - 1-0
Southern Mississippi - 4-0
Southwest Texas State - 1-0
Stanford - 1-0
UT-Chattanooga - 1-0
Tennessee-Martin - 4-0
Tennessee State - 1-0
Texas - 4-1
Texas A&M CC - 1-0
Texas Christian - 0-1
Texas-El Paso - 1-0
Texas-Pan American - 3-0
Texas Tech - 1-0
Texas Southern - 1-0
Towson - 1-0
Troy - 5-0
Tulane - 11-1
U.S. International - 1-0
Utah - 1-1
Utah State - 1-0
Villanova - 0-1
Virginia - 0-1
Washington - 2-1
Washington State - 2-0
West Virginia - 0-1
Western Kentucky - 2-0
Wichita State - 0-2
Winthrop - 1-0
Wright State - 1-0
Wyoming - 1-0
Xavier - 1-1



Year-by-Year at Maravich Assembly Center

YEAR	GAMES	RECORD	SEC	NON-CONF.
1971-72	12	8-4	5-4	3-0
1972-73	12	8-4	5-4	3-0
1973-74	14	9-5	4-5	5-0
1974-75	12	6-6	4-5	2-1
1975-76	16	10-6	4-5	6-1
1976-77	16	11-5	5-4	6-1
1977-78	15	11-4	7-2	4-2
1978-79	14	13-1	8-1	5-0
1979-80	14	12-2	7-2	5-0
1980-81	15	15-0	9-0	6-0
1981-82	13	9-4	7-2	2-2
1982-83	15	11-4	6-3	5-1
1983-84	14	12-2	8-1	4-1
1984-85	15	13-2	8-1	5-1
1985-86	16	13-3	6-3	7-0
1986-87	16	10-6	5-4	5-2
1987-88	15	11-4	7-4	4-0
1988-89	16	11-5	7-2	4-3
1989-90	18	16-2	8-1	8-1
1990-91	16	15-1	8-1	7-0
1991-92	16	12-4	6-2	6-2
1992-93	17	15-2	6-2	9-0
1993-94	14	8-6	3-5	5-1
1994-95	16	9-7	3-5	6-2
1995-96	18	11-7	3-5	8-2
1996-97	15	9-6	3-5	6-1
1997-98	16	8-8	1-7	7-1
1998-99	16	12-4	4-4	8-0
1999-00	16	15-1	7-1	8-0
2000-01	16	9-7	1-7	8-0
2001-02	17	12-5	4-4	8-1
2002-03	18	16-2	6-2	10-0
2003-04	15	12-3	5-3	7-0
2004-05	15	14-1	8-0	6-1
2005-06	16	14-2	8-0	6-2
2006-07	18	14-4	5-3	9-1
2007-08	15	9-6	3-5	6-1
2008-09	21	19-2	7-1	12-1
2009-10	18	11-7	2-6	9-1
2010-11	18	8-10	1-7	7-3
2011-12	15	11-4	6-2	5-2
2012-13	17	14-3	6-3	8-0
2013-14	16	13-3	7-2	6-1
2014-15	17	13-4	5-4	8-0
TOTALS	690	512-178	238-139	274-39
44 YEARS		.742	.631	.875

Home Attendance at the PMAC

YEAR	GAMES	ATTENDANCE	AVERAGE
1971-72	12	93,876	7,823
1972-73	12	110,881	9,240
1973-74	14	144,105	10,293
1974-75	12	99,589	8,299
1975-76	16	124,362	7,773
1976-77	16	133,636	8,352
1977-78	15	148,423	9,895
1978-79	14	177,964	12,712
1979-80	14	175,339	12,524
1980-81	15	205,622	13,708
1981-82	13*	171,305	13,177
1982-83	15*	180,795	12,053
1983-84	14	177,596	12,685
1984-85	15	195,927	13,062
1985-86	16#	201,820	12,614
1986-87	16\$	165,182	10,324
1987-88	15@	174,414	11,628
1988-89	16	192,016	12,001
1989-90	18@	246,257	13,681
1990-91	16	214,473	13,404
1991-92	16	209,345	13,084
1992-93	17	193,632	11,390
1993-94	14	152,117	10,866
1994-95	16	172,888	10,806
1995-96	18	165,710	9,206
1996-97	15	111,722	7,448
1997-98	16	114,266	7,142
1998-99	16	123,941	7,746
1999-00	16	168,784	10,549
2000-01	16	129,709	8,106
2001-02	17*	145,078	8,534
2002-03	18	156,368	8,687
2003-04	15	140,321	9,355
2004-05	15	141,139	9,409
2005-06	16	151,499	9,469
2006-07	18	180,038	10,002
2007-08	15	128,469	8,565
2008-09	21	217,834	10,373
2009-10	18@	160,836	8,935
2010-11	18	128,749	7,153
2011-12	15	129,910	8,661
2012-13	17	130,105	7,653
2013-14	16	142,567	8,910
2014-15	17	151,249	8,897
TOTALS	690	6,979,821	10,116

* - Includes one National Invitation Tournament post-season game
 # - Includes two NCAA Tournament SE Regional games
 \$ - Includes one Pre-Season NIT game
 @ - Includes two SEC Tournament games
 @ - Includes two Pre-Season NIT games

Top Paid Men's Basketball Attendances at Maravich Center (1972-2005)

	ATTENDANCE	OPPONENT	DATE
1.	15,694	Ole Miss	Feb. 25, 1981
2.	15,399	Ole Miss	Jan. 19, 1991
3.	15,242	Alabama	Jan. 21, 1989
4.	15,192	Kentucky	Jan. 19, 1981
5.	15,109	Vanderbilt	Jan. 2, 1991
6.	15,093	Auburn	Jan. 20, 1982
7.	14,987	Ole Miss	Feb. 1, 1989
8.	14,799	Ole Miss	Jan. 21, 1995
9.	14,687	Tennessee	Jan. 24, 1981
10.	14,568	Auburn	Jan. 15, 1979
11.	14,551	Kentucky	Feb. 11, 1978
11.	14,551	UCLA	Dec. 17, 1994
13.	14,486	Auburn	Feb 9, 2000
14.	14,460	McNeese State	Jan. 20, 1992
15.	14,449	Vanderbilt	Jan. 7, 1981

Top Paid Attendances In Current Seat Configuration (2006-present)*

1.	13,997	Kentucky	Feb. 10, 2015
2.	13,839	Xavier	Jan. 24, 2009
3.	13,468	Georgia	Jan. 25, 2006
4.	13,345	Florida	Feb. 24, 2009
5.	13,249	Vanderbilt	March 4, 2009
6.	13,121	Connecticut	Jan. 6, 2007
7.	13,083	Kentucky	Feb. 6, 2010
8.	12,698	Arkansas	Jan. 31, 2009
9.	12,507	Ole Miss	March 4, 2006
10.	12,401	Florida	Feb. 24, 2007
11.	12,053	Texas A&M	Dec. 5, 2006
12.	12,124	Kentucky	Jan. 28, 2014
13.	11,871	Auburn	Feb. 21, 2009
14.	11,709	Mississippi State	Jan. 21, 2009
15.	11,674	Alabama	Jan. 31, 2007
16.	11,631	Kentucky	Jan. 28, 2012
17.	11,576	Kentucky	Feb. 25, 2006
18.	11,511	Jackson State	Nov. 15, 2008
19.	11,425	Ole Miss	Feb. 14, 2009
20.	11,393	South Carolina	Jan. 14, 2009

*Note: Capacity after remodeling of seating area prior to the 2005-06 season dropped to 13,215.





Practice FACILITY

BELOW: The Legends Club connects to the Maravich Center concourse.

When the LSU Practice Facility was attached to the Pete Maravich Assembly Center, it marked a new chapter in LSU Basketball's long history. The modern "workplace" of hoops is helping LSU basketball be a better team and a better program every day.

While the front of the building is dominated by the statue of Shaquille O'Neal that was unveiled in September of 2011, it is what goes on inside the facility that is most important to the present and future of the LSU men's basketball program.

The chance to schedule practice when needed and the chance to get shots up or work on free throws any time is what makes this facility so important to the players of this program.

If they want to take the time, the opportunity to improve is there.

It explains why the facility is affectionally called "The Lab."

Most excited about the facility is the man whose statue dominates the front of the facility.

"I'm actually jealous," said Shaquille O'Neal. "I had to beg the security guards to let me in the (old) downstairs practice facility which at the time they called the 'dungeon.'"



I spoke to the team and I said listen you got everything you want here ... My message to them was take advantage of all this stuff."

"It's important for the program and it gives us a recruiting edge," said another of the players whose jersey hangs from the rafters of the Maravich Center, Durand "Rudy" Macklin. "It will make a player want to come here. It's a basketball player's dream."

The facility features exact duplicate full-size gymnasiums. Each has two portable goals and four overhead retractable goals. Both courts are exact replicas of the PMAC competition court. Each gym features a scoreboard, video filming balcony and scorer's table with video and data connection. Each gym spans 11,324 square feet and includes a regulation NCAA court in length with two

Facility Facts

- Project Cost: \$13,913,000
- Ground broken on July 1, 2008
- Contractors: Guy Hopkins Construction of Baton Rouge based on the designs by the firm of Tom Holden Architects of Baton Rouge in a joint venture with RDG Sports of Des Moines, Iowa
- Total Project Area: 58,960 square feet of new construction and 1,100 square feet of renovated construction
- Two state-of-the-art practice gyms each spanning 11,324 square feet; includes a regulation NCAA court in length with two regulation high school courts in the opposite direction
- Each gym has two portable goals and four overhead retractable goals; both are exact replicas of the PMAC competition court
- Each gym can hold up to 800 people for special events
- Each gym features a scoreboard, video filming balcony and scorer's table with video and data connections to enable instant replay
- A central two story lobby and grand staircase ascends to the second level. The lobby showcases team displays and graphics, trophy cases and memorabilia from the past. The displays and wall graphics were designed by ZE Design of Centerville, Ohio.
- On the second level of the facility is a Pre-Function Room that opens to an extension of the Maravich Center concourse. It can hold approximately 500 people for pre-game and post-game functions.
- Other areas of the addition include a Media Interview Area, Men's Basketball Locker Room, Team Lounge, Training Room, Laundry Facility, Coach's Locker Room and storage areas.



**TOP: The LSU dressing room
BOTTOM: The men's practice gym**



**LEFT: The entrance way of the practice facility highlights the history of both the men's and women's basketball programs.
MIDDLE: The facility video room. RIGHT: LSU's training room.**



regulation high school courts in the opposite direction.

Besides, the men's gymnasium, the facility is the primary work area for the basketball team with locker room, team lounge, training room, laundry facility, coaches locker room and storage areas.

The building also includes a central two-story lobby and staircase that ascends to the second level that has a room (The Legends Club) that can hold approximately 500 people for pre-game and post-game functions that leads into the Maravich Center concourse.

The functionality of the building is seen most through the state-of-the-art media room on the first level of the facility. The media room's location allows players and coaches to easily visit the media before practices, while also taking care of media obligations without

distractions after the stress of a basketball game.

The lobby of the building showcases team displays and graphics, trophy cases (featuring the hardware of some of the great seasons) and memorabilia from the long history of LSU basketball.

Also design work is featured in the men's basketball halfways complete with vibrant pictures that lead players and coaches down to the dressing room rotunda and hallway to the arena floor.

The display and wall graphics were designed by ZE Design of Centerville, Ohio.

The facility was constructed by Guy Hopkins Construction of Baton Rouge based on designs by the firm of Tom Holden Architects of Baton Rouge in a unique joint venture with RDG Sports of Des Moines, Iowa.





One side of the dressing room hallway spotlights players that have played in the NBA.



This wall spotlights LSU's eight SEC player of the year honorees.



First-team All-Americans from Sparky Wade in 1935 to Glen Davis in 2006 are also highlighted in the walk down the hallway.



Another mural spotlights LSU's three "NBA at 50" players – Bob Pettit, Shaquille O'Neal and Pete Maravich.



The dressing room rotunda and this brilliant Tiger logo leads one into the LSU Lockerroom.



The Wolfert Family Players Lounge.



"One Team" is a theme that is stressed often at LSU.



Whether heading to the court that has built "A Legacy of Champs" or heading to the practice gym, known as "The Lab", the LSU player has the facilities to become the best they can.



Strength

Basketball Strength and Conditioning Coach Ricky Lefebvre takes the team through another pre-season workout.

& CONDITIONING

The LSU strength and conditioning facility in Tiger Stadium was built in 1997 and features the latest in both strength training and cardiovascular training equipment.

Measuring 10,000-square feet, LSU has one of the finest strength and conditioning facilities in the nation.

Coach Johnny Jones selected Ricky Lefebvre to supervise the basketball strength and conditioning program at LSU. Lefebvre, in his third season, has worked extensively with both collegiate and professional athletes, including a stint with Coach Jones at North Texas.

Lefebvre most recently served as a strength coach at the Michael Johnson Performance Center where he developed programs for the NFL combine class and athletes who performed in the 2012 London Olympics.

The LSU basketball program has always had a training philosophy geared towards training that reflects the specific demands which basketball places on the athletes. Through the combination of weight training, conditioning and flexibility the total program is designed to make explosive, dynamic and flexible athletes who are well prepared for any game-time situation.



GO ONLINE: LSUsports.net/360





28

Multi-purpose power stations

36

Assorted selectorized machines

10

Dumbbell stations with 2 sets of 5-180 pound free weights

Custom

Custom made equipment by Body Masters and Eleiko



Total Commitment

One of the many aspects of the LSU basketball strength and conditioning program that differentiates it from other elite programs is the total commitment to improving each player's athleticism and his body's ability to handle the stresses of the sport.

It begins with a comprehensive physical evaluation and continues with pre-season, in-season, spring and off-season training. Each player receives individually designed exercise and nutritional plans created with his strengths and weaknesses in mind, to help each athlete reach the extent of his potential, both physical and mental.





Athletic TRAINING

Basketball athletic trainer Shawn Eddy helps prepare the athletes for the daily practice session.

LSU basketball's practice facility boasts a modern training room with all the things necessary to help the student-athlete through the rigors of a basketball season. That facility supplements the Broussard Center for Athletic Training in Tiger Stadium. The Broussard Center includes an on-site x-ray room, as well as the largest hydrotherapy pool in both collegiate and professional sports and is one of the few collegiate training centers with a full-service pharmacy and a full-service vision center.



The Training Room

LSU men's basketball team now has the benefits of a first class training facility of its own in the practice facility attached to the Maravich Center.

Dr. Martin J. Broussard ATHLETIC TRAINING CENTER



The two story, 22,000 square foot facility contains 20 treatment tables with the newest forms of modalities available, 14 taping stations, a 1,600 square foot rehabilitation area which contains the latest rehabilitation equipment including the Cybex Norm, Woodway treadmills and Body Master select rise equipment. LSU's multi-million dollar athletic training facility is named in honor of Dr. Martin J. Broussard (left), the legendary trainer whose career spanned over 40 years at LSU.



Complete Care



Dental Center

A fully functional dental center, staffed by Dr. Robin Levy and Dr. John Vance, is located inside the Broussard Center for Athletic Training.



Rehabilitation

LSU's Broussard Center for Athletic Training boasts some of the most technologically advanced equipment to aid the recuperation and rehabilitation of LSU's student-athletes.



Real-Time X-Rays

A new state-of-the-art fluoroscope was added in the summer of 2008 that will provide LSU trainers the opportunity to take x-rays on site in the Operations Center. The machine can provide real-time images of the internal structures of a patient.



Fueling Station

LSU Athletic Training is a pioneer in the use of sound nutritional practices for student-athletes with the addition of full-time registered dietitians.



Vision Center

Dr. Don Peavy and Dr. Russell Saloom conducts eye exams for LSU's student-athletes in a convenient location in the Broussard Center for Athletic Training.

Pharmacy

The LSU Athletic Training Pharmacy is the only one of its kind in college athletics. Staffed by pharmacist Kevin Denoux and Caroline Lancon, the LSU Athletic Training Pharmacy provides the Tigers with first-class service in a convenient location.



Community OUTREACH

Coach Jones and team members annually visit the children's wing at Our Lady of the Lake hospital.

LSU Student-Athletes participate in a variety of community service projects including reading at schools, hospital visits and speaking engagements.



LSVI

Coach Jones and players also spent time at the Louisiana School for the Visually Impaired in what was a learning experience for both students and student-athletes.



Block Party

The men's basketball team joins the Lady Tigers each year in a pre-season block party on Tower Drive. It's a chance to allow students to interact with the players and create new fans to come watch the team play at the Maravich Center.



The benefit of the first two “Johnny Jones Courts For Kids” golf events was realized last summer with the ribbon cutting for the first court located at Expressway Park on South 11th Street in Baton Rouge. The park features a playground, recreation center, picnic areas, a practice football field, and a trailhead to the Downtown Greenway.



Move In Day

At the start of the school year, student-athletes from several LSU sports, including the men’s basketball team and coaching staff, helped new freshmen move into their dorm rooms.



Tigers

IN THE NBA

Brandon Bass

Bass is now the senior member of LSU's present NBA roster, entering his 11th season in the league but his first with the Los Angeles Lakers. Bass, the 2005 SEC POY, was drafted by the then New Orleans Hornets and has also played for the Dallas Mavericks, Orlando Magic and Boston Celtics.



The LSU basketball program has a lasting legacy with the National Basketball Association that spans both the Tigers and the league's long history.

In the 1950s and early '60s, LSU's Bob Pettit fought long and hard to win an NBA championship. Most of those years standing in his way were the feared Boston Celtics. He finally accomplished his dream, winning the title in 1958. That title was celebrated in 2008 in Atlanta as the Hawks honored Pettit on the 50th anniversary of that title.

Also in 2008, another LSU player celebrated with the NBA championship trophy, ironically with those same Boston Celtics. Glen Davis, who was chosen in the second round of the 2007 NBA draft, made the most of his chance to shine and now has a Final Four and an NBA title on his resume', the second LSU player to achieve that double.

Eight times in the last 25 years, the Tigers have had a former player taken in the first round

LSU's NBA First Round Draft choices

1952	Joe Dean - Indianapolis Olympians
1954	Bob Pettit - Milwaukee Hawks (2nd pick)
1970	Pete Maravich - Atlanta Hawks (3rd pick)
1983	Howard Carter - Denver Nuggets
1985	Jerry Reynolds - Milwaukee Bucks
1986	John Williams - Washington Bullets
1990	Chris Jackson - Denver Nuggets (3rd pick)
1991	Stanley Roberts - Orlando Magic
1992	Shaquille O'Neal - Orlando Magic (1st pick)
1993	Geert Hammink - Orlando Magic
2000	Stromile Swift - Vancouver Grizzlies (2nd pick)
2006	Tyrus Thomas - Portland Trailblazers (4th pick, traded to Bulls)
2008	Anthony Randolph - Golden State Warriors
2015	Jarell Martin - Memphis Grizzlies

of the NBA draft. Four times in that period an LSU player has been one of the top four picks in the draft.

When Jarell Martin was taken with the 25th pick of the first round by the Memphis Grizzlies in the 2015 NBA Draft, he became the 14th

player all-time taken from LSU in the first round of the draft.

Three of the LSU players who have their numbers hanging from the rafters of the Pete Maravich Assembly Center were top draft picks - Bob Pettit (2nd pick - Milwaukee, 1954); Pete Maravich (3rd pick - Atlanta, 1970) and Shaquille O'Neal (1st pick - Orlando, 1992). Chris Jackson (1990), Stromile Swift (2000) and Tyrus Thomas (2006) were all shaking the commissioner's hand in the first few picks of the draft when their time came to take the hallowed NBA stage.


Since 1952, teams in the NBA draft have chosen 52 players from LSU. Plus there are countless others who have and are presently playing for teams abroad. In all, a total of 35 players have logged regular season minutes in either the NBA or the old American Basketball



NBA's 50th Anniversary Team (selected in 1996)



Pete Maravich



Bob Pettit



Shaquille O'Neal



Current LSU Players in the NBA



Brandon Bass
Los Angeles Lakers

Bass is now the senior member of LSU's present NBA roster, entering his 11th season in the league and his first with the Lakers after four with the Boston Celtics. He is fourth among all LSU NBA players with 640 games played. Career averages of 9.1 points, 4.7 rbs. Averaged 10.6 ppg last season. Played for OKC/ NOLA, Dallas, Orlando and Boston in his NBA career.



Jarell Martin
Memphis Grizzlies

Martin was LSU's 14th first-round choice at No. 25 for the Memphis Grizzlies, leaving LSU after an All-SEC sophomore season. Presently, recovering from a broken foot suffered in early September.



Jordan Mickey
Boston Celtics

Mickey, who was the first player to block 100 shots in a season since Shaquille O'Neal, left LSU after an All-SEC sophomore season and was a second round selection of the Boston Celtics.




Johnny O'Bryant III
Milwaukee Bucks

After back-to-back first-team All-SEC seasons at LSU, O'Bryant III was drafted in the second round of the 2014 NBA Draft by Milwaukee. He took part in their summer league games, but had some injuries in his rookie campaign and appeared in only 34 games, averaging 2.9 points.



Garrett Temple
Washington Wizards

Temple has helped several teams since leaving LSU after the championship season of 2009. He played for Houston, Sacramento and San Antonio in 2010 and San Antonio, Milwaukee and Chicago in 2011. After a season in the developmental league, Washington picked him up in 2013 and after playing 75 games in 2014, signed a 2-year deal prior to the 2014-15 season. He has played 229 career games with a 3.5 ppg average.



Marcus Thornton
Houston Rockets

Marcus Thornton has a new home this season again, this time Houston. Thornton had big years in Sacramento, averaging 21.3 points in 2011, 18.7 in 2012 and 12.7 ppg in 2013. Thornton was the 2009 SEC POY and earned second-team NBA rookie team honors in 2010 with New Orleans. He has played 389 games with a 13.4 career scoring average. He should this season become the 12th LSU player to record 400 career NBA games.




Tigers in the NBA



Tyrus Thomas



Garrett Temple



Chris Johnson

NBA TIGERS BY FRANCHISE

EASTERN CONFERENCE

Atlanta Hawks

Frank Brian	1950-51
Bob Pettit	1954-65
Pete Maravich	1970-74
Rudy Macklin	1981-83
Randy Livingston	1997-98

Boston Celtics

Pete Maravich	1980-81
Glen Davis	2007-11
Shaquille O'Neal	2010-11
Chris Johnson	2010-11
Brandon Bass	2011-15
Marcus Thornton	2014-15
Jordan Mickey	2015-

Brooklyn Nets

Jabari Smith	2004-06
Stromile Swift	2008-09
Marcus Thornton	2013-14

Charlotte Hornets

Garrett Temple	2010-11
Tyrus Thomas	2010-13
Justin Hamilton	2013-14

Chicago Bulls

Glenn Hansen	1976-77
Ricky Blanton	1992-93
Ronald Dupree	2003-04
Randy Livingston	2005-06
Tyrus Thomas	2006-10
Anthony Randolph	2013-14

Cleveland Cavaliers

Kenny Higgs	1978-79
Shaquille O'Neal	2009-10

Detroit Pistons

Frank Brian	1951-56
Ronald Dupree	2006-07

Indiana Pacers

John Williams	1994-95
---------------	---------

Miami Heat

Shaquille O'Neal	2004-08
Justin Hamilton	2014-15

Milwaukee Bucks

Jerry Reynolds	1985-88,
	1995-96
Garrett Temple	2010-11

Johnny O'Bryant III	2014-
---------------------	-------

New York Knicks

DeWayne Scales	1980-82
Rudy Macklin	1982-83
Anthony Randolph	2010-11

Orlando Magic

Jerry Reynolds	1989-93
Stanley Roberts	1991-92
Shaquille O'Neal	1992-96
Geert Hammink	1994-95
Brandon Bass	2009-11
Anthony Randolph	2013-14

Philadelphia 76ers

Stanley Roberts	1998-99
Jabari Smith	2001-02

Toronto Raptors

Ronald Dupree	2010-11
---------------	---------

Washington Wizards

DeWayne Scales	1983-84
John Williams	1986-91
Garrett Temple	2012-

WESTERN CONFERENCE

Dallas Mavericks

Howard Carter	1984-85
Brandon Bass	2007-09

Denver Nuggets

Kenny Higgs	1980-82
Howard Carter	1983-84
Mahmoud Abdul Rauf	1990-96
Anthony Randolph	2012-14

Golden State Warriors

Geert Hammink	1993-96
Randy Livingston	1999-00
Anthony Randolph	2008-10

Houston Rockets

Randy Livingston	1996-97
Stanley Roberts	1998-99
Stromile Swift	2005-06
Garrett Temple	2009-10
Marcus Thornton	2015-

Los Angeles Clippers

John Williams	1992-94
Stanley Roberts	1992-97
Randy Livingston	2003-04

Glen Davis	2013-14
------------	---------

Los Angeles Lakers

Shaquille O'Neal	1996-04
Maurice Carter	2003-04
Brandon Bass	2015-

Memphis Grizzlies

Mahmoud Abdul Rauf	2000-01
Stromile Swift	2000-05,
	2006-08
Tyrus Thomas	2014-15
Jarell Martin	2015-

Minnesota Timberwolves

Stanley Roberts	1997-98
Ronald Dupree	2005-06
Anthony Randolph	2011-12
Chris Johnson	2013
Justin Hamilton	2015

New Orleans Pelicans

Randy Livingston	2002-03
Maurice Carter	2003-04
Brandon Bass	2005-07
Marcus Thornton	2009-11
Chris Johnson	2011-12

Oklahoma City Thunder

Jerry Reynolds	1998-99
Randy Livingston	2001-02,
	2006-07
Ronald Dupree	2007-08

Phoenix Suns

Randy Livingston	1999-00
Shaquille O'Neal	2008-09
Stromile Swift	2009-10
Marcus Thornton	2014-15

Sacramento Kings

Glenn Hansen	1975-78
Mahmoud Abdul Rauf	1996-98
Jabari Smith	2000-02,
	2003-04
Garrett Temple	2009-10
Marcus Thornton	2011-14

San Antonio Spurs

Garrett Temple	2009-10
----------------	---------

Utah Jazz

Pete Maravich	1974-80
Randy Livingston	2004-05



Tigers in the NBA



NBA Draft Picks from LSU

YEAR	PLAYER	TEAM	ROUND	
1947	Jack Coleman	Indianapolis		
	Bobby Lowther	Indianapolis		
1952	Joe Dean	Indianapolis	1st	
1954	Bob Pettit	Milwaukee	1st (2nd pick)	
1955	Don Belcher	Fort Wayne	N/A	
1960	Dick Davies	St. Louis	8th	
1961	Bill Engressor	New York	14th	
1965	Dick Maile	Cincinnati	11th	
1966	John Jones	Baltimore	5th	
1970	Pete Maravich	Atlanta	1st (3rd pick)	
	Dan Hester	Atlanta	2nd	
1971	Nelson Isley	Buffalo	17th	
1972	Al Sanders	Baltimore	4th	
1974	Ed Palubinskas	Atlanta	4th	
		Utah (ABA)	8th	
	Collis Temple, Jr.	Phoenix	6th	
		S. Antonio (ABA)	3rd	
	Glen Hansen	Kentucky	9th	
1975	Glen Hansen	KC-Omaha	2nd	
		Memphis (ABA)	44th	
1978	Kenny Higgs	Cleveland	3rd	
1979	Al Green	Phoenix	3rd	
	Lionel Green	Houston	4th	
1980	DeWayne Scales	New York	2nd	
	Rick Mattick	New Jersey	6th	
1981	Greg Cook	New York	2nd	
	Durand Macklin	Atlanta	3rd	
	Ethan Martin	Cleveland	4th	
	Willie Sims	Denver	5th	
1983	Howard Carter	Denver	1st	
1984	Leonard Mitchell	Cleveland	3rd	
	John Tudor	Dallas	9th	
1985	Jerry Reynolds	Milwaukee	1st	
	Don Redden	Denver	3rd	
1986	Derrick Taylor	Indiana	4th	
	John Williams	Washington Bullets	1st	
	Steffond Johnson	L. A. Clippers	5th	
	1987	Nikita Wilson	Portland	2nd
	Anthony Wilson	Chicago	5th	
1988	Jose Vargas	Dallas	2nd	
	Hernan Montenegro	Philadelphia	3rd	
1989	Ricky Blanton	Phoenix	2nd	
1990	Chris Jackson	Denver	1st (3rd pick)	
1991	Stanley Roberts	Orlando	1st	
1992	Shaquille O'Neal	Orlando	1st (1st pick)	
1993	Geert Hammink	Orlando	1st	
1996	Randy Livingston	Houston	2nd	
	Ronnie Henderson	Washington	2nd	
2000	Stromile Swift	Vancouver	1st (2nd pick)	
	Jabari Smith	Sacramento	1st	
2005	Brandon Bass	New Orleans	2nd	
2006	Tyrus Thomas	Portland	1st (4th pick)	
		(traded Chicago)		
2007	Glen Davis	Seattle	2nd	
		(traded Boston)		
2008	Anthony Randolph	Golden State	1st (14th pick)	
2009	Marcus Thornton	Miami	2nd	
2012	Justin Hamilton	Philadelphia	2nd	
		(traded Miami)		
2014	Johnny O'Bryant III	Milwaukee	2nd	
2015	Jarell Martin	Memphis	1st	
	Jordan Mickey	Boston	2nd	

Former NBA Tigers

Several former Tigers have had outstanding careers in the NBA ... Here are a few notes on some of those players: (complete stats on all former NBA and ABA players can be found on page 48):

◀ Mahmoud Abdul-Rauf

Denver 1991-96; Sacramento 1997-98; Vancouver 2001 ... Played at LSU under the name of Chris Jackson ... NBA's Most Improved Player in 1993 ... Led Denver in scoring, 1993-96 ... Career scoring average of 14.6 ppg ... 90 percent career free throw percentage.

Frank Brian

Anderson (NBL-NBA), 1948-50; Tri-Cities, 1951; Fort Wayne 1952-56 ... Nine years, seven in NBA ... Two-time NBA all-star ... Career scoring average of 12.3 ppg.

Ronald Dupree

Undrafted out of LSU in 2003 ... Played for Chicago '03-04; Detroit '04-05; 06-08; Minnesota '05-06; Seattle, '08 ... Member of NBA finalist team in 2005 ... Played 154 games, average 3.6 points per game.

Randy Livingston

Houston, 1996-97; Atlanta 1997-98; Phoenix 1998-00; Golden State, 2000-01; Seattle 2001-02; New Orleans 2002-03; Los Angeles Clipper 2003-04; Utah 2004-05; Chicago 2005-06; Seattle 2006-07 ... Played 11 seasons and 203 career games ... Averaged 3.8 ppg, 1.4 rpg.

Durand "Rudy" Macklin

Atlanta, 1982-83; New York, 1984 ... Career scoring average of 6.4 ppg.

Pete Maravich "Pistol Pete"

Atlanta 1971-74; New Orleans, 1975-79; Utah-Boston, 1980-81 ... Four time NBA All-Star ... Career scoring average of 24.2 ppg, totaling almost 16,000 points ... Member of the NBA's 50-year anniversary all-star team.

Shaquille O'Neal

Orlando, 1993-96; Lakers 1997-04; Miami 2005-08; Phoenix 2008-09; Cleveland 2010; Boston 2011 ... Member of the NBA's 50-year anniversary all-star team ... Three-time Finals MVP, 15 time All-Star ... 1,207 career games ... 28,596 career regular season points.

Bob E. Pettit, Jr.

Milwaukee 1955; St. Louis, 1956-65 ... 11-time NBA All-Star ... Member of the NBA's 50-year anniversary all-star team ... Career scoring average of 26.4 ppg, scoring over 20,800 points.

Jerry Reynolds

Milwaukee 1985-88; Seattle 1988-89; Orlando 1989-92; Milwaukee, 1995-96 ... 443 games played ... Career scoring average of 9.1 ppg and 3.0 rpg.

Stanley Roberts

Orlando, 1992; L. A. Clippers 1993-97 ... 9.6 ppg career scoring average.

DeWayne Scales

New York, 1981-82; Washington 1984 ... 4.6 ppg career scoring average.

Stromile Swift

Second pick of the draft by Vancouver, 2000 ... Played for Vancouver/Memphis 2000-05; Houston, 06; Memphis 07-08, New Jersey '09. Played 547 games, averaged 8.4 points.

John Sam Williams


Washington, 1987-91; LA Clippers 1993-94; Indiana 1995... Career scoring average of 10.1 ppg.



Tigers in the NBA



Marcus Thornton



Glen Davis

NBA Most Valuable Player

1955-56	Bob Pettit	St. Louis Hawks
1958-59	Bob Pettit	St. Louis Hawks
1999-00	Shaquille O'Neal	Los Angeles Lakers

NBA Rookie of the Year

1954-55	Bob Pettit	Milwaukee Hawks
1992-93	Shaquille O'Neal	Orlando Magic

NBA Comeback Player of the Year

1992-93	Mahmoud Abdul-Rauf	Denver Nuggets
---------	--------------------	----------------

NBA Finals Most Valuable Player

1999-00	Shaquille O'Neal	Los Angeles Lakers
2000-01	Shaquille O'Neal	Los Angeles Lakers
2001-02	Shaquille O'Neal	Los Angeles Lakers

All-NBA Rookie Team

2009-10	Marcus Thornton	2nd	New Orleans Hornets
---------	-----------------	-----	---------------------

All-NBA Defensive Team

1999-00	Shaquille O'Neal	2nd	Los Angeles Lakers
2000-01	Shaquille O'Neal	2nd	Los Angeles Lakers
2002-03	Shaquille O'Neal	2nd	Los Angeles Lakers

NBA All-Star Game Appearances

Shaquille O'Neal	15 (1993-98, 2000-07, 2009)
Bob Pettit	11 (1955-65)
Pete Maravich	5 (1973-74, 1977-79)
Frank Brian	2 (1951-52)

LSU NBA Champions

Bob Pettit	1958	St. Louis Hawks
Shaquille O'Neal	2000	Los Angeles Lakers
Shaquille O'Neal	2001	Los Angeles Lakers
Shaquille O'Neal	2002	Los Angeles Lakers
Shaquille O'Neal	2006	Miami Heat
Glen Davis	2008	Boston Celtics

NBA All-Star Game MVP

Bob Pettit	4 (1956, 1958, 1959, 1962)
Shaquille O'Neal	3 (2000, 2004, 2009)

All-NBA Team Selections

1949-50	Frank Brian	2nd	Anderson
1950-51	Frank Brian	2nd	Tri-Cities
1954-55	Bob Pettit	1st	Milwaukee Hawks
1955-56	Bob Pettit	1st	St. Louis Hawks
1957-58	Bob Pettit	1st	St. Louis Hawks
1958-59	Bob Pettit	1st	St. Louis Hawks
1959-60	Bob Pettit	1st	St. Louis Hawks
1960-61	Bob Pettit	1st	St. Louis Hawks
1961-62	Bob Pettit	1st	St. Louis Hawks
1962-63	Bob Pettit	1st	St. Louis Hawks
1963-64	Bob Pettit	1st	St. Louis Hawks
1964-65	Bob Pettit	2nd	St. Louis Hawks
1972-73	Pete Maravich	2nd	Atlanta Hawks
1975-76	Pete Maravich	1st	New Orleans Jazz
1977-78	Pete Maravich	2nd	New Orleans Jazz
1993-94	Shaquille O'Neal	3rd	Orlando Magic
1994-95	Shaquille O'Neal	2nd	Orlando Magic
1995-96	Shaquille O'Neal	3rd	Orlando Magic
1996-97	Shaquille O'Neal	3rd	Los Angeles Lakers
1997-98	Shaquille O'Neal	1st	Los Angeles Lakers
1998-99	Shaquille O'Neal	2nd	Los Angeles Lakers
1999-00	Shaquille O'Neal	1st	Los Angeles Lakers
2000-01	Shaquille O'Neal	1st	Los Angeles Lakers
2001-02	Shaquille O'Neal	1st	Los Angeles Lakers
2002-03	Shaquille O'Neal	1st	Los Angeles Lakers
2003-04	Shaquille O'Neal	1st	Los Angeles Lakers
2004-05	Shaquille O'Neal	1st	Miami Heat
2005-06	Shaquille O'Neal	1st	Miami Heat



Tigers in the NBA

NBA Players from LSU

PLAYER	FROM	TO	G	FG%	3P%	FT%	REB	AST	STL	BLK	PTS	MP	PTS	TRB	AST
Mahmoud Abdul-Rauf	1991	2001	586	.442	.354	.905	1087	2079	487	46	8553	26.7	14.6	1.9	3.5
Brandon Bass	2006	2015	640	.493	.298	.828	3034	513	248	413	5810	22.6	9.1	4.7	0.8
Ricky Blanton	1993	1993	2	.429	---	---	3	1	2	0	6	6.5	3.0	1.5	0.5
Frankie Brian	1950	1956	438	.340	---	.821	903	1138	---	---	5379	24.9	12.3	2.4	2.6
Howard Carter	1984	1985	66	.440	.227	.774	89	75	20	4	351	11.4	5.3	1.3	1.1
Maurice Carter	2004	2004	10	.314	.364	.800	11	4	0	0	42	11.0	4.2	1.1	0.4
John Chaney	1950	1950	16	.291	---	.690	---	20	---	---	---	---	4.4	---	1.3
Glen Davis	2008	2015	514	.447	.182	.700	2236	457	357	173	4111	21.1	8.0	4.4	0.9
Ronald Dupree	2004	2011	157	.427	.385	.559	339	100	57	29	555	11.2	3.5	2.2	0.6
Justin Hamilton	2014	2015	49	.475	.325	.846	141	36	32	30	245	16.0	5.0	2.9	0.7
Geert Hammink	1994	1996	8	.400	---	.667	7	2	0	0	14	3.4	1.8	0.9	0.3
Glenn Hansen	1976	1978	112	.412	---	.725	247	93	61	16	588	12.9	5.3	2.2	0.8
Dan Hester	1971	1971	42	.396	.417	.817	234	35	---	---	248	13.2	5.9	5.6	0.8
Kenny Higgs	1979	1982	216	.441	.145	.804	391	944	239	23	1470	20.5	6.8	1.8	4.4
Chris Johnson	2011	2013	71	.562	---	.699	132	13	16	46	205	8.4	2.9	1.9	0.2
Randy Livingston	1997	2007	203	.406	.351	.771	282	415	121	31	773	13.2	3.8	1.4	2.0
Rudy Macklin	1982	1984	160	.449	.000	.776	464	121	82	30	1030	17.2	6.4	2.9	0.8
Pete Maravich	1971	1980	658	.441	.667	.820	2747	3563	587	108	15948	37.0	24.2	4.2	5.4
Bill Newton	1973	1974	35	.437	.500	.500	65	14	2	0	73	5.4	2.1	1.9	0.4
Johnny O'Bryant	2015	2015	34	.367	.000	.444	64	17	5	4	100	10.8	2.9	1.9	0.5
Shaquille O'Neal	1993	2011	1207	.582	.045	.527	13099	3026	739	2732	28596	34.7	23.7	10.9	2.5
Bob Pettit	1955	1965	792	.436	---	.761	12849	2369	---	---	20880	38.8	26.4	16.2	3.0
Anthony Randolph	2009	2014	252	.453	.241	.740	1078	187	150	224	1789	15.2	7.1	4.3	0.7
Jerry Reynolds	1986	1996	443	.418	.226	.749	1317	904	486	250	4036	18.9	9.1	3.0	2.0
Stanley Roberts	1992	2000	300	.499	.000	.514	1549	189	110	385	2555	19.6	8.5	5.2	0.6
Al Sanders	1973	1973	4	1.000	---	.667	0	5	0	---	8	6.3	2.0	1.3	0.0
DeWayne Scales	1981	1984	49	.417	.167	.628	140	10	14	5	224	10.6	4.6	2.9	0.2
Jabari Smith	2001	2005	108	.413	.125	.690	178	66	37	26	329	9.8	3.0	1.6	0.6
Stromile Swift	2001	2009	547	.473	.074	.699	2535	275	354	683	4582	19.8	8.4	4.6	0.5
Collis Temple	1975	1975	24	.415	.000	.800	31	15	4	4	42	4.3	1.8	1.3	0.6
Garrett Temple	2010	2015	229	.390	.325	.682	335	296	151	49	797	13.5	3.5	1.5	1.3
Tyrus Thomas	2007	2015	402	.438	.235	.732	1938	347	328	525	3093	19.7	7.7	4.8	0.9
Marcus Thornton	2010	2015	389	.431	.361	.828	1036	515	312	47	4561	26.1	13.4	3.0	1.5
John Williams	1987	1995	435	.451	.225	.704	2201	1262	566	184	4406	25.2	10.1	5.1	2.9
Nikita Wilson	1988	1988	15	.304	---	.833	11	3	0	0	19	3.6	1.3	0.7	0.2

Most Career Points

Shaquille O'Neal	28,596
Bob Pettit	20,880
Pete Maravich	15,948
Mahmoud Abdul-Rauf	8,553
Brandon Bass	5,810
Frank Brian	5,379
Stromile Swift	4,582
Marcus Thornton	4,561
John Williams	4,406
Glen Davis	4,111
Jerry Reynolds	4,036

Most Career Rebounds

Shaquille O'Neal	13,099
Bob Pettit	12,849
Brandon Bass	3,034
Pete Maravich	2,747
Stromile Swift	2,535
Glen Davis	2,236
John Williams	2,201
Tyrus Thomas	1,938
Stanley Roberts	1,549
Jerry Reynolds	1,317

Most Games Played

Shaquille O'Neal	1,207
Bob Pettit	792
Pete Maravich	658
Brandon Bass	640
Mahmoud Abdul-Rauf	586
Stromile Swift	547
Glen Davis	514
Jerry Reynolds	443
Frank Brian	438
John Williams	435
Tyrus Thomas	402






Media EXPOSURE

Andy Katz, Seth Greenberg interview with Ben Simmons, Keith Hornsby at SEC Network Studios.



Tigers Ben Simmons, Keith Hornsby and Tim Quarterman all featured on magazine covers



LSU players visit with media prior to NCAA tournament game in pittsburgh



Keith Hornsby visits with SEC/ESPN announcers during SEC Media Day



SEC Network

The SEC Network will televise its second basketball season with wall-to-wall basketball coverage on The SEC Network. Every league game will be televised by The SEC Network, ESPN/2, ESPNU and CBS Sports with the SEC Network showing two games on Tuesdays, two on Wednesdays and multiple games on Saturday to complement the packages on the other outlets.

The Southeastern Conference and ESPN launched the SEC Network on August 14, 2014. The network televises over 45 SEC football games, 100 men's basketball games, 60 women's basketball games, 75 baseball games, and other events from across the SEC's 21 sports annually.

Programming includes in-depth analysis and storytelling in studio shows, daily news and information with SEC Now, original content such as SEC Storied and SEC Inside, and more.

Hundreds of additional live events are offered exclusively on SEC Network's digital companion, SEC Network+, via WatchESPN and SECNetwork.com. The network has 70 million subscribers in the US and is also available in more than 50 countries throughout Europe, Middle East and Africa via ESPN Player, ESPN's sports streaming service in the region.

LSU will have two games on the digital SECN+, 9 games on The SEC Network, three on CBS and the remainder on ESPN/2 or ESPNU. The SEC Network and ESPN will televise the SEC Basketball Tournament.

It is all part of the major coverage of LSU Basketball that occurs locally, regionally and nationally.



Always need a little makeup before getting in front of the cameras



Ben Simmons with analyst Sean Farnham on court outside SEC/ESPN studios in Charlotte

LSU GREATS

The following nine individuals are the only athletes to have their jerseys retired by LSU. Men's basketball has retired the No. 23 for Pete Maravich, No. 50 for Bob Pettit, Jr., No. 33 for Shaquille O'Neal and No. 40 for Rudy Macklin. Women's basketball retired the No. 33 for Seimone Augustus. Football's only two retired jerseys are the No. 20 worn by Billy Cannon and the No. 37 worn by Tommy Casanova. Baseball retired the No. 15 in honor of longtime coach and former athletics director Skip Bertman and the No. 19 for Ben McDonald. Casanova, Macklin and McDonald joined the prestigious list in May 2009. Augustus became the first woman in LSU Athletics history to have her jersey retired in January 2010.



50 BOB PETTIT

Pettit led LSU to its first NCAA Final Four in 1953 and he later became the first player in NBA history to exceed the 20,000-plus point barrier. Pettit is a member of the NBA Hall of Fame, and in 1997, he was named as one of the top 50 players in NBA history.



23 PETE MARAVICH

"Pistol Pete," Maravich still holds the NCAA record for career points with 3,667 and for career scoring average with 44.2 points a game. He was selected the National Player of the Year in 1970 after leading the Tigers to the NIT Final Four. He scored 50-plus points an amazing 28 times. He went on to a 10-year professional career and was selected as one of the NBA's 50 greatest players in 1997.



20 BILLY CANNON

One of the true legends of college football in the South, Billy Cannon was the 1959 Heisman Trophy winner and helped the Tigers to the 1958 national title. Cannon's most memorable performance came in 1959 against Ole Miss when No. 1 LSU trailed No. 3 Ole Miss 3-0 in the fourth quarter. He fielded a punt, broke seven tackles and returned it 89 yards for the 7-3 victory. He went on to a successful 11-year professional career.



33 SHAQUILLE O'NEAL

Shaquille O'Neal was the first pick in the 1992 NBA Draft. He was named MVP of the league in 2000 and was a three-time NBA Finals MVP after leading the Los Angeles Lakers to three World Championships. At LSU, O'Neal averaged 21.6 points and 13.6 rebounds for his career, and in 1991, he was named the World's Amateur Athlete of the Year as well as SEC Athlete of the Year and National Player of the Year. In 1997, he was named as one of the top 50 players in NBA history.



15 SKIP BERTMAN

A legend in the college baseball ranks, Skip Bertman created a dynasty at LSU, guiding the Tigers to five national titles in a 10-year stretch from 1991-2000. He also coached the United States to a bronze medal at the 1996 Olympics in Atlanta and was an assistant on the gold medal-winning U.S. squad in Seoul, Korea, in 1988. Bertman retired from coaching following the 2001 season and served as LSU's athletics director for seven years. Bertman was inducted into the College Baseball Hall of Fame in 2006.



40 RUDY MACKLIN


Rudy Macklin was a two-time basketball All-American selection during his Tiger career from 1976-81 during which time he became LSU's all-time leading rebounder with 1,276 boards and the second-leading scorer in school history behind only the legendary Pete Maravich with 2,080 points. He led the Tigers to two Elite Eight appearances and the 1981 Final Four in Philadelphia. He still holds the school single game rebound record with 32, a mark like some of the great records in any sport that may never be broken.



Tommy Casanova (left), Seimone Augustus (middle) and Rudy Macklin (right) were the last LSU greats to have their jerseys retired during the 2009-10 athletic year.

ABOUT LSU RETIRED JERSEYS

The retirement of the jerseys of Casanova, McDonald, Macklin and Augustus comes under a new provision of the LSU jersey retirement bylaws that says the retirement of an athlete's jersey in a particular sport does not preclude a current student-athlete in that sport from wearing the jersey number in that or any other sport, subject to the discretion of the head coach. This provision applies only to jerseys retired after January 1, 2007, so the numbers worn by Maravich, Pettit, O'Neal, Cannon and Bertman may never again be worn by future student-athletes in their respective sports. To have a jersey retired at LSU, an athlete must have completed intercollegiate competition for LSU a minimum of five years prior to nomination. Athletes must have demonstrated truly unusual and outstanding accomplishments, exceeding and in addition to all criteria used for Hall of Fame selection. Nominees must have a unanimous vote of support from the Hall of Fame committee.



37 TOMMY CASANOVA

Tommy Casanova is the only three-time All-American in the history of LSU football and is a member of the College Football Hall of Fame. During his Tiger career from 1969-71, Casanova personified versatility for his myriad of talents as he played offense, defense, returned punts and kickoffs. One of just two three-time All-SEC performers at LSU, he played six seasons with the Cincinnati Bengals of the NFL while earning his medical degree.



19 BEN McDONALD

Ben McDonald won the prestigious Golden Spikes Award, given annually to the nation's most outstanding player, in 1989 and is a member of the College Baseball Hall of Fame. He led LSU to two College World Series appearances. In 1989, McDonald was named National Player of the Year by Baseball America, The Sporting News and Collegiate Baseball. He was selected by the Baltimore Orioles as the No. 1 pick in the major league draft in 1989 and went on to enjoy a 10-year major league career with the Orioles and the Milwaukee Brewers.



33 SEIMONE AUGUSTUS

Seimone Augustus is the only women's basketball player in school history to earn State Farm Coaches Association All-America honors three times: 2004, 2005 and 2006. Augustus became LSU's first NCAA National Player of the Year, and she claimed the honor twice in 2005 and 2006. A 2006 graduate of LSU, Augustus was the 2012 WNBA Finals MVP after winning a world title. She also led the United States to Olympic gold medals at the 2008 Beijing and 2012 London Games.

WORLD CLASS TIGERS



Ashleigh Clare-Kearney

- In 2009, became first LSU gymnast to capture two individual national titles
- 2009 NCAA Woman of the Year Finalist



Aaron Hill

- Two-time MLB All-Star (2009, '12)
- 2009 American League Comeback Player of the Year
- Two-time Silver Slugger Award (2009, '12)



Sylvia Fowles

- Three-time All-American
- 2008, 2012 U.S. Olympic Gold Medalist
- WNBA All-Star Game MVP



Susan Jackson

- Three-time NCAA individual champion
- 2009-10 SEC Female Athlete of the Year



Esther Jones

- 21-time track All-American
- 1992 Olympic Gold medalist



Kimberlyn Duncan

- 2012 Bowerman Award winner
- Seven-time NCAA Champion
- 14-time track All-American




Richard Thompson

- Eight-time track All-American
- 2012 Olympic Silver medalist
- 2008 Olympic Silver medalist



David Toms

- Two-time SEC Golfer of the Year
- 2001 PGA Champion
- 13-time PGA Tour winner



Rachele Fico

- Two-time NFCA First-Team All-American
- 2013 NPF Draft No. 1 pick
- 2014 All-NPF Team Selection



Patrick Peterson

- Four-time NFL Pro Bowler (2011, '12, '13, '14)
- Two-time NFL All-Pro (2011, '13)
- NFL Record most punt return yards by a rookie in a season



Shaquille O'Neal

A four-time NBA champion and 15-time All-Star, Shaquille O'Neal was one of the most dominant centers in NBA history. He announced his retirement from the NBA in June 2010 after a brilliant Hall of Fame career and has since become a television analyst on TNT. One of the most quotable figures on the planet, O'Neal earned his bachelor's degree from LSU in December 2000. In 2011, he penned his own biography, "Shaq Uncut, My Story," and then received his doctorate degree from Florida's Barry University in May 2012.

Lolo Jones

A three-time national champion hurdler at LSU, Lolo Jones continues to take the sporting world by storm. Jones became an inspirational figure as a two-time World Indoor Champion and the world record holder in the 60-meter hurdles with a time of 7.72. She competed in both the 2008 Beijing and 2012 London Olympic Games and became the first LSU athlete to ever grace the cover of Time Magazine in July 2012. A 2005 graduate of LSU, Jones is now a two-sport star. She was named to the U.S. National Bobsled Team that went on to claim gold at the 2013 FIBT World Championships and compete at the 2014 Winter Olympics.



PROMINENT LSU ALUMNI



Eduardo Aguirre, Jr.

Named the first Director of U.S. Citizenship and Immigration Services (USCIS) for the Department of Homeland Security in 2003, Aguirre, Jr., was the U.S. Ambassador to Spain from 2005 until 2009.



Seimone Augustus

A two-time NCAA Women's Basketball National Player of the Year, Augustus graduated from LSU in 2006. She is a two-time U.S. Olympic gold medalist and continues an All-Star pro career with the WNBA's Minnesota Lynx. She was named WNBA Finals MVP in 2012 after winning a WNBA title.



James Carville

Carville received both a bachelor's degree and law degree from LSU and gained fame in the 1990s as the chief campaign strategist for Bill Clinton and Al Gore. Carville also penned a best-selling memoir titled "All's Fair: Love, War and Running for President."



Lod Cook

Cook graduated from LSU with a bachelor's degree in mathematics in 1955 and then earned his Master's degree in petro engineering in 1955. Cook served as CEO of ARCO for nine years.



Carlos Roberto Flores

The president of Honduras from 1998-2002, Flores helped the nation recover after Hurricane Mitch devastated the country in 1998. Flores is married to the former Mary Carol Flake, also an alumnus of LSU.



Jim Flores

Flores graduated with two bachelor's of science degrees; one in corporate finance in 1981 and the second in petroleum land management in 1982. Flores serves as both chairman and CEO of Flores and Rucks, Inc., a publicly held independent oil and gas company.

Dr. Larry D. Arthur - AIDS researcher

Dr. Julian Bailes - expert in neurovascular disease. Chairman of the Department of Neurosurgery and Co-Director of the NorthShore Neurological Institute

John Ed Bradley - Former Sports Illustrated writer and novelist. Former LSU football player

Donna Brazile - Vice Chairwoman of the Democratic National Committee

John Breau - U.S. Senator (1987-2005) and U.S. Congressman (1972-86) from Louisiana

Will Calhoun - Executive Producer of television sitcom "Friends"

Cassandra Chandler - One of the Federal Bureau of Investigation's highest ranking African-American women as special agent in charge of the Norfolk Field office

"Lightning Joe" Lawton Collins - Chief of Staff for President Harry Truman

Bill Conti - Oscar-winning composer who has written theme music for several well-known movies, including "Rocky" and its sequels

Eric Arturo Delvalle - President of Panama (1985-1988)

Dr. Alexander William "Alex" Dunlap - Current chief veterinarian for NASA who is responsible for all NASA policies related to animal health and welfare

A. Wright Elliott - Retired executive vice president, Chase Manhattan Bank

Dr. John Elstrott - Chairman, Whole Foods Market

Graves Erskine - U.S. Marine Corps General in WWII

Maxime A. Faget - Designed Mercury and Gemini spacecrafts

Mary Carol Flake Flores - Former first lady of Honduras

Murphy "Mike" Foster, Jr. - Former governor of Louisiana (1996-2004)

Kevin Griffin - Lead singer of the platinum-selling rock band "Better Than Ezra"

Paul Groves - Award-winning tenor with the Metropolitan Opera

Reinosuke Hara - Former president and CEO of Seiko Instruments

Bill Harp - Television set decorator for series including "L.A. Law" and "The Carol Burnett Show"

Pat Bodin - Former CIO of Exxon Mobil

Walter Hitesman - Former president, Reader's Digest

Hubert Humphrey - U.S. vice president (1965-69)

Adrian Mitchell - Chief Financial Officer and Chief Operating Officer of Crate & Barrel

W. Vernon Jones - Senior Scientist for Suborbital Research, NASA headquarters

Catherine D. "Kitty" Kimball - In 2009, was sworn in as first female to serve as chief justice of Louisiana's highest court

Delos "Kip" Knight - President of U.S. Retail Operations for H&R Block

Harry J. Longwell - Former Executive Vice President and Director of Exxon Mobil

Ray Marshall - Secretary of Labor under President Jimmy Carter

James E. Maurin - Founding partner and CEO of Stirling Properties, a national real estate services firm

Jake Lee Netteville - Former Managing Director of Postlethwaite and Netteville, the largest Louisiana-based public accounting firm

Edwin Newman - Former NBC News journalist and author

Carolyn Bennett Patterson - Former senior editor, National Geographic

J. Howard Ramin - Former CEO and Chairman of the Board, Texaco

Rex Reed - Drama critic, syndicated columnist

Maj. Gen. Thomas Rhame - Led 1st Infantry Division against Iraq during Persian Gulf War

Thomas O. Ryder - Chairman of the Board, The Reader's Digest Association

Steve Scalise - U.S. House Majority whip

Frances Seghers - Senior VP of Sony Entertainment European Community Affairs, which includes Sony Music, Sony Pictures and Sony Playstation

Dolores Spikes - Former President of the Southern University System and the University of Maryland-Eastern Shore

Ray Strother - Author, political consultant

David Suarez - President and CEO of The Atlantic Company of America. Architect who restored the Washington Monument and the National Archives Building among others

Olympia Vernon - Award-winning author and recipient of an American Academy of Arts and Letters Award for her debut novel, Eden

Rebecca Wells - Author of the novel and film "Devine Secrets of the Ya-Ya Sisterhood"

Joanne Woodward - Academy Award-winning actress and wife of Paul Newman

LSU's enrollment is more than 30,000 students, including more than 1,600 international students and nearly 5,000 graduate students.




Mike Papajohn

The starting centerfielder on LSU's inaugural College World Series team in 1986, Mike Papajohn today is a prominent actor in Hollywood. Papajohn was the only actor to star in four \$150 million movies in the same calendar year doing so in 2009. The LSU alumnus has appeared in blockbuster films: Spiderman, Terminator Salvation, For the Love of the Game and most recently in Jurassic World.

Dr. James Andrews

Arguably, the world's most renowned orthopedic surgeon for knee and shoulder injuries, Andrews is a 1963 graduate of LSU and a 1967 graduate of LSU Medical School. He has worked on numerous all-star athletes, including Michael Jordan, Drew Brees, Brett Favre and Albert Pujols. Andrews is also the founder of the American Sports Medicine Institute (ASMI).



Sylvia Fowles

Fowles was a two-time WBCA first-team All-American before going onto a pro career with the WNBA's Chicago Sky where she is currently one of the league's premier players. Most notably, Fowles was a member of U.S. Olympic Gold Medal teams in 2008 Beijing and 2012 London.



David Steiner

A 1982 LSU graduate, Steiner has served as the CEO of Waste Management since 2004. Under Steiner's leadership, the Houston-based company was named one of the World's Most Ethical Companies by Ethisphere in 2008.



Mary L. Landrieu

Landrieu became the first woman from Louisiana selected to a full term in the United States Senate in 1996. In 2014, she was appointed chair of the Senate Energy and Natural Resources Committee.



John Havens

A 1978 LSU graduate in geology, Havens is president of Seismic Exchange (SEI) and vice-chairman of the Houston Astros. He is also owner of Cal-a-Vie Health Spa in San Diego that was voted the No. 1 destination spa by "Travel + Leisure" magazine in 2013.



Suzanne Perron

A 1991 LSU graduate, Perron is a rising star in the design world having worked with top designers Vera Wang and Carolina Herrera. Perron has designed dresses for Hollywood stars Jennifer Lopez, Mariska Hargitay and Holly Hunter, among others.



Marty Sixkiller

Senior Technical Director for PDI/DreamWorks' movies "Antz," "Shrek," "Shrek 2," "Shrek the Third," "Madagascar" and "Over the Hedge."



Mike

THE TIGER

Sneaux Day

On Dec. 11, 2008, a winter storm blanketed Baton Rouge that hadn't been seen in decades. The early white Christmas gave Mike VI, LSU's live Bengal/Siberian tiger, a chance to relax and play in nearly two inches of accumulation.



Mike's Habitat

History of Mike

Few mascots in the country are as admired as Mike the Tiger. LSU's live Bengal mascot serves as the graphic image of all LSU athletic teams. The school has had six mascots, with the most recent, Mike VI, taking over the reign prior to the 2007 national championship football season. LSU veterinarian Dr. David Baker began the search for the young tiger after his predecessor, Mike V, died in May 2007 of renal failure at the age of 17. The Bengal/Siberian mix, formerly known as "Roscoe," was donated to LSU by Great Cats of Indiana, a nonprofit sanctuary and rescue facility for big cats and other large carnivores.

Mike's ride through Tiger Stadium before home games in a trailer topped by the LSU cheerleaders is a school tradition. Before entering the stadium, his trailer on wheels is parked next to the opponent's locker room in the southeast end of the stadium. Opposing players must make their way past Mike's trailer to reach their locker room.

Tradition dictates that the Tigers will score a touchdown for every growl issued by Mike before a football game. For many years, Mike was prompted to roar by pounding on the cage. Objections of cruel punishment brought about the use of recorded growls to play to the crowd before the games. That



Trainer and namesake Mike Chambers with Mike I housed in City Park Zoo.

practice was discontinued shortly afterward and today Mike participates in the pregame tradition without provocation.

In the mid-1980s, pranksters cut the locks on Mike IV's cage and freed him in the early-morning hours just days before the annual LSU-Tulane clash. Mike roamed free, playfully knocking down several small pine trees in the area, before being trapped in the Bernie Moore Track Stadium where police used tranquilizer guns to capture and return the Bengal Tiger to his home.

The incident was reminiscent of a kidnapping of Mike I many years ago by Tulane students before a Tiger-Green Wave battle.



Mike VI

Mike VI arrived in Baton Rouge on Aug. 25, 2007, thanks to the donation by Great Cats of Indiana. He was officially designated as the successor to Mike V on Sept. 8, when LSU played host to Virginia Tech. Six days later, on Sept. 14, 2007, a ceremony was held to honor Mike V and dedicate the habitat to Mike VI. The Bengal/Siberian mix, formerly known as "Roscoe," reigned over a football national title in his first year.





2015-16 Cheerleaders

Front row (Left to Right): Chase Lopez, Andrew Walters, Kaitlyn Shemroske, Brennan Skinner, Bria Davis, Joshua Shephard, Lindsay Allen, Zack Hill, Sarah Stout, Ben Cartner, Jessie Majorie, Kristen Baudin, John Mark Lambert, Taylor Tucker, Chanse Kendrick, Melissa McGee, DJ Brown, Allie Thorpe, Evan Lafleur, Elizabeth Giattina, David Trepagnier Jr., Kyle Pecoraro.

Back row (Left to Right): Shelby Brennan (Coach), Chris Bradford (Coach), Bailey Saucier, Emile Jeunesse, Kylie Sceroler, Bryan Howe, Brenna Breaux, Christopher Gonzalez, Ali Simon, Daniel Gegenheimer, Hailey Prattini, Austin Lavin, Zachary Nelson, Callie Frey, Megan Haydel, Brandon Billy, William Underwood, Lily Lowry, Jaime Acosta, Rachel Rispone, Noah Rogers, Elizabeth LeRouge, Matthew Haltom, Allison Smith, Harrison Trepagnier, LeLe Keller, Tanner Lyday (Coach), Pauline Zernott (Coach).



2015-16 Tiger Girls

Front row (left to right): Regen Lavergne, Samantha Nevin, Macy Alexander, Morgan Clay, Aubrey Daboval, Cersten Bradley

Middle row (left to right): Emily Sullivan, Kristen Lebato, Bryce Tramonte, Heidey Hanks, Alexandra Chiasson, Jenna Hebert, Lauren Dionne

Back row (left to right): Leanna Higgins, Payton Ibos, Samantha Ponseti, Bailey Nance, Lauren Sullivan, Emma Moore, Micah Odom, Olivia Priola

Antonio Blakeney

NO. 2 • G • 6-4 • 190 • FR. • HS
SARASOTA, FLORIDA
OAK RIDGE HS

AUSTRALIA TOUR (August 2015)

Started four of the five games and played an average of 29.2 minutes a game on the tour ... Posted 13.8 points for the five games (third on the team) and 6.2 rebounds (second on the team) ... Was 27-of-65 from the field (41.5 percent) with nine treys ... Had four games in double figures with 16 versus Newcastle All-Stars, 12 vs. Sydney Kings, a best of 22 versus the Queensland All-Stars and 10 in the win over Melbourne United ... Had a high of seven rebounds in three of the games.

PRIOR TO LSU

Prep All-American averaged 29 points, 6.9 rebounds and 2.7 assists for the nationally-ranked Oak Ridge Pioneers in his senior campaign ... Team finished 22-7, falling in the regional finals, under Coach Alex Jackson ... Ranked the No. 3 shooting guard in ESPN national rankings ... No. 13 overall by Rivals.com and No. 19 by 24/7sports.com ... Class 8A Player of the Year and voted Mr. Basketball in the state of Florida ... Orlando Sentinel's 2015 all-area Player of the Year ... McDonald's All-American ... Scored 14 points with four rebounds in the game in Chicago ... Jordan Brands Classic A-A ... Started and played 15 minutes for the winning West team in the game in Brooklyn with 11 points, 3 assists ... Also named A-A by Slam Magazine ... Scored 63 points in the season opener of his senior season ... Along with LSU teammate Ben Simmons, took part in inaugural NIKE Academy in California, the only true freshmen among college players invited to participate ... Joined Simmons and Tim Quarterman at the adidas Global Nations event in Long Beach in July.

PERSONAL

Born Oct. 4, 1996, in New York ... Right handed ... Nickname is "Tone" ... Chose LSU because of "the family culture" ... Mom is Tequisha Blakeney ... Two brothers - Tyrieke Blakeney; Dontrez Jones ... Major is sports administration ... Loves to "shoot hoops" to relax ... Hobbies include fishing ... Favorite dessert is ice cream ... Favorite TV show is "Family Guy" ... Favorite pro basketball player is Russell Westbrook of the Oklahoma City Thunder ... Regarding basketball superstitions, he said, "I am not superstitious" ... Biggest Thrill in Sports: "winning."



BRIAN BRIDGEWATER

F • 6-5 • 282 • JR. • 1L
BATON ROUGE, LOUISIANA
SCOTLANDVILLE HS

AUSTRALIA TOUR (August 2015)

Despite missing most of the pre-trip practice sessions with a lower leg injury, Bridgewater was able to play in four games ... Posted 45 minutes and averaged 1.5 points per game and 3.3 rebounds a contest ... Scored four points with five rebounds in nine minutes in first appearance in second game loss to Sydney Kings ... Played 16 minutes in the win over Melbourne.

SOPHOMORE SEASON (2014-15)

Joined the Tigers for 2014-15 after having to sit out the 2013-14 season although he was able to attend LSU and receive financial aid ... Played in 29 games, averaging 6.6 minutes a game ... Averaged 2.2 points per game and 1.1 rebounds ... Made 28-of-52 field goal attempts ... Played 22 minutes with Jordan Mickey out against McNeese State, making 7-of-8 field goals (16 points), 5 rebounds and 3 steals ... Also scored nine points at Texas A&M (2/17) ... Also had top rebound game of six against the Aggies ... Had three steals versus McNeese (11/29).

PRIOR TO LSU

MVP of the Top-28 state playoffs for Scotlandville High School in 2013 ... Bridgewater helped Scotlandville to an 80-71 win in overtime in the Class 5A state championship game over Ouachita ... Bridgewater scored 24 points with 13 rebounds ... He was named first team All-State in the classification as selected by the Louisiana Sports Writers Association in 2013 ... Averaged 15.1 points per game and 8.3 rebounds per game ... Also earned Class 2A All-State honors and All-Metro honors at Episcopal, where he played for three seasons ... Led Episcopal to the 2A semifinals in 2011 ... Averaged 23.5 points and 10.1 rebounds during his junior season (2012) ... While at Episcopal, he also started and played on the school's state quarterfinal football team at tight end and wide receiver.

PERSONAL

Birth date is Nov. 14, 1993 ... Mother is Debra Bridgewater ... Brother Brad was a four-year letterman for LSU in 1998-2000 and 2001-03 ... Brad played on LSU's NCAA Sweet 16 team in 2000 ... Major is sports administration.



TOP CAREER PERFORMANCES

Points: 16 vs. McNeese, 11/29/14
 Rebounds: 6 at Texas A&M, 2/17/15
 Field Goals Made: 7 vs. McNeese, 11/29/14
 Free Throws Made: 2, three times
 Assists: 1, five times
 Blocks: 1, three times
 Steals: 3 vs. McNeese, 11/29/14
 Minutes Played: 22 vs. McNeese, 11/29/14

TOP CAREER SCORING GAMES

1. 16 vs. McNeese, 11/29/14
2. 9 at Texas A&M, 2/17/15
3. 6 vs. Savannah State, 1/3/14
4. 4 at Tennessee, 2/14/15
4. 4 vs. Southern Miss, 12/29/14
4. 4 vs. Charleston, 12/22/14
4. 4 vs. Sam Houston, 12/13/14
4. 4 vs. Old Dominion, 11/21/14
4. 4 vs. Weber State, 11/22/14
10. 2, five times

BRIDGEWATER'S GAME-BY-GAME STATISTICS**2014-15**

OPPONENT	MIN	FG-A	3FG-A	FT-A	REB	PF	A	TO	BLK	STL	PTS
GARDNER-WEBB	6	1-2	0-0	0-0	0	0	1	1	0	0	2
TEXAS TECH	4	0-1	0-0	0-0	1	1	0	1	0	0	0
vs. Old Dominion	5	2-5	0-0	0-2	3	2	1	0	0	0	4
vs. Weber State	7	2-4	0-0	0-0	0	1	0	0	0	0	4
vs. Clemson	2	0-0	0-0	0-0	0	0	0	1	0	0	0
MCNEESE STATE	22	7-8	0-0	2-3	5	2	1	0	0	3	16
MASSACHUSETTS	2	0-0	0-0	0-0	0	0	0	0	0	0	0
at West Virginia	1	0-0	0-0	0-0	0	2	0	1	0	0	0
SAM HOUSTON STATE	8	2-4	0-0	0-0	1	5	0	0	1	0	4
at UAB	11	0-2	0-0	0-0	2	0	1	1	0	2	0
CHARLESTON	8	1-2	0-0	2-2	2	2	0	1	0	0	4
SOUTHERN MISS	9	2-2	0-0	0-0	0	2	0	0	0	0	4
SAVANNAH STATE	14	3-6	0-0	0-0	3	1	1	1	0	1	6
at Missouri	10	0-0	0-0	0-0	0	3	0	1	0	0	0
GEORGIA	2	0-0	0-0	0-0	0	0	0	0	0	0	0
at Ole Miss	1	0-0	0-0	0-0	0	0	0	0	0	0	0
at Florida	2	0-0	0-0	0-0	0	0	0	1	0	1	0
at Vanderbilt	4	0-1	0-0	0-0	1	1	0	0	0	0	0
at Miss. State	4	0-0	0-0	0-0	0	0	0	0	0	0	0
AUBURN	4	0-1	0-0	0-0	0	0	0	0	0	0	0
ALABAMA	1	0-0	0-0	0-0	0	1	0	0	0	0	0
at Tennessee	8	1-2	0-0	2-2	0	2	0	0	0	0	4
at Texas A&M	16	4-4	0-0	1-2	6	3	0	1	1	0	9
Florida	8	1-2	0-0	0-0	0	2	0	1	1	0	2
at Auburn	1	0-0	0-0	0-0	0	0	0	0	0	0	0
Ole Miss	2	0-1	0-0	0-0	1	0	0	0	0	0	0
Tennessee	4	0-0	0-0	0-0	0	1	0	0	0	0	0
at Arkansas	13	1-3	0-0	0-0	2	2	1	0	0	0	2
vs. Auburn (SECT)	13	1-2	0-0	0-0	4	3	0	0	0	0	2
Totals	192	28-52	0-0	7-11	31	36	6	11	3	7	63

**BRIDGEWATER'S CAREER STATS**

YEAR	GP-GS	MIN/AVG	FG-FGA	PCT.	3FG-FGA	PCT.	FT-FTA	PCT.	REB-AVG	PF-FO	AST	TO	BLK	STL	PTS-AVG
14-15	29-0	192/6.6	28-52	.538	0-0	.000	7-11	.636	31-1.1	36-1	6	11	3	7	63-2.2
Totals	29-0	192/6.6	28-52	.538	0-0	.000	7-11	.636	31-1.1	36-1	6	11	3	7	63-2.2

BRANDON EDDLESTONE

NO. 45 • F • 6-8 • 248 • JR. • 2L
SLIDELL, LOUISIANA
NORTHSHORE HS

AUSTRALIA TOUR (AUGUST 2015)

Eddlestone played in three of the games on the tour, getting in for six total minutes.

SOPHOMORE SEASON (2014-15)

Second year as a walk-on to the Tiger team ... Helped prepare the team for games working with the practice squad on scouting report plays for the opposing teams ... Played in three games, averaged 1.0 points, 0.3 rebounds ... Hit a trey against Charleston (12/22) ... Has played in 12 games over two seasons for LSU ... Member of the 2015 SEC Academic Honor Roll.

FRESHMAN SEASON (2013-14)

Walked on to the Tiger team ... Played in nine games, averaged 2.1 minutes per game ... Averaged 0.4 points and 0.8 rebounds ... Scored two points against Southeastern Louisiana (11/22) and McNeese State (12/28) ... Two rebounds against UAB (12/21) and McNeese (12/28) ... Played six minutes against McNeese.

PRIOR TO LSU

Prepped at Northshore High School in Slidell ... Four-year letterman under Coach Joey Tolis ... Named First Team All-District, District MVP, All-State Honorable Mention ... Member of the All-New Orleans Area Boys Large School Team selected by NOLA.com/Times Picayune.

PERSONAL

Nickname is "Big B" ... Right handed ... Born on April 9, 1995 in New Orleans ... Parents are Kenny and Donna Eddlestone ... One brother, Ken ... Major is accounting ... Likes to relax by playing Xbox and hanging out with friends ... Favorite food is pizza ... Favorite celebrity is Will Ferrell ... Favorite professional basketball players are Dwyane Wade, LeBron James and Kevin Garnett.

TOP CAREER PERFORMANCES

Points: 3 vs. Charleston, 12/22/14

Rebounds: 2, twice

Field Goals Made: 1, three times

3 PT FG Game: 1 vs. Charleston, 12/22/14

Steals: 1, twice

Minutes Played: 6 vs. McNeese, 12/28/13

BRANDON EDDLESTONE'S CAREER STATS

YEAR	GP-GS	MIN/AVG	FG-FGA	PCT.	3FG-FGA	PCT.	FT-FTA	PCT.	REB-AVG	PF-FO	AST	TO	BLK	STL	PTS-AVG
13-14	9-0	19/2.1	2-9	.222	0-2	.000	0-0	.000	7-0.8	3-0	0	1	0	1	4-0.4
14-15	3-0	9/3.0	1-2	.500	1-1	1.000	0-0	.000	1-0.3	1-0	0	1	0	1	3-1.0
Totals	12-0	28/2.3	3-11	.273	1-3	.333	0-0	.000	8-0.7	4-0	0	2	0	2	7-0.6



AARON EPPS

F • 6-9 • 220 • SO. • 1L
BALL, LOUISIANA
TIOGA HS

AUSTRALIA TOUR (AUGUST 2015)

Appeared in all five games, averaging 14.0 minutes per game ... Made 15-of-33 field goal attempts (45.5%) ... 6.4 points and 4.2 rebounds per game ... Best game was win over Melbourne United in game four when he came off the bench to play 20 minutes and hit 6-of-12 field goals ... Posted 13 points and nine rebounds.

FRESHMAN SEASON (2014-15)

Appeared in 14 games, starting two contests ... Missed a segment of season with minor injuries ... Averaged 1.3 points and 1.4 rebounds ... Had best of five points versus Southern Miss (12/29) and the win at #18 Arkansas (3/7) ... Made both field goal attempts at that game ... Played 18 minutes in the season opener vs. Gardner Webb with best of four rebounds ... 3 blocks vs. Gardner-Webb (11/15) ... Scored in five games.

PRIOR TO LSU

Played four years of basketball at Tioga for Coach Lance Brasher and was a high jumper for three years on the school track team under Coach Troy Prestridge ... 2014 District Champions in Basketball ... All District in 2012, 2013, 2014 ... All-Cenla second team and honorable mention all-state in 2013 and District MVP, All-Cenla 1st team (MVP), All-State 1st team ... Averaged 22.3 points, 11.2 rebounds and 6.7 blocks as a senior after posting an 18 points-12 rebounds double double as a junior... Four-year honor student in English, math, science and social studies ... In track was a district and regional champion in the high jumps in 2012 and 2013 and state runner-up in 2013.



PERSONAL

Born April 28, 1996, in Louisville, Ky. ... Full name Aaron DeVon Epps ... Right handed ... Parents are Toma Epps and Evander Epps, Sr. ... Other members of the family are Evander Epps, Jr., Jamar Green, Aniyah Haymore ... Major is interdisciplinary studies ... Said coming to LSU "has been my dream school ever since I was eight years old." ... Hobbies include "working on my game." ... Favorite Food is Red Beans and Rice ... Favorite professional basketball player is Kevin Durant and Favorite Athlete outside basketball is the Saints' Drew Brees ... Favorite NBA team is the New Orleans Pelicans.

TOP CAREER PERFORMANCES

Points: 5, twice
 Rebounds: 4 vs. Gardner-Webb, 11/15/14
 Field Goals Made: 2, three times
 3 PT FG Game: 1, twice
 Assists: 1, three times
 Blocks: 3 vs. Gardner-Webb, 11/15/14
 Steals: 1 vs. Gardner-Webb, 11/15/14
 Minutes Played: 18 vs. Gardner Webb, 11/15/14

Top Career Scoring Games

1. 5 at Arkansas, 3/7/15
 1. 5 vs. Southern Miss, 12/29/14
 3. 4 at Mississippi State, 1/13/15
 4. 2 vs. Savannah State, 1/3/15
 4. 2 vs. Gardner-Webb, 11/15/14

EPPS' GAME-BY-GAME STATISTICS

2014-15

OPPONENT	MIN	FG-A	3FG-A	FT-A	REB	PF	A	TO	BLK	STL	PTS
Gardner-Webb	18	1-4	0-1	0-0	4	2	1	2	3	1	2
Texas Tech	9	0-4	0-3	0-0	1	1	0	0	1	0	0
Vs. Weber State	3	0-0	0-0	0-0	0	0	0	0	0	0	0
at UAB	8	0-1	0-0	0-0	2	0	0	1	0	2	0
Charleston	8	0-0	0-0	0-0	1	2	1	1	0	0	0
Southern Miss	8	2-4	1-2	0-0	1	2	1	0	0	0	5
Savannah State	9	1-3	0-0	0-0	2	0	1	0	1	0	2
at Missouri	1	0-0	0-0	0-0	1	0	0	1	0	0	0
South Carolina	7	0-1	0-0	0-0	2	1	0	0	0	0	0
at Miss. State	7	2-4	0-0	0-0	3	1	0	1	0	0	4
Kentucky	3	0-0	0-0	0-0	0	0	0	0	0	1	0
at Auburn	1	0-1	0-1	0-0	1	0	0	0	0	0	0
at Arkansas	4	2-2	1-1	0-0	1	0	0	0	0	0	5
Auburn	1	0-0	0-0	0-0	1	0	0	0	0	0	0
Totals	87	8-24	2-8	0-0	20	9	4	6	5	4	18



EPPS' CAREER STATS

YEAR	GP-GS	MIN/AVG	FG-FGA	PCT.	3FG-FGA	PCT.	FT-FTA	PCT.	REB-AVG	PF-FO	AST	TO	BLK	STL	PTS-AVG
14-15	14-2	87/6.2	8-24	.333	2-8	.250	0-0	.000	20-1.4	9-0	4	6	5	4	18-1.3
Totals	14-2	87/6.2	8-24	.333	2-8	.250	0-0	.000	20-1.4	9-0	4	6	5	4	18-1.3

JOSH GRAY

G • 6-1 • 177 • SR. • 1L
LAKE CHARLES, LOUISIANA
TEXAS TECH/ODESSA COLLEGE

JUNIOR SEASON (2014-15)

Played in 31 games with 20 starts ... Eight games in double figures topped by 25 vs. UMass, 12/2 ... Hit 11-of-15 field goals and 3-of-4 treys in the game with five assists ... At #16 West Virginia (12/4) had the game winner with 7 seconds to play ... Missed two December games with ankle injury ... Also had 18 vs. Gardner Webb (11/15) and 15 vs. Georgia (1/8) ... 10 games of 5 assists or more ... Double double at Ole Miss (1/14) with 14 points, 10 assists ... Had 10 points, six assists in strong off bench performance in win at No. 18 Arkansas ... Averaged 7.1 points per game, 2.1 rebounds and 3.8 assists per game ... Was eighth in the league in assists average.

PRIOR TO LSU

Led the national junior college stats at Odessa College in Texas at 34.7 points per game in 2014 ... Had a good assist-to-turnover ratio of 172 assists-107 turnovers with 82 steals (10th in steals average nationally at 2.7 a game) in his final year at Odessa... Averaged 5.9 assists per game ... 45.9 percent from the field, 84 treys, 70.9 percent FTs ... Eight games of 40 or more points including 61 vs. Ranger and 63 vs. El Centro ... First Team JC All-America, MVP in conference in 2014 ... Averaged 24 points, six assists and three steals per game while leading Houston Wheatley High School to the Class 4A playoffs as a senior ... As a junior averaged 20 points per game for Humble Christian Life Center Academy, who finished with a 20-4 record ... Led Washington-Marion (La.) High School to the 2010 Louisiana Class 4A State Semifinals as a sophomore ... Played the 2012-13 season at Texas Tech where he averaged 26.7 minutes per game, 9.3 points, 3.2 assists and 2.5 steals.

PERSONAL

Born on Sept. 9, 1993, in Lake Charles ... Parents are Charnella Robinson and Noah Gray, Sr. ... Has four brothers - Novon, Travon, Joseph and Noah, Jr. ... Lists Kevin Gates, Lil Wayne, Lil Boosie and Webbie as his favorite artists ... Major is interdisciplinary studies ... Favorite food is gumbo and dessert cheese cake ... Favorite professional basketball player is Derrick Rose and favorite NBA team Chicago Bulls.



TOP CAREER PERFORMANCES

Points: 25 vs. UMass, 12/2/14
 Rebounds: 7 vs. Texas A&M, 1/17/15
 Field Goals Made: 11 vs. UMass, 12/2/14
 3 PT FG Game: 3 vs. UMass, 12/2/14
 Free Throws Made: 8 vs. Texas Tech, 11/18/14
 Assists: 10 at Ole Miss, 1/14/15
 Blocks: 1 at Ole Miss, 1/14/15
 Steals: 3, four times
 Minutes Played: 41 vs. Texas Tech, 11/18/14

TOP CAREER SCORING GAMES

1. 25 vs. UMass, 12/2/14
2. 18 vs. Gardner-Webb, 11/15/14
3. 15 vs. Georgia, 1/8/15
4. 14 at Ole Miss, 1/14/15
4. 14 vs. Texas Tech, 11/18/14
6. 13 at Miss. State, 1/31/15
6. 13 vs. McNeese State, 11/29/14
8. 10 at Arkansas, 3/7/15
9. 9 vs. Texas A&M, 1/17/15
10. 8 vs. Old Dominion, 11/21/14

GRAY'S GAME-BY-GAME STATISTICS

2015-16 OPPONENT	MIN	FG-A	3FG-A	FT-A	REB	PF	A	TO	BLK	STL	PTS
GARDNER-WEBB*	32	7-11	2-2	2-3	6	1	3	4	0	1	18
TEXAS TECH*	41	3-10	0-2	8-11	4	3	4	3	0	1	14
vs. Old Dominion*	32	3-8	0-1	2-4	1	3	4	4	0	3	8
vs. Weber State*	33	2-6	0-0	0-0	2	1	4	3	0	1	4
vs. Clemson*	29	3-10	0-2	1-2	4	0	5	1	0	2	7
MCNEESE*	34	5-11	2-5	1-2	2	2	7	2	0	0	13
MASSACHUSETTS*	35	11-15	3-4	0-1	4	1	5	7	0	3	25
at West Virginia*	32	3-7	1-1	0-0	4	2	7	8	0	3	7
SAM HOUSTON ST*	16	2-5	0-1	0-0	0	1	3	1	0	0	4
SOUTHERN MISS*	27	2-9	0-4	2-2	1	1	4	1	0	2	6
SAVANNAH STATE*	29	1-4	0-0	0-0	3	3	8	5	0	1	2
at Missouri	23	1-5	0-2	0-0	1	2	3	4	0	2	2
GEORGIA*	35	5-13	1-4	4-5	1	5	6	2	0	3	15
at Ole Miss*	30	5-10	0-2	4-6	3	2	10	3	1	2	14
TEXAS A&M*	31	4-11	1-3	0-1	7	3	5	4	0	1	9
at Florida*	17	2-3	1-1	0-0	0	1	1	4	0	0	5
at Vanderbilt*	17	0-1	0-0	0-0	3	1	3	3	0	0	0
SOUTH CAROLINA*	32	2-6	1-3	2-4	3	2	3	2	0	0	7
at Mississippi State*	33	6-14	1-6	0-1	0	5	2	4	0	1	13
AUBURN*	29	1-7	0-2	5-10	1	2	6	1	0	0	7
ALABAMA	11	0-0	0-0	0-0	1	2	0	1	0	0	0
KENTUCKY	24	3-9	1-2	0-0	4	2	2	1	0	0	7
at Tennessee	9	1-3	0-0	1-1	1	0	1	0	0	0	3
at Texas A&M	21	2-5	0-1	0-0	0	3	4	2	0	1	4
FLORIDA	19	0-2	0-1	0-0	4	0	2	1	0	0	0
at Auburn	18	3-6	0-2	0-1	3	3	6	1	0	1	6
OLE MISS	8	0-3	0-0	1-2	0	3	1	1	0	1	1
TENNESSEE	11	1-2	0-1	1-2	0	1	1	1	0	0	3
at ARKANSAS	25	5-9	0-1	0-0	1	2	6	1	0	0	10
vs. Auburn (SECT)	24	1-5	0-0	1-2	1	4	2	5	0	1	3
vs. NC State (NCAAT)	13	2-7	0-0	0-0	1	0	0	1	0	1	4
TOTALS	770	86-217	14-53	35-60	66	61	118	81	1	31	221



GRAY'S CAREER STATS

YEAR	GP-GS	MIN/AVG	FG-FGA	PCT.	3FG-FGA	PCT.	FT-FTA	PCT.	REB-AVG	PF-FO	AST	TO	BLK	STL	PTS-AVG
14-15	31-20	770/24.8	86-217	.396	14-53	.264	35-60	.583	66-2.1	61-2	118	81	1	31	221-7.1
Totals	31-20	770/24.8	86-217	.396	14-53	.264	35-60	.583	66-2.1	61-2	118	81	1	31	221-7.1

KEITH HORNSBY

G • 6-4 • 210 • SR. • 1L
WILLIAMSBURG, VIRGINIA
OAK HILL ACADEMY/UNC ASHEVILLE

AUSTRALIA TOUR (AUGUST 2015)

Hornsby had three double figure scoring games in the five in Australia ... Scored 17 versus the Newcastle All-Stars, 10 versus the Queensland All-Stars and 18 in the first game against the Melbourne Kings, all LSU wins ... Finished the five games averaging 12.2 points per game and 3.0 rebounds per contest ... Played 128 minutes on the tour with no turnovers in the five games ... Shot 6-of-8 from the field in the Newcastle game ... Hit 8-of-24 three-pointers ... Fourth on the team in scoring average.

JUNIOR SEASON (2014-15)

Third on the team in scoring at 13.4 points per game ... Also averaged 4.2 rebounds and 2.1 assists per game ... 78.4 percent at the free throw line (58-of-74) and 39 percent from the arc with a team best 72 treys (72-of-183), fourth best in the SEC ... Made corner trey at the buzzer to help LSU defeat No. 18 Arkansas, 81-78, in Fayetteville in the season finale ... Four games of four treys or more, including hitting 5-of-10 at Ole Miss (1/14) ... Had a high of 25 with five treys against Tennessee (3/4) ... 26 games in double figures, including string of 15 straight games ... High of seven assists at Tennessee (2/14) and positive assist-to-turnover ratio of 69 assists to 47 turnovers ... With five overtime games, played 43 minutes twice and for the season averaged 35.5 minutes per game.

REDSHIRT JUNIOR SEASON (2013-14)

Hornsby was able to practice with the team throughout the year as he went through his transfer season after coming to LSU from UNC-Asheville.

FRESHMAN AND SOPHOMORE SEASONS (2011-12, 2012-13 AT UNC Asheville)

Played two seasons at UNC Asheville ... As a freshman in 2012, played in all 34 games and earned one start ... Tallied 21 points in home victory over Mars Hill ... 8-of-12 from the field and 3-of-5 from the arc ... Scored 11 points and tied game with three-point play late in regulation at Winthrop ... Third on the team in three-pointers with 15 ... Averaged 4.0 points as a freshman ... In 2013, Hornsby averaged 15.0 points, 4.2 rebounds and 3.1 assists per game, while shooting 37.9 percent from three-point range ... He also



shot 92.5 percent from the free throw line (99-107), second best in Division I ... Made 50 treys with a positive assist-to-turnover ratio of 94 assists to 67 turnovers with 43 steals and an average of 33 minutes a contest ... Started 29 starts as a sophomore.

HIGH SCHOOL

Played at Oak Hill Academy (Virginia) ... Began his prep career at Hampton Road Academy in Newport News (Virginia.) before going to Oak Hill ... Tremendous senior year for Oak Hill team that finished 29-4 overall and was ranked fourth nationally ... Averaged 11.4 points, two assists and three rebounds per game as a senior ... Led the Warriors in three-point shooting at 50.4 percent ... Junior year averaged six points and three assists ... Finished his career with 1,341 points ... Earned academic award for basketball team and was student speaker at graduation ... President of student government.

PERSONAL

Full name is Keith Randall Hornsby ... Born on Jan. 30, 1992 ... Parents are Bruce and Kathy Hornsby ... Father is the Grammy-Award winning musician... One brother, Russell, who runs track at the University of Oregon ... Major is communication studies.

Top Career Performances

Points: 25 vs. Tennessee, 3/4/15
 Rebounds: 8 at Missouri, 1/8/15
 Field Goals Made: 8, twice
 3 PT FG Game: 5, twice
 Free Throws Made: 8 vs. Tennessee, 3/4/15
 Assists: 7 at Tennessee, 2/14/15
 Blocks: 3 vs. Texas A&M, 1/17/15
 Steals: 3, twice
 Minutes Played: 43, twice

Top Career Scoring Games

1. 25 vs. Tennessee, 3/4/15
2. 24 vs. Auburn (SECT), 3/13/15
2. 24 at UAB, 12/28/14
4. 23 at Ole Miss, 1/14/15
5. 18 vs. Weber State (Paradise Jam), 11/22/14
6. 17 vs. Kentucky, 2/10/15
6. 17 at Missouri, 1/8/15
6. 17 vs. Gardner-Webb, 11/15/14
9. 16 vs. Ole Miss, 2/28/15
9. 16 at Tennessee, 2/14/15
9. 16 vs. Sam Houston, 12/13/14



HORNSBY'S GAME-BY-GAME STATISTICS

2014-15 OPPONENT	MIN	FG-A	3FG-A	FT-A	REB	PF	A	TO	BLK	STL	PTS	
GARDNER-WEBB	26	7-14	3-7	0-0	7	0	4	1	0	2	17	
TEXAS TECH	38	4-11	2-6	2-4	5	4	1	1	0	0	12	
Vs. Old Dominion	39	4-10	3-6	4-5	5	5	0	2	0	1	15	
Vs. Weber State	38	7-13	2-5	2-2	4	2	0	4	2	0	3	18
Vs. Clemson	35	2-12	0-5	2-2	3	1	1	2	0	2	6	
MCNEESE STATE	33	3-10	0-2	0-1	7	2	3	2	0	1	6	
MASSACHUSETTS	33	4-11	0-3	1-1	6	1	4	3	1	1	9	
At West Virginia	37	5-10	3-3	2-2	5	0	2	2	0	1	15	
SAM HOUSTON STATE	36	6-12	3-6	1-2	3	1	2	0	1	1	16	
At UAB	39	8-15	2-4	6-6	5	1	2	2	0	1	24	
CHARLESTON	32	3-7	1-3	4-6	4	0	3	2	1	1	11	
SOUTHERN MISS	28	4-10	2-5	0-0	1	2	2	2	0	2	10	
SAVANNAH STATE	18	0-4	0-1	0-0	2	3	1	0	1	1	0	
At Missouri	43	6-15	3-8	2-2	8	2	3	1	0	3	17	
GEORGIA	38	2-9	0-5	2-4	6	4	2	1	1	2	6	
At Ole Miss	37	6-13	5-10	6-8	5	1	3	1	2	0	23	
TEXAS A&M	32	2-8	1-4	0-0	3	1	3	2	3	2	5	
At Florida	34	6-12	3-6	0-0	3	2	1	4	0	2	15	
At Vanderbilt	41	4-10	3-5	0-0	4	1	1	1	1	0	11	
SOUTH CAROLINA	38	6-12	2-4	1-2	4	1	2	3	1	2	15	
At Mississippi State	37	5-17	3-10	2-2	4	2	3	0	0	2	15	
AUBURN	38	5-9	1-5	0-0	5	3	1	2	1	1	11	
ALABAMA	38	4-9	2-5	0-0	3	0	1	0	0	0	10	
KENTUCKY	37	7-14	2-6	1-2	3	1	0	1	1	1	17	
At Tennessee	39	5-13	4-9	2-2	4	0	7	2	0	0	16	
At Texas A&M	34	4-11	3-9	0-0	3	2	3	2	0	0	11	
FLORIDA	30	3-9	2-6	4-4	1	1	3	1	1	0	12	
At Auburn	36	5-11	2-4	1-2	4	2	2	1	0	2	13	
OLE MISS	38	6-10	4-7	0-0	4	3	0	0	0	1	16	
TENNESSEE	38	6-11	5-9	8-8	4	1	2	0	0	0	25	
At Arkansas	33	6-14	1-4	0-2	6	1	2	2	0	2	13	
Auburn (SECT)	43	8-15	3-7	5-5	3	2	1	2	1	0	24	
NC State (NCAAT)	36	3-9	2-4	0-0	4	0	0	0	0	0	8	

HORNSBY'S CAREER STATS

YEAR	GP-GS	MIN/AVG	FG-FGA	PCT.	3FG-FGA	PCT.	FT-FTA	PCT.	REB-AVG	PF-FO	AST	TO	BLK	STL	PTS-AVG
14-15	33-33	1172/35.5	156-370	.422	72-183	.393	58-74	.784	138-4.2	52-1	69	47	16	37	442-13.4
Totals	33-33	1172/35.5	156-370	.422	72-183	.393	58-74	.784	138-4.2	52-1	69	47	16	37	442-13.4

DARCY MALONE

G • 7-0 • 245 • JR. • 21
CANBERRA, AUSTRALIA
ACT ACADEMY OF SPORT

AUSTRALIA TOUR (AUGUST 2015)

Started all five games on the return to his home country, averaging 14.8 minutes per game ... Posted averages of 2.8 points and 2.4 rebounds, making 5-of-14 field goal attempts and all four free throw attempts ... Had six points and five rebounds in the tour's opening win over the Newcastle All-Stars.

SOPHOMORE SEASON (2014-15)

Played in 25 games with eight starts on the season ... Averaged 8.6 minutes per game ... Averaged 0.9 points per game and 1.4 rebounds a game ... Had 12 blocks ... Appeared in 44 games in his first two years with the team ... High this season was four points vs. Texas A&M when he played 21 minutes ... Had four rebounds twice and three blocks at Mississippi State (1/31) ... Played 26 minutes twice this season, including filling in for Jordan Mickey in the regular season finale upset of #18 Arkansas in Fayetteville (3/7) ... Had four assists in that game.

FRESHMAN SEASON (2013-14)

Played in 19 games, averaging 1.4 points per game and 0.9 rebounds a game ... Averaged 3.8 minutes per game ... Had best of six points against Southeastern (11/22), after a five-point game against Northwestern State (11/16) ... 5 rebounds twice ... Played 12 minutes against both Southeastern and McNeese State (12/28) ... 3-of-7 from the arc, 11-of-20 overall on field goals.

PRIOR TO LSU

Played for the Canberra Gunners of the ACT Academy of Sports in Australia ... Played for Australia in the FIBA 2012 U17 World Championship Tournament, earning the silver medal ... Coach was Jason Denley ... Team won state and regional championships in 2009



and 2012 ... School lost by two in OT to finish as national runnerup in 2012 ... Averaged 25 points, 19 rebounds and four blocks per game his senior season ... Also participated in track and field high jump, shot put and discus events.

PERSONAL

Born on Jan. 2, 1995 in Canberra ... Right handed ... Of coming to LSU said, "Great team, great players, great staff, atmosphere and community ... Parents are Angela Maher, Christopher Maher (stepdad) and Anthony Malone (dad) ... Four siblings - Brydie, Riley, Stella and Nena ... His grandfather played Australian Rules Football ... Major is general business ... Likes to watch movies and listen to music and hang with his "mates" ... Favorite food is schnitzel ... Favorite pro basketball player is Chauncey Billups and favorite NBA team is the Detroit Pistons.

Top Career Performances

Points: 6 vs. Southeastern Louisiana, 11/22/13

Rebounds: 5, twice

Field Goals Made: 3 vs. Southeastern Louisiana, 11/22/13

3 PT FG Game: 1, three times

Free Throws Made: 2, twice

Assists: 4 at Arkansas, 3/7/15

Blocks: 3 at Mississippi State, 1/31/15

Steals: 1, three times

Minutes Played: 26, twice

Top Career Scoring Games

1. 6 vs. Southeastern Louisiana, 11/22/13

2. 5 vs. Northwestern State, 11/16/13

3. 4 vs. Texas A&M, 1/17/15

3. 4 vs. McNeese State, 12/18/13

3. 4 vs. UNO, 11/19/13

6, 3 vs. Texas A&M, 2/26/14

7. 2, 10 times



22 Darcy Malone

PLAYERS

MALONE'S GAME-BY-GAME STATISTICS

2013-14

OPPONENT	MIN	FG-A	3FG-A	FT-A	REB	PF	A	TO	BLK	STL	PTS
Northwestern St.	5	2-2	1-1	0-0	0	0	0	1	0	0	5
UNO	6	2-2	0-0	0-0	5	0	0	0	1	0	4
Southeastern	12	3-3	0-0	0-0	2	3	1	0	0	0	6
vs. Saint Joseph's	5	0-1	0-0	0-0	1	4	1	0	0	0	0
vs. Memphis	0+	0-0	0-0	0-0	0	0	0	0	0	0	0
Louisiana-Monroe	3	1-3	0-1	0-2	0	1	0	0	0	0	2
at Texas Tech	7	0-2	0-1	0-0	2	2	0	0	0	0	0
UAB	4	0-0	0-0	0-0	0	2	0	0	0	0	0
McNeese State	12	1-4	1-2	1-2	5	3	0	2	0	1	4
Rhode Island	3	0-0	0-0	0-0	0	0	0	0	0	0	0
Tennessee	1	0-0	0-0	0-0	0	0	0	0	0	0	0
Vanderbilt	4	1-1	0-0	0-0	0	1	1	0	0	0	2
Arkansas	2	0-0	0-0	0-0	0	3	0	0	0	0	0
at Georgia	2	0-0	0-0	0-0	1	2	0	0	0	0	0
Mississippi State	1	0-1	0-1	0-0	0	0	0	0	0	0	0
Texas A&M	3	1-1	1-1	0-0	1	2	0	2	0	0	3
at Florida	1	0-0	0-0	0-0	0	0	0	0	0	0	0
vs. Alabama (SECT)	1	0-0	0-0	0-0	1	1	0	0	0	0	0
vs. Kentucky (SECT)	1	0-0	0-0	0-0	0	2	0	1	0	0	0
TOTALS	73	11-20	3-7	1-4	18	26	3	6	1	1	26

2014-15

OPPONENT	MIN	FG-A	3FG-A	FT-A	REB	PF	A	TO	BLK	STL	PTS
Vs. Old Dominion	5	1-1	0-0	0-0	0	0	0	0	0	0	2
Vs. Weber State	2	0-0	0-0	0-0	1	0	0	1	0	0	0
MCNEESE STATE	2	0-0	0-0	0-0	0	0	0	0	0	0	0
MASSACHUSETTS	2	0-0	0-0	0-0	1	0	0	0	0	0	0
CHARLESTON	6	1-1	0-0	0-0	1	2	1	1	0	0	2
SOUTHERN MISS	3	1-1	0-0	0-0	0	0	1	0	1	0	2
GEORGIA	16	0-1	0-0	0-0	1	4	1	2	1	0	0
At Ole Miss *	8	0-2	0-0	1-2	3	2	0	0	0	0	1
TEXAS A&M *	21	1-3	0-1	2-2	3	3	0	0	1	1	4
At Florida *	13	1-1	0-0	0-0	0	4	0	0	0	0	2
At Vanderbilt *	10	1-1	0-0	0-0	2	2	1	0	0	1	2
SOUTH CAROLINA *	18	1-1	0-0	0-0	0	4	1	0	0	0	2
At Mississippi State *	26	0-2	0-1	2-2	4	4	3	2	3	0	2
AUBURN *	4	0-1	0-1	0-0	1	2	0	0	1	0	0
ALABAMA	12	0-1	0-0	0-3	3	2	0	0	1	0	0
KENTUCKY	5	0-0	0-0	0-0	1	1	0	0	0	1	0
At Tennessee	10	0-0	0-0	0-0	4	2	0	0	1	0	0
At Texas A&M	6	0-0	0-0	0-0	0	2	0	0	0	0	0
FLORIDA	2	0-1	0-1	0-0	2	0	0	0	0	0	0
At Auburn	5	1-1	0-0	0-0	2	1	0	1	0	1	2
OLE MISS	4	0-0	0-0	0-0	0	1	0	2	0	0	0
TENNESSEE	3	0-0	0-0	0-1	0	1	0	0	0	0	0
At Arkansas *	26	0-3	0-1	1-2	4	4	3	2	1	0	1
Auburn (SECT)	5	0-0	0-0	0-0	2	3	0	0	2	0	0
NC State (NCAAT)	2	0-0	0-0	0-0	0	2	0	0	0	0	0
TOTALS	216	8-21	0-5	6-12	35	46	11	11	12	4	22

MALONE'S CAREER STATS

YEAR	GP-GS	MIN/AVG	FG-FGA	PCT.	3FG-FGA	PCT.	FT-FTA	PCT.	REB-AVG	PF-FO	AST	TO	BLK	STL	PTS-AVG
13-14	19-0	73/3.8	11-20	.550	3-7	.429	1-4	.250	18-0.9	26-0	3	6	1	1	26-1.4
14-15	25-8	216/8.6	8-21	.381	0-5	.000	6-12	.500	35-1.4	46-0	11	11	12	4	22-0.9
Totals	44-8	289/6.6	19-41	.463	3-12	.250	7-16	.438	53-1.2	72-0	14	17	13	5	48-1.1

JALYN PATTERSON

G • 6-1 • 185 • SO. • 1L
ATLANTA, GEORGIA
MONTVERDE ACADEMY

AUSTRALIA TRIP (AUGUST 2015)

Played in all five games on the tour, primarily at backup point guard ... Averaged 13 minutes a game, averaging 2.2 points and 1.2 rebounds a game ... Four assists and six steals.

FRESHMAN SEASON (2014-15)

Patterson played 31 games (missing two with injury in which he did not dress), starting the final 11 games for the Tigers ... 10 games in double figure scorings ... Averaged 6.8 points per game, 2.4 rebounds and 2.19 assists per game ... Averaged 8.8 points in league play ... Scored season-best 20 points in regular season finale at #18 Arkansas, an 81-78 win (3/7) ... Hit 6-of-8 treys in the game, 7-of-11 total field goals ... Six games of three-or-more three-point field goals ... Also scored 16 at Auburn (2/14), 15 in the double overtime win over Georgia (1/10) and 13 vs. Auburn (3/13) and Texas A&M (1/17) ... Best 7 assists at Auburn (2/24) ... 7 rebounds versus Alabama (2/7) ... 44-of-118 from the arc (37.3 percent) ... 16-of-19 from the free-throw line (84.2 percent) ... 68 assists to just 26 turnovers with 37 steals ... Averaged 24.5 minutes per game.

PRIOR TO LSU

Point guard at Montverde for Coach Kevin Boyle as the team captured one state championship and two ESPN national championships ... Team was No. 1 in the nation in many of the polls after going 28-0 and winning the National High School Championship for the second straight year in 2014 ... In 2013, Patterson hit the game-winning 3-pointer when Montverde beat Tyler Ennis and St. Benedict's Prep in the National Invitational Final ... He also played point guard with the Atlanta Celtics.



PERSONAL

Born on Nov. 15, 1995, ... Right handed ... Nickname "Jay" ... Said he came to LSU because "it would be a place where I can improve my game in the next four years" ... Mother is Leah Patterson ... Brother Jordan (20), two sisters - Jada (16), Aniyah (9) ... Mjaor is sports administration ... Favorite foods are pizza and chicken ... Favorite basketball players are LeBron James and Kyrie Irving while Peyton Manning is his favorite athlete outside basketball.

Top Career Performances

Points: 20, at Arkansas, 3/7/15
 Rebounds: 7 vs. Alabama, 2/7/15
 Field Goals Made: 7 at Arkansas, 3/7/15
 3 PT FG Game: 6 at Arkansas, 3/7/15
 Free Throws Made: 4, twice
 Assists: 7 at Auburn, 2/14/15
 Blocks: 1, three times
 Steals: 3, four times
 Minutes Played: 42 vs. Auburn, 3/13/15

Top Career Scoring Games

- 20 at Arkansas, 3/7/15
- 16 at Auburn, 2/14/15
- 15 vs. Georgia, 1/10/15
- 13 vs. Auburn (SECT), 3/13/15
- 13 vs. Texas A&M, 1/12/15
- 11 at Mizzou, 1/8/15
- 11 at UAB, 12/13/14
- 10, Three times



PATTERSON'S GAME-BY-GAME STATISTICS

2015-16 OPPONENT	MIN	FG-A	3FG-A	FT-A	REB	PF	A	TO	BLK	STL	PTS
GARDNER-WEBB	14	2-6	1-4	0-0	5	1	0	1	0	0	5
TEXAS TECH	11	0-4	0-2	0-0	2	1	1	0	0	2	0
Vs. Old Dominion	8	0-0	0-0	0-0	2	0	0	2	0	0	0
Vs. Weber State	10	0-0	0-0	0-0	0	3	2	0	0	1	0
Vs. Clemson	16	0-2	0-1	0-0	1	0	0	0	0	0	0
MCNEESE STATE	14	2-4	-23	0-0	0	0	0	2	1	0	6
MASSACHUSETTS	7	0-1	0-0	0-0	0	0	0	0	0	0	0
at West Virginia	18	2-6	1-4	0-0	3	2	3	0	0	0	5
SAM HOUSTON STATE	24	1-2	0-0	2-2	5	1	3	1	0	1	4
at UAB	33	4-8	3-6	0-0	2	0	3	0	0	3	11
SOUTHERN MISS	22	4-6	2-3	0-0	4	0	2	1	0	2	10
SAVANNAH STATE	25	1-3	0-2	0-0	2	1	4	0	0	2	2
at Missouri	25	5-9	1-5	0-0	0	0	1	0	0	1	11
GEORGIA	27	4-8	3-6	4-7	2	0	3	0	1	2	15
At Ole Miss	14	0-4	0-2	0-0	0	0	1	0	0	0	0
TEXAS A&M	25	5-8	3-6	0-0	1	0	1	0	0	2	13
At Florida	28	2-4	2-3	0-0	4	0	2	1	0	1	6
At Vanderbilt	33	3-8	2-6	2-2	4	1	3	0	0	1	10
AUBURN	16	2-6	1-3	0-0	1	3	2	0	0	0	5
ALABAMA *	35	2-6	0-2	2-2	7	0	4	3	0	2	6
KENTUCKY *	25	3-7	0-1	0-0	3	1	1	0	0	3	6
At Tennessee *	35	3-6	2-5	0-0	5	2	4	2	0	0	8
At Texas A&M *	29	3-8	2-6	2-2	1	1	1	0	0	1	10
FLORIDA *	34	2-7	2-4	0-0	4	1	3	3	0	3	6
At Auburn *	31	6-12	4-9	0-0	3	3	7	1	0	1	16
OLE MISS *	35	4-11	1-7	0-0	4	2	5	1	0	1	9
TENNESSEE *	33	0-5	0-3	0-0	3	0	3	2	0	1	0
At Arkansas *	32	7-11	6-8	0-0	6	1	1	1	0	2	20
Auburn (SECT) *	42	3-10	3-8	4-4	1	1	3	1	1	2	13
NC State (NCAAT) *	32	3-7	2-6	0-0	0	1	1	1	0	0	8
TOTALS	760	75-184	44-118	16-19	75	27	68	26	3	37	210

PATTERSON'S CAREER STATS

YEAR	GP-GS	MIN/AVG	FG-FGA	PCT.	3FG-FGA	PCT.	FT-FTA	PCT.	REB-AVG	PF-FO	AST	TO	BLK	STL	PTS-AVG
14-15	31-11	760/24.5	75-184	.408	44-118	.373	16-19	.842	75-2.4	27-0	68	26	3	37	210-6.8
Totals	31-11	760/24.5	75-184	.408	44-118	.373	16-19	.842	75-2.4	27-0	68	26	3	37	210-6.8

TIM QUARTERMAN

G • 6-6 • 190 • JR. • 2L
SAVANNAH, GEORGIA
JOHNSON HS

AUSTRALIA TOUR (AUGUST 2015)

Second on the team in scoring at 16.4 points a game for the five contests ... Averaged 5.2 rebounds and had 23 assists and just 14 turnovers ... Averaged 28.8 minutes per game ... Made 32-of-66 field goal attempts ... Three blocks, 10 steals ... Had 24 points in the game with Sydney and 20 points and 11 rebounds in the win over the Queensland All-Stars ... Had 17 points and eight assists in the win over Melbourne Kings.

SOPHOMORE SEASON (2014-15)

Made tremendous advancement for the Tigers in his second season with the team, showing a strong work ethic on both the offensive and defensive ends of the floor ... Upped his scoring average nine points from 2.5 points per game as a freshman to 11.5 points with 40 treys. He also averaged 5.2 rebounds a game and had a team high assists total of 133 (4.0 assists per game average, sixth in the SEC) ... Averaged 33.6 minutes per game, seventh in the league ... Positive assist to-turnover ratio (133-80) ... Posted the first triple double by an LSU player since Shaquille O'Neal in March 1992 when he scored 18 points, had 10 rebounds and 10 assists in the win at home over Ole Miss (2/28) ... Had some of his best moments late in games that helped LSU rally to win ... Late steal forced overtime vs. Texas Tech (11/18) ... Helped LSU rally from nine down in the first overtime to force a second extra session in a game the Tigers would ultimately win against Georgia (1/10) ... Hit 6-of-10 treys and had career best 27 points in that game ... Had 21 off the bench in the win over No. 16 West Virginia (12/4) ... 19 games in double figures in



QUARTERMAN'S CAREER STATS

YEAR	GP-GS	MIN/AVG	FG-FGA	PCT.	3FG-FGA	PCT	FT-FTA	PCT.	REB-AVG	PF-FO	AST	TO	BLK	STL	PTS-AVG
13-14	33-3	405/12.3	28-106	.264	10-48	.208	17-31	.548	61-1.8	51-0	49	35	8	24	83-2.5
14-15	33-14	1108/33.6	125-293	.427	40-128	.313	89-124	.718	173-5.2	84-3	133	80	19	47	379-11.5
Totals	66-17	1513/22.9	153-399	.383	50-176	.284	106-155	.685	234-3.5	135-3	182	115	27	71	462-7.0

two years ... First career double double came vs. Southern Miss (Dec. 22) with 12 points and 14 rebounds ... Joined Antonio Blakeney and Ben Simmons in July at the adidas Global Nations event in Long Beach where LSU had the most players attending the event.

FRESHMAN SEASON (2013-14)

Started three games ... Averaged 12.3 minutes a game, however in four post-season games played 56 minutes ... Averaged 2.5 points per game, 1.8 rebounds and 1.5 assists per game ... Best game came in the SEC Tournament Quarterfinals against Alabama when he scored 12 points in 12 minutes, hitting 5-of-8 field goals, including two treys ... Had nine points against UAB (12/21), hitting two treys ... Also had 9 assists in the UAB game (12/21) (most by an SEC player that season in a non-conference game) ... Had 8 rebounds against Vanderbilt (1/18) ... Positive assist-to-turnover ratio of 49 assists to 35 turnovers with 24 steals ... Made 10 three-pointers.

PRIOR TO LSU

Named regional player of the year in Georgia three straight seasons in Region 1-AAA ... Named the Class AAA state player of the year by the Georgia Sportswriters' Association and the Atlanta Journal Constitution ... For two years, Quarterman was selected as the Savannah Morning News Player of the year ... Led the Johnson HS Atom Smashers to the Class AAA state title as a senior, scoring a game-high 21 points in the championship game ... Averaged 19.5 points, 6.2 rebounds, 5.1 assists and 3.4 steals per game ... Scored 35 points in a loss to national power Oak Hill Academy ... 17.3 points per game as a junior ... High School Coach was Utaff Gordon.

PERSONAL

Nickname is "Puncho" ... Born on Oct. 27, 1994 in Savannah ... Mom is Melissa Quarterman ... Major is sports administration ... Favorite food is chicken ... Favorite NBA players are Tracy McGrady, Penny Hardaway, Kevin Durant.

TOP CAREER PERFORMANCES

Points: 27 vs. Georgia, 1/10/15
 Rebounds: 14 vs. Southern Miss, 12/29/14
 Field Goals Made: 10 vs. Georgia, 1/10/15
 3 PT FG Game: 6 vs. Georgia, 1/10/15
 Free Throws Made: 8 vs. Ole Miss, 2/28/15
 Assists: 10 vs. Ole Miss, 2/28/15
 Blocks: 3 vs. Georgia, 1/10/15
 Steals: 5 at Texas A&M, 2/17/15
 Minutes Played: 43 vs. Georgia, 1/10/15

TOP CAREER SCORING GAMES

- 27 vs. Georgia, 1/10/15
- 21 at West Virginia, 12/4/14
- 19 at Mizzou, 1/8/15
- 18 vs. Ole Miss, 2/28/15
- 17 vs. NC State (NCAAT 2nd Round), 3/19/15
- 17 vs. Auburn, 2/5/15
- 16 vs. South Carolina, 1/28/15
- 16 vs. Clemson (Paradise Jam), 11/24/14
- 15 at Florida, 1/21/15
- 15 vs. Alabama, 2/7/15
- 15 vs. UMass, 12/2/14

QUARTERMAN'S GAME-BY-GAME STATISTICS

2013-14

OPPONENT	MIN	FG-A	3FG-A	FT-A	REB	PF	A	TO	BLK	STL	PTS
At UMass	18	2-4	1-1	0-1	3	3	1	0	1	0	5
Northwestern St.	11	0-3	0-2	1-2	1	2	0	2	0	1	1
New Orleans	24	1-8	0-3	3-6	5	2	5	0	0	2	5
Southeastern	18	2-6	0-4	0-0	4	2	4	1	0	0	4
vs. Saint Joseph's	9	0-2	0-2	2-2	2	0	2	0	0	1	2
vs. Memphis	4	1-1	1-1	0-0	1	1	0	3	0	1	3
vs. Butler	13	0-2	0-2	0-0	2	2	0	2	0	1	0
Louisiana-Monroe	16	1-3	0-1	1-2	1	2	2	3	0	1	3
at Texas Tech	5	1-3	0-1	0-0	0	2	1	0	1	1	2
UAB	22	3-5	2-3	1-2	1	4	9	0	0	2	9
McNeese State	18	0-5	0-2	0-0	1	1	3	2	0	3	0
Rhode Island	5	0-0	0-0	0-0	0	1	0	0	0	1	0
Tennessee	12	2-5	0-2	0-0	0	2	1	2	0	2	4
at South Carolina	11	1-5	1-1	0-0	2	4	2	1	0	0	3
at Ole Miss	6	0-1	0-0	1-4	2	0	2	2	0	0	1
Vanderbilt	21	2-6	1-3	2-2	8	2	2	2	0	0	7
Missouri	15	1-5	0-2	0-0	3	2	3	1	2	1	2
at Alabama	8	1-3	0-0	0-0	1	1	0	1	0	1	2
Kentucky	8	0-1	0-0	1-2	1	1	1	0	0	0	1
Arkansas	9	0-0	0-0	0-0	1	1	2	1	0	1	0
at Georgia	9	2-4	0-1	0-0	0	2	1	0	0	1	4
Auburn	11	1-2	1-2	2-4	1	1	2	0	1	0	5
at Texas A&M	12	0-3	0-2	0-0	2	1	1	2	0	0	0
at Arkansas	11	0-2	0-1	0-0	2	2	1	3	0	1	0
Mississippi State	19	1-4	0-2	0-0	5	4	1	4	1	0	2
Texas A&M	9	0-1	0-0	0-0	1	1	2	0	0	0	0
at Florida	6	0-3	0-1	0-0	3	0	1	1	0	0	0
at Vanderbilt	9	0-3	0-0	0-0	1	0	0	0	0	0	0
Georgia	10	0-1	0-1	0-0	0	0	0	0	1	1	0
vs. Alabama (SECT)	12	5-8	2-3	0-0	3	0	0	1	1	0	12
vs. Kentucky (SECT)	11	0-3	0-2	1-2	4	2	0	0	0	0	1
at USF (NIT)	15	1-3	1-3	0-0	0	0	0	0	0	2	3
at SMU (NIT)	18	0-1	0-0	2-2	0	3	2	0	0	1	2
TOTALS	405	28-106	10-48	17-31	61	51	49	35	8	24	83

2015-16

OPPONENT	MIN	FG-A	3FG-A	FT-A	REB	PF	A	TO	BLK	STL	PTS
GARDNER-WEBB	18	1-3	1-2	4-4	0	1	2	1	0	1	7
TEXAS TECH	30	2-5	0-3	2-4	6	4	4	3	2	1	6
Vs. Old Dominion	36	3-9	2-6	0-0	6	3	2	1	0	0	8
Vs. Weber State	31	3-5	0-0	2-2	4	0	2	1	0	0	8
Vs. Clemson	33	5-8	1-3	5-6	7	3	3	3	0	0	16
MCNEESE STATE *	38	6-12	1-4	1-2	7	1	6	2	1	2	14
MASSACHUSETTS	31	6-14	2-4	1-2	6	2	3	3	0	3	15
at West Virginia	30	8-14	3-4	2-3	7	4	0	3	2	2	21
SAM HOUSTON STATE	32	2-6	0-3	7-7	5	1	4	1	0	1	11
at UAB *	36	2-8	0-2	2-2	5	1	8	2	0	0	6
CHARLESTON *	34	3-9	1-3	1-2	6	1	1	6	0	1	8
SOUTHERN MISS	33	5-10	0-3	2-3	14	3	6	1	0	2	12
SAVANNAH STATE	34	6-12	1-5	0-0	2	2	4	3	1	3	13
at Missouri	38	5-14	2-6	7-8	6	2	2	3	0	2	19
GEORGIA	43	10-16	6-10	1-1	5	1	5	5	3	3	27
At Ole Miss	35	2-6	1-4	3-4	3	2	0	3	0	1	8
TEXAS A&M	25	1-7	1-6	1-2	7	3	3	2	0	1	4
At Florida	32	5-7	1-2	4-4	5	3	8	3	0	1	15
At Vanderbilt	35	4-10	1-3	3-6	3	3	2	3	0	0	12
SOUTH CAROLINA	34	5-10	1-4	5-5	5	1	3	3	0	3	16
AUBURN	34	6-13	2-5	3-4	5	5	1	1	0	2	17
ALABAMA *	36	3-7	2-3	7-12	8	3	3	1	0	1	15
KENTUCKY *	29	1-6	0-1	0-1	2	3	7	3	0	0	2
At Tennessee *	37	4-6	3-4	2-2	6	3	6	2	1	0	13
At Texas A&M *	36	3-11	3-7	0-0	3	2	8	2	0	5	9
FLORIDA *	37	2-4	0-2	4-4	5	2	3	3	2	2	8
At Auburn *	32	4-8	0-3	0-1	3	1	6	3	1	1	8
OLE MISS *	38	5-10	0-2	8-9	10	4	10	1	2	1	18
TENNESSEE	37	4-12	2-8	0-0	3	3	7	4	1	1	10
At Arkansas *	27	1-6	1-4	0-0	3	4	3	3	0	1	3
Auburn (SECT) *	38	1-4	1-2	6-13	4	5	3	1	2	2	9
NC State (NCAAT) *	39	6-11	1-4	4-7	9	3	7	2	0	2	17
TOTALS	1108	125-293	40-128	89-124	173	84	133	80	19	47	379

ELBERT ROBINSON III

C • 7-1 • 270 • SO. • 1L
GARLAND, TEXAS
LAKEVIEW CENTENNIAL HS

AUSTRALIA TOUR (AUGUST 2015)

Played in four games in Australia, averaging 11.3 minutes per game ... Averaged 1.5 points and 3.3 rebounds per game ... 7-of-13 boards were offensive rebounds.

FRESHMAN SEASON (2014-15)

Saw action in 11 games, starting four in his first year with the Tigers ... Averaged 0.5 points and 1.5 rebounds ... Scored two points against Charleston (12/22), ODU in the Paradise Jam (11/21) and versus Texas Tech (11/18) ... Played 14 minutes against both Gardner Webb (11/15) and Charleston (12/22) ... Had five rebounds against both Gardner-Webb and Charleston and two blocks vs. Charleston ... Was 3-of-7 from the field.

PRIOR TO LSU

Despite collapsing defenses, Robinson still averaged 11.7 points, 10.9 rebounds 4.1 blocks per game his senior season (2014), earning District MVP and Defensive Player of the Year honors ... All-State Class 5A by the Texas Association of Basketball Coaches ... Four-year letterman for J. T. Locklear ... Averaged 14 points, 12.5 rebounds and six blocks as a junior at Lakeview.

PERSONAL

Born on Oct. 14, 1994 ... Left handed ... Nickname is "ER3" or "Big E" ... Came to LSU because "Great coaching staff and campus was a place I've always dreamed of playing." ... Father is Elbert Robinson, Jr. and stepmother Angela Robinson ... One sister, Ashley ... Major is sports administration ... Favorite food is chicken and dessert cheesecake ... Favorite singer is Drake ... Favorite professional basketball player is LSU icon Shaquille O'Neal ... Favorite athlete outside basketball is sprinter Usain Bolt ... Favorite NBA team Washington Wizards.




TOP CAREER PERFORMANCES

Points: 2, three times
 Rebounds: 5, twice
 Field Goals Made: 1, three times
 Assists: 3 vs. Charleston, 12/22/14
 Blocks: 2 vs. Charleston, 12/22/14
 Steals: 2, twice
 Minutes Played: 14, twice

TOP CAREER SCORING GAMES

1. 2 vs. Charleston, 12/22/14
 1. 2 vs. ODU (Paradise Jam), 11/21/14
 1. 2 vs. Texas Tech, 11/18/14



ROBINSON'S GAME-BY-GAME STATISTICS

2014-15 OPPONENT	MIN	FG-A	3FG-A	FT-A	REB	PF	A	TO	BLK	STL	PTS
GARDNER-WEBB *	14	0-2	0-0	0-0	5	2	1	1	0	0	0
TEXAS TECH *	8	1-1	0-0	0-0	1	2	0	0	0	0	2
Vs. Old Dominion *	5	1-2	0-0	0-0	1	2	1	2	0	0	2
Vs. Weber State *	4	0-1	0-0	0-0	0	0	0	1	0	0	0
MCNEESE STATE	4	0-0	0-0	0-0	1	2	0	1	0	0	0
MASSACHUSETTS	2	0-0	0-0	0-0	1	1	0	0	0	0	0
At West Virginia	4	0-0	0-0	0-0	0	1	0	1	1	1	0
CHARLESTON	14	1-1	0-0	0-2	5	1	3	1	2	2	2
SOUTHERN MISS	6	0-0	0-0	0-0	2	0	0	1	0	0	0
At Missouri	6	0-0	0-0	0-0	2	0	0	1	0	0	0
At Auburn	1	0-0	0-0	0-0	0	0	0	0	0	0	0
TOTALS	68	3-7	0-0	0-2	17	13	5	9	3	5	6

ROBINSON'S CAREER STATS

YEAR	GP-GS	MIN/AVG	FG-FGA	PCT.	3FG-FGA	PCT.	FT-FTA	PCT.	REB-AVG	PF-FO	AST	TO	BLK	STL	PTS-AVG
14-15	11-4	68/6.2	3-7	.429	0-0	.000	0-2	.000	17-1.5	13-0	5	9	3	5	6-0.5
Totals	11-4	68/6.2	3-7	.429	0-0	.000	0-2	.000	17-1.5	13-0	5	9	3	5	6-0.5

BRANDON SAMPSON

NO. 0 • G • 6-5 • 186 • FR. • HS
BATON ROUGE, LOUISIANA
MADISON PREP

AUSTRALIA TOUR (August 2015)

Started two of the five games but was one of five players to average 25 minutes or more in the five-games (125 minutes, 25.0 average) ... Also one of five players to average in double figures on the tour with 11.8 points per game with a 3.4 rebounds per game average ... Showed his ability from the FIBA three-point arc, hitting 12-of-26 field goals (46.2 percent) while making 22-of-45 overall from the field (48.9 percent) ... Three games in double figures – 14 vs. Sydney Kings, 15 in the win over Melbourne United (3 assists) and 13 in the second Melbourne contest.

PRIOR TO LSU

Mr. Basketball in the state of Louisiana as chosen by the Louisiana Sports Writers Association ... NOLA.com All-Baton Rouge Area Small School Player of the Year ... LSWA Class 1A MVP ... Joins former LSU player Jarell Martin as Mr. Basketball's from Madison Prep ... Two paired together in 2013 when Chargers won the Class B state championship ... Team moved up to Class A and finished as runnerup his junior season, averaging 24.3 points, 6.1 rebounds and 4.3 assists per game ... In 2015, team won the Class A state championship with a 35-1 rebound and Sampson posted numbers of 15.9 points, 2.9 rebounds and 2.2 assists per game ... Jeff Jones was his high school coach at Madison Prep ... Sampson played the 1, 2 and 3 positions ... Sampson was named the all-tournament team at the state championship event, scoring 19 points on 7-of-9 field goal shooting in the finals after a 26-point effort in the semifinals ... Also played in the 2015 Kentucky Derby Festival Basketball Classic ... The four-star recruit was listed at No. 39 in the ESPN Top 100 and No. 41 by Rivals.

PERSONAL

Born on May 1, 1997, ... Right handed ... Nickname is "BSamp" ... On choosing LSU, Sampson said, "being a part of a team with so much potential and the feeling of being in my (home) city" ... Parents are Maude Sampson and Brian Landry ... Two brothers – Kristopher Sampson and Dino Saunders ... "Sleep" is what he likes to do to relax ... Pizza and wings is the choice for favorite food and ice cream the best dessert ... Favorite pro basketball player is LeBron James and favorite team is Cleveland Cavaliers. ... Major is sports administration.



BEN SIMMONS

**NO. 25 • F • 6-10 • 240 • FR. • HS
MELBOURNE, AUSTRALIA
MONTVERDE ACADEMY**

AUSTRALIA TOUR (August 2015)


Led LSU with a 20-point average in the five games in Australia ... Also led the team in rebound average at 9.0 per games with 27 assists, 11 blocks and 18 steals while averaging 35.4 minutes a game ... Started all five games ... Shot 52.2 percent from the field, making 36-of-69 field goal attempts ... Best game of 26 points, 8 assists against the Sydney Kings ... Also scored 22 points against the Newcastle All-Stars ... Double figure scoring in all five games with three double doubles: 22 pts.-10 reb. against Newcastle, 18-12 against Queensland A-S and 16-11 in the second game against Melbourne United.

PRIOR TO LSU

The No. 1 ranked high school player came to America three years ago and prepped at Montverde Academy in Florida, winning three straight national high school championship honors under Coach Kevin Boyle ... Two of those titles came in 2013 and 2014 with present LSU guard Jalyn Patterson ... In the 2015 finals at Madison Square Garden, Montverde finished at 30-1 with a win over No. 1 Oak Hill ... Simmons had 20 points, 11 rebounds and six assists and was named the MVP of the event after averaging 19.3 points and 11.7 rebounds for the three games ... Was named the Naismith National Boys Player of the Year, Gatorade National Male Basketball Player of the Year and the winner of the Morgan Wootten Award ... These awards recognize athletic play as well as character, leadership and classroom and community activities ... He was also named a McDonald's All-American and to the Jordan Brand's Classic game ... Simmons also played for the World Select Team that took on the USA All-Stars at the 2015 NIKE Hoop Summit in Portland, Oregon, when he scored 13 points, had nine rebounds and nine assists ... Finalist for the national Gatorade Player of the Year award ... Along with LSU teammate Antonio Blakeney, took part in inaugural NIKE Academy in California, the only true freshmen among college players invited to participate ... Joined Blakeney and Tim Quarterman at the adidas Global Nations event in Long Beach in July ... Averaged 28 points, 11.9 rebounds and four assists a game this past season for Montverde.

PERSONAL

Born on July 20, 1996, in Melbourne, Australia ... Left-handed Nickname is "Benny" ... Parents are David and Julie Simmons ... Father played 13 seasons in the Australian National Basketball League (NBL), earning All-League honors with Melbourne in 1990 and an NBL championship with the Tigers in 1993 ... He also wore 25 and was retired by the Melbourne franchise he played with from 1989-1996 ... Also played for Newcastle, Sydney and Canberra teams in the NBL ... Two other brothers - Liam and Sean; and three sisters - Olivia, Melissa, Emily ... Liam is assistant coach at Southwest Baptist ... Favorite foods are steak and salad ... Favorite professional basketball player is LeBron James and favorite team the New York Knicks.



HENRY SHORTLESS

NO. 10 • G • 5-9 • 157 • JR. • 2L
BATON ROUGE, LOUISIANA
UNIVERSITY HS

SOPHOMORE SEASON (2014-15)

In his second season as a walk-on has been helpful for the Tigers in daily practice workouts and scouting preparation of opponent teams ... Played in three games - vs. UMass (12/2), vs. Charleston (12/22) and at Auburn (2/24) ... Scored three points against Charleston (12/22), matching career high at LSU.

FRESHMAN SEASON (2013-14)

Walk-on who played in seven games ... Scored three pointer, in the UAB game (12/21) ... Recorded assists in the games against UNO (11/19) and McNeese State (12/28) ... Played 15 total minutes ... Big help to the team in practice and scout team preparation for opponents during the season.

PRIOR TO LSU

Prepped at University Lab School on the LSU campus ... Shooting guard for Coach Joe Spencer for four years at U-High and four-year letter winner in tennis for coach John Wahlborg ... Earned two-time first team All-District honors in basketball and was a two-time All-Metro selection in tennis ... In his senior year at U-High averaged 10.2 points per game, making 43 percent of his three-pointers and 94% of his free throws.

PERSONAL

Born on Feb. 23, 1995 ... Right Handed ... Parents are John and Paula Shortess ... Sister, Abby; Brother, Eli ... Major at LSU is management ... Member of the National Honor Society at U-High ... Likes to play golf and listen to music to relax ... Favorite food is red beans and rice and Favorite Celebrity is Will Ferrell ... Favorite Professional Basketball Player is Chris Paul and Favorite NBA team the state's New Orleans Pelicans.

Top Career Performances

Points: 3, twice
 Field Goals Made: 1, twice
 3PT FG Game: 1, twice
 Assists: 1, twice
 Steals: 1, McNeese State, 12/28/13
 Minutes Played: 6, vs. McNeese State, 12/28/13

Top Career Scoring Games

1. 3 vs. Charleston, 12/22/14
 1. 3 vs. UAB, 12/21/13



SHORTLESS' CAREER STATS

YEAR	GP-GS	MIN/AVG	FG-FGA	PCT.	3FG-FGA	PCT.	FT-FTA	PCT.	REB-AVG	PF-FO	A	TO	BLK	STL	PTS-AVG
13-14	7-0	15/2.1	1-6	.167	1-4	.250	0-0	.000	0-0.0	1-0	2	3	0	1	3-0.4
14-15	3-0	6/2.0	1-1	1.000	1-1	1.000	0-0	.000	0-0.0	0-0	0	0	0	0	3-1.0
Totals	10-0	21/2.1	2-7	.286	2-5	.400	0-0	.000	0-0.0	1-0	2	3	0	1	6-0.6

CRAIG VICTOR II

NO. 32 • F • 6-9 • 235 • SO. • TR/HS
NEW ORLEANS, LOUISIANA
FINDLAY PREP/ARIZONA

Transferred to LSU in January 2015 ... Practiced with the Tiger team the remainder of the year ... Will continue to practice with team during the pre-season workouts and will be eligible to play after the conclusion of the fall semester and certification of grades ... Was not able to practice with the team or play in the August 2015 trip to Australia.

PRIOR TO LSU

Transferred to LSU after playing at the University of Arizona during the fall of 2014 ... Played in eight games at Arizona, hitting 8-of-13 field goal attempts, averaging 3.1 points and 1.1 rebounds ... Averaged 7.1 minutes per game ... Ranked as the No. 37 overall recruit, the No. 9 power forward and the No. 1 player from Louisiana in his recruiting class by ESPN ... Rated as the No. 40 overall recruit in his class by Rivals ... Tabbed as the No. 42 overall recruit and No. 8 player at his position by Scout ... Ranked as the No. 49 overall recruit and No. 11 power forward in his recruiting class by 24-7 Sports ... Averaged 13.7 points and 8.6 rebounds per game at Findlay Prep (Henderson, Nevada) in 2013-14, helping lead the Pilots to a 31-5 record, a No. 6 final national ranking and an NHSI national semifinal appearance ... An NBPA Top-100 Camp, Pangos All-American Camp ... An honorable mention MaxPreps Junior All-American in 2013 ... Named the 2013 Times-Picayune Large School Player of the Year and ranked atop the 2013 NOLA.com Super 16 ... A first-team all-state pick in Louisiana in 2013 after averaging 14.1 points, 11.3 rebounds and 3.0 blocks per game at St. Augustine High School ... An honorable mention all-state pick as a sophomore in 2012 after leading St. Augustine to a state runner-up finish ... Paced St. Augustine to a state title as a freshman in 2011 ... Coached by Jerome Williams at Findlay Prep and Mitchell Johnson at St. Augustine.

PERSONAL

Born Feb. 27, 1995 ... Parents are Tyra Johnson Brown and Craig Victor, Sr. ... Seven brothers and sisters: Coi Vincent, Darryan Washington, Errol Brown, Eli Brown, Jerwane Smith, Mya Brown, Sambrell Smith ... Major is sports administration ... Favorite food is crawfish pasta ... Decision to come to LSU included "being closer to home; family and food" ... Favorite professional basketball player is the Pelicans' Anthony Davis, which means his favorite team is the New Orleans Pelicans ... Favorite professional athlete outside of basketball is Julio Jones.




**0**

Brandon Sampson
G • 6-5 • 186 • Fr. • HS
Baton Rouge, Louisiana
Madison Prep

**2**

Antonio Blakeney
G • 6-4 • 190 • Fr. • HS
Sarasota, Florida
Oak Ridge HS

**3**

Elbert Robinson III
C • 7-1 • 290 • So. • 1L
Garland, Texas
Lakeview Centennial HS

**4**


Keith Hornsby
G • 6-4 • 210 • Sr. • 1L
Williamsburg, Virginia
Oak Hill Academy/UNC
Asheville

**5**

Josh Gray
G • 6-1 • 177 • Sr. • 1L
Lake Charles, Louisiana
Wheatley HS/Odessa CC

**10**


Henry Shortess
G • 5-9 • 157 • Jr. • 2L
Baton Rouge, Louisiana
University HS

**15**

Jalyn Patterson
G • 6-1 • 185 • So. • 1L
Atlanta, Georgia
Montverde Academy

**20**

Brian Bridgewater
F • 6-5 • 282 • Jr. • 1L
Baton Rouge, Louisiana
Scotlandville HS

**21**


Aaron Epps
F • 6-9 • 220 • So. • 1L
Ball, Louisiana
Tioga HS

**22**


Darcy Malone
C • 7-0 • 246 • Jr. • 2L
Canberra, Australia
ACT Academy of Sports

**25**

Ben Simmons
F • 6-10 • 240 • Fr. • HS
Melbourne, Australia
Montverde Academy

**32**

Craig Victor II
F • 6-9 • 235 • So • RS
New Orleans, Louisiana
Findlay Prep/Arizona

**45**

Brandon Eddlestone
F • 6-8 • 248 • Jr. • 2L
Slidell, Louisiana
Northshore HS

**55**

Tim Quarterman
G • 6-6 • 190 • Jr. • 2L
Savannah, Georgia
Johnson HS




Johnny Jones
Head Coach
Fourth Season
LSU, '85



David Patrick
Assistant Head Coach
Fourth Season
Louisiana-Lafayette, '12



Brendan Suhr
Associate Coach
First Season
Montclair State, '73



Al Pinkins
Assistant Coach
First Season
NC State, '98



Charlie Leonard
Director of Operations
Fourth Season
Christian Brothers, '75

Coaches of the SEC Era

COACHES



Harry Rabenhorst
1925-42; 45-57
29 Seasons
Record: 340-264



Dale Morey
1942-44
2 Seasons
Record: 28-19



Jess Fatherree
1944-45
1 Season
Record: 11-7



A.L. Swanson
1944-45
1 Season
Record: 4-2



Jay McCreary
1957-65
8 Seasons
Record: 82-115



Frank Truitt
1965-66
1 Season
Record: 6-20



Press Maravich
1966-72
6 Seasons
Record: 76-86



Dale Brown
1972-97
25 Seasons
Record: 448-301



John Brady
1997-2008
11 seasons
Record: 192-139



Butch Pierre
2007-08
1 season
Record: 5-5



Trent Johnson
2008-12
4 seasons
Record: 67-64



Johnny Jones
2012-Present
3 seasons
Record: 61-37



Dale Brown



Press Maravich



John Brady

All-Time Coaches Records

By Chronological Order

YEARS	COACH (ALMA MATER)	SEASONS	GAMES	W-L	PCT.
1908-09	E. R. Wingard (Susquehanna)	1	7	5-2	.714
1909-11	J. W. Mayhew (Brown)	2	15	11-4	.733
1911-13	F. M. Long (Oklahoma)	2	15	6-9	.400
1913-18; 19-20	Dr. C. C. Stroud (Tufts)	6	103	82-21	.796
1918-19	R. E. Edmonds (LSU)	1	1	1-0	1.000
1920-21	Branch Bocock (Georgetown)	1	23	19-4	.826
1921-23	Frank "Tad" Gormley (Loyola)	2	36	25-11	.694
1923-24	"Moon" Ducote (Auburn)	1	20	8-12	.400
1924-25	H. E. "Gob" Wilson (Michigan)	1	17	10-7	.588
1925-42; 46-57	Harry Rabenhorst (Wake Forest)	29	604	340-264	.563
1942-44	Dale Morey (LSU)	2	47	28-19	.596
1944-45	Jess Fatherree (LSU)	1	18	11-7	.611
1944-45	*A. L. Swanson (LSU)	1	6	4-2	.667
1957-65	Jay McCreary (Indiana)	8	197	82-115	.416
1965-66	Frank Truitt (Otterbein)	1	26	6-20	.231
1966-72	Press Maravich (Davis-Elkins)	6	162	76-86	.469
1972- 97	Dale Brown (Minot St.)	25	749	448-301	.598
1997- 98	John Brady (Belhaven)	11	331	192-139	.566
2007-08	*Butch Pierre (Mississippi State)	1	10	5-5	.500
2008-12	Trent Johnson (Boise State)	4	131	67-64	.511
2012-Present	Johnny Jones (LSU)	3	98	61-37	.622
1908-2014	21 coaches	107	2616	1487-1129	.568

* Fatherree left LSU to join the U. S. Army with five games plus the tournament remaining in the 1944-45 season. Swanson replaced him for the balance of the year. Butch Pierre replaced John Brady who was relieved of his coaching duties with 10 games remaining in the 2008 season.

By Wins

COACH	SEASONS	GAMES	W-L	PCT.
Dale Brown	25	749	448-301	.598
Harry Rabenhorst	29	604	340-264	.563
John Brady	11	331	192-139	.566
Dr. C. C. Stroud	6	103	82-21	.796
Jay McCreary	8	197	82-115	.416
Press Maravich	6	162	76-86	.469
Trent Johnson	4	131	67-64	.511
Johnny Jones	3	98	61-37	.622
Dale Morey	2	47	28-19	.595
Frank "Tad" Gormley	2	36	25-11	.694
Branch Bocock	1	23	19-4	.826
J. W. Mayhew	2	15	11-4	.733
Jess Fatherree	1	18	11-7	.611
H. E. "Gob" Wilson	1	17	10-7	.588
"Moon" Ducote	1	20	8-12	.400
F. M. Long	2	15	6-9	.400
Frank Truitt	1	26	6-20	.231
E. R. Wingard	1	7	5-2	.714
Butch Pierre	1	10	5-5	.500
A. L. Swanson	1	6	4-2	.667
R. E. Edmonds	1	1	1-0	1.000

All-Time Assistant Coaches

Don Chaney – 1950s

Don Kennard – 1958-61

Buddy Bonnette – 1961-62

Greg Bernbrock – 1964-72

Jay McCreary – 1965-72

Jeff Tribbett – 1971-72

Jack Schalow – 1972-74

Homer Drew – 1972-75

Clarence Christenson – 1972-75

Art Tollis – 1974-81

Bob Stinnett – 1975-77

Ron Abernathy – 1976-91

Rick Huckabay – 1978-83

Jordy Hultberg – 1980-83

Tex Winter – 1983-85

Gary Duhe – 1983-85

Bo Bahnsen – 1983-87

Johnny Jones – 1984-97

Craig Carse – 1987-94

Joe Johnson – 1987-88

Jim Childers – 1988-96

Bob Starkey – 1991-98

Ari Fisher – 1993-97

Bob Boyd – 1996-97

Ricky Blanton – 1996-97

Kermit Davis, Jr. – 1997-02

Butch Pierre – 1997-08

Scott Osborne – 1998-00

Donnie Tyndall – 1997-01

Mike Giorlando – 2001-04

Rickey Broussard – 2002-04

Larry Cordaro – 2002-04

Nikita Johnson – 2004-07

Scott Soprych – 2004-07

John Treloar – 2004-08

Chad Dollar – 2007-08

Jeff Clapacs – 2007-08

Keith Richard – 2008-10

Chris Bobel – 2008-10

Lynn Nance – 2010-11

Donny Guerinoni – 2008-12

Brent Scott – 2008-12

Nick Robinson – 2009-12

Robert Kirby – 2012-13

Korey McCray – 2013-14

Tom Kelsey – 2012-15

Eric Musselman – 2014-15

Brittany Carvalho – 2010-Present

Zach Kendrick - 2011-Present

Charlie Leonard – 2012-Present

David Patrick – 2012-Present

Brendan Suhr – 2015-Present

Al Pinkins – 2015-Present

* - Assistant Coaches Roster at LSU (including where available graduate assistants, administrative assistants/director of operations, video coordinators, executive assistant HC)



JOHNNY JONES

Head Coach • Fourth Season at LSU

After three seasons as the head coach at LSU, there is no doubt that Coach Johnny Jones has moved the needle forward in a positive way for LSU basketball.

His 61 wins in three seasons (19, 20, 22) are the most for any head coach at LSU in their first three seasons in the position. Not only that, of the present group of eight Southeastern Conference head coaches that have been on the job for three seasons or more, only one has more wins in their opening three campaigns than Jones.

In those three years, the Tigers also won 29 league games and that is also more SEC wins than any other LSU coach did in their first three years. Jones and his coaching staff took the Tigers to post-season play in each of the last two seasons. He is the only coach in LSU history to take a team to post-season play twice in their first three years as head coach.

In three years Coach Jones has changed the perception of LSU Basketball with not only the fans locally, but he has put the program in the spotlight again in the SEC and nationally, as well. LSU Basketball is proving not to be a one-year wonder but a program

that is consistently moving forward with each successful moment that is recorded.

For the second time in the last three seasons, LSU has brought in a recruiting class ranked in the top five. This year's class is a consensus No. 3 trio, which includes No. 1 ranked Ben Simmons, No. 15 Antonio Blakeney and No. 39 Brandon Sampson.

There is an excitement and a tenor about LSU Basketball that hasn't been seen in many years but it also comes because those in the know realize that this is the next step in program building with Jones as the chief architect.

For Jones, just the fifth LSU alum to hold the top position in the men's basketball program and the third to have played and served as head coach, his beliefs about reaching out to fans and giving them an exciting style of basketball to watch in the Pete Maravich Assembly Center has been a strong selling point to fans and recruits alike.

While national press and basketball pundits worry that the college game is struggling with scoring and pace of play, Jones' LSU teams have been among the leaders in possessions and has averaged

over 70 points in all three of Jones' seasons at LSU.

Jones, in his three seasons, has put teams on the floor that will play hard from start to finish and play a style of basketball that makes players want to showcase their talent in a team concept.

Eight times, including four last season, LSU has found itself down double digits only to come back and get a win:

1. Down 16 with 17 minutes to play against Seton Hall (Dec. 2012), the Tigers pressed for the first time as LSU rallied to win, 72-67.
2. Down 17 with 3 minutes to go in first half (down 14 at half), LSU rallied to win with a 9-2 run in the final 1:47 at Mississippi State (Feb. 2013), 69-68.
3. Down 10 to Alabama with 2:52 to play (Feb. 2013), the Tigers scored the last 10 points to force overtime, winning in three overtimes, 97-94.
4. Down 16 to Vanderbilt with 3:40 in the first half in Nashville (March 2014), LSU held Vandy to 19 second half points to win, 57-51.



Playing Days at LSU

The four-year letterman (1980-1984) played on the 1981 NCAA Final Four team as a freshman and was part of 82 victories during his career.

5. Down 12 to Texas Tech with 44 seconds to go in the first half (November 2014), LSU tied the game at 59 and won in overtime, 69-64.
6. Down 14 to No. 16 West Virginia with 18 minutes to play, LSU rallied to win in Morgantown (December 2014), 74-73.
7. Down 11 at UAB with 15 minutes played in the first half, LSU rallied to win in Birmingham (December 2014), 79-70.
8. Down 11 in first half against Ole Miss (February 2015), LSU rallies to win 73-63.

It didn't reach double digits, but one of the best comebacks may have been in overtime in January 2015 against Georgia. LSU trailed by 9 with 2:21 to play in overtime, but LSU rallied to tie the game and force a second overtime which LSU won, 87-84.

Those games and more proved the Tigers would play down to the wire.

For Jones, a job that he had been preparing for years to accept came on April 13, 2012, when he was asked to take the LSU job. He was returning home to a place he had spent many years playing and coaching. It was the dream job scenario and what he did after leaving LSU the first time that prepared him to make the return successful.

This will be Jones' 21st year as a part of LSU Athletics:

- *21 Years
- *4 seasons as a player (1980-84)
- *13 seasons as a member of Dale Brown's coaching staff (1984-97)
- *Entering 4th season as the head coach at LSU (2012-present)

In his opening statement after being hired, Jones brought back the "HIT" philosophy of LSU Basketball that Coach Brown used when Jones played and coached. The "HIT" philosophy stands for "Hard. Intelligent. Together." It's a philosophy LSU players learn very quickly. Throw in "Family"

and you have the mantra of LSU Basketball under Johnny Jones.

Since the day he returned to the Baton Rouge campus, Jones has gone out of his way to embrace all aspects of the community.

He has traveled throughout the state on the LSU Tiger Tour and has spoken to civic groups and youth organizations to help deliver the message of LSU Basketball. Included in his talking points in all stops was how much he wants people to embrace LSU Basketball. It's not only fans he wants to hear that message but high school coaches who are excited again to have LSU coaches visiting with them on a regular basis.

One of his project goals through an annual golf tournament was realized during the summer with the ribbon cutting for the first "Johnny Jones Courts For Kids" located at Expressway Park in Baton Rouge. Funds raised through the Courts for Kids golf tournament went toward the construction of the court.

The Courts for Kids program's mission is to refurbish courts in local communities around Louisiana. This particular court was formerly a tennis court that has been refurbished and made into one full basketball court and one half basketball court.

Coach Jones has a successful booster club that gathers before each game for food and scouting reports in the practice facility. Jones also hosts public luncheons each month during the season that draw big crowds to hear about the LSU program and guest speakers.

Through the first three seasons of Jones tenure, the Tigers have moved forward every year and posted the following numbers:

61 wins
2 post-season appearances
3 NBA Draft selections (1 first round)
7 All-SEC selections
8 LSU Graduates (including student assistant Ronald Dupree and every player that has reached senior eligibility on the squad)

In his first year at the helm, the Tigers won 19 games and became one of the league's toughest teams by winning 10-of-their-last-16 games against SEC competition while making a school record 234 three-pointers and posting five players scoring in double figures. It was a team that brought memories of Coach Dale Brown's first team in the 1970s that was known as "The Hustlers."

The second year saw the Tigers advance forward with 20 wins and the first post-



Coaching Days at LSU

For 13 years after his playing career ended, Jones was at Dale Brown's side as an Assistant Coach.

season appearance since 2009. LSU was named to the NIT field and went to San Francisco on short notice and walked away with a victory. Johnny O'Bryant III, who was selected in the NBA draft by Milwaukee and Jordan Mickey, who became the first player since Shaquille O'Neal to block 100 shots in a season at LSU, earned first-team All-SEC honors.

Another freshman, Jarell Martin, overcame an early season ankle injury to earn freshman SEC honors and was one of LSU's key players in the late-season run to post-season play.

This past season, the Tigers won on the road against a ranked team for the first time in 10 years, taking down No. 16 West Virginia on a late bucket after being down double digits in the second half. Under Coach Jones, LSU won 22 games overall, 11 in the SEC and received a bid to the NCAA Tournament. LSU, again, had two players on the All-SEC teams, Martin and Mickey (again blocking more than 100 shots). Both players were drafted in the 2015 NBA Draft after their sophomore season.

Now one of the nation's top recruiting classes joins veteran returnees who know how to win and how to advance to post-season play for the 2015-16 season.





Johnny Jones By Month

Month	Memphis	North Texas	LSU	Total
November	2-2	29-19	13-4	44-25
December	4-5	54-29	14-2	72-36
January	3-4	46-41	13-12	62-57
February	3-4	43-44	15-9	61-57
March	3-1	18-13	6-10	27-24
Totals	15-16	190-146	61-37	266-199



The Jones File

Year:	Fourth at LSU
Age:	54
Birth Date:	March 30, 1961
Hometown:	DeRidder, La.
High School:	DeRidder High
College:	LSU, BA, 1985
Wife:	Kelli
Children:	John, Jillian

College Coaching Experience

1984-85	Student Assistant, LSU
1985-87	Assistant Coach, LSU
1987-88	Administrative Assistant, LSU
1988-94	Assistant Coach, LSU
1994-97	Associate Coach, LSU
1997-99	Associate Coach, Memphis
1999-2000	Interim Head Coach, Memphis
2000-01	Assistant Coach, Alabama
2001-12	Head Coach, North Texas

April 13, 2012-Present Head Coach, LSU

Head Coaching Records

MEMPHIS

YEAR	OVERALL	C-USA	POSTSEASON
1999-2000	15-16	7-9	

NORTH TEXAS

YEAR	OVERALL	SUN BELT	POSTSEASON
2001-02	15-14	8-7	
2002-03	7-21	2-13	
2003-04	13-15	8-8	
2004-05	14-14	6-9	
2005-06	14-14	6-9	
2006-07	23-11	10-8	NCAA First Round
2007-08	20-11	10-8	
2008-09	20-12	11-7	
2009-10	24-9	13-5	NCAA First Round
2010-11	22-11	8-8	
2011-12	18-14	9-8	
Totals	190-146	91-90	2 NCAA Appearances

LSU

YEAR	OVERALL	SEC	POSTSEASON
2012-13	19-12	9-9	
2013-14	20-14	9-9	NIT Second Round
2014-15	22-11	11-7	NCAA Second Round
Totals	61-37	29-25	1 NIT, 1 NCAA Appearance

Overall **266-199** **127-124** 4 post season appearances

Jones' Head Coaching Roots

This is Jones' third career head coaching position as he served as the interim head coach at the University of Memphis during the 1999-2000 season and began his run as the head coach at the University of North Texas prior to the 2001-02 season.

The Mean Green advanced to four of the last six Sun Belt Conference Tournament championship games, which included each of the final three seasons Jones was there (2010, 2011, 2012).

North Texas averaged just five wins per season in the four years prior to his arrival. Under Jones, the Mean Green averaged 21 wins per year over his last six seasons which included a school record 24 wins in 2010 and a pair of SBC titles and NCAA Tournament trips.

Jones won more games than any other Sun Belt coach over his last six

years and he coached five-of-the-nine 20-win seasons in North Texas history at that point.

In 2010, Jones was named a finalist for the Ben Jobe Award, which is given annually to the nation's top minority coach. As head coach at Memphis and North Texas, he defeated five Final Four coaches - Lou Henson, Nolan Richardson, John Brady, Billy Tubbs and Tom Crean.

After three seasons at LSU, he has added to that number with wins over Final Four coaches Tubby Smith, John Calipari and Bob Huggins.

At LSU, as at North Texas, Jones has made his mark with an up-tempo style of play that gives his team the best shot to win. His last two seasons at North Texas that up-tempo style led to the Sun Belt's highest scoring offense and also the school had the highest-scoring player in the SBC in each of the last two seasons. The Mean Green ranked first or second

in the league in scoring in each of the last seven seasons Jones was in Denton. The Mean Green also led the nation in free throws made per game in 2009 and 2011.

LSU has averaged over 70 points for the first time in three straight seasons since 1994-96. In 2013, LSU's scoring average was one of six teams in the 14-team SEC to average over 70 and in 2014, LSU's average of 74.7 was fourth in the league, just 0.5 out of second. This past season, LSU averaged 73.7 points per game, finishing third in the league.

All three years have seen Jones' LSU teams average more than 71 possessions a game, including this past season's 72.9 possessions a game, ninth in the nation.

LSU's three-point percentage of 35.6 was tied for third in the SEC in 2013 when LSU made a school record 234 treys. In 2014, LSU was just shy of the mark, making 231 treys and a percentage of 34.4.

Jones' teams can also play defense with four of the top five shot blockers in North Texas history playing during his tenure. In 2012, the Mean Green ranked among the top 50 in field goal percentage defense, rebound margin and defensive 3-point field goal percentage.

At LSU, Jones has become known for a helter-skelter press that comes at various times and causes opponents to rush and turn the ball over. LSU was second in the SEC and 10th in the nation in steals in 2013, averaging 9.1 a game. LSU was third in the league at 7.7 steals per game in 2014 and 7.3 a game this past year.

LSU held opponents to below 32 percent from the three-point arc in two-of-his-three seasons at the helm as teams made just 31.5 percent in 2013 and 30.9 percent in 2015. Those two percentages are the lowest for opponents since the 2000 season.

In 2014, thanks to Jordan Mickey's 100-plus blocks, LSU tied for the highest block average in the league at 5.9 a game and was 15th in the country. After another 100-plus block year by Mickey in 2015, the Tigers averaged 6.2 blocks a game (second in the SEC and seventh in the nation).

LSU History

When Johnny Jones suited up for his first game as an LSU Tiger against Colgate in the Great Alaskan Shootout on Nov. 28, 1980, it would mark the



Jones with Shaquille O'Neal at Shaq's annual local golf tournament.



Johnny Jones vs. All Opponents

	UM	UNT	LSU	TOTALS
Alabama		0-1	3-2	3-3
Alabama A&M	1-0			1-0
Alabama-Birmingham	1-1	2-0	3-1	
Angelo State		2-0		2-0
Arizona State		0-1		0-1
Arkansas	1-0	0-2	3-1	4-3
Arkansas-Little Rock	7-11		7-11	
Arkansas State	0-1	12-9		12-10
Auburn		0-1	2-3	2-4
Baylor		1-2		1-2
Belhaven		1-0		1-0
Bethune-Cookman			1-0	1-0
Boise State		0-1	0-1	0-2
Butler			1-0	1-0
Cameron		4-0		4-0
Centenary		1-0		1-0
Chaminade	1-0			1-0
Charlotte	1-0	1-0		2-0
Charleston			1-0	1-0
Chattanooga		1-1	1-0	2-1
Cincinnati	0-1			0-1
Clemson			0-1	0-1
Colorado		0-1		0-1
Columbia		0-1		0-1
DePaul		0-2		0-2
Denver		14-8		14-8
Florida			2-3	2-3
Florida Atlantic		5-3		5-3
Florida International		10-3		10-3
Gardner-Webb			1-0	1-0
Georgetown	0-1			0-1
Georgia			2-3	2-3
Grambling State	1-0	2-0		3-0
Hardin-Simmons	2-0			2-0
Hartford		1-0		1-0
Henderson State	1-0			1-0
Houston	1-2	0-2		1-4
Houston Baptist		2-0	1-0	3-0
Indiana		0-2		0-2
Indiana State		2-0		2-0
Jackson State	1-0	4-0		5-0
Jarvis Christian		1-0		1-0
Kansas		0-1		0-1
Kansas State	0-1	0-2		0-3
Kentucky			1-4	1-4
La Sierra		1-0		1-0
Lamar		1-1		1-1
Lipscomb		1-1		1-1
Louisiana-Lafayette		12-12		12-12
Louisiana-Monroe	1-0	10-2	1-0	12-2
Louisville	0-1			0-1
Loyola Marymount		1-0		1-0
LSU		1-1		1-1
Marquette	1-0		0-1	1-1
Massachusetts			1-1	1-1
McNeese State			3-0	3-0
Memphis			0-1	0-1
Miami, FL	1-0			1-0
Middle Tennessee St.		6-8		6-8
Mississippi State		0-1	3-1	3-2
Mississippi Valley State			1-0	1-0
Missouri			2-2	2-2
NC State			0-1	0-1
Nebraska		0-1		0-1
New Mexico State		6-4		6-4
New Orleans		8-12	1-0	9-12
Nicholls State		2-0		2-0
Northwestern Okla. St.		1-0		1-0
Northwestern State			2-0	2-0
Oklahoma Panhandle St.		1-0		1-0
Oklahoma State		1-3		1-3
Old Dominion			0-1	0-1
Ole Miss	0-1		2-2	2-3
Rhode Island			1-0	1-0
Rice		3-0		3-0
SMU		0-2	0-1	0-3
Saint Joseph's			1-0	1-0



Saint Louis	0-1		0-1	
Sam Houston State		3-1	1-0	4-1
San Francisco			1-0	1-0
Savannah State			1-0	1-0
Seton Hall			1-0	1-0
South Alabama		7-9		7-9
South Carolina			3-1	3-1
Southeast Missouri St.		1-1		1-1
Southeastern La.		1-0	1-0	2-0
Southern		2-1		2-1
Southern California	0-1			0-1
Southern Miss		0-2	1-0	1-2
Southwest Missouri St.		2-0		2-0
St. Bonaventure		0-1		0-1
St. Edward's		2-0		2-0
St. Gregory's		1-0		1-0
Stephen F. Austin		2-0		2-0
TCU		1-3		1-3
Tennessee	0-1		1-3	1-4
Tennessee-Martin		1-0		1-0
Tennessee Tech		1-1	1-0	2-1
Texas		0-3		0-3
Texas-Pan American		4-0		4-0
Texas A&M		0-2	2-2	2-4
Texas A&M-Commerce		1-0		1-0
Texas A&M-International		1-0		1-0
Texas A&M-Kingsville		1-0		1-0
Texas Southern		2-0		2-0
Texas State		3-0		3-0
Texas Tech		1-1	2-0	3-1
Troy		8-3		8-3
Tulane		1-1		1-1
Tulsa		2-0		2-0
UC Irvine			1-0	1-0
UC Santa Barbara			1-0	1-0
UNC Wilmington		1-1		1-1
University of South Florida	3-0			3-0
UT-Arlington		2-4		2-4
UT-Permian Basin		2-0		2-0
Univ. of the Southwest		1-0		1-0
Vanderbilt			4-0	4-0
Weber State		1-0	1-0	2-0
Western Kentucky		5-12		5-12
Western New Mexico		1-0		1-0
West Virginia			1-0	1-0
Winthrop		1-0		1-0



first of 121 games that he would play for LSU. Then the player would turn assistant coach and be on the bench with Coach Brown for another 407 contests.

He will coach his 100th game in November in this successful run as the LSU Head Coach.

Before going to LSU, he attracted the attention of Coach Brown and other top coaches after a stellar prep career at DeRidder High in southwest Louisiana where he led his team to a combined 83-26 record. He was named the state MVP in Class 4A and to several prep All-American teams his senior season, averaging 28.3 points, nine rebounds and five assists.

As a player at LSU, besides playing on the 1981 NCAA Final Four team, Jones started 54 career games. Nicknamed "The Bullet" he led the team in assists (124) as a junior and was ranked among the top five in the SEC that year. Even to this date, he remains ranked 13th in career assists with 271 and is just one of 30 players in the history of the program to have dished out 200 assists or more.

His 136 career steals is tied for 14th all-time on a list of 24 Tigers that have recorded 100 career steals.

After finishing his eligibility in 1984, he was asked by Coach Brown to join the staff as a student assistant before moving into a full-

time role on the staff after earning his degree and graduating one year later in 1985. Jones served as assistant coach in 1986 and 1987 and administrative assistant in 1988 before returning to the assistant coach position beginning with the 1988-89 season.

Prior to the 1994-95 season, Jones was promoted to Associate Coach of the Tigers. Jones is the only person in LSU history to both play (1981) and coach (1986, assistant) in an NCAA Final Four.

As an assistant coach, Jones was part of teams that went to an NCAA Final Four (1986), an Elite Eight (1987) as well as nine consecutive NCAA Tournaments. He helped coach two of the squads to SEC regular season titles in 1985 and 1991.

In all, Jones played in two NCAA Tournaments and has served as assistant or head coach in 10 additional NCAA Tournament seasons at LSU.

It was during his tenure at LSU that Jones earned his stripes as a top recruiter, something that continues to be his passion as head coach as he brings in the best players available that can help move the program forward. Among those he helped lure to LSU in his assistant days were NBA superstar and College Player of the Year, Shaquille O'Neal. He also was involved in the recruiting of two-time

All-American Chris Jackson (now Mahmoud Abdul-Rauf) and former national high school All-American Randy Livingston. The class that included Livingston and Ronnie Henderson was part of a recruiting class that was ranked at the top of the charts by recruiting services.

After Coach Brown's retirement following the 1996-97 season, Jones moved to another set of Tigers in Memphis to serve as Associate Head Coach in 1998 and 1999. In his first year in Memphis, Jones also helped accumulate a JUCO recruiting class that was ranked No. 1 nationally and was the cornerstone of an overall class that was ranked seventh.

Jones was named the interim head coach at Memphis just prior to the 1999-2000 season and then spent a year as an assistant coach in the SEC with Alabama (2001). He was named the head coach at North Texas on April 16, 2001, where he stayed until the LSU job became his in April 2012.

Johnny Jones and his wife, Kelli, have two children, John and Jillian. John has shown his basketball ability as part of two state championship teams in 2014 and 2015 at University Lab in Baton Rouge. Jillian is also involved in sports at U-High, playing on the school volleyball team.



David Patrick

Assistant Head Coach • Fourth Season at LSU

David Patrick, who helped the LSU Tigers and Head Coach Johnny Jones bring in the second top five recruiting class in the last three years, will enter his fourth season on the staff. This will be his second year as Assistant Head Coach.

The 39-year-old Patrick has shown his ability at in-game and practice situations and has played a major part in helping LSU acquire nationally-ranked talent to come to LSU, including composite ranked No. 5 (2013) and No. 3 (2015).

The class includes national prep award winner and No. 1 recruit Ben Simmons, No. 15 Antonio Blakeney and No. 39 Brandon Sampson.

Ben Simmons, like Patrick, is a native of Australia and Simmons' father, Dave, and Coach Patrick played together in the National Basketball League of Australia. Ben Simmons has played high school basketball his last three years in the states at Montverde Academy in Florida.

Patrick came to LSU in 2012 after a stint as a personnel scout with the Houston Rockets of the NBA. Patrick on the collegiate level had served for four years on the staff at Saint Mary's and one year at Nicholls State in Thibodaux.

Patrick played a major role in helping LSU acquire All-SEC players Jarell Martin and Jordan Mickey. That pair was drafted in the 2015 NBA Draft with Martin the No. 25 pick by the Memphis Grizzlies and Mickey the No. 33 pick by the Boston Celtics. He has also helped with Coach Jones in attracting such players as Keith Hornsby, Josh Gray, Jalyn Patterson and Aaron Epps.

Patrick, who was born in Bermuda and grew up in Melbourne, Australia, is also using his lengthy international background to find future players for the Tigers.

He has worked with Jones through three seasons as the Tigers won 61 games as

The Patrick File

Years at LSU: Fourth

Birth Date: Feb. 21, 1976

Age: 39

Hometown: Melbourne, Australia

Wife: Cassie

Child: Bailee, Madison

College Coaching Experience

2005-06: Assistant Coach, Nicholls State

2006-07: Director of Operations, Saint Mary's

2007-10: Assistant Coach, Saint Mary's

2012-14: Assistant Coach, LSU

July 2014-Present: Assistant Head Coach, LSU



Jones became the first coach to have winning seasons at LSU in the opening three campaigns. He is also part of the first coaching staff at LSU to take a team to post-season play in two of its first three seasons on the job.

At LSU, Patrick is involved in both game and practice coaching responsibilities and is involved in opponents scouting preparations for various games during the season.

Patrick decided to come to the United States in 1994 after a stint playing with the Australian Junior National Team. He settled in Baton Rouge and played his senior year of high school basketball at Chapel Trafton, where he led Trafton to the state quarterfinals and was chosen as the Louisiana Player of the Year.

He was elected the district's MVP, named a First Team All-Parish selection and selected to participate in the Louisiana State High School All-Star Game. He was also a member of the junior national teams in Australia and named an All-Australian player from 1992-94.

He joined his Trafton High School coach, J. P. Piper, and entered the college coaching ranks after Piper was named Nicholls State head coach in the 2005-06 season.

After high school, Patrick spent one season at Syracuse University where he was a member of the 1996 NCAA Final Four team that finished as the national runnerup. He then transferred to UL-Lafayette where he played for three seasons.

Following his collegiate playing days, Patrick went back to Australia where he played for the Canberra Cannons of the National Basketball League from 1999-01, being named Rookie of the Year in 2000. He

then joined the Chester Jets of England's British Basketball League (2001-03) where he earned second team all-league honors. He concluded his professional career in the Spanish Professional League, playing for Castellion from 2003-05.

Patrick worked his first season with the Gaels as Director of Operations, before becoming a full-time assistant coach for three seasons on the Saint Mary's team.

The Gaels went to the NCAA Tournament in both 2008 and 2010 (losing in the round of 16). The team won a school-record 28 games in 2009 and 2010.

Patrick is married to the former Cassie Frank of Oberlin, Louisiana and they have two daughters, Bailee (9) and Madison (5).





Brendan Suhr

Associate Coach • First Year at LSU

A wealth of basketball knowledge and experience joined the LSU staff in August with the announcement by Coach Johnny Jones that Brendan Suhr would be Associate Coach for the 2015-16 LSU men's basketball season.

Suhr brings to LSU two NBA championships earned as an assistant coach and comes to Baton Rouge after serving as a part of the University of Central Florida basketball staff since 2010 where he has served as both an assistant coach and the Director of Program Development for the Knights.

Suhr is also the founder and president of the speaking and consulting firm Off the Court, Inc., a business that features his skills as a keynote speaker, executive coach, author, and consultant for the last 25 years. The Gallup Organization has certified him as a "Master Strengths Coach", one of only five people in the world that share this distinction.

One of the most respected figures in basketball with more than 25 years as a coach and executive in the National Basketball Association, Suhr won a pair of NBA titles as an assistant in Detroit when the Pistons claimed back-to-back championships in 1989 and 1990 under head coach Chuck Daly.

The Suhr File

Name: Brendan Suhr
 Birthdate: April 28, 1951
 Hometown: Fair Lawn, New Jersey
 Education: Montclair State ('73); Fairfield ('79, master's)
 Wife: Brenda
 Children: BK, Christina

College Coaching Experience

1973-74: Assistant Coach, Detroit
 1974-79: Assistant Coach, Fairfield
 2010-12: Director of Program Development, UCF
 2012-13: Assistant Coach, UCF
 2013-15: Director of Program Development, UCF
July 2015-Present: Associate Coach, LSU

Professional Coaching Experience

1979-88: Assistant Coach, Assistant GM, Atlanta Hawks
 1988-92: Assistant Coach, Detroit Pistons
 1992-94: Assistant Coach, New Jersey Nets
 1995-97: Head Coach, Grand Rapids Hoops (CBA)
 1997: Assistant Coach, Toronto Raptors
 1997-99: Assistant Coach, Orlando Magic
 2000-01: Assistant Coach, Detroit Pistons
 2004-07: Assistant Coach, New York Knicks



While at UCF, Suhr helped the Knights record three 20-win seasons and earn two trips to postseason tournaments.

Before joining the UCF staff and in addition to starting Off the Court, Inc., Suhr worked with Kevin Eastman to create and manage Coaching U, a leadership, learning and coaching development group. Additionally, he authored the book "Chuck Daly Coaching U."

He was also the head scout for the gold-medal United States "Dream Team" at the 1992 Barcelona Olympic Games and the assistant coach for two NBA All-Star Games (1988, 1990).

During his time in the NBA, Suhr assisted Naismith Basketball Hall of Fame coaches Chuck Daly, Hubie Brown and Lenny Wilkens. He also coached Hall of Famers Adrian Dantley, Joe Dumars (a Louisiana Sports Hall of Fame member), Dennis Rodman, Isiah Thomas and Dominique Wilkens. Suhr coached in more than 2,500 NBA games, beginning in 1979 with a nine-year stint with the Atlanta Hawks. He assisted in Detroit from 1988-92, the New Jersey Nets for two seasons (1992-94), the Toronto Raptors (1997) and the Orlando Magic (1997-99).

Suhr served as VP/Director of Player Personnel for Detroit in 1999-2000 and then

was an assistant coach the following season. His final NBA stop was from 2004-07 as Assistant Coach/Director of Player Personnel for the New York Knicks.

For nine seasons, he served as the Vice President of the NBA Coaches Association.

Suhr also has experience in the Continental Basketball Association, serving as president, general manager and head coach of the Grand Rapids Hoops from 1995-97. He also co-owned the franchise for three years. Suhr, who was recognized as the CBA's Coach of the Year in 1995-96, worked as the league's executive vice president of basketball operations and industry relations.

Suhr began his coaching career in college as an assistant at the University of Detroit before moving to Fairfield University. He spent five seasons at Fairfield and earned his master's degree in education administration in 1979. Suhr played at Montclair State, where he received his undergraduate degree in 1973.

Suhr, a native of Fair Lawn, New Jersey, and his wife, Brenda, have two children, BK and Christina, an LSU graduate and now Doctor of Veterinary Medicine in Denver.



Al Pinkins

Assistant Coach • First Season

Al Pinkins, whose coaching experience has already helped two SEC teams, joins the LSU staff for the 2015-16 season.

The native of Camilla, Georgia, joined the LSU staff in April 2015 after serving for three seasons at Ole Miss and the 2014-15 season at Tennessee. Prior to that, he was an assistant coach from 2003-11 at Middle Tennessee State University.

Pinkins was instrumental in helping the Rebels' run to the 2013 SEC Tournament Championship and subsequent NCAA Tournament appearance.

Developing front court personnel is certainly one of the things he has come to be known for in the SEC and he will be involved in all aspects of the LSU program including scouting opponents, recruiting and on-court coaching.

While at Ole Miss, Pinkins coached the program's all-time leading rebounder, Murphy Holloway, and all-time leading shot blocker, Reginald Buckner. Holloway was an All-SEC first-team selection in 2013 and Buckner earned All-Defensive Team recognition that same year, as Ole Miss tied a school record with 27 wins.

In Pinkins' first season with the Rebels in 2011-12, he helped lead Ole Miss to 20 wins and a NIT bid. His work with the post players saw Terrance Henry earn All-SEC status for the first time in his career.

Last year at Tennessee, Pinkins worked with a young and undersized Vol team as they posted a positive rebounding margin, ranking second in the SEC in rebounding defense and fourth in offensive rebounds.

At Middle Tennessee, Pinkins was intimately involved in all aspects of the Blue Raiders program, particularly recruiting throughout the South and developing MTSU's frontcourt personnel. The 2010 MTSU

The Pinkins File

Years at LSU: First
 Birthdate: Dec. 8, 1972
 Hometown: Camilla, Georgia
 College: NC State, 1998
 Wife: Kara
 Children: Patton, Pryce, Penn

College Coaching Experience

2003-11: Asst. Coach, Middle Tennessee State
 2011-14: Recruiting Coordinator, Assistant Coach, Ole Miss
 2014-15: Recruiting Coordinator, Assistant Coach, Tennessee
April 2015-Present: Assistant Coach, LSU



team advanced to post-season play in the Collegeinsider.com event.

Pinkins had success as a player as well. He was a standout prep performer at Mitchell-Baker High School in Camilla. He helped lead his team to back-to-back state championships in basketball during the 1989-90 and 1990-91 seasons, and he also quarterbacked the MBHS football team to the 1990 Georgia state championship.

Pinkins began his collegiate playing career at Chipola Junior College in Florida in 1993-95, averaging 17.5 points and eight rebounds per game during his two-year career. He then moved on to NC State, where, despite battling injuries, he averaged 9.5 points and seven rebounds. His 1997 Wolfpack team advanced to the second round of the NIT.

After college, Pinkins played professionally, starting with Team Baleno in Zaragoza, Spain, in 1998. He averaged 22 points and nine rebounds over the course of the season.

Pinkins also played for the Raleigh (N.C.) Cougars in the USBL in 1998, and for Minot (N.D.) in the International Basketball Association, where he earned Most Valuable Player honors. Following his IBA stint, Pinkins played overseas for the Qatar Basketball Association (29 points per game,

11 rebounds) and the Chinese Basketball Association (in Shenyang, 11 ppg, 8 rpg).

Pinkins received his bachelor's degree in Sociology from NC State in 1998. He and his wife, Kara, have three sons - Patton, Pryce and Penn.





Charlie Leonard

Director of Operations • Fourth Year at LSU

It's a partnership that is now well into its second decade at three different schools and Coach Charlie Leonard is helping Head Coach Johnny Jones continue the success they had in their previous partnerships at Memphis and North Texas.

After three seasons as assistant coach, Leonard moves into the Director of Operations position where many of his PR and management skills from outside the game will be used to help the LSU Basketball program with his vast knowledge of the game both on and off the floor.


In his three seasons on the floor coaching, he was part of an LSU staff that helped Coach Jones win 61 games, the most by any head coach in his first three seasons at LSU and the only one to take an LSU team to post-season play in two of the first three years.

It is Leonard's varied and successful background that has made him an important part of the staff at LSU. That background comes in play both on and off the floor and his longtime coaching experience is a benefit to help the LSU basketball program.

Leonard is in his 16th total season with Jones at LSU (4), North Texas (11, 2001-12) and Memphis (1, 1999-2000).

As Director of Operations, Leonard will aid Coach Jones in administrative areas such as travel and scheduling and he has already shown his abilities by putting together and directing the highly successful and, in many sessions, record-breaking numbers of Coach Jones' summer basketball camps. He also assists in some of the public relations aspects for the LSU basketball program as well as other duties assigned by the head coach.

Leonard's experience in coaching basketball dates back to 1975 when he started a career that began at Memphis (Tenn.) Prep School and includes a 12-year tenure at Christian Brothers High School. Later, he served for seven seasons heading the program at Christian Brothers University in Memphis.



Leonard had winning seasons in six consecutive years and had 20 or more wins three times during his 1990-97 tenure at Christian Brothers University. He was a two-time NAIA District 24 Coach of the Year and is the school's third winningest coach with 127 victories. His best team was in 1993-94 when Christian Brothers posted a 24-8 record that earned him Coach of the Year honors in the Tennessee Collegiate Athletic Conference.

Leonard's 1994-95 CBU team topped the nation in all classifications in free throw shooting percentage.

With LSU winning 20 games a season ago, Leonard has been involved with college teams that have won 20 or more games nine times.

He also served as assistant athletic director at CBU where he gained valuable experience in the administrative side of

running an athletic program, including working in promotions, fund-raising and with the compliance rules as set down by the NCAA. For his coaching and playing career at Christian Brothers University, he was elected to the CBU Athletic Hall of Fame in 2015.

At Christian Brothers High School, his team won a state championship in 1987 and sent more than 20 of his players on to play college basketball. He also was named the District Coach of the Year four times.

After leaving CBU, Leonard took his skills and opened and served as president of his own consulting firm in Memphis.

There is no doubt he has continued to succeed at every level of the game and he is continuing to help LSU and Coach Jones succeed in a big way.

The Leonard File

Years at LSU: Fourth

Age: 62

Hometown: Memphis, Tennessee

College: Christian Brothers, 1975

College Coaching Experience

1990-97: Head Coach, Christian Brothers University

1999-2000: Assistant Coach, Memphis

2001-12: Assistant Coach, North Texas

2012-15: Assistant Coach, LSU

2015- Present : Director of Operations, LSU



Ronald Dupree

Director of Student-Athlete Development * Second Season

Former LSU basketball star and 11-year pro Ronald Dupree joins the LSU men's basketball staff full-time after a year as student assistant coach in the new off-floor position of Director of Student-Athlete Development.

Dupree returned to LSU at the conclusion of his playing career in the fall of 2014 and joined the Tiger staff at the invitation of Coach Jones, and he earned his degree in electrical engineering in May 2015. Dupree was following in the footsteps of the head coach who finished his degree in his first year on the bench after his eligibility ended before getting a fulltime position.

Dupree played at LSU from 1999-2003 under then LSU Coach John Brady. The

Tigers went to the NCAA Sweet 16 and won the conference championship in 2000, his freshman season. He was on teams that advanced to the second round of the NIT in 2002 and to the NCAA Tournament in 2003. He was the leading scorer in the league in 2001 at 17.3 points per game and second in rebounding at 8.8 boards per game.

He presently remains ninth in career scoring with 1,726 points (13.4 ppg average for 129 games) and ninth in career rebounding with 907 (7.0 rpg). He was an All-SEC selection each of his last three years at LSU.

Dupree, now 34, recorded six years of experience in the NBA with Chicago, Minnesota and three different stints with

the Detroit Pistons. His high water marks were 47 games played in 2003-04 with Chicago and 2004-05 with Detroit. He had 14 post-season appearances with the Pistons in 2005 when they won the Eastern Conference championships. Dupree's last NBA appearance came with Toronto during the 2010-11 season.

Dupree concluded his pro career in 2014 with the Hapoel Jerusalem team of the Israeli Basketball Super League.



Zach Kendrick

Video Coordinator * Fifth Season

Zach Kendrick has proven to be a valuable commodity ever since he joined the LSU basketball program.

He is in his fourth season with Coach Johnny Jones at LSU and his fifth year in a full-time position on the LSU Basketball staff as Video Coordinator.

Kendrick previously served as a Student Manager for the LSU Basketball program beginning with the 2006-07 season under Coach John Brady. His campaign as a student manager was highlighted by the 2008-09 SEC Championship season as the Tigers won 27 games and made a trip to the second round of the NCAA Tournament.

After receiving his Bachelor of Science

in sport administration, he was named as the team's Graduate Assistant under Coach Trent Johnson. One season later, he was promoted to a full-time position as Video Coordinator for the Tigers. Among his duties were to coordinate the team's film exchange program, prepare scouting reports for upcoming opponents, and create video breakdowns of the Tigers' games and practices.

Among his other duties, Kendrick was in charge of hiring and training the student manager staff at LSU. He also helped coordinate and maintain the recruiting database, carry out the day-to-day operations of the program and assist

with the planning and administration of the summer basketball camps at LSU.

The 29-year-old Kendrick continues many of the same roles in his present position, but is primarily involved with coordinating opponent film and scouting reports to formulate game plans designed to prepare LSU for future opponents, as well as breaking down film for self-scouts to ensure team improvement and player development.

Prior to LSU, Kendrick, a native of Jena, Louisiana was a three-year basketball letterman at Jena High School, earning All-District honors in both his junior and senior seasons.



Shawn Eddy

Head Basketball Trainer • 11th Season • 20th Year at LSU

Shawn Eddy enters his 11th season as the head athletic trainer for the LSU men's basketball program in which he provides comprehensive medical care for the players.

Prior to joining the basketball program, he served 10 years as the head baseball athletic trainer at Alex Box Stadium for the LSU Baseball Tigers.

This is Eddy's 20th season at LSU, arriving in July 1996 from Vanderbilt where he worked

as a graduate assistant athletic trainer for two years. He was promoted to senior associate athletic trainer in 2005 and also oversees athletic training activities for the women's soccer program.

He also supervised the Dr. Martin J. Broussard Center for Athletic Training, LSU's state-of-the-art training facility attached to Tiger Stadium that serves all sports.

Eddy, 44, earned a bachelor's degree in

exercise physiology in 1994 from the West Virginia University School of Medicine. He also earned a Master's degree from Vanderbilt in health promotion and education. He is a member of the National Athletic Trainers Association and Collegiate Athletic Trainers Society.



Rick Lefebvre

Basketball Strength & Conditioning Coordinator • Fourth Season

Rick Lefebvre enters his fourth season at LSU as the basketball strength and conditioning coordinator for the Tigers.

Lefebvre has been involved with major schools and athletes for years in his career and came to LSU from the Michael Johnson Performance Center in McKinney, Texas. There, he served as the head strength and conditioning coach for the FC Dallas of Major League Soccer and designed implemented performance training for the 2012 NFL combine class. He also assisted in the performance training for NFL, Major League Baseball, English Premier League and Olympic Athletes.

He has also served as the Head Strength and Conditioning Coach for the University of

Wisconsin-Green Bay where he designed and implemented programs for all UWGB teams.

The strength coach has also worked with Coach Johnny Jones previously when he was at North Texas from 2006 to March 2011 as Assistant Speed, Strength and Conditioning Coach where he worked with both the men's and women's basketball teams and designed and implemented programs for several other sports. He also assisted with the design and implementation of the football training program.

Prior to coming to North Texas, Lefebvre served as assistant director of speed, strength and conditioning at the University of Texas-El Paso.

Lefebvre received his Bachelor of Science in

health promotion and wellness at the University of Wisconsin-Stevens Point in December 2003.

Lefebvre and his wife, Liset, have two daughters, Madelynn, and Savannah Joy.





Brittany Carvalhido

Administrative Assistant • Eighth Season

Brittany Carvalhido enters her sixth season as part of the men's basketball staff, serving as administrative assistant for head coach Johnny Jones. She is in her eighth season at LSU, having served two seasons as Director of Operations for the LSU women's basketball team.

The former college basketball player is entering her 10th season of working for and with a Division I basketball staff.

Carvalhido completed her playing career at Oklahoma State in 2005, where she was a two-year letterwinner. In her senior season, she was team co-captain and an Academic Big 12 selection.

Before arriving at Oklahoma State, Carvalhido played two seasons at Hutchinson (Kansas) Community College and helped her teams win 47 games. She was a two-time All-Region selection and completed her career there as the school's career leader for 3-point field goals with 203 and eighth all-time leading scorer (779 points). She was an All-Jayhawk Conference first team performer as a freshman.

Carvalhido started her coaching career at Tulsa immediately after graduating from Oklahoma State in 2005 where she served as the video coordinator on the women's basketball coaching staff from 2005-07. From Tulsa, she moved on to Rice where she served as the director of basketball operations during the 2007-08 season.

Carvalhido was hired as the director of basketball operations on the LSU women's coaching staff in the spring of 2008 where she served in that position until joining the LSU men's basketball staff, serving two years as Executive Assistant to Head Coach Trent Johnson

and now in her present role as Administrative Assistant.

Carvalhido is a native of Osbourne, Kan., where she was a four-year all-state athlete in basketball, tennis and track. She received her bachelor's degree in education from Oklahoma State in 2005 and an associate's degree in arts from Hutchinson Community college in 2003.

She is married to Joe Carvalhido, Vice-President of Operations and Services of the Tiger Athletic Foundation. They have two children: Dane (4) and Ian (1).



Managers and Video Support

(L-R) Tommy Kuluz (student manager); Russ Brown (student manager); Steven Kushner (student manager); Jasper Cicero (student media assistant); Hays Myers (student manager); Dillon McGowan (student manager).



Student Trainers
(L-R) Kate Wynne;
Courtney Burress



KK McGehee
Student Secretary



LSU Tiger Tip-Off Club

The LSU Basketball program is taking membership applications for the 2015-16 Tiger Tip-Off Club. Prior to each game, members of the club gather in the men's practice gym for pregame Hors D'oeuvres and to hear a scouting report on the opponent from a member of the coaching staff. These pregame social gatherings on game nights have become one of the most popular reasons for joining the club.

Contributions to the Tiger Tip-Off Club are considered in the calculation of priority points by the Tiger Athletic Foundation. All contributions generated through membership will be utilized to enhance student-athlete program initiatives and are not tax deductible.

For more information contact by email at tigertipoffclub@gmail.com or call 225-578-8217.



The "L" Club

The LSU National L Club is an organization formed to support former varsity athletes, athletic trainers, equipment managers, and cheerleaders. It provides the opportunity for letter winners to maintain relationships across different sports, generations, and geographical locations, and allows them to remain actively involved in Tiger Athletics.

LSU invites all former members of the basketball family who have not joined in to reconnect with the LSU National L Club. The L Club supports the Athletic Department, acts as a liaison between former athletes and the Athletic Department, and encourages lifelong participation with LSU Athletics for all varsity letter winners by promoting the proud tradition of being a varsity letter winner.

For more information on the L Club contact Kristen Cain at the LSU Athletics Administration Building, Baton Rouge, La. 70803 or by calling 225-578-7147. Her email is khobbs2@lsu.edu.



2014-15 Season Review



Coach Johnny Jones calls it a journey.

The third journey for LSU basketball for Jones as head coach resulted in more improvements, more wins and another post-season tournament experience.

The Tigers won 22 games and 11 in the Southeastern Conference, tying for third place. The team also saw the name "LSU" come up on the NCAA Tournament bracket on that faithful Sunday for the first time since 2009.

It was another year of stellar moments, honors and accolades for the Tigers who continue to play an up-tempo style that people enjoy watching. The Tigers ranked ninth in the nation in possessions per game and for the third straight year averaged more than 70 points per game.

It is a program that has allowed players to shine on a national stage as part of the ultra-competitive Southeastern Conference.

Here are some of the players that shined and highlights of the 2014-15 season:

Jarell Martin

Martin had a solid season that earned him first-team All-SEC honors as he led the Tigers in scoring at 16.9 points per game and second in rebounding at 9.2 rebounds per game. In the 18 Southeastern Conference games, he posted consistent numbers of 16.0 points and 9.0 rebounds per game. He was also in the top five in the league in field goal percentage at 50.9 percent and a team best 140 free throws.

Martin had 15 double doubles, including double figure scoring as he finished the season on a strong run of eight games. He was third in the league in both scoring and rebounds. He posted his career high of 28 in a nationally-televised game at the Maravich Center against Florida that included a flying between-the-legs dunk off a steal.

He also had 16 rebounds twice during the season and had 10 games of 20 or more points this past year.

Jordan Mickey

For the second straight year, Mickey showcased his blocking talents rejecting more than 100 shots for the second straight year, upping his 106 freshman total to 113 for his sophomore season. That 113 came despite

missing two games with injury and being hampered late in the season.

Mickey is the only LSU player other than Shaquille O'Neal to block 100 shots in a season. Mickey averaged 3.64 blocks a game, first in individual blocks in NCAA basketball.

For the season, he averaged 15.4 points and 9.9 rebounds and 15.8 points per contest and 9.6 rebounds in the 18-league games. He shot 50.4 percent from the field (191-of-379).

Mickey had 16 double doubles for the season and 25 for his career and was just two rebounds from averaging a double double for the season.

The sophomore joined Martin on the All-SEC first team and was named to the All-Defensive team for the second straight year.

M&M Together in Stats On College Court; Now in NBA

Besides the near equal number of double doubles, the M & M tandem of Mickey and Martin became the first players to have 300 rebounds in a year since Glen Davis in the 2006-07 season. Mickey's 9.9 rebound average was the highest rebound average since Davis averaged 10.4 in 2006-07.

Martin's 558 points was the sixth most since the 2004-05 season scored by a Tiger and his 16.9 average has only been topped five times since that year.

Now the two have moved on after their sophomore seasons and both were drafted in the 2015 National Basketball Association draft. Martin was taken with the 25th pick of the first round by the Memphis Grizzlies and Mickey was taken early in the second round by the Boston Celtics.

Keith Hornsby

Hornsby will easily go down as one of the top transfers to come to LSU as he played a pivotal role for the Tigers, including hitting a three-pointer at the buzzer against nationally-ranked Arkansas in Fayetteville that gave LSU an 84-81 win and a berth in the NCAA Tournament.

Hornsby averaged 13.4 points a game,

third on the team, and made 72 treys (39.3 percent from the arc). He was tough and tenacious on defense and diving for loose balls took little thought.

Tim Quarterman

It wasn't hard to figure that it was justified to say that the sophomore was one of the most improved players not only on the team, but in the league.

Quarterman averaged 11.5 points per game, 5.2 rebounds, but more importantly he had 133 assists in his 33 games (4.03 average). He had big play after big play during the season and singlehandedly helped LSU come out of impossible holes in overtime against Texas Tech and double overtime against Georgia.

Quarterman also had the first LSU it March 1992, when he posted 18 points-10 rebounds-10 assists versus Ole Miss (Feb. 28, 2015).

Overtime Guys

LSU played in five overtime games in 2014-15 and that set a school mark for the most overtime games in one year at LSU. The Tigers were 3-2 in overtime games and two of the wins proved to be epic ones that were unexpected to those watching the game.

Against Texas Tech in November 2014, the Tigers were down 12 at the half and not making up much ground in the second half. However, in the last five minutes of the game, LSU was able to use its press to force turnovers, including a pivotal one on an inbounds play and the Tigers were able to get the overtime win, 69-64.

Even more impressive was a double-overtime win against Georgia in the second SEC game. LSU lost an eight-point lead in the final seven minutes and the game went to overtime on a tip-in right before the buzzer. Then Georgia came up with a strong start in the overtime and built a nine-point lead with 2:21 to go, but Tim Quarterman led a comeback to tie the game and go on to win, 87-84, in double overtime.



Tim Quarterman



Jordan Mickey



Jarell Martin

Close Ones

In 11 SEC games, the Tigers were in battles in which the final margin, win or lose, was no more than seven points.

It started at the beginning with back-to-back overtime games in 48 hours as LSU lost at Missouri on Jan. 8 (67-74), before winning at home against **Georgia (87-84, 20T)**.

The other nail-biting wins:

At Ole Miss (W, 75-71) - LSU lost a lead as Ole Miss scored 12 straight to take its only lead of the second half with 13:49 to play. Tigers regained control and won another road game.

At Vanderbilt (W-OT, 79-75) - LSU rallied from an 8-point deficit with 17:25 to go to force overtime. LSU was down 69-66 with 3:05 to play, but LSU scored the final three points of regulation to force overtime.

vs. South Carolina (W, 64-58) - LSU trailed 40-34 with 15:20 to go. Carolina was up four, 56-52, with 4:34 to play. From there, LSU finished the game, 12-2, taking the lead for good, 59-58, with 1:09 to play.

At Arkansas (W, 81-78) - LSU led on the road for most than 32 minutes and scored the last six points on two three-pointers, including Keith Hornsby's corner trey at the buzzer for the win.

Honors, Milestones

Coach Johnny Jones - 61 wins, most by any LSU Head Coach in their first three years at LSU ... 29 SEC wins, most by any LSU Head Coach in their first three years at LSU ... Two post-season tournaments, only LSU Head Coach to take a team to two post-season events in their first three seasons.

Jordan Mickey - First in the SEC and first in NCAA in blocked shot average (3.65); First in the SEC and second in the NCAA in total blocks (113). First-Team All-SEC; SEC All-Defensive Team for second-straight year; All-District NABC Team, 2015; All-District USBWA Team, 2015.

Jarell Martin - First team All-SEC and third in the league in scoring and rebounds.

Henry Shortess - Shortess was named in September as one of the Society of Rucks Fellow inductees at the LSU E.J. Ourso School of Business, one of 10 senior business majors to be so honored. He is a two-time member of the SEC Academic Honor Roll.

2014-15 Category Leaders

Points

Jarell Martin	16.9
Jordan Mickey	15.4
Keith Hornsby	13.4
Tim Quarterman	11.5
Josh Gray	7.1

Scoring Average

Jarell Martin	16.9
Jordan Mickey	15.4
Keith Hornsby	13.4
Tim Quarterman	11.5
Josh Gray	7.1

FG Percentage

John Odo	57.1 (8-14)
Brian Bridgewater	53.8 (28-52)
Jarell Martin	50.9 (202-397)
Jordan Mickey	50.4 (191-379)
Tim Quarterman	42.7 (125-293)

FGs Made

Jarell Martin	202
Jordan Mickey	191
Keith Hornsby	156
Tim Quarterman	125
Josh Gray	86

3PT FG Percentage

Keith Hornsby	39.3 (72-183)
Jalyn Patterson	37.3 (44-118)
Tim Quarterman	31.3 (40-128)
Jarell Martin	26.9 (14-52)
Josh Gray	26.4 (14-53)

3PT FGs Made

Keith Hornsby	72
Jalyn Patterson	44
Tim Quarterman	40
Jarell Martin	14
Josh Gray	14

FT Percentage

Jalyn Patterson	84.2 (16-19)
Keith Hornsby	78.4 (58-74)
Tim Quarterman	71.8 (89-124)
Jarell Martin	69.0 (140-203)
John Odo	66.7 (4-6)

FTs Made

Jarell Martin	140
Jordan Mickey	95
Tim Quarterman	89
Keith Hornsby	58
Josh Gray	35

Rebound Average

Jordan Mickey	9.9
Jarell Martin	9.2
Tim Quarterman	5.2
Keith Hornsby	4.2
Jalyn Patterson	2.4

Rebounds

Jordan Mickey	308
Jarell Martin	305
Tim Quarterman	173
Keith Hornsby	138
Jalyn Patterson	75

Assists

Tim Quarterman	133
Josh Gray	118
Keith Hornsby	69
Jalyn Patterson	68
Jarell Martin	59

Steals

Tim Quarterman	47
Jarell Martin	38
Keith Hornsby	37
Jalyn Patterson	37
Josh Gray	31

Blocks

Jordan Mickey	113
Jarell Martin	23
Tim Quarterman	19
Keith Hornsby	16
Darcy Malone	13

Minutes

Keith Hornsby	1172
Jarell Martin	1159
Tim Quarterman	1108
Jordan Mickey	1081
Josh Gray	770

2014-15 Box Scores

Game 1 - LSU 93, Gardner-Webb 82

11/15/14 - at Baton Rouge (Maravich Center)

Gardner-Webb	F6-A	3FG-A	FT-A	REB	PF	PTS	A	TO	BLK	STL	MIN
HILL, Jermon F	12:17	0-1	1-1	5	2	25	4	1	0	2	37
NELSON, Tyrell C	8:14	0-1	0-2	5	3	16	1	1	0	1	28
STRANGE, Tyler G	6:13	2-7	0-0	3	4	14	7	4	0	3	32
DAVIS, Jarvis G	3:9	3-8	2-2	4	1	11	1	0	0	3	26
BURBAGE, Adonis	0:5	0-4	0-0	2	1	0	1	3	0	0	26
MCCBRIDE, Harold	2:8	1-5	0-0	1	5	1	0	0	0	1	22
POSTON, Dylan	3:8	3-7	0-0	3	2	9	2	1	0	2	20
HENSLEY, Corey	1:1	0-0	0-0	2	1	2	0	0	0	0	9
Team				4							
TOTALS	35-75	9-33	9-5	28	15	82	17	10	0	12	200

F6% 1st half:	19-36	52.8%	2nd half:	16-39	41.0%	GM:	46.7%	DB
3FG% 1st half:	2-10	20.0%	2nd half:	7-23	30.4%	GM:	27.3%	REB
FT% 1st half:	3-3	100.0%	2nd half:	0-2	0.0%	GM:	60.0%	1

LSU	F6-A	3FG-A	FT-A	REB	PF	PTS	A	TO	BLK	STL	MIN
MARTIN, Jarell F	8:16	1-7	4-4	11	1	21	5	0	2	3	38
MICKEY, Jordan F	9:11	0-0	3-3	6	0	21	6	2	0	3	33
ROBINSON III E. C	0:2	0-0	0-0	5	2	0	1	1	0	0	14
HORNBSY, Keith G	7:14	3-7	0-0	7	0	17	4	1	0	2	26
GRAY, Josh G	7:11	2-2	2-3	6	1	18	3	4	0	1	32
PATTERSON, Jalyn	2:6	1-4	0-0	5	1	5	0	1	0	0	14
BRIDGEWATER, B.	1:2	0-0	0-0	0	2	1	1	0	0	0	6
EPPS, Aaron	1:4	0-1	0-0	4	2	2	1	2	3	1	18
ODO, John	0:0	0-0	0-0	0	0	0	0	0	0	0	1
QUARTERMAN, T.	1:3	1-2	4-4	0	1	7	2	1	0	1	18
Team				3							
TOTALS	36-69	8-23	13-14	47	8	93	19	18	3	7	200

F6% 1st half:	17-35	48.6%	2nd half:	19-34	55.9%	GM:	52.2%	DB
3FG% 1st half:	5-16	31.3%	2nd half:	3-7	42.9%	GM:	34.8%	REB
FT% 1st half:	3-3	100.0%	2nd half:	10-11	90.9%	GM:	92.9%	0

Gardner-Webb 43 39 -- 82
42 51 -- 93
Officials: Doug Shows, Rusty Phillips, Jeff Smith
Attendance: 6,745

Game 2 - LSU 69, Texas Tech 64 (OT)

11/18/14 - at Baton Rouge (Maravich Center)

Texas Tech	F6-A	3FG-A	FT-A	REB	PF	PTS	A	TO	BLK	STL	MIN
SMITH, Zach F	5:9	0-2	3-5	7	5	13	2	1	1	1	28
ODIASE, Norene F	5:7	0-0	3-5	7	3	13	1	3	2	0	29
ONWUASOR, R. G	1:8	0-1	2-2	6	5	4	1	4	0	1	27
GRAY, Justin G	1:7	0-2	5-6	2	1	7	2	1	2	2	29
TURNER, Robert G	4:12	1-4	1-2	8	1	10	2	3	0	0	32
WILLIAMS, D.	1:3	0-0	2-2	4	1	4	0	1	0	0	18
MANDERSON, Isaiah	1:4	0-0	3-4	4	1	5	0	1	0	0	16
EVANS, Keenan	1:2	1-1	0-0	3	1	3	0	0	0	0	12
GOTCHER, Toddrick	2:6	1-2	0-2	3	2	5	1	1	0	0	17
FOSTER, Alex	0:1	0-0	0-0	1	0	0	1	0	0	0	9
LAMMERT, Clark	0:0	0-0	0-0	0	0	0	0	1	0	0	8
Team				2							
TOTALS	21-59	3-12	19-28	46	21	64	9	17	6	4	225

F6% 1st half:	14-29	48.3%	2nd half:	6-25	24.0%	GM:	35.6%	DB
3FG% 1st half:	3-7	42.9%	2nd half:	0-5	0.0%	GM:	25.0%	REB
FT% 1st half:	3-8	62.5%	2nd half:	11-16	68.8%	GM:	67.5%	3

LSU	F6-A	3FG-A	FT-A	REB	PF	PTS	A	TO	BLK	STL	MIN
MARTIN, Jarell F	7:18	0-1	3-4	12	3	17	3	1	0	2	41
MICKEY, Jordan F	9:17	0-2	0-0	14	2	18	1	4	3	2	43
ROBINSON III E. C	1:1	0-0	0-0	1	2	2	0	0	0	0	8
HORNBSY, Keith G	4:11	2-6	2-4	5	4	12	1	1	0	0	38
GRAY, Josh G	3:10	0-2	8-11	4	3	14	4	3	0	1	41
PATTERSON, Jalyn	0:4	0-2	0-0	2	1	0	1	0	0	2	11
BRIDGEWATER, B.	0:1	0-0	0-0	1	1	0	0	1	0	0	4
EPPS, Aaron	0:4	0-3	0-0	1	1	0	0	1	0	0	9
QUARTERMAN, Tim	2:5	0-3	2-4	6	4	6	4	3	2	1	30
Team				1							
TOTALS	26-71	2-19	15-23	47	21	69	14	13	6	8	200

F6% 1st half:	10-35	28.6%	2nd half:	14-31	45.2%	GM:	36.6%	DB
3FG% 1st half:	0-9	0.0%	2nd half:	2-9	22.2%	GM:	10.5%	REB
FT% 1st half:	4-5	80.0%	2nd half:	5-6	83.3%	GM:	65.2%	4

Texas Tech 36 23 5-- 64
LSU 24 35 10-- 69
Officials: Pat Adams, Mark Whitehead, Rick Hartzell
Attendance: 6,745

Game 3 - Old Dominion 70, LSU 61

11/21/14 - at St. Thomas, U.S. Virgin Islands (UVI Sports & Fitness Center)

LSU	F6-A	3FG-A	FT-A	REB	PF	PTS	A	TO	BLK	STL	MIN
MARTIN, Jarell F	4:10	0-3	9-12	11	3	17	1	2	0	1	34
MICKEY, Jordan F	2:5	0-0	1-2	6	4	5	2	3	4	0	32
ROBINSON III E. C	1:2	0-0	0-0	1	2	2	1	2	0	0	5
HORNBSY, Keith G	4:10	3-6	4-5	5	5	15	0	2	0	1	39
GRAY, Josh G	3:8	0-1	2-4	1	3	8	4	4	0	3	32
PATTERSON, Jalyn	0:0	0-0	0-0	2	0	0	0	2	0	0	8
BRIDGEWATER, B.	2:5	0-0	0-2	3	2	4	1	0	0	0	5
MALONE, Darcy	1:1	0-0	0-0	0	2	0	0	0	0	0	5
EDDLESTONE, B.	0:1	0-0	0-0	0	0	0	0	0	0	0	4
QUARTERMAN, Tim	3:9	2-6	0-0	6	3	8	2	1	0	0	36
Team				5							
TOTALS	20-51	5-16	16-25	40	22	61	11	16	4	5	200

F6% 1st half:	12-27	44.4%	2nd half:	8-24	33.3%	GM:	39.2%	DB
3FG% 1st half:	2-7	28.6%	2nd half:	3-9	33.3%	GM:	31.3%	REB
FT% 1st half:	4-7	57.1%	2nd half:	12-18	66.7%	GM:	64.0%	5, 1

OLD DOMINION

F6-A	3FG-A	FT-A	REB	PF	PTS	A	TO	BLK	STL	MIN	
ROSS, Richard F	5:9	0-0	0-3	4	2	10	3	2	0	1	34
ARLEDGE, Jonathan F	3:9	0-2	1-5	12	4	7	1	2	0	1	19
BAKER, Jordan G	0:1	0-0	0-0	1	0	0	0	1	0	0	11
BACOTE, Aaron G	1:4	1-3	0-0	5	3	3	1	1	0	0	25
FREEMAN, Trey G	9:18	2-2	5-7	2	0	25	3	1	1	2	30
PALMORE, Keenan	4:7	0-0	1-2	3	3	9	2	0	0	0	26
TAYLOR, Deszell	0:3	0-0	0-0	4	3	0	0	0	0	0	13
MOSLEY, Ambrose	2:6	2-5	2-4	0	2	8	0	1	0	1	28
BIBERAJ, Nik	2:4	2-2	2-2	4	4	8	1	0	1	0	14

Team	TOTALS	F6-A	3FG-A	FT-A	REB	PF	PTS	A	TO	BLK	STL	MIN
LSU	30	31	--	61								
Old Dominion	33	37	--	70								

Officials: William Covington, Tony Henderson, Gary Pucino
Attendance: 1,910

Game 4 - LSU 72, Weber State 58

11/22/14 - at St. Thomas, U.S. Virgin Islands (UVI Sports & Fitness Center)

LSU	F6-A	3FG-A	FT-A	REB	PF	PTS	A	TO	BLK	STL	MIN
MARTIN, Jarell F	5:12	0-2	1-1	4	4	11	2	1	0	1	32
MICKEY, Jordan F	13:24	1-1	0-1	14	3	27	2	4	2	2	38
ROBINSON III E. C	0:1	0-0	0-0	0	0	0	1	0	0	0	4
HORNBSY, Keith G	7:13	2-5	2-2	4	2	18	4	2	0	3	38
GRAY, Josh G	2:6	0-0	0-0	2	1	4	4	3	0	1	33
PATTERSON, Jalyn	0:0	0-0	0-0	0	3	0	2	0	0	1	10
BRIDGEWATER, B.	2:4	0-0	0-0	0	1	4	0	0	0	0	7
EPPS, Aaron	0:0	0-0	0-0	0	0	0	0	0	0	0	3
MALONE, Darcy	0:0	0-0	0-0	1	0	0	0	1	0	0	2
ODO, John	0:0	0-0	0-0	0	0	0	0	0	0	0	2
QUARTERMAN, Tim	3:5	0-0	2-2	4	0	8	2	1	0	0	31
Team				5							

Game 7 -- LSU 82, Massachusetts 60

12/2/14 -- at Baton Rouge, La. (Maravich Center)

Massachusetts	FG-A	3FG-A	FT-A	REB	PF	PTS	A	TO	BLK	STL	MIN
ESHQ, Maxie F	5-11	1-1	3-4	7	4	14	1	2	0	1	30
BERGE, Seth F	0-0	0-0	0-0	0	3	0	0	2	2	1	14
LALANNE, Cady C	6-15	0-2	4-7	12	1	16	0	1	1	0	30
GORDON, Derrick G	5-9	0-1	0-0	3	1	10	1	3	0	4	29
DAVIS, Trey G	5-15	1-4	0-0	3	2	11	1	3	0	2	27
CLARK, Donte	0-4	0-2	5-6	0	2	5	0	2	0	1	17
HINDS, Jabarie	1-3	0-1	0-0	1	2	2	0	4	0	1	13
BERGANTINO, Tyler	1-1	0-0	0-2	0	2	0	0	0	0	0	10
COLEMAN, Zach	0-2	0-1	0-0	1	1	0	0	1	0	0	6
DYSON, Demetrius	0-1	0-1	0-0	2	0	0	1	0	0	0	5
ANDERSON, C. J.	0-0	0-0	0-0	0	1	0	0	0	0	2	19
Team				3							
TOTALS	23-61	2-13	12-19	32	17	60	6	18	3	12	200

FG% 1st half:	13-29	44.8%	2nd half:	10-32	31.3%	GM:	37.7%	DB
3FG% 1st half:	2-7	28.6%	2nd half:	0-6	0.0%	GM:	15.4%	REB
FT% 1st half:	4-5	80.0%	2nd half:	8-14	57.1%	GM:	63.2%	4

LSU	FG-A	3FG-A	FT-A	REB	PF	PTS	A	TO	BLK	STL	MIN
MARTIN, Jarell F	5-8	0-2	2-2	5	3	12	1	1	1	3	34
MICKEY, Jordan F	7-12	0-0	2-3	10	3	16	2	5	5	1	31
ODO, John F	2-4	0-0	1-2	2	5	5	0	0	3	0	22
HORNBSBY, Keith G	4-11	0-3	1-1	6	1	9	4	3	1	1	33
GRAY, Josh G	11-15	3-4	0-1	4	1	25	5	7	0	3	35
ROBINSON III, Elbert	0-0	0-0	0-0	1	1	0	0	0	0	0	2
SHORTLESS, Henry	0-0	0-0	0-0	0	0	0	0	0	0	0	1
PATTERSON, Jalyn	0-1	0-0	0-0	0	0	0	0	0	0	0	7
BRIDGEWATER, B.	0-0	0-0	0-0	0	0	0	0	0	0	0	2
MALONE, Darcy	0-0	0-0	0-0	1	0	0	0	0	0	0	2
QUARTERMAN, T.	6-14	2-4	1-2	6	2	15	3	3	0	3	31
Team				6							
TOTALS	35-65	5-13	7-11	41	16	82	15	19	10	11	200

FG% 1st half:	19-36	52.8%	2nd half:	16-29	55.5%	GM:	53.8%	DB
3FG% 1st half:	3-8	37.5%	2nd half:	2-5	33.3%	GM:	38.5%	REB
FT% 1st half:	3-4	75.0%	2nd half:	4-7	57.1%	GM:	63.6%	2

UMass	32	28	-	60
LSU	44	38	-	82

Officials: Mike Nance, Anthony Jordan, Lamar Simpson
Attendance: 6,962

Game 8 -- LSU 74, #16 West Virginia 73

12/4/14 -- at Morgantown, W.Va. (WVU Coliseum)

LSU	FG-A	3FG-A	FT-A	REB	PF	PTS	A	TO	BLK	STL	MIN
MARTIN, Jarell F	5-13	0-2	8-11	14	5	18	3	7	1	1	39
MICKEY, Jordan F	2-4	0-1	0-0	6	3	4	0	2	1	1	22
ODO, John F	1-2	0-0	2-2	1	1	4	0	0	1	0	17
HORNBSBY, Keith G	5-10	3-3	2-2	5	0	15	2	2	0	1	37
GRAY, Josh G	3-7	1-1	0-0	4	2	7	7	8	0	3	32
ROBINSON III, Elbert	0-0	0-0	0-0	1	0	0	0	1	1	1	4
PATTERSON, Jalyn	2-6	1-4	0-0	3	2	5	3	0	0	0	18
BRIDGEWATER, B.	0-0	0-0	0-0	0	2	0	0	1	0	0	1
QUARTERMAN, Tim	8-14	3-4	2-3	7	4	21	0	3	2	2	30
Team				4							
TOTALS	26-56	8-15	14-18	44	20	74	15	24	6	9	200

FG% 1st half:	12-28	42.9%	2nd half:	14-28	50.0%	GM:	46.4%	DB
3FG% 1st half:	4-8	50.0%	2nd half:	4-7	57.1%	GM:	53.3%	REB
FT% 1st half:	10-12	83.3%	2nd half:	4-6	66.7%	GM:	77.8%	3

WEST VIRGINIA	FG-A	3FG-A	FT-A	REB	PF	PTS	A	TO	BLK	STL	MIN
HOLTON, Jonathan F	2-10	0-4	0-1	11	3	4	4	3	1	1	4
MILES, JR., Dexter F	5-8	2-4	1-4	3	3	13	0	0	1	1	25
WILLIAMS, Devin F	3-8	0-0	2-4	3	2	8	1	1	0	1	18
ADRIAN, Nathan F	1-1	1-1	0-0	0	3	3	0	4	0	2	8
STANIS, Juwan G	6-19	0-0	5-6	0	0	17	4	2	0	4	36
PAIGE, Jaysean	2-5	2-3	0-0	6	0	6	1	0	0	2	13
CARTER, Jevon	0-3	0-3	0-0	0	0	0	0	0	1	0	12

PHILLIP, Terik	2-2	0-0	8-8	5	2	12	0	2	0	2	18
BROWNE, Gary	0-2	0-1	4-4	1	0	4	2	0	0	2	12
WATKINS, Brandon	1-3	0-0	0-0	1	0	2	0	0	2	1	8
WILLIAMS, BillyDee	1-1	0-1	0-0	1	2	0	0	0	0	0	5
MACDON, Elijah	1-5	0-0	2-5	1	1	4	0	2	2	0	13
Team				3							
TOTALS	23-67	5-17	22-32	35	16	73	11	12	6	19	200

FG% 1st half:	12-35	34.3%	2nd half:	11-32	34.4%	GM:	34.3%	DB
3FG% 1st half:	4-13	30.8%	2nd half:	1-4	25.0%	GM:	29.4%	REB
FT% 1st half:	15-19	78.9%	2nd half:	7-13	53.8%	GM:	68.8%	5, 1

LSU	38	36	-	74
West Virginia	43	30	-	73

Officials: Joe DeRosa, Kipp Kissinger, Roger Ayers
Attendance: 10,802

Game 9 -- LSU 76, Sam Houston State 67

12/13/14 -- at Baton Rouge, La. (Maravich Center)

SAM HOUSTON	FG-A	3FG-A	FT-A	REB	PF	PTS	A	TO	BLK	STL	MIN
HOLYFIELD, M. C	5-10	0-0	0-0	14	1	10	0	2	4	0	24
PETERS, Jabari G	5-12	4-7	1-2	3	3	15	1	5	0	1	29
GATLIN, DeMarcus G	2-8	0-1	0-0	3	5	4	0	0	0	1	18
RANSOM, Kaheem G	3-13	1-7	3-4	2	2	10	4	0	1	2	27
BAXTER, Paul	4-10	2-3	1-3	1	3	11	0	3	0	1	30
MCKINNEY, M.	1-1	0-0	1-2	3	1	3	0	0	0	0	8
HENDERSON, D.	1-5	1-2	2-2	6	1	5	0	0	0	0	27
WILLIAMS, Jamal	1-4	0-1	0-0	1	0	2	2	0	0	0	9
BURWELL, Marcus	0-1	0-0	0-0	3	4	0	0	0	0	0	11
Majauskas, Aurimas	3-9	0-2	1-2	9	2	7	1	0	0	0	17
Team				5							
TOTALS	25-73	8-23	9-15	50	22	67	8	10	4	4	200

FG% 1st half:	12-36	33.3%	2nd half:	13-37	35.1%	GM:	34.2%	DB
3FG% 1st half:	3-9	33.3%	2nd half:	5-14	35.7%	GM:	34.8%	REB
FT% 1st half:	4-7	57.1%	2nd half:	5-8	62.5%	GM:	60.0%	3

LSU	FG-A	3FG-A	FT-A	REB	PF	PTS	A	TO	BLK	STL	MIN
MARTIN, Jarell F	3-9	2-2	6-10	9	1	14	3	1	3	0	37
MICKEY, Jordan F	9-21	0-1	3-5	15	0	21	1	2	4	1	38
ODO, John F	1-2	0-0	0-0	2	0	2	0	1	0	0	9
HORNBSBY, Keith G	6-12	3-6	1-2	3	1	16	2	0	1	1	36
GRAY, Josh G	2-5	0-1	0-0	0	1	4	3	1	0	0	16
PATTERSON, Jalyn	1-2	0-0	2-2	5	1	4	3	1	0	1	24
BRIDGEWATER, B.	2-4	0-0	0-0	1	5	4	0	1	0	0	8
QUARTERMAN, T.	2-6	0-3	7-7	5	1	11	4	1	0	1	32
Team				2							
TOTALS	26-61	5-13	19-26	42	10	76	16	7	9	4	200

FG% 1st half:	13-32	40.6%	2nd half:	13-29	44.8%	GM:	42.6%	DB
3FG% 1st half:	1-7	14.3%	2nd half:	4-6	66.7%	GM:	38.5%	REB
FT% 1st half:	7-9	77.8%	2nd half:	12-17	70.6%	GM:	73.1%	1

Sam Houston	31	36	-	67
LSU	34	42	-	76

Officials: James Barker, Lamar Simpson, Valadimir Voyard-Tadal
Attendance: 7,295

Game 10 -- LSU 79, UAB 70

12/18/14 -- at Birmingham, Ala. (Bartow Coliseum)

LSU	FG-A	3FG-A	FT-A	REB	PF	PTS	A	TO	BLK	STL	MIN
MARTIN, Jarell F	10-15	2-2	3-3	6	3	25	0	2	0	1	31
MICKEY, Jordan F	4-12	0-0	5-7	8	4	13	1	2	7	0	37
ODO, John F	0-0	0-0	0-0	1	0	0	0	0	0	0	5
HORNBSBY, Keith G	8-15	2-4	6-6	5	1	24	2	2	0	1	39

2014-15 Box Scores

Charleston 15 32 -- 47
LSU 35 36 -- 71

Officials: Antonio Petty, Sean Casey, Jeffrey Clark
Attendance: 7,808

Game 12 -- LSU 87, Southern Miss 67

12/29/14 -- at Baton Rouge, La. (Maravich Center)

SOUTHERN MISS		FG-A	3FG-A	FT-A	REB	PF	PTS	A	TO	BLK	STL	MIN
EGSON, Jeremiah F	0-3	0-0	3-8	6	2	3	0	0	0	0	0	24
BINGAYA, Matt G	5-10	0-2	3-5	4	3	13	2	3	0	0	1	30
HAYES, Bryan G	4-8	2-2	1-1	2	1	11	0	2	0	0	0	15
SUREZ, Racham G	0-7	0-5	0-0	3	2	0	4	3	0	1	29	
ARMELIN, Chip G	10-16	6-8	2-6	6	0	28	0	4	0	2	32	
BLEVING, Keijin	2-4	1-3	2-2	2	2	7	0	0	0	0	0	26
HOLLAND, Kevin	1-3	0-2	0-0	0	0	2	1	1	0	0	0	16
CHAPMAN, Jamie	1-2	0-1	1-2	2	2	3	2	0	0	2	15	
O'DONNELL, Michael	0-4	0-2	0-0	0	2	0	0	2	1	1	14	
Team				3								
TOTALS	29-57	9-25	12-20	28	14	67	9	15	1	7	200	

FG% 1st half: 19-31 41.9% 2nd half: 10-26 38.5% GM: 40.4% DB
3FG% 1st half: 6-19 31.6% 2nd half: 3-13 23.1% GM: 36.0% REB
FT% 1st half: 1-2 50.0% 2nd half: 11-19 57.9% GM: 60.0% 6

LSU		FG-A	3FG-A	FT-A	REB	PF	PTS	A	TO	BLK	STL	MIN
MARTIN, Jarell F	10-15	1-2	3-7	9	1	24	4	2	0	0	0	32
MICKEY, Jordan F	5-13	0-0	4-4	10	2	14	2	5	6	1	30	
ODO, John F	0-1	0-0	0-0	1	0	0	0	0	0	0	0	2
HORNBSY, Keith G	4-10	2-5	0-0	1	2	10	2	2	0	2	28	
GRAY, Josh G	2-9	0-4	2-2	1	6	4	1	0	2	2	27	
ROBINSON III, Elbert	0-0	0-0	0-0	1	2	0	0	1	0	2	6	
PATTERSON, Jalyn	4-6	2-3	0-0	4	0	10	2	1	0	2	22	
BRIDGEWATER, B.	2-2	0-0	0-0	0	2	4	0	0	0	0	9	
EPPS, Aaron	2-4	1-2	0-0	1	2	5	1	0	0	0	8	
MALONE, Darcy	1-1	0-0	0-0	0	0	2	1	0	1	0	3	
QUARTERMAN, Tim	5-10	0-3	2-3	14	3	12	6	1	0	2	33	
Team				4								
TOTALS	35-71	6-19	11-16	46	15	87	22	13	7	11	200	

FG% 1st half: 19-38 47.4% 2nd half: 17-33 51.5% GM: 49.3% DB
3FG% 1st half: 3-9 33.3% 2nd half: 3-10 30.0% GM: 31.6% REB
FT% 1st half: 10-15 66.7% 2nd half: 1-1 100.0% GM: 68.8% 3

Southern Miss 33 34 -- 67
LSU 40 38 -- 87
Officials: Joe Lindsay, Mike Nance, Ted Valentine
Attendance: 9,089

Game 13 -- LSU 75, Savannah State 59

1/3/15 -- at Baton Rouge, La. (Maravich Center)

SAVANNAH STATE		FG-A	3FG-A	FT-A	REB	PF	PTS	A	TO	BLK	STL	MIN
MUHAMMAD, S. F	5-7	0-0	0-2	5	2	10	0	3	0	2	27	
NORMAN, Jamal G	3-8	0-2	0-0	0	2	6	3	1	0	2	25	
PINKETT, Khaalen G	1-5	0-0	2-2	2	4	4	1	0	3	30		
BRYANT, Demarcus G	2-6	1-4	0-0	3	2	5	0	3	1	1	24	
HALL, Terel G	7-13	0-0	1-2	3	1	15	3	0	2	34		
FENNER, Alante	5-9	1-1	4-8	4	1	15	2	0	0	1	27	
CARTER, Whitley	0-0	0-0	0-0	0	0	0	1	0	0	4		
FRANCIS, Treyton	1-4	0-0	0-0	1	0	2	1	0	0	15		
PEARSON, Brian	1-2	0-0	0-0	2	2	0	2	0	1	14		
Team				3								
TOTALS	25-54	2-7	7-14	23	10	59	9	18	1	12	200	

FG% 1st half: 9-24 37.5% 2nd half: 16-30 53.3% GM: 46.3% DB
3FG% 1st half: 1-4 25.0% 2nd half: 1-3 33.3% GM: 28.6% REB
FT% 1st half: 6-8 75.0% 2nd half: 1-6 16.7% GM: 50.0% 2,1

LSU		FG-A	3FG-A	FT-A	REB	PF	PTS	A	TO	BLK	STL	MIN
MARTIN, Jarell F	10-15	1-1	5-5	8	1	26	3	4	0	2	35	
MICKEY, Jordan F	11-13	0-0	2-3	14	1	24	3	4	6	2	32	
EPPS, Aaron F	1-3	0-0	0-0	2	0	2	1	0	1	0	9	
HORNBSY, Keith G	0-4	0-1	0-0	2	3	0	1	0	1	1	18	
GRAY, Josh G	1-4	0-0	0-0	3	2	8	5	0	1	29		
PATTERSON, Jalyn	1-3	0-2	0-0	2	1	2	4	0	0	2	25	
BRIDGEWATER, B.	3-6	0-0	0-0	3	1	6	1	0	1	14		
ODO, John	0-0	0-0	0-0	2	1	0	1	0	0	4		
QUARTERMAN, Tim	6-12	1-5	0-0	2	2	13	4	3	1	3	34	
Team				0								
TOTALS	33-60	2-9	7-8	38	13	75	25	18	9	12	200	

FG% 1st half: 14-30 46.7% 2nd half: 19-30 63.3% GM: 55.0% DB
3FG% 1st half: 0-3 0.0% 2nd half: 2-6 33.3% GM: 22.2% REB
FT% 1st half: 3-4 75.0% 2nd half: 4-4 100.0% GM: 87.5% 0

Savannah State 25 34 -- 59
LSU 31 44 -- 75
Officials: Anthony Jordan, Patrick Evans, Vladimir Vovard-Todal
Attendance: 7,647

Game 14 -- Missouri 74, LSU 67 (OT)

1/8/15 -- at Columbia, Missouri (Mizzou Arena)

LSU		FG-A	3FG-A	FT-A	REB	PF	PTS	A	TO	BLK	STL	MIN
MARTIN, Jarell F	3-10	0-1	3-7	7	5	9	2	2	2	2	35	
MICKEY, Jordan F	4-13	0-0	1-6	17	3	9	1	6	3	1	35	
ODO, John F	0-0	0-0	0-0	2	1	0	0	0	1	0	9	
HORNBSY, Keith G	6-15	3-8	2-2	8	2	17	3	1	0	3	43	
GRAY, Josh G	1-5	0-2	0-0	1	2	2	3	4	0	2	23	
ROBINSON, Elbert	0-0	0-0	0-0	0	0	0	1	0	0	6		
PATTERSON, Jalyn	5-8	1-5	0-0	0	0	11	1	0	0	1	25	
BRIDGEWATER, B.	0-0	0-0	0-0	0	3	0	0	1	0	0	10	
EPPS, Aaron	0-0	0-0	0-0	1	0	0	1	0	0	1		
QUARTERMAN, Tim	5-14	2-6	7-8	6	2	19	2	3	0	2	38	
Team				6								
TOTALS	24-66	6-22	13-23	50	18	67	12	19	6	11	225	

FG% 1st half: 11-27 40.7% 2nd half: 13-31 41.9% GM: 36.4% DB
3FG% 1st half: 3-9 33.3% 2nd half: 3-8 37.5% GM: 27.3% REB
FT% 1st half: 5-8 62.5% 2nd half: 6-10 60.0% GM: 56.5% 6

MISSOURI		FG-A	3FG-A	FT-A	REB	PF	PTS	A	TO	BLK	STL	MIN
WILLIAMS III, J. F	8-17	0-1	5-8	10	4	21	0	2	1	0	36	
GANT, Jakeenan F	2-3	0-0	0-0	2	1	4	0	1	0	0	14	

WRIGHT, Nemon G	3-9	3-4	0-0	5	2	9	2	2	0	1	33	
SHAMBERGER, K G	2-6	2-6	4-5	5	3	10	4	1	0	1	37	
CLARK, Wes G	4-12	3-8	2-2	5	3	13	3	1	0	3	34	
ISABELL, Traminee	1-7	1-2	0-0	4	1	3	6	1	0	2	30	
ALLEN, D'Angelo	1-3	0-1	0-0	1	1	3	1	2	0	0	10	
ROSSBURG, Ryan	0-0	0-0	0-0	0	0	0	0	1	0	0	2	
POST, Keenan	6-10	0-0	0-0	7	4	12	0	4	3	0	29	
Team				0								
TOTALS	27-67	9-22	11-15	39	19	74	16	14	5	7	225	

FG% 1st half: 11-31 35.5% 2nd half: 14-32 43.8% GM: 40.3% DB
3FG% 1st half: 3-7 42.9% 2nd half: 6-13 46.2% GM: 40.5% REB
FT% 1st half: 2-4 50.0% 2nd half: 2-2 100% GM: 73.3% 1

LSU 30 35 2 -- 67
Missouri 27 38 9 -- 74
Officials: Doug Shows, Karl Hess, Jamie Luckie
Attendance: 7,509

Game 15 -- LSU 87, Georgia 84 (2OT)

1/10/15 -- at Baton Rouge, La. (Maravich Center)

GEORGIA		FG-A	3FG-A	FT-A	REB	PF	PTS	A	TO	BLK	STL	MIN
THURMON, M. F	6-13	0-0	4-9	16	3	16	2	1	2	39		
OURIASSIC, Nomenjia F	6-13	1-3	2-2	3	5	15	2	3	1	2	22	
PARKER, Julian G	1-3	0-0	0-0	1	2	0	1	0	0	0	18	
MANN, Charles G	2-7	0-1	5-8	9	4	9	2	6	0	0	33	
GAINES, Kenny G	5-10	1-4	8-8	3	5	19	2	3	1	1	37	
MATIN, Yante	3-7	0-0	5-6	4	1	11	0	0	0	0	28	
ECHOLS, Taylor	0-0	0-0	0-0	0	1	0	0	0	0	0	2	
FORTE, Cameron	5-8	0-0	0-0	6	0	10	0	0	0	1	24	
FRAZIER, J. J.	0-7	0-4	2-2	6	3	2	4	5	0	1	36	
Team				3								
TOTALS	28-68	2-12	26-35	50	23	84	11	20	3	7	250	

FG% 1st half: 14-26 53.8% 2nd half: 13-30 43.3% GM: 41.2% DB
3FG% 1st half: 2-5 40.0% 2nd half: 0-4 0.0% GM: 16.7% REB
FT% 1st half: 6-6 100% 2nd half: 5-9 55.6% GM: 74.3% 5

LSU		FG-A	3FG-A	FT-A	REB	PF	PTS	A	TO	BLK	STL	MIN
MARTIN, Jarell F	3-10	1-3	0-0	6	5	7	0	2	1	1	39	
MICKEY, Jordan F	6-9	0-1	5-6	8	4	17	2	1	3	2	48	
ODO, John F	0-0	0-0	0-0	0	2	0	0	0	0	0	2	
HORNBSY, Keith G	2-9	0-5	2-4	6	4	6	2	1	1	2	38	
GRAY, Josh G	5-13	1-4	4-5	1	5	15	6	2	0	3	35	
PATTERSON, Jalyn	4-8	3-6	4-7	2	0	15	3	0	1	2	27	
BRIDGEWATER, B.	0-0	0-0	0-0	0	0	0	0	0				

2014-15 Box Scores

QUARTERMAN, Tim	5-7	1-2	4-4	5	3	15	8	3	0	1	32
Team											
TOTALS	27-52	8-13	17-18	35	15	79	17	16	1	6	200

F6% 1st half:	14-28	50.0%	2nd half:	13-24	54.2%	GM:	51.9%	DB
3FG% 1st half:	5-8	62.5%	2nd half:	3-5	60.0%	GM:	61.5%	REB
FT% 1st half:	4-4	100.0%	2nd half:	13-14	92.9%	GM:	94.4%	1

FLORIDA	F6-A	3FG-A	FT-A	REB	PF	PTS	A	TO	BLK	STL	MIN
ROBINSON, Devin F	2-5	0-1	2-4	1	1	6	0	1	0	0	15
KURTZ, Jacob F	2-4	0-0	0-0	3	3	4	1	2	0	1	15
HORFORD, Jon C	2-6	0-1	0-0	3	3	4	1	1	0	0	18
HILL, Kasey G	4-9	1-2	0-0	1	3	9	4	2	2	2	33
FRAZIER, Michael G	2-6	2-4	2-2	5	2	8	1	0	0	1	33
CARTER, Eli	2-7	0-3	0-0	1	0	4	0	1	0	0	12
MURPHY, Alex	3-5	0-1	4-4	2	0	10	0	0	1	0	12
FINNEY-SMITH, D.	4-13	0-2	2-4	8	2	10	2	5	0	1	26
CHIOZZA, Chris	0-3	0-2	0-0	1	0	0	3	0	0	2	24
WALKER, Chris	2-2	0-0	2-3	4	3	6	0	1	0	2	12
Team	1										
TOTALS	23-60	9-16	12-17	30	17	61	12	13	3	9	200

F6% 1st half:	12-27	44.4%	2nd half:	11-33	33.3%	GM:	38.3%	DB
3FG% 1st half:	0-5	0.0%	2nd half:	3-11	27.3%	GM:	18.8%	REB
FT% 1st half:	8-12	66.7%	2nd half:	4-5	80.0%	GM:	70.6%	2

LSU	37	42	-	79
Florida	32	29	-	61

Officials: Lee Cassell, Jamie Luckie, Jeffery Clark
Attendance: 10,180

Game 19 -- LSU 79, Vanderbilt 75 (OT)

1/24/15 -- at Nashville, Tenn. (Memorial Gymnasium)

LSU	F6-A	3FG-A	FT-A	REB	PF	PTS	A	TO	BLK	STL	MIN
MARTIN, Jarell F	6-14	0-1	7-10	12	3	19	3	8	0	2	42
MICKEY, Jordan F	12-19	0-0	1-5	11	3	25	0	4	1	1	43
MALONE, Darcy C	1-1	0-0	0-0	2	2	2	1	0	0	1	10
HORNBSY, Keith G	4-10	3-5	0-0	4	1	11	1	1	1	0	41
GRAY, Josh G	0-1	0-0	0-0	3	1	0	3	3	0	0	17
PATTERSON, Jalyln	3-8	2-6	2-2	4	1	10	3	0	0	1	33
BRIDGEWATER, B.	0-1	0-0	0-0	1	1	0	0	0	0	0	4
QUARTERMAN, Tim	4-10	1-3	3-6	3	3	12	2	3	0	0	35
Team	2										
TOTALS	30-64	6-15	13-23	42	15	79	13	19	2	6	225

F6% 1st half:	12-33	36.4%	2nd half:	15-25	60.0%	GM:	46.9%	DB
3FG% 1st half:	1-7	14.3%	2nd half:	5-8	62.5%	GM:	40.0%	REB
FT% 1st half:	5-8	62.5%	2nd half:	4-9	44.4%	GM:	56.5%	2

VANDERBILT	F6-A	3FG-A	FT-A	REB	PF	PTS	A	TO	BLK	STL	MIN
JONES, Damian C	6-10	0-0	1-3	6	4	13	0	3	2	3	27
HENDERSON, Josh C	1-3	0-1	0-0	2	2	2	1	0	1	1	15
BALDWIN IV, Wade G	5-7	4-4	4-4	4	2	19	4	2	1	2	35
FISHER-DAVIS, M. G	0-5	0-4	0-0	1	2	0	3	3	1	0	22
LACHANCE, Riley G	2-10	0-3	4-4	5	1	8	0	0	0	0	39
MITCHELL, Shelton	2-9	0-2	0-0	0	1	4	3	1	0	0	17
KORNET, Luke	9-13	2-6	2-2	6	1	22	1	2	1	1	33
ROBERSON, Jeff	2-5	1-3	1-2	5	2	6	0	3	0	0	23
SIAMAK, James	0-1	0-0	2-2	5	5	2	0	2	1	2	14
Team	2										
TOTALS	27-63	7-23	14-17	36	20	75	18	16	7	9	222

F6% 1st half:	14-21	45.2%	2nd half:	11-26	42.3%	GM:	42.9%	DB
3FG% 1st half:	5-16	31.3	2nd half:	4-7	28.6%	GM:	30.4%	REB
FT% 1st half:	2-3	66.7%	2nd half:	10-12	83.3%	GM:	82.4%	3

Vanderbilt	30	39	10	-	79
LSU	25	30	6	-	75

Officials: Anthony Jordan, Brent Hampton, Marc Ellard
Attendance: 9,392

Game 20 -- LSU 64, South Carolina 58

1/28/15 -- at Baton Rouge, La. (Maravich Center)

SOUTH CAROLINA	F6-A	3FG-A	FT-A	REB	PF	PTS	A	TO	BLK	STL	MIN
CHATKEYVICIUS, L. F	3-6	0-0	0-0	4	4	6	2	2	2	1	20
CARRERA, Michael F	3-6	2-3	1-2	10	3	9	0	3	2	0	28
THORNWELL, S. G	2-11	1-3	6-6	9	1	11	4	1	0	1	36
JOHNSON, Tyrone G	3-9	2-5	2-2	5	2	10	1	1	0	1	30
NOTICE, Duane G	5-18	2-7	0-1	1	0	12	3	3	0	2	36
STROMAN, Marcus	1-3	0-1	0-0	3	4	2	1	2	1	0	15
SHEPPARD, Shamiek	1-5	0-0	0-2	1	2	0	1	1	1	1	14
KACINAS, Mindaugas	3-3	0-0	0-2	3	2	6	0	1	1	0	19
STEELE, Brian	0-0	0-0	0-0	0	0	0	0	0	0	0	2
Team	3										
TOTALS	21-61	7-19	9-15	40	17	58	11	15	7	6	200

F6% 1st half:	9-32	28.1%	2nd half:	12-29	41.4%	GM:	34.4%	DB
3FG% 1st half:	3-12	25.0%	2nd half:	4-7	57.1%	GM:	36.8%	REB
FT% 1st half:	7-11	63.6%	2nd half:	2-4	50.0%	GM:	60.0%	2

LSU	F6-A	3FG-A	FT-A	REB	PF	PTS	A	TO	BLK	STL	MIN
MARTIN, Jarell F	3-8	1-2	3-4	11	2	10	3	6	1	1	39
MICKEY, Jordan F	5-10	0-1	4-4	6	2	14	1	2	6	1	32
MALONE, Darcy C	1-1	0-0	0-0	0	4	2	1	0	0	0	18
HORNBSY, Keith G	6-12	2-4	1-2	4	1	15	2	3	1	2	38
GRAY, Josh G	2-6	1-3	2-4	3	2	7	3	2	0	0	32
EPPS, Aaron	0-1	0-0	0-0	2	1	0	0	0	0	0	7
QUARTERMAN, Tim	5-10	1-4	5-5	5	1	16	3	3	0	3	34
Team	1										
TOTALS	22-48	5-14	15-19	32	13	64	13	14	13	7	200

F6% 1st half:	10-26	38.5%	2nd half:	12-22	54.5%	GM:	45.8%	DB
3FG% 1st half:	1-5	20.0%	2nd half:	4-9	44.4%	GM:	35.7%	REB
FT% 1st half:	8-11	72.7%	2nd half:	7-8	87.5%	GM:	78.9%	2

South Carolina 28 30 - 58
LSU 29 35 - 64
Officials: Joe DeRosa, Rick Hartzell, Brian Shea
Attendance: 9,518

Game 21 -- Mississippi State 73, LSU 67

1/31/15 -- at Starkville, Miss. (Humphrey Coliseum)

LSU	F6-A	3FG-A	FT-A	REB	PF	PTS	A	TO	BLK	STL	MIN
MARTIN, Jarell F	1-4	0-0	2-2	4	4	4	1	2	0	0	27
MICKEY, Jordan F	11-18	0-0	3-10	20	3	25	0	4	2	1	37
MALONE, Darcy C	0-2	0-1	2-2	4	2	3	2	3	0	0	26
HORNBSY, Keith G	5-17	3-10	2-2	4	2	15	3	0	0	2	37
GRAY, Josh G	6-14	1-6	0-1	0	5	13	2	4	0	1	33
BRIDGEWATER, B.	0-0	0-0	0-0	0	0	0	0	0	0	0	4
EPPS, Aaron	2-4	0-0	0-0	3	1	4	0	1	0	0	7
QUARTERMAN, Tim	1-10	0-6	2-4	3	5	4	1	2	1	2	29
Team	5										
TOTALS	26-69	4-23	11-21	43	24	67	10	15	6	6	200

F6% 1st half:	10-34	29.4%	2nd half:	16-35	45.7%	GM:	37.7%	DB
3FG% 1st half:	2-10	20.0%	2nd half:	2-13	15.4%	GM:	17.4%	REB
FT% 1st half:	6-8	75.0%	2nd half:	5-13	38.5%	GM:	52.4%	4

MISSISSIPPI STATE	F6-A	3FG-A	FT-A	REB	PF	PTS	A	TO	BLK	STL	MIN
WARE, Gavin F	4-7	0-0	4-5	10	1	12	1	3	0	2	33
JOHNSON, Roquez F	3-5	0-0	3-6	10	4	9	0	1	0	1	21
READY, J. J. G	4-9	2-6	2-2	2	2	12	4	0	0	2	34
DANIELS, Travis G	0-2	0-1	0-0	2	1	0	1	2	1	0	10
SWORN, Craig G	4-7	1-2	5-10	5	3	14	5	3	0	2	33
THOMAS, Fred	5-8	1-2	7-7	1	1	18	1	0	0	0	25
HOUSTON, D.	0-6	0-0	2-4	2	0	2	0	3	0	0	13
BLOODMAN, Trivante	0-1	0-0	0-1	0	0	0	0	1	0	0	2
NOOYE, Fallou	1-5	0-0	0-0	5	1	2	0	0	1	0	8
BLACK, Oliver	2-2	0-0	0-0	1	5	4	0	0	0	3	19
Team	2										
TOTALS	23-52	4-11	23-35	40	18	73	12	13	2	13	200

F6% 1st half:	11-28	39.3%	2nd half:	12-24	50.0%	GM:	44.2%	DB
3FG% 1st half:	4-9	44.4%	2nd half:	0-2	0.0%	GM:	36.4%	REB
FT% 1st half:	5-10	50.0%	2nd half:	18-25	72.0%	GM:	65.7%	7

LSU	28	39	-	67
Mississippi State	31	42	-	73

Officials: Anthony Jordan, Lee Cassell, Glenn Tuit
Attendance: 6,657

Game 22 -- Auburn 81, LSU 77

2/5/15 -- at Baton Rouge, La. (Maravich Center)

AUBURN	F6-A	3FG-A	FT-A	REB	PF	PTS	A	TO	BLK	STL	MIN
BOWERS, Cimone F	8-17	0-0	0-2	10	4	16	2	2	1	3	31
GRANGER, Jordan F											

2014-15 Box Scores

GREEN, Jordan *	4-8	1-1	0-0	2	3	9	2	0	0	1	27
JONES, Jalen *	3-7	0-0	4-8	7	3	10	1	2	0	3	25
ROBERSON, K. *	7-10	0-0	2-6	11	1	16	0	0	1	0	28
CARUSO, Alex *	2-6	0-3	3-4	4	4	7	5	7	0	1	35
HOUSE, Daniel *	7-12	3-6	3-5	5	1	20	4	1	2	0	37
JOHNSON, Avery	0-0	0-0	0-0	0	0	0	0	0	0	0	0
ROBINSON, Alex	0-2	0-1	0-0	1	0	0	0	1	0	0	8
MILLER, Tavario	0-0	0-0	0-0	4	3	0	1	1	1	0	12
TROCHA-MORELOS, D.	2-5	0-0	2-3	3	1	6	1	0	1	0	15
FITZGERALD, D.	0-3	0-2	0-0	0	0	0	0	0	0	0	8
COLLINS, Chris	0-0	0-0	0-0	0	0	0	0	0	0	0	0
ALLEN, Peyton	0-2	0-1	0-0	0	1	0	0	1	1	0	5
DOBBINS, Kyle	0-0	0-0	0-0	0	0	0	0	0	0	0	0
Team				1							
TOTALS	25-55	4-14	14-26	38	17	68	14	13	6	5	200

F6% 1st half:	11-27	40.7%	2nd half:	14-28	50.0%	GM:	45.5%	DB
3FG% 1st half:	4-12	33.3%	2nd half:	0-2	0.0%	GM:	28.6%	REB
FT% 1st half:	5-10	50.0%	2nd half:	9-16	56.3%	GM:	53.8%	4

LSU	36	26	--	62
Texas A&M	31	37	--	68
Officials:	Mark Whitehead, CJ Washington, Keith Kimble			
Attendance:	6701			

Game 27 -- LSU 70, Florida 63

2/21/15 -- at Baton Rouge, La. (Maravich Center)											
FLORIDA											
ROBINSON, Devin F	5-13	1-4	1-2	7	4	12	1	4	1	1	33
HORFORD, Jan C	2-8	1-3	1-2	9	3	6	0	0	3	0	27
HILL, Kasey G	4-11	1-3	0-0	4	2	9	5	4	1	4	37
CARTER, Eli G	4-14	2-7	4-4	4	2	14	3	2	0	0	31
MURPHY, Alex G	2-10	1-5	0-0	3	1	5	1	0	0	1	20
CHIZOZA, Chris	1-3	0-1	0-0	2	2	3	1	0	0	0	22
WALKER, Chris	3-6	0-0	0-0	2	4	6	0	3	2	1	16
KURITZ, Jacob	3-3	0-0	3-4	8	1	9	1	1	0	1	14
Team				3							
TOTALS	24-68	6-23	9-12	42	19	63	14	15	7	8	200

F6% 1st half:	11-34	32.4%	2nd half:	13-34	38.3%	GM:	35.5%	DB
3FG% 1st half:	3-12	25.0%	2nd half:	3-11	27.3%	GM:	26.1%	REB
FT% 1st half:	1-2	50.0%	2nd half:	9-10	90.0%	GM:	75.0%	3

LSU	70	63	--	63							
MARTIN, Jarell F	9-15	1-3	11-16	13	1	28	2	2	1	1	35
MICKEY, Jordan F	6-15	0-0	2-3	6	2	14	1	4	4	2	35
HORNBY, Keith G	3-9	2-6	4-4	1	1	12	3	1	1	0	30
PATTERSON, Jahn G	2-7	2-4	0-0	4	1	6	3	3	0	3	34
QUARTERMAN, Tim	2-4	0-2	4-4	5	2	8	3	3	2	2	37
GRAY, Josh	0-2	0-1	0-0	4	0	0	0	2	1	0	19
BRIDGEWATER, B.	1-2	0-0	0-0	0	2	2	0	1	1	0	8
MALONE, Darcy	0-1	0-0	0-0	2	0	0	0	0	0	0	2
Team				1							
TOTALS	22-55	5-17	21-27	36	9	70	14	15	9	8	200

F6% 1st half:	12-28	42.9%	2nd half:	10-27	37.0%	GM:	40.0%	DB
3FG% 1st half:	2-10	20.0%	2nd half:	3-7	42.9%	GM:	29.4%	REB
FT% 1st half:	7-8	87.5%	2nd half:	14-19	73.7%	GM:	77.0%	3, 2

Florida	26	37	--	63
---------	----	----	----	----

LSU	33	37	--	70
-----	----	----	----	----

Officials: Doug Shows, Doug Simons, Ted Valentine
 Technicals: None
 Attendance: 9,203

Game 28 -- LSU 84, Auburn 61

2/24/15 -- at Auburn, Alabama (Auburn Arena)											
LSU											
MARTIN, Jarell F	11-17	1-2	2-2	12	3	25	1	1	0	2	38
MICKEY, Jordan F	7-9	0-0	0-2	4	3	14	0	2	3	2	34
HORNBY, Keith G	5-11	2-4	1-2	4	2	13	2	1	0	2	36
PATTERSON, Jahn G	6-12	4-9	0-0	3	3	16	7	1	0	1	31
QUARTERMAN, T. G	4-9	0-3	0-1	3	1	8	6	3	1	1	32
ROBINSON, Elbert	0-0	0-0	0-0	0	0	0	0	0	0	0	1
GRAY, Josh	3-6	0-2	0-1	3	3	6	6	1	0	1	18
SHORTESS, Henry	0-0	0-0	0-0	0	0	0	0	0	0	0	1
BRIDGEWATER, B.	0-0	0-0	0-0	0	0	0	0	0	0	0	1
EPPS, Aaron	0-1	0-1	0-0	1	0	0	0	0	0	0	1
MALONE, Darcy	1-1	0-0	0-0	2	1	2	0	1	0	1	5
ODD, John	0-0	0-0	0-0	0	0	0	0	0	0	0	1
EDLSTONE, B.	0-0	0-0	0-0	0	0	0	0	1	0	0	1
Team				4							
TOTALS	37-64	7-21	3-8	36	16	84	22	11	4	10	200

F6% 1st half:	19-35	54.3%	2nd half:	18-29	62.1%	GM:	57.8%	DB
3FG% 1st half:	3-10	30.0%	2nd half:	4-11	36.4%	GM:	33.3%	REB
FT% 1st half:	0-3	0.0%	2nd half:	9-5	60.0%	GM:	37.5%	1, 1

AUBURN											
BOWERS, Cinnamon F	7-14	0-2	2-5	6	2	16	2	3	1	1	34
GRANGER, Jordan F	3-6	3-4	0-0	4	2	9	3	1	0	0	28
HARBELL, KT G	5-11	2-6	2-2	4	2	14	3	3	0	1	37
ROSS-MILLER, KC G	2-7	1-4	4-4	2	2	9	5	2	0	0	30
MASSON, Antoine G	0-5	0-2	6-6	1	1	6	1	1	0	1	32
CANNDA, Malcolm	1-1	0-0	0-0	1	2	2	0	2	0	1	13
KEIM, Patrick	0-2	0-0	0-0	0	0	0	0	0	0	0	1
REED, Trayvon	1-1	0-0	0-0	1	2	2	0	1	0	0	5
THOMPSON, Alex	1-4	1-4	0-0	5	0	3	0	1	0	0	8
HOLMES, C. J.	0-0	0-0	0-0	0	0	0	0	0	0	0	1
LANG, T.	0-2	0-2	0-0	0	2	0	0	1	1	0	9
WADDELL, Devin	0-0	0-0	0-0	1	0	0	0	0	0	0	1
STOCKTON, Cole	0-0	0-0	0-0	1	0	0	1	0	0	0	1
Team				3							
TOTALS	20-53	7-25	14-17	29	15	61	14	16	2	4	200

F6% 1st half:	19-29	65.5%	2nd half:	7-25	28.0%	GM:	37.7%	DB
3FG% 1st half:	3-13	23.1%	2nd half:	4-12	33.3%	GM:	28.0%	REB
FT% 1st half:	5-5	100.0%	2nd half:	9-12	75.0%	GM:	82.4%	1

LSU	41	43	--	84
Auburn	34	27	--	61
Officials:	James Breeding, Michael Stephens, Ron Groover			
Attendance:	6,651			

Game 29 -- LSU 73, Ole Miss 63

2/28/15 -- at Baton Rouge, La. (Maravich Center)											
OLE MISS											
RHETT, M. J. F	4-8	0-0	0-0	6	0	8	0	2	0	0	23
SAITZ, Sebastian F	5-8	0-0	1-2	5	4	11	0	1	3	1	21
NEWBY, M. G	1-3	0-1	0-0	8	3	2	1	2	1	1	23
SUMMERS, Jarvis G	1-7	0-0	2-7	1	2	4	4	1	0	0	19
MOODY, Stefan G	3-16	1-7	8-8	6	5	15	0	2	0	1	32
LAWRENCE, R.	0-0	0-0	0-0	0	0	0	0	0	0	0	1
SMITH, Terence	1-2	0-1	0-0	2	1	2	3	2	0	1	23
WHITE, LaDarvis	3-6	2-2	1-2	5	1	9	0	4	0	0	22
PEREZ, Anthony	1-3	1-3	1-2	3	2	4	0	0	0	0	11
COLEBY, Dwight	4-7	0-0	0-0	6	4	8	0	2	0	0	19
JONES, Aaron	0-0	0-0	0-0	0	2	0	0	0	0	0	1
Team				4							
TOTALS	23-60	4-14	13-21	24	24	63	8	17	4	5	200

F6% 1st half:	10-28	35.7%	2nd half:	13-32	40.6%	GM:	38.3%	DB
3FG% 1st half:	1-6	16.7%	2nd half:	3-8	37.5%	GM:	28.6%	REB
FT% 1st half:	6-8	75.0%	2nd half:	7-13	53.8%	GM:	61.9%	5

LSU											
MARTIN, Jarell F	6-11	0-1	6-10	12	2	18	0	1	0	0	39
MICKEY, Jordan F	5-14	0-0	1-3	4	1	11	1	4	4	0	36
HORNBY, Keith G	6-10	4-7	0-0	4	3	16	0	0	0	1	38
PATTERSON, Jahn G	4-11	1-7	0-0	4	2	9	5	1	0	1	35
QUARTERMAN, Tim	5-10	0-2	8-9	10	4	18	10	1	2	1	38
GRAY, Josh	0-3	0-0	1-2	0	3	1	1	1	0	1	8
BRIDGEWATER, B.	0-1	0-0	0-0	1	0	0	0	0	0	0	2
MALONE, Darcy	0-0	0-0	0-0	0	0	0	0	2	0	0	4
Team	</										

F6% 1st half:	15-37	40.5%	2nd half:	18-26	69.2%	GM:	52.4%	DB
3FG% 1st half:	3-13	23.1%	2nd half:	5-8	62.5%	GM:	38.1%	REB
FT% 1st half:	0-0	0.0%	2nd half:	4-7	57.1%	GM:	57.1%	0

LSU	FG-A	3FG-A	FT-A	REB	PF	PTS	A	TO	BLK	STL	MIN
MARTIN, Jarell F	5-10	0-0	6-8	5	4	16	1	4	1	2	35
MICKEY, Jordan F	3-7	0-0	3-5	8	2	9	1	0	1	0	38
HORNBSY, Keith G	6-11	5-9	8-8	4	1	25	2	0	0	0	38
PATTERSON, Jalyn G	0-5	0-3	0-0	3	0	0	3	2	0	1	33
QUARTERMAN, Tim G	4-12	2-8	0-0	3	3	10	7	4	1	1	38
GRAY, Josh	1-2	0-1	1-2	0	1	3	1	1	0	0	11
BRIDGEWATER, B.	0-0	0-0	0-0	0	1	0	0	0	0	0	4
MALDINE, Darcy	0-0	0-0	0-1	0	1	0	0	0	0	0	3
Team				6							
TOTALS	19-47	7-21	18-24	29	13	63	15	11	3	4	200

F6% 1st half:	10-23	43.5%	2nd half:	9-24	37.5%	GM:	40.4%	DB
3FG% 1st half:	3-8	37.5%	2nd half:	4-13	30.8%	GM:	33.3%	REB
FT% 1st half:	10-13	76.9%	2nd half:	8-11	72.7%	GM:	75.0%	3

Tennessee 33 45 -- 78
 LSU 33 30 -- 63
 Officials: Tony Greene, Jim Burr, Joe DeRosa
 Technicals: None
 Attendance: 8,736

Game 31 -- LSU 81, #18 Arkansas 78
 3/7/15 -- at Fayetteville, Ark. (Bud Walton Arena)

LSU	FG-A	3FG-A	FT-A	REB	PF	PTS	A	TO	BLK	STL	MIN
MARTIN, Jarell F	11-18	0-2	5-7	8	4	27	0	5	1	2	40
MALDINE, Darcy C	0-3	0-1	1-2	4	4	1	3	2	1	0	26
HORNBSY, Keith G	6-14	1-4	0-2	6	1	13	2	2	0	2	33
PATTERSON, Jalyn G	7-11	6-8	0-0	6	1	20	1	1	0	2	32
QUARTERMAN, T. G	1-6	1-4	0-0	3	4	3	3	3	0	1	27
GRAY, Josh	5-9	0-1	0-0	1	2	10	6	1	0	0	25
BRIDGEWATER, B.	1-3	0-0	0-0	2	2	2	1	0	0	0	13
EPPS, Aaron	2-2	1-1	0-0	1	0	5	0	0	0	0	4
Team				4							
TOTALS	33-66	9-21	6-11	35	18	81	16	14	2	7	200

F6% 1st half:	16-33	48.5%	2nd half:	17-33	51.5%	GM:	50.0%	DB
3FG% 1st half:	5-13	38.5%	2nd half:	4-8	50.0%	GM:	42.9%	REB
FT% 1st half:	4-6	66.7%	2nd half:	2-5	40.0%	GM:	54.5%	4,2

ARKANSAS	FG-A	3FG-A	FT-A	REB	PF	PTS	A	TO	BLK	STL	MIN
HARRIS, Alandise F	2-6	0-0	6-6	2	3	10	3	0	3	0	20
PORTIS, Bobby F	10-17	0-2	1-1	15	3	21	4	3	2	0	34
MADDEN, Rashad G	5-10	2-4	0-1	7	1	12	5	0	0	0	35
QUALLS, Michael G	4-11	1-5	6-8	7	0	15	4	1	0	2	34
BEARD, Anton G	1-3	0-2	1-3	0	0	3	1	2	0	4	16
DURHAM, Jabril	0-1	0-1	0-0	0	0	0	0	0	0	0	6
BELL, Anthlon	4-12	4-11	0-0	1	0	12	1	2	0	2	23
WATKINS, Manualse	0-0	0-0	0-0	2	1	0	0	1	0	0	6
WILLIAMS, Jacorey	1-4	0-0	1-1	3	3	3	1	2	1	1	17
KINGSLEY, Moses	1-2	0-0	0-0	0	1	2	0	1	1	0	9
Team				4							
TOTALS	28-66	7-25	15-23	39	12	78	19	12	7	9	200

F6% 1st half:	15-32	46.9%	2nd half:	13-34	38.2%	GM:	42.4%	DB
3FG% 1st half:	2-12	16.7%	2nd half:	5-13	38.5%	GM:	28.0%	REB
FT% 1st half:	3-8	37.5%	2nd half:	12-15	80.0%	GM:	65.2%	3,1

LSU 41 40 -- 81
 Arkansas 35 43 -- 78
 Officials: Doug Shows, Tony Henderson, Patrick Evans
 Attendance: 18,966

Game 32 -- Auburn 73, LSU 70 (OT) (SEC Tourn. QF)
 3/13/15 -- at Nashville, Tenn. (Maravich Center)

AUBURN	FG-A	3FG-A	FT-A	REB	PF	PTS	A	TO	BLK	STL	MIN
BOWERS, Cirneon F	3-10	0-0	1-3	10	4	7	0	3	0	1	23
GRANGER, Jordan F	3-5	2-4	0-0	5	4	8	0	0	0	0	23
HARRELL, KT G	5-11	4-7	15-18	4	3	29	2	3	0	2	34
ROSS-MILLER, KC G	0-6	0-0	4-9	7	2	4	5	1	0	2	38
LANG, TJ G	1-4	0-2	0-0	1	3	2	1	0	0	1	24
CANADA, Malcolm	6-10	0-0	2-2	5	1	14	1	3	2	1	31
MASON, Antoine	3-8	1-3	2-4	1	3	9	0	1	0	0	29
THOMPSON, Alex	0-0	0-0	0-0	0	4	0	1	0	0	0	4
WADDELL, Devin	0-2	0-0	0-0	2	3	0	2	0	0	0	19
Team				4							
TOTALS	21-56	7-16	24-36	39	27	73	12	12	2	7	222

F6% 1st half:	9-30	30.0%	2nd half:	10-20	50.0%	OT: 2-6	33.3%	GM:	37.5	DB
3FG% 1st half:	1-7	14.3%	2nd half:	6-9	66.7%	OT: 0-0	0.0%	GM:	43.8	REB
FT% 1st half:	5-7	71.4%	2nd half:	14-21	66.7%	OT: 5-8	62.5%	GM:	66.7	7

LSU	FG-A	3FG-A	FT-A	REB	PF	PTS	A	TO	BLK	STL	MIN
MARTIN, Jarell F	5-13	0-0	8-18	16	3	18	1	3	1	0	43
MICKEY, Jordan F	0-4	0-0	1-2	8	5	1	1	4	1	0	16
HORNBSY, Keith G	8-15	3-7	5-5	3	2	24	1	2	1	0	43
PATTERSON, Jalyn G	3-10	3-8	4-4	1	1	13	3	1	1	2	42
QUARTERMAN, Tim G 1-4	1-2	6-13	4	5	9	3	1	2	2	2	38
GRAY, Josh	1-2	0-0	0-0	4	3	2	0	0	0	0	13
BRIDGEWATER, B.	1-2	0-0	0-0	4	3	2	0	0	0	0	13
EPPS, Aaron	0-0	0-0	0-0	1	0	0	0	0	0	0	1
MALDINE, Darcy	0-0	0-0	0-0	2	3	0	0	0	2	0	5
Team				6							
TOTALS	19-53	7-17	25-44	46	26	70	11	17	8	5	225

F6% 1st half:	8-23	34.8%	2nd half:	9-22	40.9%	OT: 2-8	25.0%	GM:	35.8%	DB
3FG% 1st half:	3-7	42.9%	2nd half:	3-7	42.9%	OT: 1-3	33.0%	GM:	41.2%	REB
FT% 1st half:	9-18	50.0%	2nd half:	15-24	62.5%	OT: 1-2	50.0%	GM:	56.8%	8

Auburn 24 40 9 -- 73
 LSU 28 36 6 -- 70

Officials: Antinio Petty, Lee Cassell, Tim Gattis
 Technicals: Auburn - Granger (Ejected); LSU - Jordan.
 Attendance: 18,205

Game 33 -- NC State 66, LSU 65 (NCAAT 2nd Rd)
 3/19/15 -- at Pittsburgh, Pa. (CONSOL Energy Center)

LSU	FG-A	3FG-A	FT-A	REB	PF	PTS	A	TO	BLK	STL	MIN
MARTIN, Jarell F	6-13	0-1	4-6	11	2	16	4	1	0	1	40
MICKEY, Jordan F	4-13	0-0	4-9	14	2	12	2	3	6	1	38
HORNBSY, Keith G	3-9	2-4	0-0	4	0	8	0	0	0	0	36
PATTERSON, Jalyn G	3-7	2-6	0-0	0	1	8	1	1	0	0	32
QUARTERMAN, T. G	6-11	1-4	4-7	9	3	17	7	2	0	2	39
GRAY, Josh	2-7	0-0	0-0	1	0	4	0	1	0	1	13
MALDINE, Darcy	0-0	0-0	0-0	0	2	0	0	0	0	0	2
Team				2							
TOTALS	24-60	5-15	12-22	41	10	65	14	8	6	5	200

F6% 1st half:	17-36	47.2%	2nd half:	7-24	29.2%	GM:	40.0%	DB
3FG% 1st half:	2-6	33.3%	2nd half:	3-9	33.3%	GM:	33.3%	REB
FT% 1st half:	4-5	80.0%	2nd half:	8-17	47.1%	GM:	54.5%	5

NC STATE	FG-A	3FG-A	FT-A	REB	PF	PTS	A	TO	BLK	STL	MIN
ABU, Abdul-Malik F	5-7	0-0	3-3	4	2	13	0	2	1	0	29
FREEMAN, Lennard F	2-4	0-0	0-1	3	0	4	2	0	0	0	20
LACEY, Trevor G	4-15	1-7	0-0	9	3	9	4	2	0	1	38
BARBER, Anthony G	7-16	1-4	2-3	5	1	17	2	3	0	1	36
TURNER, Ralston G	4-14	2-10	0-0	4	1	10	1	1	0	0	35
LEE, Desmond	0-1	0-1	0-0	3	0	0	1	0	0	0	5
MARTIN, Caleb	0-1	0-1	0-0	0	0	0	0	1	0	0	7
ANYA BeeJay	2-3	0-0	0-0	7	4	4	0	0	1	0	18
WASHINGTON, Kyle	4-5	1-1	0-0	4	4	9	1	1	0	0	12
Team				0							
TOTALS	28-66	5-24	5-7	39	15	66	11	11	2	2	200

F6% 1st half:	12-28	42.9%	2nd half:	16-38	42.1%	GM:	42.2%	DB
3FG% 1st half:	1-7	14.3%	2nd half:	4-17	23.5%	GM:	20.8%	REB
FT% 1st half:	1-1	100.0%	2nd half:	4-6	66.7%	GM:	71.4%	1

LSU 40 25 -- 65
 Auburn 26 40 -- 66
 Officials: Joe DeRose, Darron George, Dwayne Gladden
 Attendance: 18,170





Darcy Malone



Tim Quarterman

2014-15 Overall Season Statistics

Record - 22-11; SEC 11-7; Home: 13-4; Away: 8-3; Neutral: 1-4

NO.	PLAYER	GP-GS	MIN-AVG	FG-FGA	FG%	3FG-FGA	3FG%	FT-FTA	FT%	REBOUNDS			PF-DQ	A	TO	BLK	ST	PTS-AVG
										OFF	DEF	TOT-AVG						
01	MARTIN, Jarell	33-32	1159-35.1	202-397	.509	14-52	.269	140-203	.690	98	207	305-9.2	92-4	59	92	23	38	558-16.9
25	MICKEY, Jordan	31-31	1081-34.9	191-379	.504	1-9	.111	95-147	.646	99	209	308-9.9	81-1	40	101	113	29	478-15.4
04	HORNBY, Keith	33-33	1172-35.5	156-370	.422	72-183	.393	58-74	.784	20	118	138-4.2	52-1	69	47	16	37	442-13.4
55	QUARTERMAN, Tim	33-14	1108-33.6	125-293	.427	40-128	.313	89-124	.718	50	123	173-5.2	84-3	133	80	19	47	379-11.5
05	GRAY, Josh	31-20	770-24.8	86-217	.396	14-53	.264	35-60	.583	13	53	66-2.1	61-2	118	81	1	31	221-7.1
15	PATTERSON, Jalyn	31-11	760-24.5	75-184	.408	44-118	.373	16-19	.842	13	62	75-2.4	27-0	68	26	3	37	210-6.8
20	BRIDGEWATER, Brian	29-0	192-6.6	28-52	.538	0-0	.000	7-11	.636	13	18	31-1.1	36-1	6	11	3	7	63-2.2
21	EPPS, Aaron	14-2	87-6.2	8-24	.333	2-8	.250	0-0	.000	9	11	20-1.4	9-0	4	6	5	4	18-1.3
31	ODO, John	16-10	114-7.1	8-14	.571	0-0	.000	4-6	.667	8	10	18-1.1	14-1	2	4	6	0	20-1.3
10	SHORTNESS, Henry	3-0	6-2.0	1-1	1.000	1-1	1.000	0-0	.000	0	0	0-0.0	0-0	0	0	0	3	3-1.0
45	EDDLESTONE, Brandon	3-0	9-3.0	1-2	.500	1-1	1.000	0-0	.000	0	1	1-0.3	1-0	0	1	0	1	3-1.0
22	MALONE, Darcy	25-8	216-8.6	8-21	.381	0-5	.000	6-12	.500	13	22	35-1.4	46-0	11	11	12	4	22-0.9
03	ROBINSON III, Elbert	11-4	68-6.2	3-7	.429	0-0	.000	0-2	.000	6	11	17-1.5	13-0	5	9	3	5	6-0.5
13	ROBINSON, Antonio	1-0	4-4.0	0-0	.000	0-0	.000	0-0	.000	0	1	1-1.0	0-0	0	1	0	0	0-0.0
24	SPEIGHT, Carlton	1-0	4-4.0	0-1	.000	0-0	.000	0-0	.000	0	0	0-0.0	0-0	1	0	0	0	0-0.0
Team										59	47	106			6			
TOTAL		33	6750	892-1962	.455	189-558	.339	450-658	.684	401	893	1294-39.2	516-13	516	476	204	240	2423-73.4
OPPONENTS		33	6750	824-2052	.402	185-599	.309	400-604	.662	438	781	1219-36.9	584-11	386	450	123	264	2233-67.7

Score by Periods	1st	2nd	OT	OT2	Totals
LSU	1151	1224	41	7	2423
Opponents	1030	1157	42	4	2233

2014-15 SEC Statistics

Record - 11-7, Home 5-4, Away 6-3

NO.	PLAYER	GP-GS	MIN-AVG	FG-FGA	FG%	3FG-FGA	3FG%	FT-FTA	FT%	REBOUNDS			PF-DQ	A	TO	BLK	ST	PTS-AVG
										OFF	DEF	TOT-AVG						
01	MARTIN, Jarell	18-18	635-35.3	107-205	.522	6-23	.261	68-100	.680	56	106	162-9.0	54-3	28	55	14	20	288-16.0
25	MICKEY, Jordan	17-17	625-36.8	105-207	.507	0-3	.000	59-93	.634	53	110	163-9.6	46-0	14	55	62	16	269-15.8
04	HORNBY, Keith	18-18	661-36.7	88-207	.425	46-116	.397	29-38	.763	9	65	74-4.1	28-0	39	24	11	20	251-13.9
55	QUARTERMAN, Tim	18-9	615-34.2	66-163	.405	26-80	.325	50-67	.746	22	63	85-4.7	50-2	78	47	11	27	208-11.6
15	PATTERSON, Jalyn	16-9	457-28.6	51-120	.425	29-76	.382	10-13	.769	8	40	48-3.0	15-0	42	14	1	21	141-8.8
05	GRAY, Josh	18-9	393-21.8	41-109	.376	6-31	.194	18-33	.545	8	25	33-1.8	39-2	62	36	1	12	106-5.9
21	EPPS, Aaron	6-0	23-3.8	4-8	.500	1-2	.500	0-0	.000	4	4	8-1.3	2-0	0	2	0	1	9-1.5
20	BRIDGEWATER, Brian	15-0	80-5.3	7-14	.500	0-0	.000	3-4	.750	2	8	10-0.7	15-0	1	4	2	1	17-1.1
22	MALONE, Darcy	17-8	189-11.1	5-18	.278	0-5	.000	6-12	.500	12	18	30-1.8	39-0	9	9	9	4	16-0.9
10	SHORTNESS, Henry	1-0	1-1.0	0-0	.000	0-0	.000	0-0	.000	0	0	0-0.0	0-0	0	0	0	0	0-0.0
45	EDDLESTONE, Brandon	1-0	1-1.0	0-0	.000	0-0	.000	0-0	.000	0	0	0-0.0	0-0	0	1	0	0	0-0.0
03	ROBINSON III, Elbert	2-0	7-3.5	0-0	.000	0-0	.000	0-0	.000	1	1	2-1.0	0-0	0	1	0	0	0-0.0
31	ODO, John	5-2	13-2.6	0-0	.000	0-0	.000	0-0	.000	1	1	2-0.4	3-0	0	0	1	0	0-0.0
Team										31	27	58			5			
TOTAL		18	3700	474-1051	.451	114-336	.339	243-360	.674	207	468	675-37.5	291-7	273	253	112	122	1305-72.5
OPPONENTS		18	3700	454-1126	.403	98-330	.297	235-341	.689	258	434	692-38.4	327-8	224	239	83	138	1241-68.9

Score by Periods	1st	2nd	OT	OT2	Totals
LSU	625	648	25	7	1305
Opponents	554	655	28	4	1241



Jalyon Patterson



Brian Bridgewater

DATE	OPPONENT	SCORE	ATTENDANCE	LOC	HIGH SCORER	HIGH REBOUNDER
11/15/14	GARDNER-WEBB	W, 93-82	6,745	H	Jordan Mickey (21) Jarell Martin (21)	Jarell Martin (11)
11/18/14	TEXAS TECH (OT)	W, 69-64	8,010	H	Jordan Mickey (18)	Jordan Mickey (14)

PARADISE JAM – USVI

11/21/14	vs. Old Dominion	L, 61-70	1,910	N	Jarell Martin (14)	Jarell Martin (11)
11/22/14	vs. Weber State	W, 72-58	1,968	N	Jordan Mickey (27)	Jordan Mickey (14)
11/24/14	vs. Clemson	L, 61-64	1,342	N	Jordan Mickey (18)	Jordan Mickey (10)
11/29/14	MCNEESE STATE	W, 83-72	7,034	H	Jarell Martin (26)	Jarell Martin (10)
12/02/14	MASSACHUSETTS	W, 82-60	6,962	H	Josh Gray (25)	Jordan Mickey (10)
12/4/14	at #16 West Virginia	W, 74-73	10,802	A	Tim Quarterman (21)	Jarell Martin (14)
12/13/14	SAM HOUSTON STATE	W, 76-67	7,295	H	Jordan Mickey (21)	Jordan Mickey (15)
12/18/14	at UAB	W, 79-70	6,054	A	Jarell Martin (25)	Jordan Mickey (8)
12/22/14	CHARLESTON	W, 71-47	7,808	H	Jarell Martin (18)	Jordan Mickey (10)
12/29/14	SOUTHERN MISS	W, 87-67	9,089	H	Jarell Martin (24)	Tim Quarterman (14)
1/3/15	SAVANNAH STATE	W, 75-59	7,647	H	Jarell Martin (26)	Jordan Mickey (14)
*1/8/15	at Missouri (OT)	L, 67-74	7,509	A	Tim Quarterman (19)	Jordan Mickey (17)
*1/10/15	GEORGIA (20T)	W, 87-84	9,217	H	Tim Quarterman (27)	Jordan Mickey (8)
*1/14/15	at Ole Miss	W, 75-71	7,030	A	Keith Hornsby (23)	Jarell Martin (14)
*1/17/15	TEXAS A&M	L, 64-67	10,278	H	Jordan Mickey (17)	Jordan Mickey (8) Jarell Martin (8)
*1/20/15	at Florida	W, 79-61	10,160	A	Jarell Martin (22)	Jordan Mickey (14)
*1/24/15	at Vanderbilt (OT)	W, 79-75	9,392	A	Jordan Mickey (25)	Jarell Martin (12)
*1/28/15	SOUTH CAROLINA	W, 64-58	9,518	H	Tim Quarterman (16)	Jarell Martin (11)
*1/31/15	at Mississippi State	L, 67-73	6,657	A	Jordan Mickey (25)	Jordan Mickey (20)
*2/5/15	AUBURN	L, 77-81	8,672	H	Jordan Mickey (23)	Jarell Martin (12)
*2/7/15	ALABAMA	W, 71-60	10,355	H	Jordan Mickey (24)	Jordan Mickey (16)
*2/10/15	#1 KENTUCKY	L, 69-71	13,997	H	Jarell Martin (21)	Jarell Martin (11)
*2/14/15	at Tennessee	W, 73-55	16,051	A	Jordan Mickey (20)	Jordan Mickey (11)
*2/17/15	at Texas A&M	L, 62-68	6,701	A	Jarell Martin (13)	Brian Bridgewater (6) Jarell Martin (6)
*2/21/15	FLORIDA	W, 70-63	9,203	H	Jarell Martin (28)	Jarell Martin (13)
*2/24/15	at Auburn	W, 84-61	6,651	A	Jarell Martin (25)	Jarell Martin (12)
*2/28/15	OLE MISS	W, 73-63	10,683	H	Jarell Martin (18) Tim Quarterman (18)	Jarell Martin (12)
*3/4/15	TENNESSEE	L, 63-78	8,736	H	Keith Hornsby (25)	Jordan Mickey (8)
*3/7/15	at Arkansas	W, 81-78	18,966	A	Jarell Martin (27)	Jarell Martin (8)
%3/13/15	vs. No. 18 Auburn (OT)	L, 70-73	18,205	N	Keith Hornsby (24)	Jarell Martin (16)
%3/19/15	vs. NC State	L, 65-66	16,170	N	Tim Quarterman (17)	Jordan Mickey (14)

* SEC Game

% SEC Tournament - Nashville, Tenn.

\$ NCAA Second Round – Pittsburgh, Pa.

Individual Superlatives

POINTS

28 - Jarell Martin vs. Florida (2/21/15)
27 - Jarell Martin at Arkansas (3/7/15)
27 - Tim Quarterman vs. Georgia (1/10/15)
27 - Jordan Mickey vs. Weber State (11/22/14)
26 - Jarell Martin vs. Savannah State (1/3/15)
26 - Jarell Martin vs. McNeese State (11/29/14)

FIELD GOALS MADE

13 - Jordan Mickey vs. Weber State (11/22/14)
12 - Jordan Mickey at Vanderbilt (1/24/15)
11 - Jarell Martin at Arkansas (3/7/15)
11 - Jarell Martin at Auburn (2/24/15)
11 - Jordan Mickey at Mississippi State (1/31/15)
11 - Jordan Mickey vs. Savannah State (1/3/15)
11 - Josh Gray vs. UMass (12/2/14)

FIELD GOAL ATTEMPTS

24 - Jordan Mickey vs. Weber State (12/13/14)
21 - Jordan Mickey vs. Sam Houston State (12/13/14)
19 - Jordan Mickey at Vanderbilt (1/24/15)
18 - Three times by two players

FIELD GOAL PERCENTAGE (MIN. 6 MADE)

.875 (7-of-8) - Jordan Mickey at Auburn (2/24/15)
.875 (7-of-8) - Brian Bridgewater vs. McNeese (11/29/14)
.846 (11-of-13) - Jordan Mickey vs. Savannah St. (1/3/15)
.818 (9-of-11) - Jordan Mickey vs. Gardner-Webb (11/15/14)
.750 (9-of-12) - Jarell Martin at Ole Miss (1/14/15)

3-PT FIELD GOALS MADE

6 - Jalyn Patterson at Arkansas (3/7/15)
6 - Tim Quarterman vs. Georgia (1/10/15)

Team Superlatives

POINTS

High: 93 - vs. GARDNER-WEBB (11/15/14)
87 - vs. GEORGIA (1/10/15)
87 - vs. SOUTHERN MISS (12/29/14)
84 - at Auburn (2/24/15)
83 - vs. MCNEESE STATE (11/29/14)
Low: 61 - vs. Ole Dominion (11/21/14)
61 - vs. Clemson (11/24/14)
62 - at Texas A&M (2/17/15)
63 - vs. TENNESSEE (3/4/15)
64 - twice

FIELD GOALS MADE

High: 37 - at Auburn (2/24/15)
36 - vs. GARDNER-WEBB (11/15/14)
35 - vs. SOUTHERN MISS (12/29/14)
35 - vs. UMass (12/02/14)
Low: 19 - vs. TENNESSEE (3/4/15)
19 - vs. Auburn (3/13/15)
20 - vs. Old Dominion (11/21/14)

FIELD GOAL ATTEMPTS

High: 71 - vs. SOUTHERN MISS (12/29/14)
71 - vs. TEXAS TECH (11/18/14)
69 - at Mississippi State (1/31/15)
69 - vs. GARDNER-WEBB (11/15/14)
Low: 44 - vs. ALABAMA (2/7/15)
46 - vs. CHARLESTON (12/22/14)
47 - twice

FIELD GOAL PERCENTAGE

High: .578 - (37-64) at Auburn
.550 - (37-60) vs. SAVANNAH STATE
.541 - (33-61) vs. MCNEESE STATE
Low: .358 - (19-53) vs. Auburn
.364 - (24-66) at Missouri
.366 - (26-71) vs. TEXAS TECH

3-PT FIELD GOALS MADE

High: 11 - vs. GEORGIA (1/10/15)
9 - at Arkansas (3/7/15)
9 - at Tennessee (2/14/15)
Low: 1 - vs. Clemson (11/24/14)
2 - vs. TEXAS TECH (11/18/14)
2 - vs. SAVANNAH STATE (1/3/15)

5 - Keith Hornsby vs. Tennessee (3/4/15)
5 - Keith Hornsby at Ole Miss (1/14/15)
4 - Keith Hornsby vs. Ole Miss (2/28/15)
4 - Jalyn Patterson at Auburn (2/24/15)
4 - Keith Hornsby at Tennessee (2/14/15)

3-PT FIELD GOAL ATTEMPTS

10 - Keith Hornsby at Mississippi State (1/31/15)
10 - Tim Quarterman vs. Georgia (1/10/15)
10 - Tim Quarterman vs. Georgia (1/10/15)
9 - Four times by three players

3-PT FIELD GOAL PERCENTAGE (MIN. 4 MADE)

.750 (6-of-8) - Jalyn Patterson at Arkansas (3/7/15)
.600 (6-of-10) - Tim Quarterman vs. Georgia (1/10/15)
.571 (4-of-7) - Keith Hornsby vs. Ole Miss (2/28/15)
.556 (5-of-9) - Keith Hornsby vs. Tennessee (3/4/15)
.500 (5-of-10) - Keith Hornsby at Ole Miss (1/14/15)

FREE THROWS MADE

11 - Jarell Martin vs. Florida (2/21/15)
10 - Jordan Mickey vs. Alabama (2/7/15)
9 - Jarell Martin vs. Old Dominion (11/21/14)
8 - Six times by five players

FREE THROWS ATTEMPTED

18 - Jarell Martin vs. Auburn (3/13/15)
16 - Jarell Martin vs. Florida (2/21/15)
13 - Tim Quarterman vs. Auburn (3/13/15)
13 - Jordan Mickey vs. Alabama (2/7/15)

3-PT FIELD GOAL ATTEMPTS

High: 29 - vs. GEORGIA (1/10/15)
24 - at Texas A&M (2/17/15)
23 - three times
Low: 8 - vs. Weber State (11/22/14)
9 - vs. SAVANNAH STATE (1/3/15)
10 - two times

3-PT FIELD GOAL PERCENTAGE

High: .615 - (8-13) at Florida (1/20/15)
.533 - (8-15) at West Virginia (12/4/14)
.500 - (7-14) at UAB (12/18/14)
Low: .077 - (1-13) vs. Clemson (11/24/14)
.105 - (2-19) vs. TEXAS TECH (11/18/14)
.174 - (4-23) at Mississippi State (1/31/15)

FREE THROWS MADE

High: 25 - vs. Auburn (3/13/15)
23 - vs. ALABAMA (2/7/15)
21 - vs. FLORIDA (2/21/15)
21 - vs. CHARLESTON (12/22/14)
Low: 3 - at Auburn (2/24/15)
5 - vs. Weber State (11/22/14)
6 - at Arkansas (3/7/15)

FREE THROW ATTEMPTS

High: 44 - vs. Auburn (3/13/15)
38 - vs. ALABAMA (2/7/15)
29 - vs. CHARLESTON (12/22/14)
Low: 6 - vs. Weber State (11/22/14)
8 - vs. SAVANNAH STATE (1/3/15)
8 - at Auburn (2/24/15)

FREE THROW PERCENTAGE

High: .944 - (17-18) at Florida (1/20/15)
.929 - (13-14) vs. GARDNER-WEBB (11/15/14)
.889 - (16-18) at UAB (12/18/14)
Low: .375 - (3-8) at Auburn (2/24/15)
.524 - (11-21) at MISSISSIPPI STATE (1/31/15)
.545 - (6-11) at Arkansas (3/7/15)
.545 - (12-22) vs. NC State (3/9/15)

FREE THROW PERCENTAGE (MIN. 7 MADE)

1.000 (8-of-8) - Jarell Martin vs. Florida (2/21/15)
1.000 (7-of-7) - Tim Quarterman vs. Sam Houston (12/13/14)
.889 (8-of-9) - Tim Quarterman vs. Ole Miss (2/28/15)
.875 (7-of-8) - Jarell Martin at Florida (1/20/15)
.875 (7-of-8) - Tim Quarterman at Mizzou (1/8/15)
.875 (7-of-8) - Jarell Martin vs. Charleston (12/22/14)

REBOUNDS

20 - Jordan Mickey at Mississippi State (1/31/15)
17 - Jordan Mickey at Missouri (1/8/15)
16 - Jarell Martin vs. Auburn (3/13/15)
16 - Jarell Martin vs. Auburn (2/5/15)
15 - Jordan Mickey vs. Sam Hosuton (12/13/14)

ASSISTS

10 - Tim Quarterman vs. Ole Miss (2/28/15)
10 - Josh Gray at Ole Miss (1/14/15)
8 - Tim Quarterman at Texas A&M (2/17/15)
8 - Tim Quarterman at Florida (1/20/15)
8 - Josh Gray vs. Savannah State (1/3/15)
8 - Tim Quarterman at UAB (12/18/14)

STEALS

5 - Tim Quarterman at Texas A&M (2/17/15)
3 - 18 times by five players

BLOCKED SHOTS

7 - Jordan Mickey at Tennessee (2/14/15)
7 - Jordan Mickey at Texas A&M (1/17/15)
7 - Jordan Mickey at UAB (12/18/14)
6 - Eight times by two players

REBOUNDS

High: 50 - at Missouri (1/8/15)
47 - vs. TEXAS TECH (11/18/14)
47 - vs. GARDNER-WEBB (11/15/14)
Low: 29 - vs. TENNESSEE (3/4/15)
31 - at Texas A&M (2/17/15)
32 - vs. SOUTH CAROLINA (1/28/15)

ASSISTS

High: 25 - vs. SAVANNAH STATE (1/3/15)
22 - at Auburn (2/24/15)
22 - vs. SOUTHERN MISS (12/29/14)
Low: 10 - at Mississippi State (1/31/15)
11 - vs. Old Dominion (11/21/14)
11 - vs. Auburn (3/13/15)

steals

High: 13 - vs. GEORGIA (1/10/15)
12 - vs. SAVANNAH STATE (1/3/15)
11 - at Missouri (1/8/15)
11 - vs. SOUTHERN MISS (12/29/14)
11 - vs. MASSACHUSETTS (12/2/14)
Low: 3 - vs. AUBURN (2/5/15)
3 - at Tennessee (2/14/15)
4 - vs. SAM HOUSTON STATE (12/13/14)
4 - vs. TENNESSEE (3/4/15)

BLOCKED SHOTS

High: 13 - vs. SOUTH CAROLINA (1/28/15)
11 - vs. TEXAS A&M (1/17/15)
11 - vs. CHARLESTON (12/22/14)
Low: 1 - vs. Clemson (11/24/14)
1 - at Florida (1/20/15)
2 - vs. Weber State (11/22/14)
2 - at Vanderbilt (1/24/15)
2 - at Arkansas (3/7/15)

Game-by-Game Team Statistics

OPPONENT	1ST	2ND	SCORE	MAR	FG	PCT.	3FG	PCT.	FT	PCT.	REB.	MAR.	FLS	A	TO	BLKS	STLS
	HALF	HALF															
Gardner-Webb	43	39	82		35-75	46.7	9-33	27.3	3-5	60.0	28		15	17	10	0	12
LSU (W 1-0)	42	51	93	+11	36-69	52.2	13-14	34.8	13-14	92.9	47	+19	8	19	18	3	7
Texas Tech	36	23	64		21-59	35.6	3-12	25.0	19-28	67.9	46		21	9	17	6	4
LSU (W 2-0) [OT]	24	35	69	+5	26-71	36.6	2-19	10.5	15-23	65.2	47	+1	21	14	13	6	8
LSU (L 2-1)	30	31	61	-9	20-51	39.2	5-16	31.3	16-25	64.0	40	+2	22	11	16	4	5
Old Dominion	33	37	70		26-61	42.6	7-14	50.0	11-23	47.8	38		21	11	9	2	7
LSU (W 3-1)	28	44	72	+14	32-65	49.2	3-8	37.5	5-6	83.3	34	+5	14	16	13	2	8
Weber State	27	31	58		20-47	42.6	5-12	41.7	13-18	72.2	29		13	10	18	3	8
Clemson	30	34	64		24-57	42.1	6-17	35.3	10-15	66.7	35		14	9	15	3	3
LSU (L 3-2)	31	30	61	-3	23-61	37.7	1-13	7.7	14-20	70.0	38	+3	13	13	13	1	7
McNeese State	39	33	72		29-64	45.3	7-21	33.3	7-15	46.7	35		17	14	15	1	11
LSU (W 4-2)	39	44	83	+11	33-61	54.1	5-15	33.3	12-18	66.7	38	+3	12	20	13	3	9
Massachusetts	32	28	60		23-61	37.7	2-13	15.4	12-19	63.2	32		17	6	18	3	12
LSU (W 5-2)	44	38	82	+22	35-65	53.8	5-13	38.5	7-11	63.6	41	+9	16	15	19	10	11
LSU (W 6-2)	38	36	74	+1	26-56	46.4	8-15	53.3	14-18	77.8	44	+9	20	15	24	6	9
West Virginia	43	30	73		23-67	34.3	5-17	29.4	22-32	68.8	35		16	11	12	6	19
Sam Houston State	31	36	67		25-73	34.2	8-23	34.8	9-15	60.0	50		22	8	10	4	4
LSU (W 7-2)	34	42	76	+9	26-61	42.6	5-13	38.5	19-26	73.1	42	-8	10	16	7	9	4
LSU (W 8-2)	33	46	79	+9	28-61	45.9	7-14	50.0	16-18	88.9	34	-2	9	15	10	7	9
UAB	39	31	70		29-65	44.6	9-24	37.5	3-4	75.0	36		14	17	14	5	4
Charleston	15	32	47		18-64	28.1	3-11	27.3	8-12	66.7	34		21	9	17	1	14
LSU (W 9-2)	35	36	71	+24	22-46	47.8	6-13	46.2	21-29	72.4	43	+9	16	17	21	11	8
Southern Miss	33	34	67		23-57	40.4	9-25	36.0	12-20	60.0	28		14	9	15	1	7
LSU (W 10-2)	49	38	87	+20	35-71	49.3	6-19	31.6	11-16	68.8	46	+18	15	22	13	7	11
Savannah State	25	34	59		25-54	46.3	2-7	28.6	7-14	50.0	23		10	9	18	1	12
LSU (W 11-2)	31	44	75	+16	33-60	55.0	2-9	22.2	7-8	87.5	38	+15	13	25	18	9	12
LSU (L 11-3,0-1) [OT]	30	35	67	-7	24-66	36.4	6-22	27.3	13-23	56.5	50	+11	18	12	19	6	11
Missouri	27	38	74		27-67	40.3	9-22	40.9	11-15	73.3	39		19	16	14	5	7
Georgia	36	31	84		28-68	41.2	2-12	16.7	26-35	74.3	50		23	11	20	3	7
LSU (W 12-3, 1-1) [2OT]	42	25	87	+3	30-66	45.5	11-29	37.9	16-23	69.6	34	-16	25	19	14	10	13
LSU (W 13-3, 2-1)	32	43	75	+4	26-60	43.3	6-20	30.9	17-23	73.9	41	-6	11	16	15	9	5
Ole Miss	28	43	71		27-78	34.6	5-23	21.7	12-16	75.0	47		17	14	12	2	9
Texas A&M	32	35	67		27-65	41.5	4-10	40.0	9-11	81.8	41		12	10	13	4	7
LSU (L 13-4, 2-2)	40	34	64	-3	25-64	39.1	7-23	30.4	7-11	63.6	40	-1	14	17	16	11	9
LSU (W 14-4, 3-2)	37	42	79	+18	27-52	51.9	8-13	61.5	17-18	94.4	35	+5	15	17	16	1	6
Florida	32	29	61		23-60	38.3	3-16	18.8	12-17	70.6	30		17	12	13	3	9
LSU (W 15-4, 4-2) [OT]	30	39	79	+4	30-64	46.9	6-15	40.0	13-23	56.5	42	+6	15	13	19	2	6
Vanderbilt	35	34	75		27-63	42.9	7-23	30.4	14-17	82.4	36		20	18	16	7	9
South Carolina	28	30	58		21-61	34.4	7-19	36.8	9-15	60.0	40		17	11	15	7	6
LSU (W 16-4, 5-2)	29	35	64	+6	22-48	45.8	5-14	35.7	15-19	78.9	32	-8	13	13	14	13	7
LSU (L 16-5, 5-3)	28	39	67	-6	26-69	37.7	4-23	17.4	11-21	52.4	43	+3	24	10	15	6	6
Mississippi State	31	42	73		23-52	44.2	4-11	36.4	23-35	65.7	40		18	12	13	2	12
Auburn	41	40	81		26-61	42.6	9-20	45.0	20-27	74.1	38		21	13	14	5	10
LSU (L 16-6, 5-4)	39	38	77	-4	29-66	43.9	4-17	23.5	15-23	65.2	45	+7	12	12	15	8	3
Alabama	20	40	60		20-61	32.8	8-26	30.8	12-19	63.2	36		24	5	10	2	6
LSU (W 17-6, 6-4)	30	41	71	+11	22-44	50.0	4-10	40.0	23-38	60.5	40	+4	15	12	12	5	5
Kentucky	38	33	71		31-68	45.6	2-12	16.7	7-11	63.6	40		14	14	8	9	5
LSU (L 17-7, 6-5)	34	35	69	-2	28-59	47.5	3-10	30.0	10-16	63.5	35	-5	12	13	9	5	6
LSU (W 18-7, 7-5)	47	26	73	+18	25-47	53.2	9-19	47.4	14-18	77.8	36	+8	16	18	15	9	3
Tennessee	20	35	55		21-57	36.8	2-14	14.3	11-17	64.7	28		18	9	11	2	11
LSU (L 18-8, 7-6)	36	26	62	-6	23-54	42.6	8-24	33.3	8-10	80.0	31	-7	22	17	13	3	8
Texas A&M	31	37	68		25-55	28.6	4-14	28.6	14-26	53.8	38		17	14	13	6	5
Florida	26	37	63		24-68	35.3	6-23	26.1	9-12	75.0	42	+6	19	14	15	7	8
LSU (W 19-8, 8-6)	33	37	70	+7	22-55	40.0	5-17	29.4	21-27	77.8	36		9	14	15	9	8
LSU (W 20-8, 9-6)	41	43	84	+23	37-64	57.8	7-21	33.3	3-8	37.5	36	+7	16	22	11	4	10
Auburn	34	27	61		20-53	37.7	7-25	28.0	14-17	82.4	29		15	14	16	2	4
Ole Miss	27	36	63		23-60	38.3	4-14	28.6	13-21	61.9	44		24	8	17	4	5
LSU (W 21-8, 10-6)	23	50	73	+10	26-60	43.3	5-17	29.4	16-24	66.7	35	-9	16	17	10	6	5
Tennessee	33	45	78		33-63	52.4	8-21	38.1	4-7	57.1	35		18	11	7	6	9
LSU (L 21-9, 10-7)	33	30	63	-15	19-47	40.4	7-21	33.3	18-24	75.0	29	-6	13	15	11	3	4
LSU (W 22-9, 11-7)	41	40	81	+3	33-66	50.0	9-21	42.9	6-11	54.5	35	-4	18	16	14	2	7
Arkansas	35	43	78		28-66	42.4	7-25	28.0	15-23	65.2	39		19	19	12	7	9
SEC Tournament-Nashville, Tenn.																	
Auburn	24	40	73		21-56	37.5	7-16	43.8	24-36	66.7	39		27	12	12	2	7
LSU (L 22-10) [OT]	28	36	70	-3	19-53	35.8	7-17	41.2	25-44	56.8	46	+7	26	11	17	8	5
NCAA Tournament Second Round-Pittsburgh, Pa.																	
LSU (L 22-11)	40	25	65	-1	24-60	40.0	5-15	33.3	12-22	54.5	41	+2	10	14	8	6	5
NC State	26	40	66		28-66	42.4	5-24	20.8	5-7	71.4	39		15	11	11	2	2

Gardner-Webb (H-W)

F-Jarell Martin
F-Jordan Mickey
C-Elbert Robinson III
G-Keith Hornsby
G-Josh Gray

Texas Tech (H-W)

F-Jarell Martin
F-Jordan Mickey
C-Elbert Robinson III
G-Keith Hornsby
G-Josh Gray

Old Dominion (N-L)

F-Jarell Martin
F-Jordan Mickey
C-Elbert Robinson III
G-Keith Hornsby
G-Josh Gray

Weber State (N-W)

F-Jarell Martin
F-Jordan Mickey
C-Elbert Robinson III
G-Keith Hornsby
G-Josh Gray

Clemson (N-L)

F-Jarell Martin
F-Jordan Mickey
F-John Odo
G-Keith Hornsby
G-Josh Gray

McNeese State (H-W)

F-Jarell Martin
F-John Odo
G-Keith Hornsby
G-Josh Gray
G-Tim Quarterman

Massachusetts (H-W)

F-Jarell Martin
F-Jordan Mickey
F-John Odo
G-Keith Hornsby
G-Josh Gray

West Virginia (A-W)

F-Jarell Martin
F-Jordan Mickey
F-John Odo
G-Keith Hornsby
G-Josh Gray

Sam Houston State (H-W)

F-Jarell Martin
F-Jordan Mickey
F-John Odo
G-Keith Hornsby
G-Josh Gray

UAB (A-W)

F-Jarell Martin
F-Jordan Mickey
F-John Odo
G-Keith Hornsby
G-Tim Quarterman

Charleston (H-W)

F-Aaron Epps
F-Jordan Mickey
F-John Odo
G-Keith Hornsby
G-Tim Quarterman

Southern Miss (H-W)

F-Jarell Martin
F-Jordan Mickey
F-John Odo
G-Keith Hornsby
G-Josh Gray

Savannah State (H-W)

F-Jarell Martin
F-Aaron Epps
F-Jordan Mickey
G-Keith Hornsby
G-Josh Gray

Missouri (A-L)

F-Jarell Martin
F-Jordan Mickey
F-John Odo
G-Keith Hornsby
G-Josh Gray

Georgia (H-W)

F-Jarell Martin
F-Jordan Mickey
F-John Odo
G-Keith Hornsby
G-Josh Gray

Ole Miss (A-W)

F-Jarell Martin
F-Jordan Mickey
C-Darcy Malone
G-Keith Hornsby
G-Josh Gray

Texas A&M (H-L)

F-Jarell Martin
F-Darcy Malone
F-Jordan Mickey
G-Keith Hornsby
G-Josh Gray

Florida (A-W)

F-Jarell Martin
F-Jordan Mickey
C-Darcy Malone
G-Keith Hornsby
G-Josh Gray

Vanderbilt (A-W)

F-Jarell Martin
F-Jordan Mickey
C-Darcy Malone
G-Keith Hornsby
G-Josh Gray

South Carolina (H-W)

F-Jarell Martin
F-Darcy Malone
F-Jordan Mickey
G-Keith Hornsby
G-Josh Gray

Mississippi State (A-L)

F-Jarell Martin
F-Jordan Mickey
C-Darcy Malone
G-Keith Hornsby
G-Josh Gray

Auburn (H-L)

F-Jarell Martin
F-Jordan Mickey
C-Darcy Malone
G-Keith Hornsby
G-Josh Gray

Alabama (H-W)

F-Jarell Martin
F-Jordan Mickey
G-Keith Hornsby
G-Jalyn Patterson
G-Tim Quarterman

Kentucky (H-L)

F-Jarell Martin
F-Jordan Mickey
G-Keith Hornsby
G-Jalyn Patterson
G-Tim Quarterman

Tennessee (A-W)

F-Jarell Martin
F-Jordan Mickey
G-Keith Hornsby
G-Jalyn Patterson
G-Tim Quarterman

Texas A&M (A-L)

F-Jarell Martin
F-Jordan Mickey
G-Keith Hornsby
G-Jalyn Patterson
G-Tim Quarterman

Florida (H-W)

F-Jarell Martin
F-Jordan Mickey
G-Keith Hornsby
G-Jalyn Patterson
G-Tim Quarterman

Auburn (A-W)

F-Jarell Martin
F-Jordan Mickey
G-Keith Hornsby
G-Jalyn Patterson
G-Tim Quarterman

Ole Miss (H-W)

F-Jarell Martin
F-Jordan Mickey
G-Keith Hornsby
G-Jalyn Patterson
G-Tim Quarterman

Tennessee (H-L)

F-Jarell Martin
F-Jordan Mickey
G-Keith Hornsby
G-Jalyn Patterson
G-Tim Quarterman

Arkansas (A-W)

F-Jarell Martin
C-Darcy Malone
G-Keith Hornsby
G-Jalyn Patterson
G-Tim Quarterman

Auburn (SECT-N-L)

F-Jarell Martin
F-Jordan Mickey
G-Keith Hornsby
G-Jalyn Patterson
G-Tim Quarterman

NC State (NCAAT-L)

F-Jarell Martin
F-Jordan Mickey
G-Keith Hornsby
G-Jalyn Patterson
G-Tim Quarterman

Lineup Records

Record 5-2

F-Jarell Martin
F-Jordan Mickey
F-John Odo
G-Keith Hornsby
G-Josh Gray

Record 5-5

F-Jarell Martin
F-Jordan Mickey
G-Keith Hornsby
G-Jalyn Patterson
G-Tim Quarterman

Record 4-3

F-Jarell Martin
F-Jordan Mickey
C-Darcy Malone
G-Keith Hornsby
G-Josh Gray

Record 3-1

F-Jarell Martin
F-Jordan Mickey
C-Elbert Robinson III
G-Keith Hornsby
G-Josh Gray

Record 1-0

F-Jarell Martin
C-Darcy Malone
G-Keith Hornsby
G-Jalyn Patterson
G-Tim Quarterman

Record 1-0

F-Jarell Martin
F-John Odo
G-Keith Hornsby
G-Josh Gray
G-Tim Quarterman

Record 1-0

F-Jarell Martin
F-Jordan Mickey
F-John Odo
G-Keith Hornsby
G-Tim Quarterman

Record 1-0

F-Aaron Epps
F-Jordan Mickey
F-John Odo
G-Keith Hornsby
G-Tim Quarterman

Record 1-0

F-Jarell Martin
F-Aaron Epps
F-Jordan Mickey
G-Keith Hornsby
G-Josh Gray

ALABAMA

JAN. 23 • TUSCALOOSA, ALA.
COLEMAN COLISEUM • 1 P.M. ESPN
FEB. 17 • BATON ROUGE, LA.
PETE MARAVICH ASSEMBLY CENTER • 8 P.M. SECN

Location: Tuscaloosa, Ala.
 Enrollment: 37,100
 President: Dr. Stuart R. Bell
 Athletic Director: Bill Battle
 Arena: Coleman Coliseum
 School Colors: Crimson and White
 Nickname: Crimson Tide

COACHING STAFF:

Head Coach: Avery Johnson
 Record at School: 0-0 (1st year)
 Overall Record: 0-0 (1st year)
 Assistants: Bob Simon, Scott Pospichal, Antoine Pettway

TEAM/PLAYER INFO:

Series v. LSU: Alabama leads, 103-70
 2014-15 Record: 19-15
 Conference Record/Place: 8-10 (T-8th)
 Postseason: None
 Lettermen Returning/Lost: 6/5
 Starters Returning/Lost: 3/2

MEDIA RELATIONS:

SID: Aaron Jordan
 Office Phone: (205) 348-6084
 Cell Phone: (205) 913-1979
 Email: ajordan@ia.ua.edu
 Athletic Website: www.rolltide.com
 Twitter: @AlabamaMBB



ARKANSAS

JAN. 16 • BATON ROUGE, LA.
PETE MARAVICH ASSEMBLY CENTER • 7:30 P.M. SECN
FEB. 23 • FAYETTEVILLE, ARK.
BUD WALTON ARENA • 6 P.M. ESPN/U/SECN

Location: Fayetteville, Ark.
 Enrollment: 26,300
 President: Dr. Daniel Ferritor
 Athletic Director: Jeff Long
 Arena: Burton Bud Walton Arena
 School Colors: Cardinal and White
 Nickname: Razorbacks

COACHING STAFF:

Head Coach: Mike Anderson
 Record at School: 86-48 (5th year)
 Overall Record: 286-146 (14th year)
 Assistants: Melvin Watkins, Matt Zimmerman, T.J. Cleveland

TEAM/PLAYER INFO:

Series v. LSU: Arkansas leads, 32-27
 2014-15 Record: 27-9
 Conference Record/Place: 13-5 (2nd)
 Postseason: NCAA Tournament Third Round
 Lettermen Returning/Lost: 7/6
 Starters Returning/Lost: 1/4

MEDIA RELATIONS:

SID: David Beall
 Office Phone: (479) 575-3114
 Cell Phone: (479) 445-5336
 Email: jdb048@uark.edu
 Athletic Website: www.ArkansasRazorbacks.com
 Twitter: @RazorbackMBB



FLORIDA

JAN. 9 • GAINESVILLE, FLA.
O'CONNELL CENTER • TBA CBS
FEB. 27 • BATON ROUGE, LA.
PETE MARAVICH ASSEMBLY CENTER • TBA ESPN/2

Location: Gainesville, Fla.
 Enrollment: 49,042
 President: Stephen C. O'Connell Center
 Athletic Director: Jeremy Foley
 Arena: Stephen C. O'Connell Center
 School Colors: Orange and Blue
 Nickname: Gators

COACHING STAFF:

Head Coach: Mike White
 Record at School: 0-0 (1st year)
 Overall Record: 101-40 (5th year)
 Assistants: Dusty May, Jordan Mincy, Darris Nichols

TEAM/PLAYER INFO:

Series v. LSU: LSU leads, 62-43
 2014-15 Record: 16-17
 Conference Record/Place: 8-10 (T-8th)
 Postseason: None
 Lettermen Returning/Lost: 7/5
 Starters Returning/Lost: 2/3

MEDIA RELATIONS:

SID: Denver Parler
 Office Phone: (352) 375-4683 ext. 6135
 Cell Phone: (352) 318-3493
 Email: denverp@gators.ufl.edu
 Athletic Website: www.GatorZone.com
 Twitter: @GatorsMBK



AMERICAN

DEC. 22, 2015 • BATON ROUGE, LA.
PETE MARAVICH ASSEMBLY CENTER • 7 P.M. SECN

Location: Washington, D.C.
 Enrollment: 13,061
 President: Cornelius M. Kerwin
 Athletic Director: Dr. Billy Walker
 Arena: Bender Arena
 School Colors: Blue and Red
 Nickname: Eagles
 Conference: Patriot League

COACHING STAFF:

Head Coach: Mike Brennan
 Record at School: 37-29 (3rd year)
 Overall Record: 37-29 (3rd year)
 Assistants: Scott Greenman, Matt Wolff, Eddie Jackson

TEAM/PLAYER INFO:

Series v. LSU: First Meeting
 2014-15 Record: 17-16
 Conference Record/Place: 8-10 (T-6th)
 Postseason: None
 Starters Returning/Lost: 2/3

MEDIA RELATIONS:

SID: Nick Guerriero
 Office Phone: (202) 885-3032
 Email: nickg@american.edu
 Athletic Website: www.aueagles.com
 Twitter: @AU_MBasketball



AUBURN

FEB. 2 • AUBURN, ALA.
AUBURN ARENA • 6 P.M. ESPN/U/SECN

Location: Auburn, Ala.
 Enrollment: 25,912
 President: Dr. Jay Gogue
 Athletic Director: Jay Jacobs
 Arena: Auburn Arena
 School Colors: Burnt Orange and Navy Blue
 Nickname: Tigers

COACHING STAFF:

Head Coach: Bruce Pearl
 Record at School: 15-20 (2nd year)
 Overall Record: 477-165 (21st year)
 Assistants: Chuck Person, Harris Adler, Todd Golden

TEAM/PLAYER INFO:

Series v. LSU: LSU leads, 66-84
 2014-15 Record: 15-20
 Conference Record/Place: 4-14 (13th)
 Postseason: None
 Lettermen Returning/Lost: 8/7
 Starters Returning/Lost: 3/3

MEDIA RELATIONS:

SID: Chuck Gallina
 Office Phone: (334) 844-9784
 Cell Phone: (334) 750-1386
 Email: chuckg@auburn.edu
 Athletic Website: www.auburntigers.com
 Twitter: @AuburnMBB



GARDNER WEBB

DEC. 16 • BATON ROUGE, LA.
PETE MARAVICH ASSEMBLY CENTER • 6 P.M. SECN

Location: Boiling Springs, N.C.
 Enrollment: 4,900
 President: Dr. A. Frank Bonner
 Athletic Director: Chuck Burch
 Arena: Paul Porter Arena
 School Colors: Scarlett and Black
 Nickname: Runnin' Bulldogs
 Conference: Big South

COACHING STAFF:

Head Coach: Tim Craft
 Record at School: 38-30 (3rd year)
 Overall Record: 38-30 (3rd year)
 Assistants: Jeremy Luther, Paul Hemrick, DeAntoine Beasley

TEAM/PLAYER INFO:

Series v. LSU: 0-1
 2014-15 Record: 20-15
 Conference Record/Place: 10-8 (7th)
 Postseason: None
 Lettermen Returning/Lost: 6/5
 Starters Returning/Lost: 3/2

MEDIA RELATIONS:

SID: Whitney Noble
 Office Phone: (704) 406-3981
 Email: wnoble@gardner-webb.edu
 Cell Phone: (813) 957-7546
 Athletic Website: www.gwusports.com
 Twitter: @gwusports



ARIZONA STATE

NOV. 24 • LEGENDS CLASSIC-BROOKLYN, N.Y.
POSSIBLE OPPONENT • TBA ESPN2/U

Location: Tempe, Ariz.
 Enrollment: 76,771
 President: Dr. Michael Crow
 Athletic Director: Ray Anderson
 Arena: Wells Fargo Arena
 School Colors: Maroon and Gold
 Nickname: Sun Devils
 Conference: Pac-12

COACHING STAFF:

Head Coach: Bobby Hurley
 Record at School: 0-0 (1st year)
 Overall Record: 42-20 (3rd year)
 Assistants: Rashon Burno, Levi Watkins, Brian Merritt

TEAM/PLAYER INFO:

Series v. LSU: Arizona State leads, 2-0
 2014-15 Record: 13-19
 Conference Record/Place: 4-14 (9th)
 Postseason: None
 Lettermen Returning/Lost: 6/6
 Starters Returning/Lost: 4/1

MEDIA RELATIONS:

SID: Doug Tammaro
 Office Phone: (480) 965-5799
 Email: tammaro@asu.edu
 Cell Phone: (480) 734-7795
 Athletic Website: www.thesundevils.com
 Twitter: @SunDevilHoops



CHARLESTON

NOV. 30 • CHARLESTON, S.C.
TD ARENA • 6 P.M.

Location: Charleston, S.C.
 Enrollment: 11,649
 President: Glenn F. McConnell
 Athletic Director: Joe Hull
 Arena: TD Arena
 School Colors: Maroon and White
 Nickname: Cougars
 Conference: Colonial Athletic Association

COACHING STAFF:

Head Coach: Earl Grant
 Record at School: 9-24 (2nd year)
 Overall Record: 9-24 (2nd year)
 Assistants: Dick Bender, Milan Brown, Quinton Ferrell

TEAM/PLAYER INFO:

Series v. LSU: LSU leads, 1-0
 2014-15 Record: 9-24
 Conference Record/Place: 3-15 (10th)
 Postseason: None
 Lettermen Returning/Lost: 10/4
 Starters Returning/Lost: 4/1

MEDIA RELATIONS:

SID: Marlene Navar
 Office Phone: (843) 953-6720
 Email: navormu@cofc.edu
 Cell Phone: (843) 647-9916
 Athletic Website: www.CofCSports.com
 Twitter: @CofCBasketball



GEORGIA

JAN. 26 • BATON ROUGE, LA.
PETE MARAVICH ASSEMBLY CENTER • 8 P.M. ESPN/U

Location: Athens, Ga.
 Enrollment: 34,197
 President: Jere W. Morehead
 Athletic Director: Greg McGarity
 Arena: Stegmen Coliseum
 School Colors: Red and Black
 Nickname: Bulldogs

COACHING STAFF:

Head Coach: Mark Fox
 Record at School: 106-89 (7th year)
 Overall Record: 229-132 (12th year)
 Assistants: Philip Pearson, Jonas Hayes, Yasir Rosemond

TEAM/PLAYER INFO:

Series v. LSU: LSU leads, 63-44
 2014-15 Record: 21-12
 Conference Record/Place: 11-7 (T-3rd)
 Postseason: NCAA Tournament Second Round
 Lettermen Returning/Lost: 9/5
 Starters Returning/Lost: 3/2

MEDIA RELATIONS:

SID: Mike Mobley
 Office Phone: (706) 548-0858
 Cell Phone: (706) 540-7486
 Email: mmboley@sports.uga.edu
 Athletic Website: www.georgiadogs.com
 Twitter: @UGABasketball



HOUSTON

DEC. 13 • HOUSTON, TEXAS
HOFHEINZ PAVILION • 7 P.M. ESPNU



Location: Houston, Texas
 Enrollment: 39,974
 President: Dr. Renu Khator
 Athletic Director: Hunter Yurachek
 Arena: Hofheinz Pavilion
 School Colors: Scarlet and White
 Nickname: Cougars
 Conference: American Athletic Conference

COACHING STAFF:

Head Coach: Kelvin Sampson
 Record at School: 13-19 (2nd year)
 Overall Record: 513-289(27th year)
 Assistants: Alvin Brooks, Talvin Hester, Kellen Sampson

TEAM/PLAYER INFO:

Series v. LSU: Houston leads, 9-7
 2014-15 Record: 13-19
 Conference Record/Place: 4-14 (10th)
 Postseason: None
 Lettermen Returning/Lost: 6/4
 Starters Returning/Lost: 4/1

MEDIA RELATIONS:

SID: Jeff Conrad
 Office Phone: (713) 743-9410
 Email: jaconrad@central.uh.edu
 Cell Phone: (713) 557-3841
 Athletic Website: www.UHCougars.com
 Twitter: @UHCougarMBK

KENNESAW STATE

NOV. 16 • LEGENDS CLASSIC- BATON ROUGE, LA.
PETE MARAVICH ASSEMBLY CENTER • 8 P.M. (ESPNU)



Location: Kennesaw, Ga.
 Enrollment: 32,500
 President: Dr. Dan Papp
 Athletic Director: Vaughn Williams
 Arena: KSU Convocation Center
 School Colors: Black and Gold
 Nickname: Owls
 Conference: Atlantic Sun Conference

COACHING STAFF:

Head Coach: Al Skinner
 Record at School: 0-0 (First year)
 Overall Record: 385-291(22nd year)
 Assistants: Michael Cotton, Carlton Owens, Stephen Cox

TEAM/PLAYER INFO:

Series v. LSU: First Meeting
 2014-15 Record: 10-22
 Conference Record/Place: 4-10 (6th)
 Postseason: None
 Lettermen Returning/Lost: 5/6
 Starters Returning/Lost: 4/2

MEDIA RELATIONS:

SID: Joseph Feldman
 Office Phone: (470) 578-7789
 Email: jfeldma4@kennesaw.edu
 Cell Phone: (678) 787-0988
 Athletic Website: www.KSUOwls.com
 Twitter: @KSUOwlsMBB

KENTUCKY

JAN. 5 • BATON ROUGE, LA.
PETE MARAVICH ASSEMBLY CENTER • 8 P.M. ESPNU
MARCH 5 • LEXINGTON, KY.
RUPP ARENA • 1 P.M. CBS



Location: Lexington, Ky.
 Enrollment: 30,000
 President: Dr. Eli Capilouto
 Athletic Director: Mitch Barnhart
 Arena: Burton Rupp Arena
 School Colors: Blue and White
 Nickname: Wildcats

COACHING STAFF:

Head Coach: John Calipari
 Record at School: 190-38 (7th year)
 Overall Record: 593-176 (24th year)
 Assistants: Kenny Payne, Tony Barbee, John Robic

TEAM/PLAYER INFO:

Series v. LSU: Kentucky leads, 86-25
 2014-15 Record: 38-1
 Conference Record/Place: 18-0 (1st)
 Postseason: NCAA Tournament Final Four
 Lettermen Returning/Lost: 6/10
 Starters Returning/Lost: 1/5

MEDIA RELATIONS:

SID: Eric Lindsey, Deb Moore
 Office Phone: (959) 257-3838
 Cell Phone: (859) 619-0944
 Email: eric.lindsey@uky.edu; deb.moore@uky.edu
 Athletic Website: www.UKathletics.com
 Twitter: @KentuckyMBB

MARQUETTE

NOV. 23 • LEGENDS CLASSIC-BROOKLYN, N.Y.
BARCLAYS CENTER • 6 P.M. ESPNU



Location: Milwaukee, Wis.
 Enrollment: 12,000
 President: Dr. Michael R. Lovell
 Athletic Director: Bill Scholl
 Arena: BMO Harris Bradley Center
 School Colors: Blue and Gold
 Nickname: Golden Eagles
 Conference: BIG EAST

COACHING STAFF:

Head Coach: Steve Wojciechowski
 Record at School: 13-19 (2nd year)
 Overall Record: 13-19 (2nd year)
 Assistants: Chris Carrawell, Stan Johnson, Brett Nelson

TEAM/PLAYER INFO:

Series v. LSU: Marquette leads, 2-1
 2014-15 Record: 13-19
 Conference Record/Place: 4-14 (9th)
 Postseason: None
 Lettermen Returning/Lost: 5/5
 Starters Returning/Lost: 2/3

MEDIA RELATIONS:

SID: Scott Kuykendall
 Office Phone: (414) 288-4794
 Email: scott.kuykendall@marquette.edu
 Cell Phone: (414) 807-3490
 Athletic Website: www.gomarquette.com
 Twitter: @MarquetteMBB

MCNEESE STATE

NOV. 13 • BATON ROUGE, LA.
PETE MARAVICH ASSEMBLY CENTER • 8 P.M. ESPNU



Location: Lake Charles, La.
 Enrollment: 8,900
 President: Dr. Philip Williams
 Athletic Director: Bruce Hemphill
 Arena: Burton Coliseum
 School Colors: Blue and Gold
 Nickname: Cowboys
 Conference: Southland Conference

COACHING STAFF:

Head Coach: Dave Simmons
 Record at School: 127-152 (10th year)
 Overall Record: 154-181 (12th year)
 Assistants: Steve Welch, David Dumars, Preston David

TEAM/PLAYER INFO:

Series v. LSU: LSU leads, 23-0
 2014-15 Record: 15-16
 Conference Record/Place: 8-10 (7th)
 Postseason: None
 Lettermen Returning/Lost: 9/4
 Starters Returning/Lost: 2/3

MEDIA RELATIONS:

SID: Matthew Bonnette
 Office Phone: (337) 475-5207
 Email: wbonnette@mcneese.edu
 Cell Phone: (337) 263-4822
 Athletic Website: www.McNeeseSports.com
 Twitter: @McNeeseMBB

OLE MISS

JAN. 13 • BATON ROUGE, LA.
PETE MARAVICH ASSEMBLY CENTER • 8 P.M. ESPNU



Location: Oxford, Miss.
 Enrollment: 23,096
 President: Dr. Daniel W. Jones
 Athletic Director: Ross Bjork
 Arena: Pavilion at Ole Miss
 School Colors: Cardinal Red and Navy Blue
 Nickname: Rebels

COACHING STAFF:

Head Coach: Andy Kennedy
 Record at School: 192-114 (10th year)
 Overall Record: 213-127 (11th year)
 Assistants: Bill Armstrong, Tony Madlock, Todd Abernethy

TEAM/PLAYER INFO:

Series v. LSU: LSU leads, 119-87
 2014-15 Record: 21-13
 Conference Record/Place: 11-7(T-3rd)
 Postseason: NCAA Tournament Second Round
 Lettermen Returning/Lost: 5/6
 Starters Returning/Lost: 3/2

MEDIA RELATIONS:

SID: Daniel Snowden
 Office Phone: (662) 915-7509
 Cell Phone: (662) 816-7511
 Email: desnowde@olemiss.edu
 Athletic Website: www.olemisssports.com
 Twitter: @OleMissMBB

MISSISSIPPI STATE

FEB. 6 • BATON ROUGE, LA.
PETE MARAVICH ASSEMBLY CENTER • 5 P.M. ESPN2



Location: Starkville, Miss.
Enrollment: 20,873
President: Dr. Mark E. Keenum
Athletic Director: Scott Stricklin
Arena: Humphrey Coliseum
School Colors: Maroon and White
Nickname: Bulldogs

COACHING STAFF:

Head Coach: Ben Howland
Record at School: 0-0 (1st year)
Overall Record: 401-206 (20th year)
Assistants: George Brooks, Korey McCray, Ernie Zeigler

TEAM/PLAYER INFO:

Series v. LSU: LSU leads, 108-98
2014-15 Record: 13-19
Conference Record/Place: 6-12 (T-11th)
Postseason: None
Lettermen Returning/Lost: 7/6
Starters Returning/Lost: 4/1

MEDIA RELATIONS:

SID: Gregg Ellis
Office Phone: (662) 325-3595
Cell Phone: (662) 322-0145
Email: gellis@athletics.msstate.edu
Athletic Website: www.hailstate.com
Twitter: @HailStateMBK

MISSOURI

MARCH 1 • BATON ROUGE, LA.
PETE MARAVICH ASSEMBLY CENTER • 8 P.M. SECN



Location: Columbia, Mo.
Enrollment: 35,050
President: TBD
Athletic Director: Mack Rhoades
Arena: Mizzou Arena
School Colors: Old Gold and Black
Nickname: Tigers

COACHING STAFF:

Head Coach: Kim Anderson
Record at School: 9-23 (2nd year)
Overall Record: 238-118 (14th year)
Assistants: Rob Fulford, Brad Loos, Corey Tate

TEAM/PLAYER INFO:

Series v. LSU: LSU leads, 3-2
2014-15 Record: 9-23
Conference Record/Place: 3-15 (14th)
Postseason: None
Lettermen Returning/Lost: 6/5
Starters Returning/Lost: 3/2

MEDIA RELATIONS:

SID: Patrick Crawford
Office Phone: (573) 882-2531
Cell Phone: (573) 808-6050
Email: crawfordpa@missouri.edu
Athletic Website: www.mutigers.com
Twitter: @MizzouHoops

NC STATE

NOV. 24 • LEGENDS CLASSIC- BROOKLYN, N.Y.
POSSIBLE OPPONENT
BARCLAYS CENTER • TBA ESPN2/U



Location: Raleigh, N.C.
Enrollment: 38,909
President: Dr. Randy Woodson
Athletic Director: Deborah A. Yow
Arena: PNC Arena
School Colors: Red and Black
Nickname: Wolfpack
Conference: ACC

COACHING STAFF:

Head Coach: Mark Gottfried
Record at School: 92-52 (5th year)
Overall Record: 370-207 (19th year)
Assistants: Bobby Lutz, Orlando Early, Rob Moxley

TEAM/PLAYER INFO:

Series v. LSU: NC State leads, 1-0
2014-15 Record: 22-14
Conference Record/Place: 10-8 (T-6th)
Postseason: Fourth Round NCAA Tournament
Starters Returning/Lost: 3/2

MEDIA RELATIONS:

SID: Josh Rattray
Office Phone: (919) 515-1182
Email: jmrattray@ncsu.edu
Athletic Website: www.gopack.com
Twitter: @PackMensBball

NORTH FLORIDA

DECEMBER 2, 2015 • BATON ROUGE, LA.
PETE MARAVICH ASSEMBLY CENTER
7 P.M. SECN



Location: Jacksonville, Fla.
Enrollment: 16,252
President: John Delaney
Athletic Director: Lee Moon
Arena: UNF Arena
School Colors: Navy Blue and Gray
Nickname: Ospreys
Conference: Atlantic Sun

COACHING STAFF:

Head Coach: Matthew Driscoll
Record at School: 96-100 (6th year)
Overall Record: 122-177 (10th year)
Assistants: Bobby Kennan, Byron Taylor, Stephen Perkins

TEAM/PLAYER INFO:

Series v. LSU: First Meeting
2014-15 Record: 23-12
Conference Record/Place: 12-2 (1st)
Postseason: First Four NCAA Tournament
Lettermen Returning/Lost: 8/2
Starters Returning/Lost: 4/1

MEDIA RELATIONS:

SID: Brian Morgan
Office Phone: (904) 620-4027
Email: b.morgan@unf.edu
Cell Phone: (904) 210-1012
Athletic Website: www.UNFospreys.com
Twitter: @OspreyMBB

OKLAHOMA

JAN. 30 • SEC/BIG 12 CHALLENGE
BATON ROUGE, LA.
PETE MARAVICH ASSEMBLY CENTER • TBA (ESPN)



Location: Norman, Okla.
Enrollment: 31,097
President: David L. Boren
Athletic Director: Joe Castiglione
Arena: Lawrence Lloyd Noble Center
School Colors: Crimson and Cream
Nickname: Sooners
Conference: Big 12

COACHING STAFF:

Head Coach: Lon Kruger
Record at School: 82-49 (4th year)
Overall Record: 561-353 (29th year)
Assistants: Chris Crutchfield, Steve Henson, Lew Hill

TEAM/PLAYER INFO:

Series v. LSU: Tied, 2-2
2014-15 Record: 24-11
Conference Record/Place: 12-6 (3rd)
Postseason: Third Round NCAA Tournament
Starters Returning/Lost: 4/1

MEDIA RELATIONS:

SID: Mike Houck
Office Phone: (405) 325-8227
Email: mhouck@ou.edu
Cell Phone: (405) 249-5892
Athletic Website: www.soonersports.com
Twitter: @OU_MBBall

ORAL ROBERTS

DEC. 19 • BATON ROUGE, LA.
PETE MARAVICH ASSEMBLY CENTER • 7 P.M. SECN



Location: Tulsa, Okla.
Enrollment: 3,611
President: Dr. William "Billy" Wilson
Athletic Director: Mike Carter
Arena: Mabee Center
School Colors: Vegas Gold, Navy Blue and White
Nickname: Golden Eagles
Conference: The Summit League

COACHING STAFF:

Head Coach: Scott Sutton
Record at School: 306-208 (17th year)
Overall Record: 306-208 (17th year)
Assistants: Kyan Brown, Sean Sutton, Wade Mason

TEAM/PLAYER INFO:

Series v. LSU: LSU leads, 4-2
2014-15 Record: 19-15
Conference Record/Place: 10-6 (3rd)
Postseason: None
Lettermen Returning/Lost: 5/6
Starters Returning/Lost: 3/2

MEDIA RELATIONS:

SID: Blake Freeland
Office Phone: (918) 495-7181
Email: bfreeland@oru.edu
Athletic Website: www.ORUathletics.com
Twitter: @ORUMBB

SOUTH ALABAMA

**NOV. 19 • LEGENDS CLASSIC- BATON ROUGE, LA.
PETE MARAVICH ASSEMBLY CENTER • 8 P.M. SECN**



Location: Mobile, Ala.
Enrollment: 16,055
President: Dr. Tony G. Waldrop
Athletic Director: Dr. Joel Erdmann
Arena: Mitchell Center
School Colors: Blue, Red and White
Nickname: Jaguars
Conference: Sun Belt Conference

COACHING STAFF:

Head Coach: Matthew Graves
Record at School: 23-41 (2nd year)
Overall Record: 23-41 (2nd year)
Assistants: Darnell Archey, Brock Morris, Russ Willemssen

TEAM/PLAYER INFO:

Series v. LSU: LSU leads, 2-1
2014-15 Record: 12-21
Conference Record/Place: 9-11 (T-6th)
Postseason: None
Lettermen Returning/Lost: 7/5
Starters Returning/Lost: 3/2

SPORTS INFO:

SID: Matt Home
Office Phone: (251) 414-8184
Email: mhome@southalabama.edu
Cell Phone: (912) 536-5806
Athletic Website: www.usajaguars.com
Twitter: @SouthAlaMBK

SOUTH CAROLINA

**FEB. 10 • COLUMBIA, S.C.
COLONIAL LIFE ARENA • 6 P.M. ESPNU**



Location: Columbia, S.C.
Enrollment: 32,972
President: Dr. Harris Pastides
Athletic Director: Ray Tanner
Arena: Colonial Life Arena
School Colors: Garnet and Black
Nickname: Gamecocks

COACHING STAFF:

Head Coach: Frank Martin
Record at School: 45-45 (4th year)
Overall Record: 162-108 (9th year)
Assistants: Matt Figger, Perry Clark, Lamont Evans

TEAM/PLAYER INFO:

Series v. LSU: Tied, 15-15
2014-15 Record: 17-16
Conference Record/Place: 6-12 (T-11th)
Postseason: None
Lettermen Returning/Lost: 8/4
Starters Returning/Lost: 4/1

MEDIA RELATIONS:

SID: Emily Miles
Office Phone: (803) 777-7743
Cell Phone: (803) 727-3284
Email: efeeney@mailbox.sc.edu
Athletic Website: www.GamecocksOnline.com
Twitter: @GamecockMBB

TENNESSEE

**FEB. 20 • KNOXVILLE, TENN.
THOMPSON-BOLING ARENA • 4:30 P.M. ESPNU**



Location: Knoxville, Tenn.
Enrollment: 27,410
President: Dr. Joe DiPietro
Athletic Director: Dave Hart
Arena: Thompson-Boling Arena
School Colors: Orange and White
Nickname: Volunteers

COACHING STAFF:

Head Coach: Rick Barnes
Record at School: 0-0 (1st year)
Overall Record: 604-314 (29th year)
Assistants: Rob Lanier, Chris Ogden, Desmond Oliver

TEAM/PLAYER INFO:

Series v. LSU: Tennessee leads, 63-44
2014-15 Record: 16-16
Conference Record/Place: 7-11 (10th)
Postseason: None
Other Players Returning/Lost: 4/6
Starters Returning/Lost: 3/1

MEDIA RELATIONS:

SID: Tom Satkowiak
Office Phone: (865) 974-7501
Cell Phone: (865) 696-2897
Email: kellenhiser@utk.edu
Athletic Website: www.utspots.com
Twitter: @Vol_Hoops

TEXAS A&M

**JAN. 19 • COLLEGE STATION, TEXAS
REED ARENA • 8 P.M. ESPN
FEB. 13 • BATON ROUGE, LA.
PETE MARAVICH ASSEMBLY CENTER • NOON CBS**



Location: College Station, Texas
Enrollment: 62,185
President: Michael K. Young
Athletic Director: Eric Hyman
Arena: Reed Arena
School Colors: Maroon and White
Nickname: Aggies

COACHING STAFF:

Head Coach: Billy Kennedy
Record at School: 71-61 (5th year)
Overall Record: 282-240 (18th year)
Assistants: Rick Stansbury, Kyle Keller, Amir Abdur-Rahim

TEAM/PLAYER INFO:

Series v. LSU: A&M leads, 17-14
2014-15 Record: 21-12
Conference Record/Place: 11-7 (T-3rd)
Postseason: NIT Second Round
Lettermen Returning/Lost: 9/7
Starters Returning/Lost: 3/2

MEDIA RELATIONS:

SID: Adam Quisenberry
Office Phone: (979) 862-5453
Cell Phone: (713) 582-5135
Email: aquisenberry@athletics.tamu.edu
Athletic Website: www.12thman.com
Twitter: @AggieMensHoops

VANDERBILT

**JAN. 2 • NASHVILLE, TENN.
MEMORIAL GYMNASIUM • 8 P.M. ESPNU**



Location: Nashville, Tenn.
Enrollment: 6,738
President: Nicholas Zeppos
Athletic Director: David Williams II
Arena: Burton Memorial Gymnasium
School Colors: Black and Gold
Nickname: Commodores

COACHING STAFF:

Head Coach: Kevin Stallings
Record at School: 322-206 (16th year)
Overall Record: 436-269 (22nd year)
Assistants: Adam Cohen, Derrick Jones, Tom Richardson

TEAM/PLAYER INFO:

Series v. LSU: Vandy leads, 60-52
2014-15 Record: 21-14
Conference Record/Place: 9-9 (7th)
Postseason: NIT Quarterfinals
Lettermen Returning/Lost: 10/3
Starters Returning/Lost: 4/1

MEDIA RELATIONS:

SID: Andy Boggs
Office Phone: (615) 343-1847
Email: andy.boggs@vanderbilt.edu
Athletic Website: www.vucommodores.com
Twitter: @VandyMBB

WAKE FOREST

**DEC. 29 • BATON ROUGE, LA.
PETE MARAVICH ASSEMBLY CENTER • 7 P.M. SECN**



Location: Winston-Salem, N.C.
Enrollment: 4,748 (undergraduate)
President: Dr. Nathan O. Hatch
Athletic Director: Ron Wellman
Arena: Lawrence Joel Veterans Memorial Coliseum
School Colors: Old Gold and Black
Nickname: Demon Deacons
Conference: Atlantic Coast Conference

COACHING STAFF:

Head Coach: Danny Manning
Record at School: 13-19 (2nd year)
Overall Record: 51-48 (4th year)
Assistants: Steve Woodberry, Randolph Childress, Brett Ballard

TEAM/PLAYER INFO:

Series v. LSU: Wake Forest leads, 1-0
2014-15 Record: 13-19
Conference Record/Place: 5-13 (12th)
Postseason: None
Lettermen Returning/Lost: 13/5
Starters Returning/Lost: 4/1

MEDIA RELATIONS:

SID: Steve Kirkland
Office Phone: (336) 758-6099
Email: skirkland@wfu.edu
Cell Phone: (434) 825-5241
Athletic Website: www.WakeForestSports.com
Twitter: @TyeDyeNation/@DemonDeacons

NCAA TOURNAMENT

Selection Sunday * March 13

FIRST ROUND (FIRST FOUR)

March 15 & 16

**University of Dayton Arena
Dayton, Ohio**

Host: University of Dayton

SECOND AND THIRD ROUND

March 17 and 19

**Dunkin Donuts Center
Providence, Rhode Island**

Host: Providence College

**Wells Fargo Arena
Des Moines, Iowa**

Host: Iowa State University

**PNC Arena
Raleigh, North Carolina**

Host: North Carolina State University

**Pepsi Center
Denver, Colorado**

Host: Mountain West Conference

March 18 and 20

**Barclays Center, Brooklyn
New York City, New York**

Host: Atlantic 10 Conference

**Scottrade Center
St. Louis, Missouri**

Host: Missouri Valley Conference

**Chesapeake Energy Arena
Oklahoma City, Oklahoma**

Host: Big 12 Conference

**Spokane Veterans Memorial Arena
Spokane, Washington**

Host: University of Idaho

REGIONAL SEMIS AND FINALS

(Sweet 16 & Elite 8)

March 24 and 26

**South Regional, KFC Yum Center
Louisville, Kentucky**

Host: University of Louisville

**West Regional, Honda Center
Anaheim, California**

Host: Big West Conference

March 25 and 27

**East Regional, Wells Fargo Center
Philadelphia, Pa.**

Host: La Salle University

**Midwest Regional, United Center
Chicago, Illinois**

Host: Big Ten Conference

FINAL FOUR

April 2 and 4

**NRG Stadium
Houston, Texas**

Hosts: Rice University, Texas Southern University
University of Houston

NATIONAL INVITATION TOURNAMENT

Opening Three Rounds at Campus

Venues

SEMIFINALS AND FINALS

March 29 and 31

Madison Square Garden, New York City, N.Y.

Travel/Road Hotels

The following information regarding LSU road locations is based on plans made prior to the season. Travel plans are subject to change. As a rule, all practices are closed on the road. Players are not available on the road for pregame interviews and Coach Jones will normally not conduct interviews on game day until after the game. LSU Senior Associate SID Kent Lowe will be traveling with the team.

Legends Classic

Nov. 23-24, 2015 - Brooklyn, N.Y.

Team will fly from Baton Rouge to Newark via charter air on Nov. 22. Team headquarters will be the New York Marriott at the Brooklyn Bridge, 333 Adams Street, Brooklyn, NY 11201 ... 718-246-7000 ... Team will return to Baton Rouge via charter air following the conclusion of the game on Nov. 24.

Charleston

Nov. 30, 2015 - Charleston, S.C.

Team will fly from Baton Rouge to Charleston via charter air on Nov. 29. Team headquarters will be the Courtyard By Marriott, 125 Calhoun Street, Charleston, SC 29401 ... 843-805-7900 ... Team will return to Baton Rouge via charter air following the conclusion of the game on Nov. 30.

Houston

Dec. 13, 2015 - Houston, Texas

Team will bus from Baton Rouge to Houston on Dec. 12. Team headquarters will be the JW Marriott, 5150 Westheimer Road, Houston, Texas 77056 ... 713-961-1500 ... Team will return to Baton Rouge following the game's conclusion on Dec. 13.

Vanderbilt

Jan. 2, 2016 - Nashville, Tenn.

LSU will fly from Baton Rouge to Nashville via charter air on Jan. 1. Headquarters will be at the Loews Vanderbilt Hotel, 2100 West End Ave., Nashville, Tenn. 37203 ... 615-320-1700 ... LSU will return to Baton Rouge via charter air following the game on Jan. 2.

Florida

Jan. 9, 2016 - Gainesville, Fla.

LSU will charter to Gainesville from Baton Rouge via charter air on Jan. 8. Headquarters will be at the Hilton University of Gainesville Conference Center, 1714 SW 34th Street, Gainesville ... (352) 371-3600 ... Team will depart via charter plane to Baton Rouge following the game on Jan. 9.

Texas A&M

Jan. 19, 2016 - College Station, Texas

LSU will charter from Baton Rouge to College Station via charter air on Jan. 18 ... Headquarters will be at the Hilton Inn, 801 University Drive East, College Station. (979) 846 7361 ... Team will depart via charter plane to Baton Rouge following the game on Jan. 19.

Alabama

Jan. 23, 2016 - Tuscaloosa, Ala.

LSU will bus from Baton Rouge to Tuscaloosa on Jan. 22 ... Headquarters will be the Embassy Suites, 2410 University Blvd., Tuscaloosa, Ala. ... 205-561-2500 ... Team will depart for Baton Rouge following the game on Jan. 23.

Auburn

Feb. 2, 2016 - Auburn, Ala.

LSU will charter from Baton Rouge to Auburn via charter air on Feb. 1 ... Headquarters will be the Auburn University Hotel, 241 South College Street, Auburn, Ala. ... 334-821-8200 ... Team will depart via charter plane to Baton Rouge following the game on Feb. 2.

South Carolina

Feb. 10, 2016 - Columbia, S.C.

LSU will charter from Baton Rouge to Columbia via charter air on Feb. 9 ... Headquarters will be at the Inn @ USC, 1619 Pendleton Street, Columbia, S.C. ... 803-779-7779 ... Team will depart via charter plane to Baton Rouge following the game on Feb. 10.

Tennessee

Feb. 20, 2016 - Knoxville, Tenn.

LSU will charter from Baton Rouge to Knoxville via charter air on Feb. 19 ... Headquarters will be Crowne Plaza Knoxville, 401 W Summit Hill Dr, Knoxville, Tenn. ... 865-522-2600 ... Team will depart to Baton Rouge following the game on Feb. 20.

Arkansas

Feb. 23, 2016 - Fayetteville, Ark.

LSU will charter from Baton Rouge to Fayetteville via charter air on Feb. 22 ... Headquarters will be at the Courtyard Fayetteville, 600 East Van Asche Drive, Fayetteville, Ark. ... 479-935-2376 ... Team will depart via charter plane to Baton Rouge following the game on Feb. 23

Kentucky

March 5, 2016 - Lexington, Ky.

LSU will charter from Baton Rouge to Lexington via charter air on March 4 ... Headquarters will be the Marriott Griffin Gate, 1800 Newtown Pike, Lexington, Ky. ... 847-231-5100 ... Team will depart via charter plane to Baton Rouge following the game on March 5.

SEC Tournament

March 9-13, 2016 - Nashville, Tenn.

LSU arrival depends on first game start time. Headquarters will be at the Renaissance, 611 Commerce Street, Nashville, Tenn. ... 615-493-4014.

ALABAMA

Alabama leads: 103-70
 Last Meeting: February 7, 2015
 Score: LSU 71, Alabama 60 (BR)
 At Baton Rouge: LSU leads, 48-30
 At Tuscaloosa: Alabama leads, 67-17
 At Neutral Sites: Alabama leads, 6-5
 Present Streak: LSU 2 wins
 Last Alabama Win: Jan. 25, 2014, 82-80, Tuscaloosa

AMERICAN

First Meeting

ARIZONA STATE

Arizona State leads: 2-0
 Last Meeting: November 27, 2009
 Score: Arizona State 71, LSU 52 (NYC)
 At Neutral Sites: Arizona State leads, 2-0
 Present Streak: Arizona State 2 wins

ARKANSAS

Arkansas leads: 32-27
 Last Meeting: March 7, 2015
 Score: LSU 81, Arkansas 78 (Fayetteville)
 At Baton Rouge: LSU leads, 15-10
 At Fayetteville: Arkansas leads, 17-6
 At Neutral Sites: LSU leads, 6-5
 Present Streak: LSU 1 win
 Last Arkansas win: February 15, 2014, 81-70, Fayetteville

AUBURN

LSU leads: 84-66
 Last meeting: March 13, 2015
 Score: Auburn 73, LSU 70 (OT)(Nashville)
 At Baton Rouge: LSU leads, 46-24
 At Auburn: Auburn leads, 36-34
 At Neutral Sites: Auburn leads, 6-4
 Present Streak: Auburn 1 win
 Last LSU win: February 24, 2015, 84-61, Auburn

CHARLESTON

LSU leads: 1-0
 Last meeting: December 22, 2014
 Score: LSU, 71, Charleston 47 (Baton Rouge)
 At Baton Rouge: LSU leads, 1-0
 Present Streak: LSU 1 win

FLORIDA

LSU leads: 62-43
 Last meeting: February 21, 2015
 Score: LSU 70, Florida 63 (Baton Rouge)
 At Baton Rouge: LSU leads, 35-13
 At Gainesville: Florida leads, 27-19
 At Neutral Sites: LSU leads, 8-3
 Present Streak: LSU 2 wins
 Last Florida win: March 1, 2014, 79-61, Gainesville

GARDNER-WEBB

LSU leads: 1-0
 Last meeting: November 15, 2014
 Score: LSU 93, Gardner-Webb 82 (Baton Rouge)
 At Baton Rouge: LSU leads, 1-0
 Present Streak: LSU leads, 1-0

GEORGIA

LSU leads: 63-44
 Last meeting: January 10, 2015
 Score: LSU 87, Georgia 84 (2OT)(Baton Rouge)
 At Baton Rouge: LSU leads, 34-14
 At Athens: Georgia leads, 26-21
 At Neutral Sites: LSU leads, 8-4
 Present Streak: LSU 1 win
 Last Georgia Win: March 8, 2014, 69-61 (Baton Rouge)

HOUSTON

Houston leads: 9-7
 Last meeting: November 29, 2011
 Score: LSU 59, Houston 58 (Houston)
 At Baton Rouge: LSU leads, 4-2

At Houston: Houston leads, 5-2
 At Neutral Sites: Houston leads, 2-1
 Present Streak: LSU 2 wins
 Last Houston win: November 29, 2005, 84-83, Baton Rouge

KENNESAW STATE

First Meeting

KENTUCKY

Kentucky leads: 86-25
 Last meeting: February 10, 2015
 Score: Kentucky 71, LSU 69 (Baton Rouge)
 At Baton Rouge: Kentucky leads, 29-17
 At Lexington: Kentucky leads, 42-5
 At Neutral Sites: Kentucky leads, 15-3
 Present Streak: Kentucky 3 wins
 Last LSU win: January 18, 2014, LSU 87, UK 82 (Baton Rouge)

MARQUETTE

Marquette leads: 2-1
 Last meeting: December 22, 2012
 Score: Marquette 84, LSU 80 (Milwaukee)
 At Baton Rouge: LSU leads, 1-0
 At Milwaukee: Marquette leads, 1-0
 At Neutral Site: Marquette leads, 1-0
 Present Streak: Marquette 1 win
 Last LSU win: December 19, 2011, LSU 67, Marquette 59, Baton Rouge

MCNEESE STATE

LSU leads: 23-0
 Last meeting: November 29, 2014
 Score: LSU 83, McNeese 72 (Baton Rouge)
 At Baton Rouge: LSU leads, 22-0
 At Lake Charles: LSU leads, 1-0
 Present Streak: LSU 23 wins

MISSISSIPPI

LSU leads: 119-87
 Last meeting: February 28, 2015
 Score: LSU 73, Ole Miss 63 (Baton Rouge)
 At Baton Rouge: LSU leads, 75-30
 At Oxford: Ole Miss leads, 54-38
 At Neutral Sites: LSU leads, 6-3
 Present Streak: LSU 2 wins
 Last Ole Miss win: January 15, 2014, 88-74 (ot), Oxford

MISSISSIPPI STATE

LSU leads: 108-98
 Last meeting: January 31, 2015
 Score: Mississippi State 73, LSU 67 (Starkville)
 At Baton Rouge: LSU leads, 67-35
 At Starkville: Mississippi State leads, 59-38
 At Neutral Sites: Mississippi State leads, 4-3
 Present Streak: Mississippi State 1 win
 Last LSU win: February 19, 2014, LSU 92, MSU 81 (Baton Rouge)

MISSOURI

LSU leads: 3-2
 Last meeting: January 8, 2015
 Score: Missouri 74, LSU 67 (ot) (Columbia)
 At Baton Rouge: LSU leads, 2-0
 At Columbia: Missouri leads, 2-0
 At Neutral Site: LSU leads, 1-0
 Present Streak: Missouri 1 win
 Last LSU win: Jan. 21, 2014, LSU 77, Missouri 71 (Baton Rouge)

NC State

NC State leads: 1-0
 Last meeting: March 19, 2015
 Score: NC State 66, LSU 65 (Pittsburgh)
 At Neutral Site: NC State leads, 1-0
 Present Streak: NC State 1 win

North Florida

First Meeting

Oklahoma

Tied: 2-2
 Last meeting: March 17, 2004
 Score: Oklahoma 70, LSU 61 (Norman)
 At Norman: Oklahoma leads, 1-0
 At Neutral Sites: LSU leads, 2-1
 Present Streak: Oklahoma 1 win
 Last LSU win: January 11, 1998, LSU 84, Oklahoma 77

ORAL ROBERTS

LSU leads: 5-1 on court
 Last meeting: December 21, 1996
 Score: LSU 59, Oral Roberts 58
 At Baton Rouge: LSU leads, 2-0
 At Tulsa: LSU leads, 2-0
 Present Streak: LSU 1 win
 Last ORU win: November 30, 1998, Oral Roberts 100, LSU 96, BR

SOUTH ALABAMA

LSU leads: 2-1
 Last meeting: November 23, 2011
 Score: South Alabama 79, LSU 75 (ot) (Baton Rouge)

At Baton Rouge: Tied, 1-1
 At Mobile: LSU leads, 1-0
 Present Streak: USA 1 win
 Last LSU win: Nov. 28, 2010, LSU 80, USA 65, Mobile

SOUTH CAROLINA

Tied: 15-15
 Last meeting: January 28, 2015
 Score: LSU 64, USC 58 (Columbia)
 At Baton Rouge: LSU leads, 7-5
 At Columbia: LSU leads, 8-6
 At Neutral Sites: USC leads, 4-0
 Present Streak: LSU 3 wins
 Last USC win: Jan. 16, 2013, USC 82, LSU 73 (ot), Baton Rouge

TENNESSEE

Tennessee leads: 63-44
 Last meeting: March 4, 2015
 Score: Tennessee 78, LSU 63 (Knoxville)
 At Baton Rouge: Tied, 25-25
 At Knoxville: Tennessee leads, 31-16
 At Neutral Sites: Tennessee leads, 7-3
 Present Streak: Tennessee 1 win
 Last LSU win: February 14, 2015, LSU 73, UT 55, Knoxville

TEXAS A&M

LSU leads: 17-14
 Last meeting: February 17, 2015
 Score: Texas A&M 68, LSU 62 (College Station)
 At Baton Rouge: LSU leads, 12-2
 At College Station: Texas A&M leads, 8-2
 At Neutral Sites: Texas A&M leads, 4-3
 Present Streak: A&M 2 wins
 Last LSU win: February 26, 2014, LSU 68, A&M 49, (Baton Rouge)

VANDERBILT

Vandy leads: 60-52
 Last meeting: Jan. 24, 2015
 Score: LSU 79, Vandy 75 (ot)(Nashville)
 At Baton Rouge: LSU leads, 31-19
 At Nashville: Vandy leads, 36-15
 At Neutral Sites: LSU leads, 6-5
 Present Streak: LSU 4 wins
 Last Vandy win: February 8, 2012, Vandy 76, LSU 61 (Nashville)

WAKE FOREST

LSU leads: 1-0
 Last meeting: December 28, 1981
 Score: LSU 70, Wake Forest 64 (New Orleans)
 At Neutral Site: LSU leads 1-0



The 2016 Southeastern Conference Men's Basketball Tournament returns to Bridgestone Arena in Nashville. It will be the sixth time that the arena has served as the host of the SEC Tournament, having also hosted in 2001, 2006, 2010, 2013 and 2016.

Also the home of the NHL's Nashville Predators, Bridgestone Arena has the distinction of being one of the busiest venues in the United States over the past decade and a half, hosting more than 18 million guests during that time. Seating capacity is approximately 19,395 for basketball games.

The winner of the 13-game tournament receives the SEC's automatic bid to the NCAA Tournament. The tournament seeds are determined by the 18-game conference schedule during the regular season. Teams are seeded 1-14 based on their regular season conference finish.

Atlanta served as host of the inaugural SEC Tournament played following the 1932-33 season and did so again after the 1933-34 season. The event was held every year through 1952, with the exception of 1935. After a 26-year layoff (1953-78), the tournament was renewed in 1979. The 2015 tournament will be the 55th in league history and the 35th since the renewal.

The SEC has shown extraordinary balance in the tournament, evidenced by the fact that a different school won the first seven titles after the renewal. The event has helped set the stage for SEC teams in the NCAA Tournament, as 23 of the tournament champions since the tournament resumed in 1979 have advanced to at least the Sweet 16. Three of the last 18 SEC Tournament champions have gone on to win the national championship. Since the renewal in 1979, the SEC Tournament Champion has failed to win at least one NCAA Tournament game only four times.

Kentucky leads the league with 28 SEC Tournament titles. Alabama is second with six, while Tennessee and Florida are tied for third with four. Mississippi State has three championship trophies while Georgia, Ole Miss and Vanderbilt have two. Arkansas, Auburn, LSU and former league member Georgia Tech have each won one SEC Tournament championship.

Future SEC Tournament Sites

NASHVILLE – 2017, 2019, 2020, 2021, 2023, 2024, 2025

(Bridgestone Arena)

ST. LOUIS – 2018

(Scottrade Arena)

TAMPA – 2022

(Amalie Arena)

2016 SEC Tournament

March 9-13 • Bridgestone Arena • Nashville, Tennessee

First Round - March 9 (Wednesday)

Game 1 Seed #12 vs. Seed #13 (SEC Network) 6 p.m. CT

Game 2 Seed #11 vs. Seed #14 (SEC Network), 25 minutes after

Second Round - March 10 (Thursday)

Game 3 Seed #8 vs. Seed #9 (SEC Network) Noon CT

Game 4 Seed #5 vs. Winner of Game 1 (SEC Network) 25 minutes after

Game 5 Seed #7 vs. Seed #10 (SEC Network) 6 p.m. CT

Game 6 Seed #6 vs. Winner of Game 2 (SEC Network) 25 minutes after

Quarterfinals - March 11 (Friday)

Game 7 Game 3 Winner vs. Seed #1 (SEC Network) Noon CT

Game 8 Game 4 Winner vs. Seed #4 (SEC Network) 25 minutes after

Game 9 Game 5 Winner vs. Seed #2 (SEC Network) 6 p.m. CT

Game 10 Game 6 Winner vs. Seed #3 (SEC Network) 25 minutes after

Semifinals - March 12 (Saturday)

Game 11 Game 7 Winner vs. Game 8 Winner (ESPN), Noon CT

Game 12 Game 9 Winner vs. Game 10 Winner (ESPN), 25 minutes after

Championship - March 13 (Sunday)

Game 13 Gm 11 Winner vs. Gm 12 Winner (ESPN), Noon CT

SEC Tournament Records

TEAM	YRS	WON	LOST	PCT.	TITLES	LSU VS.
Kentucky	54	124	25	.832	28	2-16
Alabama	56	61	49	.554	6	3-5
Tennessee	54	63	51	.553	4	3-7
Arkansas	24	22	23	.489	1	2-2
Florida	50	42	46	.477	4	8-3
LSU	56	46	55	.455	1	---
South Carolina	24	20	24	.454	0	0-3
Georgia	55	42	53	.442	2	6-3
Vanderbilt	54	37	52	.415	2	7-3
Missouri	3	2	3	.400	0	0-0
Auburn	51	31	51	.378	1	5-3
Ole Miss	51	30	51	.371	2	5-3
Mississippi St.	55	29	52	.358	3	3-2
Texas A&M	3	1	3	.250	0	0-0

FORMER MEMBERS

Georgia Tech	19	14	18	.438	1	1-0
Tulane	16	12	16	.429	0	2-2
Sewanee	2	0	2	.000	0	1-0

1933 - Atlanta Athletic Club, Atlanta, Ga.

First Round - LSU 57, Auburn 33
 Quarterfinals - LSU 55, Tennessee 43
 Semifinals - Kentucky 51, LSU 38

1934 - Atlanta Athletic Club, Atlanta, Ga.

Quarterfinals - Tennessee 42, LSU 35

1936 - Alumni Memorial Gym, Knoxville, Tenn.

Quarterfinals - Alabama 52, LSU 30

1937 - Alumni Memorial Gym, Knoxville, Tenn.

Quarterfinals - Kentucky 57, LSU 37

1938 - Huey Long Field House, Baton Rouge, La.

Quarterfinals - LSU 60, Auburn 34
 Semifinals - Ole Miss 68, LSU 40

1939 - Alumni Memorial Gym, Knoxville, Tenn.

First Round - LSU 55, Sewanee 35
 Quarterfinals - LSU 50, Georgia 28
 Semifinals - Kentucky 53, LSU 34

1940 - Alumni Memorial Gym, Knoxville, Tenn.

First Round - LSU 57, Tulane 44
 Quarterfinals - Alabama 51, LSU 25

1941 - Jefferson County Armory, Louisville, Ky.

First Round - Vanderbilt 63, LSU 49

1942 - Jefferson County Armory, Louisville, Ky.

Quarterfinals - Alabama 45, LSU 31 (OT)

1943 - Jefferson County Armory, Louisville, Ky.

First Round - LSU 67, Auburn 38
 Quarterfinals - LSU 46, Alabama 41
 Semifinals - Tennessee 52, LSU 34

1944 - Jefferson County Armory, Louisville, Ky.

Semifinals - Kentucky 55, LSU 28

1945 - Jefferson County Armory, Louisville, Ky.

Quarterfinals - Kentucky 68, LSU 37

1946 - Jefferson County Armory, Louisville, Ky.

First Round - LSU 74, Tulane 29
 Quarterfinals - LSU 69, Ole Miss 34
 Semifinals - LSU 60, Georgia 41
 Finals - Kentucky 59, LSU 36

1947 - Jefferson County Armory, Louisville, Ky.

First Round - LSU 61, Ole Miss 36
 Quarterfinals - LSU 60, Florida 45
 Semifinals - Tulane 63, LSU 50

1948 - Jefferson County Armory, Louisville, Ky.

Quarterfinals - Kentucky 63, LSU 47

1949 - Jefferson County Armory, Louisville, Ky.

First Round - LSU 55, Georgia Tech 53
 Quarterfinals - LSU 60, Vanderbilt 56
 Semifinals - Tulane 72, LSU 63

1950 - Jefferson County Armory, Louisville, Ky.

First Round - LSU 66, Florida 57
 Quarterfinals - LSU 73, Auburn 45
 Semifinals - Tennessee 81, LSU 79 (OT)

1951 - Jefferson County Armory, Louisville, Ky.

Quarterfinals - LSU 62, Ole Miss 57
 Semifinals - Vanderbilt 75, LSU 63

1952 - Jefferson County Armory, Louisville, Ky.

First Round - LSU 77, Mississippi State 44
 Quarterfinals - LSU 75, Ole Miss 60
 Semifinals - LSU 77, Florida 69
 Finals - Kentucky 44, LSU 43

1979 - Birmingham Coliseum, Birmingham, Ala.

Semifinals - (6) Kentucky 80, (1) LSU 67

1980 - Birmingham Coliseum, Birmingham, Ala.

Quarterfinals - (2) LSU 95, (10) Florida 82
 Semifinals - (2) LSU 73, (3) Alabama 66
 Finals - (2) LSU 80, (1) Kentucky 78

1981 - Birmingham Coliseum, Birmingham, Ala.

Quarterfinals - (1) LSU 85, (8) Florida 73
 Semifinals - (5) Georgia 68, (1) LSU 60

1982 - Rupp Arena, Lexington, Ky.

Quarterfinals - (4) Ole Miss 59, (5) LSU 52

1983 - Birmingham Coliseum, Birmingham, Ala.

Quarterfinals - (7) Tennessee 74, (2) LSU 71

1984 - Memorial Gymnasium, Nashville, Tenn.

Quarterfinals - (5) Alabama 72, (4) LSU 70 (OT)

1985 - Birmingham Coliseum, Birmingham, Ala.

Quarterfinals - (8) Auburn 58, (1) LSU 55

1986 - Rupp Arena, Lexington, Ky.

Quarterfinals - (5) LSU 72, (4) Florida 66
 Semifinals - (1) Kentucky 61, (5) LSU 58

1987 - The Omni, Atlanta, Ga.

First Round - (7) LSU 68, (10) Mississippi St. 54
 Quarterfinals - (7) LSU 72, (2) Florida 66
 Semifinals - (7) LSU 89, (3) Georgia 88 (2OT)
 Finals - (1) Alabama 69, (7) LSU 62

1988 - Maravich Center, Baton Rouge, La.

Quarterfinals - (4) LSU 87, (5) Vanderbilt 80
 Semifinals - (1) Kentucky 86, (4) LSU 80

1989 - Thompson-Boling Arena, Knoxville, Tenn.

Quarterfinals - (5) Tennessee 95, (4) LSU 77

1990 - Orlando Arena, Orlando, Fla.

Quarterfinals - (6) Auburn 78, (3) LSU 76

1991 - Memorial Gym, Nashville, Tenn.

Quarterfinals - (7) Auburn 92, (2) LSU 77

1992 - BJCC, Birmingham, Ala.

Quarterfinals - (W2) LSU 99, (E3) Tennessee 89
 Semifinals - (E1) Kentucky 80, (W2) LSU 74

1993 - Rupp Arena, Lexington, Ky.

Quarterfinals - (W2) LSU 89, (W5) Ole Miss 70
 Semifinals - (W2) LSU 72, (E1) Vanderbilt 62
 Finals - (E2) Kentucky 82, (W2) LSU 65

1994 - The Pyramid, Memphis, Tenn.

First Round - (E4) Georgia 83, (W5) LSU 70

1995 - Georgia Dome, Atlanta, Ga.

First Round - (E4) Vanderbilt 85, (W5) LSU 61

1996 - Louisiana Superdome, New Orleans, La.

First Round - (E3) South Carolina 85, (W6) LSU 76

1997 - The Pyramid, Memphis, Tenn.

First Round - (E3) Georgia 75, (W6) LSU 54

1998 - Georgia Dome, Atlanta, Ga.

First Round - (E3) Tennessee 73, (W6) LSU 62

1999 - Georgia Dome, Atlanta, Ga.

First Round - (E3) Florida 97, (W6) LSU 75

2000 - Georgia Dome, Atlanta, Ga.

Quarterfinals - (W1) LSU 71, (E4) Vanderbilt 60
 Semifinals - (W2) Arkansas 69, (W1) LSU 67

2001 - Gaylord Center, Nashville, Tenn.

First Round - (W6) LSU 63, (E3) Georgia 62
 Quarterfinals - (W2) Arkansas 77, (W6) LSU 72

2002 - Georgia Dome, Atlanta, Ga.

First Round - (W4) LSU 69, (E5) Vanderbilt 62
 Quarterfinals - (W4) LSU 78, (E3) Georgia 76
 Semifinals - (W2) Mississippi St. 57, (W4) LSU 51

2003 - Louisiana Superdome, New Orleans, La.

First Round - (W3) LSU 85, (W6) Arkansas 56
 Quarterfinals - (W3) LSU 65, (E2) Florida 61
 Semifinals - (W1) Mississippi St. 76, (W3) LSU 61

2004 - Georgia Dome, Atlanta, Ga.

Quarterfinals - (E3) S. Carolina 85, (W2) LSU 64

2005 - Georgia Dome, Atlanta, Ga.

Quarterfinals - (W2) LSU 89, (W6) Auburn 58
 Semifinals - (E1) Kentucky 79, (W2) LSU 78 (ot)

2006 - Gaylord Center, Nashville, Tenn.

Quarterfinals - (W1) LSU 92, (E4) Vanderbilt 73
 Semifinals - (E2) Florida 81, (W1) LSU 65

2007 - Georgia Dome, Atlanta, Ga.

First Round - (W6) LSU 76, (E3) Tenn. 67 (ot)
 Quarterfinals - (W2) Ole Miss 80, (W6) LSU 60

2008 - Georgia Dome, Atlanta, Ga.

First Round - (E5) South Carolina 77, (W4) LSU 73

2009 - St. Pete Times Forum, Tampa, Fla.

Quarterfinals - (W1) LSU 67, (E4) Kentucky 58
 Semifinals - (W3) Mississippi St. 67, (W1) LSU 57

2010 - Bridgestone Arena, Nashville, Tenn.

First Round - (E3) Tennessee 59, (W6) LSU 49

2011 - Georgia Dome, Atlanta, Ga.

First Round - (E3) Vanderbilt 62, (W6) LSU 50

2012 - New Orleans Arena, New Orleans, La.

First Round - (8) LSU 70, (9) Arkansas 54
 Quarterfinals - (1) Kentucky 60, (8) LSU 51

2013 - Bridgestone Arena, Nashville, Tenn.

Second Round - (9) LSU 68, (8) Georgia 63
 Quarterfinals - (1) Florida 80, (9) LSU 58

2014 - Georgia Dome, Atlanta, Ga.

Second Round - (7) LSU 68, (10) Alabama 56
 Quarterfinals - (2) Kentucky 85, (7) LSU 67

2015 - Bridgestone Arena, Nashville, Tenn.

Quarterfinals - (13) Auburn 73, (4) Auburn 70 (ot)



STANLEY ROBERTS
Field goal percentage co-leader



DARREL MITCHELL
Career three-point field goal leader (258)

Individual Records

POINTS

Game:	69	by Pete Maravich vs. Alabama, 02/07/70
Season:	1,381	by Pete Maravich, 1969-70
Freshman:	965	by Chris Jackson, 1988-89
Sophomore:	1,138	by Pete Maravich, 1967-68
Junior:	1,148	by Pete Maravich, 1968-69
Senior:	1,381	by Pete Maravich, 1969-70
Career:	3,667	by Pete Maravich, 1967-70

SCORING AVERAGE

Season:	44.5	by Pete Maravich, 1969-70
Career:	44.2	by Pete Maravich, 1967-70

FIELD GOALS MADE

Game:	26	by Pete Maravich vs. Vanderbilt, 12/11/69 & vs. Alabama, 02/07/70
Season:	522	by Pete Maravich, 1969-70
Career:	1,387	by Pete Maravich, 1967-70

FIELD GOALS ATTEMPTED

Game:	57	by Pete Maravich vs. Vanderbilt, 01/29/69 & vs. Alabama, 02/07/70
Season:	1,168	by Pete Maravich, 1969-70
Career:	3,166	by Pete Maravich, 1967-70

FIELD GOAL PERCENTAGE

Game (Min. 10 Att.):	1.000	by Stanley Roberts, 10-10, vs. Loyola Marymount, 02/03/90
	1.000	by Durand Macklin, 12-12, vs. Mississippi State, 01/05/80
	1.000	by Bill Wilson, 10-10 vs. Georgia, 1964
Season (Min. 100 Att.):	.675	by Dave Ramsden, 112-166, 1968-69
Career (Min. 250 Att.):	.643	by Dave Ramsden, 164-255, 1966-69

THREE-POINT FIELD GOALS MADE

Game:	10	by Chris Jackson vs. Tennessee, 02/10/90
Season:	95	by Anthony Wilson, 1986-87
Career:	258	by Darrel Mitchell, 2003-06

THREE-POINT FIELD GOALS ATTEMPTED

Game:	20	by Chris Jackson vs. Ole Miss, 03/04/89 & vs. Tennessee, 02/10/90
Season:	246	by Chris Jackson, 1989-90
Career:	680	by Andre Stringer, 2010-14

THREE-POINT FIELD GOAL PERCENTAGE

Game (Min. 5 Made):	1.000	by Antonio Hudson, 6-6, vs. Louisiana-Lafayette, 11/21/04
	1.000	by Collis Temple, 5-5, vs. Nicholls State, 12/22/00
	1.000	by Torris Bright, 5-5, at Arizona, 12/20/00
	1.000	by Darrel Mitchell, 5-5, vs. Auburn, 02/26/03
Season (Min. 50 Att.):	.509	by Jamie Brandon, 27-53, 1992-93



PETE MARAVICH
Division I All-Time leading scorer (3,667 pts.)

School Records

Career (Min. 75 Att.): .489 by Justin Anderson, 45-92, 1991-92
 Career (Min. 100 Att.): .438 by Jamie Brandon, 46-105, 1991-93

FREE THROWS MADE

Game: 30 by Pete Maravich, vs. Oregon State, 12/22/69
 Season: 337 by Pete Maravich, 1969-70
 Career: 893 by Pete Maravich, 1967-70

FREE THROWS ATTEMPTED

Game: 31 by Pete Maravich, vs. Oregon State, 12/22/69
 Season: 337 by Pete Maravich, 1969-70
 Career: 1,152 by Pete Maravich, 1967-70

CONSECUTIVE FREE THROWS MADE

Game: 21 by Pete Maravich, vs. Oregon State, 12/22/69
 Season: 35 by Chris Jackson, 1989-90
 Two Seasons: 31 by Eddie Palubinskas, 1973-74

FREE THROW PERCENTAGE

Game (Min. 15 Att.): 1.000 by Eddie Palubinskas, 15-15, vs. Mississippi State, 03/01/73
 Season (Min. 50 Att.): .9095 by Chris Jackson, 191-210, 1989-90
 Career (Min. 200 Att.): .875 by Eddie Palubinskas, 259-295, 1972-74

REBOUNDS

Game: 32 by Durand Macklin, vs. Tulane, 11/26/76
 Season: 474 by Al Sanders, 1969-70
 Career: 1,276 by Durand Macklin, 1976-81

REBOUND AVERAGE

Season: 17.3 by Bob Pettit, 1953-54
 Career: 14.8 by Bob Pettit, 1951-54

FOULS

Season: 125 by Al Sanders, 1969-70
 Career: 407 by Greg Cook, 1976-77; 1978-81

ASSISTS

Game: 19 by Kenny Higgs, vs. Georgia, 01/17/77
 Season: 239 by Kenny Higgs, 1976-77
 Career: 645 by Kenny Higgs, 1974-78

ASSIST AVERAGE

Season: 8.9 by Kenny Higgs, 1976-77
 Career: 6.1 by Kenny Higgs, 1974-78



KENNY HIGGS
 LSU Assist Leader




TASMIN MITCHELL
 Most career games started (136)
 Most career minutes (4,692)



DERRICK TAYLOR
 Most minutes played in a season (1,342)



CLARENCE CEASAR
 Career leader in steals (310)



RANDY LIVINGSTON

Had 18 of LSU's school record
38 assists against George Mason in 1994.



SHAQUILLE O'NEAL

Had a triple-double with 10 of LSU's
16 blocks against Texas in 1990.



DURAND MACKLIN

Record 32 Rebounds vs. Tulane

GAMES

Season:	39	by Bernard Woodside, 1986-87
Career:	137	by Tasmin Mitchell, 2005-10

GAMES STARTED

Season:	38	by Anthony Wilson, 1986-87 & Derrick Taylor, Don Redden, 1985-86
Career:	136	by Tasmin Mitchell, 2005-10

STEALS

Game:	10	by Shawn Griggs vs. Tennessee, 02/23/91
Season:	93	by Darryl Joe, 1986-87
Career:	310	by Clarence Ceasar, 1991-95

STEAL AVERAGE

Season:	3.0	by Clarence Ceasar, 1993-94; 1994-95
Career:	2.8	by Clarence Ceasar, 1992-95

BLOCKED SHOTS

Game:	12	by Shaquille O'Neal, vs. Loyola Marymount, 02/03/90
Season:	157	by Shaquille O'Neal, 1991-92
Career:	412	by Shaquille O'Neal, 1989-92

BLOCK AVERAGE

Season:	5.2	by Shaquille O'Neal, 1991-92
Career:	4.6	by Shaquille O'Neal, 1989-92

MINUTES PLAYED

Season:	1,342	by Derrick Taylor, 1985-86
Career:	4,692	by Tasmin Mitchell, 2005-10

Team Records

POINTS

Game:	159	vs. Northern Arizona, 12/28/91 (LSU, 159-86)
Home Court:	159	vs. Northern Arizona, 12/28/91 (LSU, 159-86)
Road/Neutral:	124	vs. Texas, 01/02/90 (LSU 124-113)
1st half:	80	vs. Northern Arizona, 12/28/91 (LSU, 159-86)
2nd half:	79	vs. Northern Arizona, 12/28/91 (LSU, 159-86)
In a loss:	112	vs. Ole Miss, 03/04/89 (Ole Miss, 113-112-OT)
By Opponent:	141	by Loyola Marymount, 02/03/90 (LSU 148-141-OT)
Two Teams:	289	LSU (148), Loyola Marymount (141), 02/03/90
Season:	2,985	in 1969-70 (32 games)
Average:	93.3	in 1969-70 (2,985 in 32 games)
By Opponent:	2,861	in 1988-89 (32 games)

FIELD GOALS MADE

Game	61	vs. Loyola Marymount, 02/03/90
Two Teams:	113	LSU (61) vs. Loyola Marymount (52), 02/03/90
Season:	1,170	in 1985-86

FIELD GOALS ATTEMPTED

Game:	114	vs. Louisiana College, 12/07/53
Season:	2,403	in 1969-70

FIELD GOAL PERCENTAGE

Game:	.714	vs. Clemson, 12/20/69 (50 of 70)
Season:	.520	in 1978-79 (964 of 1,854)

THREE-POINT FIELD GOALS MADE

Game:	17	at Tennessee, 03/01/03
Season:	234	in 2012-13

THREE-POINT FIELD GOALS ATTEMPTED

Game:	40	vs. South Carolina, 02/10/96
Season:	675	in 2013-14

THREE-POINT FIELD GOAL PERCENTAGE

Game:	1.000	vs. Arkansas State, 12/04/86 (3-3)
Season:	.401	in 1986-87 season (181-451)

FREE THROWS MADE

Game:	41	vs. Tulane, 12-22-79
Season:	667	in 1969-70

FREE THROWS ATTEMPTED

Game:	55	vs. Tulane, 12-22-79
Season:	944	in 1980-81

FREE THROW PERCENTAGE

Game:	1.000	vs. Tennessee, 03/11/83 (11-11)
	1.000	at Vanderbilt, 02/08/12 (10-10)
Season:	.770	in 1988-89 (557-723)

REBOUNDS

Game:	80	vs. Montana State, 12/27/76
Season:	1,691	in 1969-70 (32 games)
Average:	52.8	in 1969-70 (1,691 in 32 games)

FOULS

Season:	747	in 1986-87
Fouled Out:	37	in 1952-53, 1973-74

ASSISTS

Game:	38	vs. George Mason, 12/03/94
Season:	616	in 1974-75
Average:	23.7	in 1974-75 (616 in 26 games)

BLOCKED SHOTS

Game:	16	vs. Texas, 01/02/90; vs. Alcorn State, 11/20/08
Season:	261	in 2013-14
Average:	7.0	in 1989-90 (225 in 32 games)

STEALS


Game:	23	vs. Tennessee, 02/23/91
Season:	352	in 1986-87
Average:	10.5	in 1990-91 (316 in 30 games)

GAMES

Season:	39	in 1986-87
Most Wins:	31	in 1980-81
Most Losses:	23	in 1966-67
Win Streak:	26	in 1980-81

ATTENDANCE

Game (Paid):	68,112	vs. Notre Dame, 01/20/90 (Louisiana Superdome)
Game (Turnstile):	54,321	vs. Georgetown, 01/28/89 (Louisiana Superdome)
Game (PMAC):	15,694	vs. Ole Miss, 02/25/81
Game (Post 2006 PMAC Renovation)	13,839	vs. Xavier, 01/24/09
Season (Home):	314,369	in 1989-90 (19 games, one at Louisiana Superdome)
Season (PMAC):	246,257	in 1989-90 (18 games)
Season (PMAC) (Post 2006):	217,834	in 2008-09 (21 games)
Season Average	13,708	in 1980-81 (15 games)
Season Average (Post 2006)	10,373	in 2008-09 (21 games)

**BOB PETTIT**

All-Time Rebound Average Leader (14.8)

**COLLIS TEMPLE III**One of 4 perfect 3pt games
(min. 5 attempts)

LONGEST OVERALL WINNING STREAK

1. 26 - Nov. 30, 1980 to Feb. 28, 1981
2. 19 - Dec. 29, 1952 to March 14, 1953
3. 18 - Feb. 14, 1920 to Feb. 11, 1921
4. 17 - Feb. 1917 to Feb. 6, 1918
5. 15 - Feb. 1921 to March 16, 1922

LONGEST SEC WINNING STREAK

1. 32 - Feb. 4, 1952 to March 6, 1954
2. 23 - Jan. 1, 1934 to Dec. 23, 1935
3. 17 - Jan. 3, 1981 to Feb. 25, 1981
4. 13 - Jan. 14, 2009 to Feb. 28, 2009
4. 13 - Feb. 16, 2005 to Feb. 1, 2006
6. 12 - Feb. 9, 1945 to Jan. 11, 1947

SEC HOME WINNING STREAK

1. 26 - Feb. 13, 1933 to Jan. 31, 1936
2. 20 - Jan. 14, 1952 to Feb. 22, 1954
3. 19 - March 3, 2004 to Jan. 17, 2007
4. 15 - Jan. 3, 1981 to Feb. 10, 1982
5. 12 - Jan. 14, 1984 to Jan. 26, 1985

SEC ROAD WINNING STREAK

1. 14 - Feb. 4, 1952 to March 6, 1954
1. 14 - Jan. 19, 1980 to Feb. 21, 1981
3. 10 - Feb. 19, 1942 to Feb. 20, 1943
4. 6 - Jan. 17, 2009 to Feb. 28, 2009
4. 6 - Feb. 16, 2005 to Jan. 28, 2006
4. 6 - Jan. 11, 1946 to Jan. 11, 1947

CONSECUTIVE WINNING SEASONS

1. 11 - 1982-83 - 1992-93
2. 9 - 1913-14 - 1921-22
3. 6 - 2001-02 - 2006-07
3. 5 - 1976-77 - 1980-81
5. 4 - 2011 - 12 - 2014-15
5. 4 - 1931-32 - 1934-35

CONSECUTIVE NON-LOSING SEASONS

1. 17 - 1976-77 - 1992-93
2. 12 - 1931-32 - 1942-43
3. 10 - 1913-14 - 1922-23

30-WIN SEASONS

- 1 - 1980-81

25-WIN SEASONS

- 6 - 1979-80, 1980-81, 1985-86, 1999-2000, 2005-06, 2008-09

20-WIN SEASONS

- 21 - Last in 2014-15

RECORD IN SEASON OPENERS

- Overall - 86-20 (.811)
SEC Openers - 44-37 (.543)

MOST VICTORIES - TWO YEAR PERIOD

1. 57 - 1980-1981
2. 50 - 1986-1987
3. 49 - 1979-1980
4. 47 - 2005-2006
5. 45 - 1985-1986

MOST VICTORIES - THREE YEAR PERIOD

1. 80 - 1979-1981
2. 71 - 1980-1982
3. 69 - 1985-1987
4. 68 - 1986-1988
5. 67 - 1978-1980

MOST VICTORIES - FOUR YEAR PERIOD

1. 98 - 1978-1981
2. 94 - 1979-1982
3. 90 - 1980-1983
4. 87 - 1984-1987
5. 86 - Three times

MOST LSU POINTS FIRST HALF

1. 80 vs. Northern Arizona 12/28/91
2. 72 vs. Loyola-Marymount 2/3/90
3. 70 vs. George Mason 12/3/94
4. 69 vs. Tennessee 1/9/78
5. 65 vs. Vanderbilt 2/18/79
5. 65 vs. Tennessee-Martin 12/20/88
7. 63 vs. Texas 1/2/90
8. 61 vs. Nicholls State 12/30/91
8. 61 vs. Illinois-Chicago 12/30/87
8. 61 vs. Cleveland State 12/18/82

MOST LSU POINTS SECOND HALF

1. 79 vs. Northern Arizona 12/29/91
2. 70 vs. Tulane 10/4/78
3. 68 vs. Tulane 12/6/80
4. 65 vs. Loyola-Marymount 12/20/90
4. 65 vs. Nicholls State 12/29/90
4. 65 vs. Georgia State 12/28/94
7. 64 vs. Troy 12/6/94
8. 63 vs. Tennessee-Martin 12/20/88
9. 62 vs. Arkansas State 12/18/90
9. 62 vs. Nicholls State 12/30/91

MOST OPPONENT POINTS FIRST HALF

1. 86 by Kentucky 1/16/96
2. 63 by Kentucky 3/4/95
3. 61 by Illinois 12/22/88



Jarell Martin

MOST OPPONENT POINTS SECOND HALF

1. 76 by Loyola-Marymount 2/3/90
2. 67 by Kentucky 2/15/94
2. 67 by Vanderbilt 2/6/88
4. 66 by Illinois 12/22/88
5. 64 by Kentucky 3/4/95
5. 64 by Texas 2/2/90
5. 64 by Florida 12/10/88
8. 63 by Southern 11/29/95
8. 63 by Vanderbilt 2/18/90
8. 62 by Mississippi State 2/4/89

FEWEST LSU POINTS FIRST HALF

1. 10 vs. Ole Miss 3/3/04
2. 13 vs. Ole Miss 2/28/96
3. 14 vs. Kentucky 2/6/10
3. 14 vs. Wisconsin 3/23/00
5. 15 vs. Mississippi State 1/30/10
5. 15 vs. Ole Miss 2/7/01
5. 15 vs. Mississippi State 1/17/04
5. 15 vs. Mississippi State 2/11/98
9. 16 vs. Tennessee 2/4/10
9. 16 vs. Kentucky 1/31/85
9. 16 vs. Kentucky 1/5/83



PMAC Miscellaneous Numbers

- First Game: Vanderbilt 80, LSU 73 (Jan. 3, 1972)
 First Win: LSU 90, Georgetown 71 (Jan. 6, 1972)
 10th Win: LSU 67, Florida 54 (Jan. 22, 1973)
 50th Win: LSU 77, Auburn 73 (Jan. 29, 1977)
 100th Win: LSU 92, Florida 75 (Jan. 31, 1981)
 150th Win: LSU 67, Kentucky 61 (March 2, 1985)
 200th Win: LSU 111, Tennessee 94 (Jan. 8, 1990)
 250th Win: LSU 76, Alabama 68 (Feb. 23, 1993)
 300th Win: LSU 72, Jackson State 53 (Dec. 12, 1998)
 350th Win: LSU 75, Prairie View A&M 49 (Dec. 17, 2002)
 400th Win: LSU 55, Ole Miss 52 (March 4, 2006)
 450th Win: LSU 65, Rice 61 (Dec. 19, 2009)
 500th Win: LSU 93, Gardner-Webb 82 (Nov. 15, 2015)

- On-Court Record in Assembly Center: 512-178 (.742)
 SEC Record in Assembly Center: 238-139 (.631)
 Non-Conference Record in Assembly Center: 274-39 (.875)
 Largest Single-Game Crowd: 15,694 vs. Ole Miss, 2-25-81
 Largest Paid Attendance Current Configuration: 13,997 vs. UK, 2-10-15
 Single-Season Attendance: 246,257 (18 games) 1989-90 (13,681 avg.)
 Single-Season Average: 13,708, 1980-81
 Maravich Center Totals: 6,979, 821 (690 games)
 44 seasons (10,115 avg.)

FEWEST LSU POINTS SECOND HALF

1.	13	vs. Alabama	1/27/10
2.	18	vs. Arizona State	11/27/09
2.	18	vs. Ole Miss	2/7/01
2.	18	vs. Mississippi State	1/30/88
5.	19	vs. Ole Miss	1/22/11
5.	19	vs. Mississippi State	1/16/99
7.	20	vs. Mississippi State	1/9/08
7.	20	vs. Ole Miss	3/4/82
9.	21	vs. Utah	1/3/05
9.	21	vs. UCLA	4/1/06
9.	21	vs. Tennessee	2/9/08

FEWEST OPPONENT POINTS FIRST HALF

1.	6	by Auburn	1/8/11
2.	9	by North Carolina	12/4/82
3.	12	by Southern	12/27/10
4.	12	by Nicholls State	11/22/02
5.	14	by Alabama	1/20/88
6.	15	by Charleston	12/22/14
6.	15	by Alabama	2/11/12
6.	15	by Grambling State	12/13/08
9.	16	by UC Irvine	12/15/11
9.	16	by Delaware	12/3/03
9.	16	by Vanderbilt	1/6/88
9.	16	by Mississippi State	2/6/82

FEWEST OPPONENT POINTS SECOND HALF

1.	10	by Nicholls State	12/30/01
2.	11	by Grambling State	11/20/99
3.	12	by Nicholls State	11/22/03
4.	15	by Centenary	11/24/10
5.	17	by Grambling State	12/29/11
5.	17	by Wright State	12/27/06
5.	17	by Southeastern Louisiana	11/22/99
5.	17	by Mississippi State	2/25/87
9.	18	by South Carolina	1/30/93
10.	19	by Vanderbilt	3/6/14
10.	19	by Western Kentucky	11/18/11
10.	19	by Auburn	2/13/80

MOST LSU OVERTIME POINTS

1.	33	vs. Ohio State (2 ot, 13-20)	1/15/05
2.	28	vs. Alabama (3 ot, 7-12-6)	2/23/13
3.	26	vs. Georgia (2 ot, 10-16)	3/7/87
4.	25	vs. Mississippi State (2 ot, 10-15)	2/11/09
4.	25	vs. Purdue (2 ot, 4-21)	3/13/86
6.	23	vs. Mississippi State	1/4/90
7.	22	vs. Florida	2/10/79
8.	20	vs. Georgia (2 ot, 13-7)	1/10/15
9.	19	vs. Louisiana Tech	12/6/88
10.	18	vs. McNeese State	12/16/10
10.	18	vs. Mississippi State	1/13/93

FEWEST LSU OVERTIME POINTS

1.	0	vs. Kentucky	2/24/80
1.	0	vs. Alabama	2/17/84
3.	2	at Missouri	1/8/15
3.	2	vs. Georgia	2/4/84
4.	4	vs. Alabama	2/5/77
4.	4	vs. UNLV	11/28/81
4.	4	vs. South Carolina	1/16/13
7.	5	vs. Ole Miss	1/15/14
7.	5	vs. Coastal Carolina	12/13/10
9.	6	Seven times	

MOST OPPONENT OVERTIME POINTS

1.	25	by Georgia (2 ot, 10-15)	3/7/87
1.	25	by Alabama (3 ot, 7-12-6)	2/23/13
3.	22	by Mississippi State (2 ot, 10-12)	2/11/09
4.	21	by Louisiana Tech	12/6/88
4.	21	by Ohio State (2 ot, 13-8)	11/15/05
6.	19	by Ole Miss	1/15/14
6.	19	by Florida	2/13/01
6.	19	by Arkansas	3/4/92
9.	17	by Georgia (2 ot, 13-4)	1/10/15
10.	16	by Alabama	2/10/99
10.	16	by Florida	2/10/79

FEWEST OPPONENT OVERTIME POINTS

1.	1	by Georgia	2/4/84
2.	2	by Auburn	1/17/12
2.	2	by Alabama	2/17/84
2.	2	by Kentucky	2/24/80
5.	3	by Tennessee	3/8/07
5.	3	by Mississippi State	2/3/02
7.	5	by Texas Tech	11/18/14
7.	5	by Arkansas	1/19/05
7.	5	by Tennessee	02/6/84
7.	5	by Ole Miss	1/20/79



Top LSU Scoring Tandems

	Name	Name	Year	Total
1.	Pete Maravich (44.5)	Danny Hester (16.1)	1970	60.6
2.	Pete Maravich (43.8)	Rich Hickman (13.2)	1967	54.5
3.	Pete Maravich (44.2)	Dave Ramsden (10.3)	1968	54.5
4.	Chris Jackson (30.2)	Ricky Blanton (20.3)	1989	50.5
5.	Bob Pettit (25.5)	Joe Dean (18.3)	1952	43.8
6.	Shaquille O'Neal (27.6)	Vernel Singleton (15.2)	1991	42.8
7.	Chris Jackson (27.8)	Stanley Roberts (14.1)	1990	41.9
8.	Bob Pettit (31.4)	Norman Magee (10.0)	1954	41.4
9.	Glenn Hansen (21.7)	Kenny Higgs (18.1)	1975	39.8
10.	Al Sanders (20.9)	Bill Newton (18.8)	1971	39.7
11.	Roger Sigler (25.1)	Dom Merle (13.6)	1956	38.7
12.	Shaquille O'Neal (24.1)	Vernel Singleton (14.3)	1992	38.4
13.	Bob Pettit (24.7)	Norman Magee (13.2)	1953	37.9
14.	Glenn Hansen (19.4)	Ed Palubinskas (18.4)	1974	37.8
15.	Marcus Thornton (21.1)	Tasmin Mitchell (16.3)	2009	37.4
16.	Bill Newton (18.9)	Al Sanders (18.3)	1972	37.2
17.	DeWayne Scales (19.4)	Al Green (17.7)	1979	37.1
18.	Ronnie Henderson (23.3)	Clarence Caesar (12.6)	1995	38.4
19.	Glen Davis (18.6)	Darrel Mitchell (16.8)	2006	35.4
20.	Marcus Thornton (19.6)	Anthony Randolph (15.6)	2008	35.2

Fastest LSU Players to 1,000 Career Points

	Name	Class	Yrs.	Game No.
1.	Pete Maravich	So.	1	23
2.	Chris Jackson	So.	2	33
3.	Bob Pettit	So.	2	40
4.	Glenn Hansen	Sr.	2	49
5.	Kenny Higgs	So.	2	50
6.	Ronnie Henderson	So.	2	51
T7.	Shaquille O'Neal	So.	2	52
T7.	Roger Sigler	Sr.	3	52
T7.	Marcus Thornton	Sr.	2	52
T10.	Rudy Macklin	Jr.	3	58
T10.	Dick Maile	Sr.	3	58
12.	Dewayne Scales	Jr.	3	61
13.	Glen Davis	So.	2	62
T14.	Al Sanders	Sr.	3	63
T14.	John Williams	So.	2	63
16.	Bill Newton	Sr.	3	67
17.	Joe Dean	Sr.	3	70
18.	Howard Carter	Jr.	3	74
19.	Ronald Dupree	Jr.	3	77
T20.	Tasmin Mitchell	Jr.	3	79
T20.	Derrick Taylor	Jr.	3	79

THE LAST TIME ...
Scoring

Less than 50 points	48 - at Ole Miss (48-72), 02/25/12
90 or more points	93 - vs. Gardner-Webb (93-82), 11/15/14
100 or more points	102 - vs. Northwestern St. (102-95), 11/20/12

Opponents Scoring

Less than 50 points	47 - by Charleston (71-47), 12/22/14
90 or more points	92 - by Georgia (91-78), 2/16/14
100 or more points	101 - by Ohio State (101-113), 01/15/05

Field Goal Percentage

Shot 29 percent or less	29.4 - vs. Kentucky (20-68), 03/09/12
Shot 50 percent or more	50.0 - at Arkansas (33-66), 03/07/15
Shot 60 percent or more	60.0 - vs. Northwestern St. (24-40), 11/12/10
Shot 70 percent or more	70.3 - vs. Centenary (45-64), 01/15/03

Opponents Field Goal Percentage

Shot 29 percent or less	28.1 - by Charleston (18-64), 12/22/14
Shot 50 percent or more	52.4 - by Tennessee (33-63), 03/14/15
Shot 60 percent or more	60.0 - by Georgia (27-45), 2/6/14

3 PT FG Percentage

Shot less than 10 pct	7.7 - vs. Clemson (1-13), 11/24/14
Shot 50 percent or more	61.5 - at Florida (8-13), 1/20/15
Shot 60 percent or more	61.5 - at Florida (8-13), 1/20/15

Opponents 3 PT FG Percentage

Shot less than 10 pct	6.3 - by UAB (1-16), 12/21/13
Shot 50 percent or more	50.0 - by Old Dominion (7-14), 11/24/15
Shot 60 percent or more	64.3 - by SMU (9-14), 3/24/14

Free Throw Percentage

Shot less than 50 pct.	37.5 - at Auburn (3-8), 2/14/15
Shot 80 percent or more	80.0 - at Texas A&M (8-10), 2/17/15
Shot 100 percent	100.0 - at Vanderbilt (10-10), 02/08/12

Rebounds

Had less than 20	19 - vs. Ole Miss, 01/22/11
Had 50 or more	50 - at Missouri, 1/8/15
Had 60 or more	64 - vs. Northwestern State, 11/16/13

Opponent Rebounds

Had Less than 20	17 - by Nicholls State, 12/17/08
Had 50 or more	50 - by Georgia, 1/10/15

Assists

Had less than 5	4 - vs. Alabama, 01/27/10
Had 15 or more	15 - vs. Tennessee, 3/4/15
Had 20 or more	22 - at Auburn, 2/24/15
Had 25 or more	25 - vs. Savannah State, 1/3/15

Opponent Assists

Had less than 5	4 - by Bethune-Cookman, 01/05/13
Had 15 or more	19 - by Arkansas, 3/7/15
Had 20 or more	22 - by SMU, 3/24/14
Had 25 or more	28 - by Fresno State, 11/26/99

Blocks

Had 0	0 - at Alabama, 02/09/13
Had 10 or more	13 - vs. South Carolina, 1/28/15
Had 15 or more	16 - vs. Alcorn State, 11/20/08

Opponent Blocks

Had 0	0 - by Gardner-Webb, 11/15/14
Had 10 or more	11 - by Kentucky (SECT), 3/14/14

Steals

Had 0	0 - vs. Georgia Tech, 03/17/90
Had 10 or more	13 - vs. Georgia, 1/10/15
Had 15 or more	19 - vs. Rhode Island, 1/4/14


Opponent Steals

Had 0	0 - by Washington State, 12/27/08
Had 10 or more	11 - by Tennessee, 2/14/15
Had 15 or more	19 - by West Virginia, 12/4/14

Career Double Doubles

Shaquille O'Neal - 66
Durand "Rudy" Macklin - 50
Glen Davis - 45
Leonard Mitchell - 33
Tasmin Mitchell - 27
Jordan Mickey - 25
Johnny O'Bryant III 25
Brandon Bass - 19
Pete Maravich - 17
Jarell Maratin - 16

Active Double Doubles List

Tim Quarterman -- 1
Josh Gray -- 1

LSU Career Triple Doubles

SHAQUILLE O'NEAL - 6	
LSU vs. BYU	
March 19, 1992	26 points, 13 rebounds, 11 blocks
LSU vs. Auburn	
Feb. 22, 1992	30 points, 20 rebounds, 11 blocks
LSU at South Carolina	
Feb. 19, 1992	19 points, 14 rebounds, 11 blocks
LSU vs. Florida	
Jan. 26, 1991	31 points, 21 rebounds, 10 blocks
LSU vs. Loyola Marymount	
Feb. 3, 1990	20 points, 24, rebounds, 12 blocks
LSU vs. Texas	
Jan. 2, 1990	16 points, 19 rebounds, 10 blocks

TIM QUARTERMAN - 1

LSU vs. Ole Miss	
Feb. 28, 2015	18 points, 10 rebounds, 10 assists

PETE MARAVICH - 1

LSU vs. Mississippi State	
Feb. 3, 1969	33 points, 11 rebounds, 10 assists

Johnny Jones Head Coaching Tenure At LSU Superlatives**Points Scored**

- 30 - Johnny O'Bryant III at South Carolina (2/14/13)
- 29 - Johnny O'Bryant III vs. Kentucky (1/28/14)
- 28 - Jarell Martin, vs. Florida (2/21/15)
- 27 - Jarell Martin, at Arkansas (3/7/15)
- 27 - Tim Quarterman, vs. Georgia (1/10/15)
- 27 - Jordan Mickey, vs. Weber State (11/22/14)
- 26 - Charles Carmouche, vs. Arkansas (2/27/13)
- 25 - Shavon Coleman, vs. McNeese State (11/13/12)
- 25 - Johnny O'Bryant III, at Vanderbilt (3/6/14)
- 25 - Jordan Mickey, vs. ULM (12/14/13)
- 25 - Johnny O'Bryant III, at UMass (11/12/13)

Field Goals Made

- 13 - Jordan Mickey, vs. Weber State (11/22/14)
- 13 - Johnny O'Bryant III, at South Carolina (2/14/13)
- 12 - Jordan Mickey at Vanderbilt (1/24/15)
- 12 - Johnny O'Bryant III, vs. Kentucky (1/28/14)
- 11 - Jarell Martin, at Arkansas (3/7/15)
- 11 - Jarell Martin, at Auburn (2/24/15)
- 11 - Jordan Mickey at Mississippi State (1/31/15)
- 11 - Jordan Mickey vs. Savannah State (1/3/15)
- 11 - Johnny O'Bryant III, at Vanderbilt (3/6/14)
- 11 - Johnny O'Bryant III, vs. Arkansas (2/1/14)

Field Goal Attempts

- 25 - Johnny O'Bryant III, at Kentucky (2/22/14)
- 24 - Jordan Mickey, vs. Weber State (11/22/14)
- 24 - Jordan Mickey, vs. Weber State (11/22/14)
- 22 - Johnny O'Bryant III, at Kentucky (1/26/13)
- 21 - Jordan Mickey, vs. Sam Houston State (12/13/14)

Field Goal Percentage (min. 6 made)

- .875 (7-8) - Jordan Mickey, at Auburn (2/24/15)
- .875 (7-8) - Brian Bridgewater, vs. McNeese State
- .857 (6-7) - Shavon Coleman, vs. New Orleans (11/19/13)
- .846 (11-13) - Jordan Mickey vs. Savannah State (1/3/15)
- .818 (9-11) - Shavon Coleman, vs. Georgia (3/14/13)
- .818 (9-11) - Charles Carmouche, vs. Arkansas (2/27/13)
- .800 (8-10) - Jordan Mickey, vs. Southeastern Louisiana (11/22/13)

Three-Point Field Goals Made

- 6 - Jalyn Patterson, at Arkansas (3/7/15)
- 6 - Tim Quarterman, vs. Georgia (1/10/15)
- 6 - Anthony Hickey, at Missouri (3/2/13)
- 6 - Andre Stringer, at Marquette (12/22/12)
- 5 - Keith Hornsby, vs. Tennessee (3/4/15)
- 5 - Keith Hornsby, at Ole Miss (1/14/15)
- 5 - Charles Carmouche, at Missouri (3/2/13)
- 5 - Charles Carmouche, at Mississippi State (2/16/13)
- 5 - Corban Collins, at Boise State (12/14/12)
- 5 - Andre Stringer, at SMU (3/24/14)
- 5 - Shavon Coleman, vs. Alabama (3/13/14)
- 5 - Hickey, Anthony, vs. Auburn (2/8/14)
- 5 - Andre Stringer, at Ole Miss (1/15/14)

Three-Point Field Goal Attempts

- 14 - Anthony Hickey, at Missouri (3/2/13)
- 14 - Anthony Hickey, vs. Memphis (11/29/13)
- 12 - Andre Stringer, vs. New Orleans (11/19/13)
- 11 - Anthony Hickey, vs. South Carolina (1/16/13)
- 11 - Charles Carmouche, at Auburn (1/9/13)
- 11 - Andre Stringer, vs. Northwestern State (11/16/13)

Three-Point Field Goal Percentage (Min. 4 Made)

- 1.000 (4-4) - Anthony Hickey, at Texas Tech (12/18/13)
- .800 (4-5) - Shavon Coleman, vs. Georgia (3/14/13)
- .800 (4-5) - Andre Stringer, vs. Missouri (1/30/13)
- .800 (4-5) - Jarell Martin, vs. Texas A&M (2/26/14)
- .750 (6-8) - Jalyn Patterson at Arkansas (3/7/15)
- .714 (5-7) - Anthony Hickey, vs. Auburn (2/8/14)

Free Throws Made

- 11 - Jarell Martin, vs. Florida (2/21/15)
- 11 - Charles Carmouche, vs. Northwestern State (11/20/12)
- 11 - Jordan Mickey, vs. Mississippi State (2/19/14)
- 11 - Johnny O'Bryant III, vs. Vanderbilt (1/18/14)
- 10 - Jordan Mickey, vs. Alabama (2/7/15)
- 10 - Andre Stringer, vs. Auburn (2/8/14)
- 10 - Johnny O'Bryant III, vs. Southeastern Louisiana (11/22/13)
- 9 - Jarell Martin, vs. Old Dominion (11/21/14)
- 9 - Five times by five players

Free Throw Attempts

- 18 - Jarell Martin, vs. Auburn, 3/13/15
- 17 - Johnny O'Bryant III, vs. Georgia (3/14/13)
- 16 - Jarell Martin, vs. Florida (2/21/15)
- 15 - Charles Carmouche, vs. Northwestern State (11/20/12)
- 14 - Johnny O'Bryant III, vs. Vanderbilt (1/18/14)

Free Throw Percentage (min. 8 made)

- 1.000 (8-8) - Keith Hornsby, vs. Tennessee (3/4/15)
- 1.000 (8-8) - Shavon Coleman, vs. Bethune-Cookman (1/5/13)
- 1.000 (8-8) - Andre Stringer, vs. Vanderbilt (3/6/14)
- .917 (11-12) - Jordan Mickey, vs. Mississippi State (2/19/14)
- .889 (8-9) - Tim Quarterman, vs. Ole Miss (2/28/15)
- .889 (8-9) - Charles Carmouche, at Marquette (12/22/12)
- .833 (10-12) - Andre Stringer, vs. Auburn (2/8/14)
- .833 (10-12) - Johnny O'Bryant III, vs. Southeastern (11/22/13)
- .800 (8-10) - Anthony Hickey, vs. Northwestern State (11/20/12)
- .800 (8-10) - Jordan Mickey, vs. New Orleans (11/19/13)

Rebounds

- 20 - Jordan Mickey, at Mississippi State (1/31/15)
- 17 - Jordan Mickey, at Missouri (1/8/15)
- 16 - Jarell Martin, vs. Auburn (3/13/15)
- 16 - Jarell Martin, vs. Auburn (2/5/15)
- 16 - Johnny O'Bryant III, at Arkansas (2/15/14)
- 14 - Johnny O'Bryant III, at Georgia (1/19/13)
- 14 - Johnny O'Bryant III, vs. Northwestern State (11/16/13)
- 13 - Johnny O'Bryant III, at UC Irvine (12/18/12)
- 13 - Jordan Mickey, vs. Kentucky (3/14/14)
- 13 - Jordan Mickey, vs. Missouri (1/21/14)
- 13 - Jordan Mickey, vs. Northwestern State (11/16/13)

Assists

- 10 - Tim Quarterman, vs. Ole Miss (2/28/15)
- 10 - Josh Gray at Ole Miss (1/14/15)
- 10 - Charles Carmouche, at Marquette (12/22/12)
- 9 - Tim Quarterman, vs. UAB (12/21/13)
- 8 - Tim Quarterman, at Texas A&M (2/17/15)
- 8 - Tim Quarterman, at Florida (1/20/15)
- 8 - Josh Gray, vs. Savannah State (1/13/15)
- 8 - Tim Quarterman, at UAB (12/18/14)
- 8 - Johnny O'Bryant III vs. Miss. State (2/16/13)
- 8 - Charles Carmouche, at South Carolina (2/14/13)
- 8 - Anthony Hickey, vs. Alabama (3/13/14)
- 8 - Anthony Hickey, vs. Texas A&M (2/26/14)
- 8 - Anthony Hickey, at Kentucky (2/22/14)

Steals

- 8 - Anthony Hickey, vs. Texas A&M (1/23/13)
- 7 - Anthony Hickey, vs. UC Santa Barbara (11/9/12)
- 7 - Anthony Hickey, vs. Southeastern (11/22/13)
- 6 - Anthony Hickey, vs. Seton Hall (11/29/12)
- 5 - 8 times

Blocked Shots

- 7 - Jordan Mickey, at Tennessee (2/14/15)
- 7 - Jordan Mickey, vs. Texas A&M (1/17/15)
- 7 - Jordan Mickey, at UAB (12/18/14)
- 7 - Jordan Mickey, at Ole Miss (1/15/14)
- 6 - Jordan Mickey, 9 times; Jarell Martin 1 time

Individual Records

POINTS

LSU:	53	by Shaquille O'Neal, vs. Arkansas State, 12/18/90
	50	by Chris Jackson, vs. Tennessee, 02/11/99
	49	by Chris Jackson, vs. Florida, 03/01/89
	48	by Chris Jackson, vs. Louisiana Tech, 12/06/88
	45	by Chris Jackson, vs. Georgia, 01/24/90
Opp:	48	by Hank Gathers, Loyola Marymount, 02/03/90

FIELD GOALS MADE

LSU:	19	by Chris Jackson, vs. Florida, 03/01/89
	18	by Bill "Fig" Newton, vs. Georgetown, 01/06/72
	18	by Chris Jackson, vs. Louisiana Tech, 12/06/88
	18	by Chris Jackson, vs. Southern Miss, 11/19/89
	18	by Shaquille O'Neal, vs. Arkansas State, 12/18/90
	18	by Shaquille O'Neal, vs. Northern Arizona, 12/28/91
Opp:	20	by Hank Gathers, Loyola Marymount, 02/03/90

FIELD GOAL PERCENTAGE (MINIMUM 10 ATTEMPTS)

LSU:	1.000	by Stanley Roberts, 10-10, Loyola Marymount, 02/03/90;
	1.000	by Durand Macklin, 12-12, vs. Mississippi State, 01/05/80
Opp:	.909	by Ronnie Williams, Florida, 10-11, 01/02/82
		by Bob Guyette, Kentucky, 10-11, 01/05/74

THREE POINT FIELD GOALS MADE

LSU:	10	by Chris Jackson, vs. Tennessee, 02/10/90
	8	by Maurice Carter, vs. Arkansas, 01/02/99
	8	by Ronnie Henderson, vs. Kentucky, 02/15/94
Opp:	9	by Anderson Hunt, UNLV, 01/28/90

THREE POINT FG PERCENTAGE (MINIMUM 5 ATTEMPTS)

LSU:	1.000	by Antonio Hudson, 6-6, vs. Louisiana-Lafayette, 11/21/04
	1.000	by Collis Temple, 5-5, vs. Nicholls State, 12/22/00
	1.000	by Darrel Mitchell, 5-5, vs. Auburn, 02/26/03
Opp:	1.000	by Sonny Weems, Arkansas, 5-5, 01/26/08

FREE THROWS MADE

LSU:	17	by Shaquille O'Neal, vs. Arkansas State, 12/18/90
Opp:	15	by Ernie Grunfeld, Tennessee, 01/15/77

FREE THROWS ATTEMPTED

LSU:	21	by Shaquille O'Neal, vs. Arkansas State, 12/18/90
Opp:	18	by Leon Douglas, Alabama, 02/17/75

FREE THROW PERCENTAGE (MIN. 10 MADE)

LSU:	1.000	by Eddie Palubinskas, 16-16, vs. Mississippi State, 03/01/73
Opp:	1.000	by Carlos Zuniga, Tulane, 10-10, 12/04/78
	1.000	by Sidney Moncrief, Arkansas, 10-10, 12/29/77
	1.000	by Joe Rogers, Villanova, 10-10, 12/28/76

REBOUNDS

LSU:	32	by Durand Macklin, vs. Tulane, 11/26/76
Opp:	23	by Larry Fry, Mississippi State, 01/16/75

ASSISTS

LSU:	19	by Kenny Higgs, vs. Georgia, 01/17/77
	18	by Randy Livingston, vs. George Mason, 12/03/94
	18	by Kenny Higgs, vs. Tennessee, 01/15/77
	17	by Kenny Higgs, vs. Mississippi State, 02/16/76
	16	by Kenny Higgs, vs. Vanderbilt, 02/28/76
OPP:	15	by Eddie Johnson, Auburn, 01/03/76

BLOCKED SHOTS

LSU:	12	by Shaquille O'Neal, vs. Loyola Marymount, 02/03/90
Opp:	7	by Jarvis Varnado, Mississippi State, 01/09/08

STEALS

LSU:	10	by Shawn Griggs, vs. Tennessee, 02/23/91
Opp:	9	by Mike Varos, Cal State Los Angeles, 12/08/89

Team Records

POINTS

LSU:	159	vs. Northern Arizona, 159-86, 12/28/91
	148	vs. Loyola Marymount, 148-141, 02/03/90
	128	vs. Tennessee Martin, 128-89, 12/20/88
	127	vs. George Mason, 127-104, 12/03/94

	123	vs. Nicholls State, 123-61, 12/30/91
Opp:	141	by Loyola Marymount, 148-141 (OT), 02/03/90
	129	by Kentucky, 97-129, 01/16/96
	127	by Illinois, 100-127, 12/22/88
	114	by Loyola Marymount, 122-114, 12/20/90
	113	by Tennessee, 119-113, 02/10/90

FIELD GOALS MADE

LSU:	61	vs. Loyola Marymount, 02/03/90; vs. Northern Arizona, 12/28/91
Opp:	53	by Illinois, 12/22/88

FIELD GOALS ATTEMPTED

LSU:	103	vs. Northern Arizona, 12/28/91
Opp:	116	by Loyola Marymount, 02/11/89

FIELD GOAL PERCENTAGE

LSU:	.703	vs. Centenary, 01/15/03
Opp:	.684	by Tulane, 03/12/82

FREE THROWS MADE

LSU:	41	vs. Tulane, 12/22/79
Opp:	31	by Tulane, 03/12/82

FREE THROWS ATTEMPTED

LSU:	55	vs. Tulane, 12/22/79
Opp:	42	by Tulane, 03/12/82; Georgia, 03/12/82

MOST THREE-POINT FIELD GOALS MADE

LSU:	16	vs. Auburn, 02/26/03
OPP:	18	vs. Ohio State, 01/15/05

FOULS

LSU:	39	vs. Ole Miss, 01/14/84
Opp:	42	by Tulane, 12/22/79

MARGIN OF VICTORY


LSU:	75	vs. Grambling State, 112-37, 11/20/99
	73	vs. Northern Arizona, 158-86, 12/28/91
	62	vs. Nicholls State, 123-61, 12/30/91
	54	vs. Nicholls State, 96-42, 11/17/06
	48	twice, last in 1997
Opp:	32	by Kentucky, 129-97, 01/16/96
	27	by Illinois, 127-100, 12/22/88
	26	by Kentucky, 81-55, 02/06/10
	26	by Ole Miss, 83-57, 02/18/98
	24	by Kentucky, 74-50, 01/28/12
	24	by Florida, 75-51, 01/21/87

POINTS IN ONE HALF

LSU:	80	vs. Northern Arizona, 1st half, 12/28/91
	79	vs. Northern Arizona, 2nd half, 12/28/91
	72	vs. Loyola Marymount, 1st half, 02/03/90
	70	vs. Tulane, 2nd half, 12/04/78
Opp:	86	by Kentucky, 1st half, 01/16/96
	76	by Loyola Marymount, 2nd half, 02/03/90
	66	by Illinois, 2nd half, 12/22/88
	61	by Illinois, 1st half, 12/22/88

MOST WINS

LSU:	19	in 2008-09 season
Opp:	7	in 1994-95; 1995-96; 2000-01, 09-10 season



Maurice Carter (1999) was the last player to hit at least eight treys in a game at the Maravich Center.

SCORING

1. Pete Maravich	1967-70	3667
2. Rudy Macklin	1976-81	2080
3. Tasmin Mitchell	2005-10	1989
4. Howard Carter	1979-83	1942
5. Shaquille O'Neal	1989-92	1941
6. Bob Pettit	1951-54	1916
7. Kenny Higgs	1974-78	1896
8. Chris Jackson	1988-90	1854
9. Ronald Dupree	1999-03	1726
10. Derrick Taylor	1981-82; 83-86	1590

SCORING AVERAGE

1. Pete Maravich	1967-70	44.2
2. Chris Jackson	1988-90	29.0
3. Bob Pettit	1951-54	27.4
4. Shaquille O'Neal	1989-92	21.6
5. Glenn Hansen	1973-75	20.5
6. Marcus Thornton	2007-09	20.4
7. Ronnie Henderson	1993-96	20.3
8. Roger Sigler	1954-57	19.1
9. Eddie Palubinskas	1972-74	18.5
10. Kenny Higgs	1974-78	17.9

FIELD GOALS MADE

1. Pete Maravich	1967-70	1387
2. Rudy Macklin	1976-81	852
3. Howard Carter	1979-83	806
4. Shaquille O'Neal	1989-92	786
5. Tasmin Mitchell	2006-10	762
6. Bob Pettit	1951-54	721
7. Kenny Higgs	1974-78	687
8. Ronald Dupree	2000-03	665
9. Chris Jackson	1988-90	664
10. Leonard Mitchell	1980-84	630

3-POINT FG MADE

1. Darrel Mitchell	2002-06	258
2. Andre Stringer	2010-14	242
3. Torris Bright	2000-03	237
4. Ronnie Henderson	1993-96	189
5. Clarence Ceasar	1991-95	175
6. Antonio Hudson	2001-05	174
7. Chris Jackson	1988-90	172
8. Collis Temple III	2000-03	171
9. Marcus Thornton	2007-09	168
10. Maurice Carter	1995-99	157

FIELD GOAL PCT. (MIN. 250 ATT.)

1. Dave Ramsden	1967-69	.643
2. Shaquille O'Neal	1989-92	.610
3. Tyrus Thomas	2005-06	.608
4. Rudy Macklin	1976-81	.595
5. Al Sanders	1969-72	.585
6. Stanley Roberts	1989-90	.576
7. Jaime Lloreda	2002-04	.571
8. Stromile Swift	1998-00	.560
8. Vernel Singleton	1988-92	.560
10. Floyd Bailey	1974-78	.557

ASSISTS

1. Kenny Higgs	1974-78	645
2. Ethan Martin	1977-81	638
3. Torris Bright	2000-03	544
4. Garrett Temple	2005-09	482
5. Pete Maravich	1967-70	425
6. Derrick Taylor	1981-82; 83-86	401
7. Darrel Mitchell	2002-06	367
8. Anthony Hickey	2011-14	360
9. Andre Stringer	2010-14	314
9. Ricky Blanton	1984-86; 87-89	314

FREE THROWS MADE

1. Pete Maravich	1967-70	893
2. Kenny Higgs	1974-78	522
3. Bob Pettit	1951-54	474
4. Vernel Singleton	1988-92	432
5. Glen Davis	2004-07	429
6. Ethan Martin	1977-81	390
7. Rudy Macklin	1976-81	376
8. Roger Sigler	1954-57	372
9. Shaquille O'Neal	1989-92	369
10. Derrick Taylor	1981-82; 83-86	364

FREE THROW PCT. (MIN. 200 ATT.)

1. Eddie Palubinskas	1972-74	.875
2. Chris Jackson	1988-90	.863
3. Don Redden	1982-86	.840
4. Kenny Drost	1964-67	.839
5. Bo Spencer	2007-10	.828
6. Harry Heroman	1963-66	.816
7. Derrick Taylor	1981-82; 83-86	.801
8. George Nattin	1959-62	.792
9. Howard Carter	1979-83	.789
10. Andre Stringer	2010-14	.787

3-POINT FG PCT. (MIN. 75 ATT.)

1. Justin Anderson	1991-92	.489
2. Jamie Brandon	1991-93	.438
3. Anthony Wilson	1986-87	.421
4. Ricky Blanton	1987-89	.411
5. Mike Hansen	1990-93	.397
6. Darrel Mitchell	2002-06	.396
7. Keith Hornsby	2014-15	.393
8. Torris Bright	1999-03	.392
9. Landers Nolley	1994-96	.383
10. Marcus Thornton	2007-09	.382

REBOUNDS

1. Rudy Macklin	1976-81	1276
2. Shaquille O'Neal	1989-92	1217
3. Al Sanders	1969-72	1168
4. Bob Pettit	1951-54	1039
5. Ned Clark	1951-55	998
6. Tasmin Mitchell	2005-10	950
7. Leonard Mitchell	1980-84	922
8. Glen Davis	2004-07	916
9. Ronald Dupree	2000-03	907
10. Lionel Green	1975-79	809

REBOUNDING AVERAGE

1. Bob Pettit	1951-54	14.8
2. Al Sanders	1969-72	14.1
3. Shaquille O'Neal	1989-92	13.5
4. Ned Clark	1951-55	11.8
5. Rudy Macklin	1976-81	10.4
5. Dick Maile	1962-65	10.4
7. Roger Sigler	1953-56	10.3
8. Maury Drummond	1960-63	10.2
9. Jaime Lloreda	2002-04	10.1
10. Danny Hester	1968-70	10.0



Kenny Higgs has a school-best 645 assists.

BLOCKED SHOTS

1. Shaquille O'Neal	1989-92	412
2. Jordan Mickey	2013-15	219
3. Chris Johnson	2005-09	176
4. Stromile Swift	1998-00	130
5. Storm Warren	2008-12	121
6. Garrett Temple	2005-09	113
7. Glen Davis	2004-07	110
8. Brandon Bass	2003-05	104
9. Jose Vargas	1984-88	100
10. Tyrus Thomas	2005-06	99

STEALS

1. Clarence Ceasar	1991-95	310
2. Ethan Martin	1977-81	279
3. Torris Bright	2000-03	246
4. Darrel Mitchell	2002-06	219
5. Anthony Hickey	2011-14	216
6. Derrick Taylor	1981-82; 83-86	207
7. Jerry Reynolds	1982-85	194
8. Garrett Temple	2005-09	191
9. Tasmin Mitchell	2005-10	190
10. Darryl Joe	1986-88	169

MINUTES PLAYED

1. Tasmin Mitchell	2005-10	4692
2. Garrett Temple	2005-09	4432
3. Howard Carter	1979-83	4276
4. Torris Bright	2000-03	4250
5. Rudy Macklin	1976-81	3965
6. Darrel Mitchell	2002-06	3891
7. Derrick Taylor	1981-82; 83-86	3835
8. Leonard Mitchell	1980-84	3832
9. Ronald Dupree	2000-03	3710
10. Andre Stringer	2010-14	3709

SCORING

1. Pete Maravich	1969-70	1381
2. Pete Maravich	1968-69	1148
3. Pete Maravich	1967-68	1138
4. Chris Jackson	1988-89	965
5. Chris Jackson	1989-90	889
6. Bob Pettit	1953-54	785
7. Shaquille O'Neal	1990-91	774
8. Marcus Thornton	2008-09	739
9. Shaquille O'Neal	1991-92	722
10. Glen Davis	2005-06	669

SCORING AVERAGE

1. Pete Maravich	1969-70	44.5
2. Pete Maravich	1968-69	44.2
3. Pete Maravich	1967-68	43.8
4. Bob Pettit	1953-54	31.4
5. Chris Jackson	1988-89	30.2
6. Chris Jackson	1989-90	27.8
7. Shaquille O'Neal	1990-91	27.6
8. Bob Pettit	1951-52	25.5
9. Roger Sigler	1955-56	25.1
10. Bob Pettit	1952-53	24.7

FIELD GOALS MADE

1. Pete Maravich	1969-70	522
2. Pete Maravich	1968-69	433
3. Pete Maravich	1967-68	432
4. Chris Jackson	1988-89	359
5. Shaquille O'Neal	1990-91	312
6. Chris Jackson	1989-90	305
7. Shaquille O'Neal	1991-92	294
8. Bob Pettit	1953-54	281
9. John Williams	1985-86	269
10. Marcus Thornton	2008-09	256

3-POINT FG MADE

1. Anthony Wilson	1986-87	95
2. Marcus Thornton	2007-08	90
3. Chris Jackson	1989-90	88
4. Chris Jackson	1988-89	84
5. Darrel Mitchell	2005-06	82
6. Marcus Thornton	2008-09	78
7. Torris Bright	2001-02	76
8. Andre Stringer	2013-14	74
9. Keith Hornsby	2014-15	72
Ronnie Henderson	1993-94	72

FIELD GOAL PCT. (MIN. 100 ATT.)

1. David Ramsden	1968-69	.6747
2. Ralph Jukkola	1967-68	.6377
3. Shaquille O'Neal	1990-91	.6278
4. Rudy Macklin	1980-81	.6246
5. Rudy Macklin	1977-78	.6217
6. Shaquille O'Neal	1991-92	.6151
7. Stromile Swift	1999-00	.6080
Tyrus Thomas	2005-06	.6080
9. Rudy Macklin	1979-80	.6057
10. Al Sanders	1971-72	.5958

ASSISTS

1. Kenny Higgs	1976-77	239
2. T.J. Pugh	1990-91	196
3. Pete Maravich	1969-70	192
4. Ethan Martin	1980-81	190
5. Ethan Martin	1979-80	174
6. Kenny Higgs	1975-76	173
7. Darrel Mitchell	2005-06	160
8. Randy Livingston	1994-95	151
9. Torris Bright	2002-03	150
Ethan Martin	1978-79	150

ASSISTS AVERAGE

1. Randy Livingston	1994-95	9.4
2. Kenny Higgs	1976-77	8.8
3. Kenny Higgs	1975-76	6.6
Mike Darnell	1974-75	6.6
5. T. J. Pugh	1990-91	6.5
6. Pete Maravich	1969-70	6.1
7. Ethan Martin	1980-81	5.5
8. Ethan Martin	1979-80	5.4
9. Ethan Martin	1978-79	5.3
10. Tommy Hess	1971-72	5.0
Tommy Hess	1970-71	5.0

FREE THROWS MADE

1. Pete Maravich	1969-70	337
2. Pete Maravich	1968-69	282
3. Pete Maravich	1967-68	274
4. Bob Pettit	1953-54	223
5. Chris Jackson	1989-90	191
6. Glen Davis	2005-06	163
Chris Jackson	1988-89	163
Kenny Higgs	1976-77	163
9. Roger Sigler	1955-56	151
10. Shaquille O'Neal	1990-91	150

FREE THROW PCT. (MIN. 50 ATT.)

1. Chris Jackson	1989-90	.9095
2. Kenny Drost	1965-66	.9024
3. Eddie Palubinskis	1972-73	.8954
4. Derrick Taylor	1985-86	.8804
5. Anthony Wilson	1985-86	.8800
6. Don Redden	1984-85	.8732
7. Jordy Hultberg	1976-77	.8667
8. Harry Heroman	1965-66	.8627
9. Bob Miller	1976-77	.8621
10. Jermaine Williams	2001-02	.8537

3-POINT FG PCT. (MIN. 50 ATT.)

1. Jamie Brandon	1992-93	.509
2. Justin Anderson	1991-92	.489
3. Fess Irvin	1986-87	.463
4. Mike Hanson	1992-93	.452
5. Brian Beshara	1998-99	.431
6. Darrel Mitchell	2002-03	.424
7. Landers Nolley	1994-95	.421
Anthony Wilson	1986-87	.421
9. Darrel Mitchell	2003-04	.419
10. Maurice Carter	1998-99	.415

REBOUNDS

1. Al Sanders	1969-70	474
2. Bob Pettit	1953-54	432
3. Shaquille O'Neal	1991-92	421
4. Shaquille O'Neal	1990-91	411
5. Shaquille O'Neal	1989-90	385
6. Ned Clark	1954-55	380
7. Al Sanders	1970-71	369
8. Rudy Macklin	1980-81	351
9. Glen Davis	2005-06	350
10. Danny Hester	1969-70	345

REBOUNDING AVERAGE

1. Bob Pettit	1953-54	17.3
2. Ned Clark	1954-55	15.8
3. Al Sanders	1970-71	14.8
4. Al Sanders	1969-70	14.8
5. Shaquille O'Neal	1990-91	14.7
6. Shaquille O'Neal	1991-92	14.0
7. Bob Pettit	1952-53	13.9
8. Roger Sigler	1954-55	13.8
9. Bob Pettit	1951-52	13.1
10. Maury Drummond	1960-61	12.5

BLOCKED SHOTS

1. Shaquille O'Neal	1991-92	157
2. Shaquille O'Neal	1990-91	140
3. Shaquille O'Neal	1989-90	115
4. Jordan Mickey	2014-15	113
5. Jordan Mickey	2013-14	106
6. Tyrus Thomas	2005-06	99
7. Stromile Swift	1999-00	95
8. Chris Johnson	2008-09	95
9. Anthony Randolph	2007-08	70
10. Chris Johnson	2007-08	66

BLOCK SHOT AVERAGE

1. Shaquille O'Neal	1991-92	5.2
2. Shaquille O'Neal	1990-91	5.0
3. Jordan Mickey	2014-15	3.6
3. Shaquille O'Neal	1989-90	3.6
5. Jordan Mickey	2013-14	3.1
5. Tyrus Thomas	2005-06	3.1
7. Stromile Swift	1999-00	2.8
8. Chris Johnson	2008-09	2.7
9. Chris Johnson	2007-08	2.6
10. Anthony Randolph	2007-08	2.3

STEALS

1. Darryl Joe	1986-87	93
2. Clarence Ceasar	1991-92	90
3. Derrick Taylor	1985-86	86
4. Anthony Hickey	2012-13	85
5. Ethan Martin	1980-81	83
6. Shawn Griggs	1990-91	81
7. Jerry Reynolds	1983-84	81
8. Darryl Joe	1987-88	80
9. Clarence Ceasar	1993-94	80
10. Jermaine Williams	2001-02	76

STEALS AVERAGE

1. Clarence Ceasar	1994-95	3.0
2. Clarence Ceasar	1993-94	2.96
3. Anthony Hickey	2012-13	2.93
4. Clarence Ceasar	1991-92	2.90
5. Shawn Griggs	1990-91	2.8
6. Jerry Reynolds	1983-84	2.8
7. Darryl Joe	1987-88	2.7
8. Darryl Joe	1986-87	2.5
9. Ethan Martin	1980-81	2.4
10. Clarence Ceasar	1992-93	2.3

MINUTES PLAYED

1. Derrick Taylor	1985-86	1342
2. Anthony Wilson	1986-87	1338
3. Darrel Mitchell	2005-06	1322
4. John Williams	1985-86	1277
5. Tasmin Mitchell	2005-06	1240
6. Ricky Blanton	1988-89	1231
7. Nikita Wilson	1986-87	1219
8. Howard Carter	1980-81	1209
9. Garrett Temple	2005-06	1207
10. Ronald Dupree	2001-02	1203

SCORING

1.	Pete Maravich vs. Alabama	Feb. 7, 1970	69
2.	Pete Maravich vs. Tulane	Feb. 10, 1969	66
3.	Pete Maravich vs. Kentucky	Feb. 21, 1970	64
4.	Pete Maravich vs. Vanderbilt	Dec. 11, 1969	61
5.	Bob Pettit vs. Louisiana College	Dec. 7, 1953	60
6.	Pete Maravich vs. Alabama	Feb. 17, 1968	59
7.	Pete Maravich vs. Georgia	March 8, 1969	58
	Pete Maravich vs. Mississippi State	Dec. 22, 1967	58
9.	Bob Pettit vs. Georgia	Jan. 9, 1954	57
10.	Pete Maravich (6 times)		55
	Chris Jackson (1)		

FIELD GOALS MADE

1.	Pete Maravich vs. Alabama	Feb. 7, 1970	26
1.	Pete Maravich vs. Vanderbilt	Dec. 11, 1969	26
3.	Pete Maravich vs. Tulane	Feb. 10, 1969	25
4.	Pete Maravich vs. Alabama	Feb. 17, 1968	24
5.	Pete Maravich vs. Kentucky	Feb. 21, 1970	23
5.	Bob Pettit vs. Georgia	Jan. 9, 1954	23

FIELD GOALS ATTEMPTED

1.	Pete Maravich vs. Alabama	Feb. 7, 1970	57
1.	Pete Maravich vs. Vanderbilt	Jan. 29, 1969	57
3.	Pete Maravich vs. Vanderbilt	Dec. 11, 1969	54
4.	Pete Maravich vs. Kentucky	Feb. 22, 1969	53
5.	Pete Maravich vs. Alabama	Feb. 17, 1968	52

FIELD GOAL PERCENTAGE (MIN. 10 ATTEMPTS)

1.	Durand Macklin vs. Mississippi State (12-12)	Jan. 5, 1980	1.000
1.	Stanley Roberts vs. Loyola Marymount (10-10)	Feb. 3, 1990	1.000
1.	Bill Wilson vs. Georgia (10-10)	Jan. 4, 1964	1.000
4.	Brandon Bass vs. Louisiana-Lafayette (11-12)	Nov. 21, 2004	.917
4.	Nikita Wilson vs. Montana State (11-12)	Nov. 22, 1985	.917
	Durand Macklin vs. Ole Miss (11-12)	Jan. 28, 1977	.917
	Ray Lewis vs. Alabama (11-12)	Feb. 20, 1962	.917

3-POINT FIELD GOALS MADE

1.	Chris Jackson vs. Tennessee	Feb. 10, 1990	10
2.	Chris Jackson at Ole Miss	March 4, 1989	9
3.	Marcus Thornton at Auburn	Jan. 30, 2008	8
	Maurice Carter vs. Arkansas	Jan. 2, 1999	8
	Ronnie Henderson vs. Kentucky	Feb. 15, 1994	8
6.	Maurice Carter vs. Texas	Dec. 19, 1998	7
	Ronnie Henderson vs. Maryland-Baltimore County	Dec. 30, 1994	7
	Mike Hansen vs. Tennessee	Jan. 22, 1991	7
	Chris Jackson vs. Vanderbilt	Feb. 18, 1990	7
	Chris Jackson vs. Kentucky	Feb. 15, 1990	7
	Chris Jackson vs. Mississippi State	Jan. 4, 1990	7

3-POINT FIELD GOAL ATTEMPTS


1.	Chris Jackson vs. Tennessee	Feb. 10, 1990	20
1.	Chris Jackson at Ole Miss	March 4, 1989	20
3.	Chris Jackson vs. Kentucky	Feb. 15, 1990	17
4.	Marcus Thornton vs. Auburn	Jan. 16, 2008	16
5.	Marcus Thornton at Auburn	Jan. 30, 2008	15
	Maurice Carter vs. Arkansas	Jan. 2, 1999	15
	Ronnie Henderson vs. Alabama	Feb. 11, 1995	15
8.	Anthony Hickey vs. Memphis	Nov. 29, 2013	14
	Anthony Hickey at Missouri	March 2, 2013	14
	Gene Nabors vs. Auburn	Jan. 21, 1996	14
	Ronnie Henderson vs. UCLA	Dec. 18, 1993	14

3-POINT FIELD GOAL PERCENTAGE (MINIMUM 5 ATTEMPTS)

1.	Collis Temple III vs. Nicholls State (5-5)	Dec. 22, 2000	1.000
	Torris Bright vs. Arizona (5-5)	Dec. 20, 2000	1.000
	Darrel Mitchell vs. Auburn (5-5)	Feb. 26, 2003	1.000
	Antonio Hudson vs. Louisiana-Lafayette (6-6)	Nov. 21, 2004	1.000
5.	Collis Temple III vs. Vanderbilt (6-7)	March 10, 2000	.857
6.	Bo Spencer vs. Arkansas (5-6)	Jan. 31, 2009	.833
	Torris Bright vs. Centenary (5-6)	Dec. 21, 1999	.833
	Ronnie Henderson vs. Texas (5-6)	Nov. 26, 1994	.833
	Anthony Wilson vs. Georgia (5-6)	March 7, 1987	.833
	Terry Martin vs. Louisiana Tech (5-6)	Dec. 23, 2006	.833
	Tasmin Mitchell vs. Louisiana-Monroe (5-6)	Nov. 19, 2006	.833

FREE THROWS MADE

1.	Pete Maravich vs. Oregon State	Dec. 22, 1969	30
2.	Pete Maravich vs. Florida	Feb. 12, 1969	22
3.	Kenny Higgs vs. Mississippi State	Jan. 2, 1978	18
4.	Shaquille O'Neal vs. Arkansas State	Dec. 18, 1990	17
5.	Chris Jackson vs. Florida	Dec. 10, 1988	16
	Eddie Palubinskas vs. Mississippi State	March 1, 1973	16
	Bob Pettit vs. Louisiana College	Dec. 1, 1954	16



Durand "Rudy" Macklin

FREE THROW ATTEMPTS

1.	Pete Maravich vs. Oregon State	Dec. 22, 1969	31
2.	Pete Maravich vs. Florida	Feb. 12, 1969	27
3.	Shaquille O'Neal vs. Arkansas State	Dec. 18, 1990	21
4.	Kenny Higgs vs. Mississippi State	Jan. 2, 1978	20
5.	Jarell Martin vs. Auburn	March 13, 2015	18
	Tasmin Mitchell, at Mississippi State	Feb. 11, 2009	18
	Jerry Reynolds vs. Tennessee	Feb. 6, 1984	18
	Glen Davis vs. Louisiana Tech	Dec. 23, 2006	18

FREE THROW PERCENTAGE (MINIMUM 15 ATTEMPTS)

1.	Eddie Palubinskas vs. Mississippi State (16-16)	March 1, 1973	1.000
2.	Pete Maravich vs. Oregon State (30-31)	Dec. 22, 1969	.968
3.	Chris Jackson vs. Florida (16-17)	Dec. 10, 1988	.941
4.	Anthony Wilson vs. Georgia (14-15)	March 7, 1987	.933
5.	Chris Jackson vs. Tennessee (13-15)	Feb. 10, 1989	.866
	Ricky Blanton vs. Ole Miss (13-15)	Feb. 10, 1988	.866

REBOUNDS

1.	Durand Macklin vs. Tulane	Nov. 26, 1976	32
2.	Al Sanders vs. Mississippi State	Feb. 7, 1972	26
	Al Sanders vs. Mississippi State	Feb. 1, 1971	26
4.	Danny Hester vs. Ole Miss	Jan. 31, 1970	25
	Al Sanders vs. Florida	Dec. 18, 1970	25
	Bob Pettit vs. Holy Cross	Dec. 29, 1953	25

ASSISTS

1.	Kenny Higgs vs. Georgia	Jan. 17, 1977	19
2.	Randy Livingston vs. George Mason	Dec. 3, 1994	18
	Kenny Higgs vs. Tennessee	Jan. 15, 1977	18
4.	Kenny Higgs vs. Mississippi State	Feb. 16, 1976	17
5.	Ethan Martin vs. Tulane	Dec. 6, 1980	16
	Kenny Higgs vs. Vanderbilt	Feb. 28, 1976	16

BLOCKED SHOTS

1.	Shaquille O'Neal vs. Loyola Marymount	Feb. 3, 1990	12
2.	Stromile Swift vs. Alabama	Feb. 10, 1999	11
	Shaquille O'Neal vs. BYU	March 19, 1992	11
	Shaquille O'Neal vs. Auburn	Feb. 22, 1992	11
	Shaquille O'Neal vs. South Carolina	Feb. 18, 1992	11
6.	Shaquille O'Neal vs. Florida	Jan. 26, 1991	10
	Shaquille O'Neal vs. Texas	Jan. 3, 1990	10

STEALS

1.	Shawn Griggs vs. Tennessee	Feb. 23, 1991	10
2.	Anthony Hickey vs. Texas A&M	Jan. 23, 2013	8
	Clarence Ceasar vs. Auburn	Jan. 8, 1994	8
	Shawn Griggs vs. Loyola Marymount	Dec. 20, 1990	8
	Shawn Griggs vs. Arizona	Dec. 8, 1990	8
	Derrick Taylor vs. Hawaii-Loa	Dec. 2, 1985	8

POINTS

1. Johnny Neumann, Ole Miss	Jan. 30, 1971	63
2. Gerald Glass, Ole Miss	March 4, 1989	53
3. Dan Issel, Kentucky	Feb. 21, 1970	51
4. Bob Burrow, Kentucky	Jan. 14, 1956	50
5. Ron Widby, Tennessee	1967	50

FIELD GOALS MADE

1. Johnny Neumann, Ole Miss	Jan. 30, 1971	26
2. Gerald Glass, Ole Miss	March 4, 1989	20
3. Hank Gathers, Loyola Marymount	Feb. 3, 1990	20

FIELD GOALS ATTEMPTS

1. Johnny Neumann, Ole Miss	Jan. 30, 1971	40
2. Gerald Glass, Ole Miss	March 3, 1990	37
3. Gerald Glass, Ole Miss	March 4, 1989	36

FREE THROWS MADE

1. Neal Walk, Florida	Feb. 10, 1968	18
2. Carlos Clark, Ole Miss	Jan. 15, 1983	17
3. Anthony Rosser, U.S. International	Jan. 16, 1984	16

FREE THROW ATTEMPTS

1. Neal Walk, Florida	Feb. 10, 1968	21
1. Carlos Clark, Ole Miss	Feb. 15, 1983	21
3. Anthony Rosser, U.S. International	Jan. 16, 1984	20

FREE THROW PERCENTAGE (MIN. 15 ATTEMPTS)

1. Reggie Johnson, Tennessee	Feb. 5, 1978	.933 (14-15)
2. Earvin Johnson, Michigan State	March 16, 1979	.933 (14-15)
3. Ernie Grunfeld, Tennessee	Jan. 15, 1977	.882 (15-17)

THREE-POINT FIELD GOALS MADE

1. Anderson Hunt, UNLV	Jan. 28, 1990	9
Scott Draud, Vanderbilt	Feb. 18, 1990	9
Lee Mayberry, Arkansas	March 4, 1992	9
4. Edward Garriet, McNeese State	Nov. 24, 2003	8
David Jones, Lamar	Dec. 4, 1989	8
Keenan Carpenter, Auburn	Feb. 8, 1989	8
Greg Stolt, Florida	March 4, 1999	8

THREE-POINT FIELD GOAL ATTEMPTS

1. Chris Walker, Villanova	March 15, 1990	20
2. Damon Wordlaw, McNeese State	Nov. 29, 1994	18
3. Scott Draud, Vanderbilt	Feb. 2, 1991	17
Danny Basile, Marist	Dec. 25, 1995	17

THREE-POINT FIELD GOAL PERCENTAGE (MIN. 5 ATTEMPTS)

1. Jordan McRae, Tennessee	Feb. 19, 2013	1.000 (6-6)
Dawid Przbyszeski, Vanderbilt	Feb. 21, 2004	1.000 (5-5)
Ezra Williams, Georgia	Jan. 5, 2003	1.000 (7-7)
Troy Gaines, Auburn	Feb. 26, 2003	1.000 (5-5)
Andrew Moten, Florida	Jan. 21, 1987	1.000 (5-5)
6. Kenny Gaines, Georgia	March 8, 2014	.857 (6-7)
Je'Kei Foster, Ohio State	Jan. 15, 2005	.857 (6-7)
Wesley Person, Auburn	Feb. 13, 1993	.857 (6-7)

REBOUNDS

1. Bailey Howell, Mississippi State	1957	34
2. Bob Lienhard, Georgia	1969	29
Dan Issel, Kentucky	Feb. 22, 1969	29

ASSISTS

1. Eddie Johnson, Auburn	Jan. 3, 1976	15
2. Kareem Reid, Arkansas	March 2, 1996	14
Terrell Lowery, Loyola-Marymount	Dec. 20, 1990	14
Bobby Hurley, Duke	Feb. 10, 1991	14

BLOCKED SHOTS

1. Roy Rogers, Alabama	Feb. 17, 1996	10
2. Andre Riddick, Kentucky	March 14, 1993	9
3. Charles Barkley, Auburn	1984	8

STEALS

1. Mike Varos, Cal State Los Angeles	Dec. 8, 1989	9
2. Pointer Williams, McNeese State	Dec. 1, 1995	8
3. Chris Daniels, Georgia	March 8, 2002	7
T. J. Cleveland, Arkansas	March 11, 2000	7
Eddie Shannon, Florida	Jan. 20, 1999	7
John Pelphrey, Kentucky	Feb. 15, 1990	7
Mike Ferrara, Colgate	Nov. 28, 1990	7



Team Single Game Records

MOST POINTS SCORED

1.	159 – Northern Arizona (159-86)	Dec. 28, 1991
2.	148 – vs. Loyola Marymount (148-141)	Feb. 3, 1990
3.	128 – vs. Louisiana College (128-74)	Dec. 7, 1953
3.	128 – vs. Tennessee Martin (128-89)	Dec. 20, 1988
5.	127 – vs. Tulane (127-114)	Feb. 9, 1970

HIGHEST VICTORY MARGIN

1.	94 – LSU 124, Southwestern (TN) 33	Dec. 8, 1952
2.	75 – LSU 112, Grambling State 37	Nov. 20, 1999
3.	73 – LSU 159, Northern Arizona 86	Dec. 28, 1991
4.	62 – LSU 123, Nicholls State 61	Dec. 30, 1991
5.	60 – LSU 80, Sewanee 20	Jan. 5, 1934
6.	56 – LSU 69, Louisiana-Lafayette 13	Dec. 1915
	56 – LSU 66, Millsaps 10	Feb. 6, 1918

OPPONENT MOST POINTS SCORED

1.	130 – by Florida State (FSU 130-100)	Dec. 16, 1967
2.	141 – by Loyola Marymount (LSU 148-141)	Feb. 3, 1990
3.	129 – by Kentucky (UK 129-97)	Jan. 16, 1996
4.	127 – by Kentucky (UK 127-80)	March 4, 1995
5.	121 – by Kentucky (UK 121-95)	Jan. 27, 1968
	121 – by Kentucky (UK 121-105)	Feb. 21, 1970

OPPONENTS MARGIN OF VICTORY

1.	49 – UCLA 133, LSU 84	Dec. 23, 1969
2.	47 – Kentucky 127, LSU 80	March 4, 1995
3.	46 – Vanderbilt 106, LSU 60	March 8, 1965
4.	44 – Oklahoma State 111, LSU 67	Dec. 20, 1994
5.	41 – Auburn 101, LSU 60	Feb. 13, 1965
6.	40 – Florida 102, LSU 62	Jan. 4, 1965
	40 – St. John's 102, LSU 62	Dec. 29, 1965

MOST FIELD GOALS MADE

1.	61 – vs. Northern Arizona	Dec. 28, 1991
1.	61 – vs. Loyola Marymount	Feb. 3, 1990
3.	48 – vs. Loyola Marymount	Dec. 20, 1990
4.	47 – vs. McNeese State	Jan. 20, 1992
	47 – vs. Southeastern Louisiana	Nov. 26, 1990
	47 – vs. Nicholls State	Dec. 29, 1990

MOST THREE-POINT FIELD GOALS MADE

1.	17 – vs. Tennessee	March 1, 2003
2.	16 – vs. Auburn	Feb. 26, 2003
3.	13 – at Florida	March 1, 2014
	13 – vs. Grambling State	Dec. 13, 2008
	13 – vs. Chaminade	Nov. 20, 2007
	13 – vs. Texas A&M	Nov. 30, 2002
	13 – vs. Northwestern State	Dec. 2, 2001
	13 – vs. Maryland Baltimore County	Dec. 30, 1994
	13 – vs. Ole Miss	March 10, 1989
10.	12 – at Missouri	March 2, 2013
	12 – vs. Mississippi State	Feb. 16, 2013
	12 – at Rice	Dec. 29, 2010
	12 – at South Alabama	Nov. 28, 2010
	12 – vs. Arizona State	Nov. 21, 2007
	12 – vs. Tennessee	March 2, 2001
	12 – vs. Nicholls State	March 22, 2000
	12 – vs. Tennessee	Feb. 10, 1990

MOST FREE THROWS MADE

1.	41 – vs. Tulane	Dec. 22, 1979
2.	38 – vs. Florida	Jan. 16, 1993
	37 – vs. Vanderbilt	Feb. 6, 1988
4.	36 – vs. Tennessee	Feb. 23, 1991
5.	33 – vs. Ole Miss	Jan. 14, 1984
	33 – vs. Loyola (Chicago)	Dec. 6, 1982
7.	32 – vs. Northwestern State	Nov. 12, 2010
	32 – vs. Texas A&M	Dec. 8, 1982
	32 – vs. Arkansas	Jan. 11, 1992

MOST REBOUNDS

1.	80 – vs. Montana State	Dec. 27, 1976
2.	65 – vs. Loyola Marymount	Feb. 3, 1990
3.	63 – vs. Nicholls State	Dec. 30, 1991
4.	62 – vs. Hawaii Pacific	Nov. 27, 1982
5.	61 – vs. Northern Arizona	Dec. 28, 1991
6.	60 – vs. McNeese State	Dec. 20, 1992
	60 – vs. Troy	Dec. 6, 1994
	60 – vs. Troy	Dec. 22, 1999

ASSISTS

1.	38 – vs. George Mason	Dec. 3, 1994
2.	33 – vs. Loyola Marymount	Feb. 3, 1990
	33 – vs. Georgia State	Dec. 28, 1994
4.	30 – vs. Southern	Nov. 29, 1995
	30 – vs. Texas A&M Corpus Christi	Dec. 14, 2002
6.	29 – vs. Northern Arizona	Dec. 28, 1991
	29 – vs. Troy	Dec. 6, 1994
	29 – vs. Grambling State	Nov. 28, 1999

STEALS

1.	23 – vs. Tennessee	Feb. 23, 1991
2.	20 – vs. Southeastern Louisiana	Nov. 26, 1990
	20 – vs. Nicholls State	Dec. 29, 1990
4.	19 – vs. Texas A&M	Jan. 23, 2013
5.	18 – vs. Marist	Nov. 25, 1988
	18 – vs. Central Connecticut State	Jan. 19, 1993
7.	17 – vs. Auburn	Jan. 9, 1993
	17 – vs. Cornell	Dec. 30, 1995
	17 – vs. Loyola Marymount	Dec. 20, 1990

BLOCKS

1.	16 – vs. Texas	Jan. 2, 1990
	16 – vs. Alcorn State	Nov. 20, 2008
3.	14 – vs. Alabama	March 5, 2008
	14 – vs. Georgia	Jan. 25, 2006
	14 – vs. Loyola Marymount	Feb. 3, 1990
6.	13 – vs. South Carolina	Jan. 28, 2015
	13 – vs. Houston Baptist	Dec. 28, 2012
	13 – vs. Tennessee	Jan. 14, 2006
	13 – vs. Louisiana-Lafayette	Nov. 21, 2004
	13 – vs. Texas A&M Corpus Christi	Dec. 14, 2002
	13 – vs. Auburn	March 1, 1980
	13 – vs. Georgia	Jan. 7, 1991



Team Single Season Records

RECORDS

WINS

1.	31	1980-81
2.	28	1999-00
3.	27	2008-09
3.	27	2005-06
5.	26	1985-86
	26	1979-80
7.	24	1986-87
8.	23	1989-90
	23	1978-79
10.	22	2014-15
	22	1992-93
	22	1969-70
	22	1952-53

WINNING PCT. (MIN. 10 WINS)

1.	.938 (15-1)	1921-22
2.	.933 (14-1)	1934-35
3.	.923 (12-1)	1917-18
4.	.909 (10-1)	1916-17
	.909 (10-1)	1914-15
6.	.905 (19-2)	1919-20
7.	.880 (22-3)	1952-53
8.	.861 (31-5)	1980-81
9.	.857 (18-3)	1945-46
10.	.826 (19-4)	1920-21

GAMES PLAYED

1.	39	1986-87
2.	38	1985-86
3.	36	2005-06
	36	1980-81
5.	35	2008-09
6.	34	2013-14
	34	2001-02
	34	1999-00
9.	33	2014-15
	33	2011-12
	33	1992-93

FIELD GOALS ATTEMPTS

1.	2403	1969-70
2.	2327	1985-86
3.	2303	1988-89
4.	2261	1986-87
5.	2194	1989-90
6.	2155	1992-93
7.	2144	1980-81
8.	2093	2008-09
9.	2092	2005-06
10.	2067	2013-14

FIELD GOALS MADE

1.	1170	1985-86
2.	1159	1969-70
3.	1116	1989-90
4.	1115	1988-89
5.	1098	1980-81
6.	1047	1986-87
7.	1019	1979-80
8.	1010	1990-91
9.	1000	1991-92
10.	972	2005-06

3-POINT FG ATTEMPTED

1.	675	2013-14
2.	658	2012-13
3.	624	2007-08
4.	614	1995-96
5.	572	2008-09
6.	571	2002-03
6.	571	2004-05
8.	564	1993-94
9.	561	2010-11
	561	2001-02

3-POINT FG MADE

1.	234	2012-13
2.	231	2013-14
3.	215	2002-03
4.	213	2008-09
5.	205	2004-05
6.	204	2001-02
7.	201	2007-08
8.	196	1999-00
9.	194	2000-01
9.	194	1995-96

3-POINT FG PERCENTAGE

1.	.401	1986-87
2.	.388	1988-89
3.	.377	2002-03
4.	.372	2008-09
5.	.368	1992-93
6.	.367	1991-92

FIELD GOAL PERCENTAGE

1.	.521	1978-79
2.	.520	1970-71
3.	.512	1980-81
4.	.509	1989-90
	.509	1979-80
6.	.503	1985-86
7.	.501	1984-85
8.	.495	1990-91
9.	.490	1991-92
10.	.488	1973-74

FREE THROWS MADE

1.	667	1969-70
2.	653	1980-81
3.	573	1990-91
4.	557	1988-89
5.	552	1999-00
6.	542	2005-06
7.	537	1985-86
8.	536	1989-90
9.	530	2008-09
10.	526	1991-92

FREE THROWS ATTEMPTS

1.	944	1980-81
2.	917	1969-70
3.	858	1999-00
4.	840	1990-91
5.	820	1991-92
6.	804	1988-89
7.	786	2005-06
8.	782	1986-87
9.	774	1983-84
10.	759	1955-56

FREE THROW PERCENTAGE

1.	.770	1988-89
2.	.750	1985-86
3.	.741	2007-08
4.	.737	1963-64
5.	.730	2004-05
6.	.727	1969-70
7.	.720	1972-73
8.	.716	2008-09
9.	.714	1984-85
9.	.714	1967-68

REBOUNDS

1.	1691	1969-70
2.	1457	1989-90
3.	1447	2005-06
4.	1401	1986-87
5.	1373	1999-00
6.	1365	2008-09
7.	1334	2013-14
8.	1316	1990-91
9.	1308	1991-92
10.	1298	1985-86
10.	1298	1964-65

REBOUND AVERAGE

1.	52.8	1969-70
2.	49.9	1964-65
3.	47.1	1962-63
4.	47.0	1963-64
4.	47.0	1961-62
6.	46.5	1954-55
7.	46.2	1977-78
8.	46.0	1970-71
8.	46.0	1968-69
10.	45.5	1989-90
10.	45.5	1976-77

PERSONAL FOULS

1.	747	1986-87
2.	727	1980-81
3.	697	1978-79
4.	675	1977-78
5.	669	1979-80
6.	663	1982-83
7.	661	1989-90
8.	660	1969-70
9.	657	1985-86
10.	639	1973-74

FOULED OUT

1.	37	1973-74
1.	37	1952-53
3.	33	1978-79
3.	33	1977-78
5.	32	1976-77
6.	30	1957-58
7.	29	1974-75
8.	28	1989-90
8.	28	1969-70
10.	27	1988-89
10.	27	1972-73
10.	27	1971-72

ASSISTS

1.	616	1974-75
2.	577	1985-86
3.	566	1990-91
4.	547	2005-06
5.	538	1975-76
6.	529	2008-09
7.	527	1986-87
7.	527	1980-81
9.	526	1989-90
10.	525	1988-89

BLOCKED SHOTS

1.	236	2005-06
2.	225	1989-90
3.	212	2008-09
4.	206	1991-92
5.	204	2014-15
6.	199	2013-14
7.	198	1990-91
8.	196	2007-08
9.	180	1999-00
10.	155	2006-07

STEALS

1.	352	1986-87
2.	316	1990-91
2.	316	1992-93
4.	313	1999-00
5.	311	1991-92
6.	306	1985-86
7.	298	2005-06
8.	297	1980-81
9.	282	2012-13
10.	280	2001-02

POINTS

1.	2985	1969-70
2.	2966	1988-89
3.	2921	1989-90
4.	2877	1985-86
5.	2851	1980-81
6.	2785	1986-87
7.	2713	1991-92
7.	2713	1990-91
9.	2633	2005-06
10.	2617	2008-09

SCORING AVERAGE

1.	93.3	1969-70
2.	92.7	1988-89
3.	91.3	1989-90
4.	90.4	1990-91
5.	89.1	1968-69
6.	88.7	1967-68
7.	87.5	1991-92
8.	85.6	1970-71
9.	84.1	1977-78
10.	83.5	1974-75



Opponent Team Season Records



Jordan Mickey

POINTS

1.	2861	1988-89
2.	2860	1969-70
3.	2679	1985-86
4.	2658	1986-87
5.	2620	1989-90
6.	2449	1980-81
7.	2433	1992-93
8.	2423	2013-14
	2423	1990-91
10.	2354	1991-92

FIELD GOALS MADE

1.	1117	1969-70
2.	1113	1985-86
3.	1096	1988-89
4.	973	1986-87
5.	971	1980-81
6.	919	1992-93
7.	918	2013-14
8.	903	1990-91
9.	901	1989-90

FIELD GOALS ATTEMPTED

1.	2497	1969-70
2.	2263	1988-89
3.	2257	1985-86
4.	2240	1986-87
5.	2222	1989-90
6.	2137	2005-06
7.	2129	1990-91

FIELD GOAL PERCENTAGE

1.	.511	1981-82
2.	.493	1985-86
3.	.492	1966-67
4.	.489	1993-94
5.	.484	1974-75
5.	.484	1988-89
7.	.472	1984-85
8.	.471	1983-84
8.	.471	1980-81
10.	.464	1992-93
10.	.464	1982-83

FREE THROWS MADE

1.	626	1969-70
2.	603	1956-57
3.	569	1986-87
4.	565	1955-56
5.	561	1989-90
6.	545	2013-14
7.	533	1983-84
8.	529	1994-95

FREE THROW ATTEMPTS

1.	928	1969-70
2.	881	1955-56
3.	863	1956-57
4.	800	1989-90
5.	789	1954-55
6.	784	1994-95
7.	778	2013-14
8.	758	1995-96
9.	747	1983-84

FREE THROW PERCENTAGE

1.	.744	1962-63
2.	.737	1984-85
3.	.733	1986-87
4.	.729	1974-75
5.	.725	1970-71
6.	.719	1980-81
7.	.714	1983-84

3-POINT FG MADE

1.	257	1989-90
2.	233	2005-06
3.	233	1999-00
4.	226	2001-02
5.	226	1994-95
6.	225	2004-05
7.	221	1996-97
7.	221	1995-96

3-POINT FG ATTEMPTS

1.	745	1999-00
2.	734	1989-90
3.	684	2001-02
4.	677	2005-06
5.	646	1995-96
6.	629	1994-95

3-POINT FG PERCENTAGE

1.	.390	1986-87
2.	.379	2004-05
3.	.369	2000-01
4.	.365	1996-97
5.	.361	1988-89
6.	.358	2013-14
7.	.354	2002-03
7.	.354	1990-91
9.	.350	2003-04
9.	.350	1989-90

REBOUNDS

1.	1485	1969-70
2.	1417	1986-87
3.	1346	1967-68
4.	1344	1988-89
5.	1332	1965-66

REBOUND AVERAGE

1.	52.5	1955-56
2.	52.2	1957-58
2.	52.2	1956-57
4.	51.7	1967-68
5.	51.2	1965-66

PERSONAL FOULS

1.	848	1980-81
2.	780	1986-87
3.	764	1979-80
4.	743	1999-00
5.	710	1985-86

ASSISTS

1.	560	1985-86
2.	545	1988-89
3.	530	1992-93
4.	499	1974-75
5.	491	1993-94

BLOCKED SHOTS

1.	158	1992-93
2.	150	2005-06
3.	133	2010-11
4.	132	2011-12
5.	129	2012-13
6.	126	2013-14
7.	123	2014-15
8.	119	1997-98
8.	119	1993-94
8.	119	1985-86

STEALS

1.	301	1996-97
2.	290	1998-99
3.	274	1989-90
4.	269	1994-95
5.	265	1999-00

SCORING AVERAGE


1.	89.7	1974-75
2.	89.4	1988-89
2.	89.4	1969-70
4.	87.5	1968-69
5.	86.1	1967-68
6.	81.9	1989-90
7.	81.2	1994-95
8.	81.3	1993-94

FOULED OUT

1.	42	1980-81
2.	38	1977-78
3.	37	1983-84
4.	35	1982-83
4.	35	1969-70



Kenny Higgs



Chris Jackson

GAMES

Fr.	Tasmin Mitchell (36), 2005-06
	Garrett Temple (36), 2005-06
	Ben Voogd (36), 2005-06
	Johnny Jones (36), 1980-81
	Leonard Mitchell (36), 1980-81
So.	Fess Irvin (37), 1986-87
Jr.	Bernard Woodside (39), 1986-87
Sr.	Oliver Brown (38), 1986-87
	Anthony Wilson (38), 1986-87

FIELD GOAL ATTEMPTS

Fr.	Chris Jackson (739), 1988-89
So.	Pete Maravich (1022), 1967-68
Jr.	Pete Maravich (976), 1968-69
Sr.	Pete Maravich (1168), 1969-70

FIELD GOALS MADE

Fr.	Chris Jackson (359), 1988-89
So.	Pete Maravich (432), 1967-68
Jr.	Pete Maravich (433), 1968-69
Sr.	Pete Maravich (522), 1969-70

FIELD GOAL PERCENTAGE

Fr.	Vernel Singleton (.571), 1988-89
So.	Rudy Macklin (.622), 1977-78
Jr.	Ralph Jukkola (.638), 1967-68
Sr.	Dave Ramsden (.675), 1968-69

3-POINT FIELD GOALS MADE

Fr.	Chris Jackson (84), 1988-89
So.	Chris Jackson (88), 1989-90
Jr.	Marcus Thornton (90), 2007-08
Sr.	Anthony Wilson (95), 1986-87

3-POINT FIELD GOAL PERCENTAGE

Fr.	Fess Irvin (.463), 1986-87
So.	Jamie Brandon (.509), 1992-93
Jr.	Landers Nolley (.421), 1994-95
Sr.	Justin Anderson (.489), 1991-92

FREE THROW ATTEMPTS

Fr.	Chris Jackson (200), 1988-89
So.	Pete Maravich (338), 1967-68
Jr.	Pete Maravich (378), 1968-69
Sr.	Pete Maravich (436), 1969-70

FREE THROWS MADE

Fr.	Chris Jackson (163), 1988-89
So.	Pete Maravich (274), 1967-68
Jr.	Pete Maravich (282), 1968-69
Sr.	Pete Maravich (337), 1969-70

FREE THROW PERCENTAGE

Fr.	Jordy Hultberg (.867), 1976-77
So.	Chris Jackson (.909), 1989-90
Jr.	Kenny Drost (.902), 1965-66
Sr.	Derrick Taylor (.880), 1985-86

REBOUNDS

Fr.	Rudy Macklin (306), 1976-77
So.	Al Sanders (474), 1969-70
Jr.	Shaquille O'Neal (421), 1991-92
Sr.	Bob Pettit (432), 1953-54

REBOUND AVERAGE

Fr.	Rudy Macklin (11.8), 1976-77
So.	Al Sanders (14.8), 1969-70
Jr.	Al Sanders (14.8), 1970-71
Sr.	Bob Pettit (17.3), 1953-54

ASSISTS

Fr.	Randy Livingston (151), 1994-95
So.	Kenny Higgs (173), 1975-76
Jr.	Kenny Higgs (239), 1976-77
Sr.	Pete Maravich (192), 1969-70

STEALS

Fr.	Clarence Ceasar (90), 1991-92
So.	Jerry Reynolds (81), 1983-84
Jr.	Darryl Joe (93), 1986-87
Sr.	Derrick Taylor (86), 1985-86

POINTS

Fr.	Chris Jackson (965), 1988-89
So.	Pete Maravich (1138), 1967-68
Jr.	Pete Maravich (1148), 1968-69
Sr.	Pete Maravich (1381), 1969-70

SCORING AVERAGE

Fr.	Chris Jackson (30.2), 1988-89
So.	Pete Maravich (43.8), 1967-68
Jr.	Pete Maravich (44.2), 1968-69
Sr.	Pete Maravich (44.5), 1969-70

BLOCKED SHOTS

Fr.	Shaquille O'Neal (115), 1989-90
So.	Shaquille O'Neal (140), 1990-91
Jr.	Shaquille O'Neal (157), 1991-92
Sr.	Chris Johnson (95), 2008-09

SCORING LEADERS

YEAR	PLAYER	GMS.	PTS.	AVG.
1945	Clyde Lindsey	24	377	15.7
1946	Joe Bill Adcock	21	391	18.6
1947	Frank Brian	21	340	16.2
1948	Bob Meador	25	244	9.8
1949	Bob Meador	25	306	12.2
1950	Joe Dean	25	271	10.8
1951	Joe Dean	24	362	15.1
1952	Bob Pettit	24	612	25.5
1953	Bob Pettit	21	519	24.7
1954	Bob Pettit	25	785	31.4
1955	Roger Sigler	24	360	15.0
1956	Roger Sigler	20	501	25.1
1957	Roger Sigler	25	459	18.4
1958	Dom Merle	25	308	12.3
1959	Jim Crisco	25	305	12.2
1960	George Nattin	16	217	13.5
1961	George Nattin	25	413	16.5
1962	George Nattin	24	306	12.7
1963	Dick Maile	24	337	14.0
1964	Dick Maile	25	518	20.7
1965	Dick Maile	25	429	17.1
1966	Harry Heroman	26	458	17.6
1967	Kenny Drost	26	430	16.5
1968	Pete Maravich	26	1138	43.8
1969	Pete Maravich	26	1148	44.2
1970	Pete Maravich	31	1381	44.5
1971	Al Sanders	25	523	20.9
1972	Bill Newton	26	492	18.9
1973	Eddie Palubinskas	24	447	18.6
1974	Glenn Hansen	25	485	19.4
1975	Glenn Hansen	25	542	21.7
1976	Kenny Higgs	26	577	22.2
1977	Kenny Higgs	27	479	17.7
1978	Durand Macklin	27	513	19.0
1979	Al Green	29	512	17.7
1980	Durand Macklin	32	563	17.6
1981	Howard Carter	36	576	16.0
1982	Howard Carter	28	467	16.7
1983	Howard Carter	32	564	17.6
1984	Jerry Reynolds	29	411	14.2
1985	Nikita Wilson	29	436	15.0
1986	John Williams	37	658	17.8
1987	Anthony Wilson	38	632	16.6
1988	Ricky Blanton	30	511	17.0
1989	Chris Jackson	32	965	30.2
1990	Chris Jackson	32	889	27.8
1991	Shaquille O'Neal	28	774	27.6
1992	Shaquille O'Neal	30	722	24.1
1993	Geert Hammink	32	488	15.2
1994	Jamie Brandon	27	445	16.5
1995	Ronnie Henderson	27	630	23.3
1996	Ronnie Henderson	23	502	21.8
1997	Duane Spencer	30	452	15.1
1998	Maurice Carter	27	388	14.4
1999	Maurice Carter	27	466	17.3
2000	Stromile Swift	34	550	16.2
2001	Ronald Dupree	29	503	17.3
2002	Ronald Dupree	34	552	16.2
2003	Ronald Dupree	32	504	15.8
2004	Jaime Lloreda	22	372	16.9
2005	Brandon Bass	30	520	17.3
2006	Glen Davis	36	669	18.6
2007	Glen Davis	29	512	17.7
2008	Marcus Thornton	31	608	19.6
2009	Marcus Thornton	35	739	21.1
2010	Tasmin Mitchell	31	521	16.8
2011	Ralston Turner	27	332	12.3
2012	Justin Hamilton	33	426	12.9
2013	Johnny O'Bryant III	29	393	13.6
2014	Johnny O'Bryant III	34	525	15.4
2015	Jarell Martin	33	558	16.9

3-PT FG LEADERS

YEAR	PLAYER	NO.
1987	Anthony Wilson	95
1988	Darryl Joe	38
1989	Chris Jackson	84
1990	Chris Jackson	88
1991	Mike Hansen	58
1992	Clarence Ceasar	63

1993	Maurice Williamson	24
1994	Ronnie Henderson	72
1995	Ronnie Henderson	37
1996	Ronnie Henderson	49
1997	Terrance Simmons	21
1998	Maurice Carter	44
1999	Maurice Carter	71
2000	Torris Bright	55
2001	Collis Temple III	53
2002	Torris Bright	76
2003	Torris Bright	62
2004	Darrel Mitchell	67
2005	Darrel Mitchell	67
2006	Darrel Mitchell	82
2007	Terry Martin	52
2008	Marcus Thornton	90
2009	Marcus Thornton	78
2010	Bo Spencer	61
2011	Andre Stringer	57
2012	Ralston Turner	51
2013	Andre Stringer	67
2014	Andre Stringer	74
2015	Keith Hornsby	72

REBOUND LEADERS

YEAR	PLAYER	GMS.	REB.	AVG.
1952	Bob Pettit	24	328	13.7
1953	Bob Pettit	25	298	11.9
1954	Bob Pettit	25	432	17.3
1955	Ned Clark	24	380	15.8
1956	Roger Sigler	20	276	13.8
1957	Troy Rushing	25	258	10.3
1958	Jim Crisco	25	225	9.0
1959	Jim Crisco	25	192	7.6
1960	Tom Conklin	23	143	6.2
1961	Tom Conklin	25	227	9.0
1962	Maurie Drummond	24	301	12.5
1963	Dick Maile	24	263	10.9
1964	Dick Maile	25	263	10.5
1965	Dick Maile	25	246	9.8
	Bill Wilson	26	246	9.4
1966	Harry Heroman	26	202	7.7
1967	Ralph Jukkola	26	187	7.2
1968	Ralph Jukkola	26	226	8.6
1969	Dave Ramsden	26	281	10.8
1970	Al Sanders	32	474	14.8
1971	Al Sanders	25	369	14.7
1972	Al Sanders	26	325	12.5
1973	Collis Temple	24	160	6.9
1974	Collis Temple	26	273	10.5
1975	Glenn Hansen	26	250	10.0
1976	Ed LeBlanc	26	271	10.4
1977	Durand Macklin	26	306	11.8
1978	Durand Macklin	27	286	10.6
1979	Lionel Green	29	321	11.1
1980	Durand Macklin	32	309	9.7
1981	Durand Macklin	36	351	9.8
1982	Leonard Mitchell	27	206	7.6
1983	Leonard Mitchell	31	282	9.1
1984	Jerry Reynolds	29	239	8.2
1985	Nikita Wilson	29	201	6.9
1986	John Williams	37	313	8.5
1987	Oliver Brown	38	278	7.3
1988	Ricky Blanton	30	265	8.8
1989	Ricky Blanton	32	261	8.2
1990	Shaquille O'Neal	32	285	12.0
1991	Shaquille O'Neal	28	411	14.7
1992	Shaquille O'Neal	30	421	14.0
1993	Geert Hammink	32	325	10.2
1994	Clarence Ceasar	27	169	6.3
1995	Clarence Ceasar	22	153	7.0
1996	Roman Rubchenko	29	201	6.9
1997	Duane Spencer	30	230	7.7
1998	Cedric Carter	27	164	6.1
1999	Jabari Smith	27	262	9.7
2000	Stromile Swift	34	279	8.2
2001	Ronald Dupree	29	256	8.8
2002	Ronald Dupree	34	290	8.5
2003	Jaime Lloreda	30	269	9.0
2004	Jaime Lloreda	22	256	11.6
2005	Brandon Bass	30	272	9.1
2006	Glen Davis	36	350	9.7

2007	Glen Davis	29	303	10.4
2008	Anthony Randolph	31	263	8.5
2009	Chris Johnson	35	253	7.23
2010	Tasmin Mitchell	31	292	9.4
2011	Storm Warren	29	165	5.7
2012	Justin Hamilton	33	238	7.2
2013	Johnny O'Bryant III	29	253	8.7
2014	Johnny O'Bryant III	34	262	7.7
2015	Jordan Mickey	33	308	9.9

ASSIST LEADERS

YEAR	PLAYER	GMS.	ASST.	AVG.
1968	Pete Maravich	26	105	4.0
1969	Pete Maravich	26	128	4.9
1970	Pete Maravich	31	192	6.1
1971	Tommy Hess	26	130	5.0
1972	Tommy Hess	24	121	5.0
1973	Eddie Palubinskas	24	99	4.1
1974	Eddie Palubinskas	24	97	3.7
1975	Mike Darnall	20	133	6.6
1976	Kenny Higgs	26	173	6.6
1977	Kenny Higgs	27	239	8.8
1978	Ethan Martin	26	118	4.5
1979	Ethan Martin	29	156	5.3
1980	Ethan Martin	32	174	5.4
1981	Ethan Martin	34	190	5.5
1982	Derrick Taylor	28	90	3.2
1983	Johnny Jones	31	124	4.0
1984	John Tudor	29	104	3.5
1985	Jerry Reynolds	29	105	3.6
1986	Derrick Taylor	38	146	3.8
1987	Bernard Woodside	39	115	2.9
1988	Bernard Woodside	30	136	4.5
1989	Ricky Blanton	32	147	4.6
1990	Maurice Williamson	32	118	3.8
1991	T.J. Pugh	30	196	6.5
1992	Jamie Brandon	29	103	3.6
1993	Andre Owens	33	90	2.7
1994	Andre Owens	24	96	4.0
1995	Randy Livingston	16	151	9.4
1996	Gene Nabors	29	95	3.3
1997	Gene Nabors	30	72	2.4
1998	DeJuan Collins	23	79	3.4
1999	Jamaal Wolfe	24	60	2.5
2000	Torris Bright	34	147	4.3
2001	Torris Bright	29	118	4.1
2002	Torris Bright	34	129	3.8
2003	Torris Bright	32	150	4.7
2004	Xavier Whipple	29	88	3.0
2005	Tack Minor	30	137	4.6
2006	Darrel Mitchell	36	160	4.4
2007	Garrett Temple	32	138	4.3
2008	Garrett Temple	31	111	3.6
2009	Garrett Temple	35	134	3.8
2010	Chris Bass	31	97	3.1
2011	Andre Stringer	32	85	2.6
2012	Anthony Hickey	33	125	3.8
2013	Anthony Hickey	29	109	3.7
2014	Anthony Hickey	34	125	3.7
2015	Tim Quarterman	33	133	4.0

BLOCK LEADERS

YEAR	PLAYERS	GMS.	BLKS.	AVG.
1979	Lionel Green	29	61	2.1
1980	Durand Macklin	32	19	0.6
1981	Leonard Mitchell	36	20	0.6
1982	Leonard Mitchell	27	11	0.4
1983	Leonard Mitchell	31	31	1.0
1984	Leonard Mitchell	24	20	0.8
1985	Nikita Wilson	29	25	0.9
1986	John Williams	37	22	0.6
1987	Jose Vargas	38	44	1.2
1988	Jose Vargas	30	31	1.0
1989	Wayne Sims	32	41	1.3
1990	Shaquille O'Neal	32	115	3.6
1991	Shaquille O'Neal	28	140	5.0
1992	Shaquille O'Neal	30	157	5.2
1993	Geert Hammink	32	30	0.9
1994	Glover Jackson	23	15	0.7
1995	Misha Mutavdzic	26	24	0.9
1996	Roman Rubchenko	29	18	0.6
1997	Bob Hall	23	23	1.0

1998 Cedric Carter	27	16	0.6
1999 Stromile Swift	16	35	2.2
2000 Stromile Swift	34	95	2.8
2001 Ronald Dupree	29	17	0.6
2002 Ronald Dupree	34	22	0.6
2003 Jaime Lloreda	30	61	2.0
2004 Brandon Bass	29	56	1.9
2005 Brandon Bass	30	48	1.6
2006 Tyrus Thomas	32	99	3.1
2007 Garrett Temple	32	34	1.1
2008 Chris Johnson	25	66	2.6
2009 Chris Johnson	35	95	2.7
2010 Storm Warren	31	44	1.4
2011 Malcom White	32	36	1.1
2011 Storm Warren	29	34	1.17
2012 Justin Hamilton	33	43	1.3
2013 Andrew Del Piero	31	34	1.1
2014 Jordan Mickey	34	106	3.1
2015 Jordan Mickey	33	113	3.6

STEAL LEADERS

YEAR	PLAYER	GMS.	STLS.	AVG.
1979 Ethan Martin	29	64	2.2	
1980 Ethan Martin	32	73	2.2	
1981 Ethan Martin	34	83	2.4	
1982 Derrick Taylor	28	51	1.8	
1983 Jerry Reynolds	32	65	2.0	
1984 Jerry Reynolds	29	81	2.8	
1985 Jerry Reynolds	29	48	1.6	
1986 Derrick Taylor	38	84	2.2	
1987 Darryl Joe	37	93	2.5	
1988 Darryl Joe	30	80	2.7	
1989 Chris Jackson	32	57	1.7	
1990 Maurice Williamson	31	55	1.8	
1991 Shawn Griggs	29	81	2.8	
1992 Clarence Ceasar	31	90	2.9	
1993 Clarence Ceasar	32	74	2.3	
1994 Clarence Ceasar	27	80	3.0	
1995 Clarence Ceasar	22	66	3.0	
1996 Ronnie Henderson	23	40	1.7	
1997 Gene Nabors	30	39	1.3	
1998 DeJuan Collins	23	34	1.5	
1999 Jabari Smith	27	32	1.2	
2000 Stromile Swift	34	70	2.1	
2001 Torris Bright	29	57	2.0	
2002 Jermaine Williams	34	76	2.2	
2003 Torris Bright	32	59	1.8	
2004 Darrel Mitchell	29	50	1.7	
2005 Darrel Mitchell	30	54	1.8	
2006 Darrel Mitchell	36	70	1.9	
2008 Marcus Thornton	31	43	1.4	
2009 Garrett Temple	35	60	1.7	
2010 Tasmin Mitchell	31	41	1.3	
2011 Storm Warren	29	38	1.3	
2012 Anthony Hickey	33	69	2.1	
2013 Anthony Hickey	29	85	2.9	
2014 Anthony Hickey	34	62	1.8	
2015 Tim Quarterman	33	47	1.4	

FIELD GOALS MADE

YEAR	PLAYERS	FG.
1952 Bob Pettit		247
1953 Bob Pettit		193
1954 Bob Pettit		281
1955 Roger Sigler		125
1956 Roger Sigler		175
1957 Roger Sigler		174
1958 Dom Merle		129
1959 Jim Crisco		118
1960 Dick Davies		91
1961 George Nattin		165
1962 George Nattin		122
1963 George Nattin		125
1964 Dick Maile		214
1965 Dick Maile		168
1966 Harry Heroman		166
1967 Kenny Drost		168
1968 Pete Maravich		432
1969 Pete Maravich		433
1970 Pete Maravich		522
1971 Al Sanders		209
1972 Bill Newton		210
1973 Ed Palubinskas		155

1974 Glenn Hansen	202
1975 Glenn Hansen	225
1976 Kenny Higgs	216
1977 Durand Macklin	161
1978 Durand Macklin	217
1979 DeWayne Scales	227
1980 Durand Macklin	232
1981 Howard Carter	233
1982 Howard Carter	199
1983 Howard Carter	234
1984 Jerry Reynolds	162
1985 Nikita Wilson	183
1986 John Williams	269
1987 Anthony Wilson	233
1988 Ricky Blanton	196
1989 Chris Jackson	359
1990 Chris Jackson	305
1991 Shaquille O'Neal	312
1992 Shaquille O'Neal	294
1993 Geert Hammink	190
1994 Clarence Ceasar	152
1995 Ronnie Henderson	219
1996 Ronnie Henderson	183
1997 Duane Spencer	157
1998 Maurice Carter	131
1999 Maurice Carter	159
2000 Stromile Swift	202
2001 Ronald Dupree	183
2002 Ronald Dupree	220
2003 Ronald Dupree	199
2004 Jaime Lloreda	140
2005 Brandon Bass	181
2006 Glen Davis	250
2007 Glen Davis	178
2008 Marcus Thornton	212
2009 Marcus Thornton	256
2010 Tasmin Mitchell	196
2011 Ralston Turner	110
2012 Justin Hamilton	158
2013 Johnny O'Bryant III	153
2014 Johnny O'Bryant III	203
2015 Jarell Martin	202

FREE THROWS MADE

YEAR	PLAYERS	FT.
1952 Bob Pettit		118
1953 Bob Pettit		133
1954 Bob Pettit		223
1955 Roger Sigler		110
1956 Roger Sigler		151
1957 Roger Sigler		111
1958 Jim Crisco		120
1959 Carey Guglielmo		74
1960 Dick Davies		66
Joe Clune		66
1961 Ellis Cooper		98
1962 George Nattin		62
1963 Ellis Cooper		93
1964 Sam Chase		122
1965 Harry Heroman		138
1966 Harry Heroman		132
1967 Kenny Drost		94
1968 Pete Maravich		274
1969 Pete Maravich		282
1970 Pete Maravich		337
1971 Al Sanders		105
1972 Al Sanders		135
1973 Ed Palubinskas		155
1974 Ed Palubinskas		121
1975 Kenny Higgs		102
1976 Kenny Higgs		145
1977 Kenny Higgs		163
1978 Kenny Higgs		112
1979 Al Green		136
1980 Ethan Martin		108
1981 Ethan Martin		129
1982 Derrick Taylor		113
1983 Howard Carter		96
1984 Derrick Taylor		104
1985 Nikita Wilson		70
1986 John Williams		120
1987 Nikita Wilson		105


Clarence Ceasar

1988 Ricky Blanton	113
1989 Chris Jackson	163
1990 Chris Jackson	191
1991 Shaquille O'Neal	150
1992 Shaquille O'Neal	134
1993 Geert Hammink	108
1994 Jamie Brandon	117
1995 Ronnie Henderson	124
1996 Ronnie Henderson	87
1997 Duane Spencer	116
1998 Willie Anderson	84
1999 Jabari Smith	100
2000 Stromile Swift	127
2001 Ronald Dupree	116
2002 Ronald Dupree	81
2003 Ronald Dupree	93
2004 Brandon Bass	123
2005 Brandon Bass	146
2006 Glen Davis	163
2007 Glen Davis	139
2008 Anthony Randolph	115
2009 Marcus Thornton	149
2010 Bo Spencer	99
2011 Andre Stringer	98
2012 Justin Hamilton	107
2013 Johnny O'Bryant III	84
2014 Johnny O'Bryant III	118
2015 Jarell Martin	140

MINUTES PLAYED

YEAR	PLAYERS	MIN.
1984 John Tudor		919
1985 John Williams		935
1986 Derrick Taylor		1342
1987 Anthony Wilson		1338
1988 Ricky Blanton		1122
1989 Ricky Blanton		1231
1990 Chris Jackson		1202
1991 T.J. Pugh		945
1992 Vernel Singleton		998
1993 Geert Hammink		970
1994 Jamie Brandon		873
1995 Ronnie Henderson		977
1996 Roman Rubchenko		740
1997 Duane Spencer		992
1998 Willie Anderson		903
1999 Maurice Carter		950
2000 Torris Bright		1137
2001 Ronald Dupree		1012
2002 Ronald Dupree		1202
2003 Ronald Dupree		1063
2004 Brandon Bass		1013
2005 Antonio Hudson		1086
2006 Darrel Mitchell		1322
2007 Garrett Temple		1099

2008	Garrett Temple	1066
2009	Tasmin Mitchell	1137
2010	Tasmin Mitchell	1157
2011	Andre Stringer	981
2012	Anthony Hickey	1030
2013	Anthony Hickey	957
2014	Jordan Mickey	1116
2015	Keith Hornsby	1172

FIELD GOAL PERCENTAGE (MIN. 100 ATTEMPTS)

YEAR	NAME	FG	FGA	PCT
1948-49	Gene Murphy, F	67	161	.416
1949-50	N/A			
1950-51	N/A			
1951-52	Bob Pettit, C	247	563	.439
1952-53	N/A			
1953-54	Bob Pettit, C	281	573	.490
1954-55	Roger Sigler, F	125	340	.368
1955-56	Roger Sigler, F	175	440	.398
1956-57	Troy Rushing, F	143	358	.399
1957-58	Joe Combs, C	96	257	.374
1958-59	Phil Raisor, G	48	115	.417
1959-60	Carey Guglielmo, F	41	100	.410
1960-61	George Nattin, G	165	395	.418
1961-62	Maury Drummond, C	113	271	.416
1962-63	Maury Drummond, C	98	226	.438
1963-64	Bill Wilson, C	108	230	.469
1964-65	Bill Wilson, C	114	248	.464
1965-66	Tommy Thigpen, C	117	236	.491
1966-67	Tommy Thigpen, C	118	251	.470
1967-68	Ralph Jukkola, F	125	196	.637
1968-69	Dave Ramsden, C	112	166	.675
1969-70	Bill Newton, F	143	242	.591
1970-71	Al Sanders, C	209	355	.588
1971-72	Al Sanders, C	171	287	.596
1972-73	Collis Temple Jr., C	85	150	.567
1973-74	Collis Temple Jr., C	169	292	.579
1974-75	Floyd Bailey, C	82	151	.543
1975-76	Floyd Bailey, C	127	224	.567
1976-77	Durand Macklin, F	161	310	.519
1977-78	Durand Macklin, F	217	349	.620
1978-79	Al Green, G	188	392	.622
1979-80	Durand Macklin, F	232	383	.606
1980-81	Durand Macklin, F	223	357	.625
1981-82	Leonard Mitchell, F	160	293	.546
1982-83	Leonard Mitchell, F	186	346	.538
1983-84	Nikita Wilson, F	70	130	.538
1984-85	Nikita Wilson, F	183	313	.585
1985-86	Ricky Blanton, G/F	94	159	.591
1986-87	Jose Vargas, C	120	231	.519
1987-88	Wayne Sims, F	122	235	.519
1988-89	Vernel Singleton, F	121	212	.571
1989-90	Vernel Singleton, F	98	166	.590
1990-91	Shaquille O'Neal, C	312	497	.628
1991-92	Shaquille O'Neal, C	294	478	.615
1992-93	Geert Hammink, C	190	382	.497
1993-94	Lenear Burns, F	92	170	.541
1994-95	Misha Mutavdzic, C	75	141	.532
1995-96	Misha Mutavdzic, C	81	153	.529
1996-97	Duane Spencer, F	158	324	.488
1997-98	Cedric Carter, F	86	153	.562
1998-99	Jabari Smith, C	115	227	.507
1999-00	Stromile Swift, G	208	342	.608
2000-01	Jermaine Williams, F	76	153	.497
2001-02	Brad Bridgewater, F	104	190	.547
2002-03	Jaime Lloreda, F	144	256	.563
2003-04	Jaime Lloreda, F	140	241	.581
2004-05	Brandon Bass, F	181	319	.567
2005-06	Tyrus Thomas, F	152	250	.608
2006-07	Darnell Lazare, F	90	162	.556
2007-08	Anthony Randolph, F	102	225	.453
2008-09	Quintin Thornton, F	33	63	.532
2009-10	Storm Warren, F	141	263	.536
2010-11	Storm Warren, F	103	208	.495
2011-12	Justin Hamilton, C	158	320	.494
2012-13	Johnny O'Bryant III, F	153	319	.480
2013-14	Jordan Mickey, F	171	321	.533
2014-15	Jarell Martin, F	202	397	.509

FREE THROW PERCENTAGE (MIN. 30 ATTEMPTS)

YEAR	NAME	FT	FTA	PCT
1947-48	Bob Yates, G	28	42	.667
1948-49	Dick Thompson, G	57	81	.704
1949-50	Bob Boggess, G	72	93	.774
1950-51	Bob Boggess, G	32	44	.727
1951-52	Joe Dean, G	99	139	.712
1952-53	Don Sebastian, G	23	30	.767
1953-54	Benny McArdle, G	44	53	.830
1954-55	Roger Sigler, F	110	143	.769
1955-56	Don Sebastian, G	67	84	.798
1956-57	Don Merle, G	87	116	.750
1957-58	Carey Guglielmo, G	54	72	.750
1958-59	Dick Davies, G	62	82	.756
1959-60	Dick Davies, G	66	82	.805
1960-61	George Nattin, G	86	108	.796
1961-62	George Nattin, G	62	79	.784
1962-63	Howard Keene, F	66	83	.795
1963-64	Sam Chase, G	122	148	.824
1964-65	Dick Maile, F	93	115	.808
1965-66	Kenny Drost, G	74	82	.902
1966-67	Kenny Drost, G	94	114	.825
1967-68	Pete Maravich, G	274	338	.810
1968-69	Pete Maravich, G	292	378	.746
1969-70	Danny Hester, F	114	138	.826
1970-71	Jeff Taylor, G	27	33	.818
1972-73	Eddie Palubinskas, G	137	153	.895
1973-74	Eddie Palubinskas, G	121	142	.852
1974-75	Kenny Higgs, G	102	131	.779
1975-76	Kenny Higgs, G	145	191	.759
1976-77	Jordy Hultberg, G	52	60	.867
1977-78	Ethan Martin, G	66	84	.790
1978-79	Al Green, G	136	180	.756
1979-80	Willie Sims, G	67	85	.788
1980-81	Howard Carter, G/F	110	137	.803
1981-82	Derrick Taylor, G	113	153	.739
1982-83	Howard Carter, G/F	96	114	.842
1983-84	Don Redden, G/F	93	112	.830
1984-85	Don Redden, G/F	62	71	.873
1985-86	Derrick Taylor, G	81	92	.880
	Anthony Wilson, G	44	50	.880
1986-87	Anthony Wilson, G	71	87	.816
1987-88	Fess Irvin, G	36	42	.857
1988-89	Chris Jackson, G	163	200	.815
1989-90	Chris Jackson, G	191	210	.910
1990-91	Mike Hansen, G	36	42	.857
1991-92	Harold Boudreaux, F	29	37	.784
1992-93	Geert Hammink, C	108	148	.730
1993-94	Jamie Brandon, G/F	117	162	.722
1994-95	Landers Nolley, G/F	40	53	.755
1995-96	Randy Livingston, G	30	38	.790
1996-97	Maurice Carter, G	52	69	.754
1997-98	Maurice Carter, G	82	111	.739
1998-99	Jermaine Williams, F	25	32	.781
1999-00	Jermaine Williams, F	43	56	.768
2000-01	Collis Temple III, G	88	120	.733
2001-02	Jermaine Williams, F	70	82	.854
2002-03	Collis Temple III, G	55	71	.775
2003-04	Brandon Bass, F	123	157	.783
2004-05	Darrel Mitchell, G	77	91	.846
2005-06	Darrel Mitchell, G	122	161	.758
2006-07	Tasmin Mitchell, F	78	109	.750
2007-08	Garrett Temple, G	29	36	.806
2008-09	Bo Spencer, G	68	81	.840
2009-10	Eddie Ludwig, F	26	30	.867
2010-11	Andre Stringer, G	98	127	.772
2011-12	Andre Stringer, G	60	73	.822
2012-13	Andre Stringer, G	42	57	.737
2013-14	Andre Stringer, G	81	100	.810
2014-15	Keith Hornsby, G	89	124	.784

THREE-POINT FIELD GOALS PER GAME

1986-87	Anthony Wilson, G	2.5
1987-88	Darryl Joe, G	1.3
1988-89	Chris Jackson, G	2.6
1989-90	Chris Jackson, G	2.8
1990-91	Mike Hansen, G	2.2
1991-92	Clarence Ceasar, F	2.0
1992-93	Mike Hansen, G	1.4
1993-94	Ronnie Henderson, G	2.7
1994-95	Ronnie Henderson, G	2.5
1995-96	Ronnie Henderson, G	2.1

1996-97	Terrance Simmons, G	0.7
1997-98	Maurice Carter, G	1.6
1998-99	Maurice Carter, G	2.6
1999-00	Torris Bright, G	1.6
2000-01	Collis Temple III, G	1.8
2001-02	Torris Bright, G	2.2
2002-03	Torris Bright, G	1.9
2003-04	Darrel Mitchell, G	2.3
2004-05	Darrel Mitchell, G	2.2
2005-06	Darrel Mitchell, G	2.3
2006-07	Terry Martin, G	2.2
2007-08	Marcus Thornton, G	3.5
2008-09	Marcus Thornton, G	2.3
2009-10	Bo Spencer, G	2.0
2010-11	Andre Stringer, G	1.8
2011-12	Ralston Turner, G	1.5
2012-13	Andre Stringer, G	2.2
2013-14	Andre Stringer, G	2.2
2014-15	Keith Hornsby, G	2.2

3-POINT FG ACCURACY (MIN. 30 ATTEMPTS)

1986-87	Fess Irvin, G	.463
1987-88	Darryl Joe, G	.365
1988-89	Russell Grant, G	.487
1989-90	Maurice Williamson, G	.381
1990-91	Mike Hansen, G	.377
1991-92	Justin Anderson, F	.489
1992-93	Jamie Brandon, G	.509
1993-94	Andre Owens, G	.365
1994-95	Landers Nolley, G/F	.421
1995-96	Roman Rubchenko, F	.354
1996-97	Duane Spencer, F	.488
1997-98	DeJuan Collins, G	.359
1998-99	Brian Beshara, F	.431
1999-00	Torris Bright, G	.399
2000-01	Lamont Roland, G	.406
2001-02	Torris Bright, G	.394
2002-03	Darrel Mitchell, G	.424
2003-04	Darrel Mitchell, G	.419
2004-05	Antonio Hudson, G	.395
2005-06	Darrel Mitchell, G	.394
2006-07	Terry Martin, G	.388
2007-08	Marcus Thornton, G	.421
2008-09	Bo Spencer, G	.403
2009-10	Zach Kinsley, G/F	.395
2010-11	Aaron Dotson, G	.375
2011-12	Ralston Turner, G	.372
2012-13	Andre Stringer, G	.409
2013-14	Andre Stringer, G	.402
2014-15	Keith Hornsby, G	.393

Marcus Thornton



1. Pete Maravich

1. Pete Maravich
3,667 • 1967-70

YEAR	G	FGM	FTM	TP	AVG.
67-68	26	432	274	1138	43.8
68-69	26	433	282	1148	44.2
69-70	31	522	337	1381	44.5
Totals	83	1387	893	3667	44.2

2. Durand Macklin
2,080 • 1976-81

YEAR	G	FGM	FTM	TP	AVG.
76-77	26	161	63	385	14.8
77-78	27	217	79	513	19.0
78-79*	2	19	8	46	23.0
79-80	32	232	99	563	17.6
80-81	36	223	127	573	15.9
Totals	123	852	376	2080	16.9

*Redshirted after knee injury

3. Tasmin Mitchell
1,989 • 2005-10

YEAR	G	FGM	3FGM	FTM	TP	AVG.
05-06	36	162	38	60	412	11.4
06-07	32	173	41	78	465	14.5
07-08	3	7	0	8	22	7.3
08-09	35	224	10	111	569	16.3
09-10	31	196	32	97	521	16.8
Totals	137	762	121	354	1989	14.5

*Redshirted after knee injury

4. Howard Carter
1,942 • 1979-83


YEAR	G	FGM	FTM	TP	AVG.
79-80	32	140	55	335	10.5
80-81	36	233	110	576	16.0
81-82	28	199	69	467	16.7
82-83	32	234	96	564	17.6
Totals	128	806	330	1942	15.2

5. Shaquille O'Neal
1,941 • 1989-92

YEAR	G	FGM	FTM	TP	AVG.
89-90	32	180	85	445	13.9
90-91	28	312	150	774	27.6
91-92	30	294	134	722	24.1
Totals	90	786	369	1941	21.6

6. Bob Pettit
1,916 • 1951-54


YEAR	G	FGM	FTM	TP	AVG.
51-52	24	247	118	612	25.5
52-53	21	193	133	519	24.7
53-54	25	281	223	785	31.4
Totals	70	721	474	1916	27.4




2. Durand Macklin



3. Tasmin Mitchell



4. Howard Carter



5. Shaquille O'Neal

7. Kenny Higgs
1,896 • 1974-78

YEAR	G	FGM	FTM	TP	AVG.
74-75	26	184	102	470	18.1
75-76	26	216	145	577	22.2
76-77	27	158	163	479	17.7
77-78	27	129	112	370	13.7
Totals	106	687	522	1896	17.9

8. Chris Jackson
1,854 • 1988-90

YEAR	G	FGM	3FGM	FTM	TP	AVG.
88-89	32	359	84	163	965	30.2
89-90	32	305	88	191	889	27.8
Totals	64	664	172	354	1854	29.0

9. Ronald Dupree
1,726 • 1999-03

YEAR	G	FGM	3FGM	FTM	TP	AVG.
99-00	34	63	2	39	167	4.9
00-01	29	183	21	116	503	17.3
01-02	34	220	31	81	552	16.2
02-03	32	199	13	93	504	15.8
Totals	129	65	67	329	1726	13.4

10. Derrick Taylor
1,590 • 1981-82, 1983-86

YEAR	G	FGM	FTM	TP	AVG.
81-82	28	151	113	415	14.8
83-84	29	142	104	388	13.4
84-85	29	108	48	264	9.1
85-86	38	221	81	523	13.8
Totals	124	622	346	1590	12.8

11. Glen Davis
1,587 • 2004-07

YEAR	G	FGM	3FGM	FTM	TP	AVG.
04-05	30	138	3	127	406	13.5
05-06	36	250	6	163	669	18.6
06-07	29	178	17	139	512	17.7
Totals	95	566	26	429	1587	16.7

12. Darrel Mitchell
1,569 • 2002-06

YEAR	G	FGM	3FGM	FTM	TP	AVG.
02-03	32	71	42	41	225	7.0
03-04	29	115	67	49	346	11.9
04-05	30	125	67	77	394	13.1
05-06	36	200	82	122	604	16.8
Totals	127	511	258	289	1569	12.4

13. Ronnie Henderson
1,561 • 1993-96

YEAR	G	FGM	3FGM	FTM	TP	AVG.
93-94	27	144	72	69	429	15.9
94-95	27	219	68	124	630	23.3
95-96	23	183	49	87	502	21.8
Totals	77	546	189	280	1561	20.3

14. Vernel Singleton
1,513 • 1988-92

YEAR	G	FGM	3FGM	FTM	TP	AVG.
88-89	32	121	0	103	345	10.8
89-90	32	98	0	73	269	8.4
90-91	30	159	0	137	455	15.2
91-92	31	162	1	119	444	14.3
Totals	125	540	1	432	1513	12.1

15. Leonard Mitchell
1,508 • 1980-84

YEAR	G	FGM	FTM	TP	AVG.
80-81	36	170	50	390	10.8
81-82	27	160	57	377	14.0
82-83	31	186	83	455	14.7
83-84	24	114	58	286	11.9
Totals	118	630	248	1508	12.8

16. Ricky Blanton
1,501 • 1984-86, 1987-89

YEAR	G	FGM	3FGM	FTM	TP	AVG.
84-85	29	41		20	102	3.5
85-86	38	94		52	240	6.3
87-88	30	196	6	113	511	17.0
88-89	32	250	40	108	648	20.3
TOTALS	129	581	46	293	1501	11.6

17. Torris Bright
1,463 • 1999-03

YEAR	G	FGM	3FGM	FTM	TP	AVG.
99-00	34	112	55	60	339	10.0
00-01	29	104	44	62	314	10.8
01-02	34	150	76	78	454	13.4
02-03	32	119	62	56	356	11.1
Totals	129	485	237	256	1463	11.3

18. Nikita Wilson
1,384 • 1983-87

YEAR	G	FGM	FTM	TP	AVG.
83-84	28	70	27	167	6.0
84-85	29	183	70	436	15.0
85-86	18	90	56	236	13.1
86-87	35	220	105	545	15.6
Totals	110	563	258	1384	12.6


19. Al Sanders
1,383 • 1969-72

YEAR	G	FGM	FTM	TP	AVG.
69-70	32	145	93	383	12.0
70-71	25	209	105	523	20.9
71-72	26	171	135	477	18.3
Totals	83	525	333	1383	16.7


20. Andre Stringer
1,365 • 2010-14

YEAR	G	FGM	3FGM	FTM	TP	AVG.
10-11	32	101	57	98	357	11.2
11-12	28	90	44	60	284	10.1
12-13	31	107	67	42	323	10.4
13-14	34	123	74	81	401	11.8
Totals	83	525	333	13	1365	10.9

1000-Point Club



6. Bob Pettit




7. Kenny Higgs



8. Chris Jackson



9. Ronald Dupree



10. Derrick Taylor

21. Dewayne Scales

1,357 • 1977-80

YEAR	G	FGM	FTM	TP	AVG.
77-78	26	153	27	333	12.8
78-79	26	227	50	503	19.4
79-80	32	230	61	521	16.3
Totals	84	610	138	1357	16.2

22. Marcus Thornton

1,347 • 2007-09

YEAR	G	FGM	3FG	FTM	TP	AVG.
07-08	31	212	90	94	608	19.6
08-09	35	256	78	149	739	21.1
Totals	66	468	168	243	1347	20.4

23. Clarence Ceasar

1,343 • 1991-95

YEAR	G	FGM	3FGM	FTM	TP	AVG.
91-92	31	130	63	32	355	11.5
92-93	32	126	38	25	315	9.8
93-94	27	152	47	44	395	14.6
94-95	22	111	27	29	278	12.6
Totals	112	519	175	130	1343	12.0

24. Bill Newton

1,339 • 1969-72

YEAR	G	FGM	FTM	TP	AVG.
69-70	32	143	71	357	11.2
70-71	26	205	80	490	18.8
71-72	26	210	72	492	18.9
Totals	84	558	223	1339	15.9

25. Roger Sigler

1,318 • 1954-57

YEAR	G	FGM	FTM	TP	AVG.
54-55	24	124	110	358	15.0
55-56	20	175	151	501	25.1
56-57	25	174	111	459	18.4
Totals	69	473	372	1318	19.1

26. Maurice Carter

1,299 • 1995-99

YEAR	G	FGM	3FGM	FTM	TP	AVG.
95-96	26	62	27	21	172	6.6
96-97	28	103	15	52	273	9.8
97-98	27	131	44	82	388	14.4
98-99	27	159	71	79	468	17.3
TOTALS	108	455	157	232	1299	12.0

27. Dick Maile

1,284 • 1962-65

YEAR	G	FGM	FTM	TP	AVG.
62-63	24	125	87	337	14.0
63-64	25	214	90	518	20.7
64-65	25	168	93	429	17.1
Totals	74	507	270	1284	17.4

28. Ethan Martin

1,276 • 1977-81

YEAR	G	FGM	FTM	TP	AVG.
77-78	26	79	66	224	8.6
78-79	29	97	87	281	9.7
79-80	32	136	108	380	11.9
80-81	34	131	129	391	11.5
Totals	123	443	390	1276	10.4

29. Antonio Hudson

1,269 • 2001-05

Year	G	FGM	3FG	FTM	TP	AVG.
01-02	34	124	43	60	351	10.3
02-03	32	86	27	40	239	7.5
03-04	28	95	40	56	286	10.2
04-05	30	138	64	53	393	13.1
Totals	124	443	174	209	1269	10.2

30. Collis Temple III

1,173 • 1999-03

YEAR	G	FGM	3FGM	FTM	TP	AVG.
99-00	33	37	22	35	131	4.0
00-01	29	137	53	88	415	14.3
01-02	21	92	39	58	281	13.4
02-03	32	117	57	55	346	10.8
Totals	115	383	171	236	1173	10.2

31. Johnny O'Bryant III

1,157 • 2011-14

YEAR	G	FGM	3FG	FTM	TP	AVG.
11-12	28	91	2	55	239	8.5
12-13	29	153	3	84	393	13.6
13-14	34	203	1	118	525	15.4
Totals	91	447	6	257	1157	12.7

32. Don Redden

1,119 • 1982-86

YEAR	G	FGM	FTM	TP	AVG.
82-83	8	19	19	57	7.1
83-84	28	97	93	287	10.3
84-85	29	110	62	282	9.7
85-86	38	197	99	493	13.0
Totals	103	423	273	1119	10.9

33. Wayne Sims

1,107 • 1987-91

YEAR	G	FGM	3FGM	FTM	TP	AVG.
87-88	30	122	0	45	289	9.6
88-89	32	183	1	57	424	13.3
89-90	32	108	2	31	249	7.8
90-91	23	59	4	23	145	6.3
Totals	117	472	7	156	1107	9.5

34. Bob Meador

1,099 • 1947-51

YEAR	G	FGM	FTM	TP	AVG.
47-48	25	84	56	244	9.8
48-49	25	124	58	306	12.2
49-50	22	106	39	251	11.4
50-51	24	128	92	298	12.4
Totals	96	452	245	1099	11.4

35. Anthony Wilson

1,089 • 1983-87

YEAR	G	FGM	3FGM	FTM	TP	AVG.
83-84	24	29		5	63	2.6
84-85	19	11		6	28	1.5
85-86	38	161		44	366	9.6
86-87	38	233	95	71	632	16.6
Totals	119	434	95	126	1089	9.2

36. Joe Dean

1,072 • 1949-52

YEAR	G	FGM	FTM	TP	AVG.
49-50	25	106	59	271	10.8
50-51	24	154	54	362	15.1
51-52	24	170	99	439	18.3
Totals	73	430	212	1072	14.7

37. Jerry Reynolds

1,069 • 1982-85

YEAR	G	FGM	FTM	TP	AVG.
82-83	32	126	88	340	10.6
83-84	29	162	85	409	14.2
84-85	29	128	64	320	11.0
Totals	90	416	237	1069	11.9

38. Jordy Hultberg

1,067 • 1976-80

YEAR	G	FGM	FTM	TP	AVG.
76-77	27	147	52	346	12.8
77-78	27	115	32	262	9.7
78-79	29	119	41	279	9.6
79-80	31	77	26	180	5.8
Totals	114	458	151	1067	9.3

39. John Williams

1,046 • 1984-86

YEAR	G	FGM	FTM	TP	AVG.
84-85	29	163	62	388	13.4
85-86	37	269	120	658	17.8
Totals	66	432	182	1046	15.8

40. Glenn Hansen

1,027 • 1973-75

YEAR	G	FGM	FTM	TP	AVG.
73-74	25	202	82	485	19.4
74-75	25	225	92	542	21.7
Totals	50	427	173	1027	20.5

1. Durand Macklin

1,276 • 1976-81

	G	REBOUNDS	AVG.
Totals	123	1276	10.4

2. Shaquille O'Neal

1,217 • 1989-92

	G	REBOUNDS	AVG.
Totals	90	1217	13.5

3. Al Sanders

1,168 • 1969-72

	G	REBOUNDS	AVG.
Totals	83	1168	14.1

4. Bob Pettit

1,039 • 1951-54

	G	REBOUNDS	AVG.
Totals	70	1039	14.8

5. Ned Clark

988 • 1951-55

YEAR	G	REBOUNDS	AVG.
Totals	98	988	10.1

6. Tasmin Mitchell

950 • 2005-10

	G	REBOUNDS	AVG.
Totals	137	950	6.9

7. Leonard Mitchell

922 • 1980-84

	G	REBOUNDS	AVG.
Totals	118	922	7.8

8. Glen Davis

916 • 2004-07

	G	REBOUNDS	AVG.
Totals	97	916	9.4

9. Ronald Dupree

907 • 1999-03

	G	REBOUNDS	AVG.
Totals	129	907	7.0

10. Lionel Green

809 • 1975-79

	G	REBOUNDS	AVG.
Totals	107	809	7.6

11. Bill Newton

802 • 1969-72

	G	REBOUNDS	AVG.
Totals	84	802	9.5

12. Vernel Singleton

784 • 1988-92

	G	REBOUNDS	AVG.
Totals	125	784	6.3

13. Greg Cook

780 • 1976-77, '78-81

	G	REBOUNDS	AVG.
Totals	119	780	6.6

14. Dick Maile

772 • 1962-65

	G	REBOUNDS	AVG.
Totals	74	772	10.4

15. Ricky Blanton

766 • 1984-86, '87-89

	G	REBOUNDS	AVG.
Totals	129	766	5.9

16. Ed LeBlanc

765 • 1972-76

	G	REBOUNDS	AVG.
Totals	98	765	7.8

17. Maury Drummond

736 • 1960-63

	G	REBOUNDS	AVG.
Totals	72	736	10.2

18. Dewayne Scales

733 • 1977-80

	G	REBOUNDS	AVG.
Totals	84	733	8.7

19. Roger Sigler

713 • 1953-56

	G	REBOUNDS	AVG.
Totals	69	713	10.3

20. Johnny O'Bryant III

702 • 2011-14

	G	REBOUNDS	AVG.
Totals	91	702	7.7

21. Nikita Wilson

699 • 1983-87

	G	REBOUNDS	AVG.
Totals	110	699	6.4

22. Clarence Ceasar

670 • 1991-95

	G	REBOUNDS	AVG.
Totals	112	670	6.0

23. Jerry Reynolds

613 • 1982-85

	G	REBOUNDS	AVG.
Totals	90	613	6.8

24. Storm Warren

608 • 2008-12

	G	REBOUNDS	AVG.
Totals	123	608	4.9

25. Collis Temple, Jr.

607 • 1971-74

	G	REBOUNDS	AVG.
Totals	75	607	8.1

26. Wayne Sims

603 • 1987-90

	G	REBOUNDS	AVG.
Totals	117	603	5.2

27. Ralph Jukkola

601 • 1966-69

	G	REBOUNDS	AVG.
Totals	78	601	7.7

28. Jose Vargas

576 • 1984-88

	G	REBOUNDS	AVG.
Totals	130	576	4.4



Ronald Dupree

29. Troy Rushing

560 • 1954-57

	G	REBOUNDS	AVG.
Totals	71	560	7.9

30. Jim Crisco

544 • 1956-59

	G	REBOUNDS	AVG.
Totals	75	544	7.3

31. Bill Wilson

543 • 1962-65

	G	REBOUNDS	AVG.
Totals	62	543	8.7

32. Danny Hester

542 • 1968-70

	G	REBOUNDS	AVG.
Totals	54	542	10.0

33. Geert Hammink

536 • 1988-89, '90-93

	G	REBOUNDS	AVG.
Totals	113	536	4.7

34. Jaime Lloreda

525 • 2002-04

	G	REBOUNDS	AVG.
Totals	52	525	10.1

35. Pete Maravich

513 • 1967-70

	G	REBOUNDS	AVG.
Totals	82	513	6.2

36. John Williams

503 • 1984-86

	G	REBOUNDS	AVG.
Totals	66	503	7.6

37. Garrett Temple

502 • 2005-09

	G	REBOUNDS	AVG.
Totals	134	502	3.7

38. Jabari Smith

501 • 1998-00

	G	REBOUNDS	AVG.
Totals	61	501	8.2

NOTE: From: 1966-PRESENT

1. Kenny Higgs

YEAR	G	TOTAL	AVG.
1974-75	26	125	4.8
1975-76	26	173	6.7
1976-77	27	239	8.9
1977-78	27	108	4.0
Totals	106	645	6.1

2. Ethan Martin

YEAR	G	TOTAL	AVG.
1977-78	26	118	4.5
1978-79	29	156	5.4
1979-80	32	174	5.4
1980-81	34	190	5.6
Totals	123	638	5.2

3. Torris Bright

YEAR	G	TOTAL	AVG.
1999-2000	34	147	4.3
2000-01	29	118	4.1
2001-02	34	129	3.8
2002-03	32	150	4.7
Totals	129	544	4.2

4. Garrett Temple

YEAR	G	TOTAL	AVG.
2005-06	36	99	2.8
2006-07	32	138	4.3
2007-08	31	111	3.6
2008-09	35	134	3.7
Totals	134	482	3.6

5. Pete Maravich

YEAR	G	TOTAL	AVG.
1967-68	26	105	4.0
1968-69	26	128	4.9
1969-70	31	192	6.0
Totals	83	425	5.1

6. Derrick Taylor

YEAR	G	TOTAL	AVG.
1981-82	28	90	3.2
1983-84	29	99	3.4
1984-85	29	66	2.3
1985-86	38	146	3.8
Totals	124	401	3.2

7. Darrel Mitchell

YEAR	G	TOTAL	AVG.
2002-03	32	56	1.7
2003-04	29	63	2.2
2004-05	30	88	2.9
2005-06	36	160	4.4
Totals	127	367	2.9

8. Anthony Hickey

YEAR	G	TOTAL	AVG.
2011-12	33	125	3.8
2012-13	29	109	3.7
2013-14	34	126	3.7
Totals	96	360	3.7

9. Andre Stringer

YEAR	G	TOTAL	AVG.
2010-11	32	85	2.6
2011-12	28	76	2.7
2012-13	31	65	2.1
2013-14	34	88	2.6
Totals	125	314	2.5

9. Ricky Blanton

YEAR	G	TOTAL	AVG.
1984-85	29	23	0.8

1985-86	38	37	1.0
1987-88	30	107	3.6
1988-89	32	147	4.6
Totals	129	314	2.4

11. Mike Darnall

YEAR	G	TOTAL	AVG.
1972-73	24	98	4.1
1973-74	22	68	3.1
1974-75	20	133	6.7
Totals	66	299	4.5

12. Tasmin Mitchell

YEAR	G	TOTAL	AVG.
2005-06	36	100	2.8
2006-07	32	59	1.8
2007-08	3	6	2.0
2008-09	35	68	1.9
2009-10	31	58	1.9
Totals	137	291	2.1

13. Johnny Jones

YEAR	G	TOTAL	AVG.
1980-81	36	61	1.7
1981-82	28	48	1.7
1982-83	31	124	4.0
1983-84	26	36	1.4
Totals	121	269	2.2

14. Chris Bass

YEAR	G	TOTAL	AVG.
2008-09	28	43	1.5
2009-10	31	97	3.1
2010-11	32	78	2.4
2011-12	32	49	1.5
Totals	123	267	2.2

15. Bernard Woodside

YEAR	G	TOTAL	AVG.
1985-86	31	15	0.5
1986-87	39	115	2.9
1987-88	30	136	4.5
Totals	100	266	2.7

16. John Tudor

YEAR	G	TOTAL	AVG.
1980-81	33	13	0.4
1981-82	28	55	1.9
1982-83	32	89	2.8
1983-84	29	104	3.6
Totals	122	261	2.0

17. Jordy Hultberg

YEAR	G	TOTAL	AVG.
1976-77	27	108	4.0
1977-78	27	49	1.9
1978-79	29	43	1.5
1979-80	31	46	1.5
Totals	114	256	2.2

18. T. J. Pugh

YEAR	G	TOTAL	AVG.
1990-91	30	196	6.5
1991-92	28	57	2.0
Totals	58	253	4.4

19. Tommy Hess

YEAR	G	TOTAL	AVG.
1970-71	26	130	5.0
1971-72	24	121	5.0
Totals	50	251	5.0

20. Greg Cook

YEAR	G	TOTAL	AVG.
1976-77	27	51	1.9
1978-79	28	59	2.1
1979-80	31	83	2.7
1980-81	33	53	1.6
Totals	119	246	2.1

21. Clarence Ceasar

YEAR	G	TOTAL	AVG.
1991-92	31	74	2.4
1992-93	32	54	1.7
1993-94	27	49	1.8
1994-95	22	57	2.6
Totals	112	234	2.1

22. Jermaine Williams

YEAR	G	TOTAL	AVG.
1998-99	26	33	1.3
1999-2000	31	56	1.8
2000-01	29	55	1.9
2001-02	34	88	2.6
Totals	120	232	1.9

22. Chris Jackson

YEAR	G	TOTAL	AVG.
1988-89	32	130	4.1
1989-90	32	102	3.2
Totals	64	232	3.6

24. Antonio Hudson

YEAR	G	TOTAL	AVG.
2001-02	34	53	1.5
2002-03	32	62	1.9
2003-04	28	53	1.9
2004-05	30	58	2.7
Totals	124	226	1.8

25. Howard Carter

YEAR	G	TOTAL	AVG.
1979-80	32	50	1.6
1980-81	36	75	2.1
1981-82	28	44	1.5
1982-83	32	56	1.8
Totals	128	225	1.7

26. Randy Livingston

YEAR	G	TOTAL	AVG.
1994-95	16	151	9.4
1995-96	13	69	5.3
Totals	29	220	7.6

27. Don Redden

YEAR	G	TOTAL	AVG.
1982-83	8	4	0.5
1983-84	28	26	0.9
1984-85	29	83	2.9
1985-86	38	102	2.7
Totals	103	215	2.1

28. Jerry Reynolds

YEAR	G	TOTAL	AVG.
1982-83	32	61	1.9
1983-84	29	45	1.6
1984-85	29	105	3.6
Totals	90	211	2.3

29. Bo Spencer

YEAR	G	TOTAL	AVG.
2007-08	30	43	1.4
2008-09	33	87	2.6
2009-10	30	80	2.7
Totals	93	210	2.2

30. Xavier Whipple

YEAR	G	TOTAL	AVG.
2001-02	18	12	0.7
2002-03	21	39	1.8
2003-04	29	88	3.0
2004-05	30	70	2.3
Totals	98	209	2.1

1. Clarence Ceasar

YEAR	G	TOTAL	AVG.
1991-92	31	90	2.9
1992-93	32	74	2.3
1993-94	27	80	3.0
1994-95	22	66	3.0
Totals	112	310	2.8

2. Ethan Martin

YEAR	G	TOTAL	AVG.
1977-78	26	59	2.3
1978-79	29	64	2.2
1979-80	32	73	2.3
1980-81	34	83	2.4
Totals	123	279	2.3

3. Torris Bright

YEAR	G	TOTAL	AVG.
1999-2000	34	70	2.0
2000-01	29	57	2.0
2001-02	34	60	1.8
2002-03	32	59	1.8
Totals	129	246	1.9

4. Darrel Mitchell

YEAR	G	TOTAL	AVG.
2002-03	32	45	1.4
2003-04	29	50	1.7
2004-05	30	54	1.8
2005-06	36	70	1.9
Totals	127	219	1.7

5. Anthony Hickey

YEAR	G	TOTAL	AVG.
2011-12	33	69	2.1
2012-13	29	85	2.9
2013-14	34	62	1.8
Totals	96	216	2.2

6. Derrick Taylor

YEAR	G	TOTAL	AVG.
1981-82	28	51	1.8
1983-84	29	45	1.5
1984-85	29	27	0.9
1985-86	38	84	2.2
Totals	124	207	1.7

7. Jerry Reynolds

YEAR	G	TOTAL	AVG.
1982-83	32	65	2.0
1983-84	29	81	2.8
1984-85	29	48	1.6
Totals	90	194	2.1

8. Garrett Temple

YEAR	G	TOTAL	AVG.
2005-06	36	38	1.1
2006-07	32	52	1.6
2007-08	31	41	1.3
2008-09	35	60	1.7
Totals	134	191	1.4

9. Tasmin Mitchell

YEAR	G	TOTAL	AVG.
2005-06	36	53	1.5
2006-07	32	34	1.1
2007-08	3	7	2.3
2008-09	35	55	1.6
2009-10	31	41	1.3
Totals	137	190	1.4

10. Darryl Joe

YEAR	G	TOTAL	AVG.
1986-87	37	93	2.5
1987-88	30	80	2.7
Totals	67	173	2.6

11. Jermaine Williams

YEAR	G	TOTAL	AVG.
1998-99	26	13	0.5

1999-2000	31	23	0.7
2000-01	29	42	1.4
2001-02	34	76	2.2
Totals	120	154	1.3

12. Leonard Mitchell

YEAR	G	TOTAL	AVG.
1980-81	36	35	0.9
1981-82	27	44	1.6
1982-83	31	47	1.5
1983-84	24	25	1.0
Totals	118	151	1.3

13. Antonio Hudson

YEAR	G	TOTAL	AVG.
2001-02	34	42	1.2
2002-03	32	42	1.3
2003-04	28	25	0.9
2004-05	30	30	1.0
Totals	124	139	1.1

14. Vernel Singleton

YEAR	G	TOTAL	AVG.
1988-89	32	37	1.1
1989-90	32	26	0.8
1990-91	30	41	1.4
1991-92	31	32	1.0
Totals	125	136	1.1

15. Johnny Jones

YEAR	G	TOTAL	AVG.
1980-81	36	27	0.7
1981-82	28	33	1.2
1982-83	31	55	1.8
1983-84	26	21	0.8
Totals	121	136	1.1

16. Andre Stringer

YEAR	G	TOTAL	AVG.
2010-11	32	34	1.1
2011-12	28	37	1.3
2012-13	31	25	0.8
2013-14	34	34	1.0
Totals	130	130	1.0

17. Brian Beshara

YEAR	G	TOTAL	AVG.
1998-99	26	30	1.1
1999-2000	34	49	1.4
2000-01	20	47	2.3
Totals	89	126	1.4

18. Maurice Williamson

YEAR	G	TOTAL	AVG.
1989-90	31	55	1.8
1991-92	31	40	1.3
1992-93	25	26	1.0
Totals	87	121	1.3

19. Storm Warren

YEAR	G	TOTAL	AVG.
2008-09	30	12	0.4
2009-10	31	33	1.1
2010-11	29	38	1.3
2011-12	33	30	0.9
Totals	123	113	0.9

20. Collis Temple III

YEAR	G	TOTAL	AVG.
1999-2000	33	21	0.6
2000-01	29	40	1.4
2001-02	21	21	1.0
2002-03	32	28	0.9
Totals	115	110	0.9

21. Ronald Dupree

YEAR	G	TOTAL	AVG.
1999-2000	34	15	0.4
2000-01	29	37	1.3
2001-02	34	35	1.0

2002-03	32	22	0.7
Totals	129	109	0.8

21. Jamie Brandon

YEAR	G	TOTAL	AVG.
1991-92	29	41	1.4
1992-93	26	29	1.1
1993-94	27	39	1.4
Totals	82	109	1.3

23. Shaquille O'Neal

YEAR	G	TOTAL	AVG.
1989-90	32	38	1.2
1990-91	28	41	1.5
1992-93	30	29	0.9
Totals	90	108	1.2

24. Ronnie Henderson

YEAR	G	TOTAL	AVG.
1993-94	27	29	1.1
1994-95	27	35	1.3
1995-96	23	40	1.7
Totals	77	104	1.3

LSU Players with:

1,000 PTS-500 REBOUNDS-200 ASSISTS-100 STEALS

Tasmin Mitchell - 1989-950-291-190
 Clarence Ceasar - 1343-670-234-310
 Jerry Reynolds - 1069-613-211-194

LSU Players with:

THREE OF THE FOUR CATEGORIES

Ricky Blanton - 1501-766-314-XX
 Torris Bright - 1463-XX-544-246
 Ronald Dupree - 1726-907-XX-109
 Antonio Hudson - 1269-XX-226-139
 Pete Maravich - 3667-513-425-XX
 Ethan Martin - 1276-XX-638-279
 Darell Mitchell - 1569-XX-367-219
 Leonard Mitchell - 1508-922-XX-181
 Shaquille O'Neal - 1941-1217-XX-108
 Vernel Singleton - 1513-780-XX-136
 Andre Stringer - 1365-XX-314-130
 Derrick Taylor - 1590-XX-401-207
 Garrett Temple - XX-502-482-181

LSU Players with:

1,000 PTS-500 REBOUNDS

Pete Maravich - 3667-513
 Durand Macklin - 2080-1276
 Tasmin Mitchell - 1989-950
 Shaquille O'Neal - 1941-1217
 Bob Pettit - 1916-1039
 Ronald Dupree - 1726-907
 Glen Davis - 1587-916
 Vernel Singleton - 1513-784
 Leonard Mitchell - 1508-922
 Ricky Blanton - 1501-766
 Nikita Wilson - 1384-699
 Al Sanders - 1383-1168
 Dewayne Scales - 1357-733
 Clarence Ceasar - 1343-670
 Bill Newton - 1339-802
 Roger Sigler - 1318-713
 Dick Maile - 1284-772
 Collis Temple III - 1173-607
 Johnny O'Bryant III - 1157-702
 Wayne Sims - 1107-603
 Jerry Reynolds - 1069-613
 John Williams - 1046-503

30 Points, 20 Rebound, 10 Assist Club

Games in Bold Mark Last Time In The Category

60-Point Club (5 by 2 players all-time)

69	Pete Maravich vs. Alabama	Feb. 7, 1970
66	Pete Maravich vs. Tulane	Feb. 10, 1969
64	Pete Maravich vs. Kentucky	Feb. 21, 1970
61	Pete Maravich vs. Vanderbilt	Dec. 11, 1969
60	Bob Pettit vs. Louisiana College	Dec. 7, 1953

50-Point Club (30 by 4 players all-time)

59	Pete Maravich vs. Alabama	Feb. 17, 1968
58	Pete Maravich vs. Georgia	March 8, 1969
58	Pete Maravich vs. Mississippi State	Dec. 22, 1967
57	Bob Pettit vs. Georgia	Jan. 9, 1954
55	Chris Jackson vs. Ole Miss	March 4, 1989
55	Pete Maravich vs. Mississippi State	March 2, 1970
55	Pete Maravich vs. Kentucky	Jan. 24, 1970
55	Pete Maravich vs. Alabama	Jan. 3, 1970
55	Pete Maravich vs. Mississippi State	March 3, 1969
55	Pete Maravich vs. Tulane	Dec. 14, 1968
55	Pete Maravich vs. Tulane	Feb. 21, 1968
55	Pete Maravich vs. Auburn	Jan. 3, 1968
54	Pete Maravich vs. Auburn	Feb. 15, 1969
54	Pete Maravich vs. Vanderbilt	Jan. 29, 1968
53	Shaquille O'Neal vs. Arkansas State	Dec. 18, 1990
53	Chris Jackson vs. Florida	Dec. 10, 1988
53	Pete Maravich vs. Ole Miss	Jan. 31, 1970
53	Pete Maravich vs. St. John's	Dec. 29, 1969
53	Pete Maravich vs. Duquesne	Dec. 30, 1968
52	Pete Maravich vs. Florida	Feb. 4, 1970
52	Pete Maravich vs. Kentucky	Jan. 25, 1969
52	Pete Maravich vs. Loyola	Dec. 2, 1968
52	Pete Maravich vs. Kentucky	Jan. 27, 1968
52	Pete Maravich vs. Tulane	Jan. 11, 1968
51	Chris Jackson vs. Texas	Jan. 2, 1990
51	Pete Maravich vs. Georgia	Feb. 12, 1968
51	Pete Maravich vs. Loyola	Dec. 9, 1967
50	Chris Jackson vs. Tennessee	Feb. 11, 1989
50	Pete Maravich vs. Southern California	Dec. 18, 1969
50	Pete Maravich vs. Florida	Feb. 12, 1969

40-Point Club (42 by 8 players since 1967)

49	Chris Jackson vs. Tennessee	Feb. 10, 1990
49	Pete Maravich vs. Tulane	Feb. 9, 1970
49	Pete Maravich vs. Mississippi State	Feb. 2, 1970
49	Pete Maravich vs. Clemson	Dec. 20, 1969
49	Pete Maravich vs. Ole Miss	March 1, 1969
49	Pete Maravich vs. Auburn	Feb. 7, 1968
48	Chris Jackson vs. Florida	March 1, 1989
48	Chris Jackson vs. Louisiana Tech	Dec. 6, 1988
48	Pete Maravich vs. Tampa	Dec. 2, 1967
47	Pete Maravich vs. Georgia	Dec. 21, 1968
47	Pete Maravich vs. Florida	Feb. 10, 1968
46	Chris Jackson vs. Vanderbilt	Feb. 18, 1990
46	Pete Maravich vs. Auburn	Feb. 16, 1970
46	Pete Maravich vs. Oregon State	Dec. 22, 1969
46	Pete Maravich vs. Tulane	Dec. 13, 1969
46	Pete Maravich vs. Auburn	Jan. 11, 1969
46	Pete Maravich vs. Ole Miss	Dec. 19, 1967
45	Chris Jackson vs. Georgia	Jan. 24, 1990
45	Pete Maravich vs. Loyola	Dec. 9, 1969
45	Pete Maravich vs. Kentucky	Feb. 22, 1969
45	Pete Maravich vs. Wyoming	Dec. 26, 1968
45	Pete Maravich vs. Florida	Dec. 18, 1968
44	Kenny Higgs vs. Duke	Dec. 20, 1974
44	Pete Maravich vs. Auburn	Jan. 10, 1970
44	Pete Maravich vs. Kentucky	Feb. 3, 1968
43	Shaquille O'Neal vs. Northern Arizona	Dec. 28, 1991
43	Pete Maravich vs. Oregon State	Dec. 4, 1969
42	Al Sanders vs. Auburn	Feb. 14, 1972
42	Pete Maravich vs. Alabama	Jan. 4, 1969
42	Pete Maravich vs. Vanderbilt	March 4, 1968
42	Pete Maravich vs. Florida State	Dec. 16, 1967
42	Pete Maravich vs. Wisconsin	Dec. 15, 1967
42	Pete Maravich vs. Texas	Dec. 4, 1967
41	Tasmin Mitchell vs. Mississippi State	Feb. 11, 2009

41	Chris Jackson vs. Kentucky	Feb. 15, 1990
41	Pete Maravich vs. Georgia	March 7, 1970
40	Ronnie Henderson vs. Alabama	Feb. 11, 1995
40	Chris Jackson vs. Mississippi State	Jan. 4, 1990
40	Durand Macklin vs. Tennessee	Jan. 15, 1977
40	Pete Maravich vs. Pittsburgh	Jan. 31, 1969
40	Pete Maravich vs. Oklahoma City Univ.	Dec. 28, 1968
40	Pete Maravich vs. Ole Miss	Feb. 24, 1968

35-Point Club (35 by 12 players since 1967)

39	Al Sanders vs. Loyola	Dec. 1, 1970
38	Tasmin Mitchell vs. Auburn	Jan. 20, 2010
38	Marcus Thornton vs. Mississippi State	March 8, 2008
38	Marcus Thornton vs. Auburn	Jan. 30, 2008
38	Shaquille O'Neal vs. Ole Miss	Feb. 20, 1991
38	Shaquille O'Neal vs. Georgia	Feb. 8, 1991
38	Chris Jackson vs. Vanderbilt	Feb. 18, 1989
38	Kenny Higgs vs. Tennessee	March 1, 1975
38	Pete Maravich vs. Vanderbilt	Feb. 14, 1970
38	Pete Maravich vs. Florida	Feb. 11, 1970
38	Pete Maravich vs. UCLA	Dec. 23, 1969
38	Pete Maravich vs. Alabama	Feb. 8, 1969
38	Pete Maravich vs. Vanderbilt	Jan. 9, 1969
38	Pete Maravich vs. Clemson	Dec. 7, 1968
37	Chris Jackson vs. Ole Miss	March 3, 1990
37	Chris Jackson vs. Southern Miss	Nov. 15, 1989
37	Chris Jackson vs. Tennessee	March 10, 1989
37	Ricky Blanton vs. Tennessee-Martin	Dec. 20, 1988
37	Bill Newton vs. Georgetown	Jan. 6, 1972
37	Al Sanders vs. Ole Miss	Jan. 30, 1971
37	Pete Maravich vs. Georgia	Feb. 18, 1970
36	Marcus Thornton vs. Georgia	March 2, 2008
36	Ronnie Henderson vs. Oklahoma State	Dec. 20, 1994
36	Ronnie Henderson vs. Kentucky	Feb. 15, 1994
36	Shaquille O'Neal vs. Indiana	March 21, 1992
36	Shaquille O'Neal vs. Alabama	Feb. 17, 1991
36	Glenn Hansen vs. Florida	Feb. 8, 1975
35	Maurice Carter vs. Arkansas	Jan. 2, 1999
35	Duane Spencer vs. Alabama	Feb. 15, 1997
35	Chris Jackson vs. UNLV	Jan. 28, 1990
35	Glenn Hansen vs. Auburn	Jan. 25, 1975
35	Glenn Hansen vs. Vanderbilt	Feb. 11, 1974
35	Bill Newton vs. Loyola	Jan. 8, 1972
35	Pete Maravich vs. Ole Miss	Feb. 28, 1970
35	Pete Maravich vs. Vanderbilt	Feb. 17, 1969

30-Point Club (106 by 34 players since 1967)

34	Ronnie Henderson vs. Maryland-Baltimore County	Dec. 30, 1994
34	Roman Rubchenko vs. Georgia State	Dec. 28, 1994
34	Ronnie Henderson vs. Troy State	Dec. 6, 1994
34	Roman Rubchenko vs. George Mason	Dec. 3, 1994
34	Shaquille O'Neal vs. Georgia	Jan. 7, 1991
34	Shaquille O'Neal vs. Vanderbilt	Jan. 2, 1991
34	Chris Jackson vs. Loyola Marymount	Feb. 3, 1990
34	Chris Jackson vs. Kentucky	Feb. 15, 1989
34	Chris Jackson vs. Vanderbilt	Jan. 18, 1989
34	Ricky Blanton vs. Chaminade	Dec. 29, 1988
34	DeWayne Scales vs. Montana State	Dec. 18, 1987
34	Kenny Higgs vs. Mississippi State	Jan. 2, 1978
34	Pete Maravich vs. Yale	Dec. 30, 1969
34	Pete Maravich vs. Mississippi State	Feb. 19, 1968
33	Marcus Thornton vs. Southeastern Louisiana	Jan. 3, 2009
33	Stromile Swift vs. Wyoming	Nov. 27, 1999
33	Roger Washington vs. Louisville	Dec. 7, 1996
33	Ronnie Henderson vs. Georgia	Feb. 18, 1995
33	Clarence Ceasar vs. Arkansas	March 2, 1994
33	Shaquille O'Neal vs. Tennessee	Feb. 23, 1991
33	Shaquille O'Neal vs. Kentucky	Feb. 5, 1991
33	Chris Jackson vs. Tennessee	Jan. 8, 1990
33	Chris Jackson vs. UTEP	March 17, 1989
33	Chris Jackson vs. Auburn	Jan. 7, 1989
33	Jose Vargas vs. Florida	Dec. 16, 1986
33	Howard Carter vs. Auburn	Jan. 21, 1981
33	DeWayne Scales vs. Boston	Dec. 28, 1979
33	Kenny Higgs vs. Tennessee	Jan. 26, 1976
33	Glenn Hansen vs. Tennessee	Jan. 27, 1975

33	Pete Maravich vs. Mississippi State	Feb. 3, 1969
33	Pete Maravich vs. Clemson	Jan. 24, 1968
32	Marcus Thornton vs. Florida	Feb. 24, 2009
32	Marcus Thornton vs. Troy	Nov. 30, 2008
32	Darrel Mitchell vs. Ohio State	Jan. 15, 2005
32	Ronnie Henderson vs. Auburn	Feb. 25, 1995
32	Shaquille O'Neal vs. Ole Miss	Jan. 19, 1991
32	Chris Jackson vs. Kansas	Nov. 17, 1989
32	DeWayne Scales vs. Ole Miss	Feb. 21, 1980
32	Durand Macklin vs. Delaware	Dec. 29, 1979
32	Kenny Higgs vs. Kentucky	Feb. 2, 1976
32	Kenny Higgs vs. Tulane	Dec. 3, 1975
32	Glenn Hansen vs. Auburn	Feb. 24, 1975
32	Eddie Palubinskas vs. Florida	Feb. 9, 1974
32	Eddie Palubinskas vs. Memphis State	Dec. 5, 1972
32	Pete Maravich vs. Florida	Jan. 6, 1968
31	Marcus Thornton vs. Mississippi State	Jan. 21, 2009
31	Duane Spencer vs. North Carolina A&T	Nov. 30, 1996
31	Ronnie Henderson vs. Ole Miss	Feb. 3, 1996
31	Ronnie Henderson vs. Nicholls State	Jan. 23, 1996
31	Ronnie Henderson vs. Alabama	Jan. 6, 1996
31	Shaquille O'Neal vs. Mississippi State	March 7, 1992
31	Shaquille O'Neal vs. Florida	Jan. 26, 1991
31	Mike Hansen vs. Tennessee	Jan. 22, 1991
31	Chris Jackson vs. Georgia	Feb. 25, 1990
31	Maurice Williamson vs. Vanderbilt	Feb. 18, 1990
31	Ricky Blanton vs. Auburn	Jan. 7, 1989
31	Ricky Blanton vs. Southern	Dec. 5, 1987
31	Anthony Wilson vs. Georgia	March 7, 1987
31	Don Redden vs. Hawaii Pacific	Dec. 1, 1985
31	Don Redden vs. Mississippi State	Feb. 20, 1984
31	Durand Macklin vs. Lamar	March 14, 1981
31	Durand Macklin vs. Alcorn State	March 8, 1980
31	DeWayne Scales vs. Georgia	Feb. 9, 1980
31	Kenny Higgs vs. Auburn	Feb. 20, 1978
31	Glenn Hansen vs. Tennessee	March 1, 1975
31	Bill Newton vs. Kentucky	Feb. 26, 1972
31	Pete Maravich vs. Ole Miss	Feb. 1, 1969
30	Johnny O'Bryant III at South Carolina	Feb. 14, 2013
30	Marcus Thornton vs. Butler	March 19, 2009
30	Marcus Thornton vs. Xavier	Jan. 24, 2009
30	Tasmin Mitchell vs. South Carolina	Jan. 14, 2009
30	Brandon Bass vs. Louisiana-Lafayette	Nov. 21, 2004
30	Jaime Lloreda vs. McNeese State	Nov. 24, 2003
30	Ronald Dupree at Arkansas	Feb. 16, 2002
30	Collis Temple III at Tennessee	March 3, 2001
30	Jabari Smith vs. Alabama	Feb. 10, 1999
30	Ronnie Henderson vs. Georgia	Feb. 7, 1996
30	Ronnie Henderson vs. Auburn	Jan. 21, 1996
30	Ronnie Henderson vs. Ole Miss	Feb. 15, 1995
30	Jamie Brandon vs. Auburn	Jan. 8, 1994
30	Maurice Williamson vs. BYU	March 19, 1992
30	Shaquille O'Neal vs. Auburn	Feb. 22, 1992
30	Shaquille O'Neal vs. Tennessee	Jan. 29, 1992
30	Chris Jackson vs. Alabama	Jan. 21, 1989
30	Chris Jackson vs. Maryland	Jan. 2, 1989
30	Chris Jackson vs. Morehead State	Dec. 28, 1988
30	Ricky Blanton vs. Vanderbilt	March 11, 1988
30	Jose Vargas vs. Oklahoma	Jan. 11, 1988
30	Ricky Blanton vs. Northern Iowa	Dec. 28, 1987
30	Jose Vargas vs. Southwest Texas	Dec. 22, 1987
30	Durand Macklin vs. Vanderbilt	Jan. 30, 1980
30	Durand Macklin vs. Vanderbilt	Jan. 2, 1980
30	Al Green vs. Tulane	Dec. 9, 1978
30	Durand Macklin vs. Georgia	Feb. 4, 1978
30	Durand Macklin vs. Vanderbilt	Jan. 16, 1978
30	Kenny Higgs vs. Auburn	Feb. 26, 1977
30	Kenny Higgs vs. California	Nov. 29, 1975
30	Glenn Hansen vs. Kentucky	Jan. 5, 1974
30	Eddie Palubinskas vs. Nevada	Dec. 3, 1973
30	Al Sanders vs. Ole Miss	March 4, 1972
30	Bill Newton vs. Vanderbilt	Feb. 13, 1971
30	Al Sanders vs. Florida	Feb. 10, 1971
30	Bill Newton vs. Utah State	Dec. 27, 1970
30	Pete Maravich vs. Tennessee	Feb. 23, 1970
30	Pete Maravich vs. Alabama	Dec. 30, 1967
30	Danny Hester vs. Georgetown	March 15, 1970

20 Rebound Club (19 by 9 players)

32	Durand Macklin vs. Tulane	Nov. 26, 1976
26	Al Sanders vs. Mississippi State	Feb. 7, 1972
26	Al Sanders vs. Mississippi State	Feb. 1, 1971
25	Danny Hester vs. Ole Miss	Jan. 31, 1970
25	Al Sanders vs. Florida	Dec. 18, 1970
25	Bob Pettit vs. Holy Cross	Dec. 29, 1953
24	Shaquille O'Neal vs. Loyola Marymount (20 pts)	Feb. 3, 1990
23	Lionel Green vs. Vanderbilt	Feb. 5, 1979
22	Durand Macklin vs. Auburn (26 pts)	Jan. 16, 1980
21	Shaquille O'Neal vs. Kentucky	Feb. 15, 1990
21	Jaime Lloreda vs. McNeese State	Nov. 24, 2003
21	Shaquille O'Neal vs. Florida (31 pts)	Jan. 26, 1991
21	Lionel Green vs. Montana State	Dec. 18, 1978
20	Jordan Mickey, vs. Mississippi State	Jan. 31, 2015
20	Geert Hammink vs. Campbell (20 pts)	Dec. 16, 1992
20	Shaquille O'Neal vs. Kentucky (20 pts)	Feb. 2, 1992
20	Shaquille O'Neal vs. Auburn (30 pts)	Feb. 22, 1992
20	Shaquille O'Neal vs. Nicholls (24 pts)	Dec. 29, 1990
20	Lionel Green vs. Tulane	Dec. 9, 1978

15 Rebound Club (106 by 31 players)

19	Anthony Randolph vs. Vanderbilt	Jan. 19, 2009
19	Misha Mutavdzic vs. McNeese State	Nov. 29, 1994
19	Shaquille O'Neal vs. North Arizona	Dec. 28, 1991
19	Shaquille O'Neal vs. Texas	Jan. 3, 1992
19	Shaquille O'Neal vs. Auburn	Jan. 8, 1992
19	Shaquille O'Neal vs. Arkansas State	Dec. 18, 1990
19	Shaquille O'Neal vs. Alabama	Feb. 17, 1991
19	Shaquille O'Neal vs. Florida	Feb. 27, 1991
19	Shaquille O'Neal vs. Texas	Jan. 2, 1990
18	Tasmin Mitchell vs. Southeastern Louisiana	Dec. 14, 2009
18	Glen Davis vs. Arkansas	Feb. 10, 2007
18	Glen Davis vs. Arkansas	Jan. 19, 2005
18	Geert Hammink vs. Ole Miss	March 6, 1993
18	Shaquille O'Neal vs. Alabama	Feb. 29, 1992
18	Shaquille O'Neal vs. Alabama	Jan. 16, 1991
18	Shaquille O'Neal vs. Mississippi State	Jan. 29, 1991
18	Stanley Roberts vs. Cal State Los Angeles	Dec. 8, 1989
18	Jose Vargas vs. Florida	Dec. 16, 1986
18	Durand Macklin vs. Villanova	Dec. 28, 1976
17	Jordan Mickey, vs. Missouri	Jan. 8, 2015
17	Tasmin Mitchell vs. Tennessee	Feb. 4, 2010
17	Glen Davis vs. Alabama	Jan. 9, 2007
17	Brandon Bass vs. Mississippi State	Feb. 16, 2005
17	Jaime Lloreda vs. Arkansas	Feb. 7, 2004
17	Jabari Smith vs. Texas Pan-American	Nov. 16, 1998
17	Geert Hammink vs. Tennessee	Feb. 20, 1993
17	Shaquille O'Neal vs. Tennessee	Jan. 29, 1992
17	Shaquille O'Neal vs. Kentucky	Jan. 5, 1991
17	Shaquille O'Neal vs. Georgia	Feb. 8, 1991
17	Ricky Blanton vs. Vanderbilt	Feb. 8, 1988
17	Leonard Mitchell vs. Chaminade	Nov. 25, 1982
17	Lionel Green vs. Colgate	Dec. 29, 1977
17	DeWayne Scales vs. Vanderbilt	Feb. 13, 1978
17	DeWayne Scales vs. Kentucky	Feb. 11, 1978
17	Greg Cook at Pacific	Dec. 20, 1986
17	Rick Mattick vs. Vanderbilt	Feb. 21, 1977
16	Jarell Martin vs. Auburn	March 13, 2015
16	Jarell Martin, vs. Auburn	Feb. 5, 2015
16	Johnny O'Bryant III at Arkansas	Feb. 15, 2014
16	Justin Hamilton vs. Ole Miss	Jan. 7, 2012
16	Storm Warren vs. Northwestern State	Dec. 12, 2009
16	Storm Warren vs. Louisiana-Lafayette	Dec. 1, 2009
16	Glen Davis vs. Arkansas	Feb. 8, 2006
16	Glen Davis vs. New Orleans	Dec. 13, 2005
16	Jaime Lloreda vs. South Carolina	Jan. 24, 2004
16	Jaime Lloreda vs. Southern Miss	Dec. 20, 2003
16	Ronald Dupree vs. Nicholls	Dec. 30, 2001
16	Ronald Dupree vs. Campbell	Nov. 17, 2001
16	Ronald Dupree vs. Arkansas	Jan. 26, 2000
16	Shaquille O'Neal vs. Arkansas	Jan. 11, 1992
16	Shaquille O'Neal vs. Tennessee	March 13, 1992
16	Shaquille O'Neal vs. Chapman	Dec. 7, 1990
16	Shaquille O'Neal vs. Georgia	Jan. 7, 1991
16	Shaquille O'Neal vs. Kentucky	Feb. 5, 1991
16	Shaquille O'Neal vs. Connecticut	March 14, 1991

30 Points, 20 Rebound, 10 Assist Club

16	Stanley Roberts vs. Texas	Jan. 2, 1990
16	Ricky Blanton vs. Southern	Dec. 4, 1987
16	Leonard Mitchell vs. Washington	Dec. 1, 1983
16	Durand Macklin vs. Lamar	March 14, 1981
16	Durand Macklin vs. Mississippi State	Feb. 7, 1981
16	DeWayne Scales vs. Boston	Dec. 28, 1979
16	Durand Macklin vs. St. Francis	Nov. 24, 1978
16	Durand Macklin vs. Arkansas	Dec. 29, 1977
16	DeWayne Scales vs. Auburn	Feb. 20, 1978
16	DeWayne Scales vs. Kentucky	Jan. 14, 1978
16	Durand Macklin vs. Auburn	Jan. 29, 1977
16	Durand Macklin vs. Georgia	Jan. 17, 1977
15	Jordan Mickey vs. Sam Houston	Dec. 13, 2014
15	Malcolm White vs. Tennessee-Martin	Nov. 18, 2010
15	Tasmin Mitchell vs. Cal State Fullerton	Dec. 2, 2008
15	Chris Johnson vs. Georgia	March 2, 2008
15	Chris Johnson vs. Ole Miss	Feb. 23, 2008
15	Glen Davis vs. Tennessee	March 8, 2007
15	Glen Davis vs. Florida	Feb. 11, 2006
15	Glen Davis vs. Kentucky	Feb. 25, 2006
15	Brandon Bass vs. Houston	Dec. 21, 2004
15	Jaime Lloreda vs. Arkansas	Jan. 6, 2004
15	Jaime Lloreda vs. South Carolina	March 14, 2003
15	Jaime Lloreda vs. Florida	Feb. 5, 2003
15	Ronald Dupree vs. Centenary	Jan. 17, 2001
15	Brian Beshara vs. Troy	Dec. 22, 1998
15	Jabari Smith vs. Alabama	Feb. 10, 1999
15	Geert Hammink vs. Mississippi State	Feb. 10, 1993
15	Jamie Brandon vs. South Carolina	Jan. 30, 1993
15	Shaquille O'Neal vs. Ole Miss	Feb. 25, 1992
15	Shaquille O'Neal vs. Florida	Feb. 5, 1992
15	Shaquille O'Neal vs. Ole Miss	Jan. 25, 1992
15	Shaquille O'Neal vs. Louisiana-Monroe	Nov. 22, 1991
15	Shaquille O'Neal vs. Southeastern Louisiana	Nov. 26, 1990
15	Stanley Roberts vs. Georgia Tech	March 17, 1990
15	Shaquille O'Neal vs. Florida	Feb. 27, 1990
15	Shaquille O'Neal vs. Vanderbilt	Feb. 18, 1990
15	Shaquille O'Neal vs. Georgia	Jan. 24, 1990
15	Shaquille O'Neal vs. Kentucky	Jan. 13, 1990
15	Vernel Singleton at Tennessee	Jan. 11, 1989
15	Nikita Wilson vs. BYU Hawaii	Dec. 31, 1986
15	Oliver Brown vs. Denison	Jan. 1, 1987
15	John Williams vs. UNC-Wilmington	Dec. 22, 1984
15	Steffond Johnson vs. Ole Miss	Feb. 12, 1984
15	Jerry Reynolds vs. Vanderbilt	Jan. 1, 1984
15	Howard Carter vs. Florida	Jan. 3, 1981
15	Durand Macklin vs. Tennessee	Feb. 21, 1981
15	Leonard Mitchell vs. Colgate	Nov. 28, 1980
15	DeWayne Scales vs. DePaul	Jan. 20, 1980
15	Lionel Green vs. Michigan State	March 16, 1979
15	Durand Macklin vs. Alabama	March 6, 1978
15	DeWayne Scales vs. Ole Miss	Feb. 25, 1978
15	DeWayne Scales vs. Tennessee	Feb. 5, 1978
15	DeWayne Scales vs. Oral Roberts	Dec. 1, 1978
15	Durand Macklin vs. Oral Roberts	Dec. 3, 1977
15	Greg Cook vs. Florida	Jan. 31, 1977
15	Greg Cook vs. Montana State	Dec. 27, 1976
15	Durand Macklin vs. Montana State	Dec. 27, 1976

15 Assists Club (8 by 3 players)

19	Kenny Higgs vs. Georgia	Jan. 17, 1977
18	Randy Livingston vs. George Mason	Dec. 3, 1994
18	Ethan Martin vs. Tulane	Dec. 6, 1980
18	Kenny Higgs vs. Tennessee	Jan. 15, 1977
17	Kenny Higgs vs. Mississippi State	Feb. 16, 1976
16	Kenny Higgs vs. Vanderbilt	Feb. 28, 1976
15	Randy Livingston vs. Troy	Dec. 6, 1994
15	Randy Livingston vs. McNeese State	Nov. 29, 1994

10 Assists Club (39 by 19 players)

14	Derrick Taylor vs. Kentucky	Feb. 27, 1982
13	Kenny Higgs vs. Niagara	Dec. 8, 1976
12	Torris Bright vs. McNeese State	Dec. 7, 2002
12	Randy Livingston vs. Maryland Baltimore County	Dec. 30, 1994
12	Randy Livingston vs. Georgia State	Dec. 28, 1994
12	Ethan Martin vs. Lamar	March 14, 1981

12	Ethan Martin vs. Alabama	March 6, 1978
11	Lamont Roland vs. New Orleans	Dec. 16, 2000
11	DeJuan Collins vs. New Orleans	Nov. 20, 1997
11	Randy Livingston vs. Auburn	Jan. 11, 1995
11	Randy Livingston vs. Florida	Jan. 3, 1995
11	Randy Devall vs. Louisiana-Monroe	Feb. 3, 1990
11	Don Redden vs. Florida	Jan. 23, 1985
11	Jerry Reynolds vs. UNC-Ashville	Dec. 22, 1984
11	Ethan Martin vs. DePaul	Jan. 20, 1980
11	Willie Sims vs. Auburn	Feb. 12, 1979
11	Ethan Martin vs. Army	Dec. 29, 1978
11	Ethan Martin vs. Tulane	Dec. 4, 1978
11	Kenny Higgs vs. Vanderbilt	Feb. 21, 1977
11	Kenny Higgs vs. Oklahoma City Univ.	Dec. 17, 1976
10	Garrett Temple vs. Troy	Nov. 30, 2008
10	Tack Minor vs. New Orleans	Nov. 24, 2004
10	Torris Bright vs. Mississippi State	Jan. 11, 2003
10	Torris Bright vs. Houston	Jan. 8, 2003
10	Torris Bright vs. Mercer	Nov. 25, 2001
10	Torris Bright vs. Alabama	Jan. 5, 2000
10	DeJuan Collins vs. Arkansas	Jan. 4, 1998
10	Randy Livingston vs. Alabama	Jan. 6, 1996
10	Maurice Williamson vs. Vanderbilt	Feb. 18, 1990
10	Dennis Brown vs. Ole Miss	Dec. 5, 1984
10	John Tudor vs. Auburn	Feb. 25, 1984
10	Ethan Martin vs. Wichita State	March 22, 1981
10	Ethan Martin vs. Kentucky	Jan. 19, 1981
10	Greg Cook vs. Kentucky	March 1, 1980
10	Ethan Martin vs. Georgia	Jan. 3, 1979
10	Ethan Martin vs. Georgia	Feb. 4, 1978
10	Ethan Martin vs. Mississippi State	Jan. 2, 1978

20-point, 20 rebound games (since 1973-74)

Jordan Mickey	(2) LAST: 25-20, at Mississippi State, 1/31/15
Jaime Lloreda	30-21, vs. McNeese State, 11/24/03
Geert Hammink	20-20, vs. Campbell, 12/16/92
Shaquille O'Neal	(5) Last: 30-20, vs. Auburn, 2/22/92
John Williams	20-20, vs. Florida, 3/6/86
Rudy Macklin	26-22, vs. Auburn, 1/16/80
Ed LeBlanc	20-21, vs. Tulane, 12/3/75

20-point, 15 rebound games (since 1973-74)

Jordan Mickey	21-15, vs. Sam Houston, 12/13/14
Johnny O'Bryant III	20-16, at Arkansas, 2/15/14
Justin Hamilton	23-16, vs. Ole Miss, 1/7/12
Tasmin Mitchell	24-18, vs. Southeastern Louisiana, 12/14/09
Storm Warren	21-16, vs. Northwestern State, 12/12/09
Glen Davis	(5) Last: 25-15, vs. Tennessee, 3/8/07
Brandon Davis	(2) Last: 21-17, vs. Mississippi State, 2/16/05
Jaime Lloreda	(2) Last: 21-15, vs. Florida, 3/14/03
Ronald Dupree	21-15, vs. Centenary, 1/17/01
Jabari Smith	30-15, vs. Alabama, 2/10/99
Misha Mutavdzic	25-19, vs. McNeese, 11/29/94
Jamie Brandon	21-15, vs. South Carolina, 1/30/93
Geert Hammink	(3) Last: 22-18, vs. Ole Miss, 3/6/93
Shaquille O'Neal	(24) Last: 28-18, vs. Alabama, 2/29/92
Stanley Roberts	(3) Last: 21-15, vs. Georgia Tech, 3/17/90
Ricky Blanton	(2) Last: 23-17, vs. Vanderbilt, 2/6/88
Jose Vargas	33-18, vs. Florida, 12/16/86
John Williams	(2) Last: 20-20, vs. Florida, 3/6/86
Steffond Johnson	20-15, vs. Ole Miss, 2/12/84
Leonard Mitchell	23-17, vs. Chaminade, 11/26/82
Howard Carter	25-15, vs. Florida, 1/3/81
DeWayne Scales	(2) Last: 26-15, vs. DePaul, 1/20/80
Rudy Macklin	(12) Last: 31-16, vs. Lamar, 3/14/81
Greg Cook	(2) Last: 20-18, vs. Alabama, 2/5/77
Glenn Hansen	(5) Last: 29-17, vs. Ole Miss, 3/8/75
Ed LeBlanc	20-21, vs. Tulane, 12/3/75
Collis Temple	23-16, vs. Auburn, 1/26/74

20-point, 10-rebound games (since 1973-74)
2014-15

Jordan Mickey	(8) Last: 20-11, at Tennessee, 2/14/15
Jarell Martin	(5) Last: 25-12, at Auburn, 2/24/15

2013-14

Johnny O'Bryant III	20-16, at Alabama, 2/15/14
---------------------	----------------------------

2012-13

Johnny O'Bryant III	(4) Last: 24-10, vs. Alabama, 2/23/13
Shavon Coleman	25-10, vs. McNeese, 11/13/12

2011-12

Justin Hamilton	23-16, vs. Ole Miss, 1/7/12
-----------------	-----------------------------

2009-10

Tasmin Mitchell	(4) Last: 26-10, vs. Mississippi State, 1/30/10
Storm Warren	(2) Last: 21-16, vs. Northwestern State, 12/12/09

2008-09

Tasmin Mitchell	(3) Last: 20-13, vs. Arkansas, 2/18/09
-----------------	--

2007-08

Anthony Randolph	(3) Last: 20-10, vs. South Carolina, 2/27/08
Marcus Thornton	36-10, vs. Georgia, 3/2/08

2006-07

Glen Davis	(10) Last: 25-15, vs. Tennessee, 3/8/07
Tasmin Mitchell	23-10, vs. Texas, 12/10/06

2005-06

Glen Davis	(10) Last: 22-13, vs. Iona, 3/15/06
Tyrus Thomas	(3) Last: 21-13, vs. Texas, 3/25/06

2004-05

Brandon Bass	(7) Last: 25-12, vs. UAB, 3/17/05
Glen Davis	(2) Last: 26-18, vs. Arkansas, 1/19/05

2003-04

Jaime Lloreda	(4) Last: 22-11, vs. UAB, 12/27/03
Brandon Bass	22-10, vs. UAB, 12/27/03

2002-03

Jaime Lloreda	(3) Last: 21-14, vs. Purdue, 3/24/03
Ronald Dupree	25-13, vs. Arkansas, 2/22/03

2001-02

Collis Temple III	(3) Last: 20-11, vs. Louisiana-Lafayette, 12/4/01
Ronald Dupree	(3) Last: 22-13, vs. Kentucky, 2/9/02
Torris Bright	25-10, vs. Ball State, 3/19/02

2000-01

Ronald Dupree	(5) Last: 22-10, vs. Arkansas, 3/9/01
Collis Temple III	20-10, vs. Nicholls State, 12/22/00

1998-99

Jabari Smith	(3) Last: 30-15, vs. Alabama, 2/10/99
Brian Beshara	24-13, vs. Belmont, 12/29/98

1996-97

Duane Spencer	(2) Last: 26-13, vs. Auburn, 2/8/97
---------------	-------------------------------------

1995-96

Roman Rubchenko	29-10, vs. Dayton, 11/26/95
Misha Mutavdzic	22-12, vs. Jackson State, 12/22/95
Ronnie Henderson	30-10, vs. Auburn, 1/21/96

1994-95

Misha Mutavdzic	(2) Last: 25-19, vs. McNeese State, 11/29/94
Ronnie Henderson	34-10, vs. Troy, 12/6/94
Clarence Ceasar	20-13, vs. Vanderbilt, 1/28/95
Roman Rubchenko	20-11, vs. South Carolina, 3/1/95

1993-94

Clarence Ceasar	(3) Last: 33-12, vs. Arkansas, 3/2/94
Jaime Brandon	21-11, vs. McNeese State, 12/16/93

1992-93

Geert Hammink	(6) Last: 22-18, vs. Ole Miss, 3/6/93
Jaime Brandon	(3) Last: 24-11, vs. Texas, 2/7/93
Sean Gipson	23-10, vs. McNeese State, 12/1/92

1991-92

Shaquille O'Neal	(22) Last: 36-12, vs. Indiana, 3/21/92
------------------	--

1990-91

Shaquille O'Neal	(19) Last: 27-16, vs. Connecticut, 3/14/91
Vernel Singleton	(2) Last: 25-10, vs. Nicholls State, 12/29/90
Geert Hammink	20-10, vs. Mississippi State, 3/2/91

1989-90

Stanley Roberts	(6) Last: 21-15, vs. Georgia Tech, 3/17/90
Shaquille O'Neal	(5) Last: 20-14, vs. Ole Miss, 3/3/90

1988-89

Ricky Blanton	(5) Last: 21-10, vs. Florida, 3/1/89
Vernel Singleton	(2) Last: 21-12, vs. Georgia, 2/20/89
Wayne Sims	20-10, vs. Oral Roberts, 11/30/88

1987-88

Jose Vargas	(5) Last: 28-10, vs. Tennessee, 2/13/88
Ricky Blanton	(5) Last: 27-10, vs. Florida, 3/6/88
Wayne Sims	25-12, vs. Vanderbilt, 2/6/88

1986-87

Jose Vargas	33-18, vs. Florida, 12/16/86
Anthony Wilson	22-10, vs. BYU-Hawaii, 12/31/86
Bernard Woodside	26-10, vs. Denison, 1/1/87
Nikita Wilson	24-10, vs. Tennessee, 1/8/87

1985-86

John Williams	(9) Last: 28-10, vs. Kentucky, 3/7/86
Don Redden	(2) Last: 31-10, vs. Hawaii Pacific, 12/1/85

1984-85

John Williams	(2) Last: 29-15, vs. UNC-Wilmington, 12/22/84
Nikita Wilson	(3) Last: 22-10, vs. Auburn, 2/27/85
Jose Vargas	22-10, vs. Loyola (Ill.), 11/28/84
Jerry Reynolds	20-10, vs. Vanderbilt, 1/19/85

1983-84

Jerry Reynolds	(5) Last: 21-10, vs. Florida, 2/27/84
Steffond Johnson	20-15, vs. Ole Miss, 2/12/84

1982-83

Leonard Mitchell	(2) Last: 25-13, vs. Mississippi State, 2/21/83
Howard Carter	20-14, vs. Alabama, 2/19/83
Jerry Reynolds	20-14, vs. Loyola (Ill.), 12/6/82

1981-82

Derrick Taylor	23-10, vs. UCLA, 12/23/81
Tyrone Black	23-11, vs. Houston, 12/29/81

1980-81

Rudy Macklin	(8) Last: 21-10, vs. Wichita State, 3/22/81
Howard Carter	25-15, vs. Florida, 1/3/81
Leonard Mitchell	27-12, vs. Florida, 3/3/81

1979-80

Rudy Macklin	(6) Last: 31-19, vs. Alcorn State, 3/9/80
DeWayne Scales	(6) Last: 27-11, vs. Alabama, 2/28/80

1978-79

DeWayne Scales	(3) Last: 22-11, vs. Alabama, 1/10/79
Rudy Macklin	25-16, vs. St. Francis, 11/24/78

1977-78

Rudy Macklin	(10) Last: 25-15, vs. Alabama, 3/6/78
--------------	---------------------------------------

1976-77

Rudy Macklin	(6) Last: 25-14, vs. Vanderbilt, 2/21/77
Greg Cook	(3) Last: 24-12, vs. Auburn, 2/26/77

1975-76

Floyd Bailey	(4) Last: 23-13, vs. Alabama, 2/14/76
Ed LeBlanc	(2) Last: 23-12, vs. Georgia, 2/21/76

1974-75


Glenn Hansen	(7) Last: 29-17, vs. Ole Miss, 3/8/75
Ed LeBlanc	(3) Last: 24-14, vs. St. Peter's, 12/27/74
Floyd Bailey	20-11, vs. Alabama, 1/18/75

1973-74

Glenn Hansen	(6) Last: 24-14, vs. Ole Miss, 3/4/74
Collis Temple	(5) Last: 20-14, vs. Tennessee, 3/2/74



Pete Maravich



Rudy Macklin



Ricky Blanton

Most Games of 30 or More Points (Since 1967)

Pete Maravich	74
Chris Jackson	27
Shaquille O'Neal	15
Ronnie Henderson	13
Marcus Thornton	8
Kenny Higgs	7
Rudy Macklin	7
Glenn Hansen	6
Ricky Blanton	6
Al Sanders	5
DeWayne Scales	5
Bill Newton	4
Jose Vargas	3
Tasmin Mitchell	3

Most Games 15 Rebounds or More (Since 1967)

Shaquille O'Neal	34
Duand Macklin	12
DeWayne Scales	8
Glen Davis	8
Jaime Lloreda	6
Lionel Green	5
Ronald Dupree	4
Jordan Mickey	3
Al Sanders	3
Greg Cook	3
Leonard Mitchell	3
Tasmin Mitchell	3
Geert Hammink	3
Stanley Roberts	3
Jarell Martin	2

Most Games 10 Assists or More

Ethan Martin	11
Randy Livingston	8
Kenny Higgs	7
Torris Bright	5
DeJuan Collins	2
Tim Quarterman	1
Josh Gray	1

Most 20-point 10 Rebound Games

Shaquille O'Neal	46
Rudy Macklin	31
Glen Davis	20
Glenn Hansen	13
John Williams	11
Johnny O'Bryant III	10
Ricky Blanton	10
Jordan Mickey	9
Ronald Dupree	9
DeWayne Scales	9
Tasmin Mitchell	8
Brandon Bass	8
Jaime Lloreda	7
Geert Hammink	7
Jose Vargas	7
Stanley Roberts	6
Jerry Reynolds	6
Jarell Martin	5
Floyd Bailey	5
Ed LeBlanc	5
Collis Temple, Jr.,	5
Tyrus Thomas	4
Collis Temple III	4
Clarence Ceasar	4
Jamie Brandon	4
Vernel Singleton	4

Nikita Wilson	4
Jabari Smith	3
Leonard Mitchell	3
Greg Cook	3

Most 20 point 15 Rebound games

Shaquille O'Neal	19
Rudy Macklin	11
Glen Davis	5
Glenn Hansen	5
Stanley Roberts	3
Greg Cook	2
DeWayne Scales	2
Ricky Blanton	2
Geert Hammink	2
Brandon Bass	2
Jordan Mickey	2

Most 20 point 20 Rebound Games

Shaquille O'Neal	5
7 other players	1

Team Single Game

MOST POINTS SCORED

99 - vs. Tennessee, 3/13/92, Birmingham, Ala.

95 - vs. Florida, 2/28/80, Birmingham, Ala.

92 - vs. Vanderbilt, 3/10/06, Nashville, Tenn.

89 - vs. Auburn, 3/11/05, Atlanta, Ga.

89 - vs. Georgia, 3/7/87, Atlanta, Ga.

89 - vs. Ole Miss, 3/12/93, Lexington, Ky.

MOST POINTS ALLOWED

97 - by Florida, 3/4/99, Atlanta, Ga.

95 - by Tennessee, 3/10/89, Knoxville, Tenn.

92 - by Auburn, 3/8/91, Nashville, Tenn.

FEWEST POINTS SCORED

49 - vs. Tennessee, 3/11/10, Nashville, Tenn.

50 - vs. Vanderbilt, 3/10/11, Atlanta, Ga.

51 - vs. Kentucky, 3/9/12, New Orleans, La.

51 - vs. Mississippi State, 3/9/02, Atlanta, Ga.

FEWEST POINTS ALLOWED

54 - by Arkansas, 3/8/12, New Orleans, La.

54 - by Mississippi State, 3/5/87, Atlanta, Ga.

56 - by Alabama, 3/13/14, Atlanta, Ga.

56 - by Arkansas, 3/13/03, New Orleans, La.

FIELD GOAL ATTEMPTS

80 - vs. Georgia, 3/10/94, Memphis, Tenn.

80 - vs. Tennessee, 3/10/89, Knoxville, Tenn.

79 - vs. Kentucky, 3/2/79, Birmingham, Ala.

FIELD GOALS MADE

39 - vs. Florida, 2/28/80, Birmingham, Ala.

33 - Three occasions

FIELD GOAL PERCENTAGE

.609 - vs. Florida, 2/28/80, Birmingham, Ala.

.596 - vs. Ole Miss, 3/12/93, Lexington, Ky.

.567 - vs. Vanderbilt, 3/10/06, Nashville, Tenn.

FREE THROW ATTEMPTS

44 - vs. Auburn, 3/3/15, Nashville, Tenn.

42 - vs. Georgia, 3/7/87, Atlanta, Ga.

42 - vs. Tennessee, 3/13/92, Birmingham, Ala.

FREE THROWS MADE

31 - vs. Tennessee, 3/13/92, Birmingham, Ala.

29 - vs. Georgia, 3/7/87, Atlanta, Ga.

28 - vs. Vanderbilt, 3/11/88, Baton Rouge, La.

FREE THROW PERCENTAGE

1.000 - vs. Tennessee, 3/11/83, Birmingham, Ala.

1.000 - vs. Kentucky, 3/7/86, Lexington, Ky.

.903 - vs. Vanderbilt, 3/11/88, Baton Rouge, La.

THREE-POINT FIELD GOAL ATTEMPTS

30 - vs. Vanderbilt, 3/10/00, Atlanta, Ga.

29 - vs. Georgia, 3/10/94, Memphis, Tenn.

26 - vs. S. Carolina, 3/7/96, New Orleans, La.

THREE-POINT FIELD GOALS MADE

10 - vs. Vanderbilt, 3/10/00, Atlanta, Ga.

10 - vs. Arkansas, 3/13/03, New Orleans, La.

9 - vs. Kentucky, 3/14/93, Lexington, Ky.

9 - vs. Georgia, 3/14/13, Nashville, Tenn.

9 - vs. Florida, 3/15/13, Nashville, Tenn.

THREE-POINT FIELD GOAL PERCENTAGE

.800 - (4-5) vs. Mississippi State, 3/5/87, Atlanta, Ga.

.600 - (6-10) vs. Georgia, 3/7/87, Atlanta, Ga.

.583 - (7-12) vs. Georgia, 3/8/02, Atlanta, Ga.

REBOUNDS

49 - vs. Mississippi State, 3/14/09, Tampa, Fla.

47 - vs. Tennessee, 3/13/92, Birmingham, Ala.

46 - vs. Auburn, 3/13/15, Nashville, Tenn.

46 - vs. Florida, 3/6/86, Lexington, Ky.

ASSISTS

22 - vs. Ole Miss, 3/12/93, Lexington, Ky.

21 - vs. Kentucky, 3/1/80, Birmingham, Ala.

19 - vs. Alabama, 3/13/14, Atlanta, Ga.

PERSONAL FOULS

31 - vs. Georgia, 3/10/94, Memphis, Tenn.

29 - vs. Kentucky, 3/2/79, Birmingham, Ala.

29 - vs. Florida, 3/4/99, Atlanta, Ga.

VICTORY MARGINS

31 - vs. Auburn, 3/11/05, Atlanta, Ga.

29 - vs. Arkansas, 3/13/03, New Orleans, La.

19 - vs. Vanderbilt, 3/10/06, Nashville, Tenn.

19 - vs. Ole Miss, 3/12/93, Lexington, Ky.

DEFEAT MARGINS

24 - vs. Vanderbilt, 3/9/95, Atlanta, Ga.

22 - vs. Florida, 3/15/13, Nashville, Tenn.

22 - vs. Florida, 3/4/99, Atlanta, Ga.

21 - vs. Georgia, 3/6/97, Memphis, Tenn.

21 - vs. South Carolina, 3/12/04, Atlanta, Ga.

Individual Single Game

MOST POINTS

37 - Chris Jackson, vs. Tennessee, 3/10/89, Knoxville, Tenn.

31 - Anthony Wilson, vs. Georgia, 3/7/87, Atlanta, Ga.

30 - Ricky Blanton, vs. Vanderbilt, 3/11/88, Baton Rouge, La.

FIELD GOAL ATTEMPTS

36 - Chris Jackson, vs. Tennessee, 3/10/89, Knoxville, Tenn.

21 - John Williams, vs. Kentucky, 3/7/86, Lexington, Ky.

20 - Three occasions

FIELD GOALS MADE

15 - Chris Jackson, vs. Tennessee, 3/10/89, Knoxville, Tenn.

13 - DeWayne Scales, vs. Kentucky, 3/1/80, Birmingham, Ala.

12 - John Williams, vs. Kentucky, 3/7/86, Lexington, Ky.

FIELD GOAL PERCENTAGE (MIN 6 ATTEMPTS)

.875 - (7-8) Collis Temple III, vs. Vanderbilt, 3/10/00, Atlanta, Ga.

.857 - (6-7) Brad Bridgewater, vs. Georgia, 3/8/02, Atlanta, Ga.

.833 - (5-6) Justin Hamilton, vs. Arkansas, 3/8/12, New Orleans, La.

.833 - (5-6) Shawn Griggs, vs. Auburn, 3/8/91, Nashville, Tenn.

.833 - (5-6) Greg Cook, vs. Florida, 3/5/81, Birmingham, Ala.

FREE THROWS ATTEMPTED

18 - Jarell Martin, vs. Auburn, 3/13/15, Nashville, Tenn.

17 - Johnny O'Bryant III vs. Georgia, 3/14/13, Nashville, Tenn.

17 - Johnny O'Bryant III vs. Arkansas, 3/8/12, New Orleans, La.

17 - Glen Davis, vs. Tennessee, 3/8/07, Atlanta, Ga.

FREE THROWS MADE

14 - Nikita Wilson, vs. Georgia, 3/7/87, Atlanta, Ga.

13 - Glen Davis, vs. Tennessee, 3/8/07, Atlanta, Ga.

11 - Antonio Hudson, vs. Georgia, 3/8/02, Atlanta, Ga.

FREE THROW PERCENTAGE (MIN. 8 ATTEMPTS)

1.000 - (10-10) Ricky Blanton, vs. Vanderbilt, 3/11/88, Baton Rouge, La.

.933 - (14-15) Nikita Wilson, vs. Georgia, 3/7/87, Atlanta, Ga.

.900 - (9-10) Duane Spencer, vs. South Carolina, 3/7/96, New Orleans, La.

THREE-POINT FIELD GOAL ATTEMPTS

12 - Chris Jackson, vs. Tennessee, 3/10/89, Knoxville, Tenn.

10 - Darryl Joe, vs. Kentucky, 3/12/88, Baton Rouge, La.

10 - Maurice Carter, vs. South Carolina, 3/7/96, New Orleans, La.

10 - Marcus Thornton, vs. South Carolina, 3/13/08, Atlanta, Ga.

THREE-POINT FIELD GOALS MADE

6 - Collis Temple III, vs. Vanderbilt, 3/10/00, Atlanta, Ga.

5 - Antonio Hudson, vs. Auburn, 3/11/05, Atlanta, Ga.

5 - Antonio Hudson, vs. South Carolina, 3/12/04, Atlanta, Ga.

5 - Anthony Wilson, vs. Georgia, 3/7/87, Atlanta, Ga.

THREE-POINT FIELD GOAL PERCENTAGE (MIN. 4 MADE)

.857 - (6-7) Collis Temple III, vs. Vanderbilt, 3/10/00, Atlanta, Ga.

.833 - (5-6) Anthony Wilson, vs. Georgia, 3/7/87, Atlanta, Ga.

.800 - (4-5) Shavon Coleman, vs. Georgia, 3/14/13, Nashville, Tenn.

.800 - (4-5) Justin Anderson, vs. Kentucky, 3/14/92, Birmingham, Ala.

REBOUNDS

20 - John Williams, vs. Florida, 3/6/86, Lexington, Ky.

16 - Jarell Martin, vs. Auburn, 3/13/15, Nashville, Tenn.

16 - Geert Hammink, vs. Kentucky, 3/14/93, Lexington, Ky.

16 - Shaquille O'Neal, vs. Tennessee, 3/13/92, Birmingham, Ala.

ASSISTS

10 - Greg Cook, vs. Kentucky, 3/1/80, Birmingham, Ala.

9 - Bernard Woodside, vs. Kentucky, 3/12/88, Baton Rouge, La.

7 - Four occasions

BLOCKS

7 - Shaquille O'Neal, vs. Auburn, 3/9/90, Orlando, Fla.

5 - Garrett Temple, vs. Tennessee, 3/8/07, Atlanta, Ga.

4 - Vernel Singleton, vs. Auburn, 3/9/90, Orlando, Fla.

4 - Jaime Lloreda, vs. Florida, 3/14/03, New Orleans, La.

4 - Jaime Lloreda, vs. Mississippi State, 3/15/03, New Orleans, La.

STEALS

6 - Vernel Singleton, vs. Tennessee, 3/10/89, Knoxville, Tenn.

5 - Anthony Hickey, vs. Kentucky, 3/9/12, New Orleans, La.

5 - Jermaine Williams, vs. Vanderbilt, 3/7/02, Atlanta, Ga.

5 - Jamie Brandon, vs. Kentucky, 3/14/92, Birmingham, Ala.

5 - Darryl Joe, vs. Florida, 3/6/87, Atlanta, Ga.

Team Single Game

MOST POINTS

100 - vs. Lamar, 3/14/81, Austin, Texas
 98 - vs. Alcorn State, 3/09/80, Denton, Texas
 96 - vs. Wichita State, 3/22/81, New Orleans, La.

MOST POINTS ALLOWED

94 - by Georgia Tech, 3/17/90, Knoxville, Tenn.
 88 - Three occasions

FIELD GOAL ATTEMPTS

78 - vs. Purdue, 3/13/86, Baton Rouge, La.
 77 - vs. Georgia Tech, 3/17/90, Knoxville, Tenn.
 75 - Three occasions

FIELD GOALS MADE

45 - vs. Lamar, 3/14/81, Austin, Texas
 41 - vs. Alcorn State, 3/09/80, Denton, Texas
 39 - vs. Wichita State, 3/22/81, New Orleans, La.

FIELD GOAL PERCENTAGE

.639 (39-61) vs. Wichita State, 3/22/81, New Orleans, La.
 .608 (45-74) vs. Lamar, 3/14/81, Austin, Texas
 .555 (24-44) vs. Temple, 3/15/87, Rosemont, Ill.

FREE THROW ATTEMPTS

42 - vs. Indiana, 3/17/53, Kansas City, Mo.
 34 - vs. Holy Cross, 3/14/53, Raleigh, N. C.
 28 - vs. Memphis, 3/15/86, Baton Rouge, La.
 28 - vs. UCLA, 4/01/06, Indianapolis, Ind.

FREE THROW MADE

23 - vs. Indiana, 3/17/53, Kansas City, Mo.
 21 - Two occasions

FREE THROW PCT.

.923 (12-13) - vs. Indiana, 3/21/92, Boise, Id.
 .875 (7-8) - vs. UTEP, 3/17/89, Tucson, Ariz.
 .833 (15-18) - vs. Washington, 3/18/53, Kansas City, Mo.

THREE-POINT FIELD GOAL ATTEMPTS

31 - vs. UAB, 3/17/05, Boise, Idaho
 26 - vs. Purdue, 3/21/03, Birmingham, Ala.
 23 - vs. Indiana, 3/21/92, Boise, Idaho

THREE-POINT FIELD GOALS MADE

9 - vs. Georgia Tech, 3/13/87, Rosemont, Ill.
 7 - Two occasions

THREE-POINT FIELD GOAL PERCENTAGE

.588 (9-17) - vs. Georgia Tech, 3/13/87, Rosemont, Ill.
 .500 (5-10) - vs. Iona, 3/15/06, Jacksonville, Fla.
 .500 (5-10) - vs. Temple, 3/15/87, Rosemont, Ill.
 .500 (4-8) - vs. Villanova, 3/15/90, Knoxville, Tenn.

REBOUNDS

51 - vs. Georgia Tech, 3/17/90, Knoxville, Tenn.
 47 - vs. Villanova, 3/15/90, Knoxville, Tenn.
 45 - Four occasions

ASSISTS

29 - vs. Lamar, 3/14/81, Austin, Texas
 23 - vs. Georgia Tech, 3/13/87, Rosemont, Ill.
 23 - vs. BYU, 3/19/92, Boise, Idaho

PERSONAL FOULS

32 - vs. Louisville, 3/16/80, Houston, Texas
 32 - vs. Navy, 3/15/85, Dayton, Ohio
 30 - vs. Virginia, 3/30/81, Philadelphia, Pa.

VICTORY MARGIN

22 - vs. Lamar, 3/14/81, Austin, Texas
 16 - vs. Iona, 3/15/06, Jacksonville, Fla.
 16 - vs. Arkansas, 3/20/81, New Orleans, La.
 13 - vs. Lebanon Valley, 3/13/53, Raleigh, N.C.

DEFEAT MARGIN

24 - vs. Purdue, 3/21/03, Birmingham, Ala.
 23 - vs. Navy, 3/15/85, Dayton, Ohio
 20 - vs. Louisville, 3/16/80, Houston, Texas
 19 - vs. Washington, 3/18/53, Kansas City

Individual Single Game

MOST POINTS

36 - Bob Pettit, vs. Washington, 3/18/53, Kansas City, Mo.
 36 - Shaquille O'Neal, vs. Indiana, 3/21/92, Boise, Idaho
 31 - Durand Macklin, two occasions
 30 - Marcus Thornton, vs. Butler, 3/19/98, Greensboro, N.C.

FIELD GOAL ATTEMPTS

22 - Three occasions

FIELD GOALS MADE

14 - Bob Pettit, vs. Washington, 3/18/53, Kansas City, Mo.
 13 - Three occasions

FIELD GOAL PCT. (MIN. 10 ATTEMPTS)

.800 (8-10) - Brandon Bass, vs. UAB, 3/17/05, Boise, Idaho
 .800 (8-10) - Jordy Hultberg, vs. Louisville, 3/16/80, Houston, Texas
 .800 (8-10) - Nikita Wilson, vs. Temple, 3/05/87, Rosemont, Ill.

FREE THROW ATTEMPTS

13 - Glen Davis, vs. Duke, 3/23/06, Atlanta, Ga.
 12 - Brandon Bass, vs. UAB, 3/17/05, Boise, Idaho
 12 - Shaquille O'Neal vs. Indiana, 3/21/92, Boise, Idaho
 11 - Don Redden vs. Memphis, 3/15/86, Baton Rouge, La.
 10 - Don Redden vs. Georgia Tech, 3/20/86, Atlanta, Ga.

FREE THROWS MADE

12 - Shaquille O'Neal, vs. Indiana, 3/21/92, Boise, Idaho
 9 - Brandon Bass, vs. UAB, 3/17/05, Boise, Idaho
 9 - Bob Pettit, vs. Indiana, 3/17/53, Kansas City, Mo.
 8 - Bob Pettit, vs. Washington, 3/18/53, Kansas City, Mo.
 8 - Glen Davis, vs. Duke, 3/23/06, Atlanta, Ga.
 8 - Glen Davis, vs. Iona, 3/15/06, Jacksonville, Fla.

FREE THROW PERCENTAGE (MIN. 8 ATTEMPTS)

1.000 (12-12) - Shaquille O'Neal, vs. Indiana, 3/21/92, Boise, Idaho
 .875 (7-8) - Anthony Wilson, vs. Purdue, 3/13/86, Baton Rouge, La.
 .875 (7-8) - John Williams, vs. Memphis, 3/15/86, Baton Rouge, La.
 .875 (7-8) - Marcus Thornton, vs. Butler, 3/19/09, Greensboro, N.C.

THREE POINT FIELD GOAL ATTEMPTS

11 - Marcus Thornton, vs. North Carolina, 3/21/09, Greensboro, N.C.
 10 - Antonio Hudson, vs. UAB, 3/17/05, Boise, Idaho
 9 - Anthony Wilson, vs. DePaul, 3/20/87; vs. Indiana, 03/22/87, Cincinnati, Ohio
 9 - Darryl Joe, vs. Georgia Tech, 3/13/87, Rosemont, Ill.

THREE-POINT FIELD GOALS MADE

7 - Darryl Joe, vs. Georgia Tech, 3/13/87, Rosemont, Ill.
 5 - Marcus Thornton, vs. North Carolina, 3/21/09, Greensboro, N.C.
 3 - Maurice Williamson twice, Anthony Wilson, Jamie Brandon, Torris Bright, Tack Minor, Darrel Mitchell once

THREE-POINT FIELD GOAL PERCENTAGE (MIN. 5 ATTEMPTS)

.778 (7-9) - Darryl Joe, vs. Georgia Tech, 3/13/87, Rosemont, Ill.
 .600 (3-5) - Anthony Wilson, vs. Temple, 3/15/87, Rosemont, Ill.

REBOUNDS

19 - Durand Macklin, vs. Alcorn State, 3/09/80, Denton, Texas
 16 - Durand Macklin, vs. Lamar, 3/14/81, Austin, Texas
 16 - Lionel Green, vs. Appalachian State, 3/10/79, Bloomington, Ind.

ASSISTS

12 - Ethan Martin, vs. Lamar, 3/14/81, Austin, Texas
 10 - Ethan Martin, vs. Wichita State, 3/22/81, New Orleans, La.
 9 - Darryl Joe, vs. Georgia Tech, 3/13/87, Rosemont, Ill.

BLOCKS

11 - Shaquille O'Neal, vs. BYU, 3/19/92, Boise, Idaho
 6 - Jordan Mickey, vs. NC State, 3/13/15, Pittsburgh, Pa.
 6 - Stromile Swift, vs. Southeast Missouri State, 3/16/00, Salt Lake City, Utah
 6 - Glen Davis, vs. Iona, 3/15/06, Jacksonville, Fla.

STEALS

6 - Clarence Ceasar, vs. BYU, 3/19/92, Boise, Idaho
 5 - Derrick Taylor twice, Darryl Joe once
 4 - Marcus Thornton, vs. Butler, 3/19/09, Greensboro, N.C.

Team Single Game

MOST POINTS

97 - vs. Oklahoma, 3/17/70, New York City
 94 - vs. New Orleans, 3/16/83, Baton Rouge, La.
 79 - vs. Marquette, 3/19/70, New York City

MOST POINTS ALLOWED

101 - by Marquette, 3/19/70, New York City
 99 - by New Orleans, 3/16/83, Baton Rouge, La.
 96 - by Oregon, 3/13/12, Eugene, Ore.
 94 - by Oklahoma, 3/17/70, New York City

FIELD GOAL ATTEMPTS

80 - vs. Tulane, 3/12/82, Baton Rouge, La.
 74 - vs. New Orleans, 3/16/83, Baton Rouge, La.
 66 - vs. Oklahoma, 3/17/70, New York City

FIELD GOALS MADE

38 - vs. New Orleans, 3/16/83, Baton Rouge, La.
 34 - vs. Oklahoma, 3/17/70, New York City
 31 - vs. Tulane, 3/12/82, Baton Rouge, La.

FIELD GOAL PERCENTAGE

.515 (34-66) - vs. Oklahoma, 3/17/70, New York City
 .514 (38-74) - vs. New Orleans, 3/16/83, Baton Rouge, La.
 .484 (30-62) - vs. Georgetown, 3/15/70, New York City

FREE THROW ATTEMPTS

37 - vs. Georgetown, 3/15/70, New York City
 37 - vs. Oklahoma, 3/17/70, New York City
 36 - vs. Marquette, 3/19/70, New York City

FREE THROWS MADE

29 - vs. Oklahoma, 3/17/70, New York City
 27 - vs. Marquette, 3/19/70, New York City
 23 - vs. Georgetown, 3/15/70, New York City

FREE THROW PERCENTAGE

.846 (22-26) vs. Army, 3/20/70, New York City
 .833 (10-12) vs. Tulane, 3/12/82, Baton Rouge, La.
 .783 (29-37) vs. Oklahoma, 3/17/70, New York City

THREE-POINT FIELD GOAL ATTEMPTS

23 - at SMU, 3/24/14, Dallas, Texas
 22 - at San Francisco, 3/19/14, San Francisco, Calif.
 21 - vs. Oklahoma, 3/17/04, Norman, Okla.

THREE-POINT FIELD GOALS MADE

8 - at SMU, 3/24/14, Dallas, Texas
 8 - at San Francisco, 3/19/14, San Francisco, Calif.
 7 - vs. Oregon, 3/13/12, Eugene, Ore.
 7 - vs. Oklahoma, 3/17/04, Norman, Okla.

THREE-POINT FIELD GOAL PERCENTAGE

.368 (7-19) - vs. Oregon, 3/13/12, Eugene, Ore.
 .364 (8-22) - at USF, 3/19/14, San Francisco, Calif.
 .348 (8-23) - at SMU, 3/24/14, Dallas, Texas
 .333 (7-21) - vs. Oklahoma, 3/17/04, Norman, Okla.

REBOUNDS

60 - vs. Oklahoma, 3/17/70, New York City
 56 - vs. Georgetown, 3/15/70, New York City
 51 - vs. Army, 3/20/70, New York City

ASSISTS

19 - vs. New Orleans, 3/16/83, Baton Rouge, La.
 18 - vs. Oregon, 3/13/12, Eugene, Ore.
 15 - at SMU, 3/24/14, Dallas, Texas
 15 - vs. Ball State, 3/19/02, Baton Rouge, La.

PERSONAL FOULS

31 - vs. Tulane, 3/12/82, Baton Rouge, La.
 30 - vs. Marquette, 3/19/70, New York City
 28 - vs. New Orleans, 3/16/83, Baton Rouge, La.

VICTORY MARGIN

8 - at San Francisco, 3/19/14, San Francisco, Calif.
 3 - vs. Oklahoma, 3/17/70, New York City
 2 - vs. Iowa, 3/13/02, Iowa City, Iowa
 1 - vs. Georgetown, 3/15/70, New York City

DEFEAT MARGIN

22 - vs. Marquette, 3/19/70, New York City
 20 - at Oregon, 3/13/12, Eugene, Ore.
 13 - at SMU, 3/24/14, Dallas, Texas
 11 - vs. Tulane, 3/12/82, Baton Rouge, La.

Individual Single Game

MOST POINTS

37 - Pete Maravich, vs. Oklahoma, 3/17/70, New York City
 30 - Danny Hester, vs. Georgetown, 3/15/70, New York City
 25 - Torris Bright, vs. Ball State, 3/19/02, Baton Rouge, La.

FIELD GOAL ATTEMPTS

33 - Pete Maravich, vs. Oklahoma, 3/17/70, New York City
 20 - Howard Carter, vs. New Orleans, 3/16/83, Baton Rouge, La.
 18 - Three times

FIELD GOALS MADE

14 - Pete Maravich, vs. Oklahoma, 3/17/70, New York City
 12 - Danny Hester, vs. Georgetown, 3/15/70, New York City
 10 - Johnny Jones, vs. Tulane, 3/12/82, Baton Rouge, La.

FREE THROW ATTEMPTS

16 - Pete Maravich, vs. Marquette, 3/19/70, New York City
 13 - Pete Maravich, vs. Oklahoma, 3/17/70, New York City
 12 - Two times

FREE THROWS MADE

12 - Pete Maravich, vs. Marquette, 3/19/70, New York City
 9 - Pete Maravich, vs. Oklahoma, 3/17/70, New York City
 9 - Justin Hamilton, vs. Oregon, 3/13/12, Eugene, Ore.
 8 - Three times

FREE THROW PERCENTAGE (MIN. 8 ATTEMPTS)

100.0 (9-9) - Justin Hamilton, vs. Oregon, 3/13/12, Eugene, Ore.
 100.0 (8-8) - Jermaine Williams, vs. Iowa, 3/13/02, Iowa City, Iowa
 100.0 (8-8) - Torris Bright vs. Ball State, 3/19/02, Baton Rouge, La.

THREE-POINT FIELD GOAL ATTEMPTS

10 - Andre Stringer, at SMU, 3/24/14, Dallas, Texas
 9 - Torris Bright, vs. Ball State, 3/19/02, Baton Rouge, La.
 7 - Shavon Coleman, at San Francisco, 3/19/14, San Francisco, Calif.
 7 - Antonio Hudson, vs. Oklahoma, 3/17/04, Norman, Okla.
 7 - Torris Bright, vs. Iowa, 3/13/02, Iowa City, Iowa

THREE-POINT FIELD GOALS MADE

5 - Andre Stringer, at SMU, 3/24/14, Dallas, Texas
 4 - Ralston Turner, vs. Oregon, 3/13/12, Eugene, Ore.
 3 - Shavon Coleman, at San Francisco, 3/19/14, San Francisco, Calif.
 3 - Tack Minor, vs. Oklahoma, 3/17/04, Norman, Okla.
 3 - Torris Bright, vs. Iowa, 3/13/02, Iowa City, Iowa
 3 - Torris Bright, vs. Ball State, 3/19/02, Baton Rouge, La.

THREE-POINT FIELD GOAL PERCENTAGE (MIN. 5 ATTEMPTS)

.571 (4-7) - Ralston Turner, vs. Oregon, 3/13/12, Eugene, Ore.
 .500 (5-10) - Andre Stringer, vs. SMU, 3/24/14, Dallas, Texas
 .429 (3-7) - Shavon Coleman, vs. San Fran, 3/19/14, San Francisco, Calif.
 .429 (3-7) - Torris Bright, vs. Iowa, 3/13/02, Iowa City, Iowa

REBOUNDS

19 - Apple Sanders, vs. Oklahoma, 3/17/70, New York City
 17 - Apple Sanders, vs. Georgetown, 3/15/70, New York City
 14 - Bill Newton, vs. Oklahoma, 3/17/70, New York City

ASSISTS

9 - Pete Maravich vs. Oklahoma, 3/17/70, New York City
 8 - Jermaine Williams vs. Ball State, 3/19/02, Baton Rouge, La.
 7 - John Tudor vs. New Orleans, 3/16/83, Baton Rouge, La.

BLOCKS

4 - Jordan Mickey, vs. SMU, 3/24/14, Dallas, Texas
 2 - Johnny O'Bryant III, vs. San Fran, 3/19/14, San Francisco, Calif.
 2 - Jarell Martin, vs. San Francisco, 3/19/14, San Francisco, Calif.
 2 - Ronald Dupree, vs. Ball State, 3/19/02, Baton Rouge, La.

STEALS

6 - Jerry Reynolds, vs. New Orleans, 3/16/83, Baton Rouge, La.
 6 - Johnny Jones, vs. New Orleans, 3/16/83, Baton Rouge, La.
 4 - Shavon Coleman, at SMU, 3/24/13, Dallas, Texas
 4 - Jermaine Williams, vs. Ball State, 3/19/02, Baton Rouge, La.

Yearly Records/Milestones

SEASON	OVERALL			CONFERENCE			COACH
	W	L	PCT.	W	L	PCT.	
1908-09	5	2	.714	2	0	1.000	E. R. Wingard
1909-10	3	1	.750	2	0	1.000	J. W. Mayhew
1910-11	8	3	.727	0	1	.000	J. W. Mayhew
1911-12	4	6	.400	2	3	.400	F. M. Long
1912-13	2	3	.400	1	3	.250	F. M. Long
1913-14	7	5	.538	0	4	.000	Dr. C. C. Stroud
1914-15	10	1	.909	3	1	.750	Dr. C. C. Stroud
1915-16	14	10	.583	6	7	.462	Dr. C. C. Stroud
1916-17	20	2	.909	11	0	1.000	Dr. C. C. Stroud
1917-18	12	1	.923	3	0	1.000	Dr. C. C. Stroud
1918-19	1	0	1.000	0	0	.000	R. E. Edmonds
1919-20	19	2	.905	8	2	.800	Dr. C. C. Stroud
1920-21	19	4	.826	5	2	.714	Branch Bocock
1921-22	15	1	.938	3	1	.750	Tad Gormley
1922-23	10	10	.500	0	7	.000	Tad Gormley
1923-24	8	12	.400	0	7	.000	"Moon" Ducote
1924-25	10	7	.588	1	5	.167	"Gob" Wilson
1925-26	9	9	.500	4	5	.444	Harry Rabenhorst
1926-27	7	9	.438	3	5	.375	Harry Rabenhorst
1927-28	14	4	.778	8	4	.667	Harry Rabenhorst
1928-29	8	13	.381	5	10	.333	Harry Rabenhorst
1929-30	10	11	.476	6	8	.429	Harry Rabenhorst
1930-31	7	8	.467	4	5	.444	Harry Rabenhorst
1931-32	11	9	.550	9	9	.500	Harry Rabenhorst
1932-33	15	8	.652	13	7	.650	Harry Rabenhorst
1933-34	13	4	.765	13	3	.813	Harry Rabenhorst
1934-35	14	1	.933	12	0	1.000	Harry Rabenhorst
1935-36	10	10	.500	9	6	.600	Harry Rabenhorst
1936-37	13	7	.650	7	6	.539	Harry Rabenhorst
1937-38	10	10	.500	7	6	.539	Harry Rabenhorst
1938-39	13	7	.650	10	5	.667	Harry Rabenhorst
1939-40	10	8	.556	8	4	.667	Harry Rabenhorst
1940-41	9	9	.500	7	5	.583	Harry Rabenhorst
1941-42	8	7	.533	8	3	.727	Harry Rabenhorst
1942-43	18	4	.818	11	2	.846	Dale Morey
1943-44	10	15	.400	0	4	.000	Dale Morey
1944-45	15	9	.625	3	3	.500	Fatherree-Swanson
1945-46	18	3	.857	8	0	1.000	Harry Rabenhorst
1946-47	17	4	.810	9	2	.818	Harry Rabenhorst
1947-48	8	18	.308	4	10	.286	Harry Rabenhorst
1948-49	15	10	.600	7	6	.539	Harry Rabenhorst
1949-50	13	12	.520	5	8	.385	Harry Rabenhorst
1950-51	10	14	.417	6	8	.429	Harry Rabenhorst
1951-52	17	7	.708	9	5	.643	Harry Rabenhorst
1952-53	22	3	.880	13	0	1.000	Harry Rabenhorst
1953-54	20	5	.800	14	0	1.000	Harry Rabenhorst
1954-55	6	18	.250	3	11	.214	Harry Rabenhorst
1955-56	7	17	.292	5	9	.357	Harry Rabenhorst
1956-57	6	19	.240	1	13	.071	Harry Rabenhorst
1957-58	7	18	.280	3	11	.214	Jay McCreary
1958-59	10	15	.400	2	12	.142	Jay McCreary
1959-60	5	18	.217	3	11	.214	Jay McCreary
1960-61	11	14	.440	6	8	.429	Jay McCreary
1961-62	13	11	.451	7	7	.500	Jay McCreary

SEASON	OVERALL			CONFERENCE			COACH
	W	L	PCT.	W	L	PCT.	
1962-63	12	12	.500	5	9	.357	Jay McCreary
1963-64	12	13	.480	8	6	.571	Jay McCreary
1964-65	12	14	.462	7	9	.438	Jay McCreary
1965-66	6	20	.231	2	14	.125	Frank Truitt
1966-67	3	23	.115	1	17	.056	Press Maravich
1967-68	14	12	.538	8	10	.444	Press Maravich
1968-69	13	13	.500	7	11	.389	Press Maravich
1969-70	22	10	.688	13	5	.722	Press Maravich
1970-71	14	12	.538	10	8	.556	Press Maravich
1971-72	10	16	.385	6	12	.333	Press Maravich
1972-73	14	10	.583	9	9	.500	Dale Brown
1973-74	12	14	.462	6	12	.333	Dale Brown
1974-75	10	16	.385	6	12	.333	Dale Brown
1975-76	12	14	.462	5	13	.278	Dale Brown
1976-77	15	12	.556	8	10	.444	Dale Brown
1977-78	18	9	.667	12	6	.667	Dale Brown
1978-79	23	6	.793	14	4	.778	Dale Brown
1979-80	26	6	.813	14	4	.778	Dale Brown
1980-81	31	5	.861	17	1	.944	Dale Brown
1981-82	14	14	.500	11	7	.611	Dale Brown
1982-83	19	13	.594	10	8	.556	Dale Brown
1983-84	18	11	.621	11	7	.611	Dale Brown
1984-85	19	10	.655	13	5	.722	Dale Brown
1985-86	26	12	.684	9	9	.500	Dale Brown
1986-87	24	15	.615	8	10	.444	Dale Brown
1987-88	16	14	.533	10	8	.555	Dale Brown
1988-89	20	12	.625	11	7	.611	Dale Brown
1989-90	23	9	.719	12	6	.667	Dale Brown
1990-91	20	10	.667	13	5	.722	Dale Brown
1991-92	21	10	.677	12	4	.750	Dale Brown
1992-93	22	11	.667	9	7	.562	Dale Brown
1993-94	11	16	.407	5	11	.312	Dale Brown
1994-95	12	15	.444	6	10	.375	Dale Brown
1995-96	12	17	.414	4	12	.250	Dale Brown
1996-97	10	20	.333	3	13	.187	Dale Brown
1997-98	9	18	.333	2	14	.125	John Brady
1998-99	12	15	.444	4	12	.250	John Brady
1999-00	28	6	.823	12	4	.750	John Brady
2000-01	13	16	.448	2	14	.125	John Brady
2001-02	19	15	.559	6	10	.375	John Brady
2002-03	21	11	.656	8	8	.500	John Brady
2003-04	18	11	.621	8	8	.500	John Brady
2004-05	20	10	.667	12	4	.750	John Brady
2005-06	27	9	.750	14	2	.875	John Brady
2006-07	17	15	.531	5	11	.312	John Brady
2007-08	13	18	.419	6	10	.375	Brady-Pierre
2008-09	27	8	.771	13	3	.812	Trent Johnson
2009-10	11	20	.354	2	14	.125	Trent Johnson
2010-11	11	21	.344	3	13	.187	Trent Johnson
2011-12	18	15	.545	7	9	.437	Trent Johnson
2012-13	19	12	.613	9	9	.500	Johnny Jones
2013-14	20	14	.588	9	9	.500	Johnny Jones
2014-15	22	11	.667	11	7	.611	Johnny Jones
Totals	1487	1129	.568	721	708	.504	

Milestones (On Court Wins)

1st win	Jan. 30, 1909, vs. Dixon Academy (35-20) at Covington, La.
100th win	Feb. 12, 1920, vs. Mercer (33-22) at Macon, Ga.
200th win	Jan. 14, 1929, vs. Louisiana College (32-31) at Pineville, La.
300th win	Jan. 8, 1938, vs. Rice (58-38) at Baton Rouge, La.
400th win	Feb. 1, 1946, vs. Navy (58-47) at Baton Rouge, La.
500th win	Jan. 19, 1953, vs. Georgia (55-50) at Athens, Ga.
600th win	Dec. 19, 1962, vs. Arkansas (72-70) at Little Rock, Ark.
700th win	Feb. 6, 1971, vs. Alabama (107-78) at Baton Rouge, La.
800th win	Dec. 9, 1978, vs. Tulane (98-88) at New Orleans, La.
900th win	Jan. 17, 1983, vs. UNC Wilmington (70-55) at Baton Rouge, La.
1000th win	Jan. 6, 1988, vs. Vanderbilt (51-39) at Nashville, Tenn.
1100th win	Dec. 16, 1992, vs. Campbell (93-71) at Baton Rouge, La.
1200th win	Feb. 5, 2000 vs. Alabama (93-60) at Tuscaloosa, Ala.
1300th win	March 2, 2005 vs. Ole Miss (58-53) at Oxford, Miss.
1400th win	Nov. 24, 2010 vs. Centenary (78-36) at Baton Rouge, La.

SEASON	HOME			AWAY			NEUTRAL		
	WON	LOST	PCT.	WON	LOST	PCT.	WON	LOST	PCT.
1908-09	4	0	1.000	1	2	.333	0	0	
1909-10	3	0	1.000	0	1	.000	0	0	
1910-11	3	0	1.000	5	3	.625	0	0	
1911-12	4	0	1.000	0	6	.000	0	0	
1912-13	2	1	.667	0	2	.000	0	0	
1913-14	4	2	.667	3	2	.600	0	0	
1914-15	8	1	.889	2	0	1.000	0	0	
1915-16	11	4	.733	3	6	.333	0	0	
1916-17	11	0	1.000	9	2	.818	0	0	
1917-18	4	0	1.000	8	1	.889	0	0	
1918-19	1	0	1.000	0	0		0	0	
1919-20	10	0	1.000	9	2	.818	0	0	
1920-21	14	1	.933	5	3	.625	0	0	
1921-22	11	1	.917	4	0	1.000	0	0	
1922-23	9	6	.600	1	3	.250	0	1	.000
1923-24	4	6	.400	4	6	.400	0	0	
1924-25	7	2	.778	3	4	.429	0	1	.000
1925-26	6	4	.600	3	5	.375	0	0	
1926-27	6	4	.600	1	5	.167	0	0	
1927-28	10	0	1.000	3	3	.500	1	1	.500
1928-29	4	4	.500	4	8	.333	0	1	.000
1929-30	6	2	.750	3	8	.273	1	1	.500
1930-31	4	5	.444	3	2	.600	0	1	.000
1931-32	6	4	.600	5	4	.556	0	1	.000
1932-33	7	1	.875	6	6	.500	2	1	.667
1933-34	10	0	1.000	3	3	.500	0	1	.000
1934-35	11	0	1.000	2	1	.667	1	0	1.000
1935-36	7	3	.700	3	5	.375	0	2	.000
1936-37	9	1	.900	4	5	.444	0	1	.000
1937-38	7	7	.500	3	3	.500	0	0	
1938-39	6	2	.750	5	4	.556	2	1	.667
1939-40	4	5	.444	4	2	.667	2	1	.667
1940-41	4	3	.571	5	5	.500	0	1	.000
1941-42	5	4	.556	3	2	.600	0	1	.000
1942-43	6	0	1.000	10	3	.769	2	1	.667
1943-44	5	7	.417	5	7	.417	0	1	.000
1944-45	9	2	.818	5	6	.455	1	1	.500
1945-46	9	1	.900	6	1	.857	3	1	.750
1946-47	9	0	1.000	4	3	.571	4	1	.800
1947-48	5	5	.500	2	8	.200	1	5	.167
1948-49	7	2	.778	6	6	.500	2	2	.500
1949-50	9	3	.750	1	7	.125	3	2	.600
1950-51	5	3	.625	3	8	.273	2	3	.400
1951-52	11	0	1.000	3	6	.333	3	1	.750
1952-53	10	0	1.000	8	1	.889	4	2	.667
1953-54	13	1	.929	6	0	1.000	1	4	.200
1954-55	5	6	.455	1	12	.077	0	0	
1955-56	5	7	.417	1	9	.100	1	1	.500
1956-57	4	8	.333	1	10	.091	1	1	.500
1957-58	4	8	.333	2	8	.200	1	2	.333
1958-59	5	7	.417	2	8	.200	3	0	1.000
1959-60	4	7	.364	1	10	.091	0	1	.000
1960-61	7	3	.700	4	10	.286	0	1	.000
1961-62	7	2	.778	4	6	.400	2	3	.400

SEASON	WON	LOST	PCT.	WON	LOST	PCT.	WON	LOST	PCT.
1962-63	7	3	.700	3	8	.273	2	1	.667
1963-64	8	2	.800	3	8	.273	1	3	.250
1964-65	7	4	.636	3	8	.273	2	2	.500
1965-66	3	7	.300	3	10	.231	0	3	.000
1966-67	2	9	.182	1	12	.077	0	2	.000
1967-68	9	4	.692	5	6	.455	0	2	.000
1968-69	6	5	.545	5	8	.385	2	0	1.000
1969-70	10	3	.769	8	4	.667	4	3	.571
1970-71	7	4	.636	5	7	.417	2	1	.667
1971-72	8	4	.667	2	11	.154	0	1	.000
1972-73	8	4	.667	5	6	.455	1	0	1.000
1973-74	9	5	.643	3	9	.250	0	0	
1974-75	6	6	.500	3	10	.231	1	0	1.000
1975-76	10	6	.625	2	8	.200	0	0	
1976-77	11	5	.688	4	7	.364	0	0	
1977-78	11	4	.733	7	5	.583	0	0	
1978-79	13	1	.929	8	3	.727	2	2	.500
1979-80	12	2	.857	7	3	.700	7	1	.875
1980-81	15	0	1.000	8	1	.889	8	4	.667
1981-82	9	4	.692	4	7	.364	1	3	.250
1982-83	11	4	.733	7	7	.500	1	2	.333
1983-84	12	2	.857	5	7	.417	1	2	.333
1984-85	13	2	.867	6	6	.500	0	2	.000
1985-86	13	3	.813	10	8	.556	3	1	.750
1986-87	10	6	.625	5	6	.455	9	3	.750
1987-88	11	4	.733	4	8	.333	1	2	.333
1988-89	11	5	.688	6	6	.500	3	1	.750
1989-90	16	2	.889	4	5	.444	3	2	.600
1990-91	15	1	.938	5	6	.455	0	3	.000
1991-92	12	4	.750	6	4	.600	3	2	.600
1992-93	15	2	.882	3	6	.333	4	3	.571
1993-94	8	6	.571	2	8	.200	1	2	.333
1994-95	9	7	.563	3	6	.333	0	2	.000
1995-96	11	7	.611	1	7	.125	0	3	.000
1996-97	9	6	.600	0	9	.000	1	5	.167
1997-98	8	8	.500	1	9	.100	0	1	.000
1998-99	12	4	.750	0	10	.000	0	1	.000
1999-00	15	1	.938	5	3	.625	8	2	.800
2000-01	9	7	.563	2	8	.200	2	1	.667
2001-02	12	5	.706	4	7	.364	3	3	.500
2002-03	16	2	.889	2	6	.250	3	3	.500
2003-04	12	3	.800	5	7	.417	1	1	.500
2004-05	14	1	.933	4	6	.400	2	3	.400
2005-06	14	2	.875	7	4	.636	6	3	.667
2006-07	14	4	.778	2	9	.182	1	2	.333
2007-08	9	6	.600	4	9	.308	0	3	.000
2008-09	19	2	.905	6	3	.667	2	3	.400
2009-10	11	7	.611	0	9	.000	0	4	.000
2010-11	8	10	.444	3	8	.273	0	3	.000
2011-12	11	4	.733	4	9	.308	3	2	.600
2012-13	14	3	.824	4	8	.333	1	1	.500
2013-14	13	3	.813	4	9	.308	3	2	.600
2014-15	13	4	.765	8	3	.727	1	4	.200
TOTAL	932	364	.719	413	610	.404	142	154	.480

Maravich Center Win Streaks

- 23** 15 games 1980-81 season; First 8 games 1981-82 season
- 18** Last 8 games 1983-84 season; First 10 games 1984-85 season
- 18** Last 7 games 1989-90 season; First 11 games 1990-91 season
- 17** Last 3 games 2007-08 season; First 14 games 2008-09 season
- 16** Last 4 games 1991-92 season; First 12 games 1992-93 season
- 14** Last game 1977-78 season; First 13 games 1978-79 season
- 14** Last 7 games 1999-00 season; First 7 games 2000-01 season
- 13** Last 6 games 1972-73 season; First 7 games 1973-74 season
- 13** Last 5 games 2002-03 season; First 8 games 2003-04 season
- 13** Last 11 games 2004-05 season; First 2 games 2005-06 season
- 11** Last 2 games 1984-85 season; First 9 games 1985-86 season
- 11** Last game 2000-2001 season; First 10 games 2001-2002 season
- 11** First 11 games of the 2002-03 season
- 11** Final 9 games of the 2005-06 season; First 2 games of 2006-07

Home Winning Streaks (ALL SITES OVERALL)

- 42** Last 3 games 1915-16 season;
11 games 1916-17 season;
4 games 1917-18 season;
1 game 1918-19 season;
10 games 1991-20;
First 13 games 1920-21 season
- 29** Last 6 games 1932-33 season;
10 games 1933-34 season;
11 games 1934-35 season;
First 2 games 1935-36 season
- 25** Last game 1950-51 season;
11 games 1951-52 season;
10 games 1952-53 season;
First 3 games 1953-54 season

Year-by-year Results

SIAA Era

COACH E. R. WINGARD

1 SEASON • 1909

5-2 (.714)

1909 RECORD: 5-2, 2-0

Coach: E. R. Wingard

DATE	OPPONENT	RESULTS
1-30	Dixon Academy	A W, 35-20
2-6	Mississippi State	H W, 18-12
2-8	Mississippi State	H W, 14-10
2-18	Baton Rouge H.S.	H W, 36-14
2-26	YMCA (N.O.)	A L, 11-27
2-27	YMCA (N.O.)	A L, 16-37
3-6	Dixon Academy	H W, 21-12

COACH J. W. MAYHEW

2 SEASONS • 1910-11

11-4 (.733)

1910 RECORD: 3-1, 2-0

Coach: J. W. Mayhew

DATE	OPPONENT	RESULTS
2-4	Ole Miss	H W, 39-14
2-5	Ole Miss	H W, 25-4
2-26	YMCA (N.O.)	A L, 11-53
3-5	YMCA (N.O.)	H W, 30-17

1911 RECORD: 8-3, 6-1

Coach: J. W. Mayhew

DATE	OPPONENT	RESULTS
11-26	Tulane	H W, 47-7
1-27	Tulane	H W, 26-15
2-7	Mississippi State	A W, 33-17
2-8	Mississippi State	A W, 42-12
2-9	Birmingham AC	A L, 17-45
2-10	Bessemer AC	A L, 17-37
2-11	Birmingham High	A W, 23-21
2-11	B'mingham YMCA	A W, 23-21
2-13	Texas	H W, 39-10
2-17	Tulane	A W, 27-25
2-18	Tulane	A L, 13-15

COACH F. M. LONG

2 SEASONS • 1912-1913

6-9 (.400)

1912 RECORD: 4-6, 2-3

Coach: F. M. Long

DATE	OPPONENT	RESULTS
1-15	Ole Miss	H W, 27-15
1-16	Ole Miss	H W, 33-11
2-5	YMCA (N.O.)	A L, 24-25
2-6	Mississippi State	A L, 16-22
2-7	Mississippi State	A L, 11-21
2-8	Birmingham AC	A L, 7-54
2-9	Bessemer AC	A L, 20-42
2-10	Auburn	A L, 15-38
2-17	YMCA (N.O.)	H W, 23-19
2-25	YMGC (N.O.)	H W, 32-6

1913 RECORD: 2-3, 1-3

Coach: F. M. Long

DATE	OPPONENT	RESULTS
2-8	YMGC (N.O.)	H W, 39-11
2-14	Tulane	A L, 13-15
2-15	Tulane	A L, 20-26
2-28	Tulane	H L, 15-16
3-1	Tulane	H W, 13-12

COACH C. C. STROUD

6 SEASONS

1913-1918, 1919-1920

82-21 (.796)

1913-14 RECORD: 7-5, 0-4

Coach: Dr. C. C. Stroud

DATE	OPPONENT	RESULTS
12-19	Louisiana College	A W, 17-15
12-22	Shreveport AC	A W, 31-14
12-23	Shreveport AC	A W, 25-20
1-9	Southwestern La. ^	H W, 44-7
1-17	Louisiana College	H W, 27-24
1-21	Miss. College	H W, 34-13
1-22	Miss. College	H W, 29-19
2-13	Tulane	H L, 14-26
2-14	Tulane	H L, 7-10
2-19	St. Paul's	L, 15-35
2-27	Tulane	A L, 12-25

2-28 Tulane A L, 6-13

1914-15 RECORD: 10-1, 3-1

Coach: Dr. C. C. Stroud

DATE	OPPONENT	RESULTS
12-21	Centenary	A W, 38-17
12-22	Shreveport AC	A W, 21-20
1-14	Southwestern La.	H W, 29-6
1-15	Southwestern La.	H W, 39-16
1-18	YMGC (N.O.)	H W, 24-11
1-23	Louisiana College	H W, 30-4
2-6	YMCA (N.O.)	H W, 55-18
2-12	Mississippi State	H W, 24-12
2-13	Mississippi State	H L, 14-15
2-19	Tulane	H W, 28-17
2-20	Tulane	H W, 37-19

1915-16 RECORD: 14-10, 6-7

Coach: Dr. C. C. Stroud

DATE	OPPONENT	RESULTS
	Jefferson College	H W, 55-18
	YMCA (N.O.)	H W, 42-26
	Southwestern La.	H W, 44-14
	Southwestern La.	H W, 69-13
	Louisiana College	H W, 14-11
	Louisiana College	H W, 20-19
	La. Normal ^	H W, 24-23
	Alabama	H L, 25-39
	Alabama	H L, 25-44
	YMGC (N.O.)	H W, 39-22
1-22	Mississippi State	A W, 31-21
2-4	Tulane	H L, 21-24
2-5	Tulane	H L, 18-22
	Alabama	A W, 25-18
2-7	Mississippi State	A L, 17-23
	Birmingham AC	A L, 30-39
2-10	Auburn	A L, 23-24
	Columbus AC	A L, 21-42
	Atlanta AC	A L, 16-64
2-18	Tulane	A L, 14-26
2-19	Tulane	A W, 19-16
2-21	Ole Miss	H W, 55-29
2-23	Rice	H W, 29-21
2-24	Rice	H W, 25-17

1916-17 RECORD: 20-2, 11-0

Coach: Dr. C. C. Stroud

DATE	OPPONENT	RESULTS
	SW Louisiana ^	A W, 33-20
	SW Louisiana ^	A L, 13-21
	Shreveport AC	A W, 19-17
	SW Louisiana ^	A W, 50-13
	YMGC	H W, 54-22
	Texas AGM	H W, 24-15
	Texas AGM	H W, 30-14
1-26	Mississippi State	H W, 36-28
1-27	Mississippi State	H W, 38-17
	Shreveport AC	H W, 39-24
	Alabama	H W, 34-7
	Millsaps	H W, 95-6
2-9	Tulane	A W, 37-20
2-10	Tulane	A W, 27-18
	YMCA (Mobile)	A L, 18-37
	Spring Hill	A W, 34-24
2-13	Auburn	A W, 37-13
	Birmingham AC	A W, 37-23
	Alabama	A W, 38-9
	Millsaps	A W, 57-11
2-23	Tulane	H W, 46-27
2-24	Tulane	H W, 26-20

1917-18 RECORD: 12-1, 3-0

Coach: Dr. C. C. Stroud

DATE	OPPONENT	RESULTS
12-2	La. Normal ^	A W, 38-25
12-3	Shreveport AC	A W, 51-20
12-13	Jefferson College	H W, 42-18
1-11	SW Louisiana ^	A W, 36-7
1-11	St. Charles	A W, 61-17
1-18	Auburn	H W, 43-31
1-19	Auburn	H W, 34-27
2-1	Navy Res. (NO)	H W, 64-8
2-6	Millsaps	A W, 66-10
2-6	Miss. College	A W, 41-24
2-8	Birmingham AC	A L, 23-33
2-8	Birmingham AC	A W, 33-22
2-9	Alabama	A W, 28-25

COACH R. E. EDMONDS

1 SEASON • 1919

1-0 (1.000)

1919 RECORD: 1-0, 0-0

Coach: R. E. Edmonds

DATE	OPPONENT	RESULTS
2-1	Jefferson Col. (H)	W 66-18

COACH C. C. STROUD

6 SEASONS

1913-1918, 1919-1920

82-21 (.796)

1919-1920 RECORD: 19-2, 8-2

Coach: Dr. C. C. Stroud

DATE	OPPONENT	RESULTS
12-30	Jefferson Col. (H)	W 46-15
12-31	Jefferson Col. (H)	W 57-24
1-3	YMGC (NO) (H)	W 47-19
1-10	St. Stanislaus (A)	W 47-21
	La. College (A)	W 35-20
1-24	Mississippi St. (H)	W 27-12
1-30	La. College (H)	W 63-19
1-31	La. College (H)	W 39-15
2-3	Spring Hill (H)	W 64-16
2-6	Tulane (A)	W 35-19
2-7	Tulane (A)	W 29-10
2-9	Alabama (A)	W 30-11
2-10	B'mingham AC (A)	W 28-19
2-11	Georgia (A)	L 15-32
2-12	Mercer (A)	W 33-22
2-13	Auburn (A)	L 21-33
2-14	YMCA (Mobile) (A)	W 26-22
2-14	Spring Hill (A)	W 38-9
2-23	Alabama (H)	W 44-19
2-27	Tulane (H)	W 37-12
2-28	Tulane (H)	W 37-12

SIC Era

COACH BRANCH BOCOCK

1 SEASON • 1921

19-4 (.826)

1921 RECORD: 19-4, 5-2

Coach: Branch Bocock

DATE	OPPONENT	RESULTS
1-8	La. Normal ^	H W, 29-25
1-10	Loyola (N.O.)	H W, 74-12
1-15	YMHA (N.O.)	H W, 42-20
1-21	SW Louisiana ^	H W, 47-11
1-25	Texas AGM	H W, 30-28
1-26	Texas AGM	H W, 31-30
1-29	Navy (Pensacola)	H W, 54-12
1-30	Navy (Pensacola)	H W, 51-41
2-1	Spring Hill	H W, 29-24
2-2	Spring Hill	H W, 31-17
2-4	Tulane	H W, 42-27
2-5	Tulane	H W, 52-24
2-11	SW Louisiana ^	H W, 61-8
2-18	Ole Miss	H L, 22-23
2-19	Ole Miss	H W, 46-13
2-21	Texas AGM	A W, 24-16
2-22	Texas AGM	A L, 19-49
2-23	Baylor	A L, 20-32
2-24	Baylor	A W, 34-33
2-25	YMCA (Houston)	A W, 49-19
2-26	Rice	A W, 35-23
3-4	Tulane	A L, 29-31
3-5	Tulane	A W, 27-20

COACH FRANK "TAD" GORMLEY

2 SEASONS • 1922-23

25-11 (.694)

1922 RECORD: 15-1, 3-1

Coach: Frank "Tad" Gormley

DATE	OPPONENT	RESULTS
1-10	SW Louisiana ^	H W, 41-8
1-11	SW Louisiana ^	H W, 29-17
1-13	Louisiana College	H W, 52-26
1-14	Louisiana College	H W, 50-22
1-20	La. Normal ^	H W, 32-15
1-21	La. Normal ^	H W, 40-3
1-27	Tulane	A W, 19-15
1-28	Tulane	A W, 26-18

2-1	Spring Hill	H W, 27-26
2-2	Spring Hill	H W, 16-15
2-10	YMCA (Houston)	A W, 29-27
2-11	YMCA (Houston)	A W, 28-22
2-15	Miss. College	H W, 29-20
2-16	Miss. College	H W, 26-18
2-20	Tulane	H L, 23-39
2-21	Tulane	H W, 34-19

1923 RECORD: 10-10, 0-6

Coach: Frank "Tad" Gormley

DATE	OPPONENT	RESULTS
1-7	Stanocolas	H L, 17-35
1-10	La. College	H W, 23-22
1-11	La. College	H W, 33-22
1-15	Mississippi St.	H L, 25-36
1-16	Mississippi St.	H L, 20-35
1-19	SW Louisiana ^	H W, 25-22
1-24	Miss. College	H W, 27-17
1-25	Miss. College	H W, 19-14
1-31	Spring Hill	H L, 21-23
2-1	Spring Hill	H W, 36-20
2-5	Millsaps	H W, 32-10
2-6	Millsaps	H W, 34-23
2-9	Tulane	H L, 24-33
2-10	Tulane	H L, 18-28
2-16	Tulane	A L, 23-40
2-17	Tulane	A L, 11-34
2-22	Stanocolas	H W, 46-20
2-26	Vanderbilt-L	N L, 10-36
2-28	Spring Hill	A L, 24-26
3-1	Spring Hill	A W, 20-18

COACH "MOON" DUCOTE

1 SEASON • 1924

8-12 (.400)

1924 RECORD: 8-12, 0-7

COACH HARRY RABENHORST
29 SEASONS
1926-42, 1945-57
340-264 (.563)

1926 RECORD: 9-9, 4-5

Coach: Harry Rabenhorst

DATE	OPPONENT	RESULTS
1-6	YMCA (B.R.)	H W, 37-25
1-8	SW Louisiana ^	A W, 25-13
1-9	SW Louisiana ^	A W, 31-29
1-11	Louisiana College	H W, 39-28
1-12	Louisiana College	H W, 44-22
1-15	Ole Miss	H W, 27-24
1-16	Ole Miss	H L, 19-43
1-22	Vanderbilt	H W, 24-23
1-25	Alabama	A L, 15-26
1-26	Alabama	A W, 28-22
1-27	St. Stanislaus	A L, 19-38
1-28	St. Stanislaus	A L, 21-27
2-5	Tulane	H W, 30-23
2-6	Tulane	H L, 23-24
2-12	La. Normal ^	H L, 27-35
2-13	La. Normal ^	H L, 21-23
2-19	Tulane	A L, 29-32
2-20	Tulane	A L, 13-22

1927 RECORD: 7-9, 3-5

Coach: Harry Rabenhorst

DATE	OPPONENT	RESULTS
1-8	Sewanee	H W, 26-23
1-14	Ole Miss	H L, 16-36
1-15	Ole Miss	H W, 22-21
1-21	Louisiana College	A L, 19-35
1-22	Louisiana College	A W, 23-20
1-28	Loyola (N.O.)	H L, 15-16
1-29	Loyola (N.O.)	H W, 42-18
2-4	Tulane	A L, 20-27
2-5	Tulane	A L, 9-36
2-10	Georgia Tech	H W, 29-27
2-11	Loyola (N.O.)	A L, 26-41
2-12	Loyola (N.O.)	A L, 19-27
2-18	Tulane	H L, 20-25
2-19	Tulane	H L, 20-23
2-21	SW Louisiana ^	H W, 34-22
2-22	SW Louisiana ^	H W, 29-12

1928 RECORD: 14-4, 7-3

Coach: Harry Rabenhorst

DATE	OPPONENT	RESULTS
1-6	SW Louisiana ^	H W, 40-17
1-7	SW Louisiana ^	H W, 36-17
1-13	Ole Miss	H W, 20-17
1-14	Ole Miss	H W, 36-25
1-25	Ole Miss	A L, 23-33
1-26	Ole Miss	A W, 34-33
1-27	Mississippi State	A L, 26-46
1-28	Mississippi State	A L, 23-29
1-30	Louisiana Tech	H W, 40-23
1-31	Louisiana Tech	H W, 37-28
2-3	Tulane	H W, 47-13
2-4	Tulane	H W, 41-18
2-10	Louisiana College	H W, 47-17
2-11	Louisiana College	H W, 47-22
2-17	Tulane	A W, 36-20
2-18	Tulane	A W, 39-25
2-23	North Carolina-1	N W, 44-38
2-25	Ole Miss-1	N L, 28-55

1929 RECORD: 8-13, 5-9

Coach: Harry Rabenhorst

DATE	OPPONENT	RESULTS
1-7	SW Louisiana ^	H W, 23-17
1-8	SW Louisiana ^	H W, 29-22
1-11	Ole Miss	H L, 21-42
1-12	Ole Miss	H L, 17-34
1-14	Louisiana College	A W, 32-31
1-15	Louisiana College	A L, 43-44
1-18	Ole Miss	A L, 24-28
1-19	Ole Miss	A L, 25-30
1-28	Auburn	A W, 45-28
1-29	Auburn	A W, 65-28
1-30	Alabama	A L, 16-38
1-31	Alabama	A L, 28-37
2-4	Mississippi State	H L, 16-26

2-5	Mississippi State	H W, 39-29
2-11	SW Louisiana ^	A L, 34-36
2-12	SW Louisiana ^	A L, 23-25
2-15	Tulane	A L, 37-40
2-16	Tulane	A W, 28-21
2-22	Tulane	H W, 37-35
2-23	Tulane	H L, 32-33
2-28	Washington & Lee-1	N L, 22-32

1930 RECORD: 10-11, 6-7

Coach: Harry Rabenhorst

DATE	OPPONENT	RESULTS
1-3	Louisiana College	A L, 41-53
1-4	Louisiana College	A L, 15-55
1-9	Mississippi College	A L, 24-27
1-10	Ole Miss	A L, 27-31
1-11	Ole Miss	A W, 31-21
1-17	Ole Miss	H L, 24-47
1-18	Ole Miss	H L, 29-32
1-24	Louisiana Tech	A W, 37-31
1-25	Louisiana Tech	A W, 42-27
2-1	Mississippi State-2	N W, 32-24
2-3	Alabama	A L, 20-37
2-4	Alabama	A L, 22-28
2-7	Auburn	H W, 44-27
2-8	Auburn	H W, 49-45
2-10	Spring Hill	H W, 53-17
2-11	Spring Hill	H W, 52-14
2-14	Tulane	H W, 35-30
2-15	Tulane	H W, 24-15
2-21	Tulane	A L, 25-27
2-22	Tulane	A L, 27-30
3-3	Duke-1	N L, 34-43

1931 RECORD: 7-8, 4-4

Coach: Harry Rabenhorst

DATE	OPPONENT	RESULTS
1-10	New Orleans AC	H L, 35-41
1-13	Miss. College	A W, 46-34
1-15	Ole Miss	A W, 26-24
1-16	Ole Miss	A L, 29-30
1-22	Alabama	H L, 26-40
1-23	Alabama	H L, 28-37
1-30	SW Louisiana ^	H L, 26-40
1-31	SW Louisiana ^	H L, 29-34
2-6	Southern Miss	H W, 46-35
2-7	Southern Miss	H W, 47-31
2-13	Tulane	A L, 23-38
2-14	Tulane	A W, 39-31
2-20	Tulane	H W, 49-30
2-21	Tulane	H W, 48-27
2-23	Maryland-1	N L, 34-37

1932 RECORD: 11-9, 8-8

Coach: Harry Rabenhorst

DATE	OPPONENT	RESULTS
1-8	SW Louisiana ^	H W, 44-23
1-9	SW Louisiana ^	H W, 50-35
1-15	Ole Miss	A W, 37-34
1-16	Ole Miss	A L, 22-24
1-18	Mississippi State	H L, 28-29
1-19	Mississippi State	H W, 40-15
1-22	Alabama	A L, 25-34
1-23	Alabama	A L, 25-37
1-25	Mississippi State	A W, 30-26
1-26	Mississippi State	A W, 33-29
1-29	Ole Miss	H W, 55-53
1-30	Ole Miss	H L, 33-35
2-8	Auburn	H L, 34-48
2-9	Auburn	H L, 30-34
2-11	Tulane	H W, 32-25
2-12	Tulane	H W, 34-22
2-19	Tulane	A W, 29-26
2-20	Tulane	A L, 29-33
2-26	Georgia Tech-1	A W, 36-33
2-27	Auburn-1	N L, 22-30

SEC Era

1933 RECORD: 15-8, 13-7

Coach: Harry Rabenhorst

DATE	OPPONENT	RESULTS
1-4	Alabama	H W, 32-27
1-5	Alabama	H L, 36-40

1-11	Mississippi State	A W, 32-28
1-12	Mississippi State	A W, 49-26
1-13	Ole Miss	A L, 37-40
1-14	Ole Miss	A L, 32-34
1-17	Mississippi State	H W, 45-40
1-18	Mississippi State	H W, 37-33
1-20	Sewanee	A W, 50-30
1-21	Sewanee	A W, 57-45
1-23	Vanderbilt	A L, 34-54
1-24	Vanderbilt	A L, 26-52
1-25	Auburn	A W, 26-25
1-26	Auburn	A L, 24-25
2-10	Tulane	A L, 31-44
2-11	Tulane	A W, 46-28
2-13	Ole Miss	H W, 53-33
2-14	Ole Miss	H W, 50-33
2-17	Tulane	H W, 50-38
2-18	Tulane	H W, 51-37
2-20	Auburn-3	N W, 57-33
2-21	Tennessee-3	N W, 55-43
2-22	Kentucky-3	N L, 38-51

1934 RECORD: 13-4, 13-3

Coach: Harry Rabenhorst

DATE	OPPONENT	RESULTS
1-5	Sewanee	H W, 80-20
1-6	Sewanee	H W, 60-9
1-9	Mississippi State	A L, 46-47
1-10	Mississippi State	A W, 49-23
1-12	Alabama	A L, 33-36
1-13	Alabama	A L, 29-37
1-19	Tulane	H W, 29-25
1-20	Tulane	H W, 48-26
2-5	Auburn	H W, 40-17
2-6	Auburn	H W, 38-16
2-8	Mississippi State	H W, 54-39
2-9	Mississippi State	H W, 61-30
2-12	Ole Miss	H W, 52-33
2-13	Ole Miss	H W, 49-39
2-16	Tulane	A W, 43-22
2-17	Tulane	A W, 36-21
3-3	Tennessee-3	N L, 35-42

NATIONAL CHAMPION
SEC CHAMPION

1934-35 RECORD: 14-1, 12-0

Coach: Harry Rabenhorst

DATE	OPPONENT	RESULTS
12-18	SW Louisiana ^	H W, 54-30
1-7	Alabama	H W, 34-32
1-8	Alabama	H W, 41-39
1-19	Rice	A L, 47-56
2-4	Ole Miss	H W, 47-32
2-5	Ole Miss	H W, 47-33
2-8	Tulane	A W, 34-16
2-9	Tulane	A W, 35-24
2-13	Mississippi State	H W, 67-32
2-14	Mississippi State	H W, 46-39
2-15	Vanderbilt	H W, 56-41
2-16	Vanderbilt	H W, 40-31
2-22	Tulane	H W, 65-20
2-23	Tulane	H W, 64-23
4-13	Pittsburgh-4	N W, 41-37

1935-36 RECORD: 10-10, 9-6

Coach: Harry Rabenhorst

DATE	OPPONENT	RESULTS
12-18	SW Louisiana ^	H W, 43-28
12-23	Georgia	H W, 46-34
1-2	Pittsburgh-5	N L, 47-52
1-10	Alabama	A L, 25-37
1-11	Alabama	A L, 34-43
1-13	Mississippi State	A L, 38-49
1-14	Mississippi State	A W, 32-30
1-23	Rice	H L, 38-42
1-24	Rice	H L, 30-38
1-31	Ole Miss	H W, 54-37
2-1	Ole Miss	H L, 46-51
2-7	Tulane	H W, 52-27
2-8	Tulane	H W, 49-26
2-10	Mississippi State	H W, 43-37
2-11	Mississippi State	H W, 45-40
2-14	Ole Miss	A L, 47-59
2-15	Ole Miss	A L, 51-69

2-21	Tulane	A W, 50-30
2-22	Tulane	A W, 46-22
2-28	Alabama-6	N L, 30-52

1936-37 RECORD: 13-7, 7-6

Coach: Harry Rabenhorst

DATE	OPPONENT	RESULTS
12-16	SW Louisiana ^	H W, 44-19
1-6	Alabama	H W, 43-33
1-7	Alabama	H W, 47-27
1-8	Rice	A W, 32-29
1-9	Rice	A W, 38-37
1-13	Ole Miss	A L, 47-50
1-14	Ole Miss	A L, 27-40
1-16	Mississippi State	A L, 36-53
1-20	Louisiana Tech	H W, 54-24
1-21	Louisiana Tech	H W, 35-34
2-1	Auburn	A L, 24-37
2-2	Auburn	A W, 54-34
2-5	Tulane	H W, 42-31
2-6	Tulane	H W, 46-42
2-12	Loyola (N.O.)	H W, 46-31
2-15	Mississippi State	H W, 42-41
2-16	Mississippi State	H L, 38-39
2-19	Tulane	A W, 37-31
2-20	Tulane	A L, 32-52
2-26	Kentucky-6	N L, 37-57

1937-38 RECORD: 10-10, 7-6

Coach: Harry Rabenhorst

DATE	OPPONENT	RESULTS
12-13	SW Louisiana ^	H W, 31-26
12-16	Southern Cal	H L, 38-54
12-17	Southern Cal	H L, 26-50
1-7	Rice	H L, 38-45
1-8	Rice	H W, 58-38
1-14	Ole Miss	H L, 48-59
1-15	Ole Miss	H L, 44-47
1-31	Mississippi State	H W, 38-33
2-1	Mississippi State	H W, 31-22
2-4	Georgia Tech	H W, 47-35
2-7	Alabama	A L, 33-41
2-8	Alabama	A L, 32-33
2-14	Mississippi State	A W, 66-44
2-15	Mississippi State	A L, 46-63
2-18	Tulane	A W, 44-42
2-19	Tulane	A W, 31-27
2-25	Tulane	H W, 42-31
2-26	Tulane	H L, 39-41
3-3	Auburn-7	H W, 60-34
3-4	Ole Miss-7	H L, 41-68

1938-39 RECORD: 13-7, 10-5

Coach: Harry Rabenhorst

DATE	OPPONENT	RESULTS
12-14	Rice	A L, 32-34
12-15	Rice	A W, 30-27
1-6	Alabama	H W, 33-29
1-7	Alabama	H L, 30-39
1-9	Ole Miss	A W, 42-41
1-10	Ole Miss	A W, 42-34
1-30	Mississippi State	A W, 48-32
1-31	Mississippi State	A L, 29-31
2-3	Mississippi State	H W, 47-45
2-4	Mississippi State	H W, 54-33
2-9	Georgia Tech	A L, 35-37
2-13	Ole Miss	H W, 50-48
2-14	Ole Miss	H W, 59-18
2-17	Tulane	H W, 36-33
2-18	Tulane	H L, 33-36
2-23	Tulane	A L, 30-36
2-24	Tulane	A W, 41-31
3-2	Georgia-6	N W, 50-28
3-2	Sewanee-6	N W, 55-35
3-3	Kentucky-6	N L, 34-53

1939-40 RECORD: 10-8, 8-4

Coach: Harry Rabenhorst

DATE	OPPONENT	RESULTS
12-18	Rice	H L, 39-56
12-19	Rice	

Year-by-year Results

1940-41 RECORD: 9-9, 7-5

Coach: Harry Rabenhorst

DATE	OPPONENT	RESULTS
12-10	SW Louisiana ^	H L, 30-39
12-16	Bogalusa	H W, 52-43
12-19	Rice	A L, 48-60
12-20	Rice	A L, 33-54
12-21	Gulf Oilers	A W, 54-44
1-6	Alabama	H W, 37-28
1-10	Ole Miss	A W, 56-32
1-11	Mississippi State	A L, 26-35
1-13	Alabama	A L, 32:36 OT
2-3	Ole Miss	H W, 67-39
2-8	Mississippi State	H W, 39-37
2-10	Georgia Tech	A W, 43-41
2-11	Auburn	A L, 49-50
2-14	Tulane	H L, 44-55
2-15	Tulane	H L, 35-39
2-20	Tulane	A W, 59-44
2-21	Tulane	A W, 40-37
2-27	Vanderbilt-9	N L, 49-63

1941-42 RECORD: 8-7, 8-3

Coach: Harry Rabenhorst

DATE	OPPONENT	RESULTS
12-12	Rice	H L, 42-54
12-13	Rice	H L, 37-50
12-18	Texas AGM	H L, 41-56
1-6	Ole Miss	A W, 56-35
1-10	Mississippi State	A L, 41-43
1-12	Alabama	A L, 28-40
1-17	Ole Miss	H L, 42-51
1-24	Mississippi State	H W, 51-40
2-6	Georgia Tech	H W, 54-41
2-12	Tulane	H W, 51-46
2-13	Tulane	H W, 50-49
2-17	Auburn	H W, 63-49
2-19	Tulane	A W, 48-44
2-20	Tulane	A W, 31-21
2-27	Alabama-9	N L, 31-45 OT

COACH DALE MOREY 2 SEASONS • 1942-44 28-19 (.596)

Coach: Dale Morey

DATE	OPPONENT	RESULTS
12-11	Harding Field	H W, 92-42
12-17	Rice	A L, 26-56
12-18	Rice	A W, 62-60
12-19	Con. Steel	W, 49-23
1-4	Alabama	H W, 36-32
1-8	Ole Miss	A W, 54-34
1-9	Miss. State	A L, 40-48
1-11	Alabama	A W, 32-29
1-16	Ole Miss	H W, 51-39
1-19	Miss. State	H W, 61-40
1-30	Livingston	A W, 101-50
2-2	Georgia	A W, 54-39
2-3	Georgia Navy	A W, 50-34
2-5	Georgia Tech	A L, 44-45
2-6	Auburn	A W, 62-37
2-11	Tulane	A W, 91-57
2-12	Tulane	A W, 59-57
2-19	Tulane	H W, 35-34
2-20	Tulane	H W, 46-40
2-25	Auburn-9	N W, 67-38
2-26	Alabama-9	N W, 47-41
2-27	Tennessee-9	N L, 38-52

1943-44 RECORD: 10-15, 0-4

Coach: Dale Morey

DATE	OPPONENT	RESULTS
12-20	Harding Field	A W, 54-29
1-8	Alexandria AB	H L, 24-28
1-12	Camp Van Dorn	H W, 51-15
1-14	Houma Navy	H W, 43-31
1-19	Keesler Field	A L, 38-56
1-20	Gulfport Field	A L, 40-44
1-21	Pensacola Navy	A L, 30-69
1-22	Pensacola Navy	A L, 37-60

1-26	Harding Field	H L, 48-50
1-28	Barksdale AFB	H L, 44-47
2-1	LSU ASTU	H W, 37-25
2-3	Houma Navy	A W, 36-27
2-5	Bergstrom Field	H W, 53-46
2-8	Camp Van Dorn	A W, 42-38
2-9	Tulane	H L, 42-43
2-10	Tulane	H L, 37-38
2-11	Alexandria AB	A W, 42-29
2-12	Selman Field	A L, 34-36
2-14	Barksdale AFB	A W, 46-41
2-16	Tulane	A L, 39-41
2-17	Tulane	A L, 44-66
2-19	SW Louisiana ^	H L, 40-62
2-21	SW Louisiana ^	H L, 37-60
2-25	LSU ASTU	H W, 65-45
3-3	Kentucky-9	N L, 28-55

COACH JESSE FATHERREE, A. L. SWANSON 1 SEASON • 1944-45 FATHERREE 11-7 (.611) SWANSON 4-2 (.667)

1944-45 RECORD: 15-9, 3-3

Coaches: Jesse Fatherree, A. L. Swanson

DATE	OPPONENT	RESULTS
12-22	Alexandria Air	A L, 31-55
1-5	Alexandria Air	H L, 54-63
1-6	SW Louisiana ^	H W, 44-42
1-8	Keesler Field	A L, 53-60
1-9	Gulfport Navy	A L, 41-73
1-13	Camp Polk	H W, 56-44
1-15	Mississippi State	A L, 39-47
1-16	Jackson AFB	A W, 50-32
1-17	Louisiana Tech	A W, 43-38
1-20	DuPont-Ethyl	H W, 82-52
1-24	SW Louisiana ^	A W, 59-44
1-29	Mississippi State	H W, 62-27
2-1	Tulane	A L, 43-45
2-2	Tulane	A L, 32-44
2-5	Keesler Field	H W, 60-57
2-7	Louisiana Tech	H W, 83-56
2-9	Tulane	H W, 50-44
2-10	Tulane	H W, 61-55
2-14	Hammond Air	A W, 66-36
2-17	Algiers Navy	H W, 84-69
2-20	Gulfport Navy	H L, 62-84
2-23	Nwestern St. 10	N W, 44-40
2-24	Northwestern St.	A W, 70-34
3-2	Kentucky-9	N L, 37-63

COACH HARRY RABENHORST 29 SEASONS • 1926-42, 1945-57 340-264 (.563)

1945-46 RECORD: 18-3, 8-0

Coach: Harry Rabenhorst

DATE	OPPONENT	RESULTS
12-12	Texas AGM	H W, 51-50
12-17	Keesler Field	A L, 58-69
12-18	Keesler Field	A W, 78-61
12-19	Pensacola Navy	A W, 66-58
1-4	Selman Field	H W, 63-50
1-9	Keesler Field	H W, 56-39
1-11	Mississippi State	A W, 54-30
1-12	Ole Miss	A W, 53-23
1-14	Alabama	A W, 48-26
2-1	Navy (N.O.)	H W, 58-47
2-4	Ole Miss	H W, 60-35
2-8	Mississippi State	H W, 73-31
2-11	Louisiana Tech	H W, 58-43
2-13	Corpus Christi	H L, 46-51
2-16	Alabama	H W, 44-30
2-21	Tulane	H W, 54-45
2-23	Tulane	A W, 52-36
2-28	Tulane-9	N W, 74-29
3-1	Ole Miss-9	N W, 69-34
3-2	Georgia-9	N W, 60-41
3-2	Kentucky-9	N L, 36-59

1946-47 RECORD: 17-4, 8-2

Coach: Harry Rabenhorst

DATE	OPPONENT	RESULTS
12-4	Keesler Field	H W, 81-48
12-14	Baylor	H W, 61-34
12-19	St. Francis Pa.-11	N W, 62-57
12-21	Canisius	A L, 50-59
12-30	Tulane	A W, 54-51
1-4	Rice	H W, 60-35
1-10	Ole Miss	A W, 54-43
1-11	Mississippi State	A W, 61-57
1-13	Alabama	L, 38-45
1-17	Tulane	A L, 38-40
1-20	Loyola (N.O.)	A W, 44-43
1-29	Vanderbilt-12	N W, 62-52
2-3	Ole Miss	H W, 63-43
2-7	Alabama	H W, 54-43
2-14	Mississippi State	H W, 64-49
2-15	Auburn	H W, 74-53
2-21	Tulane	H W, 55-40
2-24	Loyola (N.O.)	H W, 61-47
2-27	Ole Miss-9	N W, 61-36
2-28	Florida-9	N W, 60-45
2-28	Tulane-9	N L, 50-63

1947-48 RECORD: 8-18, 4-8

Coach: Harry Rabenhorst

DATE	OPPONENT	RESULTS
12-4	Spring Hill	H W, 72-43
12-8	Rice	A L, 55-58
12-9	Texas-13	N L, 31-50
12-13	Canisius	A L, 44-59
12-15	Long Island-14	N L, 47-67
12-29	Texas AGM-15	N L, 44-45
12-30	Hardin-Simmons-15	N W, 62-46
12-31	TCU-15	A W, 52-46
1-5	Florida	H L, 36-38
1-9	Rice	H W, 43-40
1-10	Georgia Tech	H L, 40-52
1-13	Tulane	H L, 42-54
1-17	Vanderbilt	H W, 56-54
1-19	Loyola (N.O.)	A L, 42-49
1-24	Auburn	A L, 48-51
1-26	Georgia Tech	A W, 54-46
1-27	Alabama	A L, 43-49
1-31	Mississippi State	A L, 49-53
2-2	Ole Miss	A L, 37-49
2-13	Mississippi State	H W, 65-40
2-16	Loyola (N.O.)	H L, 45-46
2-20	Tulane	A L, 41-50
2-23	Ole Miss	H W, 52-50
2-27	Tennessee-16	N L, 48-56
3-1	Alabama	H L, 32-37
3-5	Kentucky-9	N L, 47-63

1948-49 RECORD: 15-10, 7-6

Coach: Harry Rabenhorst

DATE	OPPONENT	LSU RANK	OPP RANK	RESULTS
11-28	Keesler Field	H		W, 85-33
12-3	Texas	H		L, 45-60
12-4	Rice-17	N		L, 39-51
12-10	Keesler Field	A		W, 95-42
12-11	Florida	A		W, 52-50
12-13	Spring Hill	A		W, 49-48
12-17	Texas AGM	H		W, 58-55
12-21	Louisville	A		L, 44-79
1-3	Loyola (N.O.)	A		W, 56-52
1-8	Georgia Tech	H		W, 65-59
1-10	Mississippi St.	H		W, 64-40
1-14	Tulane	A	8	L, 51-71
1-20	Alabama	H		W, 51-44
1-29	Mississippi St.	A		L, 42-48
1-31	Ole Miss	A		W, 58-48
2-5	Alabama	A		L, 45-56
2-7	Georgia Tech	A		W, 72-63
2-12	Ole Miss	H		W, 49-38
2-14	Loyola (N.O.)	H		W, 63-41
2-19	Vanderbilt	A		L, 51-61
2-21	Tennessee	A		L, 72-81
2-25	Tulane	H	6	L, 45-72
3-4	Ga. Tech-9	N		W, 55-53
3-4	Vanderbilt-9	N		W, 60-56

3-5	Tulane-9	N	7	L, 63-72
-----	----------	---	---	----------

1949-50 RECORD: 13-12, 5-8

Coach: Harry Rabenhorst

DATE	OPPONENT	LSU RANK	OPP RANK	RESULTS
11-25	Keesler Field	H		W, 62-46
11-29	Pensacola Navy	H		W, 69-48
12-3	Saint Joseph's	A		L, 59-61
12-6	St. John's-18	N		L, 49-80
12-9	Arkansas	H		W, 62-46
12-10	Rice-17	N		W, 49-44
12-17	Florida	H		W, 73-49
12-19	Ole Miss	H		W, 74-61
12-22	Louisville	A		L, 65-75
1-4	Loyola (N.O.)	H		W, 62-56
1-6	Georgia Tech	H		W, 63-52
1-9	Loyola (N.O.)	A		W, 51-47
1-13	Tulane	H		L, 70-75
1-20	Alabama	H		L, 52-60
1-28	Ole Miss	A		L, 65-75
1-30	Mississippi St.	A		L, 41-48
2-4	Auburn	A		L, 66-70
2-6	Georgia Tech	A		L, 58-85
2-13	Auburn	H		W, 76-61
2-17	Mississippi St.	H		W, 68-58
2-20	Tennessee	H		L, 65-67
2-24	Tulane	A		L, 71-77
3-2	Florida-9	N		W, 66-57
3-3	Auburn-9	N		W, 73-45
3-4	Tennessee-9	N		L, 79-81 OT

1950-51 RECORD: 10-14, 7-8

Coach: Harry Rabenhorst

DATE	OPPONENT	LSU RANK	OPP RANK	RESULTS
12-6	Keesler Field	H		W, 72-41
12-9	Florida	A		W, 77-59
12-11	Miami (Fla.)	A		L, 62-68
12-15	Mississippi St.	A		L, 69-94
12-16	Ole Miss	A		L, 67-72
12-22	Texas-19	N		L, 55-68
12-23	Alabama-19	N		W, 64-58
12-26	Santa Clara	A		W, 59-52
12-28	Southern Cal	A		L, 76-78
12-30	UCLA	A		L, 66-95
1-5	Georgia Tech	H		W, 68-49
1-6	Miss. State	H		W, 76-61
1-15	Tennessee	H		W, 68-61
1-20	Vanderbilt	H		L, 61-69
1-31	Kentucky	H	1	L, 59-81
2-3	Alabama	A		L, 69-94
2-5	Auburn	A		W, 75-74
2-6	Georgia	A		L, 65-68
2-10	Tulane	A		L, 54-69
2-15	Arkansas-20	N		L, 50-64
2-17	Ole Miss	H		L, 48-69
2-23	Tulane	H		W, 51-46
3-2	Ole Miss-9	N		W, 62-57
3-3	Vanderbilt-9	N		L, 63-75

1951-52 RECORD: 17-7, 9-6

Coach: Harry Rabenhorst

DATE	OPPONENT	LSU RANK	OPP RANK	RESULTS
11-27	Keesler Field	H		W, 78-50
12-3	Rice	A		W, 68-60
12-5	B'ham-So	H		W, 77-40
12-8	Alabama	H		W, 68-61
12-12	Miss. St.	A		L, 54-59
12-13	Ole Miss	A		W, 81-69
12-17	Texas	H		W, 59-55
1-2	Loyola (N.O.)	H		W, 77-60
1-5	Kentucky	A	4	L, 47-57
1-7	Vanderbilt	A		L, 47-58
1-14	Mississippi St.	H		W, 103-78
1-18	Georgia	H		W, 98-60
1-26	Tulane	A		L, 67-71
1-30	Ole Miss	A		L, 65-68
2-2	Tennessee	A		L, 68-82
2-4	Georgia Tech	A		W, 73-51
2-9	Tulane	H		W, 78-66
2-16	Auburn	H		W, 70-64
2-18	Ole Miss	H		W, 78-67

2-23	Florida	H		W, 65-57
2-28	Miss. St.-9	N		W, 77-44
2-29	Ole Miss-9	N		W, 75-60
3-1	Florida-9	N		W, 77-69
3-1	Kentucky-9	N	1	L, 43-44

SEC CHAMPIONS

NCAA FINAL FOUR

1952-53 RECORD: 2-3, 13-0

Coach: Harry Rabenhorst

DATE	OPPONENT	LSU	OPP	RESULTS
		RANK	RANK	
12-5	Birmingham-So	H		W, 98-38
12-8	SW (Tenn.)	H		W, 124-33
12-11	Miami (Fla.)	H		W, 86-58
12-17	Alabama	A	10	W, 58-45
12-22	Tulsa	A	10 15	L, 58-84
12-29	Villanova-5	N	8	W, 100-94
12-30	Saint Louis-5	N	17	W, 70-67
1-5	Vanderbilt	H	17	W, 74-61
1-10	Mississippi St.	A	11	W, 75-55
1-12	Ole Miss	A	11	W, 67-66
1-16	Loyola (N.O.)	A	14	W, 58-52
1-19	Georgia	A	14	W, 55-50
1-26	Tulsa	H	14 11	W, 55-51
1-31	Tennessee	H	11	W, 95-59
2-7	Tulane	H	10	W, 48-31
2-10	Florida	A	8	W, 68-56
2-14	Auburn	A	8	W, 65-57
2-21	Georgia Tech	H	6	W, 76-52
2-23	Ole Miss	H	6	W, 63-48
2-27	Miss. State	H	6	W, 82-47
3-6	Tulane	A	5	W, 53-52
3-13	Lebanon Val-21	N	7	W, 89-76
3-14	Holy Cross-21	N	7	W, 81-73
3-17	Indiana-22	N	7 1	L, 67-80
3-18	Washington-22	N	7 4	L, 69-88

SEC CHAMPIONS

1953-54 RECORD: 20-5, 14-0

Coach: Harry Rabenhorst

DATE	OPPONENT	LSU	OPP	RESULTS
		RANK	RANK	
12-7	La. College	H		W, 128-74
12-12	Kansas	H	5	W, 68-63
12-15	Texas AGM	H	5	W, 77-56
12-19	Wisconsin	H	5	L, 66-82
12-21	Northwestern	H	5	W, 79-51
12-28	Fordham-5	N	14 7	W, 65-49
12-29	Holy Cross-5	N	18 12	L, 56-66
1-5	Loyola (N.O.)	H		W, 69-65
1-8	Georgia	H		W, 97-62
1-9	Georgia	H		W, 100-53
1-11	Florida	H		W, 91-59
1-16	Tennessee	A	16	W, 75-62
1-30	Mississippi St.	H	14	W, 65-54
2-1	Ole Miss	H	14	W, 53-52
2-6	Tulane	H	17	W, 66-47
2-13	Georgia Tech	A	17	W, 89-54
2-15	Vanderbilt	A	17	W, 82-69
2-20	Auburn	H	13	W, 77-59
2-22	Alabama	H	13	W, 79-61
2-27	Mississippi St.	A	12	W, 61-57
3-1	Ole Miss	A	12	W, 76-53
3-6	Tulane	A	7	W, 63-52
3-9	Kentucky-23	N	8 1	L, 56-63
3-12	Penn State-24	N	8	L, 70-78
3-13	Indiana-24	N	8 2	L, 62-73

1954-55 RECORD: 6-18, 3-11

Coach: Harry Rabenhorst

DATE	OPPONENT	LSU	OPP	RESULTS
		RANK	RANK	
12-1	La. College	H		W, 80-63
12-4	Kentucky	A		L, 58-74
12-6	Kansas	A		L, 58-83
12-11	Rice	H		L, 72-79
12-13	Texas AGM	H		W, 73-61
12-18	Wisconsin	A		L, 68-107
12-20	Northwestern	A		L, 66-83
1-3	North Carolina	H		W, 84-77
1-8	Georgia	A		L, 70-76 OT

1-10	Florida	A		L, 73-78
1-15	Tennessee	H		L, 68-76
1-17	Kentucky	H	1	L, 62-64
1-20	Texas AGM	A		L, 47-58
1-29	Mississippi St.	A		W, 67-63
1-31	Ole Miss	A		L, 69-89
2-5	Tulane	H		L, 57-81
2-7	Loyola (N.O.)	A		L, 68-75
2-12	Georgia Tech	H		L, 72-79 OT
2-14	Vanderbilt	H	20	W, 66-59
2-19	Auburn	A		L, 71-75
2-21	Alabama	A		L, 51-71
2-26	Mississippi St.	H		L, 80-84
2-28	Ole Miss	H		W, 68-65
3-4	Tulane	A		L, 53-82

1955-56 RECORD: 7-17, 5-9

Coach: Harry Rabenhorst

DATE	OPPONENT	LSU	OPP	RESULTS
		RANK	RANK	
12-1	La. College	H		L, 79-84
12-3	Kentucky	H		L, 52-62
12-5	SW (Tenn.)	H		W, 72-59
12-10	Texas AGM	A		L, 59-73
12-12	Rice	A		L, 60-85
12-17	Loyola (N.O.)	N		L, 65-71
12-28	Clemson-25	N		L, 95-100
12-29	Georgia-25	N		W, 91-86
1-3	North Carolina	A	5	L, 69-95
1-5	Saint Louis	H		L, 79-110
1-7	Georgia	H		W, 96-77
	Florida	H		W, 91-90
1-14	Kentucky	A	5	L, 65-107
1-16	Tennessee	A		L, 82-91
1-30	Tulane	H		W, 87-66
2-4	Mississippi St.	H		L, 78-87
2-6	Ole Miss	H		W, 100-76
2-11	Vanderbilt	A	4	L, 68-107
2-13	Georgia Tech	A		L, 74-97
	Auburn	H		L, 71-80
	Alabama	H	7	L, 59-77
2-25	Mississippi St.	A		W, 79-71
2-27	Ole Miss	A		L, 70-81
3-2	Tulane	A		L, 68-81

1956-57 RECORD: 6-19, 1-13

Coach: Harry Rabenhorst

DATE	OPPONENT	LSU	OPP	RESULTS
		RANK	RANK	
12-3	La. College	H		W, 89-61
12-6	B'ham So.	H		W, 60-59
12-8	Loyola (NO)	H		L, 73-77 OT
12-10	Rice	H		L, 72-87
12-13	SW (Tenn.)	A		W, 91-77
12-15	Saint Louis	A		L, 52-66
12-19	Baylor	A		W, 84-76
12-22	Loyola (NO)	A		L, 68-75
12-27	VMF-26	N		W, 88-67
12-28	Centenary-26	A		L, 75-83
12-29	N'western St-26	N		L, 75-103
1-6	Georgia	A		L, 70-78
1-8	Florida	A		L, 50-74
1-12	Kentucky	H	3	L, 46-51
1-14	Tennessee	H	10	W, 62-61
1-18	Tulane	H		L, 64-66 OT
2-1	Miss. State	A		L, 72-81
2-2	Ole Miss	A		L, 73-79
2-9	Vanderbilt	H	18	L, 66-78
2-11	Georgia Tech	H		L, 60-67
2-16	Auburn	A		L, 62-99
2-18	Alabama	A		L, 70-62
2-22	Miss. State	H	19	L, 76-94
2-23	Ole Miss	H		L, 76-83
3-1	Tulane	A		L, 51-59

COACH JAY MCCREARY
8 SEASONS • 1957-65
82-115 * (416)

1957-58 RECORD: 7-18, 3-11

Coach: Jay McCreary

DATE	OPPONENT	LSU	OPP	RESULTS
		RANK	RANK	
12-3	St. Mary's	H		W, 68-61

12-6	La. College	H		W, 66-62
12-9	Rice	A	16	L, 56-81
12-11	Miami (Fla.)	H		L, 65-73
12-16	Texas Tech	H		L, 72-79
12-18	Florida State	H		W, 67-65
12-19	Lafayette-27	N		W, 80-72
12-20	Alabama-27	N		L, 50-60
12-21	Tennessee-27	N		L, 62-63
12-23	Loyola (N.O.)	A		L, 62-94
1-4	Georgia	H		L, 56-59
1-6	Florida	H		L, 57-81
1-11	Kentucky	A	9	L, 52-97
1-13	Tennessee	A	13	L, 53-75
1-17	Tulane	A		W, 69-63
1-29	Loyola (N.O.)	H		L, 70-82
2-1	Mississippi St.	H	14	L, 54-71
2-3	Ole Miss	H		L, 63-76
2-8	Vanderbilt	A		L, 60-78
2-10	Georgia Tech	A		L, 61-88
2-15	Auburn	H	16	L, 58-76
2-17	Alabama	H		W, 58-49
2-22	Mississippi St.	A	15	L, 72-95
2-24	Ole Miss	A		L, 78-85
2-28	Tulane	A		W, 67-63

1958-59 RECORD: 10-15, 2-12

Coach: Jay McCreary

DATE	OPPONENT	LSU	OPP	RESULTS
		RANK	RANK	
12-4	B'ham-So.	N		W, 79-72
12-9	Arkansas-28	H		W, 67-58
12-11	La. College	H		W, 59-53
12-13	Rice	H		L, 56-64
12-15	Texas	H		W, 52-47
12-17	Loyola (N.O.)	H		W, 78-68
12-19	Texas Tech	A		L, 60-73
12-27	Florida State	A		L, 67-82
12-29	Georgia-25	N		W, 63-60
12-30	Ole Miss-25	N		W, 69-55
1-3	Georgia	A		W, 79-66
1-5	Florida	A		L, 63-69
1-10	Kentucky	H	1	L, 61-76
1-12	Tennessee	H	17	L, 58-65
1-16	Tulane	H		L, 59-69
1-27	Loyola (N.O.)	A		W, 70-68
1-31	Mississippi St.	A	11	L, 71-78
2-2	Ole Miss	A		L, 69-80
2-7	Vanderbilt	H		L, 57-72
2-9	Georgia Tech	H		L, 63-64
2-14	Auburn	A	4	L, 67-115
2-16	Alabama	A		L, 84-89
2-21	Mississippi St.	H	5	L, 67-75
2-23	Ole Miss	H		W, 99-93
2-27	Tulane	A		L, 65-77

1959-60 RECORD: 5-18, 3-11

Coach: Jay McCreary

DATE	OPPONENT	LSU	OPP	RESULTS
		RANK	RANK	
12-1	Florida State	H		W, 89-78
12-4	La. College	H		W, 73-68
12-10	Loyola (N.O.)	H		L, 65-66 OT
12-12	Rice	A		L, 57-71
12-14	Texas	A		L, 67-84
12-18	Texas Tech	H		L, 65-72
12-29	Georgia-25	N		L, 67-79
12-30	Jacksonville-25	A		L, 63-72
1-2	Florida	H		L, 63-73
1-4	Georgia	H		W, 81-77
1-9	Kentucky	A		L, 45-77
1-11	Tennessee	A		L, 79-103
1-27	Loyola (N.O.)	A		L, 64-74
1-30	Mississippi St.	H		L, 60-71
2-1	Ole Miss	H		L, 61-76
2-6	Vanderbilt	A		L, 68-80
2-8	Georgia Tech	A	6	L, 56-76
2-13	Auburn	H	17	L, 61-63
2-15	Alabama	H		W, 66-53
2-20	Mississippi St.	A		W, 69-64
2-22	Ole Miss	A		L, 70-90
2-25	Tulane	H		L, 58-72
3-2	Tulane	A		L, 54-64

1960-61 RECORD: 11-14, 6-8

Coach: Jay McCreary

DATE	OPPONENT	LSU	OPP	RESULTS
		RANK	RANK	
12-1	Loyola (NO)	H		W, 73-59
12-3	Duke	A	8	L, 74-80 OT
12-5	North Carolina	A	5	L, 61-77
12-10	Rice	H		L, 50-67
12-12	Texas	H		W, 62-59
12-16	Texas Tech	A		W, 73-69ot
12-17	TCU	A		W, 68-62
12-21	Louisville	A	5	L, 53-72
12-29	Furman-29	A		L, 55-56 3OT
12-30	BYU-29	N		L, 57-67
1-7	Florida	A		L, 75-79
1-9	Georgia	A		L, 66-80
1-13	Kentucky	H		W, 73-59
1-14	Tennessee	H		W, 72-60
1-25	Loyola (N.O.)	A		W, 51-49
1-28	Tulane	H		W, 86-66
2-4	Mississippi St.	A		L, 61-77
2-6	Ole Miss	A		W, 75-69
2-11	Georgia Tech	H		W, 63-50
2-13	Vanderbilt	H		W, 65-61
2-18	Auburn	A		L, 65-69
2-20	Alabama	A		

Year-by-year Results

2-25	Ole Miss	H	W, 80-61
3-1	Tulane	A	L, 65-77

1963-64 RECORD: 12-13, 8-6

Coach: Jay McCreary

DATE	OPPONENT	LSU RANK	OPP RANK	RESULTS
12-2	Loyola (N.O.)	H		W, 80-67
12-5	SMU	H		W, 66-62
12-7	Rice	A		L, 72-87
12-9	Texas	A		L, 65-70
12-14	N. Carolina	H		L, 71-76
12-20	Va. Tech-32	A		L, 64-72
12-21	Maryland-32	N		L, 65-75
12-26	Oregon St.-39	N	9	L, 57-87
12-28	Iowa-33	N		W, 92-81
12-30	Seattle-33	N		L, 84-92
1-4	Georgia	H		W, 81-63
1-6	Florida	H		W, 87-65
1-10	Kentucky	A	2	L, 84-103
1-11	Tennessee	A		L, 58-62
1-15	Tulane	H		W, 83-74
1-29	Loyola (N.O.)	A		W, 73-62
1-31	Mississippi St.	H		W, 87-71
2-1	Ole Miss	H		W, 77-67
2-7	Georgia Tech	A		L, 49-51
2-8	Vanderbilt	A	8	L, 64-66
2-15	Auburn	H		W, 86-66
2-17	Alabama	H		L, 70-72
2-21	Mississippi St.	A		W, 63-60
2-22	Ole Miss	A		W, 86-80
2-28	Tulane	A		L, 68-80

1964-65 RECORD: 12-14, 7-9

Coach: Jay McCreary

DATE	OPPONENT	LSU RANK	OPP RANK	RESULTS
12-1	Loyola (N.O.)	H		W, 88-78
12-5	Baylor	H		L, 72-84
12-7	Texas	H		W, 83-75
12-12	SMU	A		L, 75-98
12-18	Denver-34	N		W, 88-82
12-19	Evansville-34	A		L, 73-93
12-28	Xavier-35	N		L, 87-93
12-29	Rice-35	N		W, 79-63
12-30	Creighton-35	N		L, 79-93
1-2	Georgia	H		W, 70-69
1-4	Florida	A		L, 62-102
1-9	Kentucky	H		L, 66-79
1-11	Tennessee	H		L, 54-58
1-13	Tulane	H		W, 79-67
1-30	Mississippi St.	A		L, 74-76
2-1	Ole Miss	A		W, 58-56
2-6	Alabama	H		W, 67-64
2-8	Vanderbilt	H	9	L, 85-96
2-10	Loyola (N.O.)	A		W, 89-76
2-13	Auburn	A		L, 60-101
2-15	Alabama	A		L, 78-90
2-20	Mississippi St.	H		W, 94-76
2-22	Ole Miss	H		W, 60-56
2-27	Tulane	A		W, 77-74
3-6	Tennessee	A		L, 60-83
3-8	Vanderbilt	A	5	L, 60-106

COACH FRANK TRUITT 1 SEASON • 1965-66 6-20 (.231)

1965-66 RECORD: 6-20, 2-14

Coach: Frank Truitt

DATE	OPPONENT	LSU RANK	OPP RANK	RESULTS
12-1	Loyola (N.O.)	H		L, 61-72
12-6	Texas	A		W, 76-66
12-9	Loyola (N.O.)	A		W, 88-84
12-10	SMU	H		W, 91-88
12-15	Houston-36	N		L, 87-110
12-16	Rice-36	A		W, 85-80
12-23	Stanford	A		L, 69-91
12-27	UCLA-37	A		L, 89-95
12-29	St. John's-37	N		L, 62-102
12-30	N'western-37	N		L, 86-92
1-1	Georgia	A		L, 59-82
1-3	Ole Miss	A		L, 80-81

1-8	Auburn	H	L, 66-74	
1-10	Mississippi St.	H	L, 71-74	
1-24	Kentucky	A	2	L, 85-111
1-29	Vanderbilt	A	4	L, 66-98
1-31	Tennessee	A		L, 59-87
2-2	Tulane	H		L, 69-82
2-5	Mississippi St.	A		L, 61-66
2-7	Alabama	A		L, 62-66
2-12	Ole Miss	H		W, 92-68
2-14	Tennessee	H		L, 64-74
2-19	Alabama	H		L, 73-81
2-26	Vanderbilt	H	5	L, 84-102
2-28	Florida	H		W, 86-73
3-5	Tulane	A		L, 78-86

COACH PRESS MARAVICH 6 SEASONS • 1966-72 76-82 (.469)

1966-67 RECORD: 3-23, 1-17

Coach: Press Maravich

DATE	OPPONENT	LSU RANK	OPP RANK	RESULTS
12-1	Southeastern	H		L, 88-89
12-3	Tampa	A		W, 74-72
12-6	Texas	H		L, 78-114
12-9	Loyola (N.O.)	A		L, 86-87 2OT
12-14	Tulane	H		W, 93-83
12-17	Mississippi St.	A		L, 84-98
12-19	Ole Miss	A		L, 67-74
12-29	Clemson-29	N		L, 82-92
12-30	Rice-29	N		L, 69-88
1-3	Auburn	A		L, 59-70
1-7	Florida	H		L, 70-87
1-9	Georgia	H		W, 87-85
1-12	Tulane	A		L, 89-99
1-14	Alabama	A		L, 74-76 OT
1-28	Kentucky	A		L, 72-102
1-30	Vanderbilt	A	9	L, 77-79
2-4	Kentucky	H		L, 84-105
2-6	Tennessee	H		L, 59-76
2-8	Auburn	H		L, 63-80
2-11	Florida	A		L, 71-95
2-13	Georgia	A		L, 65-78
2-18	Alabama	H		L, 77-86
2-20	Mississippi St.	H		L, 64-66
2-25	Ole Miss	H		L, 77-89
3-4	Tennessee	A		L, 60-87
3-6	Vanderbilt	A	8	L, 66-75

1967-68 RECORD: 14-12, 8-10

Coach: Press Maravich

DATE	OPPONENT	LSU RANK	OPP RANK	RESULTS
12-2	Tampa	H		W, 97-81
12-4	Texas	A		W, 87-74
12-9	Loyola (N.O.)	H		W, 90-56
12-15	Wisconsin-38	N		L, 94-96
12-16	Florida St.-38	N		L, 100-130
12-19	Ole Miss	H		W, 81-68
12-22	Mississippi St.	H		W, 111-87
12-30	Alabama	H		W, 81-70
1-3	Auburn	H		W, 76-72
1-6	Florida	A		L, 90-97
1-8	Georgia	A		W, 79-76
1-11	Tulane	A		W, 100-91
1-24	Clemson	H		W, 104-81
1-27	Kentucky	H	9	L, 95-121
1-29	Vanderbilt	H	7	L, 91-99
2-3	Kentucky	A	10	L, 96-109
2-5	Tennessee	H	6	L, 67-87
2-7	Auburn	A		L, 69-74
2-10	Florida	H		W, 93-92 OT
2-12	Georgia	H		L, 73-78
2-17	Alabama	A		W, 99-89
2-19	Mississippi St.	A		W, 94-83
2-21	Tulane	H		W, 99-92
2-24	Ole Miss	A		L, 85-87
3-2	Tennessee	A		L, 71-74
3-4	Vanderbilt	A		L, 86-115

1968-69 RECORD: 13-13, 7-11

Coach: Press Maravich

DATE	OPPONENT	LSU RANK	OPP RANK	RESULTS
12-2	Loyola (N.O.)	A		W, 109-82
12-7	Clemson	A		W, 86-85
12-14	Tulane	H		L, 99-101 2OT
12-18	Florida	H		W, 93-89 OT
12-21	Georgia	H		W, 98-89
12-26	Wyoming-35	N		W, 84-78
12-28	Okla. City-35	A		W, 101-85
1-20	Duquesne-35	N		W, 94-91
1-4	Alabama	A		L, 82-85
1-9	Vanderbilt	A		L, 92-94
1-11	Auburn	A		L, 71-90
1-25	Kentucky	H	5	L, 96-108
1-27	Tennessee	H		L, 68-81
1-31	Pittsburgh	H		W, 120-79
2-1	Ole Miss	H		L, 81-84 OT
2-3	Mississippi St.	H		W, 95-71
2-10	Alabama	H		W, 81-75
2-12	Tulane	A		L, 94-110
2-12	Florida	A		L, 79-95
2-15	Auburn	H		W, 93-81
2-17	Vanderbilt	H		L, 83-85
2-22	Kentucky	A	6	L, 89-103
2-24	Tennessee	A	17	L, 63-87
3-1	Ole Miss	A		L, 76-78
3-3	Mississippi St.	A		W, 99-89
3-8	Georgia	A		W, 90-80 2OT

NIT SEMIFINALS

1969-70 RECORD: 22-10, 13-5

Coach: Press Maravich

DATE	OPPONENT	LSU RANK	OPP RANK	RESULTS
12-4	Oregon State	H		W, 94-72
12-9	Loyola (N.O.)	H		W, 100-87
12-11	Vanderbilt	H		W, 109-86
12-13	Tulane	A		W, 97-91
12-18	Southern Cal	H	15	L, 98-101
12-20	Clemson	N	15	W, 111-103
12-22	Oregon State	A	15	W, 76-68
12-23	UCLA	A	2	L, 84-133
12-29	St. John's-40	N		W, 80-70
12-30	Yale-40	N		L, 94-97
1-3	Alabama	H		W, 90-83
1-10	Auburn	H		L, 70-79
1-24	Kentucky	A	2	L, 96-109
1-26	Tennessee	H		W, 71-59
1-31	Ole Miss	H		W, 109-86
2-2	Mississippi State	H		W, 109-91
2-4	Florida	A		W, 97-75
2-7	Alabama	A		L, 104-106
2-9	Tulane	H		W, 127-114
2-11	Florida	H		W, 94-85
2-14	Vanderbilt	A		W, 99-89
2-16	Auburn	A		W, 70-64
2-18	Georgia	H		W, 88-86
2-21	Kentucky	H	2	L, 105-121
2-23	Tennessee	A		L, 87-88
2-28	Ole Miss	A		W, 103-90
3-2	Mississippi St.	A		W, 97-87
3-7	Georgia	A		W, 99-88
3-15	Georgetown-41 N	N		W, 83-82
3-17	Oklahoma-41	N		W, 97-94
3-19	Marquette-41	N	8	L, 79-101
3-21	Army-41	N		L, 68-75

1970-71 RECORD: 14-12, 10-8

Coach: Press Maravich

DATE	OPPONENT	LSU RANK	OPP RANK	RESULTS
12-1	Loyola (N.O.)	A		W, 109-103
12-16	Tulane	H		W, 94-79
12-18	Florida	H		W, 87-77
12-21	Georgia	H		W, 97-76
12-26	DePaul	N		W, 91-72
12-28	Montana St.-35 N	N		W, 89-77
12-30	Utah St.-35	N	19	L, 81-97
1-2	So. Calif.-35	A	4	L, 76-80 OT
1-4	Alabama	A		L, 87-101
1-7	Baylor	H		L, 83-90
1-9	Auburn	A		W, 106-92

1-23	Kentucky	H	12	L, 79-82
1-25	Tennessee	H	8	W, 80-70
1-30	Ole Miss	H		L, 90-113
2-1	Mississippi St.	H		W, 90-71
2-3	Tulane	A		L, 86-93
2-6	Alabama	H		W, 107-78
2-10	Florida	A		W, 86-74
2-13	Vanderbilt	H		L, 75-81
2-15	Auburn	H		W, 114-94
2-20	Kentucky	A	12	L, 73-110
2-22	Tennessee	A		L, 67-88
2-27	Ole Miss	A		L, 54-62
3-1	Mississippi St.	A		L, 70-78
3-4	Vanderbilt	A		W, 87-85
3-6	Georgia	A		W, 69-66

1971-72 RECORD: 10-16, 6-12

Coach: Press Maravich

DATE	OPPONENT	LSU RANK	OPP RANK	RESULTS
12-6	Baylor	A		L, 77-81
12-20	Georgia	A		L, 95-115
12-22	Florida	A		L, 81-92
12-27	Houston-42	A		L, 66-100
12-28	Texas A&M-42	N		L, 68-73
1-3	Vanderbilt	H		L, 73-80
1-6	Georgetown	H		W, 90-71
1-8	Loyola (N.O.)	H		W, 103-85
1-10	Alabama	H		L, 80-101
1-12	Memphis St.	A		L, 65-82
1-15	Auburn	H		L, 73-77
1-17	Tulane	H		W, 76-58
1-22	Georgia	H		W, 69-68
1-24	Florida	H		W, 84-73
1-29	Kentucky	A		L, 71-89
1-31	Tennessee	A		W, 63-6 2
2-5	Ole Miss	H		W, 67-66
2-7	Mississippi St.	H		W, 62-60
2-9	Tulane	A		W, 75-71
2-12	Alabama	A		L, 99-103 4OT
2-14	Auburn	A		L, 77-85
2-19	Vanderbilt	A		L, 83-104
2-26	Kentucky	H	18	W, 88-71
2-28	Tennessee	H		L, 66-78
3-2	Mississippi St.	A		L,

Year-by-year Results

12-1	Wash. State	A	L, 78-80
12-3	Nevada-Reno	A	L, 86-97
12-8	Pacific	H	W, 91-77
12-19	Tulane	A	W, 67-60
12-20	Samford	H	W, 73-60
12-22	Iona	H	W, 105-78
12-27	Tulane	H	W, 76-44
12-30	Boston Univ.	H	W, 102-64
1-5	Kentucky	H	W, 95-84
1-7	Florida	A	L, 68-72
1-12	Vanderbilt	H	6 W, 84-81
1-14	Mississippi St.	A	L, 75-89
1-19	Alabama	H	10 L, 79-80 OT
1-21	Georgia	H	W, 90-83
1-26	Auburn	A	W, 87-76
1-28	Tennessee	H	L, 52-57
2-2	Ole Miss	A	L, 63-77
2-4	Kentucky	A	L, 70-73
2-9	Florida	H	W, 102-81
2-11	Vanderbilt	A	5 L, 88-91
2-16	Mississippi St.	H	L, 84-87 OT
2-18	Alabama	A	10 L, 87-99
2-23	Georgia	A	W, 84-79
2-25	Auburn	H	L, 89-96
3-2	Tennessee	A	L, 80-100
3-4	Ole Miss	H	L, 74-82

1974-75 RECORD: 10-16, 6-12

Coach: Dale Brown

DATE	OPPONENT	LSU RANK	OPP RESULTS RANK
11-29	Southern Cal	A	10 L, 87-100
11-30	Stanford	A	L, 80-92
12-4	Tulane	H	W, 80-78
12-18	Tulane	A	W, 84-82
12-20	Duke-44	N	W, 105-95
12-21	S. Carolina-44	A	14 L, 64-77
12-27	Saint Peter's	H	W, 113-101
12-28	Texas	H	L, 63-78
1-4	Kentucky	A	9 L, 80-115
1-6	Florida	H	W, 92-91
1-11	Vanderbilt	A	L, 82-91
1-16	Mississippi St.	H	L, 84-93
1-18	Alabama	A	7 L, 67-93
1-20	Georgia	A	W, 90-89
1-25	Auburn	H	20 L, 78-87
1-27	Tennessee	A	L, 79-99
2-1	Ole Miss	H	W, 94-86
2-3	Kentucky	H	5 L, 76-77
2-8	Florida	A	L, 76-92
2-10	Vanderbilt	H	L, 74-83
2-15	Mississippi St.	A	L, 71-79
2-17	Alabama	H	7 L, 76-80
2-22	Georgia	H	W, 96-90 OT
2-24	Auburn	A	L, 94-110
3-1	Tennessee	H	W, 94-87
3-8	Ole Miss	A	W, 91-86

1975-76 RECORD: 12-14, 5-13

Coach: Dale Brown

DATE	OPPONENT	LSU RANK	OPP RESULTS RANK
11-28	CCNY-45	H	W, 109-73
11-29	California-45	H	W, 85-68
12-3	Tulane	A	W, 79-65
12-6	Nevada-Reno	H	W, 94-74
12-22	FDU	H	W, 93-70
12-23	Cornell	H	W, 87-71
12-27	Stanford	H	W, 89-85
12-30	DePaul	H	L, 67-70
1-3	Auburn	H	L, 86-102
1-5	Florida	H	W, 85-79
1-10	Ole Miss	H	W, 100-75
1-17	Alabama	A	11 L, 75-113
1-19	Mississippi St.	A	L, 83-90
1-24	Georgia	H	L, 79-83
1-26	Tennessee	H	10 L, 92-105
1-31	Vanderbilt	A	L, 90-103
2-2	Kentucky	A	L, 71-85
2-7	Ole Miss	A	W, 67-57
2-14	Alabama	H	11 L, 74-78
2-16	Mississippi St.	H	W, 80-69
2-21	Georgia	A	L, 70-75
2-23	Tennessee	A	9 L, 71-80

2-28	Vanderbilt	H	W, 89-75
3-1	Kentucky	H	L, 70-85
3-6	Auburn	A	L, 80-90
3-8	Florida	A	L, 81-94

1976-77 RECORD: 15-12, 8-10

Coach: Dale Brown

DATE	OPPONENT	LSU RANK	OPP RESULTS RANK
11-26	Tulane	H	W, 94-85
12-4	Southern Cal	H	W, 87-76
12-6	Samford	H	W, 100-89
12-8	Niagara	H	W, 82-68
12-17	Oklahoma City	H	W, 89-77
12-20	Pacific	A	L, 76-89
12-22	California	A	W, 69-67
12-27	Montana St.	H	W, 101-81
12-28	Villanova	H	L, 68-76
1-3	Ole Miss	H	W, 75-68
1-8	Alabama	A	4 L, 77-80
1-12	Mississippi St.	A	L, 77-80
1-15	Tennessee	H	L, 102-108
1-17	Georgia	H	W, 97-77
1-22	Kentucky	A	6 L, 72-87
1-24	Vanderbilt	A	20 L, 67-68
1-29	Auburn	H	W, 77-73
1-31	Florida	H	L, 68-83
2-5	Alabama	H	8 L, 70-77 OT
2-7	Mississippi St.	H	W, 71-66
2-12	Tennessee	A	11 L, 64-91
2-14	Georgia	A	W, 75-69
2-19	Kentucky	H	2 L, 76-90
2-21	Vanderbilt	H	W, 95-74
2-26	Auburn	A	W, 86-76
2-28	Florida	A	W, 79-74
3-5	Ole Miss	A	L, 68-90

1977-78 RECORD: 18-9, 12-6

Coach: Dale Brown

DATE	OPPONENT	LSU RANK	OPP RESULTS RANK
11-28	New Orleans	H	L, 69-73
11-30	Washington St.	H	W, 83-58
12-3	Oral Roberts	A	W, 68-60
12-5	Texas	A	L, 66-82
12-7	Tulane	H	W, 120-88
12-18	Tulane	A	W, 83-74
12-21	DePaul	H	W, 68-67
12-22	Rice	H	W, 97-68
12-29	Arkansas	H	3 L, 62-67
1-2	Mississippi St.	A	L, 82-84 OT
1-4	Alabama	A	L, 67-70
1-7	Georgia	H	W, 96-78
1-9	Tennessee	H	W, 121-87
1-14	Kentucky	A	1 L, 76-96
1-16	Vanderbilt	A	W, 77-55
1-21	Florida	H	L, 70-74
1-23	Auburn	H	W, 90-79
1-28	Ole Miss	A	W, 74-61
2-4	Georgia	A	W, 89-68
2-6	Tennessee	A	W, 101-86
2-11	Kentucky	H	1 W, 95-94 OT
2-13	Vanderbilt	H	W, 80-73
2-18	Florida	A	L, 72-73 OT
2-20	Auburn	A	W, 101-95
2-25	Ole Miss	H	W, 94-75
3-4	Mississippi St.	H	L, 67-68
3-6	Alabama	H	W, 103-85

SEC CHAMPIONS

1978-79 RECORD: 23-6, 14-4

Coach: Dale Brown

DATE	OPPONENT	LSU RANK	OPP RESULTS RANK
11-24	St. Francis	H	14 W, 112-81
11-27	New Orleans	A	14 W, 64-42
12-1	Oral Roberts	H	11 W, 91-75
12-4	Tulane	H	11 W, 109-85
12-9	Tulane	A	12 W, 98-88
12-18	Montana St.	H	11 W, 99-89
12-21	Army-46	N	10 W, 83-77
12-29	Colgate	H	7 W, 100-73
1-3	Georgia	H	7 W, 97-75
1-6	Kentucky	A	7 9 W, 93-89

1-8	Vanderbilt	A	7 L, 87-88
1-10	Alabama	A	5 L, 76-90
1-13	Florida	H	5 W, 80-72
1-15	Auburn	H	5 W, 94-82
1-20	Ole Miss	A	9 W, 70-69 OT
1-24	Tennessee	H	9 W, 77-75
1-27	Georgia	A	9 L, 88-93
1-29	Tennessee	A	9 W, 84-78
2-3	Kentucky	H	9 W, 70-61
2-5	Vanderbilt	H	9 16 W, 92-71
2-8	Mississippi St.	A	8 W, 52-48
2-10	Florida	A	8 W, 88-82 OT
2-12	Auburn	A	8 W, 78-68
2-17	Ole Miss	H	6 W, 67-62
2-22	Alabama	H	5 W, 86-66
2-24	Mississippi St.	H	5 L, 57-65
3-2	Kentucky-47	N	8 L, 67-80
3-10	Appalachian St-48	N	9 W, 71-57
3-16	Michigan St-49	N	7 3 L, 71-87

SEC TOURNAMENT CHAMPIONS

1979-80 RECORD: 26-6, 14-4

Coach: Dale Brown

DATE	OPPONENT	LSU RANK	OPP RESULTS RANK
12-1	Florida	H	7 W, 112-81
12-3	New Orleans	H	7 W, 104-78
12-5	Tulane-50	N	6 W, 80-79
12-15	Maine	H	6 W, 103-81
12-20	Arkansas	N	7 20 W, 56-55
12-22	Tulane	H	7 W, 95-85
12-28	Boston Univ.	H	5 W, 92-72
12-29	Delaware	H	5 W, 92-64
1-2	Vanderbilt	A	4 L, 66-77
1-5	Mississippi St.	H	4 W, 80-58
1-7	Alabama	H	4 L, 56-57
1-12	Georgia	A	6 L, 72-73 2OT
1-16	Auburn	H	14 W, 93-82
1-19	Tennessee	A	14 W, 75-74
1-20	DePaul	A	14 1 L, 73-78
1-23	Ole Miss	H	11 W, 72-66
1-26	Florida	A	11 W, 66-58
1-28	Kentucky	A	11 5 W, 65-60
1-30	Vanderbilt	H	10 W, 83-81
2-2	Mississippi St.	A	10 W, 75-63
2-6	Alabama	A	7 W, 68-66 OT
2-9	Georgia	H	7 W, 96-77
2-13	Auburn	A	6 W, 50-44
2-16	Tennessee	H	6 W, 73-66
2-21	Ole Miss	A	5 W, 77-74
2-24	Kentucky	H	5 3 L, 74-76 OT
2-28	Florida-47	N	5 W, 95-82
2-29	Alabama-47	N	5 W, 73-66
3-1	Kentucky-47	N	5 2 W, 80-78
3-9	Alcorn St-51	N	3 W, 98-88
3-14	Missouri-52	N	3 16 W, 68-63
3-16	Louisville-52	N	3 3 L, 66-86

SEC CHAMPIONS

NCAA FINAL FOUR

1980-81 RECORD: 31-5, 17-1

Coach: Dale Brown

DATE	OPPONENT	LSU RANK	OPP RESULTS RANK
11-28	Colgate-53	N	12 W, 79-61
11-29	Arkansas-53	N	12 20 L, 76-86
12-6	Tulane	H	15 W, 119-81
12-13	UNLV	H	11 W, 87-73
12-18	New Orleans-54	N	10 W, 96-66
12-20	Tulane-50	N	10 W, 86-72
12-22	Xavier (Ohio)	H	10 W, 78-62
12-29	UNC W	H	10 W, 100-68
12-30	St Francis (Pa.)	H	10 W, 91-65
1-3	Florida	A	10 W, 92-66
1-7	Vanderbilt	H	9 W, 77-61
1-10	Mississippi St.	A	9 W, 81-69
1-14	Alabama	A	6 W, 59-56
1-17	Georgia	H	6 W, 78-65
1-19	Kentucky	H	6 3 W, 81-67
1-21	Auburn	A	5 W, 74-64
1-24	Tennessee	H	5 W, 80-63
1-28	Ole Miss	A	4 W, 63-59

1-31	Florida	H	4 W, 92-75
2-4	Vanderbilt	A	4 W, 86-81
2-7	Mississippi St.	H	4 W, 94-89
2-11	Alabama	H	4 W, 70-57
2-14	Georgia	A	4 W, 64-62
2-18	Auburn	H	4 W, 58-47
2-21	Tennessee	A	4 8 W, 66-65
2-22	Texas AGM	H	4 W, 67-57
2-25	Ole Miss	H	2 W, 74-67
3-1	Kentucky	A	2 9 L, 71-73
3-5	Florida-47	N	3 W, 85-73
3-6	Georgia-47	N	3 L, 60-68
3-14	Lamar-55	N	4 W, 100-78
3-20	Arkansas-56	N	4 20 W, 72-56
3-22	Wichita St.-56	N	4 W, 96-85
3-28	Indiana-57	N	4 9 L, 49-67
3-30	Virginia-57	N	4 5 L, 74-78

1981-82 RECORD: 14-14, 11-7

Coach: Dale Brown

DATE	OPPONENT	LSU RANK	OPP RESULTS RANK
11-28	UNLV	A	17 L, 79-83 ot
12-7	Texas AGM	A	L, 63-68
12-9	Saint Peter's	H	W, 71-55
12-21	Texas-El Paso	H	W, 71-59
12-23	UCLA-58	N	15 L, 76-83
12-28	Wake Forest-5	N	W, 70-64
12-29	Houston-5	N	L, 69-73
1-2	Florida	H	W, 61-60
1-6	Vanderbilt	A	W, 80-73
1-9	Mississippi St.	H	W, 78-56
1-13	Alabama	A	13 L, 86-109
1-16	Georgia	A	W, 54-53
1-20	Auburn	H	W, 69-68
1-23	Tennessee	A	20 L, 67-77
1-25	Kentucky	A	9 L, 65-76
1-27	Ole Miss	H	W, 53-46
1-30	Florida	A	W, 61-59
2-3	Vanderbilt	H	W, 78-70
2-6	Mississippi St.	A	W, 57-43
2-10	Alabama	H	10 W, 73-68
2-13	Georgia	H	L, 51-57
2-17	Auburn	A	L, 72-82
2-20	Tennessee	H	L, 53-54
2-21	Wichita State	H	L, 65-66
2-24	Ole Miss	A	L, 61-74
2-27	Kentucky	H	7 W, 94-78
3-4	Ole Miss-59	N	L, 52-59
3-12	Tulane-60	H	L, 72-83

1982-83 RECORD: 19-13, 10-8

Coach: Dale Brown

DATE	OPPONENT	LSU RANK	OPP RESULTS RANK
11-26	Chaminade-61	A	W, 75-62
11-27	Hawaii Pac.-61	A	W, 98-76
11-28	Hawaii-61	A	L, 66-68
11-30	Texas-Pan Am	H	W, 76-67
12-4	N. Carolina-62		

Year-by-year Results

1-13	Arkansas	H		W, 75-69
1-16	Florida	A	2	L, 70-102
1-19	Auburn	H		W, 75-58
1-23	Ole Miss	A		L, 55-70
1-26	Miss. St.	A		L, 61-84
1-30	Tennessee	H		L, 58-61
2-2	Alabama	H	7	L, 48-57
2-6	Vanderbilt	A		L, 63-68
2-9	Kentucky	H	7	L, 56-68
2-13	Miss. St.	H		W, 68-65 OT
2-16	Arkansas	A		W, 67-63
2-20	S. Carolina	A		L, 53-66
2-23	Georgia	H	18	L, 54-55
2-27	Ole Miss	H		W, 59-56
3-2	Auburn	A		W, 59-54
3-7	Vanderbilt-3	N		W, 69-62
3-8	Georgia-3	N	17	W, 78-76
3-9	Miss. St.-3	N		L, 51-57
3-13	Iowa-103	A		W, 63-61
3-19	Ball State-60	H		L, 65-75

2002-03 RECORD: 21-11, 8-8

Coach: John Brady

DATE	OPPONENT	LSU	OPP	RESULTS
				RANK RANK
11-22	Nicholls-104	H		W, 68-24
11-24	S. Ala.-104	H		W, 71-62
11-30	Texas AGM-105	N		L, 77-79
12-3	Delaware St.	H		W, 65-44
12-7	McNeese St.	H		W, 93-72
12-14	Texas AGM-CCI	H		W, 95-60
12-17	Prairie View	H		W, 75-49
12-21	Arizona	H	1	W, 66-65
12-28	Tulane-5	N	24	W, 74-62
12-30	New Orleans	H	21	W, 69-57
1-5	Georgia	A	21	L, 63-89
1-8	Houston	H		W, 80-51
1-11	Miss. St.	H	7	W, 85-72
1-15	Centenary	H	23	W, 112-65
1-18	Ole Miss	H	23	L, 57-67
1-22	Arkansas	A		L, 65-73
1-25	Miss. St.	A	22	L, 64-67
1-28	Florida	H	4	L, 53-70
2-1	Alabama	A	23	L, 66-75
2-5	S. Carolina	H		W, 71-58
2-8	Auburn	A		L, 54-56
2-12	Vanderbilt	H		W, 79-60
2-15	Kentucky	A	3	L, 57-68
2-22	Arkansas	H		W, 75-56
2-26	Auburn	H		W, 94-63
3-1	Tennessee	A		W, 88-67
3-5	Ole Miss	A		W, 77-64
3-8	Alabama	H		W, 66-62
3-13	Arkansas-96	N		W, 85-56
3-14	Florida-96	N	7	W, 65-61
3-15	Miss. St.-96	N		L, 61-76
3-21	Purdue-106	N		L, 58-80

2003-04 RECORD: 18-11, 8-8

Coach: John Brady

DATE	OPPONENT	LSU	OPP	RESULTS
				RANK RANK
11-21	Southern	H		W, 70-59
11-24	McNeese St.	H		W, 87-77
11-26	Troy State	H		W, 78-69
11-29	ULM	H		W, 96-65
12-16	Utah	H		W, 65-51
12-20	So. Miss	H		W, 65-50
12-23	Tulane	H		W, 67-48
12-27	UAB-5	N		W, 78-62
12-30	Houston	A		L, 52-60
1-3	Centenary	A		W, 66-63
1-6	Arkansas	A		W, 66-55
1-10	Alabama	H		W, 70-66
1-12	New Orleans	A		W, 68-60
1-17	Miss. St.	H	20	L, 54-64
1-21	Ole Miss	A		L, 49-53
1-24	S. Carolina	A	25	L, 55-61
1-28	Georgia	H		W, 63-59
1-31	Alabama	A		W, 60-54
2-4	Tennessee	H		W, 84-67
2-7	Arkansas	H		W, 65-52
2-14	Florida	A	22	W, 73-70
2-18	Auburn	H	24	L, 68-80

2-21	Vanderbilt	A		L, 54-74
2-25	Miss. St.	A	7	L, 58-84
2-29	Kentucky	H	9	L, 64-70
3-3	Ole Miss	H		W, 58-45
3-6	Auburn	A		L, 66-78
3-12	S. Carolina-3	N		L, 64-85
3-17	Okla.-107	A		L, 61-70

SEC WESTERN DIVISION CHAMPIONS

2004-05 RECORD: 20-10, 12-4

Coach: John Brady

DATE	OPPONENT	LSU	OPP	RESULTS
				RANK RANK
11-19	Tulane-108	H		W, 83-58
11-21	UL-Lafayette-108	H		W, 83-69
11-24	New Orleans	H		W, 95-79
11-27	West Virginia	H		L, 69-84
12-11	Northwestern St.	H		W, 83-74
12-13	McNeese State	H		W, 82-79
12-18	S. Miss-109	N		L, 84-88 OT
12-21	Houston	A		L, 72-81
12-30	Florida State-5	N		W, 67-50
1-3	Utah	A		L, 55-69
1-8	Alabama	A	19	L, 58-73
1-12	South Carolina	H		W, 79-64
1-15	Ohio State	H		W, 113-101 2OT
1-19	Arkansas	H		W, 66-63 OT
1-22	Kentucky	A	8	L, 58-89
1-26	Ole Miss	H		W, 70-60
1-29	Mississippi St.	H	22	W, 69-62
2-2	Georgia	A		W, 95-79
2-5	Tennessee	A		L, 55-77
2-9	Auburn	H		W, 90-69
2-12	Arkansas	A		L, 62-65
2-16	Mississippi St.	A		W, 80-72
2-19	Florida	H	24	W, 77-73
2-22	Alabama	H	14	W, 61-59
2-26	Auburn	A		W, 77-64
3-2	Ole Miss	A		W, 58-53
3-5	Vanderbilt	H		W, 81-69
3-11	Auburn-3	N		W, 89-58
3-12	Kentucky-3	N	4	L, 78-79 OT
3-17	UAB-88	N		L, 68-82

SEC CHAMPIONS NCAA FINAL FOUR

2005-06 RECORD: 27-9, 14-2

Coach: John Brady

DATE	OPPONENT	LSU	OPP	RESULTS
				RANK RANK
11-18	Southern	H		W, 84-56
11-21	Nicholls St.	H		W, 104-57
11-26	West Virginia	A	13	W, 71-68 OT
11-29	Houston	H	25	L, 83-84
12-10	McNeese St.	H		W, 90-70
12-13	New Orleans	H		W, 94-53
12-17	UL-Lafayette	H		W, 81-62
12-19	N. Iowa-110	H		L, 50-54
12-22	Monticello-110	N		W, 75-48
12-23	Cincinnati-110	N		L, 72-75
12-31	Ohio State	A	21	L, 76-78
1-3	Tulane	H		W, 75-58
1-7	Connecticut	A	2	L, 66-67
1-11	Arkansas	A		W, 63-58
1-14	Tennessee	H		W, 88-74
1-18	Miss. St.	A		W, 71-57
1-21	Alabama	H		W, 68-57
1-25	Georgia	H		W, 81-52
1-28	Ole Miss	A		W, 79-73
2-1	Auburn	H	24	W, 84-69
2-4	Alabama	A	24	L, 62-67
2-8	Arkansas	H		W, 78-77
2-11	Florida	A	7	L, 62-71
2-15	Miss. St.	H	25	W, 72-59
2-18	Auburn	A	25	W, 65-61
2-22	Vanderbilt	A	24	W, 77-66
2-25	Kentucky	H	24	W, 71-67
2-28	S. Carolina	A	21	W, 64-61
3-4	Ole Miss	H	21	W, 55-52
3-10	Vanderbilt-65	N	18	W, 92-73
3-11	Florida-65	N	16	L, 65-81
3-16	Iona-111	N	19	W, 80-64

3-18	Texas AGM-111	N	19	W, 58-57
3-23	Duke-69	N	19	1 W, 62-54
3-25	Texas-69	N	19	9 W, 70-60 OT
4-1	UCLA-112	N	19	7 L, 45-59

2006-07 RECORD 17-15, 5-11

Coach: John Brady

DATE	OPPONENT	LSU	OPP	RESULTS
				RANK RANK
11-17	Nicholls State	H	7	W, 96-42
11-19	ULM	H	7	W, 88-57
11-25	Wichita State	H	6	24 L, 53-57
11-29	McNeese St.	H	10	W, 91-57
12-2	Tulane	A	10	W, 74-67
12-5	Texas AGM	H	9	6 W, 64-52
12-10	Texas-13	N	9	L, 75-76 OT
12-17	Oregon State	A	12	W, 60-53
12-20	Washington	A	12	17 L, 72-88
12-23	La. Tech	H	12	W, 68-52
12-27	Wright St.-104	H	17	W, 71-45
12-28	Miss. Valley-104	H	17	W, 92-58
12-29	Samford-104	H	17	W, 60-45
1-6	Connecticut	H	14	18 W, 66-49
1-9	Alabama	A	13	14 L, 61-71
1-13	Auburn	H	13	W, 65-63
1-17	Ole Miss	H	16	W, 62-55
1-20	Arkansas	A	16	L, 52-72
1-24	Vanderbilt	H	21	L, 53-64
1-28	Georgia	A	21	L, 54-57
1-31	Alabama	H	19	L, 70-73
2-3	Miss. St.	A		L, 78-85
2-6	Tennessee	A		L, 67-70
2-10	Arkansas	H		W, 71-67
2-14	Ole Miss	A		L, 70-71
2-17	Miss. St.	H		L, 50-56
2-20	Kentucky	A		L, 63-70
2-24	Florida	H	3	W, 66-56
2-28	Auburn	A		L, 68-80
3-3	S. Carolina	H		W, 61-52
3-8	Tennessee-3	N	22	W, 76-67 OT


3-9	Ole Miss-3	N		L, 60-80
-----	------------	---	--	----------

2007-08 RECORD: 13-18, 6-10

Coach: John Brady

Coach Butch Pierre (Final 10 games - 5-5)

DATE	OPPONENT	LSU	OPP	RESULTS
				RANK RANK
11-12	Southeastern	H		W, 72-62
11-14	McNeese State	H		W, 78-74
11-19	Okla. State-89	N		L, 77-83
11-20	Chaminade-89	A		W, 78-72
11-21	Arizona St.-89	N		L, 84-87 OT
11-28	Nicholls State	H		W, 68-41
11-30	Southern	H		W, 88-45
12-6	Villanova-113	A	25	L, 67-68
12-15	Northwestern St.	H		W, 82-58
12-19	Wichita State	A		L, 47-67
12-22	Oregon State	H		W, 67-61
12-29	Washington	H		L, 65-73
1-2	Tulane	A		L, 63-68
1-5	Texas AGM	A	12	L, 53-79
1-9	Mississippi St.	H		L, 38-61
1-12	Ole Miss	A	16	L, 71-74
1-16	Auburn	H		L, 67-74
1-19	Vanderbilt	A	16	L, 76-92
1-26	Arkansas	H		L, 52-68
1-30	Auburn	A		W, 81-80
2-2	Alabama	A		L, 72-81
2-9	Tennessee	H	7	L, 45-47
2-13	Florida	A		W, 85-73
2-16	Kentucky	H		L, 63-67
2-20	Arkansas	A		L, 61-87
2-23	Ole Miss	H		W, 69-49
2-27	South Carolina	A		W, 62-55
3-2	Georgia	H		W, 71-64
3-5	Alabama	H		W, 80-74
3-8	Mississippi St.	A		L, 75-84
3-13	S. Carolina-3	N		L, 73-77



Derrick Taylor



Garrett Temple

COACH TRENT JOHNSON 4 SEASONS • 2008 - 2012 67-64 (.511)

SEC CHAMPIONS

2008-09 RECORD: 27-8, 13-3

Coach: Trent Johnson

DATE	OPPONENT	LSU RANK	OPP RANK	RESULTS
11-15	Jackson St.	H		W, 79-65
11-20	Alcorn State	H		W, 77-45
11-23	Northwestern St.	H		W, 91-60
11-28	Centenary	H		W, 64-58
11-30	Troy	H		W, 92-57
12-2	Cal St. Fullerton	H		W, 84-63
12-13	Grambling	H		W, 87-41
12-17	Nicholls State	H		W, 88-56
12-20	Texas AGM-13	N		L, 61-72
12-22	McNeese St.	H		W, 62-59
12-27	Wash. St.	H		W, 64-52
12-31	UL-Lafayette	H		W, 81-79
1-3	Southeastern	H		W, 90-61
1-6	Utah	A		L, 61-91
1-11	Alabama	A		L, 59-65
1-14	S. Carolina	H		W, 85-68
1-17	Ole Miss	A		W, 83-51
1-21	Mississippi St.	H		W, 81-57
1-24	Xavier (Ohio)	H	15	L, 70-80
1-28	Tennessee	A		W, 79-73
1-31	Arkansas	A		W, 79-69
2-4	Georgia	A		W, 80-62
2-8	Alabama	H		W, 76-62
2-11	Mississippi St.	A 2ot		W, 97-94
2-14	Ole Miss	H		W, 73-66
2-18	Arkansas	A 23		W, 72-69
2-21	Auburn	H 23		W, 79-72
2-24	Florida	H 18		W, 81-75
2-28	Kentucky	A 18		W, 73-70
3-4	Vanderbilt	H 12		L, 67-75
3-7	Auburn	A 12		L, 53-69
3-13	Kentucky-114	N 20		W, 67-58
3-14	Miss. St.-114	N 20		L, 57-67
3-19	Butler-115	N 21	22	W, 75-71
3-21	UNC-115	N 21	2	L, 70-84

2009-10 RECORD: 11-20, 2-14

Coach: Trent Johnson

DATE	OPPONENT	LSU RANK	OPP RANK	RESULTS
11-13	ULM	H		W, 82-62
11-16	Indiana St.-116	H		W, 56-45
11-17	Western Ky.-116	H		W, 71-60
11-25	UConn-117	N	13	L, 55-81
11-27	Arizona St.-117	N		L, 52-71
12-1	UL-Lafayette	H		W, 66-58
12-12	Northwestern St.	H		W, 73-62
12-14	Southeastern	H		W, 77-60
12-17	Nicholls	H		W, 63-60
12-19	Rice	H		W, 65-61
12-22	Wash. St.-118	N		L, 70-72 OT
12-29	Xavier (Ohio)	A		L, 65-89
1-2	Utah	H		L, 59-61
1-4	McNeese St.	H		W, 83-60
1-9	Alabama	H		L, 49-66
1-13	S. Carolina	A		L, 58-67
1-16	Florida	A		L, 58-72
1-20	Auburn	H		L, 80-84
1-23	Ole Miss	H	22	L, 63-73
1-27	Alabama	A		L, 38-57
1-30	Miss. St.	A		L, 51-67
2-4	Tennessee	H	14	L, 54-59
2-6	Kentucky	H	4	L, 55-81
2-10	Arkansas	A		L, 52-87
2-13	Vanderbilt	A	22	L, 69-77
2-20	Miss. St.	H		L, 59-60
2-24	Arkansas	H		W, 65-54
2-27	Auburn	A		L, 59-74
3-4	Ole Miss	A		L, 59-72
3-6	Georgia	H		W, 50-48
3-11	Tennessee-65	N	15	L, 49-59

2010-11 RECORD: 11-21, 3-13

Coach: Trent Johnson

DATE	OPPONENT	LSU RANK	OPP RANK	RESULTS
11-12	Northwestern St.	H		W, 87-78
11-16	Nicholls	H		L, 53-62
11-18	UT-Martin	H		W, 79-56
11-21	Memphis-119	N	19	L, 61-70

11-24	Centenary	H		W, 78-36
11-28	South Ala.	A		W, 80-65
11-30	Houston	H		W, 73-57
12-11	Cent. Mich.	H		W, 59-55
12-13	Coastal Carolina	H		L, 69-78 OT
12-16	McNeese St.	H		W, 78-66 OT
12-18	Wichita St.-120	N		L, 69-70
12-22	North Texas	H		L, 55-75
12-27	Southern	H		W, 62-41
12-29	Rice	A		L, 68-74
1-2	Virginia	A		L, 50-64
1-8	Auburn	A		W, 62-55
1-12	Arkansas	H		W, 56-53
1-15	Kentucky	A	13	L, 44-82
1-22	Ole Miss	H		L, 51-78
1-26	Tennessee	A		L, 53-75
1-29	Alabama	A		L, 46-70
2-2	S. Carolina	H		L, 56-64
2-5	Miss. St.	H		L, 57-58
2-9	Ole Miss	A		L, 60-66
2-12	Arkansas	A		L, 61-80
2-17	Alabama	H		L, 56-67
2-20	Florida	H	14	L, 61-68
2-23	Miss. St.	A		W, 84-82
2-26	Vanderbilt	H	18	L, 69-90
3-2	Georgia	A		L, 53-73
3-5	Auburn	H		L, 51-60
3-10	Vanderbilt-3	N		L, 50-62

2011-12 RECORD: 18-15, 7-9

Coach: Trent Johnson

DATE	OPPONENT	LSU RANK	OPP RANK	RESULTS
11-12	Nicholls	H		W, 96-74
11-15	Coastal Carolina	A		L, 63-71
11-17	Northwestern-121	N		L, 82-88
11-18	W. Ky.-121	N		W, 76-57
11-20	Ga. Tech-121	N		W, 59-50
11-23	S. Alabama	H		L, 75-79 OT
11-29	Houston	A		W, 53-58
12-3	Rutgers-122	A		W, 55-50
12-10	Boise State	H		W, 64-45
12-15	UC Irvine	H		W, 66-59
12-19	Marquette	H	10	W, 67-59
12-22	North Texas	A		W, 67-58
12-29	Grambling	H		W, 69-37
1-2	Virginia	H	21	L, 52-57
1-7	Ole Miss	H		W, 81-55
1-11	Alabama	A		L, 53-69
1-14	Arkansas	A		L, 60-69
1-17	Auburn	H		W, 65-58 OT
1-21	Florida	A	17	L, 64-76
1-25	Mississippi St.	A	18	L, 71-76
1-28	Kentucky	H	1	L, 50-74
2-4	Arkansas	H		W, 71-65
2-8	Vanderbilt	A		L, 61-76
2-11	Alabama	H		W, 67-58
2-14	Mississippi St.	H		W, 69-67 OT
2-18	S. Carolina	A		W, 68-58
2-22	Georgia	H		W, 61-53
2-25	Ole Miss	A		L, 48-72
2-29	Tennessee	H		L, 69-74 OT
3-3	Auburn	A		L, 52-67
3-8	Arkansas-96	N		W, 70-54
3-9	Kentucky-96	N	1	L, 51-60
3-13	Oregon-123	A		L, 76-96

COACH JOHNNY JONES

3 SEASONS • 2012 -

2012-13 RECORD: 19-12, 9-9

Coach: Johnny Jones

DATE	OPPONENT	LSU RANK	OPP RANK	RESULTS
11-9	UC Santa Barbara	H		W, 77-63
11-13	McNeese St.	H		W, 73-48
11-20	Northwestern St.	H		W, 102-95
11-24	Miss. Valley St.	H		W, 75-50
11-29	Seton Hall-124	H		W, 72-67
12-11	Chattanooga	H		W, 80-67
12-14	Boise State	A		L, 70-89
12-18	UC Irvine	A		W, 66-60
12-22	Marquette	A		L, 80-84
12-28	Houston Bapt.	H		W, 75-58
1-5	Bethune-Cookman	H		W, 79-63

1-9	Auburn	A		L, 63-68
1-12	Florida	H	11	L, 52-74
1-16	S. Carolina	H		L, 73-82 OT
1-19	Georgia	A		L, 58-67
1-23	Texas AGM	H		W, 58-54
1-26	Kentucky	A		L, 70-75
1-30	Missouri	H	17	W, 73-70
2-2	Mississippi St.	A		W, 69-68
2-6	Vanderbilt	H		W, 57-56
2-9	Alabama	A		L, 57-60
2-14	South Carolina	A		W, 64-46
2-16	Mississippi St.	H		W, 80-68
2-19	Tennessee	A		L, 72-82
2-23	Alabama	H		W, 97-94 3OT
2-27	Arkansas	H		W, 65-60
3-2	Missouri	A		L, 76-89
3-6	Texas AGM	A		W, 68-57
3-9	Ole Miss	H		L, 67-81
3-14	Georgia-65	N		W, 68-63
3-15	Florida-65	N	13	L, 58-80

2013-14 RECORD: 20-14, 9-9

Coach: Johnny Jones

DATE	OPPONENT	LSU RANK	OPP RANK	RESULTS
11-12	UMass	A		L, 90-92
11-16	Northwestern St.	H		W, 88-74
11-19	New Orleans	H		W, 81-54
11-22	Southeastern	H		W, 89-66
11-28	Saint Joe's-125	N		W, 82-65
11-29	Memphis-125	N	21	L, 69-76
12-1	Butler-125	N		W, 70-68 OT
12-14	ULM	H		W, 61-54
12-18	Texas Tech	A		W, 71-69
12-21	UAB	H		W, 86-63
12-28	McNeese State	H		W, 79-52
1-4	Rhode Island	H		L, 70-74
1-7	Tennessee	H		L, 50-68
1-11	South Carolina	A		W, 71-68
1-15	Ole Miss	A		L, 74-88 OT
1-18	Vanderbilt	H		W, 81-58
1-21	Missouri	H		W, 77-71
1-25	Alabama	A		L, 80-82
1-28	Kentucky	H	11	W, 87-82
2-1	Arkansas	H		W, 88-74
2-6	Georgia	A		L, 78-91
2-8	Auburn	H		W, 87-80
2-12	Texas AGM	A		L, 73-83
2-15	Arkansas	A		L, 70-81
2-19	Mississippi St.	H		W, 92-81
2-22	Kentucky	A 18		L, 76-77 OT
2-26	Texas AGM	H		W, 68-49
3-1	Florida	A 1		L, 61-79
3-6	Vanderbilt	A		W, 57-51
3-8	Georgia	H		L, 61-69
3-13	Alabama	N		W, 68-56
3-14	Kentucky	N		L, 67-85
3-19	San Fran-126	A		W, 71-63
3-24	SMU-127	A		L, 67-80

2014-15 RECORD: 22-11, 11-7

Coach: Johnny Jones

DATE	OPPONENT	LSU RANK	OPP RANK	RESULTS
11-15	Gardner-Webb	H		W, 93-82
11-18	Texas Tech	H		W, 69-64 OT
11-21	Old Dominion-128	N		L, 61-70
11-22	Weber St.-128	N		W, 72-58
11-24	Clemson-128	N		L, 61-64
11-29	McNeese State	H		W, 83-72
12-2	UMass	H		W, 82-60
12-4	W. Virginia-129	A	16	W, 74-73
12-13	Sam Houston	H		W, 76-67
12-18	UAB	A		W, 79-70
12-22	Charleston	H		W, 71-47
12-29	Southern Miss	H		W, 87-67
1-3	Savannah St.	H		W, 75-59
1-8	Missouri	A		L, 67-74 OT
1-10	Georgia	H		W, 87-84 2OT
1-14	Ole Miss	A		W, 75-71
1-17	Texas AGM	H		L, 64-67
1-20	Florida	A		W, 79-61
1-24	Vanderbilt	A		W, 79-75 OT
1-28	South Carolina	H		W, 64-58

Year-by-year Results

1-31	Mississippi St.	A	L, 67-73
2-5	Auburn	H	L, 77-81
2-7	Alabama	H	W, 71-60
2-10	Kentucky	H	L, 69-71
2-14	Tennessee	A	W, 73-55
2-17	Texas A&M	A	L, 62-68
2-21	Florida	H	W, 70-63
2-24	Auburn	A	W, 84-61
2-28	Ole Miss	H	W, 73-63
3-4	Tennessee	H	L, 63-78
3-7	Arkansas	A	W, 81-78
3-13	Auburn-65	N	L, 70-73 OT
3-19	NC State-130	N	L, 65-66

NEUTRAL SITE; TOURNAMENT GUIDE


1	SIC Tournament	Atlanta, Ga.
2	Game in Meridian, Miss.	
3	SEC Tournament	Atlanta, Ga.
4	Amer. Legion Bowl Nat'l. Champ.	Atlantic City, N. J.
5	Sugar Bowl Classic	New Orleans, La.
6	SEC Tournament	Knockville, Tenn.
7	SEC Tournament	Baton Rouge, La.
8	Game in Marion, Ark.	
9	SEC Tournament	Louisville, Ky.
10	Game vs. NW State	Shreveport, La.
11	Game in New York, N.Y.	
12	Game in Memphis, Tenn.	
13	Game in Houston, Texas	
14	Game in New York, N.Y.	
15	Fort Worth Collegiate	Fort Worth, Texas
16	Game in Memphis, Tenn.	
17	Game in Lake Charles, La.	
18	Game in New York, N.Y.	
19	San Antonio Invitational	San Antonio, Texas
20	Game in Little Rock, Ark.	
21	NCAA Tournament	Raleigh, N.C.
22	NCAA Final Four	Kansas City, Mo.
23	SEC Playoff	Nashville, Tenn.
24	NCAA Tournament	Iowa City, Iowa
25	Gator Bowl Tournament	Jacksonville, Fla.
26	Louisiana Invitational	Shreveport, La.
27	Carouse Invitational	Raleigh, N.C.
28	Game in Shreveport, La.	
29	Poinsettia Classic	Greenville, S.C.
30	Birmingham Classic	Birmingham, Ala.
31	Hurricane Classic	Miami, Fla.
32	VPI Tournament	Blacksburg, Va.
33	Far West Classic	Portland, Ore.
34	Evansville Tournament	Evansville, Ind.
35	AH-College Tournament	Oklahoma City, Okla.
36	Bluebonnet Classic	Houston, Texas
37	Los Angeles Classic	Los Angeles, Calif.
38	Milwaukee Classic	Milwaukee, Wisc.
39	Game in Charlotte, N.C.	
40	Rainbow Classic	Honolulu, Hawaii
41	NIT	New York, N.Y.
42	Astro-Bluebonnet Classic	Houston, Texas
43	Big Blue Classic	Logan, Utah
44	Carolina Classic	Columbia, S. C.
45	Louisiana Classic	Baton Rouge, La.
46	Game in New York, N.Y.	
47	SEC Tournament	Birmingham, Ala.
48	NCAA Tournament	Bloomington, Ind.
49	NCAA Tournament	Indianapolis, Ind.
50	Game in New Orleans, La. (Superdome)	
51	NCAA Tournament	Denton, Texas
52	NCAA Tournament	Houston, Texas
53	Great Alaskan Shootout	Anchorage, Alaska
54	Game in New Orleans, La. (Superdome)	
55	NCAA Tournament	Austin, Texas
56	NCAA Tournament	New Orleans, La.
57	NCAA Final Four	Philadelphia, Pa.
58	Game in New Orleans, La.	
59	SEC Tournament	Lexington, Ky.
60	NIT	Baton Rouge, La.
61	Hawaii Tipoff Tour.	Honolulu, Hawaii
62	Game in East Rutherford, N. J.	
63	Game in New Orleans, La.	
64	Game in Houston, Texas	
65	SEC Tournament	Nashville, Tenn.
66	NCAA Tournament	Salt Lake City, Utah
67	NCAA Tournament	Dayton, Ohio
68	LSU Invitational	Baton Rouge, La.
69	NCAA Tournament	Atlanta, Ga.
70	NCAA Final Four	Dallas, Texas
71	Seaside Classic	Laie, Hawaii
72	Game played in Laie, Hawaii	
73	Game in Oklahoma City	
74	NCAA Tournament	Rosemont, Ill.
75	NCAA Tournament	Cincinnati, Ohio
76	UNLV/Bud Light Classic	Las Vegas, Nev.
77	Game in New Orleans, La.	
78	NCAA Tournament	Hartford, Conn.
79	Chaminade Classic	Honolulu, Hawaii

80	NCAA Tournament	Tucson, Ariz.
81	Game in Houston, Texas	
82	Game in New Orleans, La.	
83	SEC Tournament	Orlando, Fla.
84	NCAA Tournament	Knockville, Tenn.
85	Tipoff Classic	Springfield, Mass.
86	NCAA Tournament	Minneapolis, Minn.
87	Game in New Orleans, La.	
88	NCAA Tournament	Boise, Idaho
89	Maui Invitational	Maui, Hawaii
90	Game in San Antonio, Texas	
91	Game in New Orleans, La.	
92	Game in New Orleans, La.	
93	SEC Tournament	Memphis, Tenn.
94	Game in Tulsa, Okla.	
95	Tipoff Classic	Honolulu, Hawaii
96	SEC Tournament	New Orleans, La.
97	John Wooden Classic	Anaheim, Calif.
98	Game in Auburn Hills, Mich.	
99	Hawaii Pacific Classic	Honolulu, Hawaii
100	Game in Shreveport, La.	
101	NCAA Tournament	Albuquerque, N.M.
102	Hilo Classic	Hilo, Hawaii
103	NIT	Iowa City, Iowa
104	Hispanic College Fund Classic in	Baton Rouge, La.
105	Space City Classic	Houston, Texas
106	NCAA Tournament	Birmingham, Ala.
107	NIT	Norman, Okla.
108	LSU Louisiana Classic	Baton Rouge, La.
109	Game in Biloxi, Miss.	
110	LV Holiday Classic	Las Vegas, Nev.
111	NCAA Tournament	Jacksonville, Fla.
112	NCAA Final Four	Indianapolis, Ind.
113	Big East/SEC Challenge	Philadelphia, Pa.
114	SEC Tournament	Tampa, Fla.
115	NCAA Tournament	Greensboro, N.C.
116	NIT Season Tip-Off	Baton Rouge, La.
117	NIT Season Tip-Off	New York, N.Y.
118	Cougar Classic	Seattle, Wash.
119	Game in Tupelo, Miss.	
120	Game in Bossier City, La.	
121	Charleston Classic	Charleston, S.C.
122	Big East/SEC Challenge	Piscataway, N.J.
123	NIT	Eugene, Ore.
124	Big East/SEC Challenge	Baton Rouge, La.
125	Old Spice Classic	Orlando, Fla.
126	NIT	San Fran, Calif.
127	NIT	Dallas, Texas
128	Paradise Jam	St. Thomas, USVI
129	SEC/Big 12 Challenge	Morgantown, WVa
130	NCAA Tournament	Pittsburgh, Pa.

EXHIBITION GAMES

12-6-52	Pensacola Navy	H	W, 107-59
2-16-53	Pensacola Navy	A	W, 71-60
12-5-53	Pensacola Navy	H	W, 109-69
12-1-69	Athletes in Action	H	W, 71-68
12-27-69	SUB PAC-40	A	W, 88-80
11-27-72	Univ. of Americas	A	L, 83-87
11-28-72	Univ. of Americas	A	W, 69-57
11-16-73	Australian Olympic	H	W, 69-63
11-16-74	Czechoslovakia	H	W, 88-78
11-18-75	Yugoslavia	H	W, 100-90
11-19-76	Athletes In Action	H	L, 53-76
11-15-77	Soviet Union-2 ot	H	W, 99-96
11-3-78	Australia	H	W, 90-65
11-13-79	Yugoslavia	H	W, 82-79
11-13-80	Airliners	H	W, 91-87
11-19-81	Airliners	H	W, 76-71
11-18-82	Brewster Heights	H	W, 104-82
11-11-83	Houston Flyers	H	W, 109-89
11-8-84	China	H	W, 90-65
11-15-85	Brewster Heights	H	W, 131-82
11-14-86	Continental	H	W, 86-76
11-27-87	Brewster Heights	H	W, 123-97
11-11-88	Brewster Heights	H	W, 193-94
11-20-88	Yugoslavia	H	L, 84-82
11-8-89	Athletes In Action	H	W, 111-79
11-10-89	Russia	H	W, 114-109
11-16-90	Newcastle	H	W, 111-91
11-9-91	Melbourne	H	W, 96-60
11-15-91	Ranco Raiders	H	W, 126-80
11-20-92	High Five America	H	W, 94-89
11-24-92	Australia	H	W, 97-74
11-19-93	Dinamo Moscow	H	L, 85-87
11-22-93	High Five America	H	W, 101-87
11-11-94	High Five America	H	W, 83-73
11-18-94	Victorian All-Stars	H	W, 94-90
11-8-95	Athletes in Action	H	L, 82-90
11-15-95	Victorian All-Stars	H	W, 79-62
11-9-96	Geelong Supercats	H	W, 67-61
11-15-96	Bulgaria	H	W, 81-40
11-6-97	Double Pump	H	W, 76-67
11-14-97	Outback All-Stars	H	W, 60-62
11-6-98	California All-Stars	H	L, 75-84
11-11-98	Next Level	H	W, 81-68

11-8-99	Next Level	H	W, 78-70
11-12-99	Sports Tours	H	W, 94-61
8-9-00	Italian Olympic Team (Italy)	L	62-104
8-10-00	Angola Olympic Team (Italy)	L	75-77
8-11-00	Trieste (Italy)		W, 90-62
8-13-00	Angola Olympic Team (Italy)	W	79-73
8-13-00	Austrian All-Stars (Italy)	W	87-62
11-6-00	Global Sports	H	W, 72-69
11-13-00	Angola Altetico	H	W, 92-52
11-5-01	Global Sports	H	W, 78-71
11-12-01	Sports Tours	H	W, 85-51
11-7-02	Global Sports	H	L, 69-78
11-15-02	Houston Sports	H	W, 81-71
11-6-03	Global Sports	H	L, 64-68
11-17-03	SE All-Stars	H	W, 77-64
11-9-04	EA All-Stars	H	W, 62-52
11-15-04	Houston Sports	H	W, 124-78
11-10-05	EA Sports	H	W, 74-54
11-15-05	LSU-Shreveport	H	W, 122-58
11-9-06	EA Sports	H	W, 70-65
11-15-06	Louisiana College	H	W, 94-41
9-1-07	Guelph (Canada)	A	W, 92-60
9-2-07	York (Canada)	A	W, 101-67
9-3-07	Toronto (Canada)	A	W, 82-55
11-1-07	Belhaven	H	W, 108-57
11-6-07	EA Sports	H	W, 72-68
5-19-11	Virtus Frustron (Italy)	W	107-60
5-20-11	Anagni Basket (Italy)	W	99-77
5-21-11	Selezione Basket Roma (Italy)	W	88-59
5-24-11	Elmec Varese (Italy)	W	87-62
5-25-11	Armani Junior (Italy)	W	82-61
5-26-11	Laghi-Gazzada (Italy)	W	92-74
11-5-12	UA Monticello	H	W, 82-66
11-6-13	Xavier (ND)	H	W, 80-45
11-7-14	Morehouse	H	W, 71-47
8-15-15	Newcastle A-S (Australia)	W	89-75
8-16-15	Sydney Kings (Australia)	L	95-97
8-18-15	Queensland A-S (Australia)	W	91-88
8-20-15	Melbourne United (Australia)	W	97-89
8-22-15	Melbourne United (Australia)	L	64-82



Brandon Bass

2008	2-13	A	W, 85-73
2009	2-24	H	W, 81-75
2010	1-16	A	L, 58-72
2011	2-20	H	L, 61-68
2012	1-21	A	L, 64-76
2013	1-12	H	L, 52-74
2013	3-15	N	L, 58-80
2014	3-1	A	L, 61-79
2015	1-20	A	W, 79-61
2015	2-21	H	W, 70-63

LSU at home: LSU leads, 35-13
at Florida: Florida leads, 27-19
at Neutral Sites: LSU leads, 8-3

FLORIDA STATE (3-2)

1957	12-18	H	W, 67-65
1958	12-27	A	L, 67-82
1959	12-1	H	W, 89-78
1967	12-16	N	L, 100-130
2004	12-30	N	W, 67-50

FORDHAM (1-0)

1953	12-28	N	W, 65-49
------	-------	---	----------

FRESNO STATE (1-2)

1996	12-28	H	W*, 79-75
1997	11-26	A	L, 65-90
1999	11-28	N	W, 95-85

FURMAN (0-1)

1960	12-29	A	L, 55-56 3OT
------	-------	---	--------------

GARDNER-WEBB (1-0)

2014	11-15	H	W, 93-82
------	-------	---	----------

GEORGE MASON (1-0)

1993	12-3	H	W, 127-104
------	------	---	------------

GEORGETOWN (4-2)

1970	3-15	N	W, 83-82
1972	1-6	H	W, 90-71
1980	11-30	N	W, 76-67
1986	2-2	A	L, 72-74
1988	3-18	N	L, 63-66
1989	1-28	N	W, 82-80

GEORGIA (63-44)

1920	2-11	A	L, 15-32
1935	12-23	H	W, 46-34
1939	3-2	N	W, 50-28
1943	2-2	A	W, 54-39
1946	3-2	N	W, 60-41
1951	2-6	A	L, 65-68
1952	1-18	H	W, 98-60
1953	1-19	A	W, 55-50
1954	1-8	H	W, 97-62
1954	1-9	H	W, 100-53
1955	1-8	A	L, 70-76
1955	12-29	N	W, 91-86
1956	1-7	H	W, 96-77
1957	1-6	A	L, 70-78
1958	1-4	H	L, 56-59
1958	12-29	N	W, 63-60
1959	1-3	A	W, 79-66
1959	12-29	N	L, 67-79
1960	1-4	H	W, 81-77
1961	1-9	A	L, 66-80
1962	1-8	H	W, 76-57
1963	1-7	A	L, 67-76
1964	1-4	H	W, 81-63
1965	1-2	H	W, 70-69
1966	1-1	A	L, 59-82
1967	1-9	H	W, 87-85
1967	2-13	A	L, 65-78
1968	1-8	A	W, 73-76
1968	2-12	H	L, 73-78
1968	12-21	H	W, 98-89
1969	3-8	A	W, 90-80
1970	2-18	H	W, 88-86
1970	3-7	A	W, 99-88
1970	12-21	H	W, 97-76
1971	3-6	A	W, 69-66
1971	12-20	A	L, 95-115
1972	1-22	H	W, 69-68
1972	12-16	H	L, 62-66
1973	1-20	A	W, 56-55
1974	1-21	H	W, 90-83
1974	2-23	A	W, 84-79
1975	1-20	A	W, 90-89

1975	2-22	H	W, 96-90
1976	1-24	H	L, 79-83
1976	2-21	A	L, 70-75
1977	1-17	H	W, 97-77
1977	2-14	A	W, 75-69
1978	1-7	H	W, 96-78
1978	2-4	A	W, 89-68
1979	1-3	H	W, 97-75
979	1-27	A	L, 88-93
1980	1-12	A	L, 72-73
1980	2-9	H	W, 96-77
1981	1-17	H	W, 78-85
1981	2-14	A	W, 64-62
1981	3-6	N	L, 60-68
1982	1-16	A	W, 54-53
1982	2-13	H	L, 51-57
1983	1-8	H	W, 60-56
1983	2-5	A	W, 70-59
1984	1-5	A	W, 81-77
1984	2-4	H	W, 69-68
1985	1-2	A	W, 79-74
1985	2-2	H	L, 58-59
1986	1-2	H	W, 85-73
1986	2-1	A	L, 76-92
1987	1-10	H	L, 63-64
1987	2-11	A	L, 57-63
1987	3-7	N	W, 89-88
1988	1-16	A	L, 50-59
1988	2-17	H	W, 63-62
1989	1-25	A	W, 80-79
1989	2-20	H	W, 97-83
1990	1-24	H	L, 92-84
1990	2-25	A	L, 85-86
1991	1-7	H	W, 83-76
1991	2-8	A	W, 89-86
1992	2-11	H	L, 62-64
1993	2-27	A	L, 78-81
1994	2-19	H	L, 84-100
1994	3-10	N	L, 70-83
1995	2-18	A	L, 89-98
1996	2-7	H	L, 82-85
1997	2-22	A	L, 59-82
1997	3-6	N	L, 54-75
1998	1-24	H	L, 52-61
1999	2-20	A	L, 57-59
2000	1-19	H	W, 61-57
2001	1-21	A	L, 63-68
2001	3-8	N	W, 63-62
2002	2-23	H	L, 54-55
2002	3-9	N	W, 78-76
2003	1-5	A	L, 63-89
2004	1-28	H	W, 63-59
2005	2-2	A	W, 95-79
2006	1-25	H	W, 81-52
2007	1-28	A	L, 54-57
2008	3-2	H	W, 71-64
2009	2-4	A	W, 80-62
2010	3-6	H	W, 50-48
2011	3-2	A	L, 53-73
2012	2-22	H	W, 61-53
2013	1-19	A	L, 58-67
2013	3-14	N	W, 68-63
2014	2-6	A	L, 78-91
2014	3-8	H	L, 61-69
2015	1-10	H	W, 87-84

LSU at home: LSU leads, 34-14
at Georgia: Georgia leads, 26-21
at Neutral Sites: LSU leads, 8-4

GEORGIA STATE (1-0)

1994	12-28	H	W, 105-70
------	-------	---	-----------

GEORGIA TECH (21-14)

1927	2-10	H	W, 29-27
1932	2-26	A	W, 36-33
1938	2-4	H	W, 47-35
1939	2-9	A	L, 35-37
1940	2-2	H	L, 33-34
1941	2-10	A	W, 43-41
1942	2-6	H	W, 54-41
1943	2-5	A	L, 44-45
1948	1-10	H	L, 40-52
1948	1-26	A	W, 54-46
1949	1-8	H	W, 65-59
1949	2-7	A	W, 72-63
1949	3-4	N	W, 55-53
1950	1-6	H	W, 63-52
1950	2-6	A	L, 58-85
1951	1-5	H	W, 68-49
1952	2-4	A	W, 73-51
1953	2-21	H	W, 76-52
1954	2-13	A	W, 89-54
1955	2-12	H	L, 72-79

1956	2-13	A	L, 74-97
1957	2-11	H	L, 60-87
1958	2-10	A	L, 61-88
1958	2-9	H	L, 63-64
1960	2-8	A	L, 56-76
1961	2-11	H	W, 63-50
1962	2-10	A	W, 52-51
1963	2-9	H	W, 56-54
1964	2-7	A	L, 49-51
1986	3-20	N	W, 70-64
1986	12-14	H	W, 52-49
1987	3-13	N	W, 85-79
1987	12-16	A	L, 70-87
1990	3-17	N	L, 91-94
2011	11-20	N	W, 59-50

LSU at home: LSU leads, 10-5
at Georgia Tech: Tied, 8-8
at Neutral Sites: LSU leads, 3-1

GRAMBLING STATE (3-0)

2000	11-20	H	W, 112-37
2008	12-13	H	W, 87-41
2011	12-29	H	W, 69-37

HARDIN-SIMMONS (4-0)

1947	12-30	N	W, 62-46
1985	12-14	H	W, 87-71
1986	12-19	H	W, 77-71
1989	12-30	H	W, 100-66

HAWAII (0-1)

1982	11-28	A	L, 66-68
------	-------	---	----------

HAWAII-HILO (2-0)

1985	12-3	A	W, 70-61
2001	11-24	A	W, 64-62

HAWAII-LOA (1-0)

1985	12-2	A	W, 77-68
------	------	---	----------

HAWAII-PACIFIC (2-0)

1982	11-27	A	W, 98-76
1985	12-1	A	W, 101-89

HOLY CROSS (1-1)

1953	3-14	N	W, 81-73
1953	12-29	N	L, 56-66

HOUSTON (7-9)

1962	12-22	N	W, 74-73
1965	12-15	N	L, 87-110
1971	12-27	A	L, 66-100
1981	12-29	N	L, 69-73
1983	12-6	H	L, 91-100
1984	12-8	A	L, 73-81
1997	12-30	H	W, 72-50
1998	11-30	A	L, 55-67
2000	11-28	A	W, 61-59
2001	12-20	H	W, 73-69
2003	1-8	H	W, 80-51
2003	12-30	A	L, 52-60
2004	12-21	A	L, 72-81
2005	11-29	H	L, 83-84
2010	11-30	H	W, 73-57
2011	11-29	A	W, 59-58

LSU at home: LSU leads, 4-2

at Houston: Houston leads, 5-3
at Neutral Sites: Houston leads, 1-0

HOUSTON BAPTIST (2-0)

1983	12-19	H	W, 60-59
2012	12-28	H	W, 75-58

HOWARD (1-0)

1999	12-27	H	W, 81-55
------	-------	---	----------

ILLINOIS (0-2)

1988	12-22	H	L, 100-127
1990	12-22	A	L, 96-102

ILLINOIS-CHICAGO (1-0)

1986	12-20	N	W, 117-84
------	-------	---	-----------

INDIANA (0-5)

1963	3-17	N	L, 67-80
1964	3-13	N	L, 62-73
1981	3-28	N	L, 49-67
1987	3-22	N	L, 76-77
1992	3-21	N	L, 79-89

INDIANA STATE (1-0)

2009	11-16	H	W, 56-45
------	-------	---	----------

IOWA (2-0)

1973	12-22	H	W, 105-78
2006	3-16	N	W, 80-64

IOWA (2-1)

1963	12-28	N	W, 92-81
1966	11-26	N	W*, 70-60
2002	3-13	A	W, 63-61

JACKSON STATE (3-1)

1995	12-22	H	L, 76-87
1997	12-14	H	W, 57-49
1998	12-12	H	W, 72-53
2008	11-15	H	W, 79-65

JACKSONVILLE (0-1)

1969	12-30	A	L, 63-72
------	-------	---	----------

JEFFERSON COLLEGE (5-0)

1916		H	W, 55-18
1917	12-13	H	W, 42-18</

Series Records

1980	1-28	A	W, 65-60
1980	2-24	H	L, 74-76 OT
1980	3-1	N	W, 80-78
1981	1-19	H	W, 81-67
1981	3-1	A	L, 71-73
1982	1-25	A	L, 65-76
1982	2-27	H	W, 94-78
1983	1-5	A	L, 50-52
1983	3-5	H	W, 74-60
1984	1-7	H	L, 80-96
1984	3-5	A	L, 68-90
1985	1-31	A	L, 43-53
1985	3-2	H	W, 67-61
1986	1-29	H	L, 52-54
1986	3-1	A	L, 57-68
1986	3-7	A	L, 58-61
1986	3-22	N	W, 59-57
1987	1-18	A	W, 76-41
1987	2-21	H	W, 65-52
1988	1-23	H	L, 61-76
1988	2-24	A	L, 69-95
1988	3-12	H	L, 80-86
1989	1-14	A	W, 64-62
1989	2-15	H	W, 93-80
1990	1-13	H	W, 94-81
1990	2-15	A	L, 95-100
1991	1-5	A	L, 80-93
1991	2-5	H	W, 107-88
1992	2-2	H	W, 74-53
1992	3-14	N	L, 74-80
1993	1-26	A	L, 67-105
1993	3-14	A	L, 65-82
1994	2-15	H	L, 95-99
1995	3-4	A	L, 80-127
1996	1-16	H	L, 97-129
1997	2-12	A	L, 48-84
1998	2-4	H	L, 61-63
1999	1-30	A	L, 62-86
2000	2-13	H	W, 70-57
2001	2-21	A	L, 61-84
2002	2-9	H	L, 56-68
2003	2-15	A	L, 57-68
2004	2-29	H	L, 64-70
2005	1-22	A	L, 58-89
2005	3-12	N	L, 78-79 OT
2006	2-25	H	W, 71-67
2007	2-20	A	L, 63-70
2008	2-16	H	L, 63-67
2009	2-28	A	W, 73-70
2009	3-13	N	W, 67-58
2010	2-6	H	L, 55-81
2011	1-15	A	L, 44-82
2012	1-28	H	L, 50-74
2012	3-9	N	L, 51-60
2013	1-26	A	L, 70-75
2014	1-28	H	W, 87-82
2014	2-22	A	L, 76-77 OT
2014	3-14	N	L, 67-85
2015	2-10	H	L, 69-71

LSU at home: Kentucky leads, 29-17
at Kentucky: Kentucky leads, 42-5
at Neutral Sites: Kentucky leads, 15-3

LAFAYETTE (PA.) (2-0)

1957	12-19	N	W, 80-72
1996	12-30	H	W, 64-43

LAMAR (3-1)

1981	3-14	N	W, 100-78
1985	12-16	A	W, 74-57
1989	12-4	H	W, 116-76
1997	12-1	H	L, 64-70

LEBANON VALLEY (1-0)

1953	3-13	N	W, 89-76
------	------	---	----------

LONG ISLAND (0-1)

1947	12-15	A	L, 47-67
------	-------	---	----------

LOUISIANA COLLEGE (28-6)

1913	12-19	A	W, 17-15
1914	1-17	H	W, 27-24
1915	1-23	H	W, 30-4
1916		H	W, 14-11
1916		H	W, 20-19
1920	1-16	A	W, 35-20
1920	1-30	H	W, 63-19
1920	1-31	H	W, 39-15
1922	1-13	H	W, 52-26
1922	1-14	H	W, 50-22
1923	1-10	H	W, 23-22
1923	1-11	H	W, 33-22

1925	1-14	A	W, 23-17
1925	1-15	A	L, 20-27
1925	1-28	H	W, 39-36
1925	1-29	H	W, 32-31
1926	1-11	H	W, 39-28
1926	1-12	H	W, 44-22
1927	1-21	A	L, 19-35
1927	1-22	A	W, 23-20
1928	2-10	H	W, 47-17
1928	2-11	H	W, 47-22
1929	1-14	A	W, 32-31
1929	1-15	A	L, 43-44
1930	1-3	A	L, 41-53
1930	1-4	A	L, 15-55
1953	12-7	H	W, 128-74
1954	12-1	H	W, 80-63
1955	12-1	H	L, 79-84
1956	12-3	H	W, 89-81
1957	12-6	H	W, 66-62
1958	12-11	H	W, 59-53
1959	12-4	H	W, 73-69
1995	12-23	H	W, 104-65

LSU at home: LSU leads, 23-1
at Louisiana College: Tied 5-5

LOUISIANA TECH (10-1)

1928	1-30	H	W, 40-23
1928	1-31	H	W, 37-28
1930	1-24	A	W, 37-31
1930	1-25	A	W, 42-27
1937	1-20	H	W, 54-24
1937	1-21	H	W, 35-34
1945	1-17	A	W, 43-38
1945	2-7	H	W, 83-56
1946	2-11	H	W, 58-43
1988	12-6	H	L, 109-111 OT
2006	12-23	H	W, 68-52

LSU at home: LSU leads, 7-1
at Louisiana Tech: LSU leads, 3-0

LOUISIANA-LAFAYETTE (36-10)

1914	1-9	H	W, 44-7
1915	1-14	H	W, 29-6
1915	1-15	H	W, 39-16
1916		H	W, 44-14
1916		H	W, 69-13
1917		A	W, 33-20
1917		A	L, 13-21
1917		H	W, 50-13
1918	1-11	A	W, 36-7
1921	1-21	H	W, 47-11
1921	2-11	H	W, 61-8
1922	1-10	H	W, 41-8
1922	1-11	H	W, 29-17
1923	1-19	H	W, 25-22
1924	1-19	H	L, 12-15
1924	1-21	H	L, 14-26
1925	1-9	H	W, 30-19
1925	1-10	H	W, 22-17
1926	1-8	A	W, 25-13
1926	1-9	A	W, 31-29
1927	2-21	H	W, 34-22
1927	2-22	H	W, 29-12
1928	1-6	H	W, 40-17
1928	1-7	H	W, 36-17
1929	1-7	H	W, 23-17
1929	1-8	H	W, 29-22
1929	2-11	A	L, 34-36
1929	2-12	A	L, 23-25
1931	1-30	H	L, 26-40
1931	1-31	H	L, 29-34
1932	1-8	H	W, 44-23
1932	1-9	H	W, 50-35
1934	12-18	H	W, 54-30
1935	12-18	H	W, 43-28
1936	12-16	H	W, 44-19
1937	12-13	H	W, 31-26
1940	12-10	H	L, 30-39
1944	2-19	H	L, 40-62
1944	2-21	H	L, 37-60
1945	1-6	H	W, 44-42
1945	1-24	A	W, 59-44
2001	12-4	H	W, 83-65
2004	11-21	H	W, 83-69
2005	12-17	H	W, 81-62
2008	12-31	H	W, 81-79
2009	12-1	H	W, 66-58

LSU at home: LSU leads, 31-7
at UL-Lafayette: LSU leads, 5-3

LOUISIANA-MONROE (6-0)

1991	11-22	H	W, 77-76
2000	11-20	H	W, 92-49

2003	11-29	H	W, 96-65
2006	11-19	H	W, 88-57
2009	11-13	H	W, 82-62
2013	12-14	H	W, 61-54

LOUISVILLE (1-8)

1948	12-21	A	L, 44-79
1949	12-22	A	L, 65-75
1960	12-21	A	L, 53-72
1961	12-29	N	W, 84-70
1980	3-16	N	L, 66-86
1986	3-29	N	L, 77-88
1991	12-21	H	L, 92-93
1994	2-23	A	L, 64-82
1996	12-7	N	L, 87-93 OT

LSU at home: Louisville leads, 2-0
at Louisville: Louisville leads, 3-0
at Neutral Sites: Louisville leads, 3-1

LOYOLA (CHICAGO) (2-0)

1982	12-6	H	W, 97-80
1984	11-28	H	W, 102-96

LOYOLA MARYMOUNT (2-0)

1990	2-3	H	W, 148-141 OT
1990	12-20	H	W, 122-114

LOYOLA-NO (37-15)

1921	1-10	H	W, 74-12
1924	1-24	H	W, 27-20
1924	1-25	H	W, 17-15
1924	2-25	A	W, 34-28
1924	2-26	A	W, 37-4
1925	1-21	H	W, 30-13
1925	1-22	H	W, 32-18
1925	3-3	A	W, 26-15
1927	1-28	H	L, 15-16
1927	1-29	H	W, 42-18
1927	2-11	A	L, 26-41
1927	2-12	A	L, 19-27
1937	2-12	H	W, 46-31
1947	1-20	A	W, 44-43
1947	2-24	H	W, 61-47
1948	1-19	A	L, 42-49
1948	2-16	H	L, 45-46
1949	1-3	A	W, 56-52
1949	2-14	H	W, 63-41
1950	1-4	H	W, 62-56
1950	1-9	A	W, 51-47
1952	1-2	H	W, 77-60
1953	1-16	A	W, 58-52
1954	1-5	H	W, 69-65
1955	2-7	A	L, 68-75
1955	12-17	H	L, 65-71
1956	12-9	H	L, 73-77 OT
1956	12-22	A	L, 68-75
1957	12-23	A	L, 62-94
1958	1-29	H	L, 70-82
1958	12-17	H	W, 78-68
1959	1-27	A	W, 70-68
1959	12-10	H	L, 65-66 OT
1960	1-27	A	L, 64-74
1960	12-1	H	W, 73-59
1961	1-25	A	W, 51-49
1961	11-26	H	W, 57-48
1962	2-1	A	W, 77-61
1962	12-3	H	W, 79-66
1963	1-30	A	W, 72-69
1963	12-2	H	W, 80-67
1964	1-29	A	W, 73-62
1964	12-1	H	W, 88-78
1965	2-10	A	W, 89-76
1965	12-1	H	L, 61-72
1965	12-9	A	W, 88-84
1966	12-9	A	L, 86-87 2 OT
1967	12-9	H	W, 90-56
1968	12-2	A	W, 109-82
1969	12-9	H	W, 100-87
1970	12-1	A	W, 109-103
1972	1-8	H	W, 103-85

LSU at home: LSU leads, 21-7
at Loyola: LSU leads, 16-8

MAINE (1-0)

1979	12-15	H	W, 103-81
------	-------	---	-----------

MARIST (2-0)

1988	11-25	H	W, 94-58
1995	12-29	H	W, 80-65

MARQUETTE (1-2)

1970	3-19	N	L, 79-101
2011	12-19	H	W, 67-59
2012	12-22	A	L, 80-84

MARYLAND (2-2)

1931	2-23	N	L, 34-37
1963	12-21	N	L, 65-75
1987	12-12	H	W, 55-54
1989	1-2	A	W, 79-77

MARYLAND BALT. CO. (1-0)

1995	12-30	H	W, 88-67
------	-------	---	----------

MASSACHUSETTS (0-1)

Nov. 12, 2013	A	L	90-92
---------------	---	---	-------

MCNEESE STATE (23-0)

1986	12-6	A	W, 77-62
1988	12-8	H	W, 91-89
1989	12-2	H	W, 85-49
1992	1-20	H	W, 115-67
1992	12-1	H	W, 83-72
1993			

1910	2-5	H	W, 25-4
1912	1-15	H	W, 27-15
1912	1-16	H	W, 33-11
1916	2-21	H	W, 55-29
1921	2-18	H	L, 22-23
1921	2-19	H	W, 46-13
1926	1-15	H	W, 27-24
1926	1-16	H	L, 19-43
1927	1-14	H	L, 16-36
1927	1-15	H	W, 22-21
1928	1-13	H	W, 20-17
1928	1-14	H	W, 36-25
1928	1-25	A	L, 23-33
1928	1-26	A	W, 34-33
1928	2-25	N	L, 28-55
1929	1-11	H	L, 21-42
1929	1-12	H	L, 17-34
1929	1-18	A	L, 24-28
1929	1-19	A	L, 25-30
1930	1-10	A	L, 27-31
1930	1-11	A	W, 31-21
1930	1-17	H	L, 24-47
1930	1-18	H	L, 29-32
1931	1-15	A	W, 26-24
1931	1-16	A	L, 29-30
1932	1-15	A	W, 37-34
1932	1-16	A	L, 22-24
1932	1-29	H	W, 55-53
1932	1-30	H	L, 33-35
1933	1-13	A	L, 37-40
1933	1-14	A	L, 32-34
1933	2-13	H	W, 53-33
1933	2-14	H	W, 50-33
1934	2-12	H	W, 52-33
1934	2-13	H	W, 49-39
1935	2-4	H	W, 47-32
1935	2-5	H	W, 47-33
1936	1-31	H	W, 54-37
1936	2-1	H	L, 46-51
1936	2-14	A	L, 47-59
1936	2-15	A	L, 51-69
1937	1-13	A	L, 47-50
1937	1-14	A	L, 27-40
1938	1-14	H	L, 48-59
1938	1-15	H	L, 44-47
1938	3-4	H	L, 41-68
1939	1-9	A	W, 42-41
1939	1-10	A	W, 42-34
1939	2-13	H	W, 50-48
1939	2-14	H	W, 59-18
1940	1-12	A	W, 51-47
1940	2-10	H	L, 33-45
1941	1-10	A	W, 56-32
1941	2-3	H	W, 67-39
1942	1-6	A	W, 56-35
1942	1-17	H	L, 42-51
1943	1-8	A	W, 54-34
1943	1-16	H	W, 51-39
1946	1-12	A	W, 53-23
1946	2-4	H	W, 60-35
1946	3-1	N	W, 69-34
1947	1-10	A	W, 54-43
1947	2-3	H	W, 63-43
1947	2-27	N	W, 61-36
1948	2-2	A	L, 37-49
1948	2-23	H	W, 52-50
1949	1-31	A	W, 58-48
1949	2-12	H	W, 49-38
1949	12-19	H	W, 74-61
1950	1-28	A	L, 65-75
1950	12-16	A	L, 67-72
1951	2-17	H	L, 48-69
1951	3-2	N	W, 62-57
1951	12-13	A	W, 81-69
1952	1-30	A	L, 65-68
1952	2-18	H	W, 78-67
1952	2-29	N	W, 75-60
1953	1-12	A	W, 67-66
1953	2-23	H	W, 63-48
1954	2-1	H	W, 53-52
1954	3-1	A	W, 76-53
1955	1-31	A	L, 69-89
1955	2-28	H	W, 68-65
1956	2-6	H	W, 100-76
1956	2-27	A	L, 70-81
1957	2-2	A	L, 73-79
1957	2-23	H	L, 76-83
1958	2-3	H	L, 63-76
1958	2-24	A	L, 78-85
1958	12-30	N	W, 69-55
1959	2-2	A	L, 69-80
1959	2-23	H	W, 99-93
1960	2-1	H	L, 61-76
1960	2-22	A	L, 70-90
1961	2-6	A	W, 75-69
1961	2-27	H	L, 46-48

1962	2-5	H	W, 70-59
1962	2-26	A	L, 68-74
1963	2-4	A	L, 48-60
1963	2-25	H	W, 80-61
1964	2-1	H	W, 77-67
1964	2-22	A	W, 86-80
1965	2-1	A	W, 58-56
1965	2-22	H	W, 60-56
1966	1-3	A	L, 80-81
1966	2-12	H	W, 92-68
1966	12-19	A	L, 67-74
1967	2-25	H	L, 77-89
1967	12-19	H	W, 81-68
1968	2-24	A	L, 85-87
1969	2-1	H	L, 81-84
1969	3-1	A	L, 76-78
1970	1-31	H	W, 109-86
1970	2-28	A	W, 103-90
1971	1-30	H	L, 90-113
1971	2-27	A	L, 54-62
1972	2-5	H	W, 67-66
1972	3-4	A	L, 78-101
1973	2-3	A	L, 59-84
1973	3-3	H	W, 70-69
1974	2-2	A	L, 63-77
1974	3-4	H	L, 74-82
1975	2-1	H	W, 94-86
1975	3-8	A	W, 91-86
1976	1-10	H	W, 100-75
1976	2-7	A	W, 67-57
1977	1-3	H	W, 75-68
1977	3-5	A	L, 68-90
1978	1-28	A	W, 74-61
1978	2-25	H	W, 94-75
1979	1-20	A	W, 70-69
1979	2-17	H	W, 67-62
1980	1-23	H	W, 72-66
1980	2-21	A	W, 77-74
1981	1-28	A	W, 63-59
1981	2-25	H	W, 74-67
1982	1-27	H	W, 53-46
1982	2-24	A	L, 61-74
1982	3-4	N	L, 52-59
1983	1-15	A	W, 71-68
1983	2-12	H	W, 72-63
1984	1-14	H	W, 93-70
1984	2-12	A	W, 65-61
1984	12-5	H	W, 89-64
1985	1-17	A	L, 65-68
1986	1-13	H	W, 86-68
1986	2-15	A	L, 57-58
1987	1-5	A	L, 63-73
1987	2-4	H	W, 82-75
1988	1-9	A	W, 69-61
1988	2-10	H	W, 78-57
1989	2-1	H	W, 105-75
1989	3-4	A	L, 112-113
1990	1-31	A	W, 79-77
1990	3-3	H	W, 103-94
1991	1-19	H	W, 87-71
1991	2-20	A	W, 89-78
1992	1-25	A	W, 83-73
1992	2-25	H	W, 100-69
1993	1-23	A	L, 62-71
1993	3-6	H	W, 71-56
1993	3-12	N	W, 89-70
1994	1-29	H	W, 90-66
1994	3-5	A	L, 78-93
1995	1-21	H	W, 87-81
1995	2-15	A	L, 90-102
1996	2-3	H	W, 71-66
1996	2-28	A	L, 48-75
1997	2-5	H	L, 73-79
1997	2-26	A	L, 68-74
1998	1-21	A	L, 58-80
1998	2-18	H	L, 57-83
1999	2-3	H	L, 66-82
1999	2-27	A	L, 57-79
2000	2-16	A	W, 97-53
2000	3-4	H	W, 64-60
2001	2-7	A	L, 33-50
2001	2-28	H	W, 78-77
2002	1-23	A	L, 55-70
2002	2-27	H	W, 59-56
2003	1-18	H	L, 57-67
2003	3-5	A	W, 77-64
2004	1-21	A	L, 49-53
2004	3-3	H	W, 58-45
2005	1-26	H	W, 70-60
2005	3-2	A	W, 58-53
2006	1-28	A	W, 79-73
2006	3-4	H	W, 55-52
2007	1-17	H	W, 62-55
2007	2-14	A	L, 70-71
2007	3-9	N	L, 60-80
2008	1-12	A	L, 71-74

2008	2-23	H	W, 69-49
2009	1-17	A	W, 83-51
2009	2-14	H	W, 73-66
2010	1-23	H	L, 63-73
2010	3-4	A	L, 59-72
2011	1-22	H	L, 51-78
2011	2-9	A	L, 60-66
2012	1-7	H	W, 81-55
2012	2-25	A	L, 48-72
2013	3-9	H	L, 67-81
2014	1-15	A	L, 74-88
2015	1-14	A	W, 75-71
2015	2-28	H	W, 73-63

LSU at home: LSU leads, 75-30
at Ole Miss: Ole Miss leads, 54-38
at Neutral Sites: LSU leads, 6-3

MISSISSIPPI COLLEGE (8-1)

1914	1-21	H	W, 34-13
1914	1-22	H	W, 29-19
1918	2-6	A	W, 41-24
1922	2-15	H	W, 29-20
1922	2-16	H	W, 26-18
1923	1-24	H	W, 27-17
1923	1-25	H	W, 19-14
1930	1-9	A	L, 24-27
1931	1-13	A	W, 46-34

LSU at home: LSU leads, 6-0
at Miss. College: LSU leads, 2-1

MISSISSIPPI STATE (108-98)

1909	2-6	H	W, 18-12
1909	2-8	H	W, 14-10
1911	2-7	A	W, 33-17
1911	2-8	A	W, 42-12
1912	2-6	A	L, 16-22
1912	2-7	A	L, 11-21
1915	2-12	H	W, 24-12
1915	2-13	H	L, 14-15
1916	1-22	A	W, 31-21
1916	2-7	A	L, 17-23
1917	1-26	H	W, 36-28
1917	1-27	H	W, 38-17
1920	1-24	H	W, 27-12
1923	1-15	H	L, 25-36
1923	1-16	H	L, 20-35
1924	2-13	A	L, 29-34
1924	2-14	A	L, 34-54
1925	2-3	H	W, 24-17
1926	1-27	A	L, 26-46
1928	1-28	A	L, 23-29
1929	2-4	H	L, 16-26
1929	2-5	H	W, 39-29
1930	2-1	N	W, 32-24
1932	1-18	H	L, 28-29
1932	1-19	H	W, 40-15
1932	1-25	A	W, 30-26
1932	1-26	A	W, 33-29
1933	1-11	A	W, 32-28
1933	1-12	A	W, 49-26
1933	1-17	H	W, 45-40
1933	1-18	H	W, 37-33
1934	1-9	A	L, 46-47
1934	1-10	A	W, 48-23
1934	2-8	H	W, 54-39
1934	2-9	H	W, 61-30
1935	2-13	H	W, 67-32
1935	2-14	H	W, 46-39
1936	1-13	A	L, 38-49
1936	1-14	A	W, 32-30
1936	2-10	H	W, 43-37
1936	2-11	H	W, 45-40
1937	1-16	A	L, 36-53
1937	2-15	H	W, 42-41
1937	2-16	H	L, 38-39
1938	1-31	H	W, 38-33
1938	2-1	H	W, 31-22
1938	2-14	A	W, 66-44
1938	2-15	A	L, 46-63
1939	1-30	A	W, 48-32
1939	1-31	A	L, 29-31
1939	2-3	H	W, 47-45
1939	2-4	H	W, 54-33
1940	1-13	A	L, 37-49
1940	1-29	H	W, 55-42
1941	1-11	A	L, 26-35
1941	2-8	A	W, 39-37
1942	1-10	A	L, 41-43
1942	1-24	H	W, 51-40
1943	1-9	A	L, 40-48
1943	1-19	H	W, 61-40
1945	1-15	A	L, 39-47

1945	1-29	H	W, 62-27
1946	1-11	A	W, 54-30
1946	2-8	H	W, 73-31
1947	1-11	A	W, 61-57
1947	2-14	H	W, 64-49
1948	1-31	A	L, 49-53
1948	2-13	H	W, 65-40
1949	1-10	H	W, 64-40
1949	1-29	A	L, 42-48
1950	1-30	A	L, 41-48
1950	2-17	H	W, 68-58
1950	12-15	A	L, 69-94
1951	1-6	H	W, 76-61
1951	12-12	A	L, 54-59
1952	1-14	H	W, 103-78
1952	2-28	N	W, 77-44
1953	1-10	A	W, 75-55

Series Records

1992	1-18	A	W, 83-70	
1992	3-7	H	W, 89-80	
1993	1-13	A	W, 84-76	OT
1993	2-10	H	W, 92-66	
1994	1-26	H	L, 52-66	
1994	2-26	A	L, 66-86	
1995	1-25	A	L, 60-73	
1995	2-8	H	L, 61-67	
1996	1-3	H	L, 64-77	
1996	2-21	A	L, 77-88	
1997	1-4	A	L, 66-69	
1997	1-29	H	L, 60-68	
1998	2-11	A	L, 48-85	
1998	2-28	H	L, 62-63	
1999	1-16	A	L, 53-55	
1999	2-24	H	W, 74-63	
2000	2-2	A	L, 66-68	
2000	2-26	H	W, 71-66	
2001	1-24	A	W, 82-73	
2001	2-24	H	L, 48-55	
2002	1-26	A	L, 61-84	
2002	2-13	H	W, 68-65	OT
2002	3-9	N	L, 51-57	
2003	1-11	H	W, 85-72	
2003	1-25	A	L, 64-67	
2003	3-15	N	L, 61-76	
2004	1-17	H	L, 54-64	
2004	2-25	A	L, 58-84	
2005	1-29	H	W, 69-62	
2005	2-16	A	W, 80-72	
2006	1-18	A	W, 71-57	
2006	2-15	H	W, 72-59	
2007	2-3	A	L, 78-85	
2007	2-17	H	L, 50-56	
2008	1-9	H	L, 39-61	
2008	3-8	A	L, 75-84	
2009	1-21	H	W, 81-57	
2009	2-11	A	W, 97-94	2 OT
2009	3-14	N	L, 57-67	
2010	1-30	A	L, 51-67	
2010	2-20	H	L, 59-60	
2011	2-5	H	L, 57-58	
2011	2-23	A	W, 84-82	
2012	1-25	A	L, 71-76	
2012	2-14	H	W, 69-67	OT
2013	2-2	A	W, 69-68	
2013	2-16	H	W, 80-68	
2014	2-19	H	W, 92-81	
2015	1-31	A	L, 67-73	

LSU at home: LSU leads, 67-35
at Miss. State: Miss. State leads, 59-38
at Neutral Sites: Miss. State leads, 4-3

MISS. VALLEY STATE (2-0)

2006	12-28	H	W, 92-58
2012	11-24	H	W, 75-50

MISSOURI (3-2)

1980	3-14	N	W, 68-63	
2013	1-30	H	W, 73-70	
2013	3-2	A	L, 76-89	
2014	1-21	H	W, 77-71	
2015	1-8	A	L, 67-74	OT

LSU at home: LSU leads, 2-0
at Missouri: Missouri leads, 2-0
at Neutral Sites: LSU leads, 1-0

MONTANA STATE (4-0)

1970	12-28	N	W, 89-77
1976	12-27	H	W, 101-81
1978	12-18	H	W, 99-89
1985	11-22	H	W, 84-59

LSU at home: LSU leads, 3-0
at Neutral Sites: LSU leads, 1-0

MOREHEAD STATE (1-0)

1988	12-28	N	W, 101-88
------	-------	---	-----------

NAVY (0-1)

1985	2-15	N	L, 55-78
------	------	---	----------

NEBRASKA (1-0)

1988	12-30	N	W, 90-87
------	-------	---	----------

NEVADA (1-1)

1973	12-3	A	L, 86-97
1975	12-6	H	W, 94-73

NEW ORLEANS (11-4)

1977	11-28	H	L, 69-73
1978	11-27	A	W, 64-42
1979	12-3	H	W, 104-78
1980	12-18	N	W, 96-66
1983	3-16	H	L, 94-99
1983	11-26	A	W, 67-59
1984	12-21	H	W, 78-64
1986	12-20	H	L, 71-82
2000	12-16	H	W, 84-57
2001	12-18	A	L, 59-60
2002	12-30	H	W, 69-57
2004	1-12	A	W, 68-60
2004	11-24	H	W, 95-79
2005	12-13	H	W, 94-53
2013	11-19	H	W, 81-54

LSU at home: LSU leads, 7-3
at UNC: LSU leads, 4-1

NIAGARA (1-0)

1976	12-8	H	W, 82-68
------	------	---	----------

NICHOLLS (17-1)

1987	12-4	H	W, 86-62
1990	12-29	H	W, 118-76
1991	12-30	H	W, 123-61
1992	12-15	H	W, 75-64
1993	12-4	H	W, 95-90
1996	1-23	H	W, 86-69
1997	11-29	H	W, 72-52
1999	12-23	H	W, 91-74
2000	12-22	H	W, 92-49
2001	12-30	H	W, 71-35
2002	11-22	H	W, 68-24
2005	11-21	H	W, 104-57
2006	11-17	H	W, 96-42
2007	11-28	H	W, 68-41
2008	12-17	H	W, 68-56
2009	12-17	H	W, 63-60
2010	11-16	H	L, 53-62
2011	11-12	H	W, 96-74

NORFOLK STATE (1-0)

2000	11-25	H	W, 90-62
------	-------	---	----------

NORTH CAROLINA (2-10)

1925	2-28	N	L, 21-35
1928	2-24	N	W, 44-38
1955	1-3	H	W, 84-77
1956	1-3	A	L, 69-95
1960	12-5	A	L, 61-77
1963	12-14	H	L, 71-76
1982	12-4	N	L, 43-47
1984	1-29	A	L, 79-90
1985	2-10	H	L, 70-75
1994	1-22	N	L, 65-88
1996	12-18	A	L, 48-67
2009	3-21	N	L, 70-84

LSU at home: UNC leads, 2-1
at UNC: UNC leads, 4-0
at Neutral Sites: UNC leads, 4-1

NORTH CAROLINA A&T (1-1)

1996	11-30	H	W, 74-62
1998	11-25	H	W, 72-59

NC STATE (0-1)

2015	3-19	N	L, 65-66
------	------	---	----------

NORTHERN ARIZONA (2-0)

1987	2-9	H	W, 70-58
1991	12-28	H	W, 159-86

NORTHERN IOWA (0-2)

1987	12-28	N	L, 80-90
2005	12-19	H	L, 50-54

NORTH TEXAS (1-1)

2010	12-22	H	L, 55-75
2011	12-22	A	W, 67-58

NORTHWESTERN (1-3)

1953	12-21	H	W, 79-51
1964	12-20	A	L, 66-83
1965	12-30	N	L, 86-92

2011	11-17	N	L, 82-88
------	-------	---	----------

NORTHWESTERN ST. (18-6)

1916		H	W, 24-23
1917	12-2	A	W, 38-25
1921	1-8	H	W, 29-25
1922	1-20	H	W, 32-15
1922	1-21	H	W, 40-3
1924	1-7	H	L, 18-26
1924	1-8	H	L, 19-33
1925	1-16	A	L, 25-29
1925	1-17	A	W, 35-24
1926	2-12	H	L, 27-35
1926	2-13	H	L, 21-23
1945	2-23	N	W, 44-40
1945	2-24	A	W, 70-34
1956	12-29	N	L, 75-103
1989	12-20	H	W, 73-63
1992	12-29	H	W, 93-79
2001	12-2	H	W, 91-54
2004	12-11	H	W, 83-74
2007	12-15	H	W, 82-58
2008	11-23	H	W, 91-60
2009	12-12	H	W, 73-62
2010	11-12	H	W, 87-78
2012	11-20	H	W, 102-95
2013	11-16	H	W, 88-74

LSU at home: LSU leads, 14-4
at Northwestern State: LSU leads, 3-1
at Neutral Sites: Tied, 1-1

NOTRE DAME (1-0)

1990	12-20	N	W, 87-64
------	-------	---	----------

OAKLAND (MICH) (1-0)

1999	11-26	N	W, 87-80
------	-------	---	----------

OHIO STATE (1-1)

2005	1-15	H	W, 113-101	2OT
2005	1-31	A	L, 76-78	

OKLAHOMA (2-2)

1970	3-17	N	W, 97-94
1987	1-12	N	L, 85-94
1988	1-11	N	W, 84-77
2004	3-17	A	L, 61-70

at Oklahoma: Oklahoma leads, 1-0
at Neutral Sites: LSU leads, 2-1

OKLAHOMA CITY (2-0)

1968	12-28	A	W, 101-85
1976	12-17	H	W, 89-77

OKLAHOMA STATE (2-2)

1993	12-11	N	W, 71-68
1994	12-20	N	L, 67-111
1999	12-30	N	W, 63-53
2007	11-19	N	L, 77-83

OLD DOMINION (0-1)

2014	11-21	N	L, 61-70
------	-------	---	----------

ORAL ROBERTS (4-2)

1977	12-3	A	W, 68-60
1978	12-1	H	W, 91-75
1984	12-1	A	W, 74-71
1985	12-30	H	W, 82-64
1988	11-30	H	L, 96-100
1996	12-21	H	W, 59-58

OREGON (0-2)

1963	12-26	A	L, 57-87
2012	3-13	A	L, 76-96

OREGON STATE (5-1)

1963	12-26	N	L, 57-87
1969	12-4	H	W, 94-72
1969	12-22	A	W, 76-68
2000	12-28	N	W, 78-68
2006	12-17	A	W, 60-53
2007	12-22	H	W, 67-61

LSU at home: LSU leads, 2-0
at Oregon State: LSU leads, 2-0

at Neutral Sites: Tied, 1-1

PACIFIC (1-1)

1973	12-8	H	W, 91-77
1976	12-20	A	L, 76-89

PENN STATE (0-1)

1954	3-12	N	L, 70-78
------	------	---	----------

PITTSBURGH (2-2)

1935	4-13	N	W, 41-37
1936	1-2	N	L, 47-52
1962	12-27	N	L, 73-96
1969	1-31	H	W, 120-79

PRAIRIE VIEW (3-0)

1996	12-23	H	W, 96-56
1998	12-16	H	W, 84-62
2002	12-17	H	W, 75-49

PURDUE (1-1)

1986	3-13	H	W, 94-87	2OT
2003	3-24	N	L, 56-80	

RADFORD (0-1)

1994	12-30	H	L, 72-73
------	-------	---	----------

RHODE ISLAND (0-1)

2014	1-4	H	L, 70-74
------	-----	---	----------

RICE (17-25)

1916	2-23	H	W, 29-21
1916	2-24	H	W, 25-17
1921	2-26	A	W, 35-23
1935	1-19	A	L, 4

1980	12-30	H	W, 91-65
1982	12-30	H	W, 67-66

SAINT JOSEPH (PA) (1-1)

1949	12-3	A	L, 59-61
2013	11-28	N	W, 82-65

SAINT LOUIS (1-3)

1952	12-30	N	W, 70-67
1956	1-5	H	L, 79-110
1956	12-15	A	L, 52-86
1995	11-24	N	L, 70-79

SAINT PETERS (2-0)

1974	12-27	H	W, 113-101
1981	12-9	H	W, 71-55

SAM HOUSTON STATE (1-0)

1999	12-18	H	W, 85-67
2014	12-13	H	W, 76-67

SAMFORD (3-1)

1973	12-20	H	W, 73-60
1976	12-6	H	W, 100-89
1996	12-3	H	L, 50-53
2006	12-29	H	W, 60-45

SAN FRANCISCO (1-0)

2014	3-19	A	W, 71-63
------	------	---	----------

SANTA CLARA (1-0)

1950	12-26	A	W, 59-52
------	-------	---	----------

SAVANNAH STATE (1-0)

2015	1-3	H	W, 75-59
------	-----	---	----------

SEATTLE (0-1)

1963	12-30	N	L, 84-92
------	-------	---	----------

SETON HALL (1-0)

2012	11-29	H	W, 72-67
------	-------	---	----------

SEWANEE (6-0)

1927	1-8	H	W, 26-23
1933	1-20	A	W, 50-30
1933	1-21	A	W, 57-45
1934	1-5	H	W, 80-20
1934	1-6	H	W, 60-9
1939	3-2	N	W, 55-35

SOUTHERN METHODIST (2-3)

1962	12-13	A	L, 68-83
1963	12-5	H	W, 66-62
1964	12-12	A	L, 75-98
1965	12-10	H	W, 91-88
2014	3-24	A	L, 67-80

SOUTH ALABAMA (2-1)

2002	11-24	H	W, 71-62
2010	11-28	A	W, 80-65
2011	11-23	H	L, 75-79

SOUTH CAROLINA (15-15)

1974	12-21	A	L, 64-77
1992	2-19	A	W, 74-56
1993	1-30	H	W, 85-62
1994	2-2	A	W, 77-71
1995	3-1	H	L, 62-69
1996	2-10	A	L, 69-106
1996	3-7	N	L, 76-65
1996	11-27	N	L, 68-74
1997	2-1	H	L, 65-80
1998	1-10	A	L, 53-70
1999	2-17	H	W, 60-58
2000	2-23	A	W, 64-59
2001	1-31	H	L, 56-68
2002	2-20	A	L, 53-66
2003	2-5	H	W, 71-58
2004	1-24	A	L, 55-61
2004	3-12	N	L, 64-85
2005	1-12	H	W, 79-94
2006	2-28	A	W, 64-61
2007	3-3	H	W, 61-52
2008	2-27	A	W, 62-55
2008	3-13	N	L, 73-77

2009	1-14	H	W, 85-68
2010	1-13	A	L, 58-67
2011	2-2	H	L, 56-84
2012	2-18	A	W, 68-58
2013	1-16	H	L, 73-82
2013	2-14	A	W, 64-46
2014	1-11	A	W, 71-68
2015	1-28	H	W, 64-58

LSU at home: LSU leads, 7-5
at South Carolina: LSU leads, 8-6
at Neutral Sites: USC leads, 4-0

SOUTHEAST MISSOURI ST. (1-0)

2000	3-16	N	W, 64-61
------	------	---	----------

SOUTHEASTERN LA. (11-1)

1966	12-1	H	L, 89-89
1985	12-20	H	W, 82-61
1990	11-26	H	W, 117-68
1991	12-17	H	W, 101-64
1992	12-3	H	W, 92-85
1993	12-21	H	W, 96-62
1994	11-25	H	W, 106-80
1999	11-22	H	W, 75-36
2007	11-12	H	W, 72-62
2009	1-3	H	W, 90-61
2009	12-14	H	W, 77-60
2013	11-22	H	W, 89-66

SOUTHERN-BATON ROUGE (9-0)

1985	12-21	H	W, 91-83
1987	12-5	H	W, 98-77
1995	11-29	H	W, 109-100
1997	12-28	H	W, 77-66
2001	11-19	H	W, 97-69
2003	11-21	H	W, 70-59
2005	11-18	H	W, 84-56
2007	11-30	H	W, 88-45
2010	12-27	H	W, 62-41

SOUTHERN CAL (1-6)

1937	12-16	H	L, 38-54
1937	12-17	H	L, 26-50
1950	12-28	A	L, 76-78
1969	12-18	H	L, 99-101
1971	1-2	A	L, 76-80
1974	11-29	A	L, 87-100
1976	12-4	H	W, 87-76

SOUTHERN MISS (5-1)

1931	2-6	H	W, 46-35
1931	2-7	H	W, 47-31
1973	2-19	H	W, 107-79
1989	11-15	H	W, 91-80
2003	12-20	H	W, 65-50
2004	12-18	N	L, 84-88
2014	12-29	H	W, 87-67

SOUTHERN-NEW ORLEANS (1-0)

1997	11-20	H	W, 99-51
------	-------	---	----------

SOUTHWESTERN TENN. (4-0)

1940	2-7	N	W, 61-41
1952	12-8	H	W, 124-33
1955	12-5	H	W, 72-59
1956	12-13	A	W, 91-77

SPRING HILL (17-2)

1917		A	W, 34-24
1920	2-3	H	W, 64-16
1920	2-14	A	W, 38-9
1921	2-1	H	W, 29-24
1921	2-2	H	W, 31-17
1922	2-1	H	W, 27-26
1922	2-2	H	W, 16-15
1923	1-31	H	L, 21-23
1923	2-1	H	W, 36-20
1923	2-28	A	L, 24-26
1923	3-1	A	W, 20-18
1924	2-1	H	W, 40-23
1924	2-2	H	W, 22-13
1924	2-15	A	W, 29-25
1924	2-16	A	W, 32-16
1930	2-10	H	W, 53-17
1930	2-11	H	W, 52-14
1947	12-4	H	W, 72-43
1948	12-13	A	W, 49-48

LSU at home: LSU leads, 11-1

at Spring Hill: LSU leads, 6-1

ST. CHARLES (1-0)

1918	1-11	A	W, 61-17
------	------	---	----------

ST. JOHNS (N.Y.) (1-2)

1949	12-6	N	L, 49-80
1985	12-29	N	L, 62-102
1989	12-29	N	W, 80-70

ST. MARY'S (TEXAS) (1-0)

1957	12-3	H	W, 68-61
------	------	---	----------

STANFORD (2-2)

1965	12-23	A	L, 69-91
1974	11-30	A	L, 80-92
1975	12-27	H	W, 89-95
1992	12-21	N	W, 72-63

SYRACUSE (0-1)

1985	2-16	A	L, 64-76
------	------	---	----------

TAMPA (2-0)

1966	12-3	A	W, 74-72
1967	12-2	H	W, 97-81

TCU (3-1)

1947	12-31	A	W, 52-46
1960	12-17	A	W, 68-62
1961	12-2	H	W, 83-58
1986	11-21	H	L, 74-83

TEMPLE (1-0)

1987	3-17	N	W, 72-62
------	------	---	----------

TENNESSEE (44-63)

1933	2-21	N	W, 55-43
1934	3-3	N	L, 35-42
1943	2-27	N	L, 38-52
1948	2-27	N	L, 48-56
1949	2-21	A	L, 72-81
1950	2-20	H	L, 65-67
1950	3-4	N	L, 79-81
1951	1-15	H	W, 68-61
1952	2-2	A	L, 68-82
1953	1-31	H	W, 95-59
1954	1-16	A	W, 75-62
1955	1-15	H	L, 68-76
1956	1-16	A	L, 82-91
1957	1-14	H	W, 62-61
1957	12-21	N	L, 62-63
1958	1-13	A	L, 53-75
1959	1-12	H	L, 58-65
1960	1-11	A	L, 79-103
1961	1-14	H	W, 72-60
1962	1-13	A	W, 73-61
1963	1-12	H	W, 61-60
1964	1-11	A	L, 58-62
1965	1-11	H	L, 54-58
1965	3-6	A	L, 60-83
1966	1-31	A	L, 59-87
1966	2-14	H	L, 64-74
1967	2-6	H	L, 59-76
1967	3-4	A	L, 60-87
1968	2-5	H	L, 67-87
1968	3-2	A	L, 71-74
1969	1-27	H	L, 68-81
1969	2-24	A	L, 63-87
1970	1-26	H	W, 71-59
1970	2-23	A	L, 87-88
1971	1-25	H	W, 80-70
1971	2-22	A	L, 67-88
1972	1-31	A	W, 63-62
1972	2-28	H	L, 66-78
1973	1-29	H	L, 71-73
1973	2-26	A	W, 78-74
1974	1-28	H	L, 52-57
1974	3-2	A	L, 80-100
1975	1-27	A	L, 79-99
1975	3-1	H	W, 94-87
1976	1-26	H	L, 82-105
1976	2-23	A	L, 71-80
1977	1-15	H	L, 102-108
1977	2-12	A	L, 64-91
1978	1-9	H	W, 121-87
1978	2-6	A	W, 101-86
1979	1-24	H	W, 77-75
1979	1-29	A	W, 84-78
1980	1-19	A	W, 75-74

1980	2-16	H	W, 73-66
1981	1-24	H	W, 80-63
1981	2-21	A	W, 66-65
1982	1-23	A	L, 67-77
1982	2-20	H	L, 53-54
1983	1-10	H	L, 58-59
1983	2-7	A	L, 63-66
1983	3-11	N	L, 71-74
1984	1-10	A	L, 69-70
1984	2-6	H	W, 61-59
1985	1-12	H	W, 75-65
1985	2-14	A	W, 87-82
1986	1-11	A	L, 77-88
1986	2-12	H	W, 75-50
1987	1-8	A	W, 79-78
1987	2-7	H	W, 60-58
1988	1-13	A	W, 52-51
1988	2-13	H	W, 92-73
1989	1-11	A	L, 96-100
1989	2-11	H	W, 122-106
1989	3-10	A	L, 77-95
1990	1-8	H	W, 111-94
1990	2-10	A	W, 119-113
1991	1-22	A	L, 89-92
1991	2-23	H	W, 119-87
1992	1-29	H	W, 97-92
1992	3-13	N	W, 99-89
1993	2-20	A	W, 81-74
1994	2-5	H	W, 84-83
1995	2-4	A	W, 56-52
19			

Series Records

1997	12-17	A	L, 63-69
1998	12-19	H	W, 63-61 OT
2000	3-18	N	W, 72-67
2006	3-25	N	W, 70-60 OT
2006	12-10	N	L, 75-76 OT

LSU at home: LSU leads, 9-2
at Texas: Texas leads, 6-5
at Neutral Sites: LSU leads, 5-3

TEXAS AGM (17-14)

1917		H	W, 24-15
1917		H	W, 30-14
1921	1-25	H	W, 30-28
1921	1-26	H	W, 31-30
1921	2-21	A	W, 24-16
1921	2-22	A	L, 19-49
1941	12-18	H	L, 41-56
1945	12-12	H	W, 51-50
1947	12-29	N	L, 44-45
1948	12-17	H	W, 58-55
1953	12-15	H	W, 77-56
1954	12-13	H	W, 73-61
1955	1-20	A	L, 47-58
1955	12-10	A	L, 59-73
1962	12-21	A	L, 61-67
1971	12-28	N	L, 68-73
1981	2-22	H	W, 67-57
1981	12-7	A	L, 63-68
1982	12-8	N	W, 88-70
1983	12-3	N	W, 75-65
2002	11-30	N	L, 77-79
2006	3-18	N	W, 58-57
2006	12-5	H	W, 64-52
2008	1-5	A	L, 53-79
2008	12-20	N	L, 61-72
2013	1-23	H	W, 58-54
2013	3-6	A	W, 68-57
2014	2-12	A	L, 73-83
2014	2-26	H	W, 68-49
2015	1-17	H	L, 64-67
2015	2-17	A	L, 62-68

LSU at home: LSU leads, 12-2
at Texas AGM: Texas AGM leads, 9-2
at Neutral Sites: AGM leads, 4-3

TEXAS AGM-CORPUS CHRISTI (1-0)

2002	12-14	H	W, 95-60
------	-------	---	----------

TEXAS-EL PASO (2-1)

1981	12-21	H	W, 71-59
1982	12-22	A	W, 51-49
1989	3-17	N	L, 74-85

TEXAS PAN AMERICAN (3-0)

1982	11-30	H	W, 78-67
1983	12-21	H	W, 81-70
1998	11-16	H	W, 75-56

TEXAS SOUTHERN (1-0)

2000	12-8	H	W, 89-57
------	------	---	----------

TEXAS TECH (3-3)

1957	12-16	H	L, 72-79
1958	12-19	A	L, 60-73
1959	12-18	H	L, 65-72
1960	12-16	A	W, 73-69 OT
2013	12-18	A	W, 71-69
2014	11-18	H	W, 69-64 OT

LSU at home: Texas Tech leads, 2-1
at Texas Tech: LSU leads, 2-1

TOWSON UNIVERSITY (1-0)

2001	11-28	H	W, 83-46
------	-------	---	----------

TROY (4-1)

1994	12-6	H	W, 113-78
1996	11-22	H	W, 90-59
1998	12-22	H	W, 74-56
2003	11-26	H	W, 78-69
2008	11-30	H	W, 92-57

TULANE (124-84)

1911	1-26	H	W, 47-7
1911	1-27	H	W, 26-15
1911	2-17	A	W, 27-25

1911	2-18	A	L, 13-15
1913	2-14	A	L, 13-15
1913	2-15	A	L, 20-26
1913	2-28	H	L, 15-16
1913	3-1	H	W, 13-12
1914	2-13	H	L, 14-26
1914	2-14	H	L, 7-10
1914	2-27	A	L, 12-25
1914	2-28	A	L, 8-13
1915	2-19	H	W, 28-17
1915	2-20	H	W, 37-19
1916	2-4	H	L, 21-24
1916	2-5	H	L, 18-22
1916	2-18	A	L, 14-26
1916	2-19	A	W, 19-16
1917	2-9	A	W, 37-20
1917	2-10	A	W, 27-18
1917	2-23	H	W, 46-27
1917	2-24	H	W, 26-20
1920	2-6	A	W, 35-19
1920	2-7	A	W, 29-10
1920	2-27	H	W, 37-12
1920	2-28	H	W, 37-12
1921	2-4	H	W, 42-27
1921	2-5	H	W, 52-24
1921	3-4	A	L, 29-31
1921	3-5	A	W, 27-20
1922	1-27	A	W, 18-15
1922	1-28	A	W, 26-18
1922	2-20	H	L, 23-39
1922	2-21	H	W, 34-19
1923	2-9	H	L, 24-33
1923	2-10	H	L, 18-28
1923	2-16	A	L, 23-40
1923	2-17	A	L, 11-34
1924	2-8	H	L, 21-41
1924	2-9	H	L, 29-38
1924	2-22	A	L, 13-39
1924	2-23	A	L, 26-30
1925	2-6	A	L, 15-42
1925	2-7	A	L, 15-43
1925	2-20	H	L, 24-35
1925	2-21	H	L, 23-26
1926	2-5	H	W, 30-23
1926	2-6	H	L, 23-24
1926	2-19	A	L, 29-32
1926	2-20	A	L, 13-22
1927	2-4	A	L, 20-27
1927	2-5	A	L, 9-36
1927	2-18	H	L, 20-25
1927	2-19	H	L, 20-23
1928	2-3	H	W, 47-13
1928	2-4	H	W, 41-18
1928	2-17	A	W, 36-20
1928	2-18	A	W, 39-25
1929	2-15	A	L, 37-40
1929	2-16	A	W, 28-21
1929	2-22	H	W, 37-35
1929	2-23	H	L, 32-33
1930	2-14	H	W, 35-30
1930	2-15	H	W, 24-15
1930	2-21	A	L, 25-27
1930	2-22	A	L, 27-30
1931	2-13	A	L, 23-38
1931	2-14	A	W, 39-31
1931	2-20	H	W, 49-30
1931	2-21	H	W, 48-27
1932	2-11	H	W, 32-25
1932	2-12	H	W, 34-22
1932	2-19	A	W, 29-26
1932	2-20	A	L, 29-33
1933	2-10	A	L, 31-44
1933	2-11	A	W, 46-28
1933	2-17	H	W, 50-38
1933	2-18	H	W, 51-37
1934	1-19	H	W, 29-25
1934	1-20	H	W, 48-26
1934	2-16	A	W, 43-22
1934	2-17	A	W, 36-21
1935	2-8	A	W, 34-16
1935	2-9	A	W, 35-24
1935	2-22	H	W, 65-20
1935	2-23	H	W, 64-23
1936	2-7	H	W, 52-27
1936	2-8	H	W, 49-26
1936	2-21	A	W, 50-30
1936	2-22	A	W, 46-22
1937	2-5	H	W, 42-31
1937	2-6	H	W, 46-42
1937	2-19	A	W, 37-31
1937	2-20	A	L, 32-52
1938	2-18	A	W, 44-42
1938	2-19	A	W, 31-27
1938	2-25	H	W, 42-31
1938	2-26	H	L, 39-41
1939	2-17	H	W, 36-33

1939	2-18	H	L, 33-36
1939	2-23	A	L, 30-36
1939	2-24	A	W, 41-31
1940	2-15	A	W, 34-31
1940	2-16	A	W, 35-29
1940	2-22	H	W, 42-39
1940	2-23	H	W, 40-39
1940	2-29	N	W, 57-44
1941	2-14	H	L, 44-55
1941	2-15	H	L, 35-39
1941	2-20	A	W, 59-44
1941	2-21	A	W, 40-37
1942	2-12	H	W, 51-46
1942	2-13	H	W, 50-49
1942	2-19	A	W, 48-44
1942	2-20	A	W, 31-21
1943	2-11	A	W, 91-57
1943	2-12	A	W, 59-57
1943	2-19	H	W, 35-34
1943	2-20	H	W, 46-40
1944	2-9	H	L, 42-43
1944	2-10	H	L, 37-38
1944	2-16	A	L, 39-41
1944	2-17	A	L, 44-66
1945	2-1	A	L, 43-45
1945	2-2	A	L, 32-44
1945	2-9	H	W, 50-44
1945	2-10	H	W, 61-55
1946	2-21	H	W, 54-45
1946	2-23	A	W, 52-36
1946	2-28	N	W, 74-29
1946	12-30	A	W, 54-51
1947	1-17	A	L, 38-40
1947	2-21	H	W, 55-40
1947	2-28	N	L, 50-63
1948	1-13	H	L, 42-54
1948	2-20	A	L, 41-50
1949	1-14	A	L, 51-71
1949	2-25	H	L, 45-72
1949	3-5	N	L, 63-72
1950	1-13	H	L, 70-75
1950	2-24	A	L, 71-77
1951	2-10	A	L, 54-69
1951	2-23	H	W, 51-46
1952	1-26	A	L, 67-71
1952	2-9	H	W, 78-66
1953	2-7	H	W, 48-31
1953	3-6	A	W, 53-52
1954	2-6	H	W, 66-47
1954	3-6	A	W, 63-52
1955	2-5	H	L, 57-81
1955	3-4	A	L, 53-82
1956	1-30	H	W, 87-66
1956	3-2	A	L, 68-81
1957	1-18	H	L, 64-66 OT
1957	3-1	A	L, 51-59
1958	1-17	A	W, 69-63
1958	2-28	A	W, 67-63
1959	1-16	H	L, 59-69
1959	2-27	A	L, 65-77
1960	2-25	H	L, 58-72
1960	3-2	A	L, 54-64
1961	1-28	H	W, 86-66
1961	3-2	A	L, 65-68
1962	2-22	H	W, 70-53
1962	3-9	A	L, 69-84
1963	2-12	H	L, 57-59
1963	3-1	A	L, 65-77
1964	1-15	H	W, 83-74
1964	2-28	A	L, 68-80
1965	1-13	H	W, 79-67
1965	2-27	A	W, 77-74
1966	2-2	H	L, 69-82
1966	3-5	A	L, 78-86
1966	12-14	H	W, 93-83
1967	1-12	A	L, 89-99
1968	1-11	A	W, 100-91
1968	2-21	H	W, 99-92
1968	12-14	H	L, 99-101 2 OT
1969	2-10	A	L, 94-110
1969	12-13	A	W, 97-91
1970	2-9	H	W, 127-114
1970	12-16	H	W, 94-79
1971	2-3	A	L, 86-93
1972	1-17	H	W, 76-58
1972	2-9	A	W, 75-71
1973	2-8	A	W, 92-83
1973	2-14	H	W, 73-63
1973	12-19	A	W, 67-60
1973	12-27	H	W, 76-44
1974	12-4	H	W, 80-78
1974	12-18	A	W, 84-82
1975	12-3	A	W, 79-65
1976	11-26	H	W, 94-85
1977	12-7	H	W, 120-88
1977	12-18	A	W, 83-74

1978	12-4	H	W, 109-85
1978	12-9	A	W, 98-88
1979	12-5	N	W, 80-79
1979	12-22	H	W, 95-85
1980	12-6	H	W, 119-81
1980	12-20	N	W, 86-72
1982	3-12	H	L, 72-83
2002	12-28	N	W, 74-62
2003	12-23	H	W, 67-48
2004	11-19	H	W, 83-58
2006	1-3	H	W, 75-58
2006	12-2	A	W, 74-67
2008	1-2	A	L, 63-68

LSU at home: LSU leads, 69-33
at New Orleans: LSU leads, 53-49
at Neutral Sites: Tied, 2-2

TULSA (1-1)

1952	12-2	A	L, 58-84
1953	1-26	H	W, 55-51

U.S. INTERNATIONAL (1-0)

1984	1-16	H
------	------	---

1984 12-28 H W, 103-71

VANDERBILT (52-60)

1923	2-27	N	L, 10-36
1926	1-22	H	W, 24-23
1933	1-23	A	L, 34-54
1933	1-24	A	L, 26-52
1935	2-15	H	W, 56-41
1935	2-16	H	W, 40-31
1941	2-27	N	L, 49-63
1947	1-29	N	W, 62-52
1948	1-17	H	W, 66-54
1949	2-19	A	L, 51-61
1949	3-4	N	W, 60-56
1951	1-20	H	L, 61-69
1951	3-3	N	L, 63-75
1952	1-7	A	L, 47-58
1953	1-5	H	W, 74-61
1954	2-15	A	W, 62-69
1955	2-14	H	W, 66-59
1956	2-11	A	L, 68-107
1957	2-9	H	L, 66-78
1958	2-8	A	L, 60-78
1959	2-7	H	L, 57-72
1960	2-6	A	L, 68-80
1961	2-13	H	W, 65-61
1962	2-12	A	L, 67-70
1963	2-8	H	W, 63-56
1964	2-8	A	L, 64-66
1965	2-8	H	L, 85-36
1965	3-8	A	L, 60-106
1966	1-29	A	L, 66-98
1966	2-26	H	L, 84-102
1967	1-30	A	L, 77-79
1967	3-6	A	L, 66-75
1968	1-29	H	L, 91-99
1968	3-4	A	L, 86-115
1969	1-9	A	L, 92-94
1969	2-17	H	L, 83-85
1969	12-11	H	W, 109-86
1970	2-14	A	W, 99-89
1971	2-13	H	L, 75-81
1971	3-4	A	W, 87-85
1972	1-3	H	L, 73-80
1972	2-19	A	L, 83-104
1973	1-2	H	L, 66-71
1973	2-17	A	L, 72-82
1974	1-12	H	W, 84-81
1974	2-11	A	L, 88-91
1975	1-11	A	L, 82-91
1975	2-10	H	L, 74-83
1976	1-31	A	L, 90-103
1976	2-28	H	W, 89-75
1977	1-24	A	L, 67-68
1977	2-21	H	W, 95-74
1978	1-16	A	W, 77-55
1978	2-13	H	W, 80-73
1979	1-8	A	L, 87-88
1979	2-5	H	W, 92-71
1980	1-2	A	L, 66-77
1980	1-30	H	W, 83-81
1981	1-7	H	W, 77-61
1981	2-4	A	W, 86-81
1982	1-6	A	W, 80-73
1982	2-3	H	W, 78-70
1983	1-3	A	L, 65-67
1983	3-3	H	W, 66-53
1984	1-1	H	W, 73-66
1984	3-3	A	L, 69-74
1985	1-19	A	W, 69-68
1985	2-20	H	W, 64-55
1986	1-18	H	W, 84-67
1986	2-20	A	W, 74-68
1986	12-22	H	L, 61-63
1987	1-31	A	L, 65-86
1988	1-6	A	W, 51-39
1988	2-6	H	W, 94-79
1988	3-11	H	W, 87-80
1989	1-18	H	W, 85-94
1989	2-18	A	L, 74-108
1990	1-16	H	W, 101-72
1990	2-18	A	W, 121-108
1991	1-2	H	W, 87-70
1991	2-2	A	L, 59-63
1992	2-15	A	L, 69-76
1993	2-17	H	L, 66-87
1993	3-13	N	W, 72-62
1994	1-15	A	W, 83-81
1995	1-28	H	L, 58-66
1995	3-9	N	L, 61-85
1996	1-10	A	W, 71-68
1997	1-15	H	L, 62-69
1998	2-25	A	L, 58-80
1999	1-23	H	W, 64-59
2000	1-15	A	L, 62-65

2000	3-10	N	W, 71-60
2001	1-10	H	L, 67-71
2002	2-6	A	L, 63-68
2002	3-7	N	W, 69-62
2003	2-12	H	W, 79-60
2004	2-21	A	L, 54-74
2005	3-5	H	W, 81-69
2006	2-22	A	W, 77-66
2006	3-10	N	W, 92-73
2007	1-24	H	L, 53-64
2008	1-19	A	L, 76-92
2009	3-4	H	L, 67-75
2010	2-13	A	L, 69-77
2011	2-26	H	L, 69-90
2011	3-10	N	L, 50-62
2012	2-8	A	L, 61-76
2013	2-6	H	W, 57-56
2014	1-18	H	W, 81-58
2014	3-6	A	W, 57-51
2015	1-24	A	W, 79-75 OT

LSU at home: LSU leads, 31-19
at Vanderbilt: Vandy leads, 36-15
at Neutral Sites: LSU leads, 6-5

VILLANOVA (2-3)

1952	12-29	N	W, 100-94
1976	12-28	H	L, 68-76
1990	3-15	N	W, 70-63
1990	11-24	N	L, 91-93
2007	12-6	A	L, 67-68

VIRGINIA (0-3)

1981	3-30	N	L, 74-78
2011	1-2	A	L, 50-64
2012	1-2	H	L, 52-57

VIRGINIA TECH (0-1)

1963	12-20	A	L, 64-72
------	-------	---	----------

VMI (1-0)

1956	12-27	N	W, 88-67
------	-------	---	----------

WAKE FOREST (1-0)

1981	12-28	N	W, 70-64
------	-------	---	----------

WASHINGTON (2-3)

1953	3-18	N	L, 69-88
1983	12-1	H	W, 51-48
1985	11-27	A	W, 70-61
2006	12-20	A	L, 72-88
2007	12-29	H	L, 65-73

WASHINGTON & LEE (0-1)

1929	3-1	N	L, 22-32
------	-----	---	----------

WASHINGTON STATE (2-2)

1973	12-1	A	L, 78-80
1977	11-30	H	W, 83-58
2008	12-27	H	W, 64-52
2009	12-22	N	L, 70-72 OT

WEBER STATE (2-1)

1972	12-30	N	W, 82-80
2001	11-23	N	L, 74-75 OT
2014	11-22	N	W, 72-58

WEST VIRGINIA (2-1)

2004	11-27	H	L, 69-84
2005	11-26	A	W, 71-68 OT
2014	12-4	A	W, 74-73

WEST VIRGINIA STATE (1-0)

1986	12-29	N	W, 93-76
------	-------	---	----------

WESTERN KENTUCKY (3-0)

1987	1-24	H	W, 67-62
2009	11-17	H	W, 71-60
2011	11-18	N	W, 76-57

WICHITA STATE (1-4)

1981	3-22	N	W, 96-85
1982	2-21	H	L, 65-66
2006	11-25	H	L, 53-57
2007	12-19	A	L, 47-67
2010	12-18	N	L, 69-7

WINTHROP (1-0)

1993	12-28	H	W, 100-71
------	-------	---	-----------

WISCONSIN (0-4)

1953	12-19	H	L, 66-62
1954	12-18	A	L, 68-107
1967	12-15	N	L, 94-96
2000	3-23	N	L, 48-61

WRIGHT STATE (1-0)

2006	12-27	H	W, 71-45
------	-------	---	----------

WYOMING (3-0)

1968	12-26	N	W, 84-78
1999	11-27	N	W, 103-86
2001	1-3	H	W, 73-69

XAVIER (OHIO) (1-3)

1994	12-28	N	L, 87-93
1980	12-22	H	W, 78-62
2009	1-24	H	L, 70-80
2009	12-29	A	L, 65-89

YALE (0-1)

1969	12-30	N	L, 94-97
------	-------	---	----------

Series Records Vs. Club Teams, Military Squads (Part of LSU record, 1909-1952)

Alexandria AB	(1-3)
Algiers Navy	(1-0)
Atlanta AC	(0-1)
Barksdale AFB	(1-1)
Baton Rouge HS	(1-0)
Bergstrom Field	(1-0)
Bessemer AC	(0-2)
Birmingham AC	(3-4)
Birmingham HS	(1-0)
Birmingham YMCA	(1-0)
Camp Livingston	(1-0)
Camp Polk	(1-0)
Camp Van Dorn	(2-0)
Columbus AC (Ga.)	(0-1)
Consolidated Steel	(1-0)
Corpus Christi	(0-1)
Dixon Academy	(2-0)
DuPont-Ethyl	(1-0)
Gaylords of Bogalusa	(1-0)
Georgia Navy	(1-0)
Gulf Oilers	(1-0)
Gulfport Navy	(1-0)
Hammond Air Base	(1-0)
Harding Field	(2-1)
Houma Navy	(2-0)
Jackson AFB	(1-0)
Keesler Field	(9-3)
LSU ASTU	(2-0)
McGowan-Lyons	(0-1)
Navy (N.O.)	(1-0)
Navy (Pensacola)	(2-0)
Navy Reserve (N.O.)	(1-0)
New Orleans AC	(0-1)
Pensacola Navy	(2-2)
Selman Field	(1-1)
Shreveport AC	(6-0)
St. Paul's (Covington)	(0-1)
St. Stanislaus	(1-2)
Stanocolas	(1-1)

YMCA (B.R.)	(1-0)
YMCA (Houston)	(3-0)
YMCA (Mobile)	(1-1)
YMCA (N.O.)	(4-4)
YMCC	(1-0)
YMGC (N.O.)	(5-0)
YMHA (N.O.)	(1-0)

**2014 - Paradise Jam
U.S. Virgin Islands (1-2)**

Nov. 21 - Old Dominion 70, LSU 61
Nov. 22 - LSU 72, Weber State 58
Nov. 24 - Clemson 64, LSU 61

**2013 - Old Spice Classic
Orlando, Fla (2-1)**

Nov. 28 - LSU 82, Saint Joseph's 65
Nov. 29 - Memphis 76, LSU 69
Dec. 1 - LSU 70, Butler 68 (ot)

**2011 - Charleston Classic
Charleston, S.C. (2-1)**

Nov. 17 - Northwestern 88, LSU 82
Nov. 18 - LSU 76, Western Kentucky 57
Nov. 20 - LSU 59, Georgia Tech 50

**2009 - Pre-Season NIT
Baton Rouge, New York City (2-2)**

Nov. 16 - LSU 56, Indiana State 45
Nov. 17 - LSU 71, Western Kentucky 60
Nov. 25 - Connecticut 81, LSU 55
Nov. 27 - Arizona State 71, LSU 52

**2008 - LSU Invitational
Baton Rouge (4-0)**

Nov. 20 - LSU 77, Alcorn State 45
Nov. 23 - LSU 91, Northwestern State 60
Nov. 28 - LSU 64, Centenary 58
Nov. 30 - LSU 92, Troy 57

**2007 - EA Sports Maui Classic
Lahaina, Maui, Hawaii (1-2)**

Nov. 19 - Oklahoma State 83, LSU 77
Nov. 20 - LSU 82, Chaminade 78
Nov. 21 - Arizona State 87, LSU 84 (ot)

**2006 - Hispanic College Funds Classic
Baton Rouge, La. (3-0)**

Dec. 27 - LSU 71, Wright State 45
Dec. 28 - LSU 92, Miss. Valley State 58
Dec. 29 - LSU 60, Samford 45

**2005 - Las Vegas Holiday Classic
Baton Rouge, Las Vegas (1-2)**

Dec. 19 - Northern Iowa 54, LSU 50
Dec. 22 - LSU 75, UA-Monticello 48
Dec. 23 - Cincinnati 75, LSU 72

**2004 - LSU Louisiana Classic
Baton Rouge (2-0)**

Nov. 19 - LSU 83, Tulane 58
Nov. 21 - LSU 83, Louisiana-Lafayette 69

**2002 - Hispanic College Funds Classic
Baton Rouge (2-0)**

Nov. 22 - LSU 68, Nicholls State 24
Nov. 24 - LSU 71, South Alabama 62

**2001 - Hilo Thanksgiving Classic
Hilo, Hawaii (2-1)**

Nov. 23 - Weber State 75, LSU 74 (ot)
Nov. 24 - LSU 64, Hawaii-Hilo 62
Nov. 25 - LSU 84, Mercer 54

**1999 - Hawaii Pacific Classic
Honolulu, Hawaii (3-0)**

Nov. 26 - LSU 87, Oakland 80
Nov. 27 - LSU 103, Wyoming 86
Nov. 28 - LSU 95, Fresno State 85

**1996 - Maui Classic
Lahaina, Maui, Hawaii (1-2)**

Nov. 25 - Kansas 82, LSU 53
Nov. 26 - LSU 70, Iowa 60
Nov. 27 - South Carolina 74, LSU 68

**1995 - Hawaii Tipoff Classic
Honolulu, Hawaii (0-2)**

Nov. 24 - Saint Louis 79, LSU 70
Nov. 26 - Dayton 86, LSU 73

**1992 - Maui Invitational
Lahaina, Maui, Hawaii (1-2)**

Dec. 21 - LSU 72, Stanford 63
Dec. 22 - Duke 96, LSU 76
Dec. 23 - Memphis 70, LSU 68

**1989 - Preseason NIT
Baton Rouge (1-1)**

Nov. 15 - LSU 91, Southern Miss 80
Nov. 17 - Kansas 89, LSU 83

**1988 - Chaminade Classic
Honolulu, Hawaii (3-0)**

Dec. 28 - LSU 101, Morehead State 88

Dec. 29 - LSU 94, Chaminade 79
Dec. 30 - LSU 90, Nebraska 87

**1987 - UNLV/Bud Light Classic
Las Vegas, Nev. (0-2)**

Dec. 28 - Northern Iowa 90, LSU 80
Dec. 29 - UNLV 78, LSU 59

**1987 - LSU Invitational
Baton Rouge (2-0)**

Dec. 4 - LSU 86, Nicholls State 62
Dec. 5 - LSU 98, Southern 77

**1986 - LSU Invitational
Baton Rouge (1-1)**

Dec. 19 - LSU 77, Hardin-Simmons 71
Dec. 20 - New Orleans 82, UNO 71

**1986 - BYU-Hawaii Tournament
Honolulu, Hawaii (3-0)**

Dec. 29 - LSU 93, West Virginia State 76
Dec. 30 - LSU 117, Illinois-Chicago 84
Dec. 31 - LSU 85, BYU-Hawaii 70

**1985 - LSU Invitational
Baton Rouge (2-0)**

Dec. 20 - LSU 82, Southeastern La. 61
Dec. 21 - LSU 91, Southern 83

**1985 - Hawaii BYU Tourney
Honolulu, Hawaii (4-0)**

Nov. 30 - LSU 89, BYU-Hawaii 71
Dec. 1 - LSU 101, Hawaii Pacific 89
Dec. 2 - LSU 77, Hawaii-Loa 68
Dec. 3 - LSU 70, Hawaii-Hilo 61

**1982 - Hawaii Tipoff Tournament
Honolulu, Hawaii (2-1)**

Nov. 26 - LSU 75, Chaminade 62
Nov. 27 - LSU 98, Hawaii Pacific 76
Nov. 28 - Hawaii 68, LSU 66

**1981 - Sugar Bowl Classic
New Orleans (1-1)**

Dec. 28 - LSU 70, Wake Forest 64
Dec. 29 - Houston 73, LSU 69

**1980 - Great Alaskan Shootout
Anchorage, Alaska (2-1)**

Nov. 28 - LSU 79, Colgate 61
Nov. 29 - Arkansas 86, LSU 76
Nov. 30 - LSU 76, Georgetown 67

**1975 - Louisiana Classic
Baton Rouge (2-0)**

Nov. 28 - LSU 109, CCNY 73
Nov. 29 - LSU 85, California 68

**1974 - Carolina Classic
Columbia, S.C. (1-1)**

Dec. 20 - LSU 105, Duke 95
Dec. 21 - South Carolina 77, LSU 64

**1972 - Big Blue Classic
Logan, Utah (1-1)**

Dec. 29 - Utah State 104, LSU 83
Dec. 30 - LSU 82, Weber State 80

**1971 - Astro-Bluebonnet Classic
Houston, Texas (0-2)**

Dec. 27 - Houston 100, LSU 66
Dec. 28 - Texas A&M 73, LSU 68

LSU has won
14 tournament
titles, the last
the 2008 LSU
Invitational



Pete Maravich

**1970 - All-College Tournament
Oklahoma City, Okla. (2-1)**

Dec. 26 - LSU 91, DePaul 72
Dec. 28 - LSU 89, Montana State 77
Dec. 30 - Utah State 97, LSU 81

**1969 - Rainbow Classic
Honolulu, Hawaii (2-1)**

Dec. 27 - LSU 88, SUB PAC 80
Dec. 29 - LSU 80, St. John's 70
Dec. 30 - Yale 97, LSU 94

**1968 - All-College Tournament
Oklahoma City, Okla. (3-0)**

Dec. 26 - LSU 84, Wyoming 78
Dec. 28 - LSU 101, Oklahoma City 85
Dec. 30 - LSU 94, Duquesne 91

**1967 - Milwaukee Classic
Milwaukee, Wisc. (0-2)**

Dec. 15 - Wisconsin 96, LSU 94
Dec. 16 - Florida State 130, LSU 100

**1966 - Poinsettia Classic
Greenville, S. C. (0-2)**

Dec. 29 - Clemson 92, LSU 82
Dec. 30 - Rice 88, LSU 69

**1965 - Los Angeles Classic
Los Angeles, Calif. (0-3)**

Dec. 27 - UCLA 95, LSU 89
Dec. 29 - St. John's 102, LSU 62
Dec. 30 - Northwestern 92, LSU 86

**1964 - All-College Tournament
Oklahoma City, Okla. (1-2)**

Dec. 28 - Xavier (Ohio) 93, LSU 87
Dec. 29 - LSU 79, Rice 63
Dec. 30 - Creighton 93, LSU 79

**1964 - Evansville Tournament
Evansville, Ind. (1-1)**

Dec. 18 - LSU 88, Denver 82
Dec. 19 - Evansville 93, LSU 73

**1963 - Far West Classic
Portland, Ore. (1-2)**

Dec. 26 - Oregon State 87, LSU 57
Dec. 28 - LSU 92, Iowa 81
Dec. 30 - Seattle 92, LSU 84

**1963 - VPI Tournament
Blacksburg, Va. (0-2)**

Dec. 20 - Va. Tech 72, LSU 64
Dec. 21 - Maryland 75, LSU 65

**1962 - Hurricane Classic
Miami, Fla. (1-1)**

Dec. 27 - Pittsburgh 96, LSU 73
Dec. 28 - LSU 55, Cornell 48

**1961 - Sugar Bowl Classic
New Orleans, La. (1-1)**

Dec. 29 - LSU 84, Louisville 70
Dec. 30 - Miss. State 73, LSU 51

1961 - Birmingham Classic
Birmingham, Ala. (1-1)
Dec. 15 - Auburn 67, LSU 50
Dec. 16 - LSU 72, Alabama 63

1960 - Poinsettia Classic
Greenville, S.C. (0-2)
Dec. - Furman 56, LSU 55 (3ot)
Dec. - BYU 67, LSU 57

1959 - Gator Bowl Tournament
Jacksonville, Fla. (0-2)
Dec. 29 - Georgia 79, LSU 67
Dec. 30 - Jacksonville 72, LSU 63

1958 - Gator Bowl Tournament
Jacksonville, Fla. (2-0)
Dec. 29 - LSU 63, Georgia 60

Dec. 30 - LSU 69, Ole Miss 55

1957 - Carousel Invitational
Charlotte, N. C. (1-2)
Dec. 19 - LSU 80, Lafayette 72
Dec. 20 - Alabama 60, LSU 50
Dec. 21 - Tennessee 63, LSU 62

1956 - Louisiana Invitational
Shreveport, La. (1-2)
Dec. 27 - LSU 88, VMI 67
Dec. 28 - Centenary 83, LSU 75
Dec. 29 - Northwestern State 103, LSU 75


1955 - Gator Bowl Tournament
Jacksonville, Fla. (1-1)
Dec. 28 - Clemson 100, LSU 95
Dec. 29 - LSU 91, Georgia 86

1953 - Sugar Bowl Classic
New Orleans, La. (1-1)
Dec. 28 - LSU 65, Fordham 49
Dec. 29 - Holy Cross 66, LSU 56

1952 - Sugar Bowl Classic
New Orleans, La. (2-0)
Dec. 29 - LSU 100, Villanova 94
Dec. 30 - LSU 70, Saint Louis 67

1950 - San Antonio Invitational
San Antonio, Texas (1-1)
Dec. 22 - Texas 68, LSU 55
Dec. 23 LSU 64, Alabama 58

1947 - Fort Worth Collegiate
Fort Worth, Texas (2-1)
Dec. 29 - Texas A&M 45, LSU 44
Dec. 30 - LSU 62, Hardin-Simmons 46
Dec. 31 - LSU 52, TCU 46



Chris Jackson was All-Tourney in 1988 Chaminade Classic, won by LSU.



Glen Davis helped LSU to the 2006 Hispanic College Funds Classic.

RECORD FROM IN-SEASON TOURNAMENT LOCATIONS

All-College Tournament - Oklahoma City	6-3	Hilo Thanksgiving Classic - Hilo, Hawaii	2-1
Big Blue Classic - Logan, Utah	1-1	Hispanic College Funds Classic - Baton Rouge	5-0
Birmingham Classic - Birmingham, Ala.	1-1	Hurricane Classic - Miami	1-1
Bluebonnet Classic - Houston, Texas	0-2	Las Vegas Classic - Las Vegas, Nev.	1-4
BYU-Hawaii events - Honolulu, Hawaii	7-0	Los Angeles Classic - Los Angeles	0-3
Carolina Classic - Columbia, S.C.	1-1	Louisiana Invitational - Shreveport	1-2
Carousel Invitational - Charlotte, N.C.	1-2	LSU Invitational/Classic - Baton Rouge	13-1
Chaminade Classic - Honolulu, Hawaii	3-0	Maui Classic - Lahaina, Maui	3-6
Charleston Classic - Charleston, S.C.	2-1	Milwaukee Classic - Milwaukee	0-2
Evansville Tournament - Evansville, Ind.	1-1	Old Spice Classic - Orlando, Fla.	2-1
Far West Classic - Portland, Ore.	1-2	Paradise Jam - V.S. Virgin Islands	1-2
Fort Worth Collegiate - Fort Worth, Texas	2-1	Poinsettia Classic - Greenville, S.C.	0-4
Gator Bowl Invitational - Jacksonville, Fla.	3-3	Pre-Season NIT - Baton Rouge/NYC	3-4
Great Alaskan Shootout - Fairbanks, Alaska	2-1	San Antonio Invitational - San Antonio, Texas	1-1
Hawaii Pacific Classic - Honolulu, Hawaii	3-0	Sugar Bowl Classic - New Orleans	5-3
University of Hawaii events - Honolulu Hawaii	4-4	VPI Tournament - Blacksburg, Va.	0-2

Records vs. Conferences

Southeastern Conference

Record vs. SEC: 687-711

Alabama	68-103
Arkansas	27-32
Auburn	84-66
Florida	62-43
Georgia	62-44
Kentucky	25-85
Ole Miss	119-87
Mississippi State	108-97
Missouri	3-2
South Carolina	15-15
Tennessee	44-63
Texas A&M	17-14
Vanderbilt	51-60

America Athletic Conference

LSU Record vs. AAC: 138-105

Cincinnati	0-1
Connecticut	1-3
Houston	6-10
Memphis	2-4
SMU	2-3
Temple	2-0
Tulane	124-83
Tulsa	1-1

America East Conference

LSU Record vs. AE: 2-0

Maine	1-0
Maryland-Baltimore County	1-0

Atlantic 10 Conference

LSU Record vs. Atlantic 10: 6-8

Duquesne	1-0
Dayton	0-2
Fordham	1-0
George Mason	1-0
Massachusetts	1-1
Rhode Island	0-1
St. Joseph's (Pa.)	1-1
Saint Louis	1-3

Atlantic Coast Conference

LSU Record vs. ACC: 37-52

Clemson	3-3
Duke	2-5
Florida State	3-2
Georgia Tech	21-14
Louisville	1-8
Miami (Fla.)	1-3
North Carolina	2-10
Notre Dame	1-0
Pittsburgh	2-2
Syracuse	0-1
Virginia	0-3
Virginia Tech	0-1
Wake Forest	1-0

Atlantic Sun Conference

LSU Record vs. AS: 2-1

Campbell	2-0
Jacksonville	0-1

Big 12 Conference

LSU Record vs. Big 12: 38-28

Baylor	3-4
Kansas	1-3
Oklahoma	3-1
Oklahoma State	2-2
Texas	19-11
TCU	3-1
Texas Tech	3-3
West Virginia	4-3

Big East Conference

LSU Record vs. Big East: 15-15

SEC Record in 2014: 3-5

Butler	2-0
Creighton	0-1
DePaul	3-3

Georgetown	4-2
Marquette	1-2
St. John's	1-2
Seton Hall	1-0
Villanova	2-2
Xavier	1-3

Big Sky Conference

LSU Record vs. Big Sky: 9-0

Montana State	4-0
Northern Arizona	2-0
Weber State	3-0

Big South Conference

LSU Record vs. Big South: 2-3

Coastal Carolina	0-2
Gardner-Webb	1-0
Radford	0-1
Winthrop	1-0

Big Ten Conference

LSU Record vs. Big 10: 9-23

Illinois	0-2
Indiana	0-5
Iowa	2-1
Maryland	2-2
Michigan	0-2
Michigan State	0-1
Nebraska	1-0
Northwestern	1-3
Ohio State	1-1
Penn State	0-1
Purdue	1-1
Rutgers	1-0
Wisconsin	0-4

Big West Conference

LSU Record vs. Big West: 5-2

Cal State Fullerton	1-0
UC-Irvine	2-0
UC Santa Barbara	1-0
Hawaii	0-1
Pacific	1-1

Colonial Athletic Association

LSU Record vs. Colonial: 7-0

Charleston	1-0
Delaware	1-0
Wilmington	4-0
Towson	1-0

Conference USA

LSU Record vs. CUSA: 43-31

Louisiana Tech	10-1
Middle Tennessee	1-0
North Texas	1-1
Old Dominion	0-1
Rice	17-25
Southern Miss	6-1
UAB	3-1
UTEP	2-1
Western Kentucky	3-0

Horizon League

LSU Record vs. Horizon: 4-0

Cleveland State	1-0
Illinois-Chicago	1-0
Oakland	1-0
Wright State	1-0

Ivy Group

LSU Record vs. Ivy: 3-1

Cornell	3-0
Yale	0-1

Metro Atlantic Conference

LSU Record vs. Metro Atl.: 8-3

Canisius	0-2
Iona	3-1
Marist	2-0
Niagara	1-0
St. Peter's	2-0

Mid-American Conference

LSU Record vs. Mid-America: 1-1

Ball State	0-1
Central Michigan	1-0

Mid-Eastern Athletic Conference

LSU Record vs. MEAC: 3-2

Coppin State	0-1
Delaware State	1-0
Howard	1-0
Norfolk State	1-0
North Carolina A&T	1-1
Savannah State	1-0

Missouri Valley Conference

LSU Record vs. MVC: 4-7

Drake	1-0
Evansville	0-1
Loyola (Ill.)	2-0
Northern Iowa	0-2
Wichita State	1-4

Mountain West Conference

LSU Record vs. MW: 10-9

Boise State	1-1
Fresno State	1-2
Nevada	1-1
UNLV	3-3
Utah State	1-2
Wyoming	3-0

Northeast Conference

LSU Record vs. Northeast: 5-1

Central Connecticut State	1-0
Farleigh Dickinson	1-0
Long Island	0-1
Robert Morris	1-0
St. Francis (N.Y.)	1-0
St. Francis (Pa.)	1-0

Ohio Valley Conference

LSU Record vs. OVC: 11-1

Belmont	1-0
Morehead State	1-0
Samford	3-1
Southeast Missouri State	1-0
Tennessee-Martin	4-0
Tennessee State	1-0

Pacific 12 Conference

LSU Record vs. Pac-12: 18-27

Arizona	3-3
Arizona State	0-1
California	2-1
Oregon	0-1
Oregon State	5-1
Southern California	1-6
Stanford	2-2
UCLA	0-7
Utah	1-3
Washington	2-3
Washington State	2-2

Patriot League

LSU Record vs. Patriot: 8-3

Army	1-1
Boston University	2-0
Colgate	2-0
Holy Cross	1-1
Lafayette	2-0
Navy	0-1

Southern Conference

LSU Record vs. Southern: 8-2

Chattanooga	1-0
Furman	0-1
Mercer	3-0
Samford	3-1
VMI	1-0

Southland Conference

LSU Record vs. Southland: 87-13

Houston Baptist	1-0
Lamar	3-1
McNeese State	23-0
New Orleans	11-4
Nicholls State	17-1
Northwestern State	18-6
Sam Houston State	2-0
Southeastern Louisiana	11-1
Texas A&M Corpus Christi	1-0

Southwestern Athletic Conference

LSU Record vs. SWAC: 22-1

Alcorn State	2-0
Grambling State	3-0
Jackson State	3-1
Mississippi Valley State	2-0
Prairie View	3-0
Southern	8-0
Texas Southern	1-0

Summit League

LSU Record vs. Summit: 4-2

Oral Roberts	4-2
--------------	-----

Sun Belt Conference

LSU Record vs. Sun Belt: 51-3

Appalachian State	1-0
Arkansas State	2-1
Georgia State	1-0
Louisiana-Lafayette	36-10
Louisiana-Monroe	5-0
South Alabama	2-1
Troy	4-1

West Coast Conference

LSU Record vs. WCC: 5-1

BYU	1-1
Loyola Marymount	2-0
Santa Clara	1-0
Pacific	1-1

Western Athletic Conference

LSU Record in WAC: 4-0

San Francisco	1-0
Texas-Pan American	3-0

20 NCAA Tournament Appearances

1953 1954 1979 1980 1981 1984 1985 1986
1987 1988 1989 1990 1991 1992 1993 2000
2003 2005 2006 2009 2015

1953 NCAA Tournament

Coach Harry Rabenhorst • LSU #7

East Regional - Raleigh, N. C.
 March 13 - LSU 89, Lebanon Valley 76 (Regional Semifinals)
 March 14 - LSU 81, Holy Cross 73 (Regional Finals)
 Final Four - Kansas City, Mo.
 March 17 - #1 Indiana 80, LSU 67 (National Semifinals)
 March 18 - #4 Washington 88, LSU 69 (National 3rd Place Game)

1954 NCAA Tournament

Coach Harry Rabenhorst • LSU #8

East Regional - Iowa City, Iowa
 March 12 - Penn State 78, LSU 70 (Regional Semifinals)
 March 13 - #2 Indiana 73, LSU 62 (Regional Third Place Game)

1979 NCAA Tournament

Coach Dale Brown • LSU #9/#7

Midwest Regional - Bloomington, Ind.
 March 10 - LSU 71, Appalachian State 57 (Second Round)
 Midwest Regional - Indianapolis, Ind.
 March 16 - #3 Michigan State 87, LSU 71 (Regional Semifinals)

1980 NCAA Tournament

Coach Dale Brown • LSU #3

Midwest Regional - Denton, Texas
 March 9 - LSU 98, Alcorn State 88 (Second Round)
 Midwest Regional - Houston, Texas
 March 14 - LSU 68, #16 Missouri 63 (Regional Semifinals)
 March 16 - Louisville 86, #3 LSU 66 (Regional Finals)

1981 NCAA Tournament

Coach Dale Brown • LSU #4

Midwest Regional - Austin, Texas
 March 14 - LSU 100, Lamar 78 (Second Round)
 Midwest Regional - New Orleans, La.
 March 20 - LSU 72, #20 Arkansas 56 (Regional Semifinals)
 March 22 - LSU 96, Wichita State 85 (Regional Finals)
 NCAA Final Four - Philadelphia, Pa.
 March 28 - #9 Indiana 67, LSU 49 (National Semifinals)
 March 30 - #5 Virginia 78, LSU 74 (National Third Place Game)

1984 NCAA Tournament

Coach Dale Brown • LSU NR

West Regional - Salt Lake City, Utah
 March 15 - Dayton 74, LSU 66 (First Round)

1985 NCAA Tournament

Coach Dale Brown • LSU #20

Southeast Regional - Dayton, Ohio
 March 15 - Navy 78, LSU 55 (First Round)

1986 NCAA Tournament

Coach Dale Brown • LSU NR

Southeast Regional - Baton Rouge, La.
 March 13 - LSU 94, Purdue 87 (2 ot) (First Round)
 March 15 - LSU 83, #12 Memphis State 81 (Second Round)
 Southeast Regional - Atlanta, Ga.
 March 20 - LSU 70, #6 Georgia Tech 64 (Regional Semifinals)
 March 22 - LSU 59, #3 Kentucky 57 (Regional Finals)
 NCAA Final Four - Dallas, Texas
 March 29 - #7 Louisville 88, LSU 77 (National Semifinals)

1987 NCAA Tournament

Coach Dale Brown • LSU NR

Midwest Regional - Chicago, Ill.
 March 13 - LSU 85, Georgia Tech 79 (First Round)
 March 15 - LSU 72, #8 Temple 62 (Second Round)
 Midwest Regional - Cincinnati, Ohio
 March 20 - LSU 63, #5 DePaul 58 (Regional Semifinals)
 March 22 - #3 Indiana 77, LSU 76 (Regional Finals)

1988 NCAA Tournament

Coach Dale Brown • LSU NR

East Regional - Hartford, Conn.
 March 18 - Georgetown 66, LSU 63 (First Round)

1989 NCAA Tournament

Coach Dale Brown • LSU NR

West Regional - Tucson, Ariz.
 March 17 - Texas-El Paso 85, LSU 74 (First Round)

1990 NCAA Tournament

Coach Dale Brown • LSU #19

Southeast Regional - Knoxville, Tenn.
 March 15 - LSU 70, Villanova 63 (First Round)
 March 17 - Georgia Tech 94, LSU 91 (Second Round)

1991 NCAA Tournament

Coach Dale Brown • LSU #22

Midwest Regional - Minneapolis, Minn.
 March 14 - Connecticut 79, LSU 62 (First Round)

1992 NCAA Tournament

Coach Dale Brown • LSU #25

West Regional - Boise, Idaho
 March 19 - LSU 94, Brigham Young 83 (First Round)
 March 21 - #5 Indiana 89, LSU 79 (Second Round)

1993 NCAA Tournament

Coach Dale Brown • LSU NR

Midwest Regional - Chicago, Ill.
 March 18 - California 66, LSU 64 (First Round)

2000 NCAA Tournament

Coach John Brady • LSU #10

West Regional - Salt Lake City
 March 16 - LSU 64, SE Missouri St. 61
 March 18 - LSU 72, #15 Texas 67
 West Regional - Albuquerque, N.M.
 March 23 - Wisconsin 61, LSU 48

2003 NCAA Tournament**Coach John Brady • LSU NR**

First Round - Birmingham, Ala.

March 21 - Purdue 80, LSU 56

2005 NCAA Tournament**Coach John Brady • LSU NR**

First Round - Boise, Idaho

March 17 - UAB 82, LSU 68

2006 NCAA Tournament**Coach John Brady • LSU #19**

First and Second Round - Jacksonville, Fla.

March 16 - LSU 80, Iona 64

March 18 - LSU 58, Texas A&M 57

Regional Round - Atlanta, Ga.

March 23 - LSU 62, #1 Duke 54

March 25 - LSU 70, #9 Texas 60 (ot)

NCAA Final Four - Indianapolis, Ind.

April 1 - #17 UCLA 59, LSU 45

2009 NCAA Tournament**Coach Trent Johnson • LSU #21**

First and Second Round -- Greensboro, N. C.

March 19 - LSU 75, Butler 71

March 21 - North Carolina 84, LSU 70

2015 NCAA Tournament**Coach Johnny Jones * LSU NR**

Second Round -- Pittsburgh, Pa.

March 19 - NC State 66, LSU 65

7 NIT Appearances

1970	1982	1983	2002	2004
2012	2014			

1970**National Invitation Tournament****Coach Press Maravich • LSU NR**

Madison Square Garden - New York, New York

March 15 - LSU 83, Georgetown 82 (First Round)

March 17 - LSU 97, Oklahoma 94 (Quarterfinals)

March 19 - #8 Marquette 101, LSU 79 (Semifinals)

March 21 - Army 75, LSU 68 (Third Place Game)

1982**National Invitation Tournament****Coach Dale Brown • LSU NR**

First Round - Baton Rouge, La.

March 12 - Tulane 83, LSU 72

1983**National Invitation Tournament****Coach Dale Brown • LSU NR**

First Round - Baton Rouge, La.

March 16 - New Orleans 99, LSU 94 (ot)

2002**National Invitation Tournament****Coach John Brady • LSU NR**

First Round - Iowa City, Iowa

March 13 - LSU 63, Iowa 61

Second Round - Baton Rouge, La.

March 19 - Ball State 75, LSU 65

2004**National Invitation Tournament****Coach John Brady • LSU NR**

First Round - Norman, Okla.

March 17 - Oklahoma 70, LSU 61

2012**National Invitation Tournament****Coach Trent Johnson • LSU NR**

First Round - Eugene, Ore.

March 18 - Oregon 96, LSU 76

2014**National Invitation Tournament****Coach Johnny Jones • LSU NR**

First Round - San Francisco, Calif.

March 19 - LSU 71, San Francisco 63

Second Round - Dallas, Texas

March 24 - SMU 80, LSU 67

**The 1953 LSU Heroes Return**

The most recent reunion of NCAA Final Four teams at LSU brought back the group that will always be known as the first - the 1953 LSU Tigers, who were back in 2013 for a reminder to LSU fans about their magical journey to college basketball's pinnacle now 60-plus years ago.

Eight members of the team returned to campus and were honored with a Tipoff Club function prior to a hero's welcome on the floor of the Maravich Center.

Kenny Bridges, Ned Clark, Bob Freshley, Don Loughmiller, Benny McArdle, Bob Pettit, Charlie Roberts and Don Sebastien were back.

The 1953 team coached by Harry Rabenhorst won the Southeastern Conference that year and advanced to the national semifinals. It wasn't known as "The Final Four" yet, just the semifinal

game of a national tournament. But the memories are still there of a magical time for these players.

Pettit would go on to legendary status at LSU and the NBA and he would have his number retired by LSU. But the 1953 season for the LSU Tigers was the story of a team that had a cast of players who could all contribute.

Their return visit in 2013, 20 years from the last time they were all together for an LSU basketball weekend, gave us a look back at a magical journey in the 1950s era of LSU and college basketball.

LSU NCAA Final Four Teams

1953 – 22-3, SEC CHAMPIONS

Coach Harry Rabenhorst
 Assistant Coach Don Chaney
 Manager Fred Poerschke
 Don Belcher
 P. Brayman
 Kenny Bridges

Ned Clark
 Bob Freshley
 Leslie Jones
 Bill Lee
 Don Loughmiller
 Norman Magee

Darrell McArdle
 James McNeilly
 Bob Pettit
 Charley Roberts
 Darrell Schultz

1981 NCAA Final Four Tigers

31-5 SEC CHAMPIONS

Coach Dale Brown
 Associate Coach Ron Abernathy
 Assistant Coach Rick Huckabay
 Assistant Coach Jordy Hultberg
 Trainer Dr. Martin Broussard
 Manager Stan Harris
 Mark Alcorn

J. Brian Bergeron
 Tyrone Black
 Howard Carter
 Andy Campbell
 Greg Cook
 Joe Costello
 Matt England

Johnny Jones
 Brian Kistler
 Durand Macklin
 Ethan Martin
 Leonard Mitchell
 Willie Sims
 John Tudor

1986 NCAA Final Four Tigers

26-12

Coach Dale Brown
 Associate Coach Ron Abernathy
 Assistant Coach Bo Bahnsen
 Assistant Coach Johnny Jones
 Ricky Blanton
 Oliver Brown

Neboisha Bukumirovich
 Ocie Conley
 Zoran Jovanovich
 Don Redden
 Derrick Taylor
 Jose Vargas

John Williams
 Anthony Wilson
 Edwin Wilson
 Bernard Woodside

2006 NCAA Final Four Tigers

27-9 SEC CHAMPIONS

Coach John Brady
 Associate Head Coach Butch Pierre
 Assistant Coach Nikita Johnson
 Assistant Coach John Treloar
 Administrative Assist. Scott Soprych
 Trainer Shawn Eddy
 Strength Coach Jeff Dillman

Manager Chris Heine
 Manager Jason Reed
 Manager Louis Ruffino
 Glen Davis
 Alex Farrer
 David Fleshman
 Chris Johnson
 Darnell Lazare

Dameon Mason
 Tack Minor
 Darrel Mitchell
 Tasmin Mitchell
 Magnum Rolle
 Garrett Temple
 Tyrus Thomas
 Ben Voogd

LSU Players Who Have Participated in Three or More NCAA Tournaments

FOUR

Ricky Blanton	1985-86-88-89
Oliver Brown	1984-85-86-87
Neboisha Bukumirovich	1985-86-87-88
Geert Hammink	1989-91-92-93
Vernel Singleton	1989-90-91-92
Jose Vargas	1985-86-87-88
Anthony Wilson	1984-85-86-87
Bernard Woodside	1985-86-87-88

THREE

Harold Boudreaux	1990-91-92
Brian Bergeron	1979-80-81
Andy Campbell	1979-80-81
Greg Cook	1979-80-81
Mike Hansen	1991-92-93
Rich Krajewski	1989-90-91
Ethan Martin	1979-80-81
Darrel Mitchell	2003-05-06
Shaquille O'Neal	1990-91-92
Wayne Sims	1989-90-91
Willie Sims	1979-80-81
Derrick Taylor	1984-85-86
Maurice Williamson	1990-92-93
Nikita Wilson	1984-85-87

LSU In The Postseason



The Tigers practice at the RCA Dome prior to the 2006 NCAA Final Four.

SEC Final Four Appearances

	APPEARANCES	COACHES
Kentucky	17	Adolph Rupp (6), John Calipari (4), Joe Hall (3), Rick Pitino (3), Tubby Smith (1),
Florida	5	Lon Kruger (1), Billy Donovan (4)
LSU	4	Dale Brown (2), Harry Rabenhorst (1), John Brady (1)
Arkansas	2	Nolan Richardson (2)
Georgia	1	Hugh Durham (1)
Miss. State	1	Richard Williams (1)

SEC in NCAA

	SWEET 16	ELITE 8	FF	NCAA TITLES
Alabama	7	1	0	0
Arkansas	14	8	6	1
Auburn	4	1	0	0
Florida	9	8	5	2
Georgia	2	1	1	0
Kentucky	44	34	17	8
LSU	9	6	4	0
Ole Miss	1	0	0	0
Miss. State	3	1	1	0
South Carolina	3	0	0	0
Tennessee	7	1	0	0
Vanderbilt	6	1	0	0

TEAM	RECORD	LAST PLAYED	LAST PLAYED	TEAM	RECORD
UAB	0-1	2005	Marquette	0-1	1970
Alcorn State	1-0	1980	Memphis	1-1	1986
Appalachian St.	1-0	1979	Michigan State	1-0	1979
Arkansas	1-0	1981	Missouri	1-0	1980
Army	0-1	1970	Navy	0-1	1985
Ball State	0-1	2002	NC State	0-1	2015
Brigham Young	1-0	1992	New Orleans	0-1	1983
Butler	1-0	2009	North Carolina	0-1	2009
California	0-1	1993	Oklahoma	1-1	2004
Connecticut	0-1	1991	Penn State	0-1	1954
Dayton	0-1	1984	Purdue	1-1	2003
DePaul	1-0	1987	San Francisco	0-1	2014
Duke	1-0	2006	SE Mo. State	1-0	2000
Georgetown	1-0	1970	SMU	0-1	2014
Georgia Tech	2-1	1990	Temple	1-0	1987
Holy Cross	1-0	1953	Texas	2-0	2006
Indiana	0-5	1992	Texas A&M	1-0	2006
Iona	1-0	2006	Tulane	0-1	1982
Iowa	1-0	2002	UCLA	0-1	2006
Kentucky	1-0	1986	UTEP	0-1	1989
Lamar	1-0	1981	Villanova	1-0	1990
Lebanon Valley	1-0	1953	Virginia	0-1	1981
Louisville	0-2	1986	Washington	0-1	1953
			Wichita State	1-0	1981
			Wisconsin	0-1	2000

LSU vs. All NCAA/NIT Opponents

CITY	RECORD	LAST PLAYED	LAST CITY	RECORD	PLAYED
Albuquerque, N. M.	0-1	2000	Indianapolis, Ind.	0-2	2006
Atlanta, Ga.	4-0	2006	Iowa City, Iowa	1-2	2002
Austin, Texas	1-0	1981	Jacksonville, Fla.	2-0	2006
Baton Rouge, La.	2-3	2002	Kansas City, Mo.	0-2	1953
Birmingham, Ala.	0-1	2003	Knoxville, Tenn.	1-1	1990
Boise, id.	1-2	2005	Minneapolis, Minn.	0-1	1991
Chicago, Ill.	2-1	1993	New Orleans, La.	2-0	1981
Cincinnati, Ohio	1-1	1987	New York, N.Y.	2-2	1970
Dallas, Texas	0-2	2014	Norman, Okla.	0-1	2004
Dayton, Ohio	0-1	1985	Philadelphia, Pa.	0-2	1981
Denton, Texas	1-0	1980	Pittsburgh, Pa.	0-1	2015
Eugene, Ore.	0-1	2012	Raleigh, N.C.	2-0	1953
Greensboro, N. C.	1-1	2009	San Francisco	1-0	2014
Hartford, Conn.	0-1	1988	Salt Lake City	2-1	2000
Houston, Texas	1-1	1980	Tucson, Ariz.	0-1	1989

LSU Record at NCAA/NIT Sites

SEC IN POSTSEASON TOURNAMENTS

NCAA TOURNAMENT

SCHOOL	APP.	W - L	PCT.
Kentucky	53	116-47	.712
Arkansas	29	40-29	.580
Missouri	26	22-26	.458
LSU	20	24-23	.511
Tennessee	20	19-21	.475
Alabama	19	18-19	.486
Florida	17	39-15	.722
Vanderbilt	13	10-14	.417
Texas A&M	12	9-13	.409
Miss. State	10	11-10	.524
Auburn	8	12-8	.600
Georgia	8	5-8	.385
South Carolina	8	4-9	.308
Ole Miss	7	4-7	.364

National Invitation Tournament

SCHOOL	APP.	W - L	PCT.
Tennessee	13	13-13	.500
Alabama	12	23-15	.605
Georgia	12	12-12	.500
South Carolina	11	21-9	.700
Vanderbilt	11	18-10	.642
Ole Miss	11	13-11	.542
Kentucky	9	13-7	.650
Florida	9	11-11	.500
Miss. State	8	7-8	.467
Missouri	8	2-8	.200
LSU	7	4-8	.333
Texas A&M	6	6-6	.500
Auburn	6	4-6	.400
Arkansas	3	5-4	.571

LSU Coaches Post-Season Apearances

	TOTAL	NCAA	NIT
Dale Brown	15	13	2
John Brady	6	4	2
Johnny Jones	2	1	1
Harry Rabenhorst	2	2	0
Trent Johnson	2	1	1
Press Maravich	1	0	1

LSU in the Associated Press Poll

YEAR	PS	1	2	3	4	5	6	7	8	9	10	11	12	13	14	15	16	17	18	19	DATES
1952-53		10	8	17	11	14	14	11	10	8	6	6	5	7	5						Dec. 16-March 24
1953-54		10	5	14	18	16	12	14	17	17	13	12	7	8	14						Dec. 8-March 23
1969-70			15																		Dec. 9-March 10
1978-79	14	11	12	11	10	7	7	5	9	9	9	8	6	5	8	9	7				Nov. 28-March 13
1979-80	7	6	6	7	5	4	6	14	11	10	7	6	5	5	3						Dec. 4-March 4
1980-81	12	15	11	10	10	10	9	6	5	4	4	4	4	2	3	4					Dec. 2-March 10
1981-82	17																				Dec. 1-March 9
1983-84	11	12	9	10	11	9	9	11	15	10	14	20	17								Nov. 29-March 13
1984-85	14	16	13	19	19	18	14									19	20				Nov. 27-March 12
1985-86	14	12	11	11	9	9	8	8	14	14	17										Nov. 26-March 11
1988-89													19		20						Nov. 22-March 14
1989-90	2	9	9	9	8	9	11	14	13	16	14	11	9	12	15	16	19				Nov. 27-March 13
1990-91	14	20	18	12	10	15	14	20	20	16	14	19	20	19	18	16	22				Nov. 27-March 12
1991-92	6	9	16	25								22	20			23	23	25			Nov. 25-March 16
1993-94					25																Nov. 22-March 14
1999-00									21	24			22	25	16	15	12	10	10		Nov. 16-March 14
2002-03								24	21		23										Nov. 19-March 18
2003-04															24						Nov. 25-March 16
2005-06				25										24		25	24	21	18	19	Nov. 15-March 14
2006-07	5	7	6	10	9	12	12	17	14	13	16	21									Nov. 14-March 13
2008-09															23	18	12	20	21		Nov. 10-March 16

Wins Against Teams Ranked Top Three in AP Poll

No.1

LSU 95, No. 1 Kentucky 94 (ot) - Baton Rouge - Feb. 11, 1978
 LSU 66, No. 1 Arizona 65 - Baton Rouge - Dec. 21, 2002
 No. 19 LSU 62, No. 1 Duke 54 - Atlanta, Ga. - March 23, 2006

No.2

LSU 82, No. 2 Georgetown 80 - New Orleans - Jan. 28, 1989
 No. 18 LSU 92, No. 2 Arizona 82 - Baton Rouge - Dec. 8, 1990

No.3

No. 6 LSU 81, No. 3 Kentucky 67 - Baton Rouge - Jan. 19, 1981
 LSU 59, No. 3 Kentucky 67 - Baton Rouge - Jan. 19, 1981
 LSU 66, No. 3 Florida 56 - Baton Rouge - Feb. 24, 2006

LSU's Record as a Ranked Team in AP Poll

RK	W	L	PCT.
1			
2	2	2	.500
3	3	2	.600
4	13	4	.765
5	14	4	.778
6	12	2	.857
7	14	4	.778
8	10	6	.625
9	21	6	.778
10	20	6	.769
11	23	2	.920
12	16	5	.762
13	6	3	.667
14	23	8	.742
15	9	2	.818
16	10	6	.625
17	9	5	.643
18	8	3	.727
19	13	4	.765
20	9	5	.643
21	5	5	.500
22	2	3	.400
23	5	3	.625
24	4	4	.500
25	6	3	.667
TOTALS	257	97	.72.6%

LSU's Record vs. Ranked Teams in AP Poll

RK	W	L	PCT.
1	3	17	.150
2	3	14	.176
3	3	11	.214
4	0	18	.000
5	6	17	.261
6	5	10	.333
7	5	13	.278
8	4	13	.235
9	4	14	.222
10	3	8	.273
11	5	10	.333
12	1	9	.100
13	2	11	.154
14	3	9	.250
15	2	11	.154
16	7	7	.500
17	2	9	.182
18	5	10	.333
19	2	5	.286
20	4	6	.400
21	0	7	.000
22	5	4	.555
23	0	3	.000
24	2	4	.333
25	0	5	.000
TOTALS	76	245	.23.7%

Highlights of the AP Poll

POLL DEBUT - DEC. 16, 1952

Total Poll Appearances All-Time - 195
 Most Consecutive Polls - 49 (Preseason poll, 1978-79, to preseason poll, 1981-82)
 Total Appearances in AP Final Poll - 12
 Highest Ranking in AP Poll - 2 (Feb. 24, 1981, Preseason poll 1989-90)
 LSU has appeared in 17.6 percent of 1,107 polls from 1949 through the end of 2015.

LSU's record since 1948-49 against teams ranked in top 10 - 36-135 (21.0 percent).
 LSU's record since 1948-49 against teams ranked in AP's top 25 - 76-245 (23.7 percent).
 LSU versus top-ranked teams in the AP poll - 3-17 (15.0 percent).
 LSU when ranked in the AP poll since 1948-49 season has a record of 257-97 (72.6 percent).
 LSU's record when both teams are ranked is 26-39 (40.0 percent).
 LSU was last ranked No. 21 in the final poll of the 2008-09 season, the 18th AP poll of the year.



LSU vs. Top 10 teams in the Associated Press Poll

(since the poll started during the 1948-49 season)

1948-49

Jan. 14	LSU	#8 Tulane	L, 51-71	New Orleans, La.
Feb. 25	LSU	#6 Tulane	L, 45-72	Baton Rouge, La.
March 5	LSU	#7 Tulane	L, 63-72	Louisville, Ky.

1950-51

Jan. 31	LSU	#1 Kentucky	L, 59-81	Baton Rouge, La.
---------	-----	-------------	----------	------------------

1951-52

Jan. 5	LSU	#4 Kentucky	L, 47-57	Lexington, Ky.
March 1	LSU	#1 Kentucky	L, 43-44	Louisville, Ky.

1952-53

March 17	#7 LSU	#1 Indiana	L, 67-80	Kansas City, Mo.
March 18	#7 LSU	#4 Washington	L, 69-88	Kansas City, Mo.

1953-54

Dec. 12	#10 LSU	#5 Kansas	W, 68-63	Baton Rouge, La.
Dec. 28	#14 LSU	#7 Fordham	W, 65-49	New Orleans, La.
March 9	#8 LSU	#1 Kentucky	L, 56-63	Nashville, Tenn.
March 13	#8 LSU	#2 Indiana	L, 62-73	Iowa City, Tenn.

1954-55

Jan. 17	LSU	#1 Kentucky	L, 62-64	Baton Rouge, La.
---------	-----	-------------	----------	------------------

1955-56

Jan. 3	LSU	#5 N. Carolina	L, 69-95	Chapel Hill, N. C.
Jan. 14	LSU	#5 Kentucky	L, 65-107	Lexington, Ky.
Feb. 11	LSU	#4 Vanderbilt	L, 68-107	Nashville, Tenn.
Feb.	LSU	#7 Alabama	L, 59-77	Baton Rouge, La.

1956-57

Jan. 12	LSU	#3 Kentucky	L, 46-51	Baton Rouge, La.
---------	-----	-------------	----------	------------------

1957-58

Jan.	LSU	#9 Kentucky	L, 52-97	Lexington, Ky.
------	-----	-------------	----------	----------------

1958-59

Jan. 10	LSU	#1 Kentucky	L, 61-76	Baton Rouge, La.
Feb. 14	LSU	#4 Auburn	L, 67-115	Auburn, Ala.
Feb. 21	LSU	#5 Miss. State	L, 67-75	Baton Rouge, La.

1959-60

Feb. 8	LSU	#6 Georgia Tech	L, 56-76	Atlanta, Ga.
--------	-----	-----------------	----------	--------------

1960-61

Dec.	LSU	#8 Duke	L, 74-80	Durham, N.C.
Dec.	LSU	#5 N. Carolina	L, 61-77	Chapel Hill, N.C.
Dec.	LSU	#5 Louisville	L, 53-72	Baton Rouge, La.

1961-62

Jan. 12	LSU	#3 Kentucky	L, 63-84	Lexington, Ky.
Feb. 3	LSU	#10 Miss. State	L, 66-87	Starkville, Miss.
Feb. 24	LSU	#5 Miss. State	L, 48-58	Baton Rouge, La.

1962-63

Feb. 9	LSU	#6 Georgia Tech	W, 56-54	Baton Rouge, La.
Feb. 23	LSU	#8 Miss. State	L, 64-99	Baton Rouge, La.

1963-64

Dec. 26	LSU	#9 Oregon State	L, 57-87	Portland, Ore.
Jan. 10	LSU	#2 Kentucky	L, 84-103	Lexington, Ky.
Feb. 15	LSU	#8 Auburn	W, 86-66	Baton Rouge, La.

1964-65

Feb. 8	LSU	#9 Vanderbilt	L, 85-96	Baton Rouge, La.
March 8	LSU	#5 Vanderbilt	L, 60-106	Nashville, Tenn.

1965-66

Jan. 24	LSU	#2 Kentucky	L, 85-111	Lexington, Ky.
Jan. 29	LSU	#4 Vanderbilt	L, 66-98	Nashville, Tenn.
Feb. 26	LSU	#5 Vanderbilt	L, 84-102	Baton Rouge, La.

1966-67

Jan. 30	LSU	#9 Vanderbilt	L, 77-79	Nashville, Tenn.
March 4	LSU	#8 Tennessee	L, 60-87	Knoxville, Tenn.

1967-68

Jan. 27	LSU	#9 Kentucky	L, 95-121	Baton Rouge, La.
Jan. 29	LSU	#7 Vanderbilt	L, 91-99	Baton Rouge, La.
Feb. 3	LSU	#10 Kentucky	L, 96-109	Lexington, Ky.
Feb 5	LSU	#6 Tennessee	L, 67-87	Baton Rouge, La.

1968-69

Jan. 25	LSU	#5 Kentucky	L, 96-108	Baton Rouge, La.
Feb. 22	LSU	#6 Kentucky	L, 89-103	Lexington, Ky.

1969-70

Dec. 23	LSU	#2 UCLA	L, 84-133	Los Angeles, Calif.
Jan. 24	LSU	#2 Kentucky	L, 96-109	Lexington, Ky.
Feb. 21	LSU	#2 Kentucky	L, 105-121	Baton Rouge, La.
March 19	LSU	#8 Marquette	L, 79-101	New York, N. Y.

1970-71

Jan. 2	LSU	#4 S. California	L, 76-80	Los Angeles, Calif.
Jan. 25	LSU	#8 Tennessee	W, 80-70	Baton Rouge, La.

1972-73

Feb. 10	LSU	#6 Alabama	W, 72-70	Baton Rouge, La.
---------	-----	------------	----------	------------------

1973-74

Jan. 12	LSU	#6 Vanderbilt	W, 84-81	Baton Rouge, La.
Jan. 19	LSU	#10 Alabama	L, 79-80	Baton Rouge, La.
Feb. 11	LSU	#5 Vanderbilt	L, 88-91	Nashville, Tenn.
Feb. 18	LSU	#10 Alabama	L, 87-99	Tuscaloosa, Ala.

1974-75

Nov. 29	LSU	#10 S. California	L, 87-100	Los Angeles, Calif.
Jan. 4	LSU	#9 Kentucky	L, 80-115	Lexington, Ky.
Jan. 18	LSU	#7 Alabama	L, 67-93	Tuscaloosa, Ala.
Feb. 3	LSU	#5 Kentucky	L, 76-77	Baton Rouge, La.
Feb. 17	LSU	#7 Alabama	L, 76-80	Baton Rouge, La.

1975-76

Jan. 26	LSU	#10 Tennessee	L, 92-105	Baton Rouge, La.
Feb. 23	LSU	#9 Tennessee	L, 71-80	Knoxville, Tenn.

1976-77

Jan. 8	LSU	#4 Alabama	L, 77-80	Tuscaloosa, Ala.
Jan. 22	LSU	#6 Kentucky	L, 72-87	Lexington, Ky.
Feb. 5	LSU	#8 Alabama	L, 70-77	Baton Rouge, La.
Feb. 19	LSU	#2 Kentucky	L, 76-90	Baton Rouge, La.

1977-78

Dec. 29	LSU	#3 Arkansas	L, 62-67	Baton Rouge, La.
Jan. 14	LSU	#1 Kentucky	L, 76-96	Lexington, Ky.
Feb. 11	LSU	#1 Kentucky	W, 95-94	Baton Rouge, La.

1978-79

Jan. 6	#7 LSU	#9 Kentucky	W, 93-89	Lexington, Ky.
March 16	#7 LSU	#3 Michigan St.	L, 71-87	Indianapolis, Ind.

1979-80

Jan. 20	#14 LSU	#1 DePaul	L, 75-78	Chicago, Ill.
Jan. 28	#11 LSU	#5 Kentucky	W, 65-60	Lexington, Ky.
Feb. 24	#5 LSU	#3 Kentucky	L, 74-76	Baton Rouge, La.
March 1	#5 LSU	#2 Kentucky	W, 80-78	Birmingham, Ala.
March 16	#3 LSU	#2 Louisville	L, 66-86	Houston, Texas

1980-81

Jan. 19	#6 LSU	#3 Kentucky	W, 81-67	Baton Rouge, La.
Jan. 24	#5 LSU	#8 Tennessee	W, 80-63	Baton Rouge, La.
Feb. 21	#4 LSU	#8 Tennessee	W, 66-65	Baton Rouge, La.
March 1	#2 LSU	#9 Kentucky	L, 71-73	Lexington, Ky.
March 28	#4 LSU	#9 Indiana	L, 49-67	Philadelphia, Pa.
March 30	#4 LSU	#5 Virginia	L, 74-78	Philadelphia, Pa.

1981-82

Jan. 25	LSU	#9 Kentucky	L, 65-76	Lexington, Ky.
Feb. 10	LSU	#10 Alabama	W, 73-68	Baton Rouge, La.
Feb. 27	LSU	#7 Kentucky	W, 94-78	Baton Rouge, La.

1982-83

Dec. 20	LSU	#4 UCLA	L, 68-82	Los Angeles, Calif.
Jan. 5	LSU	#3 Kentucky	L, 80-52	Lexington, Ky.
March 5	LSU	#7 Kentucky	W, 74-60	Baton Rouge, La.

1983-84

Dec. 6	#9 LSU	#6 Houston	L, 91-100	Baton Rouge, La.
Jan. 7	#9 LSU	#2 Kentucky	L, 80-96	Baton Rouge, La.
Jan. 29	#10 LSU	#1 N. Carolina	L, 79-90	Chapel Hill, N.C.
March 5	LSU	#3 Kentucky	L, 68-90	Lexington, Ky.

1984-85

Feb. 16	LSU	#8 Syracuse	L, 64-76	Syracuse, N. Y.
---------	-----	-------------	----------	-----------------

1985-86

March 1	LSU	#8 Kentucky	L, 52-54	Baton Rouge, La.
March 1	LSU	#5 Kentucky	L, 57-68	Lexington, Ky.
March 7	LSU	#4 Kentucky	L, 58-61	Lexington, Ky.
March 20	LSU	#6 Georgia Tech	W, 70-64	Atlanta, Ga.
March 22	LSU	#3 Kentucky	W, 59-57	Atlanta, Ga.
March 29	LSU	#7 Louisville	L, 77-88	Dallas, Texas

1986-87

March 8	LSU	#9 Alabama	L, 62-69	Atlanta, Ga.
March 17	LSU	#8 Temple	W, 72-62	Chicago, Ill.
March 20	LSU	#5 DePaul	W, 63-58	Cincinnati, Ohio
March 22	LSU	#3 Indiana	L, 76-77	Cincinnati, Ohio

1987-88

Jan. 11	LSU	#8 Oklahoma	W, 84-77	New Orleans, La.
Jan. 23	LSU	#4 Kentucky	L, 61-76	Baton Rouge, La.
March 12	LSU	#6 Kentucky	L, 80-86	Baton Rouge, La.

1988-89

Dec. 22	LSU	#5 Illinois	L, 100-127	Baton Rouge, La.
Jan. 28	LSU	#2 Georgetown	W, 82-80	New Orleans, La.

1989-90

Jan. 28	#16 LSU	#5 UNLV	W, 107-105	Baton Rouge, La.
---------	---------	---------	------------	------------------

1990-91

Dec. 8	#18 LSU	#2 Arizona	W, 92-82	Baton Rouge, La.
Feb. 5	#19 LSU	#10 Kentucky	W, 107-88	Baton Rouge, La.
Feb. 10	#19 LSU	#6 Duke	L, 70-88	Durham, N. C.

1991-92

Dec. 7	#16 LSU	#3 Arizona	L, 67-87	Tucson, Ariz.
Jan. 14	LSU	#9 Alabama	W, 89-81	Tuscaloosa, Ala.
Feb. 8	#22 LSU	#1 Duke	L, 67-77	Baton Rouge, La.
March 3	#23 LSU	#7 Arkansas	L, 92-106	Fayetteville, Ark.
March 14	#23 LSU	#9 Kentucky	L, 74-80	Birmingham, Ala.
March 21	#25 LSU	#5 Indiana	L, 79-89	Boise, Idaho

1992-93

Dec. 22	LSU	#1 Duke	L, 67-96	Lahaina, Hawaii
Jan. 26	LSU	#4 Kentucky	L, 67-105	Lexington, Ky.
March 13	LSU	#5 Vanderbilt	W, 72-62	Lexington, Ky.
March 14	LSU	#4 Kentucky	L, 65-82	Lexington, Ky.

1993-94

Dec. 18	#25 LSU	#9 UCLA	L, 80-100	Los Angeles, Calif.
Jan. 11	LSU	#4 Arkansas	L, 83-84	Fayetteville, Ark.
Jan. 22	LSU	#4 North Carolina	L, 65-88	New Orleans, La.
March 2	LSU	#1 Arkansas	L, 105-108	Baton Rouge, La.

1994-95

Dec. 17	LSU	#2 UCLA	L, 72-92	Baton Rouge, La.
Jan. 31	LSU	#8 Arkansas	L, 81-105	Fayetteville, Ark.
Feb. 22	LSU	#8 Arkansas	L, 90-92	Baton Rouge, La.
March 4	LSU	#5 Kentucky	L, 80-127	Lexington, Ky.

1995-96

Jan. 16	LSU	#2 Kentucky	L, 97-129	Baton Rouge, La.
---------	-----	-------------	-----------	------------------

1996-97

Nov. 25	LSU	#2 Kansas	L, 53-82	Lahaina, Hawaii
Dec. 15	LSU	#5 Michigan	L, 59-70	Auburn Hills, Mich.
Feb. 12	LSU	#4 Kentucky	L, 48-84	Lexington, Ky.

1997-98

Feb. 4	LSU	#8 Kentucky	L, 61-63	Baton Rouge, La.
--------	-----	-------------	----------	------------------

1998-99

Jan. 30	LSU	#6 Kentucky	L, 62-86	Lexington, Ky.
Feb. 6	LSU	#6 Auburn	L, 54-80	Auburn, Ala.
Feb. 13	LSU	#10 Arizona	L, 71-78	Tucson, Ariz.

1999-00

Jan. 12	LSU	#10 Florida	L, 57-82	Gainesville, Fla.
Jan. 29	LSU	#5 Arizona	W, 86-60	Baton Rouge, La.
Feb. 9	LSU	#9 Auburn	W, 83-68	Baton Rouge, La.

2000-01

Dec. 20	LSU	#1 Arizona	L, 75-88	Tucson, Ariz.
---------	-----	------------	----------	---------------

2001-02

Jan. 16	LSU	#2 Florida	L, 70-102	Gainesville, Fla.
Feb. 2	LSU	#7 Alabama	L, 48-57	Baton Rouge, La.
Feb. 9	LSU	#7 Kentucky	L, 56-68	Baton Rouge, La.

2002-03

Dec. 21	LSU	#1 Arizona	W, 66-65	Baton Rouge, La.
Jan. 11	LSU	#7 Mississippi St.	W, 85-72	Baton Rouge, La.
Jan. 28	LSU	#4 Florida	L, 53-70	Baton Rouge, La.
Feb. 14	LSU	#3 Kentucky	L, 57-68	Lexington, Ky.
March 14	LSU	#7 Florida	W, 65-61	New Orleans, La.

2003-04

Feb. 26	LSU	#7 Miss. State	L, 58-84	Starkville, Miss.
Feb. 29	LSU	#9 Kentucky	L, 64-70	Baton Rouge, La.

2004-05

Jan. 22	LSU	#8 Kentucky	L, 58-89	Lexington, Ky.
March 12	LSU	#7 Kentucky	L, 78-79	Atlanta, Ga.

2005-06

Jan. 7	LSU	#2 Connecticut	L, 76-77	Hartford, Conn.
Feb. 11	LSU	#7 Florida	L, 62-71	Gainesville, Fla.
March 23	#19 LSU	#1 Duke	W, 62-54	Atlanta, Ga.
March 25	#19 LSU	#9 Texas	W, 70-60	Atlanta, Ga.

2006-07

Dec. 5	#9 LSU	#6 Texas A&M	W, 64-52	Baton Rouge, La.
Feb. 24	LSU	#3 Florida	W, 66-56	Baton Rouge, La.

2008-09

March 19	#21 LSU	#1 N. Carolina	L, 70-84	Greensboro, N.C.
----------	---------	----------------	----------	------------------

2009-10

Feb. 6	LSU	#4 Kentucky	L, 55-81	Baton Rouge, La.
--------	-----	-------------	----------	------------------

2011-12

Dec. 19	LSU	#10 Marquette	W, 67-59	Baton Rouge, La.
Jan. 28	LSU	#1 Kentucky	L, 50-74	Baton Rouge, La.
March 9	LSU	#1 Kentucky	L, 51-60	New Orleans, La.

2013-14

March 1	LSU	#1 Florida	L, 61-79	Gainesville, Fla.
---------	-----	------------	----------	-------------------

2014-15

Feb. 10	LSU	#1 Kentucky	L, 69-71	Baton Rouge, La.
---------	-----	-------------	----------	------------------



Tasmin Mitchell, Darrel Mitchell and Ben Voogd celebrate after beating #9 Texas to advance to the Final Four of the 2006 NCAA Tournament.

Year-By-Year Team Statistics

2014-15 -- Record 22-11, 11-7 in the SEC, NIT Second Round

	GM	MIN	FG-FGA	PCT.	3FG-FGA	PCT.	FT-FTA	PCT.	REB-AVG.	PF	A	TO	BLK	STL	PTS-AVG
LSU	33	6750	892-1962	.455	189-558	.339	450-658	.684	1294-39.2	516	516	476	204	240	2423-73.4
Opponents	33	6750	824-2052	.402	185-599	.309	400-604	.662	1219-36.9	584	386	450	123	264	2233-67.7

NOTES -- The Tigers set a school record with five overtime games in this season ... Tigers were 3-2 in overtime, including a double overtime win at home against UGA, when LSU came from nine-points down in the final 2:20 of the first overtime to force the second ... LSU finished in a tie for third in the SEC and advanced to the second round of the NCAA Tournament, its first appearance in the tournament since 2009 ... Coach Johnny Jones became the first LSU coach to take two teams to post-season play in the first three years as head coach ... Jarell Martin and Jordan Mickey both 1st team All-SEC.

2013-14 -- Record 20-14, 9-9 in the SEC, NIT Second Round

	GM	MIN	FG-FGA	PCT.	3FG-FGA	PCT.	FT-FTA	PCT.	REB-AVG.	PF	A	TO	BLK	STL	PTS-AVG
LSU	34	6875	918-2067	.444	231-675	.342	473-707	.669	1334-39.2	635	480	464	199	261	2540-74.7
Opponents	34	6875	833-2010	.414	212-593	.358	545-778	.701	1240-36.5	608	388	433	126	235	2423-71.3

NOTES -- Tigers are back in post-season play for the first time since 2009 when they play in the NIT ... Win opening round game at San Francisco before losing in the second round ... Johnny O'Bryant III 1st team All-SEC ... Jordan Mickey first player since Shaq to block 100 shots in a season.

2012-13 -- Record 19-12, 9-9 in the SEC

	GM	MIN	FG-FGA	PCT.	3FG-FGA	PCT.	FT-FTA	PCT.	REB-AVG.	PF	A	TO	BLK	STL	PTS-AVG
LSU	31	6300	788-1839	.428	234-658	.356	384-614	.625	1150-37.1	584	442	445	119	282	2194-70.8
Opponents	31	6300	751-1782	.421	173-549	.315	463-677	.684	1166-37.6	552	330	470	129	228	2138-69.0

2011-12 -- Record 18-15, 7-9 in the SEC, NIT

	GM	MIN	FG-FGA	PCT.	3FG-FGA	PCT.	FT-FTA	PCT.	REB-AVG.	PF	A	TO	BLK	STL	PTS-AVG
LSU	33	6700	791-1947	.406	173-530	.326	402-582	.691	1217-36.9	592	415	429	128	232	2157-65.4
Opponents	33	6700	745-1775	.420	174-545	.319	455-660	.689	1178-35.7	592	337	483	132	249	2119-64.2

NOTES -- Trent Johnson's final year at the helm of LSU Basketball sees him earn LSU's second post-season bid in his tenure as LSU is invited to the NIT ... LSU lost in the first round to Oregon.

2010-11 -- Record 11-21, 3-13 in the SEC

	GM	MIN	FG-FGA	PCT.	3FG-FGA	PCT.	FT-FTA	PCT.	REB-AVG.	PF	A	TO	BLK	STL	PTS-AVG
LSU	32	6450	692-1731	.400	175-561	.312	432-650	.665	1110-34.7	622	364	461	106	204	1991-62.2
Opponents	32	6450	730-1759	.415	174-531	.328	496-703	.706	1178-36.8	593	297	426	133	234	2130-66.6

2009-10 -- Record 11-20, 2-14 in the SEC

	GM	MIN	FG-FGA	PCT.	3FG-FGA	PCT.	FT-FTA	PCT.	REB-AVG.	PF	A	TO	BLK	STL	PTS-AVG
LSU	31	6225	690-1726	.400	141-492	.287	384-552	.696	1112-35.9	547	352	397	116	190	1905-61.5
Opponents	31	6225	722-1675	.431	204-589	.346	411-618	.665	1082-34.9	534	326	384	123	216	2059-66.4

2008-09 -- Record 27-8, 13-3 in the SEC, SEC Champions, NCAA Tournament

	GM	MIN	FG-FGA	PCT.	3FG-FGA	PCT.	FT-FTA	PCT.	REB-AVG.	PF	A	TO	BLK	STL	PTS-AVG
LSU	35	7050	937-2093	.448	213-572	.372	530-740	.716	1365-39.0	609	529	425	212	267	2617-74.8
Opponents	35	7050	820-2005	.409	188-596	.315	488-705	.692	1185-33.9	633	332	461	111	214	2316-66.2

NOTES -- Trent Johnson's tenure as LSU head coach begins with a bang as LSU runs through the Southeastern Conference, winning the school's 10th SEC championship. Garrett Temple, Tasmin Mitchell, Marcus Thornton, Bo Spencer and Chris Johnson were the starters for this team that won the third most games in a single season in LSU history as the program also celebrated the 100th anniversary of its first basketball game. LSU ran off a streak of 10 SEC victories that culminated with a win at Kentucky to clunch the Southeastern Conference title. LSU beat Butler in the NCAA Tournament before losing to eventual champion North Carolina in the second round.

2007-08 -- Record 13-18, 6-10 in the SEC

	GM	MIN	FG-FGA	PCT.	3FG-FGA	PCT.	FT-FTA	PCT.	REB-AVG.	PF	A	TO	BLK	STL	PTS-AVG
LSU	31	6225	722-1800	.429	201-624	.322	386-521	.741	1108-35.7	520	362	428	196	186	2131-68.7
Opponents	31	6225	795-1884	.422	210-608	.345	345-515	.670	1164-37.5	509	391	415	112	208	2145-69.2

2006-07 -- Record 17-15, 5-11 in the SEC

	GM	MIN	FG-FGA	PCT.	3FG-FGA	PCT.	FT-FTA	PCT.	REB-AVG.	PF	A	TO	BLK	STL	PTS-AVG
LSU	32	6450	800-1774	.451	174-517	.337	403-572	.705	1205-37.7	493	445	452	155	218	2177-68.0
Opponents	32	6450	732-1810	.404	191-585	.326	352-505	.697	1026-32.1	506	322	399	95	217	2007-62.7

2005-06 -- Record 27-9, 14-2 in the SEC, SEC Champions, NCAA Final Four

	GM	MIN	FG-FGA	PCT.	3FG-FGA	PCT.	FT-FTA	PCT.	REB-AVG.	PF	A	TO	BLK	STL	PTS-AVG
LSU	36	7250	972-2092	.465	147-454	.324	542-786	.690	1447-40.2	567	547	555	236	298	2633-73.1
Opponents	36	7250	852-2137	.399	233-677	.344	362-522	.693	1167-32.4	662	385	543	150	233	2299-63.9

NOTES -- LSU returned to the NCAA Final Four for the first time in 20 years in 2006 with a group that included SEC Freshman of the Year Turys Thomas and Player of the Year Glen Davis. Tasmin Mitchell and Garrett Temple were freshman with the group led by point guard Darell Mitchell. The Tigers won the SEC and then defeated Iona, Texas A&M (on a last-minute Mitchell 3), No. 1 Duke and Texas in overtime to advance to the Final Four. In the months after Hurricane Katrina, John Brady's Tigers became Louisiana's team as a group of primarily local kids who grew up together led LSU to one of its greatest seasons.

2004-05 -- Record 20-10, 12-4 in the SEC, SEC Western Division Champions, NCAA Tournament

	GM	MIN	FG-FGA	PCT.	3FG-FGA	PCT.	FT-FTA	PCT.	REB-AVG.	PF	A	TO	BLK	STL	PTS-AVG
LSU	30	6125	776-1690	.459	205-571	.359	500-685	.730	1097-36.6	490	442	405	127	209	2257-75.2
Opponents	30	6125	776-1746	.444	225-593	.379	365-532	.686	963-32.1	572	353	376	81	189	2142-71.4

NOTES -- The first of back-to-back championship seasons as LSU win the West title. The 2005 team featured Freshman of the Year Glen Davis and Player of the Year Brandon Bass. Tigers advanced to the NCAA Tournament, the fourth of five consecutive post-season appearances under John Brady.

Year-By-Year Team Statistics

2003-04 -- Record 18-11, 8-8 in the SEC, NIT

	GM	MIN	FG-FGA	PCT.	3FG-FGA	PCT.	FT-FTA	PCT.	REB-AVG.	PF	A	TO	BLK	STL	PTS-AVG
LSU	29	5800	656-1487	.441	168-500	.336	444-678	.655	1065-36.7	460	346	426	122	176	1924-66.3
Opponents	29	5800	695-1675	.415	172-491	.350	289-446	.648	960-33.1	560	335	358	82	216	1851-63.8

2002-03 -- Record 21-11, 8-8 in the SEC, NCAA Tournament

	GM	MIN	FG-FGA	PCT.	3FG-FGA	PCT.	FT-FTA	PCT.	REB-AVG	PF	A	TO	BLK	STL	PTS-AVG
LSU	32	6400	851-1767	.482	215-571	.377	409-633	.646	1124-35.1	525	515	446	132	255	2326-72.7
Opponents	32	6400	736-1792	.411	204-577	.354	354-524	.676	1048-32.8	592	359	501	78	238	2030-63.4

NOTES -- Team makes a return to the NCAA Tournament for the first time since the 2000 Sweet 16 season.

2001-02 -- Record 19-15, 6-10 in the SEC, NIT Second Round

	GM	MIN	FG-FGA	PCT.	3FG-FGA	PCT.	FT-FTA	PCT.	REB-AVG	PF	A	TO	BLK	S	T	L
PTS-AVG																
LSU	34	6850	850-1860	.457	204-561	.364	420-626	.671	1217-35.8	572	467	517	79	280	2324-68.4	
Opponents	34	6850	797-1913	.417	226-684	.330	356-575	.619	1130-33.2	595	402	511	93	263	2176-64.0	

NOTES -- LSU beat Iowa in Iowa City in the first round of the NIT.

2000-01 -- Record 13-16, 2-14 in the SEC

	GM	MIN	FG-FGA	PCT.	3FG-FGA	PCT.	FT-FTA	PCT.	REB-AVG	PF	A	TO	BLK	S	T	L
PTS-AVG																
LSU	29	5850	720-1624	.443	194-544	.357	435-629	.692	1020-35.2	507	438	454	65	257	2069-71.3	
Opponents	29	5860	717-1643	.436	211-572	.369	334-598	.671	994-34.3	567	405	489	75	225	1979-68.2	

1999-2000 -- Record 28-6, 12-4 in the SEC, SEC Champions, NCAA Sweet 16

	GM	MIN	FG-FGA	PCT.	3FG-FGA	PCT.	FT-FTA	PCT.	REB-AVG	PF	A	TO	BLK	S	T	L
PTS-AVG																
LSU	34	6800	915-1880	.487	196-558	.351	552-858	.643	1373-40.4	549	503	593	180	313	2578-75.8	
Opponents	34	6800	781-2046	.382	233-745	.313	337-531	.635	1100-32.4	743	402	461	60	265	2132-62.7	

NOTES -- LSU wins its first conference title since 1991 and second most games in school history ... Wins conference title on final day, setting off wild celebration in the PMAC as Coach John Brady takes his first team to post-season play ... Team defeats SE Missouri and No. 15 Texas to advance to the Sweet 16.

1998-99 -- Record 12-15, 4-12 in the SEC

	GM	MIN	FG-FGA	PCT.	3FG-FGA	PCT.	FT-FTA	PCT.	REB-AVG	PF	A	TO	BLK	S	T	L
PTS-AVG																
LSU	27	5500	625-1461	.427	154-451	.341	389-605	.643	1071-39.7	497	372	534	102	189	1793-66.4	
Opponents	27	5500	676-1675	.404	177-519	.341	332-493	.673	949-35.1	537	355	384	69	290	1861-68.9	

1997-98 -- Record 9-18, 2-14 in the SEC

	GM	MIN	FG-FGA	PCT.	3FG-FGA	PCT.	FT-FTA	PCT.	REB-AVG	PF	A	TO	BLK	S	T	L
PTS-AVG																
LSU	27	5400	579-1364	.425	140-425	.329	382-592	.645	972-36.0	469	314	487	47	166	1680-62.2	
Opponents	27	5400	655-1546	.424	151-452	.334	304-464	.655	886-32.8	534	315	379	119	246	1765-65.4	

1996-97 -- Record 10-20, 3-13 in the SEC

	GM	MIN	FG-FGA	PCT.	3FG-FGA	PCT.	FT-FTA	PCT.	REB-AVG	PF	A	TO	BLK	STL	PTS-AVG
LSU	30	5550	730-1765	.414	107-375	.285	433-624	.694	1172-39.1	585	415	548	96	221	2000-66.7
Opponents	30	5550	721-1745	.413	221-605	.365	451-675	.667	1066-35.5	562	442	469	88	301	2114-70.5

1995-96 -- Record 12-17, 4-12 in the SEC

	GM	MIN	FG-FGA	PCT.	3FG-FGA	PCT.	FT-FTA	PCT.	REB-AVG	PF	A	TO	BLK	STL	PTS-AVG
LSU	29	5800	809-1911	.423	194-614	.316	453-673	.673	1201-41.4	614	438	481	102	273	2265-78.1
Opponents	29	5800	786-1823	.431	221-646	.342	507-758	.669	1146-39.5	593	482	473	88	238	2300-79.3

1994-95 -- Record 12-15, 6-10 in the SEC

	GM	MIN	FG-FGA	PCT.	3FG-FGA	PCT.	FT-FTA	PCT.	REB-AVG	PF	A	TO	BLK	STL	PTS-AVG
LSU	27	4645	791-1770	.447	185-541	.342	384-572	.671	1103-40.9	637	479	521	120	241	2151-79.7
Opponents	27	4645	718-1666	.431	226-629	.359	529-784	.675	1022-37.9	541	449	486	86	269	2191-81.2

1993-94 -- Record 11-16, 5-11 in the SEC

	GM	MIN	FG-FGA	PCT.	3FG-FGA	PCT.	FT-FTA	PCT.	REB-AVG	PF	A	TO	BLK	STL	PTS-AVG
LSU	27	5450	776-1808	.429	194-564	.326	425-651	.653	1035-38.3	576	371	434	68	271	2161-80.0
Opponents	27	5450	809-1655	.489	164-484	.339	413-671	.616	1982-40.1	543	491	515	119	172	2195-81.3

1992-93 -- Record 22-11, 9-7 in the SEC, NCAA Tournament

	GM	MIN	FG-FGA	PCT.	3FG-FGA	PCT.	FT-FTA	PCT.	REB-AVG	PF	A	TO	BLK	STL	PTS-AVG
LSU	33	6625	944-2155	.438	193-525	.368	516-754	.684	1291-39.1	600	493	486	100	316	2597-78.7
Opponents	33	6625	919-1982	.464	192-595	.323	403-647	.623	1208-36.6	652	530	592	158	237	2433-73.7

NOTES -- The Tigers go to the NCAA Tournament for the final time under Dale Brown, the 10th consecutive year for LSU in the NCAA Tournament ... Geert Hammink averages a double double and makes first team All-SEC ... LSU makes finals of the SEC Tournament.

1991-92 -- Records 21-10, 12-4 in the SEC, NCAA Tournament

	GM	MIN	FG-FGA	PCT.	3FG-FGA	PCT.	FT-FTA	PCT.	REB-AVG	PF	A	TO	BLK	STL	PTS-AVG
LSU	31	6225	1000-2039	.490	187-510	.367	526-820	.642	1308-42.2	574	519	533	206	311	2713-87.5
Opponents	31	6225	869-2064	.421	181-557	.325	435-643	.677	1170-37.7	622	450	535	78	242	2354-75.9

NOTES -- Shaquille O'Neal closes out his career in the second round of the NCAA Tournament in Boise ... Shaquille is later chosen as the No. 1 pick of the NBA draft.

Year-By-Year Team Statistics

1990-91 -- Record 20-10, 13-5 in the SEC, SEC Champions, NCAA Tournament

	GM	MIN	FG-FGA	PCT.	3FG-FGA	PCT.	FT-FTA	PCT.	REB-AVG	PF	A	TO	BLK	STL	PTS-AVG
LSU	30	6000	1010-2040	.495	120-368	.326	573-840	.682	1316-43.9	572	566	538	198	316	2713-90.4
Opponents	30	6000	903-2129	.424	190-537	.354	427-621	.688	1161-38.7	634	479	537	76	260	2423-80.8

NOTES -- LSU wins its fourth SEC championship under Coach Dale Brown ... Shaq is winner of National Player of the Year award.

1989-90 -- Record 23-9, 12-6 in the SEC, NCAA Tournament

	GM	MIN	FG-FGA	PCT.	3FG-FGA	PCT.	FT-FTA	PCT.	REB-AVG	PF	A	TO	BLK	STL	PTS-AVG
LSU	32	6475	1116-2194	.509	153-426	.359	536-804	.667	1457-45.5	661	526	514	225	255	2921-91.3
Opponents	32	6475	901-2222	.405	257-734	.350	561-800	.701	1223-38.2	676	461	471	83	274	2620-81.9

1988-89 -- Record 20-12, 11-7 in the SEC, NCAA Tournament

	GM	MIN	FG-FGA	PCT.	3FG-FGA	PCT.	FT-FTA	PCT.	REB-AVG	PF	A	TO	BLK	STL	PTS-AVG
LSU	32	6450	1115-2303	.484	179-461	.388	557-723	.770	1236-38.6	654	525	436	103	267	2966-92.7
Opponents	32	6450	1096-2263	.484	163-452	.361	506-752	.674	1344-42.0	636	545	519	114	231	2861-89.4

NOTES -- Chris Jackson plays his first year at LSU; Ricky Blanton his last ... Team expected to do nothing after hit with some academic issues in the summer wins 20 games, contends for the league title and gets and NCAA berth.

1987-88 -- Record 16-14, 10-8 in the SEC, NCAA Tournament

	GM	MIN	FG-FGA	PCT.	3FG-FGA	PCT.	FT-FTA	PCT.	REB-AVG	PF	A	TO	BLK	STL	PTS-AVG
LSU	30	6025	798-1732	.461	87-260	.335	430-612	.703	1090-36.0	587	468	440	53	219	2113-70.4
Opponents	30	6025	769-1713	.448	118-356	.331	416-602	.691	1039-34.6	557	400	437	77	173	2072-69.1

1986-87 -- Record 24-15, 8-10 in the SEC, NCAA Elite 8

	GM	MIN	FG-FGA	PCT.	3FG-FGA	PCT.	FT-FTA	PCT.	REB-AVG	PF	A	TO	BLK	STL	PTS-AVG
LSU	39	7900	1047-2261	.463	181-451	.401	510-782	.652	1401-35.9	747	527	602	118	352	2785-71.3
Opponents	39	7900	973-2240	.435	150-385	.390	569-776	.733	1417-36.3	780	418	638	112	256	2658-67.9

NOTES -- LSU falls one game short of making it back-to-back NCAA Final 4 appearances.

1985-86 -- Record 26-12, 9-9 in the SEC, NCAA Final Four

	GM	MIN	FG-FGA	PCT.	FT-FTA	PCT.	REB-AVG	PF	A	TO	BLK	STL	PTS-AVG
LSU	38	7650	1170-2327	.503	537-716	.750	1298-34.2	657	577	549	75	306	2877-75.7
Opponents	38	7650	1113-2257	.493	453-645	.702	1220-32.1	710	560	609	118	241	2679-70.5

NOTES -- LSU's team was a group of Cinderella Tigers that year, seeded 11th, the lowest seed at that time to make the Final Four. It was also the year, LSU played the first two rounds at the Assembly Center, upsetting Purdue and Memphis. Then in the regionals, LSU took down Georgia Tech and Kentucky to advance to the Final Four.

1984-85 -- Record 19-10, 13-5 in the SEC, NCAA Tournament

	GM	MIN	FG-FGA	PCT.	FT-FTA	PCT.	REB-AVG	PF	A	TO	BLK	STL	PTS-AVG
LSU	29	5810	875-1745	.501	379-531	.714	1020-35.2	571	468	444	65	224	2129-73.4
Opponents	29	5810	773-1636	.472	467-634	.737	918-31.3	545	361	447	62	189	2013-69.4

1983-84 -- Record 18-11, 11-7 in the SEC, NCAA Tournament

	GM	MIN	FG-FGA	PCT.	FT-FTA	PCT.	REB-AVG	PF	A	TO	BLK	STL	PTS-AVG
LSU	29	5866	826-1767	.467	508-744	.686	1084-37.4	575	406	465	62	275	2129-74.5
Opponents	29	5866	770-1636	.471	533-747	.714	1079-37.2	655	366	515	82	167	2073-71.5

NOTES -- This is the season that started LSU's longest string of 10 consecutive NCAA Tournaments.

1982-83 -- Record 19-13, 10-8 in the SEC, NIT

	GM	MIN	FG-FGA	PCT.	FT-FTA	PCT.	REB-AVG	PF	A	TO	BLK	STL	PTS-AVG
LSU	32	6475	917-1882	.487	500-753	.664	1190-37.2	663	405	405	80	272	2334-72.9
Opponents	32	6475	858-1848	.464	439-655	.670	1078-33.7	669	400	400	80	175	2155-67.3

1981-82 -- Record 14-14, 11-7 in the SEC, NIT

	GM	MIN	FG-FGA	PCT.	FT-FTA	PCT.	REB-AVG	PF	A	TO	BLK	STL	PTS-AVG
LSU	28	5810	762-1589	.480	377-570	.661	825-29.8	570	302	302	30	209	1901-67.9
Opponents	28	5810	759-1485	.511	378-557	.679	994-35.5	576	389	389	81	125	1896-67.7

1980-81 -- Record 31-5, 17-1 in the SEC, SEC Champions, NCAA Final Four

	GM	MIN	FG-FGA	PCT.	FT-FTA	PCT.	REB-AVG	PF	A	TO	BLK	STL	PTS-AVG
LSU	36	6000	1098-2144	.512	653-944	.692	1323-36.7	727	527	527	52	285	2851-79.2
Opponents	36	6000	971-2060	.471	507-705	.719	1180-32.8	848	467	467	46	244	2449-68.0

NOTES -- LSU wins the first 17 games in league play, records the most wins in school history and advances to the Final Four for the first time since 1953 with a wildly popular team that included Rudy Macklin, Greg "Cookie Man" Cook, Ethan Martin, Leonard Martin, Howard Carter and the introduced sixth man Willie Sims. The team also featured a freshman from DeRidder who is now head coach, Johnny Jones.

1979-80 -- Record 26-6, 14-4 in the SEC, SEC Tournament Champs, NCAA Elite 8

	GM	MIN	FG-FGA	PCT.	FT-FTA	PCT.	REB-AVG	PF	A	TO	BLK	STL	PTS-AVG
LSU	32	6475	1019-2002	.509	489-689	.710	1210-37.8	669	446	446	44	252	2528-79.0
Opponents	32	6475	912-1891	.482	464-678	.684	1053-32.9	669	421	421	42	228	2288-71.5

NOTES -- LSU wins its only

1978-79 -- Record 23-6, 14-4 in the SEC, SEC Champions, NCAA Tournament

	GM	MIN	FG-FGA	PCT.	FT-FTA	PCT.	REB-AVG	PF	A	TO	BLK	STL	PTS-AVG
LSU	29	5810	964-1852	.521	473-705	.671	1226-42.3	697	424	424	42	240	2401-82.8
Opponents	29	5810	820-1812	.453	528-764	.691	1006-34.7	662	325	325	32	216	2168-74.8

NOTES -- LSU advances to the NCAA Tournament for the first time since 1954 and wins the conference title for the first time under Dale Brown ... Also the first conference title since 1954.

1977-78 -- Record 18-9, 12-6 in the SEC

	GM	MIN	FG-FGA	PCT.	FT-FTA	PCT.	REB-AVG	PF	A	TO	BLK	STL	PTS-AVG
LSU	27	5810	899-1867	.480	473-709	.667	1247-46.2	675	335	335	33	227	2271-84.1
Opponents	27	5810	771-1741	.443	496-703	.710	1012-37.5	645	274	274	27	203	2038-75.5

Year-By-Year Team Statistics

1976-77 -- Record 15-12, 8-10 in the SEC

	GM	FG-FGA	PCT.	FT-FTA	PCT.	REB-AVG.	PF	A	PTS-AVG
LSU	27	853-1879	.451	456-655	.696	1228-45.5	638	520	2162-80.1
Opponents	27	839-1865	.449	461-652	.707	1127-41.7	600	468	2139-79.2

1975-76-- Record 12-14, 5-13 in the SEC

	GM	FG-FGA	PCT.	FT-FTA	PCT.	REB-AVG.	PF	A	PTS-AVG
LSU	26	877-1854	.473	392-587	.668	1126-43.3	593	538	2146-82.5
Opponents	26	843-1857	.454	428-632	.677	1146-44.1	576	410	2114-81.3

1974-75 -- Record 10-16, 6-12 in the SEC

	GM	FG-FGA	PCT.	FT-FTA	PCT.	REB-AVG.	PF	A	PTS-AVG
LSU	26	889-1939	.459	392-559	.701	1092-42.0	583	616	2170-83.5
Opponents	26	952-1967	.484	427-587	.729	1226-47.2	578	499	2331-89.7

1973-74 -- Record 12-14, 6-12 in the SEC

	GM	FG-FGA	PCT.	FT-FTA	PCT.	REB-AVG.	PF	A	PTS-AVG
LSU	26	864-1771	.488	401-568	.706	1106-42.5	639	449	2129-81.9
Opponents	26	796-1781	.447	457-664	.710	1140-43.9	462	330	2047-78.7

1972-73 -- Record 14-10, 9-9 in the SEC

	GM	FG-FGA	PCT.	FT-FTA	PCT.	REB-AVG.	PF	A	PTS-AVG
LSU	24	711-1472	.483	398-553	.720	954-39.8	520	336	1820-75.8
Opponents	24	726-1602	.453	360-522	.689	1000-41.7	526	362	1812-75.5

NOTES -- Dale Brown coaches the team for the first of his 25 years. His team surprises many in the SEC and becomes known as "The Hustlers."

1971-72 -- Record 10-16, 6-12 in the SEC

	GM	FG-FGA	PCT.	FT-FTA	PCT.	REB-AVG.	PF	A	PTS-AVG
LSU	26	780-1639	.476	440-660	.667	1113-42.8	554-27	413	2000-76.9
Opponents	26	807-1786	.452	521-728	.716	1152-44.3	496-21	---	2135-82.1

1970-71 -- Record 14-12, 10-8 in the SEC

	GM	FG-FGA	PCT.	FT-FTA	PCT.	REB-AVG.	PF	A	PTS-AVG
LSU	26	897-1725	.520	433-664	.652	1197-46.0	471	440	2227-85.6
Opponents	26	874-1985	.440	441-608	.752	1140-43.8	497	---	2189-84.1

1969-70 -- Record 22-10, 13-5 in the SEC, NIT Semifinalist

	GM	FG-FGA	PCT.	FT-FTA	PCT.	REB-AVG.	PF	A	PTS-AVG
LSU	32	1159-2403	.482	667-917	.727	1691-52.8	660	450	2985-93.3
Opponents	32	1117-2497	.447	626-928	.675	1485-46.4	670	---	2860-89.4

NOTES -- Press Maravich coaches the Tigers to the semifinals of the NIT in NYC During the year, son Pistol "Pete" Maravich becomes Division I's all-time leader scorer. He finishes his career with 3,667 career points and a three-year scoring average of 44.2 points per game.

1968-69 -- Record 13-13, 7-11 in the SEC

	GM	FG-FGA	PCT.	FT-FTA	PCT.	REB-AVG.	PF	A	PTS-AVG
LSU	26	935-1949	.480	446-653	.683	1197-46.0	502	334	2316-89.1
Opponents	26	903-2003	.451	469-671	.699	1326-51.0	503	---	2275-87.5

1967-68 -- Record 14-12, 8-10 in the SEC

	GM	FG-FGA	PCT.	FT-FTA	PCT.	REB-AVG.	PF	A	PTS-AVG
LSU	26	905-1933	.468	498-697	.714	1152-44.3	543	297	2308-88.7
Opponents	26	885-1939	.456	499-715	.697	1346-51.7	522	---	2239-86.1

1966-67 -- Record 3-23, 1-17 in the SEC

	GM	FG-FGA	PCT.	FT-FTA	PCT.	REB-AVG.	PF	A	PTS-AVG
LSU	26	758-1803	.420	419-621	.675	1075-43.3	501	274	1935-74.4
Opponents	26	875-1779	.492	482-668	.722	1262-48.5	469	---	2332-85.9

NOTES -- The Tigers struggle through the first-year of Press Maravich as head coach, but the fans are more excited about freshman games at the "Cow Palace" featuring first-year player Pete Maravich.

1965-66 -- Record 6-20, 2-14 in the SEC

	GM	FG-FGA	PCT.	FT-FTA	PCT.	REB-AVG.	PF	A	PTS-AVG
LSU	26	742-1739	.426	460-655	.702	1116-43.1	576	---	1944-74.7
Opponents	26	823-1858	.442	545-786	.693	1332-51.2	526	---	2194-84.2

1964-65 -- Record 12-14, 7-9 in the SEC

	GM	FG-FGA	PCT.	FT-FTA	PCT.	REB-AVG.	PF	A	PTS-AVG
LSU	26	730-1922	.379	466-672	.693	298-49.9	496	---	1926-74.0
OPPONENT	26	798-1810	.440	492-661	.744	1181-49.2	504	---	2088-80.3

1963-64 -- Record 12-13, 8-6 in the SEC

	GM	FG-FGA	PCT.	FT-FTA	PCT.	REB-AVG.	PF	A	PTS-AVG
LSU	25	687-1643	.418	458-621	.737	1175-47.0	483	---	1832-73.2
Opponents	25	666-1680	.396	476-666	.714	148-45.9	480	---	1811-72.4

1962-63 -- Record 12-12, 5-9 in the SEC

	GM	FG-FGA	PCT.	FT-FTA	PCT.	REB-AVG.	PF	A	PTS-AVG
LSU	24	603-1598	.377	394-557	.707	1131-47.1	402	---	1602-66.7
Opponents	24	596-1547	.386	473-704	.671	1134-47.2	440	---	1678-69.9

1961-62 -- Record 11-14, 6-8 in the SEC

	GM	FG-FGA	PCT.	FT-FTA	PCT.	REB-AVG.	PF	A	PTS-AVG
LSU	24	647-1586	.407	320-522	.613	1130-47.0	540	---	614-67.2
Opponents	24	556-1409	.387	473-704	.671	1105-46.0	403	---	1585-66.0

Year-By-Year Team Statistics

1960-61 -- Record 14-11, 7-7 in the SEC

	GM	FG-FGA	PCT.	FT-FTA	PCT.	REB-AVG.	PTS-AVG
LSU	25	609-1560	.390	385-544	.700	1075-43.0	603-64.1
Opponents	25	600-1574	.370	427-615	.690	1124-44.9	1627-65.0

1959-60 -- Record 14-11, 7-7 in the SEC

	GM	FG-FGA	PCT.	FT-FTA	PCT.	REB-AVG.	PF	PTS-AVG
LSU	23	537-1484	.350	418-622	.650	968-42.0	487	1501-65.2
Opponents	23	556-1409	.410	488-694	.700	1127-44.6	438	1703-74.0

1958-59 -- Record 10-15, 2-12 in the SEC

	GM	FG-FGA	PCT.	FT-FTA	PCT.	REB-AVG.	PF	PTS-AVG
LSU	25	651-1771	.367	381-596	.639		498	1682-67.2
OPPONENT	25	656-1786	.367	486-717	.677		432	1788-71.5

1957-58 -- Record 7-18, 3-11 in the SEC

	GM	FG-FGA	PCT.	FT-FTA	PCT.	REB-AVG.	PF	PTS-AVG
LSU	25	583-1835	.320	412-659	.620	968-38.7	530	1576-63.0
Opponents	25	677-1907	.350	429-741	.540	1306-52.2	477	1848-73.5

1956-57 -- Record 6-19, 1-13 in the SEC

	GM	FG-FGA	PCT.	FT-FTA	PCT.	REB-AVG.	PF	PTS-AVG
LSU	25	637-1863	.340	451-691	.650	1096-43.8	530	576-63.0
Opponents	25	670-1801	.370	603-863	.700	1305-52.2	419	1943-77.7

1955-56 -- Record 7-17, 5-9 in the SEC

	GM	FG-FGA	PCT.	FT-FTA	PCT.	REB-AVG.	PF	PTS-AVG
LSU	24	654-1803	.360	501-759	.660	1100-45.8	534	1809-75.4
Opponents	24	724-1915	.380	565-881	.640	1260-52.5	450	2013-83.9

1954-55 -- Record 6-18, 3-11 in the SEC

	GM	FG-FGA	PCT.	FT-FTA	PCT.	REB-AVG.	PF	PTS-AVG
LSU	24	562-1731	.324	473-724	.653	1115-46.5	462	1601-66.7
Opponents	24	652		498-789	.631		430	1802-75.1

1953-54 -- Record 20-5, 14-0 in the SEC, NCAA Tournament

	GM	FG-FGA	PCT.	FT-FTA	PCT.	PTS-AVG
LSU	25	678-1802	.376	519-742	.699	1875-75.0
Opponents	25	503		514-784	.655	1514-60.5

NOTES -- Tigers won their second consecutive SEC Championship, sharing the title with Kentucky at 14-0 as the teams did not play each other in the regular season in a dispute over a site for the game ... Teams met for the NCAA Tournament bid in a playoff in Nashville ... While Kentucky won, the Wildcats declined the bid and LSU went to the tournament for the second straight year.

1952-53 -- Record 22-3, 13-0 in the SEC, NCAA Final Four

NOTES -- The Tigers didn't lose in the league, despite the loss of one of their stars, Bob Pettit, for a few games in mid-season. LSU, coached by Harry Rabenhorst, was able to easily win the league and advanced through the regional round to its first NCAA Final Four in Kansas City.



Since 1974-75 (Lineups compiled based on most starts and lineups at end of season)

2015

G Keith Hornsby	Jr.	13.4 ppg	4.2 rpg
G Tim Quarterman	So.	11.5 ppg	4.0 apg
G Jaly Patterson	Fr.	6.8 ppg	2.4 rpg
F Jordan Mickey	So.	15.4 ppg	9.9 rpg
F Jarell Martin	So.	16.9 ppg	9.2 rpg

2014

G Anthony Hickey	Jr.	8.4 ppg	3.7 apg
G Andre Stringer	Sr.	11.8 ppg	2.6 apg
F Jarell Martin	Fr.	10.3 ppg	4.6 rpg
F Jordan Mickey	Fr.	12.7 ppg	7.9 rpg
F J. O'Bryant III	Jr.	15.4 ppg	7.7 rpg

2013

G Anthony Hickey	So.	11.2 ppg	3.7 apg
G Andre Stringer	Jr.	10.4 ppg	2.1 apg
G C. Carmouche	Sr.	10.7 ppg	3.6 apg
C Andrew Del Piero	Sr.	4.3 ppg	3.1 rpg
F J. O'Bryant III	So.	13.6 ppg	8.7 rpg

2012

G Anthony Hickey	Fr.	8.9 ppg	3.8 apg
G Andre Stringer	So.	10.1 ppg	2.7 apg
C Justin Hamilton	Jr.	12.9 ppg	7.2 rpg
F Ralston Turner	So.	9.1 ppg	3.0 rpg
F J. O'Bryant III	Fr.	8.5 ppg	6.7 rpg

2011

G Andre Stringer	Fr.	11.2 ppg	2.6 apg
G Ralston Turner	Fr.	12.3 ppg	2.6 rpg
F M. Derenbecker	Fr.	6.5 ppg	2.1 rpg
F Storm Warren	Jr.	7.7 ppg	5.7 rpg
F Malcolm White	Jr.	7.6 ppg	5.1 rpg

2010

G Bo Spencer	So.	14.5 ppg	2.5 rpg
G Chris Bass	So.	2.3 ppg	2.4 rpg
G Aaron Dotson	Fr.	3.2 ppg	1.3 rpg
F Storm Warren	So.	11.8 ppg	7.2 rpg
F Tasmin Mitchell	Sr.	16.8 ppg	9.4 rpg

2009

G M. Thornton	Sr.	21.1 ppg	5.5 rpg
G Bo Spencer	So.	11.4 ppg	2.9 rpg
G Garrett Temple	Sr.	7.1 ppg	4.5 rpg
C Chris Johnson	Sr.	7.7 ppg	7.2 rpg
F Tasmin Mitchell	Jr.	16.4 ppg	7.2 rpg

2008

G M. Thornton	Jr.	19.6 ppg	5.6 rpg
G Garrett Temple	Jr.	6.4 ppg	4.2 rpg
G Terry Martin	Jr.	8.3 ppg	2.5 rpg
F A. Randolph	Fr.	15.6 ppg	8.5 rpg
C Chris Johnson	Jr.	11.6 ppg	6.6 rpg

2007

G Garrett Temple	So.	8.6 ppg	3.7 rpg
G Terry Martin	So.	10.5 ppg	2.8 rpg
F Darnell Lazare	Sr.	7.4 ppg	4.5 rpg
F Tasmin Mitchell	So.	14.5 ppg	5.9 rpg
F Glen Davis	Jr.	17.7 ppg	10.4 rpg

2006

G Darrell Mitchell	Sr.	16.8 ppg	3.7 rpg
G Garrett Temple	Fr.	5.1 ppg	2.6 rpg
F Tasmin Mitchell	Fr.	11.4 ppg	5.6 rpg
F Glen Davis	So.	18.6 ppg	9.7 rpg
F Tyrus Thomas	Fr.	12.3 ppg	9.2 rpg

2005

G Tack Minor	Jr.	10.8 ppg	3.9 rpg
G Antonio Hudson	Jr.	13.1 ppg	3.2 rpg

G Darrell Mitchell	Jr.	13.1 ppg	2.6 rpg
F Brandon Bass	So.	17.3 ppg	9.1 rpg
F Glen Davis	Fr.	13.5 ppg	8.8 rpg

2004

G Xavier Whipple	So.	4.1 ppg	2.4 rpg
G Antonio Hudson	So.	10.2 ppg	3.9 rpg
F Brandon Bass	Fr.	12.8 ppg	7.4 rpg
F Jaime Lloreda	Sr.	16.9 ppg	11.6 rpg
F Regis Koundia	So.	3.9 ppg	3.6 rpg

2003

G Torris Bright	Sr.	11.1 ppg	3.1 rpg
G Collis Temple III	Sr.	10.8 ppg	3.5 rpg
G Antonio Hudson	Fr.	7.5 ppg	2.9 rpg
F Ronald Dupree	Sr.	15.8 ppg	7.8 rpg
F Jaime Lloreda	Jr.	12.3 ppg	9.0 rpg

2002

G Torris Bright	Jr.	13.4 ppg	3.8 rpg
G Jermaine Williams	So.	6.3 ppg	4.6 rpg
G Collis Temple III	Jr.	13.4 ppg	6.0 rpg
F Ronald Dupree	Jr.	16.2 ppg	8.5 rpg
F Brad Bridgewater	Jr.	6.7 ppg	3.9 rpg

2001

G Torris Bright	So.	10.8 ppg	2.8 rpg
G Collis Temple III	So.	14.1 ppg	4.6 rpg
F Ronald Dupree	So.	17.3 ppg	8.8 rpg
F Brian Beshara	Sr.	11.2 ppg	6.0 rpg
F Jermaine Williams	Fr.	7.4 ppg	3.9 rpg

2000

G Torris Bright	Fr.	10.0 ppg	3.7 rpg
G Lamont Roland	Jr.	10.9 ppg	4.6 rpg
F Brian Beshara	Jr.	11.0 ppg	5.1 rpg
F Jabari Smith	Sr.	12.5 ppg	7.0 rpg
F Stomile Swift	So.	16.2 ppg	8.2 rpg

1999

G Maurice Carter	Sr.	17.3 ppg	5.7 rpg
G Willie Anderson	Sr.	7.3 ppg	2.9 rpg
F Brian Beshara	So.	11.0 ppg	5.3 rpg
F Jabari Smith	Jr.	12.7 ppg	9.7 rpg
F Stomile Swift	Fr.	7.6 ppg	4.3 rpg

1998

G Maurice Carter	Jr.	14.4 ppg	3.7 rpg
G Willie Anderson	Jr.	12.9 ppg	3.2 rpg
F DeJuan Colling	Jr.	8.8 ppg	3.7 rpg
F Rogers Washington	Jr.	9.2 ppg	4.1 rpg
F Cedric Carter	Jr.	8.1 ppg	6.1 rpg

1997

G Gene Nabors	So.	5.0 ppg	2.7 rpg
G Maurice Carter	Fr.	9.8 ppg	2.3 rpg
F Duane Spencer	Sr.	15.1 ppg	7.7 rpg
F Rogers Washington	So.	8.4 ppg	4.3 rpg
F Nick Sheppard	So.	7.1 ppg	5.7 rpg

1996

G Gene Nabors	Fr.	5.2 ppg	4.2 rpg
G Ronnie Henderson	Jr.	21.8 ppg	4.7 rpg
F Roman Rubchenko	Sr.	11.2 ppg	6.9 rpg
F Duane Spencer	Jr.	7.9 ppg	5.7 rpg
G Deuce Ford	Jr.	11.5 ppg	5.4 rpg

1995

G Randy Livingston	Fr.	14.0 ppg	4.0 rpg
G Ronnie Henderson	So.	23.3 ppg	5.3 rpg
F Clarence Caesar	Sr.	12.6 ppg	7.0 rpg

F Landers Nolley	Jr.	10.7 ppg	4.7 rpg
F Roman Rubchenko	Jr.	9.8 ppg	5.9 rpg

1994

G Jaime Brandon	Jr.	16.5 ppg	5.7 rpg
G Andre Owens	Sr.	9.0 ppg	1.6 rpg
G Sean Gipson	Sr.	5.7 ppg	5.1 rpg
F Clarence Carter	Jr.	14.6 ppg	6.3 rpg
F Lenear Burns	Sr.	9.3 ppg	5.4 rpg

1993

G Mike Hansen	Sr.	5.9 ppg	1.0 rpg
C Ceert Hammink	Sr.	15.3 ppg	10.2 rpg
G Sean Gipson	Jr.	9.2 ppg	4.9 rpg
F Andre Owens	Jr.	8.1 ppg	1.9 rpg
F Clarence Caesar	Jr.	9.8 ppg	6.2 rpg

1992

G Justin Anderson	Sr.	7.4 ppg	2.5 rpg
G Jamie Brandon	Fr.	10.5 ppg	2.5 rpg
C Shaquille O'Neal	Jr.	24.1 ppg	14.0 rpg
F Vernel Singleton	Sr.	14.3 ppg	6.6 rpg
F Clarence Caesar	So.	11.5 ppg	4.8 rpg

1991

G Mike Hansen	So.	12.7 ppg	2.2 rpg
G T.J. Pugh	Jr.	6.6 ppg	3.7 rpg
G Shawn Griggs	Fr.	8.9 ppg	3.8 rpg
C Shaquille O'Neal	So.	27.6 ppg	14.7 rpg
F Vernel Singleton	Jr.	15.2 ppg	5.9 rpg

1990

G Chris Jackson	So.	27.8 ppg	2.5 rpg
G "Mo" Williamson	So.	12.2 ppg	2.3 rpg
C Shaquille O'Neal	Fr.	13.9 ppg	12.0 rpg
F Wayne Sims	Jr.	7.8 ppg	4.8 rpg
F Stanley Roberts	Fr.	14.1 ppg	9.8 rpg

1989

G Chris Jackson	Fr.	30.2 ppg	3.4 rpg
G Lyle Morton	So.	8.2 ppg	3.2 rpg
F Wayne Sims	So.	13.3 ppg	7.6 rpg
F Vernel Singleton	Fr.	10.8 ppg	7.8 rpg
F Ricky Blanton	Sr.	20.3 ppg	8.2 rpg

1988

G Daryle Joe	So.	11.9 ppg	2.7 rpg
G Fess Irvin	Sr.	3.6 ppg	1.3 rpg
F Ricky Blanton	Jr.	17.0 ppg	8.8 rpg
F Jose Vargas	Sr.	14.5 ppg	8.2 rpg
F Bernard Woodside	Sr.	5.8 ppg	4.2 rpg

1987

G Daryl Joe	Fr.	8.4 ppg	2.9 rpg
G Oliver Brown	Sr.	6.5 ppg	7.3 rpg
F Nikita Wilson	Sr.	15.6 ppg	7.0 rpg
F Bernard Woodside	Jr.	6.9 ppg	4.0 rpg
F Anthony Wilson	Sr.	16.6 ppg	3.6 rpg

1986

G Derrick Taylor	Sr.	13.8 ppg	1.7 rpg
G Don Redden	Sr.	13.0 ppg	4.8 rpg
C Ricky Blanton	So.	6.3 ppg	4.9 rpg
F John Williams	So.	17.8 ppg	8.5 rpg
F Jose Vargas	So.	3.0 ppg	2.5 rpg

1985

G Don Redden	Jr.	9.7 ppg	2.9 rpg
G Derrick Taylor	Jr.	9.1 ppg	1.7 rpg
F Nikita Wilson	So.	15.0 ppg	6.9 rpg
F John Williams	Fr.	13.4 ppg	6.6 rpg

F Jerry Reynolds	Jr.	11.0 ppg	6.1 rpg
------------------	-----	----------	---------

1984

G Derrick Taylor	So.	13.4 ppg	1.7 rpg
G John Tudor	Sr.	8.2 ppg	3.6 rpg
C Leonard Mitchell	Sr.	11.9 ppg	7.3 rpg
F Jerry Reynolds	So.	14.2 ppg	8.2 rpg
F Nikita Wilson	Fr.	6.0 ppg	5.2 rpg

1983

G Johnny Jones	Jr.	6.5 ppg	4.0 rpg
G John Tudor	Jr.	6.7 ppg	3.1 rpg
F Howard Carter	Sr.	17.6 ppg	4.7 rpg
C Leonard Mitchell	Jr.	14.7 ppg	9.1 rpg
F Jerry Reynolds	Fr.	10.6 ppg	6.2 rpg

1982

G Derrick Taylor	So.	13.4 ppg	1.7 rpg
G Johnny Jones	So.	5.0 ppg	1.1 rpg
G John Tudor	So.	2.7 ppg	2.9 rpg
C Leonard Mitchell	So.	13.9 ppg	7.6 rpg
F Howard Carter	Jr.	16.7 ppg	5.6 rpg

1981

G Ethan Martin	Sr.	11.5 ppg	2.9 rpg
G Howard Carter	So.	16.0 ppg	4.1 rpg
C Greg Cook	Sr.	9.2 ppg	5.3 rpg
F Durand Macklin	Sr.	15.9 ppg	9.8 rpg
F Leonard Mitchell	Fr.	10.8 ppg	7.2 rpg

1980

G Ethan Martin	Jr.	11.9 ppg	1.9 rpg
G Howard Carter	Fr.	10.5 ppg	3.4 rpg
C Greg Cook	Jr.	4.4 ppg	5.8 rpg
F Durand Macklin	Jr.	9.2 ppg	9.7 rpg
F DeWayne Scales	Jr.	16.3 ppg	7.9 rpg

1979

G Al Green	Sr.	17.7 ppg	3.4 rpg
G Ethan Martin	So.	9.7 ppg	2.5 rpg
C Lionel Green	Sr.	9.7 ppg	11.1 rpg
F DeWayne Scales	So.	19.4 ppg	9.1 rpg
F Greg Cook	So.	6.3 ppg	6.3 rpg

1978

G Kenny Higgs	Sr.	13.7 ppg	2.2 rpg
G Jordy Hultberg	So.	9.7 ppg	2.1 rpg
C Lionel Green	Jr.	5.2 ppg	7.2 rpg
F Durand Macklin	So.	19.0 ppg	10.6 rpg
F DeWayne Scales	Fr.	12.8 ppg	9.4 rpg

1977

G Kenny Higgs	Jr.	17.7 ppg	3.0 rpg
G Jordy Hultberg	Fr.	12.8 ppg	2.2 rpg
C Greg Cook	Fr.	17.6 ppg	9.2 rpg
F Bob Miller	Sr.	8.9 ppg	2.3 rpg
F Durand Macklin	Fr.	14.8 ppg	11.8 rpg

1976

G Kenny Higgs	So.	22.2 ppg	3.5 rpg
G Donald Newman	Fr.	5.5 ppg	2.3 rpg
C Floyd Bailey	So.	11.5 ppg	8.1 rpg
F Ed LeBlanc	Sr.	10.7 ppg	10.4 rpg
F Lionel Green	Fr.	5.4 ppg	6.3 rpg

1975

G Kenny Higgs	Fr.	21.7 ppg	10.0 rpg
G Mike Darnall	Sr.	6.3 ppg	4.1 rpg
C Ed LeBlanc	Jr.	13.7 ppg	9.9 rpg
F Randy Herring	Sr.	5.6 ppg	3.8 rpg
F Glenn Hansen	Sr.	21.7 ppg	10.0 rpg

1942-43

LSU 101, Camp Livingston 50 (H)

1951-52

LSU 103, Mississippi State 78 (H) - Jan. 14, 1952

1952-53

LSU 124, Southwestern (Tenn.) 33 (H) - Dec. 8, 1952
LSU 100 (#8), Villanova 94 (Sugar Bowl) - Dec. 29, 1952

1953-54

LSU 128, Louisiana College 74 (H) - Dec. 7, 1953
LSU 100, Georgia 53 (H) - Jan. 9, 1954

1955-56

LSU 100, Ole Miss 76 (H) - Feb. 6, 1956

1967-68

Florida State 130, LSU 100 (Milw. Cl.) - Dec. 16, 1967
LSU 111, Mississippi St. 87 (H) - Dec. 22, 1967
LSU 100, Tulane 91 (A) - Jan. 11, 1968
LSU 104, Clemson 81 (H) - Jan. 24, 1968

1968-69

LSU 109, Loyola (N.O.) 82 (A) - Dec. 2, 1968
LSU 101, Oklahoma City 85 (A) - Dec. 28, 1968
LSU 120, Pittsburgh 79 (H) - Jan. 31, 1969

1969-70

LSU 100, Loyola (N.O.) 87 (H) - Dec. 9, 1969
LSU 109, Vanderbilt 86 (H) - Dec. 11, 1969
LSU 111, Clemson 103 (A) - Dec. 20, 1969
LSU 109, Ole Miss 86 (H) - Jan. 31, 1970
LSU 109, Mississippi State 91 (H) - Feb. 2, 1970
Alabama 106, LSU 104 (A) - Feb. 7, 1970
LSU 127, Tulane 114 (H) - Feb. 9, 1970
Kentucky 121 (#2), LSU 105 (H) - Feb. 21, 1970
LSU 103, Ole Miss 90 (A) - Feb. 28, 1970

1970-71

LSU 109, Loyola (N.O.) 103 (A) - Dec. 1, 1970
LSU 106, Auburn 92 (A) - Jan. 9, 1971
LSU 107, Alabama 78 (H) - Feb. 6, 1971
LSU 114, Auburn 94 (H) - Feb. 15, 1971

1971-72

LSU 103, Loyola (N.O.) 85 (H) - Jan. 8, 1972

1972-73

LSU 107, Southern Miss 79 (H) - Feb. 19, 1973

1973-74

LSU 105, Iona 78 (H) - Dec. 22, 1973
LSU 102, Boston University 64 (H) - Dec. 30, 1973
LSU 102, Florida 81 (H) - Feb. 9, 1974

1974-75

LSU 105, Duke 95 (Carolina Classic) - Dec. 20, 1974
LSU 113, St. Peter's 101 (H) - Dec. 27, 1974

1975-76

LSU 109, CCNY 73 (La. Classic) (H) - Nov. 28, 1975
LSU 100, Ole Miss 75 (H) - Jan. 10, 1976

1976-77

LSU 100, Samford 89 (H) - Dec. 6, 1976
LSU 101, Montana State 80 (H) - Dec. 27, 1976
Tennessee 108, LSU 102 (H) - Jan. 15, 1977

1977-78

LSU 120, Tulane 88 (H) - Dec. 7, 1977
LSU 121, Tennessee 87 (H) - Jan. 9, 1978
LSU 101, Tennessee 86 (A) - Feb. 6, 1978
LSU 101, Auburn 85 (OT) (A) - Feb. 20, 1978
LSU 103, Alabama 85 (H) - March 6, 1978

1978-79

LSU 112 (#14), St. Francis 81 (H) - Nov. 24, 1978
LSU 109 (#11), Tulane 85 (H) - Dec. 4, 1978
LSU 100 (#7), Colgate 73 (H) - Dec. 29, 1978

1979-80

LSU 112 (#7), Florida 81 (H) - Dec. 1, 1979
LSU 104 (#7), New Orleans 78 (H) - Dec. 3, 1979
LSU 103 (#6), Maine 81 (H) - Dec. 15, 1979

1980-81

LSU 119 (#15), Tulane 81 (H) - Dec. 6, 1980
LSU 100 (#10), UNC-Wilmington 68 (H) - Dec. 29, 1980
LSU 100 (#4), Lamar 78 (NCAA) (A) - March 14, 1981

1982-83

LSU 115, Cleveland State 77 (H) - Dec. 18, 1982

1983-84

LSU 104 (#11), U.S. Inter. 66 (H) - Jan. 16, 1984

1984-85

LSU 102 (#16), Loyola (IL) 96 (H) - Nov. 28, 1984
LSU 103 (#18), Utah State 71 (H) - Dec. 28, 1984

1985-86

LSU 101 (#12), Hawaii-Pacific 89 (A) - Dec. 1, 1985

1986-87

LSU 117, Illinois-Chicago 84 (N) - Dec. 30, 1986

1988-89

Louisiana Tech 111, LSU 109 (OT) (H) - Dec. 6, 1988
LSU 111, Florida 101 (A) - Dec. 10, 1988
LSU 128, Tennessee-Martin 89 (H) - Dec. 20, 1988
Illinois 127 (#5), LSU 100 (H) - Dec. 22, 1988
LSU 101, Morehead State 88 (N) - Dec. 28, 1988
LSU 104, Auburn 77 (H) - Jan. 7, 1989
LSU 105, Ole Miss 75 (H) - Feb. 1, 1989
LSU 104 (#19), Auburn 91 (A) - Feb. 8, 1989
LSU 122 (#19), Tennessee 106 (H) - Feb. 11, 1989
Ole Miss 113, LSU 112 (OT) (A) - Feb. 4, 1989

1989-90

LSU 116 (#9), Lamar 76 (H) - Dec. 4, 1989
LSU 100 (#9), Hardin Simmons 66 (H) - Dec. 30, 1989
LSU 124 (#11), Texas 113 (N-Houston) - Jan. 2, 1990
LSU 111 (#11), Tennessee 94 (H) - Jan. 8, 1990
LSU 101 (#13), Vanderbilt 72 (H) - Jan. 16, 1990
LSU 107 (#16), UNLV 105 (H) - Jan. 28, 1990
LSU 148 (#14), Loyola Marymount 141 (#20)(OT) (H) - Feb. 3, 1990
LSU 119 (#11), Tennessee 113 (A) - Feb. 10, 1990
LSU 121 (#9), Vanderbilt 108 (A) - Feb. 18, 1990
LSU 103 (#15), Ole Miss 94 (H) - March 3, 1990

1990-91

LSU 117 (#14), SE Louisiana 68 (H) - Nov. 26, 1990
LSU 101 (#20), Texas 87 (#22) (H) - Nov. 30, 1990
LSU 101 (#18), Chapman 68 (H) - Dec. 7, 1990
LSU 122 (#10), Loyola Marymount 114 (H) - Dec. 20, 1990
LSU 118 (#15), Nicholls State 76 (H) - Dec. 29, 1990
LSU 107 (#19), Kentucky 88 (#10)(H) - Feb. 5, 1991
LSU 119 (19), Tennessee 87 (H) - Feb. 23, 1991

1991-92

LSU 101, Southeastern Louisiana 64 (H) - Dec. 17, 1991
LSU 159, Northern Arizona 86 (H) - Dec. 28, 1991
LSU 123, Nicholls State 61 (H) - Dec. 30, 1991
LSU 115, McNeese State 67 (H) - Jan. 20, 1992
LSU 100, Ole Miss 69 (H) - Feb. 25, 1992

1993-94

LSU 100, Winthrop 71 (H) - Dec. 28, 1993
Arkansas 108, (#1) LSU 105 (OT) (H) - March 2, 1994

1994-95

LSU 106, Southeastern Louisiana 80 (H) - Nov. 25, 1994
LSU 127, George Mason 104 (H) - Dec. 3, 1994
LSU 113, Troy 78 (H) - Dec. 6, 1994
LSU 105, Georgia State 70 (H) - Dec. 28, 1994

1995-96

LSU 109, Southern 100 (H) - Nov. 29, 1995
LSU 104, Louisiana College 65 (H) - Dec. 23, 1995

1999-00

LSU 112, Grambling State 37 (H) - Nov. 20, 1999
LSU 103, Wyoming 86 (N) - Nov. 27, 1999

2002-03

LSU 112, (#23), Centenary 65 (H) - Jan. 15, 2003

2004-05

LSU 113, Ohio State 101 (20T) (H) - Jan. 15, 2005

2005-06

LSU 104, Nicholls State 57 (H) - Nov. 21, 2005

2012-13

LSU 102, Northwestern State 95 (H) - Nov. 20, 2012

100 Point Facts

- LSU record when LSU scores 100 or more points: 97-8 (.924)
- LSU has won 35 of the last 36 games when scoring 100 or more points, including the last 12.
- LSU record when opponents score 100 points or more: 14-76 (.156)
- LSU record when both teams score 100 points in the same game: 16-9 (.640)


100 Point Games by Coaches

COACH	TOT	W-L
Johnny Jones	1	1-0
John Brady	5	5-0
Dale Brown	71	66-5
Press Maravich	21	18-3
Harry Rabenhorst	6	6-0
Dale Morey	1	1-0

Most 100 Point Games by Year, Record

1989-90	10	10-0
1988-89	10	7-3
1969-70	9	7-2
1990-91	7	7-0
1991-92	5	5-0
1977-78	5	5-0
1994-95	4	4-0

DATE	SCORE	SITE
01/13/41	Alabama 36, LSU 32	Tuscaloosa, Ala.
02/27/42	Alabama 45, LSU 31	Louisville, Ky.
03/04/50	Tennessee 81, LSU 79	Louisville, Ky.
01/08/55	Georgia 76, LSU 70	Athens, Ga.
02/12/55	Georgia Tech 79, LSU 72	Baton Rouge
12/08/56	Loyola (N.O.) 77, LSU 73	Baton Rouge
01/18/57	Tulane 66, LSU 64	Baton Rouge
12/10/59	Loyola (N.O.) 66, LSU 65	Baton Rouge
12/3/60	Duke 80, LSU 74	Durham, N.C.
12/16/60	LSU 73, Texas Tech 69	Lubbock, Texas
12/29/60	Furman 56, LSU 55 (3ot)	Greenville, S.C.
12/21/61	Arkansas 84, LSU 81	Shreveport
01/07/63	Georgia 76, LSU 67	Athens, Ga.
01/12/63	LSU 61, Tennessee 60	Baton Rouge
12/09/66	Loyola (N.O.) 87, LSU 86 (2ot)	New Orleans
01/14/67	Alabama 76, LSU 74	Tuscaloosa, Ala.
02/10/68	LSU 93, Florida 92	Baton Rouge
12/14/68	Tulane 101, LSU 99 (2ot)	Baton Rouge
12/18/68	LSU 93, Florida 89	Baton Rouge
02/01/69	Ole Miss 84, LSU 81	Baton Rouge
03/03/69	LSU 90, Georgia 80 (2ot)	Athens, Ga.
01/02/71	USC 80, LSU 76	Los Angeles, Calif.
02/12/72	Alabama 103, LSU 99 (4ot)	Tuscaloosa, Ala.
1/19/74	Alabama 80, LSU 79	Baton Rouge
02/16/74	Miss. State 87, LSU 84	Baton Rouge
02/22/75	LSU 96, Georgia 90	Baton Rouge
02/05/77	Alabama 77, LSU 70	Baton Rouge
01/02/78	Miss. State 84, LSU 82	Starkville, Miss.
02/11/78	LSU 95, Kentucky 94	Baton Rouge
02/20/78	LSU 101, Auburn 95	Auburn, Ala.
01/20/79	LSU 70, Ole Miss 69	Oxford, Miss.
02/10/79	LSU 88, Florida 82	Gainesville, Fla.
01/12/80	Georgia 73, LSU 72 (2ot)	Athens, Ga.
02/06/80	LSU 68, Alabama 66	Tuscaloosa, Ala.
02/24/80	Kentucky 76, LSU 74	Baton Rouge
11/28/81	UNLV 83, LSU 79	Las Vegas, Nev.
03/11/83	Tennessee 74, LSU 71 (SEC Tour.)	Birmingham, Ala.
03/16/83	New Orleans 99, LSU 94 (NIT)	Baton Rouge
02/04/84	LSU 89, Georgia 68	Baton Rouge
02/06/84	LSU 61, Tennessee 59	Baton Rouge
02/17/84	Alabama 51, LSU 49	Tuscaloosa, Ala.
03/11/84	Alabama 72, LSU 70	Nashville, Tenn.
03/13/86	LSU 94, Purdue 87 (2ot-NCAA)	Baton Rouge
01/10/87	Georgia 64, LSU 63	Baton Rouge
02/04/87	LSU 82, Ole Miss 75	Baton Rouge
03/07/87	LSU 89, Georgia 88 (2ot-SEC Tour.)	Atlanta, Ga.
01/09/88	LSU 69, Ole Miss 61	Oxford, Miss.
12/06/88	La. Tech 111, LSU 109	Baton Rouge
03/04/89	Ole Miss 113, LSU 112	Oxford, Miss.
01/04/90	Miss. St. 87, LSU 80	Starkville, Miss.
01/24/90	Georgia 94, LSU 92	Baton Rouge
02/03/90	LSU 148, Loyola Marymount 141	Baton Rouge
03/03/92	Arkansas 106, LSU 92	Fayetteville, Ark.
01/13/93	LSU 84, Miss. State 76	Starkville, Miss.
12/04/93	LSU 95, Nicholls St. 90	Baton Rouge
03/02/94	Arkansas 108, LSU 105	Baton Rouge
01/21/95	LSU 87, Ole Miss 81	Baton Rouge
12/07/96	Louisville 93, LSU 87	Anaheim, Calif.
01/08/97	LSU 88, Florida 82	Baton Rouge
12/19/98	LSU 63, Texas 61	Baton Rouge
02/10/99	Alabama 72, LSU 71 (3ot)	Tuscaloosa, Ala.
02/13/01	Florida 91, LSU 74	Baton Rouge
02/28/01	LSU 78, Ole Miss 77	Baton Rouge
11/23/01	Weber State 75, LSU 74	Hilo, Hawaii
02/13/02	LSU 68, Miss. State 65	Baton Rouge
12/18/04	Southern Miss 88, LSU 84	Biloxi, Miss.
01/15/05	LSU 113, Ohio State 101 (2ot)	Baton Rouge
01/19/05	LSU 66, Arkansas 63	Baton Rouge
03/12/05	Kentucky 79, LSU 78 (SEC Tour.)	Atlanta, Ga.
11/26/05	LSU 71, West Virginia 68	Morgantown, W.Va.
03/25/06	LSU 70, Texas 60 (NCAA Tour.)	Atlanta, Ga.
12/10/06	Texas 76, LSU 75	Houston, Texas
03/09/07	LSU 76, Tennessee 75 (SEC Tour.)	Atlanta, Ga.
11/21/07	Arizona State 87, LSU 84	Lahaina, Maui
02/11/09	LSU 97, Miss. State 94 (2ot)	Starkville, Miss.



Tyrus Thomas dunks on a Texas defender in the 70-60 overtime win to advance to the Final Four of the 2006 NCAA Tournament.

12/22/09	Washington State 73, LSU 72	Seattle, Wash.
12/13/10	Coastal Carolina 78, LSU 69	Baton Rouge
12/16/10	LSU 78, McNeese 66	Baton Rouge
11/23/11	South Alabama 79, LSU 75	Baton Rouge
01/17/12	LSU 65, Auburn 58	Baton Rouge
02/14/12	LSU 69, Miss. State 67	Baton Rouge
02/29/12	Tennessee 74, LSU 69	Baton Rouge
01/16/13	South Carolina 82, LSU 73	Baton Rouge
02/23/13	LSU 97, Alabama 94 (3ot)	Baton Rouge
12/01/13	LSU 70, Butler 68	Orlando, Fla.
1/15/14	Ole Miss 88, LSU 74	Oxford, Miss.
2/22/14	Kentucky 77, LSU 76	Lexington, Ky.
11/18/14	LSU 69, Texas Tech 64	Baton Rouge
1/8/15	Missouri 74, LSU 67	Columbia, Mo.
1/10/15	LSU 87, Georgia 84 (2 ot)	Baton Rouge
1/24/15	LSU 79, Vanderbilt 75	Nashville, Tenn.
3/13/15	Auburn 73, LSU 70 (SEC Tourn.)	Nashville, Tenn.

Overtime Record	39-53 (.423)
At Home	24-20 (.545)
On Road	11-20 (.355)
Neutral	4-13 (.308)

Coaches Overtime Records

COACH	TOT	W-L
Johnny Jones	10	5-5
Trent Johnson	8	4-4
John Brady	15	8-7
Dale Brown	36	17-19
Press Maravich	9	3-6
Jay McCreary	7	2-5
Harry Rabenhorst	7	0-7

Single Overtime Games – 32-47 (.405)

2 OT Games – 6-3 (.667)

3 OT Games – 1-2 (.333)

4 OT Game – 0-1 (.000)

Most Overtimes In A Season

2014-15 – 5, 3-2 record

2011-12 – 4, 2-2 record

2004-05 – 4, 2-2 record

1983-84 – 4, 2-2 record

1968-69 – 4, 2-2 record

Comeback wins

LSU Rallies

The following are the 54 games in which LSU rallied to win from at least a 5-point halftime deficit (2015 to 1981):

DATE	OPPONENT	LSU HALFTIME DEFICIT	LSU WINS BY SCORE OF
2014-15			
Jan. 24, 2015	at Vandy	-5	79-75
Dec. 18, 2014	at UAB	-6	79-70
Dec. 4, 2014	at #16 W. Virginia	-5 (down 14 2H)	74-73
Nov. 18, 2014	Texas Tech	-12	69-64 OT
2013-14			
March 6, 2014	at Vanderbilt	-8	57-51
2012-13			
Feb. 23, 2013	Alabama	-5	97-94 3 OT
Feb. 2, 2013	at Mississippi State	-14	69-68
Nov. 29, 2012	Seton Hall	-12	72-67
2011-2012			
Feb. 14, 2012	Mississippi State	-13	69-67 OT
Dec. 3, 2011	at Rutgers	-5	55-50
Nov. 29, 2011	at Houston	-8	59-58
2009-10			
Dec. 12, 2009	Northwestern State	-6	73-62
2008-09			
Feb. 18, 2009	at Arkansas	-6	72-69
Feb. 14, 2009	Ole Miss	-5	73-66
Dec. 22, 2008	McNeese State	-7	62-59
2007-08			
March 5, 2008	Alabama	-7	80-74
Nov. 20, 2007	Chaminade	-5	78-72
2006-07			
Dec. 2, 2006	at Tulane	-16	74-67
2005-06			
March 15, 2006	Iona (NCAA)	-5	80-64
Feb. 28, 2006	at South Carolina	-6	64-61
Feb. 25, 2006	Kentucky	-5	71-67
2004-05			
Feb. 24, 2005	at Auburn	-6	77-64
2003-04			
March 3, 2004	Ole Miss	-11	58-45
2001-02			
Feb. 27, 2002	Ole Miss	-7	59-56
Feb. 13, 2002	Mississippi State	-15	68-65 OT
2000-01			
Feb. 28, 2001	Ole Miss	-5	78-77 OT
1998-99			
Feb. 17, 1999	South Carolina	-9	60-56

1997-98

Dec. 19, 1998 Texas -10 63-61 OT

1996-97

Jan. 8, 1997 Florida -6 88-82 OT
 Dec. 28, 1996 Fresno State -11 79-75
 Nov. 29, 1996 Iona -7 70-60

1995-96

Dec. 19, 1995 Centenary -9 65-63

1994-95

Jan. 21, 1995 Ole Miss -5 87-81 OT
 Jan. 17, 1995 at Alabama -5 74-61

1993-94

Dec. 4, 1993 Nicholls State -7 95-90 OT

1992-93

Jan. 2, 1993 Drake -12 94-86

1991-92

Jan. 3, 1992 Texas (Superdome) -5 84-83
 Nov. 22, 1991 Louisiana-Monroe 11 77-76

1989-90

Feb. 21, 1990 Alabama -6 75-69

1988-89

Jan. 25, 1989 at Georgia -17 80-79
 Jan. 14, 1989 at Kentucky -7 64-62

1987-88

Feb. 17, 1988 Georgia -5 63-62
 Jan. 13, 1988 at Tennessee -7 52-51
 Dec. 12, 1987 Maryland -6 55-54

1986-87

Feb. 25, 1987 Mississippi State -6 55-46

1985-86

March 15, 1986 Memphis -6 83-81
 Dec. 17, 1985 at Texas -7 72-65

1984-85

Feb. 14, 1985 at Tennessee -6 87-82
 Jan. 12, 1985 Tennessee -9 75-65
 Dec. 30, 1984 Alabama -6 63-61

1983-84

Feb. 4, 1984 Georgia -12 69-68
 Nov. 26, 1983 at New Orleans -9 67-59

1980-81

March 5, 1981 Florida (SECT) -7 83-75
 Jan. 14, 1981 at Alabama -6 59-56



Nelson Isley



Dick Maile



Howard Carter



Al Green

1933-34

Sparky Wade, G	Dillon's 1st Team
Buddy Blair, F	Dillon's 1st Team

1934-35

Sparky Wade, G	AP 1st Team
Buddy Blair, F	AP Honorable Mention

1949-50

Bob Meador, G	AP 3rd Team
---------------	-------------

1950-51

Joe Dean, G	AP 2nd Team
-------------	-------------

1951-52

Joe Dean, G	AP 1st Team
Bob Pettit, C	AP 1st Team

1952-53

Bob Pettit, C	AP 1st Team
Benny McArdle, G	AP 2nd Team

1953-54

Bob Pettit, C	AP 1st Team
Benny McArdle, G	AP 3rd Team

1955-56

Roger Sigler, G	AP 1st Team Coaches 2nd Team
Jim Ashmore, G	AP 1st Team Coaches 1st Team

1956-57

Roger Sigler, G	AP 3rd Team
-----------------	-------------

1960-61

George Nattin, G	AP 1st Team Coaches
------------------	------------------------

1961-62

Maury Drummond, F	AP 3rd Team
George Nattin, G	AP 3rd Team

1962-63

Ellis Cooper, G	AP 2nd Team Coaches
-----------------	------------------------

1963-64

Dick Maile, F	AP 1st Team Coaches
---------------	------------------------

1964-65

Dick Maile, F	AP 1st Team UPI 1st Team Coaches
---------------	--

1967-68

Pete Maravich, G	AP 1st Team UPI 1st Team Coaches
------------------	--

1968-69

Pete Maravich, G	AP 1st Team UPI 1st Team
------------------	-----------------------------

1969-70

Pete Maravich, G	AP 1st Team UPI 1st Team
Al Sanders, C	AP 3rd Team
Danny Hester, F	AP 3rd Team

1970-71

Al Sanders, C	AP 1st Team UPI 1st Team Coaches
Bill Newton, F	UPI 2nd Team AP 3rd Team
Nelson Isley, G	UPI 3rd Team

1971-72

Al Sanders, C	AP 2nd Team UPI 2nd Team Coaches
Bill Newton, F	AP 3rd Team UPI 3rd Team

1972-73

Eddie Palubinskas, G	AP 2nd Team UPI 2nd Team Coaches
----------------------	--

1973-74

Glenn Hansen, F	AP 2nd Team UPI 2nd Team Coaches
Eddie Palubinskas, G	UPI 2nd Team AP 3rd Team
Collis Temple, C	UPI 3rd Team

1974-75

Glenn Hansen, F	AP 2nd Team UPI 2nd Team Coaches
-----------------	--

1975-76

Kenny Higgs, G	AP 2nd Team UPI 2nd Team Coaches
----------------	--

1976-77

Kenny Higgs, G	AP 2nd Team UPI 2nd Team Coaches
Durand Macklin, F	AP 3rd Team UPI 3rd Team

1977-78

Durand Macklin, F	AP 1st Team UPI 1st Team Coaches
Kenny Higgs, G	UPI 2nd Team
DeWayne Scales, F	AP 3rd Team

1978-79

DeWayne Scales, F	AP 1st Team UPI 1st Team Coaches
Al Green, G	AP 1st Team UPI 2nd Team Coaches
Lionel Green, C	AP 3rd Team UPI 3rd Team

1979-80

Durand Macklin, F	AP 1st Team UPI 1st Team Coaches
DeWayne Scales, F	AP 2nd Team UPI 2nd Team Coaches
Ethan Martin, G	AP 2nd Team UPI 2nd Team Coaches

1980-81

Durand Macklin, F	AP 1st Team UPI 1st Team Coaches
Ethan Martin, G	AP 1st Team UPI 1st Team Coaches
Howard Carter, G	AP 2nd Team UPI 2nd Team

1981-82

Howard Carter, G	AP 1st Team UPI 1st Team Coaches
Leonard Mitchell, F	AP 2nd Team UPI 3rd Team Coaches

1982-83

Howard Carter, G	AP 2nd Team UPI 2nd Team Coaches
Leonard Mitchell, F	AP 3rd Team UPI 3rd Team

1983-84

Jerry Reynolds, F	AP 2nd Team UPI 3rd Team Coaches
Derrick Taylor, G	UPI 3rd Team

1984-85

Nikita Wilson, F	AP 2nd Team UPI 3rd Team Coaches
John Williams, C	AP 3rd Team
Jerry Reynolds, F	AP 3rd Team UPI 3rd Team

All-SEC Teams



Brandon Bass



Glen Davis



Tasmin Mitchell



Johnny O'Bryant III

1985-86

John Williams, F	AP 1st Team UPI 1st Team Coaches
------------------	--

Derrick Taylor, G	AP 3rd Team
-------------------	-------------

1986-87

Nikita Wilson, C	AP 3rd Team UPI 3rd Team
------------------	-----------------------------

Anthony Wilson, G	UPI 3rd Team
-------------------	--------------

1987-88

Ricky Blanton, F	AP 2nd Team UPI 3rd Team Coaches
------------------	--

Jose Vargas, C	UPI 2nd Team AP 3rd Team
----------------	-----------------------------

1988-89

Ricky Blanton, F	AP 1st Team UPI 2nd Team Coaches
------------------	--

Chris Jackson, G	AP 1st Team UPI 1st Team Coaches
------------------	--

1989-90

Chris Jackson, G	AP 1st Team UPI 1st Team Coaches
------------------	--

Shaquille O'Neal, C	AP 1st Team UPI 1st Team Coaches
---------------------	--

Stanley Roberts, F	AP 3rd Team
--------------------	-------------

Maurice Williamson, G	UPI 3rd Team
-----------------------	--------------

1990-91

Shaquille O'Neal, C	AP 1st Team UPI 1st Team Coaches
---------------------	--

Vernel Singleton, F	AP 3rd team UPI 3rd team Coaches
---------------------	--

Shawn Griggs, G	UPI 2nd team
-----------------	--------------

1991-92

Shaquille O'Neal, C	AP 1st Team Coaches
---------------------	------------------------

Vernel Singleton, F	AP 3rd Team
---------------------	-------------

1992-93

Geert Hammink, C	AP 1st Team Coaches
------------------	------------------------

Jamie Brandon, G-F	Coaches 2nd Team
--------------------	------------------

1993-94

Jamie Brandon, G-F	Coaches 2nd Team AP 3rd Team
--------------------	---------------------------------

1994-95

Ronnie Henderson, G	Coaches AP 2nd Team
---------------------	------------------------

1995-96

Ronnie Henderson, G	Coaches AP 1st Team
---------------------	------------------------

1996-97

Dwayne Spencer, F	Coaches 2nd Team AP 2nd Team
-------------------	---------------------------------

1998-99

Maurice Carter, G	Coaches 3rd Team AP 3rd Team
-------------------	---------------------------------

Jabari Smith, C	AP 3rd Team
-----------------	-------------

1999-00

Torris Bright, G	AP 3rd Team
------------------	-------------

Jabari Smith, C	Coaches 2nd Team
-----------------	------------------

Stromile Swift, F	AP Co-Player of the Year
-------------------	--------------------------

	Coaches 1st team
--	------------------

	AP 1st Team
--	-------------

2000-01

Ronald Dupree, F	AP 2nd Team Coaches 3rd Team
------------------	---------------------------------

2001-02

Ronald Dupree, F	AP 2nd Team Coaches 2nd Team
------------------	---------------------------------

2002-03

Ronald Dupree, F	AP 2nd Team Coaches 2nd Team
------------------	---------------------------------

2003-04

Brandon Bass, F	SEC Freshman of the Year
-----------------	--------------------------

Jaime Lloreda, F	AP 1st Team
------------------	-------------

	Coaches 2nd Team
--	------------------

2004-05

Brandon Bass, F	AP Player of the Year AP 1st Team
-----------------	--------------------------------------

	Coaches 1st Team
--	------------------

Glen Davis, F	SEC Freshman of the Year
---------------	--------------------------

	AP 2nd Team
--	-------------

	Coaches 2nd Team
--	------------------

2005-06

Glen Davis, F	SEC Player of the Year AP 1st Team
---------------	---------------------------------------

	Coaches 1st Team
--	------------------

Darrel Mitchell, G	Coaches 1st Team
--------------------	------------------

	AP Second Team
--	----------------

Tyrus Thomas, F	SEC Freshman of the Year
-----------------	--------------------------

	SEC Co-Defensive Player of the Year
--	-------------------------------------

	AP 2nd Team
--	-------------

	Coaches 2nd Team
--	------------------

Tasmin Mitchell, G	Coaches All-Freshman
--------------------	----------------------

	Team
--	------

2006-07

Glen Davis, F	AP 1st Team
---------------	-------------

	Coaches 1st Team
--	------------------

2007-08

Marcus Thornton, G	AP 2nd Team Coaches 2nd Team
--------------------	---------------------------------

Anthony Randolph, F	Coaches All-Freshman
---------------------	----------------------

	Team
--	------

2008-09

Marcus Thornton, G	Player of Year Coaches 1st Team
--------------------	------------------------------------

	AP 1st Team
--	-------------

Tasmin Mitchell, F	Coaches 1st Team
--------------------	------------------

Garrett Temple, G	Coaches 2nd Team
-------------------	------------------

2009-10

Tasmin Mitchell, F	Coaches 2nd Team AP 2nd team
--------------------	---------------------------------

2010-11

Ralston Turner, G	Coaches All-Freshman
-------------------	----------------------

	Team
--	------

2011-12

Justin Hamilton, C	Coaches 2nd Team
--------------------	------------------

Anthony Hickey, G	Coaches All-Freshman
-------------------	----------------------

	Team
--	------

2012-13

Johnny O'Bryant III, F	Coaches 1st Team
------------------------	------------------

Anthony Hickey, G	Coaches All-Defensive
-------------------	-----------------------

2013-14

Johnny O'Bryant III, F	Coaches 1st Team AP Second Team
------------------------	------------------------------------

Jordan Mickey	Coaches 2nd Team
---------------	------------------

	AP 2nd Team
--	-------------

	All-Defensive Team
--	--------------------

	Coaches All-Freshman Team
--	---------------------------

Jarell Martin	Coaches All-Freshman Team
---------------	---------------------------

2014-15

Jordan Mickey	Coaches 1st Team AP 1st Team
---------------	---------------------------------

	All-Defensive Team
--	--------------------

Jarell Martin	Coaches 1st Team
---------------	------------------

	AP 1st Team
--	-------------

All-SEC Tournament Teams

1933

Sparky Wade, G	1st Team
Buddy Blair, F	2nd Team
Jack Harris, F	2nd Team

1936

Arnold Bryan, F	2nd Team
-----------------	----------

1938

Conley Hathorn, G	1st Team
-------------------	----------

1939

Paul Brotherton, G	2nd Team
--------------------	----------

1943

Frank Brian, F	1st Team
John Chaney, C	2nd Team

1944

Whitey Hoskins, G	2nd Team
-------------------	----------

1946

Bobby Lowther, F	1st Team
Joe Bill Adcock, C	2nd Team
Billy Walters, G	2nd Team

1947

Frank Brian, F	2nd Team
----------------	----------

1949

Gene Murphy, G	2nd Team
----------------	----------

1950

Joe Dean, G	1st Team
-------------	----------

1951

Joe Dean, G	1st Team
-------------	----------

1952

Joe Dean, F	1st Team
Bob Pettit, C	1st Team

1980

DeWayne Scales, F	1st Team
	(MVP)
Durand Macklin, F	1st Team

1981

Howard Carter, F	1st Team
------------------	----------

1986

John Williams, F	1st Team
	(MVP)

1987

Nikita Wilson, C	1st Team
Anthony Wilson, G	1st Team

1988

Ricky Blanton, F	1st Team
------------------	----------

1993

Geert Hammink, C	1st Team
Jamie Brandon, G-F	1st Team

2002

Antonio Hudson, G	1st Team
-------------------	----------

2003

Ronald Dupree, F	1st Team
------------------	----------

2005

Brandon Bass, F	1st Team
Antonio Hudson, G	1st Team

2006

Glen Davis, F	1st Team
---------------	----------

Note: SEC Tournament Team also served as All-SEC team from 1933-1948.

LSU Academic All-SEC Honor Roll

1961-62

George Nattin, G	1st Team
Ellis Cooper, G	2nd Team

1962-63

Ellis Cooper, G	1st Team
-----------------	----------

1964-65

Tommy Thigpen, C	HM
------------------	----

1965-66

Kenny Drost, G	1st Team
Scott Bowling, G	HM

1966-67

Kenny Drost, G	2nd Team
----------------	----------

1969-70

Danny Hester, F	2nd Team
-----------------	----------

1972-73

Bill Whittle, F	1st Team
Collis Temple, F	1st Team
Wade Evans, G	2nd Team
Ed LeBlanc, F	HM

1981-82

John Tudor, G-F	1st Team
-----------------	----------

1982-83

John Tudor, G	1st Team
---------------	----------

1983-84

John Tudor, G	1st Team
---------------	----------

1985-86

Zoran Jovanovich, C	1st Team
---------------------	----------

1988-89

Kyle McKenzie, G	1st Team
------------------	----------

1991-92

Justin Anderson, G	1st Team
T. J. Pugh, G	1st Team

1995-96

David Bosley, G	1st Team
-----------------	----------

1997-98

Jack Warner, G	1st Team
----------------	----------

1998-99

Brian Beshara, F	1st Team
Jack Warner, G	1st Team

1999-00

Brian Beshara, F	1st Team
Collis Temple III, G	1st Team
Jeremy Comeaux	1st Team
Jack Warner, G	1st Team

2000-01

Brian Beshara, F	1st Team
Collis Temple III, G	1st Team
Brian Green, G	1st Team
Jack Warner, G	1st Team

2001-02

Brian Green, G	1st Team
Collis Temple III, G	1st Team

2002-03

Pete Bozek, F	1st Team
Brian Green, G	1st Team
Charlie Thompson, G	1st Team

2003-04

Charlie Thompson, G	1st Team
Paul Wolfert, F	1st Team
Brandon Bass, F	Freshman
Ross Neltner, F	Freshman

2004-05

Brandon Bass, F	1st Team
	Scholar-Athlete of the Year
Darrel Mitchell, G	1st Team
Ross Neltner, F	1st Team
Paul Wolfert, F	1st Team
Glen Davis, F	Freshman
David Fleshman, G	Freshman
Garrett Temple, G	Freshman

2005-06

Glen Davis, F	1st Team
Darrel Mitchell, G	1st Team
Darnell Lazare, F	1st Team
Garrett Temple, F	1st Team
David Fleshman, F	1st Team

2006-07

Alex Farrer, G	1st Team
Greg Terrebonne, G	Freshman

2007-08

Greg Terrebonne, G	1st Team
--------------------	----------

2008-09

Alex Farrer, F	1st Team
Garrett Temple, F	1st Team

2009-10

Chris Beattie, G	1st Team
Alex Farrer, F	1st Team

2010-11

Eddie Ludwig, F	1st Team
-----------------	----------

2011-12

Eddie Ludwig, F	1st Team
-----------------	----------

2012-13

Eddie Ludwig, F	1st Team
-----------------	----------

2014-15


Henry Shortess, G	1st Team
Brandon Eddlestone, F	1st Team

HM - Honorable Mention

SEC Community Service Team

1998-99	Collis Temple III
1999-00	Jermaine Williams
2000-01	Collis Temple III
2001-02	Collis Temple III
2002-03	Collis Temple III
2003-04	Paul Wolfert
2004-05	Paul Wolfert
2005-06	Darnell Lazare
2006-07	Darnell Lazare
2007-08	Garrett Temple
2008-09	Garrett Temple
2009-10	Alex Farrer
2010-11	Daron Populist
2011-12	Justin Hamilton
2012-13	Andre Stringer
2013-14	Andre Stringer
2014-15	John Odo

Jamie Brandon



(Returnees in Bold)

- A**
 ADCOCK, Joe (C) 1944-47
 ADGER, Sidney A. (C) 1935-36
 ALCORN, Mark (G) 1979-80
 ALLEN, Drexal (G) 1981-82
 ALLMAN, Marty (G) 1970-73
 ANDERSON, Justin (F), 1991-92
 ANDERSON, Willie (F), 1997-97
 ANNISON, Doug (F), 1992-93
 ARTHUR, Robert R. (C) 1959-60
 ATKINS, R. W. (G) 1919-22
 AUSTIN, Wayne (G) 1964-66

- B**
 BADEAUX, Joshua (G), 2012-13
 BAILEY, John (F) 1960-62
 BAILEY, Floyd (F-C) 1974-78
 BANKER, Kernan M. (F) 1933-35
 BANKSTON, Fred (G) 1945-46
 BARDWELL, D. D. "Sox" (C) 1929-32
 BARHAM, Joe Garnett E. (G) 1923-26
 BARNETT, Bert W. (C) 1946-47
 BARTUS, Joe E. (G) 1945-46
 BASS, Brandon (F), 2003-05
 BASS, Chris (G), 2008-12
 BASS, Raymond V. (C) 1938-42; 47-48
 BAUMAN, Jonnie (G) 1929-32
 BAUMER, Nat (F) 1968-69
 BEATTIE, Chris (G), 2009-10
 BEESON, Williard E. (G) 1933-37
 BELCHER, Don (F) 1951-55
 BELCHER, Jack (F) 1961-64
 BENNETT, (F) 1928-29
 BERGERON, J. Brian (G) 1978-81
 BERGMAN, Rusty (G) 1966-69
 BERNBROCK, Mark (G) 1968-69
 BERNHARD, James M. (G) 1943-44
 BESHARA, Brian (F) 1998-01
 BLACK, Tyrone (C) 1979-83
 BLAIR, L. N. "Buddy" (F) 1933-35
 BLANCHARD, E. A. (G) 1916-18
 BLANTON, Ricky (G) 1984-86; 87-89
 BLEVINS, Howard M. (G) 1929-32
 BOGGESS, Robert E. "Bob" 1947-51
 BOHANNON, W. W. "Bo" (C) 1934-36
 BOLTON, Dick (F) 1955-56
 BORGINI, Joe (F) 1959-60
 BORNER, Ray (C) 1981-82
 BORNMAN, D. L. "Squatty" (G) 1922-25
 BORNMAN, J. P. "John" (G) 1922-23
 BOSLEY, David (G) 1993-97
 BOUDREAUX, Harold (F) 1989-92
 BOWLING, W. Scott, Jr. (G) 1964-66
 BOWMAN, Sid S. "Stinkey" (F) 1929-30
 BOZEK, Pete (F) 2000-02
 BOYD, Brent (G) 1975-76

Kenny Drost



Frank Brian



- BOZEMAN, A. (G) 1939-40
 BOZEMAN, Charlie (C) 1938-41
 BOZEMAN, T. (G) 1938-41
 BRANCH, Malcolm (C) 1945-47
 BRANCH, W. (F) 1943-44
 BRANDON, Jamie (G), 1991-94
 BRANTLEY, John B. (G) 1970-72
 BRAYMAN, P. (F) 1952-53
 BREATHWIT, John (G) 1975-77
 BRIAN, Brad H. (G) 1964-67
 BRIAN, Frank (F) 1942-43; 1945-47
 BRIDGES, Kenneth (G) 1951-53
 BRIDGEWATER, Brad (C) 1998-00; 01-03
BRIDGEWATER, Brian (F), 2014-15
 BRIGHT, Torris (G) 1999-03
 BRILEY, C. 1915-16
 BRINKLEY, Mike (G) 1958-59
 BRITTON, C. E. (F) 1916-17
 BROCATO, Jim (G) 1946-47
 BROTHERTON, Paul P. (F) 1938-40
 BROWN, Dennis (G) 1983-85
 BROWN, Ernest (G) 1977-79
 BROWN, Lobdell P. 1925-26
 BROWN, Michael (F) 1975-76
 BROWN, Oliver (F) 1983-87
 BROWN, Ossie B. (F) 1943-44
 BROWN, Perry (F) 1929-30
 BROWN, Roland (F) 1932-34
 BRYAN, Arnold "Judge" (F) 1934-37
 BUCHANAN, F. "Buck" (F) 1937-40
 BUKUMIROVICH, Neboisha (G) 1984-88
 BURGE, Dick (G) 1939-40
 BURGE, Dennis F. "Pete" (C) 1932-34
 BURNETT, Jack (F) 1926-29
 BURNS, Lenear (F), 1990-91; 92-94
 BURTON, Kenny G. (F) 1944-45
 BUSH, Tim (F) 2002-03
 BUSHMAN, John C. "Jack" (F) 1936-39
 BUSSEY, Young (G) 1937-38
- C**
 CAMPBELL, Andy (C) 1978-81
 CAMPBELL, Walter (F) 1977-78
 CANNON, (G) 1937-39
 CARD, Norman (C-F) 1961-64
 CARMOUCHE, Charles (G), 2012-13
 CARR, John (G) 1969-70
 CARTER, (F) 1913-14
 CARTER, Cedric (F) 1997-99
 CARTER, Howard (G-F) 1978-83
 CARTER, Maurice (G) 1995-99
 CAVETT, J. R. "Slick" (C) 1915-19
 CEASAR, Clarence (F), 1991-95
 CHANEY, John (F) 1940-43
 CHASE, Pat (G) 1964-66
 CHASE, Sam (G) 1961-64
 CHIDLEY, Steve (G) 1971-72
 CHIN BING, Allen (F) 1933-34
 CLARK, 1908-10

Wade Evans



Greg Cook



- CLARK, Ned (F) 1951-55
 CLUNE, Joe (F) 1959-60
 COCKERHAM, J. H. (F) 1911-13
 COJOE, Theron (F) 1982-84
 COLEMAN, Shavon (F), 2012-14
 COLLINS, A. H. "Rip" (G) 1945-47
 COLLINS, Corban (G), 2012-13
 COLLINS, Tommy (G) 1957-59
 COMBS, Joe H. 1956-59
 CONKLIN, Tom J. (C) 1959-62
 CONLEY, Ocie (G) 1984-86
 COOK, Greg (C) 1976-77, 1978-81
 COOPER, (F) 1929-30
 COOPER, Darryl (G) 1998-99
 COOPER, Ellis O. (G) 1960-63
 COPPENS, Randy (G) 1974-77
 CORMIER, Jason (G) 1988-89
 COSTELLO, Joe (G-F) 1979-82
 CORLEY, Drew (F) 1967-69
 COURTNEY, Jalen (F), 2010-13
 CRAM, Steve (G) 1962-64
 CRAMER, Judd (G-F) 1963-64
 CRESS, Walker J. (G) 1937-39
 CRISCO, Jim (F) 1956-59
 CROMBERT, 1917-18

D

- DABADIE, J. Levy, Jr. (F) 1943-44
 DALE, Wilton R. (F) 1943-44
 DARK, Alvin (G) 1942-43
 DARNALL, Mike (G) 1922-75
 DAVIES, Richard A. "Dick" (G) 1958-60
 DAVIS, E. M. 1935-36
 DAVIS, Glen (F), 2004-07
 DAVIS, Thomas (F) 2001-03
 DAY, Ned 1951-55
 DeARMOND, Duane (F) 1978-80
 DEAN, Joe (G) 1949-52
 DELAFIELD, Glenn A. (C) 1936-38
 DEL PIERO, Andrew (C), 2011-13
 DERENBECKER, Matt (G), 2010-11
 DEVALL, Randy (G) 1989-90
 DICKEY, 1928-29
 DIXON, 1913-15
 DOSHER, Woody (G) 1938-40
 DOUGHTY, Frank L. (G) 1937-38
 DOTSON, Aaron (G), 2009-11
 DOWLING, Duncan (F-G) 1961-63
 DROST, Kenny (G) 1964-67
 DRUMMOND, H. Maury (C-F) 1960-63
 DUGAS, C. J. Bobby (G) 1921-23
 DUPONT, John M. (F) 1911-13
 DUPONT, Lawrence H. (G) 1911-14
 DUPREE, Ronald (F) 1999-03
 DYSON, Dick (G) 1923-27

Lionel Green



Joe Dean



E

- EARL, Lewis (F) 1996-98
 EAST, John (C) 1924-27
EDDLESTONE, Brandon (F), 2013-15
 EDMONDS, W. R. (F) 1916-17; 1921-22
 EDMONDSON, Mahion W (F) 1940-41
 EDWARDS, Glavis "Ike" (F) 1945-48
 ENGLAND, Matt (F) 1980-81
 ENGQUIST, John (F) 1972-74
EPPS, Aaron (F), 2014-15
 EVANS, Wade (F) 1972-74
 EVANS, W. Morton (C) 1910-13

F

- FAHEY, Joe J. (G) 1954-56
 FARRER, Alex (G), 2006-10
 FATHERREE, Jesse (G) 1933-34
 FETTER, Bobby K. (G-F) 1961-64
 FILES, "Dude" (G) 1927-28
 FLESHMAN, David (G), 2004-06
 FORD, Deuce (G) 1995-96
 FREDERICK, E. (C) 1939-40
 FREEMAN, Mark P. (C) 1949-51
 FRESHLEY, Bob (C) 1951-54
 FREY, F. C. "Major" (G) 1919-20
 FULKERSON, Jack M. (C) 1940-43

G

- GAHARAN, W. A. "Bill" (F) 1937-38
 GARAHAN, Les (F) 1927-30
 GARRISON, G. C. (F) 1927-28; 30-31
 GEYER, Randy (G-F) 1962-65
 GIACOMA, Ray (F) 1935-38
 GILBEAU, H. (F) 1924-25
 GILBERT, Charlie (C) 1933-34
 GILL, W. J. (G) 1915-17
 GIPSON, Sean (F) 1992-94
 GLADDEN, Sterling "Buck" (F) 1914-16
 GOEHRING, Kirk 1992-93
 GOWER, Bill (G) 1937-38
 GRAHAM, Delwan (F), 2008-
 GRAHAM, R. E. (G) 1939-42
 GRANT, Russell (G) 1987-89
 GRAY, Kenny (G) 1957-58
GRAY, Josh (G) 2014-15
 GREEN, Al (G) 1978-79
 GREEN, Brian (F) 1999-03
 GREEN, Donald (G) 1982-83
 GREEN, Garrett (F), 2007-08; 2009-11
 GREEN, Lionel (C) 1975-79
 GREEN, V. E. (C) 1913-14
 GREGORY, Sonny (F) 1949-52
 GREMILLION, E. (C) 1943-44
 GREMILLION, James E. (C) 1946-47
 GRIDLEY, Bob (F-C) 1968-69
 GRIFFITH, Carroll (F) 1946-47

Mike Hansen



Ronnie Henderson



GRIFFITH, Parker (G) 1986-88
 GRIGGS, Shawn (F) 1990-91
 GUGLIELMO, Gary (F) 1957-60
 GURVICH, (F) 1942-43


H

HAGUE, Perry "H" (G) 1917-21
 HAILE, Samuel W. "Red" (G) 1943-44
 HALL, Bob (G-F) 1944-46; 1948-49
 HALL, Jack (C) 1996-97
 HAMMONS, J. (G) 1935-38
 HAMMINK, Geert (C) 1988-89; 1990-93
 HAMMINK, Shane (F), 2012-14
 HANSEN, Glenn (F) 1973-75
 HANSEN, Mike (G), 1990-93
 HARRELL, Louis 1928-29
 HARRIS, Bucky (F) 1926-29
 HARRIS, Dennis (F), 2009-11
 HARRIS, Jack A. (F) 1932-35
 HAMILTON, Justin (C), 2011-12
 HATCHER, George R. (C) 1923-27
 HATHORN, Conley "Red" (G) 1935-38
 HAYES, R. S. "Suthie" (F) 1917-21
 HAYNIE, George (F) 1939-41
 HEARD, Mickey (F) 1973-74
 HELM, Newton C. "Dirty" (F) 1919-23
 HENDERSON, Larry (F) 1964-66
 HENDERSON, Ronnie (G) 1933-96
 HENNER, Tommy (G) 1969-70
 HENRY, Pete (C-F) 1965-67
 HEROMAN, Harry (F) 1963-66
 HERBST, J. (G) 1941-42
 HERRING, Randy (F) 1972-75
 HESS, Tom (G) 1969-72
 HESTER, Danny (F) 1968-70
 HICKMAN, Richard F. (G) 1967-70
 HICKEY, Anthony, G 2011-14
 HIGGS, Kenny (G) 1974-78
 HIGH, Willie (G-F) 1975-76
 HIGHTOWER, C. W. (F) 1910-11
 HIMES, Levi A "Lee" (F) 1909-12
 HIMES, (G) 1915-16
 HINES, Ray (C) 1959-60
 HOLLOWAY, Graves (C) 1947-49
 HOLT, Dick (C) 1953-56
 HOOVER, Winson F. (G) 1946-47
 HOOVER, W. (C) 1943-44
 HORNSBY, Keith (G), 2014-15
 HOSKINS, Dick, Jr. (G) 1942-44
 HOUTZ, "Jakkey" 1910-11
 HOWELL, R. B. "Billiken" (C) 1909-12
 HUDSON, Antonio (G), 2001-05
 HUDSON, John W. (G) 1959-61
 HUFFMAN, Gary (F) 1974-76
 HULTBERG, Jordy (G) 1976-80
 HUNT, 1917-18

Leonard Mitchell



Ralph Jukkola



I

IGAU, Hubert C. (F) 1924-27
 IRVIN, Fess (G) 1986-88
 IRWIN, 1909-10
 ISLEY, Nelson (G) 1970-71
 ISSAC, John (G), 2011-12
 IVES, Clarence A. "Fatty" (C) 1917-22

J

JACKSON, A. W. "Gus" (G) 1924-25
 JACKSON, Chris (G) 1988-90
 JACKSON, Glover (C) 1993-94
 JACKSON, Howard W. (G) 1936-39
 JACOBS, Stan J. (F) 1958-61
 JACOBSON, Taylor (G), 2009-
 JENNINGS, Frank (F) 1946-47
 JOE, Darryl (G) 1986-88
 JOHNSON, Alonzo (C) 1994-95
 JOHNSON, Byron (C) 1947-52
 JOHNSON, C. B. (F) 1909-12
 JOHNSON, Chris (F), 2005-09
 JOHNSON, F. (G) 1929-32
 JOHNSON, G. (F) 1947-48
 JOHNSON, Joe (G) 1983-84
 JOHNSON, Kent (F) 1968-70
 JOHNSON, Melvin F. (G) 1911-15
 JOHNSON, Paul (G) 1992-93
 JOHNSON, Stefford (F-C) 1981-84
 JOHNSON, Tex (C) 1924-27
 JONES, Bob (F) 1923-26
 JONES, Johnny (G) 1980-84
 JONES, L. (F) 1920-22
 JONES, Leslie V. (F) 1952-55
 JONES, Wally (G) 1944-45
 JOSEPHSON, (G) 1940-41
 JOURNEY, Beau (G) 1932-35
 JOVANOVICH, Zoran (C) 1985-86
 JUUKOLA, Ralph (F) 1966-69


K

KAMMER, Marty (G) 1955-56
 KAUFFMAN, Jim (G) 1937-38
 KEENE, Howard (F) 1961-63
 KEENE, J. R. (F) 1908-09
 KELLY, G (F) 1931-33
 KENT, John (G) 1946-47
 KILPATRICK, (G) 1919-20
 KINGERY, Wayne (G) 1944-45
 KINGSLEY, Zach (G) 2008-10
 KISTLER, Brian (F) 1980-82
 KIZER, Roland C. "Chesty" (F) 1921-23
 KOUNDJIA, Regis (F), 2003-04
 KNUDSON, Jim (G) 1971-72
 KRAJEWSKI, Richard (C) 1988-91

Bill Newton



Ed LeBlanc




L

LALLY, Mike F. (C-F) 1908-11
 LAMONT, Randy (C) 1967-69
 LAZARE, Darnell (F) 2003-07
 LEODOUX, Marqus (F) 1998-99
 LANG, Bob (F) 1969-70
 LANIER, Harold A. 1928-29
 LARCADE, J. A. (G) 1908-09
 LARKIN, M. "Slim" (C) 1929-31
 LEA, D. (G) 1945-46
 LEATHERS, W. D. "Bill" (F) 1934-37
 LeBLANC, Ed (C) 1972-76
 LANDRY, Brandon (G) 1998-01
 LEE, Bill (F) 1952-55
 LeFEVRE, Frank (C) 1974-77
 LEGLER, Chuck (C-F) 1966-69
 LEOPOLD, J. T. (F) 1917-18
 LESHER, L. R. (F) 1910-11
 LESTER, Ed. F. Jr. (F) 1944-45
 LEWIS, P. B. (G) 1909-10
 LEWIS, Cecil Ray (F) 1959-62
 LEWIS, William S. "Bill" (G) 1916-17
 LINDSEY, Clyde H. (F) 1944-46
 LINDSEY, Jim (F) 1948-51
 LINDSEY, Lloyd Leon (C) 1935-38
 LITTON, D. B. 1909-10
 LIVINGSTON, Randy, (G) 1994-96
 LLOREDA, Jaime (F), 2002-03
 LOBBELL, William Y. (F) 1931-32
 LOE, Ralph (C) 1972-73
 LOFLIN, J. T. (G) 1942-43
 LOFTIN, Bill (F) 1957-58
 LOFTIN, Bob (F) 1957-59
 LONG, Earl (F) 1958-59
 LOUGHMILLER, Don (G) 1951-54
 LUTHER, Bobby (F) 1942-43; 45-48
 LUOWIG, Eddie (F), 2009-13
 LUKER, J. B. (G) 1928-31
 LUPCHO, Rich S. (G) 1967-69
 LYLE, Mel (F) 1946-47

M

McARDLE, Benny J. (G) 1951-54
 McCAIN, R. R. (G) 1955-56
 McCARSON, Paul (G) 1954-55
 McDONALD, Ben (F) 1986-87
 McDOWELL, "Red" (G) 1941-42
 McDUFF, (G) 1923-25
 McFARLAND, Reggie A. (G) 1918-23
 McGEHEE, Webb (G) 1927-30
 McKENZIE, Kyle (G) 1987-89
 McLEOD, James (G) 1941-42
 McLOUGHLIN, Bob (G) 1961-62
 McMANUS, (C) 1940-41
 McMORRIS, Vernon D. (G) 1943-44
 McNEILY, James (F) 1951-55
 MACKLIN, Durand (F) 1976-78; 79-81
 MADISON, Dave (G) 1940-43

Eddie Palubinskas



Ethan Martin




MAGEE, Norman (G) 1951-55
 MAGRUDER, 1909-10
 MAILE, Dick (F) 1962-65
MALONE, Darcy (C), 2013-15
 MANCE, Omar-Seli (G) 1998-99
 MARAVICH, Josh (G), 2002-05
 MARAVICH, "Pistol" Pete (G) 1967-70
 MARSHALL, Paul (G), 1991-92
 MARTIN, Ethan (G) 1977-81
 MARTIN, Jarell (F), 2013-15
 MARTIN, Ken G. (F) 1955-56
 MARTIN, Terry (G), 2006-09
 MASCIA, David (G), 1991-92
 MASON, C. C. "Charlie" (C) 1925-27
 MASON, Dameon (F), 2006-07
 MATTENZO, (G) 1908-09
 MATTICK, Rick (C) 1976-79
 MAYOCK, Dan (F) 1968-69
 MEADOR, Bob J. (F) 1949-51
 MENRELL, Dick (F) 1946-48
 MERLE, Dom A. (F) 1955-58
 MERRILL, Richard L. (F) 1947-48
 MICHAELIS, Bill (G), 1993-44; 46-49
 MICKEY, Jordan (F), 2013-15
 MIDDLEBROOK, (F) 1919-20
 MILANOVICH, Paul (G) 1967-68
 MILEY, Harry L. (G) 1944-45
 MILLER, Hurd J. (C) 1944-45
 MILLER, Nolen C. "Babe" (G) 1933-36
 MILLER, Robert "Bob" (G-F) 1975-77
 MINOR, Tack (G), 2003-05, 07
 MITCHELL, Darrel (G), 2002-06
 MITCHELL, Leonard (F-C) 1980-84
 MITCHELL, Tasmin (F) 2005-07; 08-10
 MIXON, Butch (G) 1958-59
 MOON, Lynn B. (C) 1956-59
 MOORE, Bill (G) 1944-45
 MOREY, Dale E. (F) 1939-42
 MORGAN, Malik (G), 2012-14
 MOSCOVITZ, Danny (G), 1990-91
 MOSELEY, V. (F) 1909-13
 MOUTON, Lyle (G) 1987-89
 MUNSON, Wayne (F) 1957-59
 MURPHY, Gene A. (F) 1947-51
 MURPHY, Mike (F) 1964-65
 MURRAY, C. C. (F) 1943-44
 MUTAVDZIC, Misha (C) 1994-96


N

NABORS, Gene (G) 1995-96
 NATTIN, George L., Jr. (G) 1959-62
 NELTNER, Ross (F), 2003-05
 NESON, Guy W. (C) 1929-32
 NESON, James (G) 1941-42
 NEWMAN, Donald (G) 1975-76
 NEWTON, Bill R. "Fig" (F) 1969-72
 NOLLEY, Landers (G/F) 1994-96
 NOTO, J. J. (G) 1923-24

T.J. Pugh



Don Redden



O

- O'BRYANT III, Johnny, (F), 2011-14
- OCHS,(F) 1945-46
- ODO, John (F), 2013-15
- O'NEAL, Shaquille (C) 1989-92
- O'QUINN, Leon (F) 1913-15
- OWENS, Andre (G) 1992-94
- OWEN, Chester (F) 1946-47
- OZBURN, Joe (G) 1948-51

P

- PALFI, Djole (F) 1994-95
- PALMER,(F) 1918-19
- PALUBINSKAS, Eddie (G) 1972-74
- PATTERSON, Jalyn (G), 2014-15**
- PAYNE,(G) 1913-15
- PEARCE, Clyde (F) 1913-17
- PERKINS, Greg (G) 1982-83
- PETTIT, Robert L. "Bob" (C) 1951-54
- PHARES, Jack (G) 1924-28
- PHILLIPS, W. J. (G) 1908-11
- PIAZZA, Doug (F) 1963-64
- PICOU, John (G) 1990-92
- POE, F. E. (F) 1929-30
- POPULIST, Daron (G), 2009-11
- POTTS, Chico (G) 1997-98
- PUGH T.J. (G) 1990-92


Q

- QUARTERMAN, Tim (G), 2013-15**
- QUIONEZ, 1918-19

R

- RABENHORST, O. "Dudey" (G) 1918-19
- RABORN, Tommy (F) 1957-61
- RAGUS, Leonard A. (G) 1959-60
- RAISOR, Phil (G) 1958-60
- RAMIREZ, M. (F) 1943-44
- RAMSDEN, Dave K. (C) 1966-69
- RANDOLPH, Anthony (F) 2007-08
- RASMUSSEN, Bob (F) 1966-67
- RAYMOND, Chris (G) 1972-74
- REDDEN, Don (G-F) 1982-86
- REILY, Charlie S. (F) 1909-12
- REYNOLDS, Jerry (F-G) 1982-85
- RILEY, Red (G) 1917-22
- RITTNER, Perrin (F) 1949-51
- ROACH, Danny (F) 1961-62
- ROBERT, Charley (F) 1951-53
- ROBERTS, Stanley (C-F) 1989-90
- ROBINSON, Antonio (G), 2014-15
- ROBINSON III, Elbert (C), 2014-15**
- ROLAND, Lamont (G) 1999-01
- ROLLE, Magnum (F) 2005-07

Derrick Taylor



Jerry Reynolds



- ROSS, A. L. (F) 1912-14
- RUBCHENKO, Roman (F) 1992-96
- ROY, R. S. (F) 1917-18
- RUDDOLPH, Gus (F) 1978-80
- RUSHING, Troy E. (F) 1953-57
- RYAN, Warren F. "Pat" 1908-09


S

- SAMUELS, H. J. (F) 1931-34
- SANBORN,(G) 1929-32
- SANDERS, Al T. "Apple" Jr. (G) 1945-47
- SANDERS, Al T. "Little Apple" III (C) 1969-72
- SANDERS, J. Y. (G) 1908-11
- SAXON, Jimmy (F) 1925-28
- SAYLOR, Doug (G) 1974-76
- SCALES, DeWayne (F) 1977-80
- SCHAPER, John N. (F) 1970-72
- SCHIELE, Chester (G) 1947-48
- SCHIELE, Joe (F) 1945-48
- SCHULTZ, Darrell (G) 1950-53
- SCOTT, Garrick (C), 1994-96
- SCOTT, Lester (G) 1988-89
- SEBASTIAN, Don J. (G) 1952-56
- SEBASTIAN, J. D. (G) 1919-20
- SHARP,(G) 1929-30
- SHEPPARD, Nick (C) 1995-97
- SHIRLEY, Calvin S. "Buddy" (G) 1965-67
- SHOCKEY, Jere (F) 1969-71
- SHORTESS, Henry (G), 2013-15**
- SHOWS, W. (F) 1941-43
- SHUMAKER, Steve (C) 1967-68
- SIENER, Carl (C) 1971-74
- SIGLER, Roger W. (F) 1953-57
- SIMMONS, Terrance (G) 1996-97
- SIMOES, Paulo (G) 1986-88
- SIMPSON, Gary (G) 1970-71
- SIMS, Billy (F) 1942-43
- SIMS, Keith (G) 1944-45
- SIMS, Wayne (F) 1987-91
- SIMS, Willie (G) 1977-81
- SINGLETON, Vernel (C) 1988-92
- SLOANE, LeGrand W. (F) 1942-43
- SMITH, Allen (G) 1959-60
- SMITH, Jabari (C) 1998-00
- SMITH, Nick (F) 1925-28
- SMITH, Terry (G) 1965-66
- SMITH, Tom (G) 1930-33
- SMITH, 1909-10
- SPEIGHT, Carlton, 2014-15
- SPENCER, Bo (G), 2007-10
- SPENCER, Duane (F) 1995-96
- SPILLER, S. (G) 1909-10
- SQUIRES,(F) 1929-30
- STANFEL, Rich (C) 1982-83
- STAYTON, Bill (G) 1931-33
- STEPHENS, Reed (F) 1947-48
- STEVENS, Ed (G) 1930-31
- STEVENS, Norman G. "Steve" (G) 1922-26
- STONE, Orval (F) 1949-51

Jose Vargas



Apple Sanders



- STOREY, M. (G) 1937-38
- STRINGER, Andre (G), 2010-14
- SWIFT, Stromile (F) 1998-00

T

- TANNEHILL, George M. (F) 1928-31
- TANNEHILL, T. (C) 1930-32
- TARASOVIC, George (F) 1951-52
- TAYLOR, Derrick (G) 1981-82; 83-86
- TAYLOR, Jeff (G) 1971-73
- TAYLOR, H. A. "Red" (F) 1927-28
- TEMPLE, Collis (C) 1971-74
- TEMPLE III, Collis (G) 1999-03
- TEMPLE, Garrett (G), 2005-09
- TERREBONNE, Greg (G), 2006-08
- THIGPEN, Tommy P. (C) 1964-67
- THOMAS, Quenton (G) 1994-95
- THOMAS, Tyrus (F), 2005-06
- THOMPSON, Charlie (G) 2000-04
- THOMPSON, Dick (G) 1947-51
- THOMPSON, T. (C) 1938-40
- THORNALL, Bill (F) 1942-43
- THORNTON, Marcus (G), 2007-09
- THORNTON, Quintin (F), 2007-09
- THORNTON, Sam B. 1922-23
- TIPTON, Wayne (F-G) 1964-67
- TITUS, Brandon (G) 1992-94
- TONKOVICH, Dawn (G) 1971-74
- TÖNN, R. W. "Ruddy" Jr. (F) 1930-32
- TORRANCE, Jack (C) 1931-34
- TRACEY, Dennis (G) 1988-90
- TRIBBETT, Jeff A. (G) 1967-70
- TRICHELLE, Bert (F) 1935-36
- TUCKER, Reggie (G) 1997-98
- TUDOR, Bobby (F) 1954-55
- TUDOR, John (G-F) 1980-84
- TURK, Dave (F) 1962-63
- TURNER, Ralston (G), 2010-12
- TURNLEY, J. E. "Bob" (G) 1943-44

U

- UFFMAN, Kenneth (F) 1947-48
- USSERY, Stephen (F) 1988-89

V

- VANCE, Damon (C) 1983-84
- VANCE, Griff D. (F) 1938-41
- VARGAS, Jose (C) 1984-88
- VOIGHT, Ken L. Jr (G) 1966-68
- VOOGD, Ben (G), 2005-07

W

- WADE, Malcolm "Sparky" (G) 1932-35

Anthony Wilson



DeWayne Scales



- WALDEN, Henry E. (C) 1912-15
- WALTERS, Bill (G) 1942-43; 45-47
- WALTERS, Jack (F) 1935-36
- WALTON, Adam (F) 1995-97
- WARNER, Jack (G) 1996-97; 99-00
- WARREN, Storm (F), 2008-12
- WASHINGTON, Rogers (F) 1995-97
- WEBB, Charlie L. (G) 1942-43; 45-47
- WEBER, S. R. "Chink" (G) 1922-23
- WELCH, Jim (C) 1936-37
- WELLS, Wendell Wally (G) 1934-37
- WESLEY, Bob (F) 1952-53
- WHITPLE, Xavier (G) 2001-05
- WHITE, Hamp (G) 1963-65
- WHITE, H. H. (G) 1915-16
- WHITE, Joe (C) 1955-57
- WHITE, Malcolm (F), 2010-12
- WHITEHURST, Charles (F) 1954-55
- WHITTLE, Bill (F) 1970-73
- WILKINSON, J. P. (G) 1912-16
- WILKINSON, W. Scott (G) 1913-17
- WILKINSON,(C) 1924-25
- WILLIAMS, Michael (G), 2012-13
- WILLIAMS, Jermaine (F) 1998-02
- WILLIAMS, John (F) 1984-86
- WILLIAMSON, Maurice (G) 1989-90; 91-93
- WILSON, Anthony (G) 1983-87
- WILSON, Bill L. (C) 1962-65
- WILSON, Edwin (G) 1985-86
- WILSON, Jason (F) 2000-02
- WILSON, Les (G) 1926-29
- WILSON, Nikita (C-F) 1983-87
- WOLF, Sidney "Izzy" 1918-19
- WOLFERT, Paul (F), 2002-05
- WOLFERT, Rick (C) 1972-73, 1974-75
- WOLFF, Dennis (G) 1973-75
- WOLFE, Jamaal (G) 1998-99
- WOMACK, Leroy (F) 1996-97
- WOODSIDE, Bernard (F) 1985-88

Y

- YATES, Robert P. (G) 1947-51
- YOUNG, JueMichael (F) 2001-02

Z

- ZIEGLER, Lonie (C) 1965-66
- ZINSER, Paul (G) 1953-55

This list represents basketball lettermen since LSU began basketball in 1908-09. The sports information office will appreciate your assistance in correcting any errors. Send all corrections or additions to Kent Lowe, P. O. Box 25095, Baton Rouge, La., 70894

Bernard Woodside



While some of the jersey numbers listed date back to the 1930s, records are somewhat incomplete through the 1950s. If you have changes, additions or corrections, please send them to Basketball SID Kent Lowe at clowe@lsu.edu for future updates.

0

Glen Davis, 2006-07

00

Charles Carmouche, 2013
 Brian Green, 2000-01-02-03
 Omar Self-Mance, 1999
 Hernan Montenegro, 1988

1

Jarell Martin, 2015
 Anthony Hickey 2012-13-14
 Tasmin Mitchell, 2006-07-08-09-10
 Regis Koundjia, 2005
 Tony Gipson, 2003-04

2

Johnny O'Bryant III 2012-13-14
 Chris Beattie, 2010
 Delwan Graham, 2009
 Dameon Mason, 2007-08
 Darrel Mitchell, 2003-04-05
 Brian Beshara, 2000-01

3

Elbert Robinson III, 2015
 Henry Shortess, 2014
 Jalen Courtney, 2013
 Garrett Green, 2010-11
 Anthony Randolph, 2008
 Tack Minor, 2004-05-06-07
 Torris Bright, 2000-01-02-03
 Jaamal Wolfe, 1999
 Reggie Tucker, 1998
 Doug Annison, 1993-94

4

Keith Hornsby 2015
 Corban Collins, 2013
 Chris Bass, 2009-10-11-12
 Ben Voogd, 2006-07
 Regis Koundjia, 2004
 JueMichael Young, 2002
 Stromile Swift, 1999-00
 Gene Nabors, 1996-97
 Jamie Brandon, 1992-93-94
 Fess Irwin, 1987-88
 Joe Schiele, 1947

5

Josh Gray, 2015
 Shavon Coleman, 2013-14
 Malcolm White, 2011-12
 Marcus Thornton, 2008-09
 Mildon Ambres, 2004
 Robert Royal, 2001
 Jamal Harrison, 2001
 DeJuan Collins, 1998
 Lester Earl, 1997
 Landers Nolley, 1995-96
 Andre Owens, 1993-94
 Justin Anderson, 1992
 Frank Jennings, 1947

10

Henry Shortess, 2015
 Andre Stringer, 2011-12-13-14
 Daron Populist, 2010
 Greg Terrebonne, 2007-08
 David Fleshman, 2005-06
 Charlie Thompson, 2001-02-03-04
 Rhodaria Caston, 1998
 David Bosley, 1994-95-96-97
 Maurice Williamson, 1990-92-93
 Parker Griffith, 1987-88
 Derrick Taylor, 1982-84-85-86
 Willie Sims, 1978-79-80-81
 Bob Miller, 1976-77
 Eddie Palubinskas, 1973-74

11

Shane Hammink, 2013-14
 Bo Spencer, 2008-09-10
 Josh Maravich, 2003-04-05
 Brandon Landry, 1999-00-01
 Djole Palfi, 1995
 Mike Hansen, 1991-92-93
 Anthony Wilson, 1984-85-86-87
 Drexal Allen, 1982
 Mark Alcorn, 1980-81
 Al Green, 1979
 Kenny Gray, 1958
 Roger Sigler, 1956-57
 Charlie "Bubba" Webb, 1947

12

Jarell Martin, 2014
 Ronald Martin, 2012
 Aaron Dotson, 2010
 Tyrus Thomas, 2006
 Ronald Dupree, 2000-01-02-03
 Darryl Cooper, 1999
 Sean Gipson, 1993-94
 John Picou, 1991-92
 Lester Scott, 1989
 Darryl Joe, 1987-88
 Johnny Jones, 1981-82-83-84
 Joe Combs, 1958
 Troy Rushing, 1955
 Frank Brian, 1947

13

Antonio Robinson, 2015
 Eddie Ludwig, 2010-11-12-13
 Terry Martin, 2007-08-09
 Pete Bozek, 2001-02
 Dennis Tracey, 1989-90
 Todd Kinchen, 1988
 John Hudson, 1960-61

14

Courtney, Jalen, 2011-12
 Garrett Temple, 2006-07-08-09
 Jaime Lloreda, 2003-04
 Quenton Thomas, 1995-96
 Kyle McKenzie, 1988-89
 Edwin Wilson, 1986
 Donald Green, 1983
 Matt England, 1981-82
 Stanley Jacobs, 1960-61

15

Jalyn Patterson, 2015
 Dennis Harris, 2010-11
 Magnum Rolle, 2006-07

Jeremy Comeaux, 1998
 Deuce Ford, 1996
 Ocie Conley, 1985-86
 Joe Johnson, 1984
 Ray Borner, 1982
 Ray Vallery, 1956
 Don Belcher, 1953-54-55

17

James Gremillion, 1947

20

Brian Bridgewater, 2015
 Dave Jackson, 2013
 Zach Kinsley, 2009-10
 Garrett Green, 2008
 Tim Bush, 2003
 Leroy Womack, 1997-98
 Ronnie Henderson, 1994-95-96
 T. J. Pugh, 1991-92
 Jason Cormier, 1989
 Neboisha Bukumirovich, 1985-86-87-88
 John Tudor, 1981-82-83-84
 Jordy Hultberg, 1977-78-79-80
 Donald Newman, 1976
 Randy Herring, 1974-75
 Jim Knudsen, 1972
 Tommy Henner, 1970
 Mark Bernbrock, 1969
 Ken Voigt, 1967-68
 Tommy Collins, 1959
 Bill Walters, 1946
 Abner Wimberly, 1944
 Griff Vance, 1941
 Tommy Thompson, 1939
 Glenn Delafield, 1937

21

Aaron Epps, 2015
 Matt Derenbecker, 2011
 Chris Johnson, 2006-07-08-09
 Courtney Trask, 2003
 Jermaine Williams, 2000-01-02
 Brian Beshara, 1999
 Randy Livingston, 1995-96
 Lenear Burns, 1990-91-92-93-94
 Lyle Mouton, 1988-89
 Dennis Brown, 1984-85-87
 Ethan Martin, 1978-79-80-81
 Doug Saylor, 1975-76-77
 Tommy Raborn, 1958
 Don Loughmiller, 1953-54
 Humberto Ramirez, 1944
 Jack Bushman, 1937

22

Darcy Malone, 2014-15
 Ralston Turner, 2011-12
 Taylor Jacobsen, 2010
 Darrel Mitchell, 2006
 Xavier Whipple, 2002-03-04-05
 Maurice Carter, 1996-97-98-99
 Clarence Ceasar, 1992-93-94-95
 Shawn Griggs, 1991
 Russell Grant, 1988-89
 Greg Perkins, 1983
 J. Brian Bergeron, 1979-80-81
 Kenny Higgs, 1975-76-77-78
 Wade Evans, 1973-74
 Ray Lewis, 1960
 Wayne Monson, 1958
 Troy Rushing, 1956-57

Jim McNeily, 1954-55
Gene Murphy, 1949-50
Vernon McMorris, 1944

23

Pete Maravich, 1968-69-70
Tom Collins, 1958
Charlie Seitz, 1957
Don Sebastien, 1954-56
Joe Ozburn, 1949-51
Jim McLeod, 1943
George Haynie, 1941
Felix Buchanon, 1938
Ray Giacoma, 1936-37
Sparky Wade, 1935

Note: Pete Maravich's number retired in 1970

24

Malik Morgan, 2013-14
Storm Warren, 2009-10-11-12
Terrence Simmons, 1997
Paul Johnson, 1993
Vernel Singleton, 1989-90-91-92
John Williams, 1985-86
Leonard Mitchell, 1981-82-83-84
Len Breda, 1977-78
Brent Boyd, 1976
Dennis Wolff, 1974-75
Jeff Taylor, 1972-73
Gary Simpson, 1971
Richard Hickman, 1968-69-70
Brad Brian, 1967
Buddy Shirley, 1966
Pat Chase, 1965
Sam Chase, 1962-63-64
Mahon Edmondson, 1961
Phil Raisor, 1960
Bobby Yates, 1949
Keith Sims, 1945
Dave Madison, 1942
Conley Hathorn, 1936-37-38
Ben Journeay, 1935

25

Jordan Mickey, 2014-15
Daron Populist, 2011
Ross Chouest, 2002
Louis Earl, 1997-98
Brandon Titus, 1993-94
Paul Marshall, 1992
Danny Moscovitz, 1991
Chris Carrier, 1986
Joe Costello, 1979-80-81-82
Randy Coppens, 1975-76-77
Dawn Tonkovich, 1972-73-74
John Brantley, 1971
John Carr, 1970
Rusty Bergman, 1968-69
Kenny Drost, 1965-66
Bob Fetter, 1961-62-63-64
Dick Davies, 1959-60
Dick Thompson, 1949-50-51
James McLeod, 1942
Wendell Wells, 1937

26

Talmadge Bozeman, 1940
Glenn Delafield, 1938

27

Elliot Gremillion, 1944
Raymond Bass, 1942
Tommy Thompson, 1940
Woodie Doshier, 1939
Nolan Miller, 1935, 1936

28

Glavis Edwards, 1946
Ed Lester, 1945
LeGrand Sloane, 1943
Felix Buchanon, 1940
Dick Burge, 1939
Jack Bushman, 1938

29

Edgar "Bud" Turnely, 1944
John Chaney, 1941-43
Howard Jackson, 1937
Audley MacDonald, 1936
Jack Harris 1935

30

Alex Farrer, 2006-07-08-09-10
Brandon Bass, 2004-05
Chico Potts, 1998
Stephen Ussery, 1989
Bernard Woodside, 1986-87-88
Theron Cojoe, 1983-84
Brian Kistler, 1981-82
Frank Lifetree, 1977-78
Michael Brown, 1976
John Enguist, 1973-74
Tommy Hess, 1970-71-72
Rick Lupcho, 1968-69
Buddy Shirley, 1967
Scott Eowling, 1966
Judd Cramer, 1964
George Nattin, 1960-61-62
Wayne Monson, 1959
Wilton Dale, 1944
Dave Madison 1943
Willie Morgan, 1940-41
Arnold Bryan, 1937
Bert Trichel, 1936
Buddy Blair, 1935

31

John Odo, 2014-15
Jermaine Williams, 1999
Oliver Brown, 1984-85-86-87
DeWayne Scales, 1978-79-80
Mark Smyth, 1977
Al "Little Apple" Sanders, 1970-71-72
Ralph Jukkola, 1967-68-69
Wayne Austin, 1965-66
Doug Piazza, 1964
Maury Drummond, 1961-62-63
Joe Borgini, 1960
Bobby Lowther, 1943
W. Shows, 1942
Frank Doughtry, 1938

32

Carlton Speight, 2015
John Isaac, 2012
Quintin Thornton, 2008-09
Paul Wolfert, 2003-04-05
Willie Anderson, 1998-99

Nick Shepherd, 1996-97
Harold Boudreaux, 1990-91-92
Paulo Simoes, 1987-88
Damon Vance, 1984-85
Howard Carter, 1980-81-82-83
Ernest Brown, 1979
Gary Huffman, 1975-76
Mickey Heard, 1974
Terry Smith, 1966
Randy Geyer, 1964-65
Ray Lewis, 1962
Lynn Moon, 1959
Charley Robert, 1953
Bobby Boggess, 1949-50-51
Dick Merrel, 1948
Clyde Lindsey, 1946
Hear Miller, 1944
William Walters, 1943
Sid Auger, 1936

33

Marqus LeDoux, 1999
Glover Jackson, 1994
Shaquille O'Neal, 1990-91-92
Ricky Blanton, 1985-86-87-88-89
Steffond Johnson, 1982-83-84
Walter Campbell, 1978-79
John Breathwit, 1976-77
Mike Darnall, 1974-75
Steve Chidley, 1972
Jere Shockey, 1971
Jeff Tribett, 1968-69-70
Kenny Drost, 1967
Brad Brian, 1965-66
Steve Cram, 1964
Ellis Cooper, 1961-63
Butch Mixon, 1959
Lynn Moon, 1957-58
Bob Freshley, 1953-54
Orval Stone, 1950
Ray Bass, 1949
Dick Harris, 1944
Jack Fulkerson, 1942
Walker Cress, 1937
Lloyd Lindsey, 1935
Note: Shaquille O'Neal's number retired in Dec. 2000

34

Glen Davis, 2005
Mildon Ambres, 2003
Cedric Carter, 1998-99
Alonzo Johnson, 1995
Randy Duvall, 1990
Tyrone Black, 1980-81-82-83
John Shaper, 1971-72
Kent Johnson, 1970
Chuck Legler, 1968-69
Dave Ramsden, 1967
Harry Heroman, 1964-65-66
Dave Turk, 1963
Ray Lewis, 1960-61
Carey Guglielmo, 1958
R. R. McCain, 1957
Paul Zinser, 1954-55
Joe Dean, 1950-51
Bill Michaelis, 1949
Winson Hoover, 1944

35

Darnell Lazare, 2004-05-06-07
 Rogers Washington, 1996-97-98
 David Mascia, 1993
 Chris Jackson, 1989-90
 Jerry Reynolds, 1983-84-85
 Lionel Green, 1976-77-78-79
 Glenn Hansen, 1974-75
 Bill Whittle, 1971-72-73
 Danny Hester, 1969-70
 Chuck Legler, 1967
 Larry Henderson, 1965-66
 Jack Belcher, 1964
 Ray Hines, 1960
 Carey Guglielmo, 1959
 Dom Merle, 1957-58
 Dick Holt, 1956
 Norman Magee, 1953-54-55
 Bob Meador, 1949-50-51
 Jim Welch, 1937
 Kernan Banker, 1936

36

Bill Bohannon, 1936

37

Doc Floyd, 1937
 Buster Bryan, 1936

38

W. D. Leathers, 1935-36-37

39

Willard Beeson, 1936

40

Brian Helquist, 1999
 Durand "Rudy" Macklin, 1977-78-79-80-81
 Paul Kates, 1976
 Carl Siener, 1972-73-74
 Bob Lang, 1970
 Paul Milanovich, 1968
 Wayne Tipton, 1965-66
 Steve Cram, 1963
 Bob McLoughlin, 1962
 Stan Jacobs, 1959
 Bob Loftin, 1958
 Bill Lee, 1954
 Sonny Gregory, 1950
 Jack Hall, 1949
 Wendell Well, 1936
 Note: Rudy Macklin's uniform with No. 40 retired in Feb. 2010.

41

Justin Hamilton, 2012
 Ross Neltner, 2005
 Collis Temple III, 1999-00-01-02-03
 Duane Spencer, 1996-97
 Richard Krajewski, 1989-90-91
 Nikita Wilson, 1984-85-86-87
 Rick Mattick, 1977-78-79-80
 Collis Temple, Jr., 1972-73-74
 Nelson Isley, 1971
 Jere Shockey, 1969
 Bob Grdley, 1968
 Wayne Tipton, 1967
 Pat Chase, 1966

Ronnie Register, 1965

42

Antonio Hudson, 2002-03-04-05
 Bob Hall, 1997
 Ben McDonald, 1987-88
 Edwin Wilson, 1986
 Duane DeArmond, 1977-78-79-80
 Willie High, 1976
 Marty Allman, 1971-72-73
 Steve Shumaker, 1968
 Bob Rasmussen, 1967
 Hamp White, 1964-65
 Jim Lindsey, 1949-50

43

Lamont Roland, 2000-01
 Misha Mutavdzic, 1995-96
 Geert Hammink, 1989-90-91-92-93
 Jose Vargas, 1985-86-87-88
 Greg Cook, 1978-79-80-81
 Frank LeFevre, 1975
 Ralph Loe, 1973
 Bill Newton, 1970-71-72
 Dave Ramsden, 1969
 Randy LaMont, 1968
 Pete Henry, 1966
 Dick Maile, 1963-64-65
 Norman Card, 1962
 Allen Smith, 1960
 Stan Jacobs, 1959
 Bill Loftin, 1958
 Ken Marten, 1956
 Les Jones, 1953-54
 Perrin Rittner, 1950

44

Thomas Davis, 2002-03
 Jason Wilson, 2001
 Adam Walton, 1995-96-97
 Kirk Goehring, 1993
 Wayne Sims, 1988-89-90-91
 Don Redden, 1983-84-85
 Andy Campbell, 1978-79-80-81
 Scott Spencer, 1977
 Ed LeBlanc, 1973-74-75-76
 Tommy Thigpen, 1965-66-67
 Norman Card, 1964
 Howard Keene, 1962-63
 Raymond Arthur, 1961
 Joe Clune, 1960
 Jim Crisco, 1957-58-59
 Byron Johnson, 1949-50
 Bob Meador, 1948

45

Brandon Eddlestone, 2014-15
 Mychal Williams, 2013
 Aaron Dotson, 2011
 Ross Neltner, 2004
 Jack Warner, 1997-98-99-00-01
 Roman Rubchenko, 1993-94-95-96
 Zoran Jovanovich, 1985-86
 Rick Stanfel, 1983
 Gus Rudolph, 1979-80
 Floyd Bailey, 1975-76-77-78
 John Brantley, 1972
 Drew Corley, 1967-68-69
 Lonnie Ziegler, 1965

Bill Wilson, 1963-65
 Tom Conklin, 1961-62
 Phil Raisor, 1959
 Mark Freeman, 1950
 Graves Holloway, 1949

50

Joe Combs, 1959
 Bob Pettit, 1952-53-54
 Note: Bob Pettit's number retired in 1954

51

Joshua Badeaux, 2013
 Shawnson Johnson, 2003
 Jason Wilson, 2002
 Scott Bowling, 1965
 Randy Geyer, 1963
 John Bayley, 1961-62
 Carey Guglielmo, 1960

52

Jabari Smith, 1999-00
 Jeremy Comeaux, 1998
 Duncan Dowling, 1963
 Tommy Raborn, 1959-60
 Joe Fahey, 1955-56
 Benny McArdle, 1953-54
 Darrell Schultz, 1951

53

Stanley Roberts, 1990
 Jack Blecher, 1962-63
 Bob Loftin, 1959

54

Brad Bridgewater, 1999-00-02-03
 Garrick Scott, 1995-96
 Norman Card, 1963
 Duncan Dowling, 1962
 Tom Conklin, 1961
 Earl Long, 1959
 Joe White, 1956
 Ned Clark, 1954-55

55

Tim Quarterman, 2014-15
 Andrew Del Piero, 2012-13
 Kenneth Bridges, 1953

LSU Athletic Hall of Fame

The LSU Athletic Hall of Fame is one of the most prestigious athletic clubs that recognizes only the best and brightest of LSU athletes. All student-athletes in the LSU Athletic Hall of Fame must have received their degree at LSU to be eligible.

In 2007, a category was added to allow coaches and administrators into the LSU Hall of Fame. That allowed both coaches Harry Rabenhorst and Dale Brown and trainer Dr. Marty Broussard to enter the prestigious hall.

Listing includes the members of the Hall of Fame involved in LSU Basketball:

Malcolm "Sparky" Wade -- Inducted in 1937

Joe Dean -- Inducted in 1953

Bob Pettit -- Inducted in 1954

Joe Bill Adcock -- Inducted in 1978

Bobby Lowther -- Inducted in 1978

Durand "Rudy" Macklin -- Inducted in 1990

Shaquille O'Neal -- Inducted in 2000

Dr. Martin J. Broussard (Athletic Trainer) -- Inducted in 2009

Harry Rabenhorst (Head Coach) -- Inducted in 2009

Frank Brian -- Inducted in 2013

Dale Brown (Head Coach) -- Inducted in 2013

Louisiana Sports Hall of Fame

To be a member of the Louisiana Sports Writers Hall of Fame is one of the greatest honors that could be bestowed on an athlete from this state or who has performed a portion of his career in this state. Each year's class continues to add to the prestige of the growing list of Hall of Fame inductees. The Hall of Fame ceremonies are conducted each June in Natchitoches at the Natchitoches Events Center just a block from the new multi-million dollar home of the Hall of Fame that opened in June 2013.

A total of 14 men and women who participated in the LSU basketball program either as players or coaches have been inducted in the Hall of Fame. In 2005, LSU's Durand "Rudy" Macklin, a member of the 1981 Final Four team and the No. 1 rebounder and No. 2 scorer in LSU men's history, along with late former LSU women's head coach Sue Gunter were inducted.

In 2009, the late Dr. Martin J. Broussard became the first athletic trainer ever inducted into the Louisiana Sports Hall of Fame.

This past year, LSU and NBA icon Shaquille O'Neal delighted a packed house for his induction ceremony.

The 14 LSWA Hall of Famers with their years of participation in LSU basketball in parenthesis:

Buddy Blair -- (F, 1933-35, member 1935 national champions), inducted 1981

Frank Brian -- (F, 1942-43; 1945-47, All-SEC 1943, 1946, two-time NBA All-Star), inducted in 1986

Dr. Martin J. Broussard -- LSU athletic trainer for six decades, inducted 2009

Dale Brown -- (Coach, 1972-96, 1981, 1986 NCAA Final Four; 1979, 1981, 1985, 1991 SEC Championships, all-time winningest coach at LSU, 448 wins), inducted in 1999

Joe Dean -- (F, 1949-52; TV Commentator, LSU Athletic Director, 1987-2000), inducted in 2001

Sue Gunter -- (Coach, LSU 1982-2004), inducted into Naismith Hall of Fame, Fall 2005, inducted in 2005.

Bobby Lowther -- (F, 1942-43; 1945-48, All-SEC 1946, All-American in 1946 in both basketball and track and field), inducted in 1995

Rudy Macklin -- (F, 1976-81, All-SEC 1977, '78, '80, '81, All-American 1981) Second leading scorer, first in rebounding, inducted in 2005.


Pete Maravich -- (G, 1967-70, three-time All-American, Division I all-time scorer), inducted in 1984

Shaquille O'Neal -- (C, 1989-92, SEC POY 1991, 1992; National Player of the Year 1991; All-American 1991, 92; NBA No. 1 pick, 1992), inducted in 2013

Bob Pettit -- (C, 1951-54, two-time All-American, 1953 Final Four member, 10-time NBA All-Star), inducted in 1973



Frank Brian speaks to crowd at 2013 LSU Athletic Hall of Fame banquet.



Dale Brown receives his LSU Hall of Fame award from Johnny Jones.

Harry Rabenhorst -- (Coach, 1925-42, '45-57, 1935 national championships, 1953 Final Four), inducted in 1970

Malcolm "Sparky" Wade -- (G, 1932-35, member 1935 national champions, first LSU All-American), inducted 1962

Joyce Walker -- (G, 1981-84, three-time Kodak All-American), inducted in 1997



Kenny Higgs with wife Jill receives his LABC Hall of Fame plaque at the 2011 induction ceremony.

Louisiana Association of Basketball Coaches

Formed in 1974, the LABC represents the colleges and universities of the state in an effort to promote basketball on all levels in Louisiana.

LABC Hall of Fame

Mahmoud Abdul-Rauf -- (G, 1988-90, played as Chris Jackson, NCAA all-time leading freshman scorer, All-American, 1989-90) -- inducted in 1998.

Ricky Blanton -- (F, 1984-86; 87-89, All-SEC 88, 89 ... Member 1986 Final Four team) -- inducted in 2010

Frank Brian -- (F, 1942-43; 45-47, All-SEC 1943, 1946, two-time NBA All-Star), inducted in 1987.

Howard Carter -- (G, 1979-83, member 1981 Final Four team), inducted 1994

Dale Brown -- (Coach, 1972-1997, winningest coach in LSU history), inducted 2005

Joe Dean -- (F, 1949-52), LSU Athletic Director, inducted 1985

Kenny Higgs -- (G, 1974-78); All-SEC, 1976-78, inducted 2011

Jerry Reynolds -- (F, 1982-85, All-SEC 1984, 1985), inducted 2003

Durand "Rudy" Macklin -- (F, 1976-78; 1979-81, member 1981 Final Four team, school's all-time leading rebounder), inducted 1987.

Dick Maile -- (F, 1962-65), inducted 2005

Pete Maravich -- (G, 1967-70, three-time All-American, Division I all-time scorer), inducted in 1977.

Leonard Mitchell -- (F, 1981-84, Member 1981 Final Four Team), inducted 2000

Shaquille O'Neal -- (C, 1989-92, two-time All-American, National Player of the Year, 1991), inducted 1998.

Bob Pettit -- (C, 1951-54, two-time All-American, 1953 Final Four member, 10-time NBA All-Star), inducted in 1976, charter inductee

Harry Rabenhorst -- (Coach, 1925-42, '45-57, 1935 national champions, 1953 Final Four), inducted in 1979.

Don Redden -- (F, 1982-86, member 1986 Final Four team), inducted 1993

Roger Sigler -- (F, 1953-57, All-SEC 1956, '57), inducted 1999

Collis Temple, Jr. -- (F, 1971-74), inducted 1995

Malcolm "Sparky" Wade -- (G, 1932-35, member 1935 national champions, first LSU All-American), inducted 1977

LABC Mr. Basketball Award

Given annually by the LABC to someone who has made a significant contribution to basketball in the state of Louisiana.

Joe Dean -- inaugural recipient in 1975

Bob Pettit -- recipient in 1976

Dale Brown -- recipient in 1988


Shaquille O'Neal -- recipient in 2000, L.A. Lakers

Collis Temple, Jr. -- recipient in 2015

LABC Don Landry Award

Named in honor of the founder and first president of the LABC, given to someone who has rendered distinguished service and made a significant contribution to the LABC.

Dale Brown -- inaugural recipient in 1998.



Former LSU Basketball star Collis Temple, Jr., was the 2015 recipient of the LABC Mr. Louisiana Basketball Award, here with former LSU Basketball Coach Dale Brown and current Tiger head coach Johnny Jones.

LABC Bob Pettit Award

Given to the professional player of the year from Louisiana.

Shaquille O'Neal -- recipient in 1994, 1995, Orlando Magic

Shaquille O'Neal -- recipient in 2000, 2001, 2002, 2004 L.A. Lakers

Shaquille O'Neal -- recipient in 2005, 2006, 2007 Miami Heat.

Marcus Thornton -- recipient in 2010 New Orleans Hornets.

LABC Tommy Joe Eagles Memorial Award

Given to the college coach of the year in Louisiana

Dale Brown -- recipient in 1979, 1981, 1986, 1987

John Brady -- recipient in 2000, 2003, 2006

Trent Johnson -- recipient in 2009

Johnny Jones -- recipient in 2015

LABC Pete Maravich Memorial Award

Given to the major college player of the year in Louisiana

Durand Macklin -- recipient in 1981

Don Redden -- recipient in 1986

Nikita Wilson -- recipient in 1987

Chris Jackson -- recipient in 1989, 1990

Shaquille O'Neal -- recipient in 1991, 1992

Stromile Swift -- recipient in 2000

Ronald Dupree -- recipient in 2003

Brandon Bass -- recipient in 2005

Glen Davis -- recipient in 2006, 2007

Marcus Thornton -- recipient in 2009

Tas Mitchell -- recipient in 2010

Jarell Martin -- recipient in 2015

Living Legends - SEC Tournament

1999 - Bob Pettit

2000 - Durand Macklin

2001 - Joe Dean

2002 - Ricky Blanton

2003 - Pete Maravich

2004 - Dale Brown

2005 - Bobby Lowther

2006 - Collis Temple Jr.

2007 - Dick Maile

2008 - Frank Brian

2009 - Ethan Martin

2010 - Ned Clark

2011 - Howard Carter

2012 - Kenny Higgs

2013 - Bert Hamminck

2014 - Chris Jackson

2015 - Ronald Dupree



Ronald Anderson
Baton Rouge, La.
Member-at-Large



Scott Angelle
Breaux Bridge, La.
District 3



Scott Ballard
Covington, La.
District 1



R. Blake Chatelain
Alexandria, La.
District 5



Garret "Hank" Danos
Larose, La.
District 3



Ann Duplessis
New Orleans, La.
District 2
Chair



Stanley J. Jacobs
New Orleans, La.
District 1



Raymond Lasseigne
Bossier City, La.
District 4
Chair-Elect



Jack Lawton
Lake Charles, La.
District 7



Lee Mallett
Lake Charles, La.
District 7



Rolfe McCollister
Baton Rouge, La.
District 6



Jim McCreery
Shreveport, La.
District 4



James Moore
Monroe, La.
District 5



J. Stephen Perry
New Orleans, La.
District 2



Robert Yarborough
Baton Rouge, La.
District 6
Past Chair



Brandon Crain
Alexandria, La.
Student Member



Dr. F. King Alexander

President, LSU



Dr. F. King Alexander is the president of Louisiana State University, which has an annual budget of \$3.4 billion and more than 54,000 students. He was appointed to the position by the LSU Board of Supervisors in March 2013 and assumed the position on July 1, 2013.

Prior to being named the incoming president, Dr. Alexander was president of California State University, Long Beach (2006-2013) one of the nation's largest public universities located in southern California.

During his more than seven-year tenure at California State University, Long Beach, Dr. Alexander was twice named the California State University Student Association (CSSA) "President of the Year," which represents all 23 California State Universities and its over 440,000 students.

Prior to becoming president of California State University, Long Beach, Dr. Alexander was president of Murray State University in Kentucky (2001-2005) and was a faculty member at the University of Illinois, Champaign-Urbana, where he was the director of the graduate higher education program.

A Kentucky native who grew up in north Florida, Dr. Alexander received his Ph.D. from the University of Wisconsin-Madison in higher education administration with a focus on finance and educational policy analysis, and a Master of Science degree from the University of Oxford, Oxford, England in comparative educational studies.

As a teacher and administrator, Dr. Alexander has received many honors, including the University of Wisconsin-Madison School of Education Alumni Achievement Award

(2002) and has research university faculty affiliations at the University of Wisconsin-Madison Center for the Study of Postsecondary Education (WISCAPE) and Cornell University Higher Education Research Institute (CHERI).

Alexander is an internationally-respected expert in higher education finance and public policy and frequently publishes in national journals and for organizations in this field. He has served as a reviewer, an editorial board member, and a university instructor and faculty member, teaching courses in higher education finance, law, history and current events.

Dr. Alexander also has been asked to represent public higher education colleges and universities on numerous occasions to the United States Congress on issues of college affordability, student indebtedness, and institutional efficiency and effectiveness in efforts to address many of the growing challenges facing American higher education. Due to his national recognition and involvement on higher education issues, Dr. Alexander has served on numerous U.S. higher education and statewide organizational leadership boards where he remains very active.

Dr. Alexander and his wife, Shenette, have three children: Kylie, Savannah and Madison.



Dr. Bill Demastes

Faculty Athletics Representative

Dr. Bill Demastes, a professor of English at LSU, is in his fourth year as Faculty Athletics Representative. Dr. Demastes earned his Ph.D. in English in 1986 from the University of Wisconsin-Madison with a Field of Study of Drama as Genre and a specialization in 20th-Century American and British Drama. He earned his masters in

English in June 1979 from the University of Georgia in Athens where he specialized in 19th-Century American Literature.

At LSU, he served as Associate Dean of the College of Arts and Sciences from 2001-2004 and Director of Undergraduate Studies for the Department of English from 1999-2001 and 2010-11. He has also served as Associate Chair of the Department of English (1998-99); Director of the Master of Arts in Liberal Arts Program (1996-2004); and, Director of Graduate Studies in the Department of English (1992-94; 2006-06).

He was honored with the LSU Alumni Association Faculty Excellence Award in 2000 and in 2002 won the LSU Distinguished Faculty Award. He was named in 2009 an LSU Rainmaker which is given to the top 100 LSU Faculty. In 2010 and 2013 he received the Tiger Athletic Association Undergraduate Teaching Award, and in the summer of 2011, he was named the Harry Ransom Summer Fellowship recipient by the University of Texas.



Joe Alleva

LSU Vice Chancellor/Director of Athletics

Joe Alleva continues to bring unprecedented national recognition to LSU as Vice Chancellor and Director of Athletics. Under Alleva's leadership, LSU enjoys one of the country's premier athletics programs with success on and off the field of competition. Now in his eighth year at LSU, Alleva is dedicated to athletic and academic excellence, and he is committed to providing the opportunities and the resources necessary for student-athletes to excel in competition, in the classroom and in the community. Alleva joined the LSU family on April 4, 2008 after a highly successful tenure as director of athletics at Duke University for 10 years. He was named vice chancellor at LSU in August of 2009, marking the first time in school history that the director of athletics has also held a vice chancellor position.

Alleva is currently serving a five-year term on the prestigious NCAA Men's Basketball Committee, enhancing his reputation as one of the most respected athletic administrators in the country. He has been appointed to numerous national committees throughout his career, including the Football Bowl Certification Committee, the NCAA Division I Championships/Competition Cabinet and several Southeastern Conference and Atlantic Coast Conference committees.

Upon his arrival at LSU, Alleva unveiled a strategic master plan for the LSU athletics program – "LSU: Thru and True" – to confirm the advancement and future of LSU Athletics as an exemplary enterprise. The central mission of the plan is to create an environment for student-athletes to reach their ultimate potential, prepare them to be champions in life and to set out goals and values for the entire athletics program.

Living up to Alleva's mantra of "competition, classroom, community," a total of 71 proud Tigers received their degrees from the university during LSU commencement ceremonies in December and May. LSU's Graduation Success Rate as reported by the NCAA remains at an all-time high for the university with a score of 81. LSU student-athletes in 2014-15 logged 3,961 hours in community service work across 21 sports through LSU's "Geaux Givers" program.

Alleva's strong commitment to academics ensures that the Cox Communications Academic Center for Student-Athletes is a first-class facility that cultivates success in the classroom and the development of life skills. And with an emphasis on community outreach programs, the implementation under Alleva's direction of the "Geaux Givers" fosters a relationship between the local citizens and LSU student-athletes. Alleva has also bolstered the L-Club program to connect with former student-athletes, and he has supervised the thriving "Project Graduation" program in which former student-athletes return to LSU to earn their degrees.

Alleva's tenure has been distinguished by a number of significant athletic achievements, including four 10-win seasons and 69 total victories by the football team. The Tigers have played in a bowl game in each of Alleva's seven gridiron seasons and LSU has finished in the Top 20 five times in that period. LSU under Alleva's leadership has claimed the 2009 baseball national championship and three College World Series berths, the 2015

men's golf national championship, two women's basketball Sweet 16 appearances, three gymnastics Super Six berths, two softball College World Series appearances and 16 NCAA Top 5 finishes indoors and outdoors by the men's and women's track and field teams. The Tigers in the past seven seasons have earned 33 individual NCAA championships in the sports of men and women's track and field, gymnastics, men's golf and women's golf. LSU has captured 14 Southeastern Conference team championships, and the Tigers have won 90 individual SEC titles during Alleva's term.

The men's golf national championship – the Tigers' fifth title and their first since 1955 – highlighted a remarkable 2014-15 season that featured history-making performances. Sixteen of LSU's 21 sports earned points toward the school's No. 15 national ranking in the 2014-15 Learfield Directors' Cup, marking the Tigers' third finish in the Top 15 during Alleva's tenure. The Tigers had seven Top 10 NCAA finishes, and LSU became the first school in SEC history to play in a bowl game, have both its men's and women's basketball teams reach the NCAA Tournament, and advance to the College World Series in baseball and softball in the same athletic year. LSU joined Florida State and Texas as the only schools in NCAA annals to accomplish the bowl game, men's/women's NCAA basketball tournament, and baseball/softball College World Series feat.

In addition, the LSU men's programs captured the 2014-15 Southeastern Conference All-Sports title, the first for the LSU men since 1996-97, and the LSU women finished third in the SEC all-sports standings. The baseball team led the nation in wins with 54, won the SEC title and earned a berth in the CWS for the second time in three years. The softball team reached the Women's CWS for the second time in four years and secured the program's first No. 1 ranking. The men's basketball program continued its return to national prominence by winning 22 games, finishing third in the SEC and

participating in the NCAA Tournament. The men's track and field squad placed fourth in the NCAA Outdoor Championships, and both the men's and women's teams posted Top 10 finishes in the NCAA Indoor Championships.

The 2015 LSU gymnastics team drew sold-out crowds to the Maravich Center and won its third straight NCAA regional title. The volleyball team advanced to the second round of the NCAA Tournament, the women's golf team recorded a Top 20 NCAA finish, the men's and women's tennis teams recorded victories in the NCAA Tournament, and the women's swimming and diving teams sent a school-record 11 competitors to the NCAA meet.

Alleva's vision keeps LSU among the nation's leaders in athletic facilities. In the fall of 2014, LSU opened the expansion of the South End Zone of Tiger Stadium – a project that added premium seating, general public seating and two state-of-the-art video boards – continuing an effort to augment one of the most iconic venues in all of college sports. Since 2010, Alleva has directed an aggressive campaign to preserve and enhance the appearance of Tiger Stadium that has included the installation of new windows, lighting systems, gating systems, and championship plazas. The Football Operations Building will soon experience a significant renovation to maintain its status as a high-functioning workplace for coaches and players.

LSU's world-renowned track and field program in 2010 received a new running surface in Bernie Moore Stadium, and extensive renovations to the Maddox Field House in the spring of 2014 give the Tigers a first-class indoor track and field venue. Alleva directed a major renovation to the University Club golf course that was completed in September 2010 and allows the LSU men's and women's golf teams to play on one of the most challenging courses in the country. An overhaul of the LSU soccer facility was completed in the fall of 2011, converting the stadium into fan-friendly venue.

This fall, LSU will open a new gymnastics practice facility and a new tennis complex featuring indoor and outdoor courts. Future plans include the construction of a modern Nutrition Center for Student-Athletes, a facility that will house full-time chefs and nutritionists for all Fighting Tiger competitors.

Alleva is an innovator with bold ideas that benefit all of Greater Baton Rouge. He has been instrumental in the planning of the Bayou Country Superfest, a three-day country music concert and festival held in Tiger Stadium each spring. The event attracts over 100,000 visitors to the LSU campus and makes a tremendous economic impact upon the local community.

Alleva became director of athletics at Duke in 1998 and his impressive tenure there propelled the university into the ranks of America's top all-around collegiate programs. Among his outstanding list of accomplishments includes the greatest 10-year period in Duke Athletics, winning more ACC and NCAA championships than in any other decade in school history.

Alleva, whose hometown is Suffern, N.Y., majored in Finance at Lehigh University and received his bachelor's degree in 1975. While at Lehigh, Alleva was the quarterback of the football team and team captain in 1974. Alleva also played on the Lehigh baseball team. He served as a graduate assistant football coach and earned an MBA in 1976.

While at Duke, Alleva played a key role in Durham's community sports scene. He started Little League Baseball in Durham over 20 years ago, and also began the American Legion baseball program.

He is a member of the North Carolina American Legion Hall of Fame, Suffern High School Hall of Fame and the Rockland County Hall of Fame.

Alleva and his wife, Annie, have three children, J.D., Jeff, and Jenny, one granddaughter and one grandson.



Verge Ausberry
Senior Associate AD/Operations and Administration

A former LSU football standout, Verge Ausberry joined the athletics administrative staff in August 2001 as the Associate Athletics Director for Operations and was appointed to the position of Senior Associate Athletics Director in May 2006.

Ausberry supervises and is responsible for football operations and football scheduling. He also oversees the LSU men's and women's track and field programs, the equipment staff, the strength and conditioning staff, the Dr. Martin Broussard training room, the video department and football game management.

Ausberry, from New Iberia, La., played inside linebacker for the Tigers, lettering in 1986-89. He was part of two SEC championship teams, playing on teams that went to four bowl games.

Before joining the LSU athletic administration, he was very closely involved in the athletic program, first serving for almost seven years as a member of LSU's highly regarded Academic Center for Athletes.

After leaving the Academic Center, he moved in July 1999 to the Tiger Athletic Foundation staff as part of LSU's fundraising arm.

Ausberry received his Bachelor of Science degree in education in May of 1990, his Master of Education degree in May of 1992 and his specialist in higher education administration in 2004. He is presently a doctoral candidate in higher education administration at LSU. He is married to the former Cheri Morial of New Orleans and they have two boys, Austin(10) and Jaiden(9).



Bo Bahnsen
Senior Associate AD/Compliance and Planning

Returning in 2009 to serve the department in the Compliance Office, Bahnsen is once again proving to be a very versatile member of the athletic department.

Before moving back to Compliance, Bahnsen served the previous five years, in a valuable role as Associate Athletics Director for Internal Relations, overseeing the ticket office and all customer

service operations.

Prior to December of 2003, Bahnsen's primary responsibility for the previous 14 years was to serve as LSU's NCAA compliance officer.

Bahnsen served as manager of the LSU basketball team as an undergraduate at LSU. In 1982, he became the administrative assistant for the men's basketball team, where he worked for five years.

In July 1987, he became administrative assistant to Athletics Director Joe Dean, overseeing the purchasing office and departmental travel operations until his promotion in 1989. In 1989, he was assigned his primary responsibility as NCAA compliance officer as assistant athletics director, and then was promoted to associate AD in 1996.

Bahnsen has been responsible for overseeing the successful implementation of LSU's Tradition Fund Program, a football-seating plan that requires contributions for the right to purchase approximately 45,000 seats in Tiger Stadium. In 2009, he helped organize the highly successful LSU celebration of the 100th anniversary of the Men's Basketball Program.

A native of Wharton, Texas, Bahnsen attended Wharton County Junior College for two years before transferring to LSU in 1979. He earned his Bachelor of Science degree in physical education.

Bahnsen, 56, is married to the former Karen Mayson, a former LSU golfer and current head coach of the Lady Tigers golf program. The couple has two children, Darren and Devin.



Mark Ewing
Senior Associate AD/Business

Mark Ewing, a 31-year employee of Louisiana State University, is in his 15th year with the Athletics Department, and serves as the department's Senior Associate Athletics Director for Business and the department's Chief Financial Officer.

His duties as the department's Chief Financial Officer includes oversight of the departments over \$109 million budget, management of the athletic business office, oversight of all travel, human resources, and purchasing. He also supervises the Athletic Ticket Office and serves as the liaison for concession operations. He is responsible for the department's financial forecasting and provides the financial information necessary for funding athletic construction and maintenance projects. He also serves as the

department's administrator for men's and women's golf.

Ewing came to athletics from LSU's Office of Budget and Planning. He served as LSU's Budget Director overseeing the development and management of the university operating budget.

Ewing, who is a native of Pointe Coupee Parish, received a bachelor's degree in finance from LSU in 1978 and a master's degree in public administration from LSU in 1995.

Ewing is married to the former Gail Ingram of Morgan City, Louisiana and they have three daughters, Andrea, Arleen and Molly Sue. He also has three granddaughters -- Ansley Grace, Dorothy Claire and Evelyn McLain.



Ronnie Haliburton
Senior Associate AD/Athletic Facility Management

Ronnie Haliburton, who served as director of facility services in the LSU Athletics Department for three years, was promoted to Associate Athletics Director for Athletic Facility Management in March 2007.

Haliburton came to the athletics department in December of 2003 from LSU's facility maintenance department, where he served as manager for five years. He was responsible for the overall management of custodial operations, special events crews, stock room inventory and equipment repair.

Haliburton played as a tight end for the LSU football team from 1986-89, and was a member of two Southeastern Conference championship teams. He later played for the Denver Broncos for three years.

He first joined LSU in an administrative capacity in 1994 as resident assistant of Broussard Hall, then the school's athletic dormitory, before moving to the weight room as a student assistant strength coach.

Haliburton became a resident manager in 1996 before being named coordinator of residence life later that year. In 1998, he became Manager of Facility Maintenance at LSU.



Eddie Nuñez
Senior Associate AD/Internal Affairs and Development

Eddie Nuñez joined the Athletics Department in October 2003 as the Director of Game and Event Management and was promoted to Associate Athletics Director for Operations and Project Development in June of 2007 and Senior Associate Athletic Director in 2009. Nuñez has 15 years of experience working in intercollegiate athletics.

As a member of the Senior Management Team, Nuñez's responsibilities include assisting in the oversight of day to day operations of the athletic department and serves as the program administrator for men's basketball program, men's and women's tennis programs. He also supervises the Marketing/ Promotions, Communications and Creative Services departments as well as directs all capital projects for the Athletic Department and Tiger Athletic Foundation. Under his guidance, the athletic department has experienced over \$300 million dollars in renovations and construction of athletic facility projects. Nuñez also serves as the Athletic Department's liaison with LSU Sports Properties and the Tiger Athletic Foundation as well as assist in fundraising/development. During his time at LSU, he has been appointed to represent the department of athletics on various University and community committees.

Nuñez came to LSU after two and half years as the Director of Game and Event Management at Vanderbilt University. At Vanderbilt, along with directing the Game and Event Management department, he also assisted in construction of numerous facilities from the renovation of Memorial Gymnasium and addition of a new Basketball Practice Facility to the construction of their Baseball stadium. Prior to that, Nuñez served as men's basketball administrative assistant coach at Marquette University for one year and two years as men's basketball graduate assistant for coach Billy Donovan at the University of Florida.

Nuñez played two seasons on the University of Florida basketball team in 1997 and 1998. He transferred to Florida after playing two years and obtaining a degree from Miami-Dade Community College.

The native of Miami, Fla., received his Associate degree in arts and architecture from Miami-Dade Community College in 1995, his Bachelor's in Sports Management and Masters in Sports Administration from the University of Florida in 1998 and 2000, respectively. He is married to the former Jane Hess and the couple has two daughters, Elizabeth Kendall Nuñez (6) and Anna Caldwell Nuñez (4).



Miriam Segar
Senior Associate AD/Senior Woman Administrator

Former LSU women's basketball player Miriam Segar has been a part of the athletics administration since June of 1995 and was most recently named Senior Associate AD and the department's Senior Woman Administrator after having served as Associate Athletics Director for Student Services since April 2007. She had served as Assistant Athletics Director since 2004.

As LSU's Senior Woman Administrator, Segar's responsibilities include oversight of the highly successful Tiger Olympic Sports program including 17 men's and women's sports. She also supervises the Tiger baseball program and the LSU cheerleaders.

Segar began her administrative career at LSU as the compliance coordinator where she served for three years. Following that, in 1998, Segar was named the director of the CHAMPS/Life Skills Program where she worked until 2001 when she became the Director of Student Services.

While working with CHAMPS/Life Skills, Segar guided the program to the Division I Athletic Directors Program of Excellence Award in 2001.

Prior to returning to her alma mater, Segar spent one year at the SEC office as the championships assistant and the officiating assistant, assisting in the management of all SEC championships and tournaments and the coordination of women's basketball officials.

Segar, the 2006 Athletic Department Female Alumna of the Year, was a three-year captain for the Lady Tigers basketball team and received four letters from 1990 to 1994. She earned the 1994 NCAA Post-graduate Scholarship and was a member of the 1994 NCAA All-Academic team.

Segar and her husband Jamie have four children – Grant, Reid, Maggie and Hayes.



Brian Broussard
Associate AD/Ticket Sales and Operations

A 20-year veteran of the Athletics Department, including 16 years as ticket manager, Brian Broussard was promoted to Assistant Athletics Director for Ticket Operations in July 2007 and Associate AD in 2012.

Broussard is responsible for revenue in excess of \$50 million, which includes the management of ticket and parking sales and renewals for all sports, as well as Tradition Fund donations for football, men's basketball

and baseball.

Broussard began at LSU in August 1996 as an assistant ticket manager responsible for men's basketball sales and the day-to-day operations of ticket office. In March 2000, he was promoted to ticket manager, becoming responsible for the ticketing in all sports.

Prior to joining the LSU staff, Broussard was the ticket manager at Northwestern State in 1996. He worked as a promotions assistant at the University of Miami in 1995 and was the gameday club manager for the New Orleans Saints in 1994.

The Gretna native earned his bachelor's degree in political science from LSU in 1993. He is married to the former Aimee Hodges of Alexandria.



Emmett David
Associate AD/Facility and Project Development

Emmett David joined the LSU Athletics Department in 2012 after serving as Director of the Office of Planning Design and Construction at LSU since June of 1996.

He will assist in facility and project development for the Athletic Department including the newly completed South Stadium addition and future projects for such sports as tennis and gymnastics and other

property holding enhancements.

Among his responsibilities for the University was to serve as facility officer for Doctoral I Research Institution consisting of 11.2 million gross square feet with 250 primary buildings. He also was responsible for the 5-year Capital Outlay project planning of some \$484 million, deferred maintenance reporting and funding; and, ADA and Life Safety Code deficiency projects, budgets and tracking of expenditures of some \$200 million. He was responsible for nearly \$800,000 in physical development on campus with projects such as Choppin Annex, Residential College, Business Education Complex, Raphael Semmes Parking Garage and numerous major maintenance, repair and restoration projects.

He also coordinated and implemented master plans for such departments as Parking and Traffic, Athletics, Veterinary Medicine, Student Health Center, Union, University Recreation, South Campus and Residential Life.

David developed long range planning of future projects and the impact of associated displacement and monitored and managed space inventory and he has served as a Staff Senator.

David graduated from LSU with a Bachelor of Architecture in 1982 and his Master of Public Administration in 2006. He is a registered licensed architect by the state of Louisiana.

Emmett and his wife Maurine have two children Chloe and Gabe, who are both residents of Baton Rouge.



Neal Lamonica
Assistant AD/Fiscal Operations

Neal Lamonica, a member of the LSU Athletic Department staff since January 2000, was promoted to Assistant Athletic Director for Fiscal Operations in August 2013.

His primary duties include monitoring the Athletic Department's over \$109 million budget, and assisting coaches and administrators in formulating budgets for future years. He also serves as the liaison to the athletic department's retail sales operations and Tiger Booster Clubs.

Lamonica began his professional career at LSU in 2000 in the athletic department compliance office before moving to the business office in June 2003. He served as Coordinator of Athletic Business until December 2005, when he was named Business Manager.

Lamonica was promoted to Director of Fiscal Operations in November 2009.

Lamonica received a bachelor's degree in mass communications from LSU in 1998, and he earned an LSU master's degree in business administration in 2003.

Lamonica and his wife, Blythe, are the parents of three sons – Davis, Sam Henry and Luke.



Mathew Shanklin
Assistant AD/Marketing

Mathew Shanklin begins his fourth year at LSU serving as the Assistant Athletic Director of Marketing and as the General Business Manager for LSU Sports Properties, the multi-media rights holder for Tiger Athletics. Previously, Shanklin served 20 years as the Associate Athletic Director of Marketing and Licensing at the University of Arkansas.

Shanklin supervises all operations and client services for LSU Sports Properties, while also managing the LSU Marketing efforts. Since joining LSU, he has implemented several new initiatives including the Bengal Brigade Street team and the new Band pre-game presentation for men's basketball.

While at Arkansas, Shanklin was in charge of all department marketing/promotions, corporate sponsorships, advertising sales and coordinated all sales and programming for the football, basketball and baseball video boards. He was instrumental in developing the HogPen, a tailgating area for fans inside Baum Stadium, the Hog Spa hot tub area at Baum Stadium and the RBI Girls. Shanklin was instrumental in establishing the school's first baseball radio network in 1992, one of the nation's largest with more than 25 affiliates statewide as well as creating the first Hispanic radio network for the University of Arkansas. In 1998, Shanklin became the university's licensing coordinator and under his direction, licensing revenues increased every quarter.

Shanklin was assistant marketing director at East Carolina University for a year before going to Arkansas. He had served as an intern at Arkansas for five months before joining the ECU staff.

A 1984 graduate of South Mecklenburg (N.C.) High School in Charlotte, N.C., where he lettered in baseball and soccer, Shanklin earned his degree in communications from North Carolina-Wilmington in 1988.

A graduate of Ohio University's highly respected sports administration program, Shanklin earned a master's degree in that program in the fall of 1989.

An avid golfer, Shanklin married the former Missy Emmerson of Jacksonville, Texas, in 2003. She has a daughter, Jordan (19) who attends LSU, and they are also the parents of Barbara Blake (9) and Isabella Grace (7).



David Taylor
Assistant AD/Game-Event Management

David Taylor, who has been a part of LSU's game management team since September 2006, was promoted in August 2014 to Assistant Athletic Director of Game and Event Management. Taylor handles all aspects regarding game management of athletic events while overseeing a staff that helps coordinate all events within the LSU Athletic Department grounds.

Taylor, who started as game management coordinator, was promoted to Assistant Director in 2006 and Associate Director in 2008. He assumed the directorship of Game and Event Management in September 2011.

Prior to that, Taylor served as Assistant Coordinator of Athletic Facilities and Game Operations at Texas State University in 2003 to 2005.

Taylor earned his B.S. degree from Texas-El Paso in 1999 and his Masters in Sports Management in 2003.



Michael Bonnette
Senior Associate AD
Communications Director

Michael Bonnette enters his 16th year as LSU's Communications Director and third as Senior Associate Athletic Director after being promoted to his current position in the fall of 2013. Bonnette held the title of Associate Athletic Director from April of 2007. Bonnette was originally elevated to Sports Information Director in August of 2000 and then promoted to Assistant Athletic Director in July of 2004.

As Communications Director, Bonnette serves as the chief contact for LSU's nationally-ranked football team as well as overseeing all publicity activities for the 21 sports sponsored by the Athletic Department.

The 45-year-old Bonnette, who served as an Associate Sports Information Director for seven years, is in his 22nd year with the LSU Athletic Department.

His 2012 LSU Football media guide was named "Best in the Nation" by CoSIDA, one of several awards he has received from the organization and in the Louisiana Sports Writers Association annual writing contests. His 2014 guide was ranked second in the nation.

The Lake Charles, La., native has been around the sports media relations profession his entire life as he is the son of retired McNeese State Sports Information Director Louis Bonnette, a member of the CoSIDA Hall of Fame. The field at Cowboy Stadium in Lake Charles bears the name Louis Bonnette Field. His brother, Matthew, continued the family tradition at McNeese by being named Sports Information Director in July 2012, following his Dad in the position.

Bonnette, who is a 1993 graduate of LSU, is past president of SIDs for the Southeastern Conference and is currently the vice-president for SIDs for the LSWA. He is married to the former Robin Arnaud of Opelousas, La., and the couple has three sons, Peyton (17), Grant (16) and Max (10).



Bill Franques
Senior Associate
Communications Director

Bill Franques works as the LSU baseball program's media relations director, and he serves as managing editor of LSU's football, men's basketball and baseball game programs.

His 2012 LSU football game program was voted best in the nation by College Sports Information Directors of America.

The LSU baseball media guide, written and edited by Franques, has four times been named best in the nation by CoSIDA. His baseball

brochures have finished among the top six in the country in 16 of the past 22 seasons, including his 2012 and 2013 guides, which were voted No. 1 by CoSIDA. His 2015 guide was best in the state by the La. Sports Writers Association.

Franques is the Alex Box Stadium public address announcer and the color analyst on LSU Sports Radio Network broadcasts of baseball road games. In addition, he is the producer and co-host of LSU Tiger Tracks, a weekly television program featuring LSU sports personalities.

Franques also worked from 1997-2000 as the LSU baseball administrative assistant. His duties included coordinating team travel, organizing fundraising events and booster club meetings, and overseeing office operations.

Franques received a Bachelor of Arts degree from LSU in 1985. The Lafayette, La., native is married to the former Yvette Lemoine of Bunkie, La., and they have three children - William Paul Jr. (14), Benjamin Lewis (12) and Madeline Lemoine (10).



Kent Lowe
Senior Associate
Communications Director

A member of the LSU Sports Information staff since August 1988 and beginning his 28th athletic year at LSU, Kent Lowe was appointed senior associate SID in August 2000. He serves as the primary media contact for the LSU men's basketball team and women's golf team.

He has also for the past 22 years written an award-winning bowling column for The (Baton Rouge) Advocate.

Lowe, 57, came to LSU from Louisiana Downs where he served as publicity director for the Bossier City, La., racetrack.

Lowe is a member of CoSIDA, which voted his 2010 men's basketball media guide "Best in the Nation", his 2012 men's basketball guide third in the nation and 2015 men's guide second. He is a member of CoSIDA's prestigious Academic All-American committee as well.

Lowe is also a past president and current treasurer of the Louisiana Sports Writers Association.

The Shreveport native is heavily involved with the Louisiana Sports Hall of Fame and for the past 13 years has produced the regionally-televised induction ceremonies.

Lowe is a 1979 graduate from LSU-Shreveport. He earned his masters' degree at LSU in 1982.



Will Stafford
Associate Communications
Director

Will Stafford enters his eighth year as a member of the LSU Communications staff as he serves as associate director in charge of the national champion men's and women's track and field programs, as well as the men's golf and women's soccer programs.

Stafford is a native of Franklinton, La., and a 2006 graduate of LSU's Manship School of Mass Communication with a Bachelor of Arts degree in journalism.

Prior to receiving a full-time position at LSU, Stafford served as a graduate assistant with the sports information staff for two years while completing a master's degree in sport management in the summer of 2008. In addition, he served as a student assistant at LSU for four years from 2003-06.

Stafford's media guides have been judged in the top five in the country on nine occasions by the College Sports Information Directors of America. This includes the fifth-ranked men's track and field guide in 2007; the third-ranked men's golf, fourth-ranked women's soccer and fourth-ranked women's track and field guides in 2008; the second-ranked men's golf and third-ranked women's track and field guides in 2009; the second-ranked track and field guide in 2011; and the second-ranked men's golf and third-ranked track and field guide in 2012.

In addition, four of Stafford's media guides have received the "Best Cover" honor as the nation's top design, including track and field in 2007, 2009 and 2011, and men's golf in 2009.

In June 2014, Stafford was announced as the recipient of the inaugural Excellence in Communications Award presented annually by the U.S. Track & Field and Cross Country Coaches Association. The USTFCCA announced his selection leading up to the 2014 NCAA Division I Outdoor Track & Field Championships held in Eugene, Oregon.

He and his wife of five years, the former Claire Adams of Baton Rouge, were married on July 24, 2010, in Lake Junaluska, North Carolina, and have one son, Liam Stafford (2).



Jake Terry
Associate Communications
Director

Jake Terry begins his sixth year as Associate SID where he handles all publicity for the LSU gymnastics team and functions as the No. 2 contact for the football team.

Terry earned his master's degree in sport management at LSU in 2010 after receiving a Bachelor of Arts degree in broadcast journalism from LSU's Manship School of Mass Communication in 2008.

Prior to receiving a full-time position, Terry served as a graduate assistant for two years at LSU when he handled responsibilities for gymnastics and assisted with football. During his time as a student, he worked as an SID for women's tennis and also served briefly as interim SID for softball, volleyball and women's basketball.

Terry, 29, is a Baton Rouge native and is married to the former Allison Stuckey.



Clyde Verdin
Associate Communications
Director

Clyde Verdin is in his second season as an associate director at LSU, serving as the primary contact for softball and volleyball, while also acting as the department's liaison to the Cox Communications Academic Center for Student-Athletes and the department's community service efforts.

Prior to joining the staff, Verdin, 31, worked for over two years as the director of media relations at his Alma Mater of Nicholls

State University in Thibodaux, Louisiana, where he oversaw the media relations efforts for all 13 of the university's Division I sports.

After receiving his bachelor of arts in broadcast journalism from Nicholls in 2008, Verdin went on to complete internships at the University of Missouri and with the New Orleans Pelicans of the NBA.

A native of Morgan City, Louisiana, Verdin is married to the former Stephanie Detillier of Raceland, Louisiana.



Steve Franz
Staff Photographer

Steve Franz, LSU's staff photographer, joined the LSU athletics department in July of 1998 after being around the Tiger sports scene for years.

Prior to joining LSU athletics, the New Orleans native served as photographer for the independent Tiger Rag magazine for five years. Franz was also a photographer for United Press International covering some of the area's major political events, Presidential visits, the New Orleans Saints and the NCAA men's and women's Final Fours in New Orleans.

Franz, 44, has had his pictures published in several national magazines, including Sports Illustrated and The Sporting News. He is a 1993 graduate of LSU.



Chris Parent
Photography Assistant



Hannah Brinks
Graphic Design Coordinator

Hannah Boutwell is in her fourth year as a graphic design coordinator for the LSU Athletics Publications Office. Her responsibilities include the design and production of print and digital communications for the athletic department.

Prior to coming to LSU, Brinks, 26, was a graphic designer with Crimson Tide Productions at the University of Alabama, where she designed in both print and digital formats for Gymnastics, Women's Golf, Softball, and Women's Basketball.

She earned her BFA cum laude in Digital Media/Graphic Design from The University of Alabama, and was a record setting member of the Crimson Tide Swimming and Diving team, competing at SEC Championships, NCAA's, US Open, US Nationals, World Championship Trials and Olympic Trials.

The former Hannah Brinks, married Luke Boutwell this past June.



Pam LeBlanc
Administrative Assistant

Students

Sports Communications - Brandon Berrio, Taylor Brown, Alissa Cavaretta, Sara Ducoite, Ellen Farmer, Fraser McAlpine, Preston Guy, Ali Hebert
Publications - Mallory Bourgeois, Elizabeth McCulla, Tristan Francis

CREDENTIAL AND ACCESS GUIDELINES

LSU's goal is to disseminate information as widely, uniformly and fairly as possible using normally accepted media standards.

Media must meet the following guidelines in order to be granted credentials. Only media that meet the criteria and have approved the SEC Media Policy through the request of credentials on the LSU media site at LSUsports.net/media will be allowed to move forward on the credential site to request credentials and consideration for access to LSU Athletic events. No credential requests by media will be accepted by either email or phone, but must go through the credential site at LSUsports.net/media.

Past coverage and attendance at football games, football media luncheons, men's and women's basketball games, media sessions and baseball and softball games in the past 12 months will be taken into consideration for granting of credentials during the 2015-16 athletic year.

The number of credentials issued is limited by available resources. Due to space and facility restrictions, access, seat assignments in the press area as well as courtside photographers will be made on a space available basis. A

CREDENTIAL DOES NOT NECESSARILY GUARANTEE A SEAT IN THE MEDIA SECTION.

GENERAL

Each Bearer must be and hereby represents that he or she is acting on a specific assignment for an accredited media agency and has a legitimate working function in connection with the Event attended. The credential is not transferable and may be revoked at any time.

The rights and privileges granted to Bearer may be terminated if any term or condition for use of the Credential is breached. The unauthorized use of the Credential subjects the Bearer to ejection from the Event.

While within the Event venue, Bearer shall, at all times adhere to the policies in place for the Event, abide by and respect access limitations, and accept and follow directions provided by the SEC or SEC member institution(s) hosting the Event.

PRINT

Daily newspapers are eligible to apply for credentials and access to media opportunities. The granting and number of credentials will be based on newspapers' circulation on a space available basis.

Membership in the Louisiana Press Association or membership in the Louisiana Sports Writers Association may be used in determining access to credentials. Weekly newspapers based on requests will be limited to non-conference games if space exists.

Specialty publications that cover college basketball or sports in the host site of the two participating schools are eligible to be granted on a space available basis.

Student newspapers from the city of the two teams are able to apply for credentials on the basis of a maximum of

two press row seats for dailies and one press row seat for weeklies.

TELEVISION

Television stations that have nightly news broadcasts that originate in the locale of the station that includes sports coverage are eligible to apply for credentials. All other stations will be filled on a space available basis.

Student television stations from the two participating schools are eligible to apply on a space available basis.

The Credential confers on a Bearer a limited non-exclusive and non-transferable license (with no right of sublicense) to use broadcast video feeds of the Event only for regularly scheduled television newscast aired only on television (but not on any form of television available or viewable on the internet, except for a single, non-archived only simulcast by Bearer) within the period expiring at midnight on the seventh day after the Event and NO video used for such purposes shall exceed three minutes. Bearer may not broadcast any video of game action that is broadcast live until the Event has been completed.

RADIO

National and regional networks are eligible to apply for credentials.

Radio stations that employ a full-time sports director or regularly airs sports news or locally-produced talk shows are eligible to apply for credentials. No talk show may have more than one credential and the maximum credentials a station may receive for a game, based on space availability, is two.

Unless short (10 to 30 second) live updates are allowed by the SEC or its member hosting the Event, radio stations that have not license right to the Event shall not broadcast any reports from the venue on a live basis or broadcast any live description of any Event while it is still in progress.

INTERNET

Internet sites of the home and visiting school (as determined by the Media Relations or Sports Information Director) are eligible to apply for credentials.

LSU's policy is to issue credentials only to those organizations whose primary purpose is to gather news and disseminating it and for which other commercial activities are ancillary.

Other internet sites must meet each of the following guidelines in addition to meeting the above criteria to be eligible to apply for credentials and access as determined on a space available basis.

- Web site must be a legal corporate entity.
- Web site must provide daily coverage of LSU or the visiting team with its own full-time staff of reporters, photographers and equipment.
- Web site must travel to and cover a majority of away games and all major post-season events.
- Web site must be accredited by the home university as working media.

- Web sites that sponsor message boards, message centers or chat room as their primary function where people are allowed to post anonymous information will not be issued credentials.
- The maximum number of credentials that a web site may receive is two based on space available and the discretion of the media relations or sport information director.

INTERNET USE - VIDEO AND AUDIO

Upon execution of a separate agreement with terms and conditions governing the use thereof, Bearer will be afforded access to video and audio of broadcast Events for use on Bearer's official news website(s), at no premium or charge. Otherwise, except as specifically permitted herein (with respect to online, non-archived simulcasts), Bearer shall not post, place, distribute or make available video (or audio from broadcast feeds) of game action of any Event (including any Bearer Generated Video of game action of an Event) on or through the internet or any other new media distribution platform (i.e., any other platform other than print media or a form of television not available or viewable over the internet, except for non-archived simulcasts specifically permitted herein) including, without limitation, wireless handsets, podcasts, cell phones or PDAs.

BLOGGING

By acceptance and use of an LSU media credential, the holder agrees to the following conditions as established by LSU and the Southeastern Conference.

Blogging, including periodic updates of scores, statistics or other brief descriptions of the competition throughout the Event, is acceptable provided that the Bearer conforms to the blogging policies separately published by the SEC, as such policies may be revised from time-to-time. No Bearer may produce or disseminate in any form a real-time description or transmission of the Event in any manner that constitutes, or is intended to provide or is promoted or marketed as, a substitute for television or video coverage of such Event. Bearer agrees that the determination of whether a blog is a real-time description or transmission shall be made by the SEC in its reasonable discretion. If the SEC reasonably determines that a Bearer is producing a real-time description of the Event, the SEC reserves the right to pursue all available remedies against the Bearer and to revoke his Credential.

UNAUTHORIZED USE OF CREDENTIALS

Press credentials will be issued to working press only. Press credentials are not transferable and use by anyone other than members of the working media is unauthorized. Press credentials used in an unauthorized manner will be revoked immediately. News organizations allowing unauthorized individuals to use credentials will have their credentials revoked for the remainder of the year.

All press credentials remain the property of the LSU Athletics Department and must be returned on request.

General Information on LSU Basketball Coverage

ENTRANCE

The media entrance to the Pete Maravich Assembly Center is through the Northeast Corridor of the Maravich Center. The press workroom is located in that corridor. Access to the press room is limited to those with working credentials. A pre-game meal will be served approximately one hour before tipoff in the area across from the press room in the Northeast Corridor.

PARKING

Media parking is located in lots near the Pete Maravich Assembly Center. Because of limited space, requests for parking should be made with credential requests. It should not be assumed that parking passes will be provided with all media credentials.

SATELLITE TRUCKS

Any outlet using a satellite truck must request satellite truck parking and must have the truck in place at least two hours prior to tipoff. All production and uplink trucks should contact Dreyfus Milstead, Director of the Maravich Center, 225-578-8205 regarding parking and Director of Television Kevin Wagner, 225-578-1797, regarding production truck power hookup.

PHONE LINES

Those writers wishing personal phone lines at press row or in the press room should contact the AT&T Office in Baton Rouge (1-800-238-5501) with LSU Sports Information as the contact.

There are a minimum of four phone lines available for every game for writers in the press room.

WIRELESS INTERNET ACCESS

Wireless Internet access is available in the press room and on press row of the Maravich Center. For information on how to access please ask LSU Basketball SID Kent Love.

HEAD COACH JOHNNY JONES

Coach Jones will be available for phone and in-person interviews on most non-game weekdays during the season. Please coordinate all requests for personal interviews with Coach Jones at least one day in advance through Kent Lowe in the LSU Sports Information Office at 225-578-8226.

Coach Jones will, based on the game schedule, make comments at a media session in the practice facility media room two days prior to a game. The sessions will take place prior to the team's practice. He will also take part in the weekly SEC Teleconferences beginning in January. Contact the SEC Office for the phone number.

On the road, Coach Jones will generally not be available once the team leaves Baton Rouge.

PLAYERS

LSU players will be available in the media sessions scheduled before practice two days prior to the game as the schedule

permits. Special interviews should be requested 48 hours in advance through the LSU Sports Information Office.

Phone interviews will be handled on a case-by-case basis. NO players will be available for interviews on the road prior to the game.

The team apartments, locker room and team areas of the practice facility are off limits to media representatives at all times.

POSTGAME

LSU abides by Southeastern Conference policy regarding equal access to all members of the working media.

The LSU locker room is closed to all media after all games, home and away. Requested players will be brought to the practice facility media room for a group press conference after the 10-minute cooling off period. Coach Johnny Jones will come to the media room after conducting his post-game radio network locker room. On the road, media members can visit with Jones outside the locker-room or in the home team's interview area if so requested.

PRACTICES

Practices are closed to the media for the 2015-16 season, with the exception of the first 30 minutes on days of media sessions.

KEY PHONE NUMBERS

Sports Information: 225-578-8226
Athletic Department: 225-334-4578
LSU Sports Properties: 225-578-7169
Athletic Ticket Office: 225-578-2184
Radio: 225-578-1882
Television: 225-578-1797

The LSU Sports Information Office is located on the fifth floor of the LSU Athletic Administration Building in the west parking lot of Tiger Stadium.

MAILING ADDRESS

LSU Sports Information
Athletic Administration Building
Baton Rouge, La. 70803

OVERNIGHT MAILING ADDRESS

LSU Sports information, Room 501
Athletic Administration Building
North Stadium Dr. at Nicholson Dr.
Baton Rouge, La. 70803

OTHER IMPORTANT INFO

Kent Lowe email: clowe@lsu.edu
Kent Lowe cell: 225-241-4360
Facebook: www.facebook.com/LSUBasketball
Twitter: @LSUBasketball, @LSUKent, @LSUCoachJones



The History

The LSU Sports Radio Network, a division of LSU Sports Properties, brings Tiger basketball to LSU followers across the country. With two 50,000-watt clear channel affiliates and three 100,000-watt FM stations, LSU Basketball is distributed by satellite throughout the South. The LSU Sports Radio Network is anchored by Guaranty Broadcasting flagship Eagle 98.1 FM in Baton Rouge. The LSU Sports Radio Network, in its 27th year, is one of the most diverse and progressive college radio networks in the country, utilizing an in-house radio studio to originate over 140 live events in football, men's and women's basketball, baseball and softball. Besides the live events, the network schedule includes a weekly live coach's show for football, men's and women's basketball and baseball.

The Johnny Jones Show

The Johnny Jones Show, presented by Capital One Bank, a weekly one-hour radio program returns for the 2015-16 season. It is designed to give Tiger fans a chance to visit both live and by phone with LSU Coach Johnny Jones.

The show will be hosted this season by the Voice of the Tigers, Jim Hawthorne, who is in his final season of calling LSU Basketball. The show will be broadcast again this year from T. J. Ribs on Acadian Thruway.

Fans have the opportunity to come out and watch the show. There is also a call-in segment that features questions from listeners on the LSU Sports Radio Network, in the Geaux Zone at LSUsports.net and on Facebook.

The first show, with Coach Jones, is Dec. 1 and runs primarily on Mondays through the remainder of the regular season.

2015-16 Network Affiliates (PROJECTED)

CALL LETTERS	FREQUENCY	CITY
WDGL-FM	98.1	Baton Rouge
KSyl-AM	970	Alexandria
WBOX-FM	92.9	Bogalusa
KFNV-FM	107.1	Ferriday
KJIN-AM	1490	Houma
KJNA-FM	102.7	Jena
KLWB-FM	103.7	Lafayette/Opelousas
KXZZ-AM	1580	Lake Charles
KJAE-FM	93.5	Leesville
KMLB-AM	540	Monroe
KFRA-AM	1390	Morgan City
WWL-AM	870	New Orleans
WWL-FM	105.3	New Orleans
KRUS-AM	1490	Ruston
KWKH-AM	1130	Shreveport
KTJZ-FM	97.5	Tallulah
WFCG-FM	107.3	Tylertown, Miss.
KVPI-AM	1050	Ville Platte

Network affiliates are subject to change




The Johnny Jones Radio Show is broadcast from T. J. Ribs on Acadian Thruway.



Jim Hawthorne
Director of Broadcasting

Hawthorne begins his 36th and final season of LSU basketball play-by-play and in his LSU broadcasting career has called the action from three Final Fours, 15 College World Series in baseball (including all six national championship games LSU played in) and 19 football Bowl games, including the 2003 and 2007 National Championship games.

A 50-year play-by-play veteran with Northwestern State football, basketball and baseball, Centenary basketball, Texas League baseball and World Football League broadcasts also among his credentials. Hawthorne is married to the former Juanita Carol Thomason of Anacoco and has one son, Joseph William, two daughters, Jaime Lynn and Amanda Ruth, four grandchildren and one great grandchild.



The LSU Sports Radio Network broadcast team: Ricky Blanton, Jim Hawthorne, Kevin Ford.

Kevin Ford

Broadcast Host

Ford is in his 27th year with the LSU Sports Radio Network, hosting the network's basketball pregame, halftime and postgame shows.

He is in his 20th year as football host of pregame, halftime and post-game shows.

He currently hosts the program "Louisiana Outdoors TV" which airs on Cox Sports Television.

Ricky Blanton

Game Analyst

Former LSU basketball star Ricky Blanton, a member of the 16-member All-Century LSU basketball team, is in his seventh year as the game analyst.

Blanton, a member of LSU's 1986 Final Four team, scored 1,501 points in his career (15th best at LSU) and grabbed 766 rebounds, 14th all-time from 1984-86 and 1987-89.

GO ONLINE: LSUsports.net/radioaffiliates



Inside LSU Basketball With Johnny Jones

Inside LSU Basketball with Johnny Jones, presented by Academy Sports, will be the primary source for Tiger basketball news for the 2015-16 season. Jordy Hultberg will return as host of the basketball show this season with Coach Jones.

Along with game highlights, the show also features a different "inside" aspect of the basketball program each week. The show will be taped following the Saturday SEC game, allowing fans the most extensive up-to-date highlights of LSU games.

Inside LSU Basketball with Johnny Jones is syndicated weekly during the season throughout all major markets in the state of Louisiana by LSU Sports Properties. In addition, the show can be viewed in its entirety in the Geaux Zone of LSU's official athletic department web site, LSUsports.net.

Inside LSU Basketball debuts on December 6 with two shows and then resumes on Jan. 4 through the end of the regular season. Check local listings for air times as well as the affiliates that Inside LSU Basketball with Johnny Jones can be viewed.



2015-16

Inside LSU Basketball Affiliates

Baton Rouge	WBRZ-TV (ABC) Cox Channel 4
Alexandria	KLAX-TV (ABC)
Lafayette	KLAF-TV (JPN)/KADN-TV
Lake Charles	KLOC-TV
Monroe	KARD-TV
Morgan City	KWBJ-TV (WB)
New Orleans	WWL-TV
Shreveport	KMSS-TV (FOX)/KSHV-TV
Regional	CST FSN Southwest/New Orleans COMCAST/Houston

Network Affiliates are subject to change

SEC NETWORK



Kevin Wagner Assistant Athletic Director Television Operations

In April, 2014, Kevin Wagner was promoted to Assistant Athletic Director, Television Operations, and Wagner oversees the LSU Athletic Department's responsibilities for the SEC Television Network.

Included in those responsibilities will be the production of all live digital sports events originating at LSU for ESPN3 and the SEC Network. Wagner will also oversee and coordinate all other television production projects for the LSU Athletic Department.

For the past 26 years, Wagner served as the Executive Producer/Director for LSU's four major coaches' television shows (Inside LSU Football, Inside LSU Basketball, Inside LSU Baseball, and Inside Lady Tiger Basketball), and he coordinated video production for LSU's video scoreboards in Tiger Stadium, the Pete Maravich Assembly Center and Alex Box Stadium.

Wagner, 59, joined LSU's Television department as Assistant Coordinator in August of 1989, and was promoted to Coordinator of Electronic Media/Television in July of 1994.

A 1980 graduate of LSU in broadcast journalism, Wagner was a four-year Tiger letterman in diving (1975-79), earning All-Southeastern Conference honors in 1979 on the three-meter springboard.

A native of Houston with 36 years of television production experience, Wagner and his wife Karen have two daughters - Allyson and Jennifer - and six grandchildren: Kaleigh, Randy, Conner, Tanner, Carson, and Kyndal.



John Schiebe Assistant Director Television Operations

John Schiebe begins his 22nd season in the LSU Athletics Television Department. He came to LSU in August of 1994 from the University of Mississippi where he served as post-production supervisor in the Teleproductions Center.

Schiebe served as a production assistant in Educational Television Services at Oklahoma State from 1984-87 before becoming a producer/director in Agricultural Communications at OSU from 1987-93 when he joined Ole Miss.

A 1986 graduate of Oklahoma State, he was born in Minneapolis, Minnesota and attended high school in Oxford, Mississippi

Schiebe, who has been instrumental in videoboard direction in past years, will take on a new role assisting with the role of the athletic department in association with the SEC Network.

Schiebe is married to the former Mollie Clements of Memphis, Tenn., and they have two children, Tom and Pat.

VIDEO PRODUCTIONS



David Landry Director of Media Productions

David Landry begins his ninth season since returning to the Television Department in 2006.

The Baton Rouge native spent 12 years in television production in the Baton Rouge area after serving as a full-time television producer for LSU Athletics from 1990-94. He was also involved in LSU Athletics television production from 1988-90 during his time as a student at the University.

Landry graduated from LSU in 1990 with a bachelor's degree in broadcast journalism. He is married to the former Kim Segura of Baton Rouge and has two sons, Patrick and John.



Lee Scioneaux Production Manager

Lee Scioneaux starts his second year working with LSU Sports Productions, bringing his 25 years of experience in video production and marketing.

Scioneaux started his career in 1991 working at a Baton Rouge based video production facility and then in 1998 co-founded and operated his own production operation.

In 2008, Scioneaux joined the corporate world as a marketing director focusing on online media & production.

A native of LaPlace, and a 1990 graduate in broadcast journalism at LSU, Scioneaux married the former Michele Doming of Litcher and they have 3 children - Seth, Gabe, and Marie.



Jim Hawthorne

“VOICE OF THE TIGERS”

There is still one signoff to come for LSU's "Voice of the Tigers" Jim Hawthorne.

Where will his final season of LSU men's basketball take him? That remains to be seen as he describes the highs and lows of college sports as he has done in parts of six decades dating back to the 1960s.

The native of Anacoco, Louisiana, is about to begin his 36th and final year of calling LSU Basketball as its primary play-by-play announcer, the only voice many in a generation have known as the one that tells them the story of LSU sports. When you think about LSU and Jim Hawthorne that phrase about "the soundtrack of your life" suddenly becomes so true.

Applause is coming in from everywhere for Jim Hawthorne. There have not been many in the last 60 years to have called all three major sports at LSU as the primary announcer – football, men's basketball and baseball – and that number in Division I doing that today is a shrinking lot.

That's why anyone who has ever picked up a microphone to call any sport in the last few decades knows how prestigious it is for Hawthorne to receive the Chris Schenkel Award from the National Football Foundation and College Hall of Fame. The award recognizes individuals who have had long, distinguished careers broadcasting college football with direct ties to a specific university.

"Jim Hawthorne has had an exceptional broadcasting career with the Tigers, spanning more than 30 years ..." said NFF President/CEO Steve Hatchell. "We are pleased to honor Jim Hawthorne with the 2015 NFF Chris Schenkel Award as he finishes his remarkable career."

"I have been exceptionally blessed and extremely fortunate to have been a part of the LSU Radio broadcast team for more than 30 years," said Hawthorne. "But now it has come time to prepare to step aside and move into a new phase of my life. At the end of the 2015-16 basketball season, I will retire from this position. At the age of 71, I look very much forward to spending more time visiting my family and traveling with my best friend, my wife Carol.

"I want to sincerely thank the LSU administration, all of the coaches I have had the pleasure to work with and the entire Fighting Tiger nation for their support. It has meant more to me than I could possibly describe."

Hawthorne took over the LSU Basketball duties first in his LSU tenure during the 1979-80 season, a time when Coach Dale Brown was taking the Tigers to new heights. Hawthorne was commuting from Shreveport where he still worked for 50,000-watt affiliate KWKH Radio. One of Jim's duties there was calling the games of the Centenary Gents where he would get his first taste of broadcasting 7-foot stars with Robert Parrish.

Jim would in time call three Final Fours in 1981, 1986 and 2006, while calling an SEC Tournament Championship win in his first year and five SEC Championships.

He would call with ease one of the toughest games to call when Loyola Maymount's helter skelter style of play came to town and LSU played right with them, winning 148-141 in OT. He was on the call when LSU as an 11-seed in the NCAA Tournament won two games in the then LSU Assembly Center against Purdue in OT and Memphis on a last second-shot that kept LSU alive on the way to the Final Four.

Hawthorne's flair was still there last season in the regular season finale when he nailed the call just like Keith Hornsby nailed the three from the corner at the buzzer that defeated 18th-ranked Arkansas in Fayetteville.

He's traveled the world and called games in just about every state, including one in Toronto on an LSU exhibition tour.

When Tom Shatel of the Omaha World Herald wrote about Hawthorne prior to his final call at the College World Series this past June he penned: "They don't make 'em like this anymore: a broadcaster who does three major sports and has for more than 30 years. Amazing career. Interesting life."

It's a career and life he has shared with all Tiger fans who have hung on his every word all these years. Well done, Jim.





the exclusive marketing and multimedia rights partner of **LSU** Athletics

TEAM LSU CORPORATE PARTNERS



TIGER PARTNERS



FOR MORE INFORMATION REGARDING SPONSORSHIP OPPORTUNITIES WITH LSU ATHLETICS, PLEASE CONTACT:

LSU Sports Properties
 LSU Athletic Administration Building • Baton Rouge, LA 70803



225.578.8883



BE A PART OF THE TRADITION

Results of contributions to Tiger Athletic Foundation appear in the form of new and upgraded facilities. In the Southeastern Conference, keeping pace in this area is of paramount importance and TAF will be there to make certain that every LSU team has the resources necessary to succeed.

Tiger Athletic Foundation: helping build the future of LSU Athletics.

Visit www.LSUTAF.org to find out how you can get involved or call 225-578-4823.



The Preservation of Tiger Stadium



Football Operations Center



University Club Golf Course & Golf Practice Facility



Tiger Park



Alex Box Stadium



Basketball Practice Facility

LSU SPORTS MOBILE APPS

The Official iPad, iPhone and Android Apps of LSU Athletics



www.LSUsports.net/apps



PRESENTED BY



LSUsports.net

Upgrade to LSUsports Mobile+ to get all live audio broadcasts and postgame highlights.*

* Video and audio available to members of the Geaux Zone.



LSUsports.net/connect

Connect like never before to your favorite LSU Athletics teams, coaches and departments online and on your smartphone. LSU Athletics' complete Social Media Directory including Facebook pages, twitter accounts and Instagram are online at LSUsports.net/fancage.

Teams

Teams	Twitter
LSU Baseball	@LSUBaseball
LSU Men's Basketball	@LSUBasketball
LSU Women's Basketball	@LSUwbbk
LSU Beach Volleyball	@LSUbeachVB
LSU Football	@LSUfball
LSU Men's Golf	@LSUMensGolf
LSU Women's Golf	@LSUWomensGolf
LSU Gymnastics	@LSUGym
LSU Soccer	@LSUSoccer
LSU Softball	@LSU softball
LSU Swimming & Diving	@LSUSwimDive
LSU Men's Tennis	@LSUTennis
LSU Women's Tennis	@LSUwten
LSU Track & Field	@LSUTrackField
LSU Volleyball	@LSUVolleyball

Coaches

Les Miles (FB)	@LSUCoachMiles
Tony Ball (FB)	@LSUCoachBall
Cam Cameron (FB)	@LSUCoachCam
Steve Ensminger (FB)	@SteveEnsminger
Jeff Grimes (FB)	@CoachGrimey
Bradley Dale Peveto (FB)	@CoachPeveto
Ed Orgeron (FB)	@Coach_EdOrgeron
Corey Raymond (FB)	@LSUCoachRaymond
Kevin Steele (FB)	@LSU_CoachSteele
Frank Wilson (FB)	@LSUCoachWilson
Will Davis (BSB)	@willd52
Nolan Cain (BSB)	@ncain39
Johnny Jones (MBB)	@LSUCoachJones
Charlie Leonard (MBB)	@LSUCoachL
Al Pinkins (MBB)	@APinkins
Nikki Caldwell (WBB)	@NikkiCaldwell
Tasha Butts (WBB)	@TashaButts
Tony Perotti (WBB)	@TonyPerotti

Russell Brock (BVB)	@RussLSUsand
Garrett Runion (MG)	@GRUNI
Karen Bahnsen (WG)	@kbahns
Alexis Rather (WG)	@Alexis_Rather
Jay Clark (GYM)	@jayclark886
Brian Lee (SOC)	@LSUBrianLee
Beth Torina (SB)	@BethTorina
Howard Dobson (SB)	@HWDobson
Quinlan Duhon (SB)	@LSUQuinlanDuhon
Lindsay Leftwich (SB)	@LLefty18
Dave Geyer (SD)	@LSUCoachGeyer
Jeana Kempe (SD)	@jfooch11
Chase Kreidler (SD)	@ChaseKreidler
Steve Mellor (SD)	@StevMello
Jeff Brown (MT)	@LSUCoachJBrown
Danny Bryan (MT)	@LSUDannyBryan
Julia S. Sell (WT)	@LSUJuliaSell
Dennis Shaver (TF)	@LSUCoachShaver
Brenzell Brazell (TF)	@LSUCoachBrazell
Todd Lane (TF)	@LSUToddLane
Debbie Parris-Thymes (TF)	@LSUCoachDebbie
Khadevis Robinson (TF/XC)	@khadevis
Derrek Yush (TF)	@LSUCoachYush
Fran Flory (VB)	@LSUCoachFran
Jill Lytle Wilson (VB)	@JillLSUVB
Ethan Pheister (VB)	@Epeheister

Departments

LSUsports.net	@LSUsports
LSUpix.net	@LSUpix
LSUsports.net Geaux Zone Feed	@LSUGeauxZone
LSUsports.net News Feed	@LSUsportsNews
LSU Academic Center	@LSUAcademicCtr
LSU Athletic Training	@LSUAthTraining
LSU Cheerleading	@LSUCheer
LSU Compliance	@LSUCompliance

LSU Event Management	@LSUEM
LSU Final Score	@LSUfinalscore
LSU Football Equipment	@LSUFBEquipment
LSU Football Video	@LSU_FB_Video
LSU Publications	@LSUPublications
LSU Roar Corps	@LSUroarcorps
LSU Sports Properties	@LSUSP
LSU Sports Nutrition	@HealthyTigerLSU
LSU Ticket Office	@LSUtic
LSU Tiger Girls	@LSUTigerGirls
Mike The Tiger	@LSUMikeTiger
Mike's Kids Club	@LSUMKC
National L Club	@LSULclub
Tiger Athletic Foundation	@LSUTAF
Tiger Stadium	@LSUTigerStadium

University

Official University	@LSU
President F. King Alexander	@LSUprez
University News	@LSUnews

Administration

Michael Bonnette	@LSUBonnette
Brian Broussard	@BroussardBrian
Emily Dixon	@EmilyVDixon
Zach Kendrick	@zkendrick
Kent Lowe	@LSUKent
Tommy Moffitt	@TommyMoffitt
Eddie Nunez	@ENunez15
Will Stafford	@WillStaffordLSU
Jake Terry	@LSUJake
Clyde Verdin	@CVerdin34

Brandon Bass

NCAA	
COMMITMENT APPEARANCES	
1986 - 1987 - 1989	
1990 - 1991 - 1992	
2006 - 2009 - 2010	
2013	

Johnny O'Bryant III

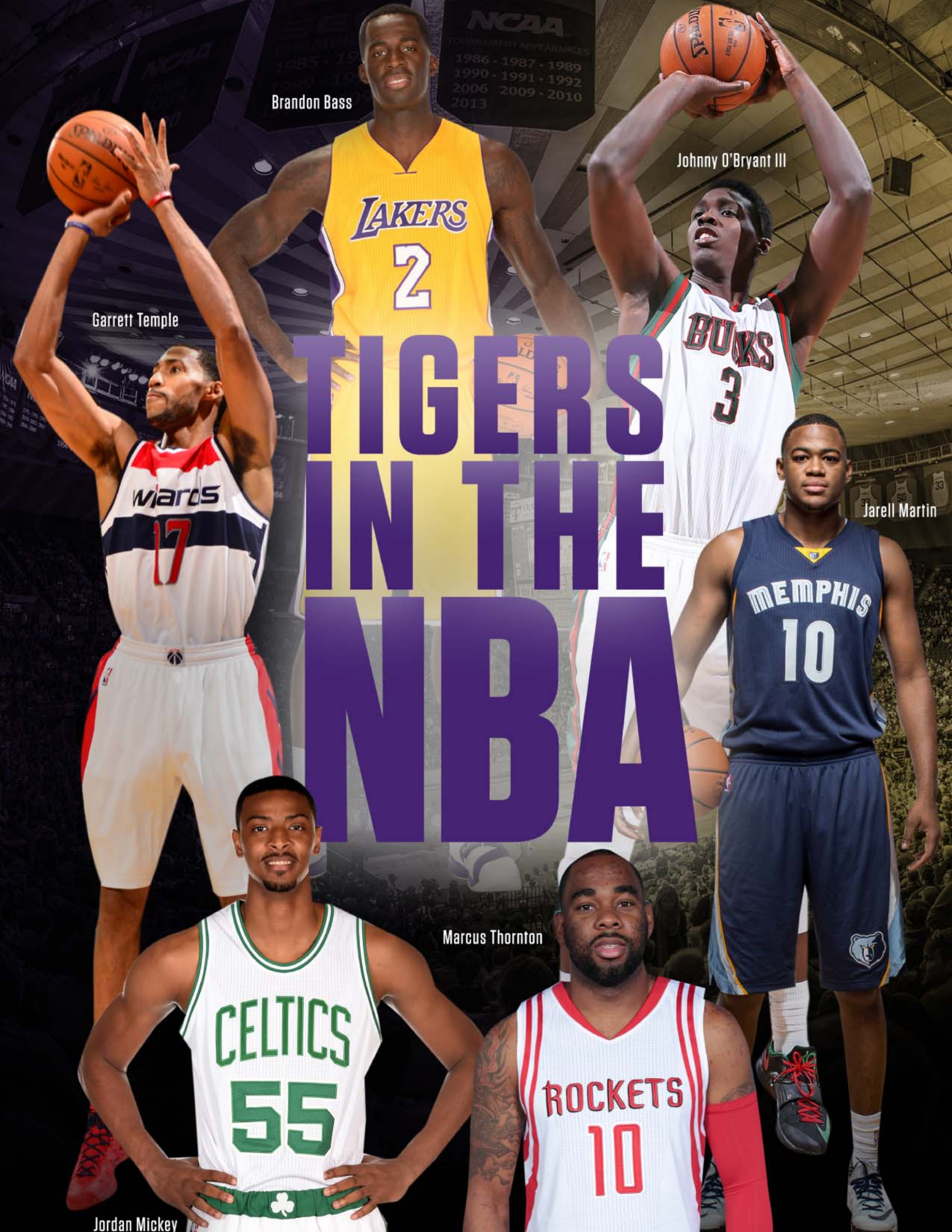
Garrett Temple

TIGERS IN THE NBA

Jarell Martin

Marcus Thornton

Jordan Mickey



NOVEMBER

Fri. 6 • SOUTHWEST BAPTIST • 7 p.m. (SECN+)

Fri. 13 • MCNEESE STATE • 8 p.m. (ESPNU)

Legends Classic

Mon. 16 • KENNESAW STATE • 8 p.m. (ESPNU)

Thurs. 19 • SOUTH ALABAMA • 8 p.m. (SECN)

Mon. 23 • vs. Marquette (at Brooklyn, N.Y.) • 6 p.m. (ESPN2)

Tues. 24 • vs. Arizona State/NC State (at Brooklyn, N.Y.) • TBA (ESPN2/U)

Mon. 30 • at Charleston • 6 p.m.

DECEMBER

Wed. 2 • NORTH FLORIDA • 7 p.m. (SECN+)

Sun. 13 • at Houston • 7 p.m. (ESPNU)

Wed. 16 • GARDNER-WEBB • 6 p.m. (SECN)

Sat. 19 • ORAL ROBERTS • 7 p.m. (SECN)

Tues. 22 • AMERICAN • 7 p.m. (SECN)

Tues. 29 • WAKE FOREST • 7 p.m. (SECN)

JANUARY

Sat. 2 • at Vanderbilt* • 8 p.m. (ESPN2)

Tues. 5 • KENTUCKY* • 8 p.m. (ESPN)

Sat. 9 • at Florida* • 12:30 or 3:30 p.m. (CBS)

Wed. 13 • OLE MISS* • 8 p.m. (ESPN2)

Sat. 16 • ARKANSAS* • 7:30 p.m. (SECN)

Tues. 19 • at Texas A&M* • 8 p.m. (ESPN)

Sat. 23 • at Alabama* • 1 p.m. (ESPNU)

Tues. 26 • GEORGIA* • 8 p.m. (ESPN/U)

SEC/BIG 12 Challenge

Sat. 30 • OKLAHOMA • TBA (ESPN)

FEBRUARY

Tues. 2 • at Auburn* • 6 p.m. (ESPN/U/SECN)

Sat. 6 • MISSISSIPPI STATE* • 5 p.m. (ESPN2)

Wed. 10 • at South Carolina* • 6 p.m. (ESPN2)

Sat. 13 • TEXAS A&M* • Noon (CBS)

Wed. 17 • ALABAMA* • 8 p.m. (SECN)

Sat. 20 • at Tennessee* • 4:30 p.m. (ESPNU)

Tues. 23 • at Arkansas* • 6 p.m. (ESPN/U/SECN)

Sat. 27 • FLORIDA* • TBA (ESPN/2)

MARCH

Tues. 1 • MISSOURI* • 8 p.m. (SECN)

Sat. 5 • at Kentucky* • 1 p.m. (CBS)

W-Su 9-13 • SEC Tournament (Nashville, Tenn.) • TBA

All times Central and subject to change

HOME GAMES BOLD IN ALL CAPS

* - SEC Games

