



JARELL  
MARTIN

KEITH  
HORNSBY

JORDAN  
MICKEY



2014  
2015

# BASKETBALL

LSU



# LSU BASKETBALL

## PRACTICE FACILITY





**MARAVICH CENTER**  
THE HOME OF LSU BASKETBALL

**ONE ATTITUDE.  
ONE GOAL.  
ONE TEAM.  
ONE MISSION.**



# JOHNNY JONES & LSU BASKETBALL

He knows the program because he has lived the program. A player, an assistant coach and now for a third year, the head coach. He went to the NCAA Final Four as a player. He helped coach teams that went to the Final Four and other post-season options. Now as head coach at LSU, he has won on the road in a post-season event after just two years.

39 wins in two years. No one has done that at LSU in their first two years. He has lived up to the praise he has been given:

“Any player in this nation would want to play for Coach Johnny Jones because he’s a player’s coach and a man of his word. My three years at LSU were the best three years of my life, and he was part of my development that I will never forget. Now that I have received my doctorate degree, this doctor prescribes LSU and Coach Jones to make their dreams come true.”

**LSU All-American, Former NBA Superstar,  
Dr. Shaquille O’Neal**

“Coach Jones has a real good plan set up for where he wants to be as going far in the tournament and preparing me to be a better person and a better player.”

**LSU Basketball Player Tim Quarterman**

“He has pride about this place (LSU). He brings that to his players.”

**Former LSU Basketball Player Johnny O’Bryant III**

“(Johnny Jones) is a passionate leader who knows how to win. He has proven he’s a championship coach. Furthermore, his strong ties to the Tiger program as both an outstanding player and assistant coach under Dale Brown will be vital in reestablishing LSU Basketball as a national power.”

**Mike Krzyzewski, Duke Head Coach**

“Johnny is a people person. He can walk in a room full of people and know everyone’s name before he leaves.”

**Durand “Rudy” Macklin, former LSU All-American**

---

“We all got much more than a basketball coach. We got a person with integrity, humor, superb work ethic, strong-willed, a unifier, a disciplinarian, and a bright and pleasant gentleman. There is no down side with ‘The Bullet’ from DeRidder.”

**Dale Brown, former LSU Head Basketball Coach**

---

“[Johnny Jones] knows the landscape of college basketball recruiting in the state. He brings instant credibility to the movers and shakers in high school and AAU basketball. I fully expect the Golden Era of LSU basketball to be re-born with Johnny Jones as Head Coach.”

**Tim Brando, Fox Sports Personality**

---

## IN HIS OWN WORDS

---

“I’ve been part of a program and have gotten into the business of cutting down nets, hanging banners, ordering championship rings and watching kids walk across the stage with a degree in hand. That is program building, and I think that is what people have a chance to get excited about. That is the mission I am on here at LSU.

“We’re going to push it, but it is going to be organized and not just chaos. We’re going to make sure we take good shots, and be under control, but we will play fast and we will do that with a passion. On the other end, we will defend the rim. We will make sure that we are guarding people, making them play over the top of us and forcing them to shoot low percentage shots.

“I want to make sure that we put the type of product on the floor that our fans really want to buy into. They want to come and have that passion again in terms of pulling for that basketball team. We will play extremely hard. We are going to play intelligent, and we’re going to play together. I think that when you unite guys like that, guys have an understanding and they understand it is not about ‘I’. It is about ‘we’.”

**Head Coach Johnny Jones**



## Intro

- 1 Maravich Center
- 2 Johnny Jones Basketball
- 4 Contents/Credits
- 5 Quick Facts
- 6 2014-15 Schedule/2013-14 Results
- 7 2014-15 Roster
- 8 Season Preview

## This is LSU

- 10 Championship Basketball
- 12 1935 National Championships
- 13 NCAA Final Four Legacy
- 14 Championship Teams
- 16 Final Four Coaches - Harry Rabenhorts
- 17 Final Four Coaches - Dale Brown
- 18 Final Four Coaches - John Brady
- 19 All-Americans, SEC Players of the Year
- 20 Bob Pettit
- 21 Pete Maravich
- 22 Shaquille O'Neal
- 23 Durand "Rudy" Macklin
- 24 First-Team All-Americans
- 26 Cox Academic Center for Student-Athletes
- 30 Pete Maravich Assembly Center
- 32 Maravich Center W-L/Attendance
- 34 LSU Practice Facility
- 38 Tigers in the NBA
- 43 All-Century Team
- 44 College Basketball Hall of Fame
- 45 Campus Apartments
- 46 Strength and Conditioning
- 48 Athletic Training
- 50 Community Outreach
- 52 LSU Greats
- 54 Prominent Alumni
- 56 Cheerleaders/Tiger Girls

## The Tigers

- 57 Brian Bridgewater
- 58 Brandon Eddlestone
- 59 Aaron Epps
- 60 Josh Gray
- 61 Keith Hornsby
- 62 Darcy Malone
- 64 Jarell Martin
- 66 Jordan Mickey
- 68 John Odo
- 70 Jalyn Patterson
- 71 Tim Quarterman
- 73 Elbert Robinson III
- 74 Henry Shortess
- 75 Antonio Robinson/Carlton Speight
- 76 Radio-TV Roster

## Coaches

- 77 Coaches of the SEC Era
- 78 All-time Coaching Records
- 79 Head Coach Johnny Jones
- 85 Assistant Head Coach David Patrick
- 86 Associate Coach Eric Musselman
- 87 Assistant Coach Charlie Leonard
- 88 Director of Operations Tom Kelsey
- 89 Ronald Dupree/Shawn Eddy/Rick Lefebvre
- 90 Zach Kendrick/Brittany Carvalhido
- 91 Support Staff/Tipoff Club/"L" Club

## Review

- 92 2013-14 Season Review
- 94 2013-14 Box Scores
- 99 2013-14 Season Statistics
- 100 2013-14 Scoreboard
- 101 2013-14 Superlatives
- 102 2013-14 Game-by-Game Statistics
- 103 2013-14 Starting Lineups

## Preview

- 104 Non-Conference Opponents
- 107 SEC Office
- 108 SEC Network/Media
- 109 SEC Opponents/Series Record
- 112 2014-15 Post Season/Travel Plans
- 113 2015 SEC Tournament

## Records

- 115 School Records
- 118 Miscellaneous Records
- 122 Maravich Center Records
- 123 Individual Career Records
- 124 Individual Single-Season Records
- 125 Individual Single-Game Records
- 126 Opponent Individual Game Records
- 127 Team Game Records
- 128 Team Season Records
- 129 Opponent Team Season Records
- 130 Records by Class
- 131 Yearly Leaders
- 134 1,000-Point Club
- 136 500-Rebound Club
- 137 200-Assist Club, 100-Steal Club
- 138 30-Plus Pts./15-plus Rebs/10-plus Asts.
- 143 SEC Tournament Records
- 144 NCAA Tournament Records
- 145 NIT Records

## History

- 146 Yearly Records/Milestones
- 147 Home-Away-Neutral/Win Streaks
- 148 Year-by-Year-Results
- 159 Series Records
- 169 Regular Season Tournaments
- 170 Records vs. Conferences
- 171 LSU in The Post-Season
- 175 LSU in the Polls
- 178 Year-by-Year Statistics
- 182 Starters by Year
- 183 100-Point Games
- 184 Overtime Games
- 185 Comeback Wins
- 186 All-SEC Teams
- 188 Academic SEC/All-SEC Tournament
- 189 Lettermen
- 192 LSU By The Jersey Numbers
- 195 Louisiana Awards

## LSU

- 197 LSU Board of Supervisors
- 198 President/Faculty Rep
- 199 Vice-Chancellor AD Joe Allewa
- 200 Athletics Administration
- 202 Sports Information
- 203 Media Guidelines
- 204 LSU Sports Radio Network
- 205 LSU Sports TV Network
- 206 LSU Sports Properties
- 207 Tiger Athletic Foundation
- 208 LSUsports.net/fancage

## Credits

**Editor**  
C. Kent Lowe

**Layout & Design**  
Krystal Faircloth

**Assistant Editors**  
Bill Franques, Matt Dunaway, Michael Bonnette

**Photography**  
Steve Franz, Chris Parent, Hilary Scheinuk, Martin McCallister, Jim Zeitz, Eddy Perez, Bill Feig, NBA Photos (Andrew Bernstein, Sam Forenich, Glenn James, Kim Stallknecht, Steve Waltman, Jeff Vinnick).

**Printing**  
United Graphics Inc.



©Copyright Louisiana State University  
The 2014-15 LSU Basketball Media Guide was written by the LSU Sports Information Office and designed by the LSU Publications Office. All text and photo content is property of Louisiana State University and LSU Athletics and cannot be reproduced without permission from the LSU Sports Information Office.

## Media Guides

LSU Media Guides can be either preordered with your season ticket order form or online at [www.LSUsports.net/mediaguides](http://www.LSUsports.net/mediaguides). Guides also can be purchased from LSU SportShop located on North Stadium Drive.

## Image Requests

Members of the media can obtain photos on all LSU coaches and athletes as well as official LSU logos on the internet at <http://media.lsusports.net>. The site features head shots and action shots of all of LSU's basketball players. The site will be updated throughout basketball season. To gain access to the database, please contact Kent Lowe in the LSU Sports Information Department for a login and password.



## LSUsports.net

As the Official Web Site of LSU Athletics, LSUsports.net provides complete and up-to-the-minute information about all 20 of LSU's varsity athletic teams to both fans and media around the nation.

## LSU Men's Basketball Coaching Staff

NAME	POSITION	ALMA MATER	YEAR AT LSU
<b>Head Coach:</b>	Johnny Jones	LSU, '85	3rd year at LSU
<b>Assistant Head Coach:</b>	David Patrick	Louisiana-Lafayette, '12	3rd year at LSU
<b>Associate Coach:</b>	Eric Musselman	San Diego, '87	1st year at LSU
<b>Assistant Coach:</b>	Charlie Leonard	Christian Brothers, '75	3rd year at LSU
<b>Director of Operations:</b>	Tom Kelsey	Lipscomb, '86	3rd year at LSU
<b>Student Assistant:</b>	Ronald Dupree		1st year at LSU
<b>Basketball Trainer:</b>	Shawn Eddy	West Virginia, '94	10th year at LSU (19th at LSU)
<b>Strength &amp; Conditioning:</b>	Rick Lefebvre	Wisconsin-Stevens Point, '03	3rd year at LSU
<b>Video Coordinator:</b>	Zach Kendrick	LSU, '10	4th year at LSU
<b>Administrative Assistant:</b>	Brittany Carvalho	Oklahoma St. '05	5th year men's (7th at LSU)

### Basketball Facts

Head Coach:	Johnny Jones
Alma Mater/Year:	LSU, '85
Career Record:	244-188
Years as Head Coach:	Entering 15th year
Years at LSU:	Entering 3rd year
LSU's 2013-14 Record:	20-14 overall, 9-9 SEC (Tie 6th)
Assistant Coaches:	David Patrick, Eric Musselman, Charlie Leonard

### University Facts

Location:	Baton Rouge, La.
Founded:	1860
Enrollment:	30,451
Nickname:	Tigers or Fighting Tigers
Colors:	Purple and Gold
Print specifications:	Purple-PMS 268, Gold-PMS 123
Mascot:	Mike VI (live Bengal tiger)
Arena:	Pete Maravich Assembly Center
Capacity:	13,215
Year Opened:	1972
All-time Record in PMAC:	499-174 (43 years)
Conference:	Southeastern
Band:	Bengal Brass Basketball Band

### University Administration

President/Chancellor:	Dr. F. King Alexander (St. Lawrence, '87)
Faculty Representative:	Dr. Bill DeMastes (Georgia, '79)

### Athletics Department

Vice-Chancellor/AD:	Joe Alleva (Lehigh, '75)
Sr. Assoc. AD/Operations:	Verge Ausberry (LSU, '90)
Sr. Assoc. AD/Compliance, Planning:	Bo Bahnsen (LSU, '82)
Sr. Assoc. AD/SID:	Michael Bonnette (LSU, '93)
Sr. Assoc. AD/Business:	Mark Ewing (LSU, '78)
Sr. Assoc. AD/Student Services, SWA:	Miriam Segar (LSU, '94)
Sr. Assoc. AD/Internal Affairs, Development:	Eddie Nunez (Florida, '98)
Sr. Assoc. AD/Facility & Grounds:	Ronnie Haliburton (LSU, '90)
Assoc. AD/Ticket Manager:	Brian Broussard (LSU, '93)
Assoc. AD/Facilities, Proj. Development:	Emmitt David (LSU, '82)
Assistant AD/Marketing:	Mathew Shanklin (UNCW, '88)
Assistant AD/Fiscal Operations:	Neal Lamonica (LSU, '98)
Assistant AD/Game Management:	David Taylor (UTEP, '99)

### Sports Information

Senior Associate AD/SID:	Michael Bonnette (LSU, '93)
Senior Associate SID (Basketball):	Kent Lowe (LSU-Shreveport, '79)
Senior Associate SID:	Bill Franques (LSU, '85)
Associate SID:	Matt Dunaway (UCF, '05)
Associate SID:	Will Stafford (LSU, '06)
Associate SID:	Jake Terry (LSU, '08)
Associate SID:	Clyde Verdin (Nicholls State, '08)
Graphic Design Director:	Krystal Faircloth (LSU, '06)
Graphic Design Coordinator:	Hannah Brinks (Alabama, '11)
Graphic Design Coordinator:	Stephanie Lyles (LSU, '10)
Photography Coordinator:	Steve Franz (LSU, '93)
Administrative Secretary:	Pam LeBlanc

### LSU Sports Radio Network

Director of Broadcasting:	Jim Hawthorne (Northwestern St., '67)
---------------------------	---------------------------------------

### LSU Sports Television Network

Director of Television Operations:	Kevin Wagner (LSU, '80)
Director of Videoboard Productions:	John Schiebe (Oklahoma St., '86)
Director of Media Productions:	Dave Landry (LSU, '90)
Television Producer:	Lee Scioneaux (LSU, '90)



### LSUsports.net

Director of Digital Media: Todd Politz (LSU, '99)

### Media Information

Men's Basketball SID:	Kent Lowe
SID Office Phone:	225-578-8226
Lowe's Office Phone:	225-578-1864
Lowe's Home Phone:	225-761-1734
Lowe's Cell Phone:	225-241-4360
Lowe's E-Mail Address:	clowe@lsu.edu
Lowe's Twitter:	@LSUkent
LSU website:	www.LSUsports.net
Press Row Phone:	225-578-8226
SID Mailing Address:	Athletics Administration Building, Baton Rouge, LA 70803
Overnight Address:	Fifth Floor, Athletics Administration Building Nicholson Drive and North Stadium Drive Baton Rouge, La. 70894

### Athletics Phone Directory (225 area code)

Athletics Department:	578-8100
Athletics Director:	578-3600
Senior Women's Administrator:	578-1888
Student Services:	578-4100
Marketing and Promotions:	578-6629
Internal Operations:	578-6603
Business Office:	578-6783
Ticket Office:	578-2184
Men's Basketball Office:	578-8217

[f /LSUBasketball](#)  
[@LSUBasketball, @LSUCoachJones](#)

## 2014-15 LSU Basketball Schedule

DATE	OPPONENT	SITE	TIME
Nov. 7	MOREHOUSE (SECN+)(Exhibition)	Baton Rouge	7 p.m.
Nov. 15	GARDNER-WEBB (SECN+)	Baton Rouge	Noon
Nov. 18	TEXAS TECH (ESPN2)(Tipoff Marathon)	Baton Rouge	8:30 p.m.
Nov. 21-24	At Paradise Jam		
Nov. 21	Old Dominion (CBS Sports Network)	St. Thomas, USVI	5:30 p.m.
Nov. 22 or 23	Illinois State or Weber State	St. Thomas, USVI	TBA
Nov. 24	Opponent TBA	St. Thomas, USVI	TBA
Nov. 29	MCNEESE STATE (SECN+)	Baton Rouge	7 p.m.
Dec. 2	MASSACHUSETTS (SEC Network)	Baton Rouge	6 p.m.
Dec. 4	At West Virginia (ESPN2)	Morgantown, W. Va.	6 p.m.
Dec. 13	SAM HOUSTON STATE (SEC Network)	Baton Rouge	6 p.m.
Dec. 18	At UAB (CBS Sports Network)	Birmingham, Ala.	8 p.m.
Dec. 22	CHARLESTON (SEC Network)	Baton Rouge	8 p.m.
Dec. 29	SOUTHERN MISS (SEC Network)	Baton Rouge	6 p.m.
Jan. 3	SAVANNAH STATE (SEC Network)	Baton Rouge	6 p.m.
Jan. 8	*At Missouri (ESPN/2)	Columbia, Mo.	6 p.m.
Jan. 10	*GEORGIA (ESPNU)	Baton Rouge	8 p.m.
Jan. 14	*At Ole Miss (SEC Network)	Oxford, Miss.	6 p.m.
Jan. 17	*TEXAS A&M (ESPN/2)	Baton Rouge	11 a.m.
Jan. 20	*At Florida (ESPN)	Gainesville, Fla.	6 p.m.
Jan. 24	*At Vanderbilt (ESPNU)	Nashville, Tenn.	5 p.m.
Jan. 28	*SOUTH CAROLINA (SEC Network)	Baton Rouge	6 p.m.
Jan. 31	*At Mississippi State (SEC Network)	Starkville, Miss.	1 p.m.
Feb. 5	*AUBURN (ESPN/2)	Baton Rouge.	6 p.m.
Feb. 7	*ALABAMA (ESPN2)	Baton Rouge	5 p.m.
Feb. 10	*KENTUCKY (ESPN)	Baton Rouge	6 p.m.
Feb. 14	*At Tennessee (SEC Network)	Knoxville, Tenn.	3 p.m.
Feb. 17	*At Texas A&M (SEC Network)	College Station, Texas	8 p.m.
Feb. 21	*FLORIDA (CBS Sports)	Baton Rouge	Noon
Feb. 24	*At Auburn (ESPNU)	Auburn, Ala.	6 p.m.
Feb. 28	*OLE MISS (FSN)	Baton Rouge	1 p.m.
March 4	*TENNESSEE (SEC Network)	Baton Rouge	6 p.m.
March 7	*At Arkansas (ESPN/2)	Fayetteville, Ark.	TBA

### SEC TOURNAMENT

March 11-15	TBD (SEC Network, ESPN)	Nashville, Tenn.	TBA
-------------	-------------------------	------------------	-----

Home games Bold CAPS • Times are Central and Subject to Change

\*denotes SEC Games CST = Cox Sports TV FSN = Fox Sports Net SECN+ = Digital Broadcast

## 2013-14 LSU Basketball Results

DATE	OPPONENT	SCORE	PAID ATT.
Nov. 12	At Massachusetts	L, 90-92	5,182
Nov. 16	NORTHWESTERN STATE	W, 88-74	8,756
Nov. 19	NEW ORLEANS	W, 81-54	7,513
Nov. 22	SOUTHEASTERN LOUISIANA	W, 89-66	8,404
Nov. 28	vs. Saint Joseph's	W, 82-65	2,351
Nov. 29	vs. Memphis	L, 69-76	2,612
Dec. 1	vs. Butler	W, 70-68 (ot)	2,016
Dec. 14	ULM	W, 61-54	7,623
Dec. 18	At Texas Tech	W, 71-69	5,985
Dec. 21	UAB	W, 86-63	8,418
Dec. 28	MCNEESE STATE	W, 79-52	8,796
Jan. 4	RHODE ISLAND	L, 70-74	8,789
Jan. 7	TENNESSEE	L, 50-68	7,918
Jan. 11	At South Carolina	W, 71-68	12,071
Jan. 15	At Ole Miss	L, 74-88 (ot)	7,884
Jan. 18	VANDERBILT	W, 81-58	9,716
Jan. 21	MISSOURI	W, 77-71	8,411
Jan. 25	At Alabama	L, 80-82	12,601
Jan. 28	KENTUCKY	W, 87-82	12,124
Feb. 1	ARKANSAS	W, 88-74	10,925
Feb. 6	At Georgia	L, 78-91	4,902
Feb. 8	AUBURN	W, 87-80	10,588
Feb. 12	At Texas A&M	L, 73-84	4,782
Feb. 15	At Arkansas	L, 70-81	18,307
Feb. 19	MISSISSIPPI STATE	W, 92-81	7,689
Feb. 22	At Kentucky	L, 76-77 (ot)	24,244
Feb. 26	TEXAS A&M	W, 68-49	7,689
March 1	At Florida	L, 61-79	12,589
March 6	At Vanderbilt	W, 57-51	9,968
March 8	GEORGIA	L, 61-69	9,208
March 13	vs. Alabama (SEC Tournament 2nd rd)	W, 68-56	10,218
March 14	vs. Kentucky (SEC Tournament QF)	L, 67-85	19,066
March 19	at San Francisco (NIT 1st rd)	W, 71-63	3,662
March 24	at SMU (NIT 2nd rd)	L, 67-80	7,021







## 2014-2015 LSU Men's Basketball Team

### Alphabetical

NO.	NAME	POS.	HT.	WT.	YR.	EXP.	HOMETOWN (PREVIOUS SCHOOL)
20	Brian Bridgewater	F	6-5	265	So.	HS	Baton Rouge, La. (Scotlandville HS)
45	Brandon Eddlestone	F	6-8	245	So.	1L	Slidell, La. (Northshore HS)
21	Aaron Epps	F	6-9	208	Fr.	HS	Ball, La. (Tioga HS)
5	Josh Gray	G	6-1	183	Jr.	JC	Lake Charles, La. (Wheatley HS/Odessa CC)
4	Keith Hornsby	G	6-4	210	Jr.	RS	Williamsburg, Va. (Oak Hill Academy/UNC Asheville)
22	Darcy Malone	C	7-0	245	So.	1L	Canberra, Australia (ACT Academy of Sport)
1	Jarell Martin	F	6-10	235	So.	1L	Baton Rouge, La. (Madison Prep HS)
25	Jordan Mickey	F	6-8	235	So.	1L	Dallas, Texas (Prime Prep Academy)
31	John Odo	F	6-10	245	Sr.	1L	Lagos, Nigeria (Faloma HS/Hill (Texas) JC)
15	Jalyn Patterson	G	6-0	175	Fr.	HS	Alpharetta, Ga. (Montverde Academy)
55	Tim Quarterman	G	6-6	187	So.	1L	Savannah, Ga. (Johnson HS)
13	Antonio Robinson	G	6-1	170	Sr.	TR	Bossier City, La. (Parkway HS/McPherson College)
3	Elbert Robinson III	C	7-1	270	Fr.	HS	Garland, Texas (Lakeview Centennial HS)
10	Henry Shortess	G	5-9	163	So.	1L	Baton Rouge, La. (University HS)
32	Carlton Speight	G	6-4	200	Fr.	HS	New Orleans, La. (Harding Academy-Memphis)

### Numerical

NO.	NAME	POS.	HT.	WT.	YR.	EXP.	HOMETOWN (PREVIOUS SCHOOL)
1	Jarell Martin	F	6-10	235	So.	1L	Baton Rouge, La. (Madison Prep HS)
3	Elbert Robinson III	C	7-1	270	Fr.	HS	Garland, Texas (Lakeview Centennial HS)
4	Keith Hornsby	G	6-4	210	Jr.	RS	Williamsburg, Va. (Oak Hill Academy/UNC Asheville)
5	Josh Gray	G	6-1	183	Jr.	JC	Lake Charles, La. (Wheatley HS/Odessa CC)
10	Henry Shortess	G	5-9	163	So.	1L	Baton Rouge, La. (University HS)
13	Antonio Robinson	G	6-1	170	Sr.	TR	Bossier City, La. (Parkway HS/McPherson College)
15	Jalyn Patterson	G	6-0	175	Fr.	HS	Alpharetta, Ga. (Montverde Academy)
20	Brian Bridgewater	F	6-5	265	So.	HS	Baton Rouge, La. (Scotlandville HS)
21	Aaron Epps	F	6-9	208	Fr.	HS	Ball, La. (Tioga HS)
22	Darcy Malone	C	7-0	245	So.	1L	Canberra, Australia (ACT Academy of Sport)
25	Jordan Mickey	F	6-8	235	So.	1L	Dallas, Texas (Prime Prep Academy)
31	John Odo	F	6-10	245	Sr.	1L	Lagos, Nigeria (Faloma HS/Hill (Texas) JC)
32	Carlton Speight	G	6-4	200	Fr.	HS	New Orleans, La. (Harding Academy-Memphis)
45	Brandon Eddlestone	F	6-8	245	So.	1L	Slidell, La. (Northshore HS)
55	Tim Quarterman	G	6-6	187	So.	1L	Savannah, Ga. (Johnson HS)

### Coaching Staff

<b>Head Coach:</b>	Johnny Jones	LSU, '85	3rd year at LSU
<b>Assistant Head Coach:</b>	David Patrick	Louisiana-Lafayette, '12	3rd year at LSU
<b>Associate Coach:</b>	Eric Musselman	San Diego, '87	1st year at LSU
<b>Assistant Coach:</b>	Charlie Leonard	Christian Brothers, '75	3rd year at LSU
<b>Director of Operations:</b>	Tom Kelsey	Lipscomb, '86	3rd year at LSU
<b>Student Assistant</b>	Ronald Dupree		1st year at LSU
<b>Basketball Trainer:</b>	Shawn Eddy	West Virginia, '94	10th year bkb (19th at LSU)
<b>Strength &amp; Conditioning:</b>	Rick Lefebvre	Wisconsin-Stevens Point, '03	3rd year at LSU
<b>Video Coordinator:</b>	Zach Kendrick	LSU, '10	4th year at LSU
<b>Administrative Assistant:</b>	Brittany Carvalho	Oklahoma St. '05	5th year men's (7th at LSU)

### Pronunciation Guide

Carvalho - Carv-eh-lee-doe  
 Odo - OH-doe  
 Shortess - Short-ess  
 Speight - Spate  
 Jalyn - Jay-lun



# 2014-15 Season Preview

As year three of the Johnny Jones era begins here at LSU, steps are there for the LSU team to take. In year one, a foundation was placed as LSU won 19 games and more importantly established a plan for the future.

In the second year, the LSU team joined the list of teams that have posted 20 win seasons and made a trip to the post-season. The foundation is built and solid as the program now looks to move on.

## Returns

Two starters who had outstanding freshman campaigns are back for their sophomore season. Both had the type of seasons that could have seen them take a chance on their future, but both will be fan favorites for the Tigers with the chance to help their future plans as well.

**Jordan Mickey** earned second-team All-SEC honors as well as making the league's All-Freshman and All-Defensive teams after a well-rounded season as one of just two LSU players to start all 34 games.

Mickey averaged 12.7 points per game and a team best 7.9 rebounds a game while making 53.3 percent of his field goal attempts. Mickey had a team best nine double doubles and three games over 20 points.

But it was his ability to block shots that easily earned him his All-Defensive spot, blocking 106 shots becoming just the second player in LSU history to hit triple figures.

**Jarell Martin** struggled at times early in the year after spraining an ankle less than a minute into the season, but by SEC play, Martin had learned his new "three" position and was able to start to hit shots outside while still finding ways to get inside and score.

The Baton Rouge native averaged 10.3 points for his 32-games (25 starts), but a full point more (11.4) in league play, including 13.6 ppg in February's eight games.

Other returnees include **Tim Quarterman**, **Darcy Malone**, **John Odo** and walk-ons **Brad Eddlestone** and **Henry Shortess**. All have had a year of experience in Johnny Jones' system and a year of strength and conditioning and that will do nothing but help the Tigers move forward in 2014-15.

Quarterman played in 33 games and averaged an important 12.3 minutes per game with a positive assist-to-turnover ratio of 49-35. The sophomore will look to up his shooting percentage while

continuing to be able to distribute the ball when needed in the LSU offense.

Malone and Odo can be big factors for LSU inside after a year getting stronger in the weight room and working hard to fit into the system.

## Newcomers

Two players are in their second year on campus but first on the playing court.

**Keith Hornsby** played for two seasons at UNC-Asheville before transferring to LSU prior to the 2013-14 season. He was able to practice with the team and made a mark that has fans excited to see this season. In 2013, Hornsby averaged 15 points and 3.1 assists while shooting 38 percent from three-point range and 92.5 percent from the free throw line at UNC-Asheville. He is the son of Grammy Award winning musician Bruce Hornsby.

**Brad Bridgewater** couldn't practice with the team last year, but has made lots of progress since being back on the floor after a stellar prep career. He was MVP of the Top 28 state playoffs for Scotlandville High in 2013, helping his school to an overtime win in the Class 5A state championship game.

**Aaron Epps** is another Louisiana player from a small city (Ball) but with a big-time resume'. The forward played at Tioga and was MVP of the District, All-Cenla and a member of the All-State first team. He averaged 22.3 points, 11.2 rebounds and 6.7 blocks in leading his



**Jordan Mickey**



**Jarell Martin**

team to a District Championship.

Expected to be the point guard is junior college transfer and Louisiana native **Josh Gray**, who comes to LSU with numbers at Odessa College that have to be looked at. He led the nation in scoring at 34.7 points a game and while scoring, he had a good assist-to-turnover ratio of 172 assists-107 turnovers while averaging 2.7 steals a game (10th nationally).

**Jalyn Patterson** has had his moments in the big-time so the SEC shouldn't be something the guard will be scared about. Montverde Academy won the National High School Championship tournament twice and in 2013, Patterson hit the game-winning 3-pointer when Montverde beat St. Benedict's Prep in the finals.

**Elbert Robinson III** is a big man at 7-1, but he has also made the effort and the sacrifice to lose weight and get stronger after coming to LSU. Robinson has lost over 40 pounds and will be a force that can clog up the paint on defense and add to the defensive presence of the Tigers. Despite facing defenses that hung on his every move, Robinson averaged a double double - 11.7 points, 10.9 rebounds along with 4.1 blocks. He earned District MVP and Defensive Player of the Year along with All-State honors.

Helping with the depth of the team and practice plans are two new walk-ons that joined the team in October: **Antonio Robinson** of Bossier City and **Carlton Speight** of New Orleans.

### The Schedule

LSU will be tested as early as the second game of the season when the Tigers again get a slot in the ESPN Tipoff Marathon. The Tigers will host Texas Tech in the back end of a home-and-home series November 18 in which LSU was a two-point winner in Lubbock.

One game most people are looking forward to is on Dec. 2 when LSU and UMass will try to duplicate their season opener of a year ago in one of the more entertaining games in college basketball's early season when Massachusetts scored a 92-90 victory. Two days later, LSU must defend the league honor in the SEC-Big 12 Challenge at West Virginia.

Again, LSU will be involved in a November tournament, this time the Paradise Jam in the U.S. Virgin Islands. LSU will face Old Dominion in the opening round and will meet either Weber State or Illinois State in the second game. Clemson, Nevada, Seton Hall and Gardner Webb make up the rest of the field.


In the league, LSU will get the two

preseason favorites at home, although Florida will be a home-and-home in this the third year of the three-year rotation of schedules made when the league expanded to 14 teams. Kentucky and LSU will renew a competitive series from a year ago, with the Wildcats returning to the Maravich Center for their only meeting. Last year, LSU beat UK in Baton Rouge on a night when outside sleet was falling and roads were iced over, prompting ESPN's Brad Nessler to call the Maravich Center, the "Ice Dome."

### Intangibles

If you want to see LSU basketball and the rest of the SEC, it won't be hard with the new SEC Network showing some 118 games, including 11 LSU dates. Add the plethora of games on ESPN, CBS and FSN and only three games will not be on some form of over-the-air TV.

For Johnny Jones, year three is the chance to start adding floors to the foundation and to continue to move the program forward. His players are now firmly in place and are excited about the possibilities and ready to just play the game. The chance to do that will come soon enough as the 2014-15 season gets underway.



# Championship

## BASKETBALL






**Shaquille O'Neal**  
1991 National Player of the Year



**Dale Brown**  
1981 National Coach of the Year




**Pete Maravich**  
1969 • 1970 National Player of the Year

## Naismith Memorial Basketball Hall of Fame



**Bob Pettit**  
(1951-1954) Inducted 1971



**Pete Maravich**  
(1967-1970) Inducted 1987



- Bob Pettit** (2006)
- Pete Maravich** (2006)
- Tex Winter** (2010)
- Joe Dean, Sr.** (2012)
- Dale Brown** (2014)
- Shaquille O'Neal** (2014)

**60**  
First-Team All-SEC Selections

**62**  
Academic All-SEC Honors

**12**  
SEC Player of the Year Honors

**8**  
First-Team All-Americans

**27**  
Postseason Appearances

**4**  
NCAA Final Four Appearances

**1**  
NIT Semifinals Appearance

**1**  
National Title

**10**  
SEC Championships

**13**  
NBA First-Round Draft Picks

**1**  
NBA No. 1 Pick

**2**  
NBA No. 2 Picks

**2**  
NBA No. 3 Picks

**3**  
Members of NBA at 50 Team

**2**  
College National Players of the Year

**2**  
Naismith Hall of Fame Members

**6**  
Collegiate Basketball Hall of Fame Members



(Front Row) Blackie Banker, Wally Wells, Henry Young, Sparky Wade, Nolan Miller, Guy Ottwell, Milford McDonald, Mac Michael.

(Back Row) Judge Bryan, Bill Leathers, Shongaloo Lindsey, Sid Adger, Texas Bo Bohannon, Red Beeson, Jack Harris, Ben Journeay, Buddy Blair.

# 1935

**Winner American Legion Bowl - Atlantic City, N. J.**  
**Southeastern Conference Champions**  
**Coach Harry Rabenhorst • Record 14-1, 11-0**

## NATIONAL CHAMPIONS

It was a different time and a different era. But in 1935, in the days before the NCAA Tournament and the National Invitation Tournament sprung to life and created true March Madness, there was a national championship being claimed on the hardwood at LSU.

Led by the school's first All-American, Sparky Wade, and Buddy Blair, the Tigers of 10th year head coach Harry Rabenhorst pulled off a feat that many people feel is the first magical moment of LSU basketball. The Tigers, after a 13-1 regular season and a co-championship in the Southeastern Conference, went to Atlantic City and played the best team in the East, the Pittsburgh Panthers, and won.

They called Wade the "Little Giant from Jena," and he could make a basketball do almost anything. He was 5-6 and a smaller preview of what would come in the late 1960s with Pete Maravich.

In 1935, the Tigers had a very favorable schedule that saw them play only three of 14 games away from the comfort of the Gym-Armory. The road games weren't bad trips at all, even in those days. One was to Houston to face Rice and the other two were to New Orleans to face Tulane.

The only loss of the season was that game against Rice, 56-47. Wade jokingly said in later years of that game, "The Rice Gym was an old auditorium with one chandelier with twenty-five watt bulbs. You could not see your feet or the color of uniforms. Even the floor was unwaxed."

But that was the only time the Tigers stumbled. Ironically, there was no SEC Tournament that particular year so LSU and Kentucky would not meet in basketball that season. Kentucky, undefeated in the conference, had not lost to LSU in a hoops contest and wouldn't until 26 years later.

So LSU and Pittsburgh were invited to the battle for the American Legion Bowl



before some 5,000 at the Atlantic City Auditorium. LSU won by four, 41-37, but that tells so little of the story.

It was April 13, 1935. Doc Carlson's Panthers were 18-5 on the season. The Tigers started out very, very slow at a time when scoring points could be easily at a premium. The Tigers trailed 18-4 and still were down by nine, 26-17, at the half.

Gradually LSU rallied back. Buddy Blair made a long shot to give LSU a 35-33 lead. He then followed it with the next six points for the Tigers. Pittsburgh outscored LSU 17-16 in field goals, but LSU had a 9-3 advantage from the free throw line.

Blair led all scorers with 20 points, Shongaloo Lindsey added eight, Sparky Wade five, Jack Harris four and Arnold Bryan and Ben Journeay two apiece. While Wade's point total was down, his ball handling and court presence meant much to LSU's win.

The Advocate trumpeted the news the next day: "Louisiana State University, power in the Southeastern Conference, came from

far behind tonight to defeat the University of Pittsburgh, Eastern Conference champion, 41-37, in their inter-sectional basketball game.

"The Bayou Tigers from Baton Rouge, trailing 26-17 at the half, smothered Pittsburgh in the second half with their flashy passing and scored goal after goal from the field."

"Pittsburgh used a figure-eight offense," Buddy Blair once said. "We had not seen this before and it hindered us in the first half. In the second half, we got our fast break going and just about ran them crazy."

In the days before Bob Pettit arrived on campus, Harry Rabenhorst said in 1951 that Wade was head and shoulders the best player on campus. "We've had some great boys here at LSU. We've had some great ones, but Sparky Wade was the most spectacular and most colorful. He was a showman and probably the greatest dribbler in basketball. Sparky came to delight the fans. He never came up short on that count."

"I'm not as great as they say I am," Sparky once said. "I'm just a little fellow - five-eight if I stretch - but you know, basketball is the silliest game in the world. You have 10 guys and only one basketball, and if I have the ball, who can beat me?"

In 1935, only one team could beat the Tigers and powerful Pittsburgh couldn't stop a second half onslaught that led to a special moment in LSU basketball: a chance to claim a national championship.

In 1994, the remaining living members of the team were honored and a banner lowered from the Maravich Center to forever honor the accomplishments of this great team in Tiger basketball history.

In 2009, the widow of Sparky Wade and her family took part in LSU basketball's 100th anniversary celebration as Wade was named one of the 16 members of the LSU All-Century team.

# NCAA Final Four Legacy

Four NCAA Final Fours for LSU: 1953, 1981, 1986, 2006. All with different heroes and much different circumstances. LSU's first Final Four appearance came at the time when it wasn't a media event in the days before television. The second came at a time when the LSU program was at a zenith, winning 17 straight conference games. LSU's 1986 Final Four trip came when LSU fans least expected it, or even imagined it. LSU returned to the Final Four again in 2006, taking a conference championship season and moving through the tournament, upsetting the No. 1 team in the tournament and the country in the process. Here's a brief look at LSU's four NCAA Final Four appearances:



## 1953

**Record: 22-3, 13-0 in the SEC • Coach: Harry Rabenhorst**

The NCAA Tournament was enlarged to a whopping 22 teams in 1953, adding four new conference winners and two more at-large entries. LSU, led by junior Bob Pettit, went through the conference undefeated in a year when Kentucky was barred from fielding a team, and advanced to the Final Four in Kansas City by downing Lebanon Valley (89-76) and Holy Cross (81-73). The Tigers were unable to sustain the momentum in the national semifinals, losing to Indiana, 80-67.



## 1981

**Record: 31-5, 17-1 in the SEC • Coach: Dale Brown**

It has been over 30 years since LSU fans were "Silly in Philly" over LSU's trip to the Final Four. It was a year in which an LSU team, which featured Durand "Rudy" Macklin, Greg "Cookiemann" Cook, Ethan Martin, Howard Carter, Leonard Mitchell and Willie Sims among others, would win 26 straight games, including the first 17 in the league to advance as high as No.2 in the nation. Coach Dale Brown got the draw he wanted in the tournament, a route that would take him to the Final Four through the Louisiana Superdome. With the majority of 30,000-plus fans on hand pulling for LSU, the Tigers beat Arkansas (72-56) and Wichita State (96-85) in the regional rounds to advance to the Final Four. But Macklin was hurt in the Wichita game and was less than 100 percent. Again Indiana would be the team to beat LSU in the national semifinals, 69-47.



## 1986

**Record: 26-12, 9-9 in the SEC • Coach: Dale Brown**

A season that started 14-0, had a chickenpox scare in the middle, and finished the regular season with eight losses in the last 13 games, still had much promise to it at the end. The Tigers, coming off an SEC Championship the year before, still showed enough to earn a spot in the NCAA Tournament field of 64. LSU was seeded 11th, but would get to play its first two games in the then LSU Assembly Center. The Tigers first beat Purdue in double-overtime, then used an Anthony Wilson buzzer beater to down Memphis. From there, it was a win over Georgia Tech and then Ricky Blanton, Don Redden, Wilson and Derrick Taylor pulled off the impossible, beating Kentucky in the regional finals after the Wildcats had won three previous meetings earlier in the year. LSU was at that time the lowest seed ever to make the NCAA Final Four, a mark that stood until 2006.



## 2006

**Record: 27-9, 14-2 in the SEC • Coach: John Brady**

The Tigers won the Southeastern Conference with a 14-2 record, extending an unbeaten string of SEC wins in the Maravich Assembly Center to 17 games dating back to March of 2004. LSU was the fourth seed in the NCAA Tournament's Atlanta Regional and was sent to Jacksonville, Fla., to begin tournament play. After dispatching Iona in the first round, LSU's battle with Texas A&M would be the first of three straight epic battles that LSU would face on the road to the Final Four. It would take a Darrel Mitchell three-pointer with less than five seconds to play to get LSU the Round of 16, with a 58-57 win over the Aggies. The Tigers advanced to the Atlanta Regional semifinals where LSU downed the tournament top seed and the nation's No. 1-ranked team, Duke, and then went on to knock off No. 9 Texas in overtime, 70-60, to bring LSU back to the Final Four for the first time in 20 years.

# Championship Teams



## 1934-35 LSU Fighting Tigers

14-1, 11-0 • Winner American Legion Bowl - Atlantic City, N. J.  
SEC Champions • Coach Harry Rabenhorst

(Front Row) Blackie Banker, Wally Wells, Henry Young, Sparky Wade, Nolan Miller, Guy Ottwell, Milford McDonald, Mac Michael. (Back Row) Judge Bryan, Bill Leathers, Shongaloo Lindsey, Sid Adger, Texas Bo Bohannan, Red Beeson, Jack Harris, Ben Journeay, Buddy Blair.



## 1978-79 LSU Fighting Tigers

23-6 • SEC Champions  
Coach Dale Brown

(Front Row) Gus Rudolph, Walter Campbell, Al Green, Ernie Brown, Coach Dale Brown, Jordy Hultberg, Willie Sims, J. Brian Bergeron, Ethan Martin. (Back Row) Assistant Coach Ron Abernathy, Duane DeArmond, Lionel Green, Andy Campbell, Rick Mattick, Greg Cook, Durand Macklin, Joe Costello, Assistant Coach Art Tollis.



## 1952-53 LSU Fighting Tigers

22-3 • SEC Champions • NCAA Final Four  
Coach Harry Rabenhorst

(Front Row) Don Loughmiller, Darrell Schultz, Benny McArdle, Norman Magee, Charley Robert. (Middle Row) Coach Harry Rabenhorst, Bill Lee, Leslie Jones, Don Belcher, Kenny Bridges, Assistant Coach John Chaney. (Back Row) Manager Fred Poerschke, James McNeilly, Bob Freshley, Bob Pettit, Ned Clark, P. Brayman.



## 1979-80 LSU Fighting Tigers

26-6 • SEC Tournament Champions  
Coach Dale Brown

(Front Row) Durand Macklin, Tyrone Black, Greg Cook, Andy Campbell, Rick Mattick, DeWayne Scales, Gus Rudolph. (Back Row) J. Brian Bergeron, Jordy Hultberg, Willie Sims, Duane DeArmond, Howard Carter, Mark Alcorn, Ethan Martin.



## 1953-54 LSU Fighting Tigers

20-5 • SEC Champions  
Coach Harry Rabenhorst

(Front Row) Coach Harry Rabenhorst, Jim McNeilly, Ned Clark, Bob Pettit, Bob Freshley, Bill Lee, Assistant Coach John Chaney. (Middle Row) Don Sebastian, Paul Zinser, Norman Magee, Benny McArdle, Don Loughmiller, Manager Fred Poerschke. (Back Row) Les Jones, Roger Sigler, Dick Holt, Troy Rushing, Don Belcher.



## 1980-81 LSU Fighting Tigers

31-5 • Most Wins in LSU History  
SEC Champions • NCAA Final Four • Coach Dale Brown

(Front Row) J. Brian Bergeron, Ethan Martin, Willie Sims, Johnny Jones, Matt England, Mark Alcorn, Brian Kistler. (Back Row) Manager Stan Harris, Assistant Coach Jordy Hultberg, Assistant Coach Rick Huckabay, Howard Carter, Joe Costello, Tyrone Black, Andy Campbell, Greg Cook, Leonard Mitchell, Durand Macklin, John Tudor, Head Coach Dale Brown, Assistant Coach Ron Abernathy, Trainer Dr. Martin J. Broussard





## 1984-85 LSU Fighting Tigers

19-10 • SEC Champions  
Coach Dale Brown

(Front Row) Don Redden, Oliver Brown, Ocie Conley, Derrick Taylor, Dennis Brown, Anthony Wilson, Neboisha Bukumirovich. (Back Row) Ricky Blanton, Jose Vargas, Damon Vance, Zoran Jovanovich, Jerry Reynolds, Nikita Wilson, John Williams.



## 1999-00 LSU Fighting Tigers

28-6 • SEC Champions • NCAA Sweet Sixteen  
Coach John Brady

(Front Row) Assoc. Coach Kermit Davis, Brandon Landry, Brian Green, Torris Bright, Head Coach John Brady, Jack Warner, Jeremy Comeaux, Jermaine Williams, Asst. Coach Butch Pierre; (Second Row) Admin. Asst. Scott Osborne, Trainer Drew Shea, Ronald Dupree, Brian Beshara, Brad Bridgewater, Jabari Smith, Stromile Swift, Collis Temple III, Lamont Roland, Asst. Coach Donnie Tyndall, Strength Coach Nick Buchholz.



## 1985-86 LSU Fighting Tigers

26-12 • NCAA Final Four  
Coach Dale Brown

(Front Row) Edwin Wilson, Ocie Conley, Derrick Taylor, Don Redden, Anthony Wilson, Neboisha Bukumirovich. (Back Row) Oliver Brown, Ricky Blanton, Jose Vargas, Zoran Jovanovich, John Williams, Bernard Woodside.



## 2005-06 LSU Fighting Tigers

27-9 • SEC Champions • NCAA Final Four  
Coach John Brady

Front Row (L-R): Academic Advisor Tommy Powell, Glen Davis, Dameon Mason, Tasmin Mitchell, David Fleshman, Tack Minor, Head Coach John Brady, Darrel Mitchell, Ben Voogd, Alex Farrer, Garrett Temple, Darnell Lazare, Manager Jason Reed. Back Row (L-R): Trainer Shawn Eddy, Strength and Conditioning Coach Jeff Dillman, Assistant Coach John Treloar, Associate Head Coach Butch Pierre, Tyrus Thomas, Magnum Rolle, Chris Johnson, Kentrell Gransberry, Assistant Coach Nikita Johnson, Administrative Assistant Scott Soprych, Manager Chris Heine, Manager Louis Ruffino.



## 1990-91 LSU Fighting Tigers

20-10 • SEC Champions  
Coach Dale Brown

(Front Row) Mike Hansen, Danny Moscovitz, Vernel Singleton, Shawn Griggs, John Picou, T.J. Pugh, (Back Row) Administrative Assistant Jim Childers, Supervisor of Athletic Training Dr. Marty Broussard, Assistant Coach Johnny Jones, Lenear Burns, Harold Boudreaux, Geert Hammink, Shaquille O'Neal, Richard Krajewski, Wayne Sims, Assistant Coach Craig Carse, Head Coach Dale Brown.



## 2008-09 LSU Fighting Tigers

28-7 • SEC Champions  
Coach Trent Johnson

Front Row (L-R): Director of Operations Chris Bobel, Assistant Coach Keith Richard, Head Coach Trent Johnson, Assistant Coach Donny Guerinoni, Assistant Coach Brent Scott, Strength Coach Juan Pablo Reggiaro, Trainer Shawn Eddy. Back Row (L-R): Zach Kinsley, Tasmin Mitchell, Bo Spencer, Garrett Green, Alex Farrer, Chris Johnson, Garrett Temple, Dennis Harris, Terry Martin, Quintin Thornton, Marcus Thornton, Storm Warren, Chris Bass, Delwan Graham.



**LSU Head Basketball Coach  
1932-41; 1945-57**

**29 years  
Record: 340-264**

**1935 National Championship**

**1953 NCAA Final Four**

**1935, 1953, 1954 SEC  
Championships**

**LSU Head  
Baseball Coach  
1925-42; 1946-56**

**27 years  
Record: 220-226-3**

**1939; 1946 SEC  
Championships**

**Assistant Football Coach,  
LSU: 1925-42**

**Assistant Athletic Director,  
LSU: 1947-67**

**Acting Athletic Director, LSU:  
1968**

**Member, Helms Athletic  
Foundation Hall of Fame**

**Member, Louisiana  
Association of Basketball  
Coaches Hall of Fame**

**Member, Louisiana Sports  
Writers Association Hall of  
Fame**

**LSU Athletic Hall of Fame  
Inductee • Class of 2009**

# Harry Rabenhorst

Before there was Dale Brown, there was Harry Rabenhorst. In an era when college basketball wasn't big news and when cable didn't send hundreds of games all across the country, Rabenhorst laid the foundation for those that would follow him in the LSU job.

Like Maravich with Pete, like Dale with Rudy, Chris and Shaq, Rabenhorst coached two of the legends of the game: Sparky Wade and Bob Pettit. Like Brown, he took his team to a Final Four in the days before anyone realized what a major event the NCAA Tournament was. But unlike any other LSU coach, Rabenhorst laid claim to a national championship, mythical though it may have been. It was a year to remember for Rabenhorst, but it was a long way from the end of his career.

The Baton Rouge native, however, came to LSU holding a record of a much different kind. He was a star athlete at Wake Forest in the years following World War I and holds the world record for the single longest punt of 110 yards.

After serving in the U.S. Army in World War I, Rabenhorst began his career in coaching in 1921 at Greensboro High School in Greensboro, N.C. After that, he moved to New Mexico Military Academy where he coached for three seasons before moving back to Baton Rouge and the start of a long and dedicated lifetime of service to LSU.

In any capacity he served, he showed the same gracious understanding of the individual and devotion to duty that have set him apart from the ordinary.

He was a walking encyclopedia of LSU athletics and could recall in a moment the big game, the big play and the individual star of almost every athletic success enjoyed by the Tigers during his tenure.

Few men alive in college athletics numbered among their close personal friends the great and near great personalities who dominated the athletic scene for much of the first 60 years of the 20th century. His list of associates reads like a "Who's Who" of American Collegiate Athletics, names that capture the imagination of sports fans and historians everywhere – Knute Rockne, Amos Alonzo Stagg, Pop Warner, Fielding Yost, Wallace Wade, Adolph Rupp – and many more.

Rabenhorst's career at LSU meant more than victories and championships. A popular and respected coach and administrator, he brought LSU distinction with his long and brilliant service and developed athletes who became outstanding students, and later outstanding citizens.



Harry Rabenhorst was a competitor. He was also a gentleman. He proved that you can be both and be successful.

When Coach Rabenhorst passed away in March, 1972, at the age of 73, then athletic director Carl Maddox said, "Coach Raby was revered and respected nationally by the many who came to know him in the world of intercollegiate athletics – but more significant is the esteem and the love he earned from the men who played for him."

"I always enjoyed competing with him," said Adolph Rupp. "He was a great credit to the game. He developed some of LSU's outstanding players and teams."

He is still revered today by many and joined just the second class of administrators and coaches inducted into the LSU Athletic Hall of Fame in 2009.

Coach Raby was a man for all seasons and still to this day remains one of the league's all-time winningest basketball coaches. Those who played for him, loved him. Those who knew him, respected him. There's not much better can be said.



**LSU Head Basketball Coach  
1972-97**

**25 years  
Record: 448-301**

**1981, 1986  
Final Four**

**1979, 1981, 1986, 1991  
SEC Championships**

**1980  
SEC Tournament  
Championship**

**1973, 1979, 1981, 1989  
SEC Coach of the Year**

**1981  
National Coach  
of the Year**

**Member, National Collegiate  
Basketball Hall of Fame,  
Inducted 2014**

**Member, La. Sports Writers  
Association Hall of Fame**

**2004 Living Legend for LSU at  
the SEC Tournament**

**Member, LSU Athletic Hall of  
Fame, Inducted 2013**

"...one of the true statesmen  
of college basketball."

- Former Temple Coach John Chaney



**Banner honoring Coach Brown  
in the Maravich Center.**

# Dale Brown

When he arrived from Washington State via Minot, N. D., there weren't that many basketball fans in the state of Louisiana who knew who Dale Brown was. When he retired after the 1996-97 season, you would have been hard pressed to find a college basketball fan in the country who didn't have some inkling about who Dale Brown was and what he stood for.

When Brown arrived in Baton Rouge in March, 1972, he arrived with a dream that was perceived by many who knew the LSU basketball program as impossible. The dream was to make basketball important in football-crazy Tiger country. When Brown was introduced as the Tiger coach, LSU fans were still remembering the Pete Maravich era. Final Fours? Rudy Macklin? Chris Jackson? Shaq? All a dream. In those years, fans had to be convinced to come to the new arena known as the LSU Assembly Center.

Brown traveled from one end of the state to the other telling all who would listen about the future of LSU basketball. Some thought him foolish. Others questioned his statements. But none who saw or heard him criticized his effort and his tireless energy.

His first LSU team shocked the basketball world by knocking off third-ranked Memphis State in Brown's home opener in December, 1972. The Hustlers, as they were dubbed, gave the competition fits all season long. They won 14 games, finished 9-9 in the SEC and drew praise from all around the country for their determination. For his achievements with a team picked last in the league, Brown was named SEC Coach of the Year, the first of four such honors he would receive.

Starting with the 1976-77 season, the Tigers increased their victory total every year for the next six seasons. The streak was highlighted by a 31-5 record in 1980-81 (the most wins in a season in LSU history) and the first of Brown's two trips to the Final Four. For his success that season Brown was honored as the 1981 National Coach of the Year.

Even more impressive was his second trip to the Final Four in 1985-86 when his Tigers were the lowest seeded team ever to make it to the Final Four after knocking off teams seeded first, second

and third in the region (the only team ever to accomplish that feat on the road to the Final Four).

The Tigers won four SEC titles under Brown and only Adolph Rupp and Joe B. Hall at Kentucky won more SEC titles. His 448-301 record with 238 wins in regular season SEC play, put him second behind only Rupp in wins in the league. He was only the third SEC coach to coach 25 years as a head coach in the league.

Brown was part of 38.5 percent of LSU's 1,164 total victories in the first 89 seasons of basketball. Also, no coach in LSU history coached more consecutive games – 749.

In 1990, Brown was the winning coach, capturing the Gold Medal for the South in the Olympic Festival in Minneapolis.

Brown was born in 1935 in Minot, a small railroad town in the northwest corner of North Dakota. In high school, he was the leading scorer in both football and basketball at St. Leo's of Minot. As a senior, he was the state scoring leader in basketball with a state record scoring average. He also set a school record in the 440-yard dash.

Brown earned 12 letters in basketball, football and track at Minot State University, making him the school's only athlete to achieve that goal.

John Chaney of Temple called Brown, "...one of the true statesmen of college basketball. His contributions to the game and society have impacted many. He is an outstanding coach and an outstanding person."

Legendary coach John Wooden of UCLA said: "I will always remember Dale for his enthusiasm. There are those who say he is a put-on – they just can't believe that he can be what he professes. But I never questioned that. He amazed me because there is a lot more depth to the man. He was much more than a basketball coach."

At halftime of the Kentucky game in February 2004, athletics director Skip Bertman and the LSU basketball program honored Coach Brown with a banner in his honor to permanently hang from the rafters of the Maravich Assembly Center.

In March, 2012, the United States Basketball Writers Association at its annual breakfast at the NCAA Final Four weekend in New Orleans, honored Coach Brown and his two Final Four teams.

The honors have continued to come for Coach Brown as in September 2013, he was formally inducted under the coach/administrators category of the LSU Athletic Hall of Fame and in November 2014 he and star player Shaquille O'Neal were inducted into the National Collegiate Basketball Hall of Fame in Kansas City.





# John Brady

John Brady's tenure of nearly 11 seasons as the LSU basketball coach can be looked at in many different ways. But his tenure is an important part of the history of the program as he was able to win division and league champions, develop players that captured top league honors on a regular basis and when right, take his team to post-season play and in 2006, joined Harry Rabenhorst and Dale Brown as LSU coaches to take teams to the NCAA Final Four.

Brady was able to take the LSU program and remake it a couple of times during his tenure to go to the NCAA Sweet 16 in 2000 and to the pinnacle of college basketball in 2006, the school's first NCAA Final Four in 20 years. Along the way he won the school's first ever division titles and won the first outright SEC title in 21 years.

Coach Brady arrived following in the unenviable position of taking over the program after Coach Dale Brown's 25 years but Brady came with a plan and while his early teams were undermanned, undersized and underdogs, the team played hard and gave the best of teams problems. But it was the little things that kept them from getting many wins.

Brady's teams would win two SEC titles, three division crowns and at one point had six consecutive winning seasons, the fourth longest streak of consecutive years with a positive overall record in the program's history.

In 2000, the Tigers advanced to the Sweet 16 as part of a 28-win season, the second most

wins in school history. In 2005, LSU captured the Western Division title and came back the next year for a special season Tiger fans will always remember.

LSU won 14-of-16 conference games in 2006 to win the title. The Tigers would have success in the NCAA Tournament, defeating No. 1 Duke and No. 9 Texas to win the regional title mainly with a lineup homegrown in the city and the state of Louisiana.

The win over Duke marked the second time that Brady's Tigers defeated a standing No. 1 team as the Tigers also defeated No. 1 Arizona, 66-65, in December 2002 at the Maravich Center, only the second time No. 1 had gone down in the building.

A major part of the success of the LSU program at that time was player development. John Brady coached the SEC Player of the Year three times (Stromile Swift in 2000, Brandon Bass in 2005 and Glen Davis in 2006). He had the SEC Freshman of the Year four times (Torriss Bright in 2000, Brandon Bass in 2004, Glen Davis in 2005, Tyrus Thomas in 2006).

Brady, who ended his career as the third winningest and the third longest tenured coach in Tiger history, came to LSU after five years at Samford as head coach. Prior to that he had served successful stints at Mississippi State and UNO as an assistant coach.

He is presently entering his seventh year as the head coach at Arkansas State and he has now won 380 games in 24 years as a head coach.

**LSU Head Basketball Coach  
1997-2008**

**11 years  
Record 192-139**

**2006  
NCAA Final Four**

**2000, 2005, 2006  
SEC Western Division  
Champions**

**2000, 2006  
SEC Champions**

**2000, 2006  
SEC Coach of the Year**



# All-Americans

The following LSU players were named to a first, second or third All-America team at some point in their college careers. Eight LSU players (Sparky Wade, Bobby Lowther, Bob Pettit, Pete Maravich, Durand "Rudy" Macklin, Chris Jackson, Shaquille O'Neal, Glen Davis) were designated first-team All-Americans at some point in their career. Gary K. Johnson of NCAA bases the following list on A-A research. Players are listed with the year and the organization that named them an All-American.

## 1935

### Malcolm "Sparky" Wade

1st team Converse Yearbook

## 1946

### Bobby Lowther

1st team Helms Foundation

## 1952

### Bob Pettit

2nd team Associated Press  
 2nd team United Press International  
 2nd team Helms Foundation  
 4th team Converse Yearbook

## 1953

### Bob Pettit

1st team Helms Foundation  
 2nd team Associated Press  
 2nd team United Press International  
 2nd team Look Magazine  
 2nd team International News Service  
 2nd team Newspaper Enterprises Assoc.  
 2nd team Colliers (Basketball Coaches)  
 3rd team Converse Yearbook

## 1954

### Bob Pettit

1st team Associated Press  
 1st team United Press International  
 1st team International News Service  
 1st team Colliers (Basketball Coaches)  
 1st team Converse Yearbook  
 1st team Helms Foundation  
 1st team Tempo Magazine  
 1st team NABC  
 2nd team Newspaper Enterprises Assoc.  
 3rd team Look Magazine

## 1956

### Roger Sigler

2nd team Helms Foundation

## 1968

### Pete Maravich

1st team Associated Press  
 1st team NABC  
 1st team USBWA  
 1st team United Press International  
 1st team Sporting News  
 1st team Converse Yearbook

## 1969

### Pete Maravich

1st team Associated Press  
 1st team NABC  
 1st team USBWA  
 1st team United Press International  
 1st team Sporting News  
 1st team Converse Yearbook

## 1970

### Pete Maravich

1st team Associated Press  
 1st team NABC  
 1st team USBWA  
 1st team United Press International  
 1st team Sporting News  
 1st team Converse Yearbook

## 1979

### Al Green

2nd team Converse Yearbook

## 1980

### Durand "Rudy" Macklin

1st team Converse Yearbook  
 2nd team Sporting News

## 1981

### Durand "Rudy" Macklin

1st team USBWA  
 1st team Converse Yearbook  
 1st team John Wooden Award  
 2nd team United Press International  
 3rd team Basketball Times

### Ethan Martin

3rd team Basketball Times

## 1982

### Howard Carter

2nd team Converse Yearbook

## 1983

### Howard Carter

2nd team Converse Yearbook

## 1989

### Chris Jackson

1st team Associated Press  
 1st team United Press International

1st team USBWA  
 1st team Sporting News  
 2nd team NABC  
 2nd team Basketball Times

## 1990

### Chris Jackson

1st team Associated Press  
 1st team NABC  
 1st team USBWA  
 1st team John Wooden Award  
 2nd team United Press International  
 2nd team Sporting News  
 2nd team Basketball Times

## 1991

### Shaquille O'Neal

1st team Associated Press  
 1st team United Press International  
 1st team NABC  
 1st team USBWA  
 1st team Sporting News  
 1st team Basketball Times  
 1st team John Wooden Award

## 1992

### Shaquille O'Neal

1st team Associated Press  
 1st team United Press International  
 1st team NABC  
 1st team USBWA  
 1st team Sporting News  
 1st team Basketball Times  
 1st team John Wooden Award

## 2000

### Stromile Swift

2nd team USBWA  
 2nd team Basketball Times  
 3rd team Associated Press  
 3rd team NABC

## 2006

### Glen Davis

1st team John Wooden Award  
 1st team CollegeInsider.com  
 2nd team Associated Press

## 2009

### Marcus Thornton

2nd team Rivals.com

# SEC Players of the Year

## 1968

### Pete Maravich

Associated Press  
 United Press International

## 1969

### Pete Maravich

Associated Press  
 United Press International

## 1970

### Pete Maravich

Associated Press  
 United Press International

## 1981

### Durand "Rudy" Macklin

Sporting News

## 1989

### Chris Jackson

Associated Press  
 United Press  
 International  
 Coaches

## 1990

### Chris Jackson

Associated Press  
 United Press  
 International  
 Coaches

## 1991

### Shaquille O'Neal

Associated Press  
 United Press  
 International  
 Coaches

## 1992

### Shaquille O'Neal

Associated Press  
 United Press  
 International  
 Coaches

## 2000

### Stromile Swift

Associated Press

## 2005

### Brandon Bass

Associated Press  
 Coaches

## 2006

### Glen Davis

Associated Press  
 Coaches

## 2009

### Marcus Thornton

Associated Press  
 Coaches



Marcus Thornton

# Bob Pettit Jr.



Bob Pettit once said of himself as a youngster who would grow up to be a collegiate All-American and a force in the National Basketball Association:

"The greatest thing that ever happened to me is that when I first picked up a basketball I was terrible. If things come naturally, you might not bother to work at improving them, and you can fall short of your potential."

Being terrible meant being gangly and not very good. He was tall, but he wasn't able to yet make the moves that made him a future star. He was the last man on the junior varsity his freshman year at Baton Rouge High. As a sophomore, he was cut from the varsity. But because of that, he took his interest in basketball to heart and began to work hour-after-hour in back of his house in Baton Rouge.

As a 6-4 junior, he began to be noticed. His skills were still raw and undeveloped, but

his size made him worth a second glance. He grew to 6-7 as a junior, and BRHS won the state championship.

Pettit once wrote: "Teammates. . . were miles ahead of me in all-around ability, but college scouts gave me the big rush act because I was six-seven by then. Fifteen schools offered me the standard scholarship."

LSU fans loved what they saw in Pettit, and he didn't disappoint. Here was a three-time First-Team All-SEC member who led his Tigers to a second place finish in 1952, conference titles in 1953 and 1954 and the NCAA Final Four in 1953.

He led the league in scoring all three years, with the highest averages seen to date in the league: 25.5 points in 1952, 24.9 in 1953 and 31.4 points per game in 1954. At the same time, he was averaging 13.1 (1952), 13.9 (1953) and an LSU best 17.3 (1954) rebounds per game. Only Pete Maravich and Chris Jackson would also break the 30-point average barrier at LSU.

Coach Cliff Wells of Tulane summed up Bob Pettit's days at LSU, "He's the best big man in college basketball today, and I've seen them all." LSU Coach Harry Rabenhorst called him, "the greatest LSU player since Sparky Wade."



He was a first round draft choice in 1954 of the then Milwaukee Hawks. Pettit played his entire 11-year career with the Hawks, moving with the club to St. Louis in 1955. He wrote nearly every record in the Hawks' record book and was a four-time MVP of the annual NBA All-Star game. He led the Hawks to the 1958 NBA Championship and five NBA Finals.

In 1954, his number 50 was retired at LSU, the first number in any sport retired in Tiger Town. In 1964, he became the first NBA player to exceed the 20,000-points scored barrier. In 1970, he was elected to the Basketball Hall of Fame and in 2006 to the National Collegiate Basketball Hall of Fame.

"Those were great years at LSU," Pettit once said. "They were such great years. I couldn't have asked for anything better than my four years at LSU. I received my degree in Business, played the sport I loved and made so many friends."

In 2009, he was honored again by the school he loved and continues to support as he was named one of the members of LSU's "All-Century Team."

Pettit still lives in South Louisiana and can be seen several times a season watching his Tigers play at the Maravich Center. He was back for a special weekend in 2013, honoring the 60th anniversary of the LSU 1953 NCAA Final Four team.



**LSU All-American**  
1953, 1954

**First LSU Player to Have Number Retired**  
1954

**Member of Naismith Basketball Hall of Fame**  
1971

**Member of NBA 50-Year Top 50**  
1997

**Member of LSWA Top 25 Louisiana Athletes of the Century**  
1999

**Member First-Team LABC All-Louisiana Team of the Century**  
1999

**1999 Living Legend for LSU at SEC Basketball Tournament**

**Member National Collegiate Basketball Hall of Fame**  
2006

**Member of LSU's "All Century Team"**  
2009



## Pettit's Career Statistics

YEAR	GMS	FGM	FGA	PCT.	FTM	FTA	PCT.	REB.	PTS.	AVG.
1951-52	24	247	563	.439	118	199	.593	315	612	25.5
1952-53	21	193			133	217	.613	292	519	24.7
1953-54	25	281	573	.489	223	308	.740	432	785	31.4
<b>TOTALS</b>	<b>70</b>	<b>721</b>			<b>474</b>	<b>724</b>	<b>.655</b>	<b>1039</b>	<b>1916</b>	<b>27.4</b>

# Pete Maravich

Pete Maravich was billed as the one who would put Louisiana basketball on the map from the first day he joined his father Press at LSU. People weren't disappointed. His freshman year they packed the old John M. Parker Agricultural Center (known as the "Cow Palace") to watch the freshman team and then left quickly as the varsity Tigers won just three games in 1967.

By Pete's senior year, the Tigers would improve to 20-8 and wind up in New York City at the National Invitation Tournament, a fitting place for the big-city Maravich Show to close its LSU run.

To those who never saw him play live, but only watched what few games were on television or listened on radio, the Maravich story at LSU may seem larger than life. But his skills were perfected through hours and hours of repetitious drills at all hours of the day and night and in all kinds of settings.

Maravich ended up receiving the richest contract ever offered a college player at the time to sign with the Atlanta Hawks (\$1.9 million), but during his 10-year career with the Hawks, the New Orleans and Utah Jazz and the Boston Celtics, his dream of a championship wasn't fulfilled. Pete was finding that life wasn't very fulfilling either.

There were hard times when he went in search of something to make his life complete. He had money, he had fame. He didn't have real happiness. But in 1982, Pistol Pete accepted Jesus Christ.

He began enjoying life, enjoying times with his wife and children. Television executives were discovering his knowledge of the game again as a color commentator and best of all for LSU fans, a rift that grew between star and college had diminished and was forgotten.

But the Pistol's life suddenly ended on Jan. 5, 1988, just over a month after appearing at the Assembly Center for an emotional ceremony to formally present a portrait of Pete and his father to him.



**LSU All-American**  
1968, 1969, 1970

**National Player of the Year**  
1969, 1970

**Third LSU Player to Have Number Retired**  
1970

**Member of Naismith Basketball Hall of Fame**  
1987

**Member of NBA 50-Year Top 50**  
1997

**Member of LSWA Top 25 Louisiana Athletes of the Century**  
1999

**Member First-Team LABC All-Louisiana Team of the Century**  
1999

**Member Sport Magazine's Top 10 Men's College Players of the Century**  
1999

**Member of National Basketball Association Hall of Fame**

**Honored as 2003 "Legend" at the SEC Basketball Tournament**

**Member of National Collegiate Basketball Hall of Fame**  
2006

**Member of LSU's "All Century Team"**  
2009

## Maravich's Records and Highlights

- All-Time NCAA Career Scoring Leader with 3,667 points, an average of 44.2 points for 83 games.
- Ranks first, fourth and fifth for most points in a single season in NCAA history. Averaged 44.5 points in 1970, 44.2 points in 1969 and 43.8 points in 1968.
- Scored 69 points vs. Alabama, Feb. 7, 1970.
- Led LSU to the NIT Final Four in 1970, its first postseason appearance in 16 years.
- Unanimous first-team All-American in 1968, 1969, 1970.
- Naismith Award winner in 1970.
- Member of the National Basketball Association Hall of Fame after 10-year career with Atlanta Hawks, New Orleans and Utah Jazz and Boston Celtics.

## Maravich's Career Statistics

YEAR	G	FG	FGA	PCT.	FT	FTA	PCT.	REB.	AVG.	PF-D	AST.	PTS-AVG.
1967-68	26	432	1022	.422	274	338	.810	195	7.5	85-5	105	1138-43.8
1968-69	26	433	976	.444	282	378	.746	169	6.5	77-2	128	1148-44.2
1969-70	31	522	1168	.447	337	436	.773	164	5.3	89-0	192	1381-44.5
<b>TOTALS</b>	<b>83</b>	<b>1387</b>	<b>3166</b>	<b>.438</b>	<b>893</b>	<b>1152</b>	<b>.775</b>	<b>528</b>	<b>6.4</b>	<b>251-7</b>	<b>425</b>	<b>3667-44.2</b>

# Shaquille O'Neal



Shaquille O'Neal brought LSU to new heights during his three years with the Tigers, and the 7-1 center became a national celebrity in the days of saturation coverage of basketball by the media. But he earned his celebrity status with great play and an intimidation factor that made him the envy of coaches throughout the country.

After leaving LSU in April 1992, he was the number one pick of the National Basketball Association by the Orlando Magic and signed a multi-year contract estimated at over \$40 million. In 1996, as a free agent, he signed with the Los Angeles Lakers. Following the 2004 season, O'Neal was traded to the Miami Heat. He would also play in Phoenix, Cleveland and Boston before retiring after the 2011 season. He presently serves as a studio analyst for TNT Sports.

## O'Neal's Records and Highlights

- Two-time consensus Southeastern Conference Player of the Year and first-team All-American, 1991-1992. Most Valuable Player on SEC

Coaches Defensive Team, 1991-1992.

- National Player of the Year as chosen by the Associated Press (Rupp Award), United Press International, L. A. Gear and Sports Illustrated, 1991. Winner of the Tanqueray World Amateur Athlete of the Year Award, 1991. Southeastern Conference Athlete of the Year, 1991-1992. National Player of the Year as chosen by L. A. Gear, 1992 and runner-up for the Naismith Award and the John Wooden Award, 1992.
- Set SEC record for most blocks in a season three consecutive years (115-1990, 140-1991, 157-1992). Set SEC record for career blocks with 412. Blocked five or more shots in a game 45 times in 90 career games.
- Set SEC single game record with 12 blocks against Loyola Marymount in Feb. 1990. Blocked 11 shots against Brigham Young in the first round of the NCAA Tournament, setting a then-tournament standard for a single game, 1992.
- Averaged a national sophomore record 5.0 blocked shots a game, 1991. National leader in blocked shots (5.2 average), 1992.
- National leader in rebounding (14.7 average), 1991. Second nationally in rebounding (14.0 average), 1992.
- First player to lead the Southeastern Conference in scoring, rebounding, field goal percentage and blocked shots in the same season, 1991. Led SEC in rebounding, field goal percentage, blocked shots and second in scoring, 1992. First player to lead the SEC in rebounding three straight seasons since Charles Barkley of Auburn, 1982-84.
- Finished with 1,217 rebounds, seventh all-time in the Southeastern Conference, second all-time at LSU.
- Finished with 1,941 points, fourth all-time at LSU behind only Pete Maravich (3,667-1967-70), Durand Macklin (2,080-1976-78; 79-81) and Howard Carter (1,942-1979-83).
- Career field goal percentage of 61.0 percent is second all-time at LSU and in the SEC (minimum 1,000 attempts).
- Had six career triple-doubles (points, rebounds and blocks in same game).
- Was the third LSU player (Pete Maravich and Chris Jackson) to have at least two 700-plus point seasons at LSU.
- Was the first LSU player to record back-to-back 400-plus rebound seasons.



**LSU All-American**  
1991, 1992

**National Player of the Year**  
1991

**World Amateur Athlete of the Year**  
1991

**SEC Athlete of the Year**  
1991, 1992

**Olympic Gold Medalist** 1996

**Member of NBA 50-Year Top 50**  
1997

**Member Second-Team LABC All-Louisiana Team of the Century**  
1999

**Fourth LSU Player to Have Number Retired**  
2000

**Graduated from LSU**  
December 2000

**Member of LSU's "All Century Team"**  
2009

**"Shaq" statue dedicated in front of PMAC practice facility**  
September 2011

**Inducted Louisiana Sports Hall of Fame**  
June 2013

**Inducted College Basketball Sports Hall of Fame**  
November 2014

## O'Neal's Career Statistics

YEAR	G/GS	FG/FGA	PCT	FT/FTA	PCT	PTS	AVG	REB	AVG	PF/D	AST	TO	BLK	STL
1989-90	32/28	180/314	.573	85/153	.556	445	13.9	385	12.0	122/9	61	93	115	38
1990-91	28/28	312/497	.628	150/235	.638	774	27.6	411	14.7	79/1	45	99	140	41
1991-92	30/30	294/478	.615	134/254	.528	722	24.1	421	14.0	86/5	46	103	157	29
<b>TOTALS</b>	<b>90/86</b>	<b>786/1289</b>	<b>.610</b>	<b>369/642</b>	<b>.575</b>	<b>1941</b>	<b>21.6</b>	<b>1217</b>	<b>13.5</b>	<b>287/15</b>	<b>152</b>	<b>295</b>	<b>412</b>	<b>108</b>



# Rudy Macklin

Durand "Rudy" Macklin, whose recruitment to LSU marked the beginning of the Tigers rise to the top of college basketball under Dale Brown, received his long overdue recognition as his jersey was retired to the rafters of the Pete Maravich during the 2009-10 season.

Macklin came to LSU from Louisville, Ky., surprising many by leaving his home state to play for Coach Brown and a program that was still looking for its true direction.

But ever since his first game at LSU, Macklin showed he would be the leader and leave a mark on the program that is still talked about to this day.

In that first game, he set a school rebounding record that no one has come close to, pulling down 32 boards in a win against Tulane.

After his magnificent LSU career, he became the school's all-time leading rebounder with 1,276 rebounds (a 10.4 rebounds per game average). That figure remains on top of the school chart. He also became the second leading scorer all-time at LSU behind Pete Maravich (2,080 points, 16.9 points per game average).

He is just the second player to score 2,000 points at LSU, and still to this day remains in the top 20 in league scoring totals.



Much of his success and his two All-American seasons in 1980 and 1981 were after returning from a serious knee injury that forced him to miss all but two games of the 1978-79 season.

In 1980, he averaged 17.6 points per game as the Tigers just missed winning the league title in a dramatic last-game overtime loss to Kentucky only to come back a week later and win the school's only SEC title. The Tigers that year advanced to the Elite 8 before losing to Louisville.

In 1981, he was also named Southeastern Conference Player of the Year and led the Tigers to their first NCAA Final Four since 1953. He beat out a star-studded cast of players which included Georgia's Dominique Wilkins, Kentucky's Sam Bowie and other future NBA players such as Jeff Malone of Mississippi State, Dale Ellis of Tennessee, Eddie Phillips of Alabama and teammate Howard Carter.

In Macklin's four years, LSU had records of 18-9, 23-6, 26-6 and 31-5. The Tigers won one SEC title, one SEC Tournament championship, advanced to the Elite 8 and the Final Four during the Macklin days.

One writer wrote of Macklin, "Macklin's aggressiveness has never been questioned in the



**LSU All-American**  
1980, 1981

**Jersey Retired**  
2010

**Member of the Louisiana Sports Hall of Fame**  
2005

**SEC Basketball Tournament Living Legend**  
2000

**Member Louisiana Association of Basketball Coaches Hall of Fame**  
1987

**Member LSU Hall of Fame**  
1990

**Member Louisiana Sports Hall of Fame**  
2005

**Member LSU All-Century Team**  
2009

Southeastern Conference. If they gave an award for the hardest worker, Macklin would have been the consensus choice of his peers, who marvel at how much effort he puts into the game."

Today, Macklin is still in Baton Rouge, heading the Governor's Council on Physical Fitness and Sports for over a decade and now serving as Director of the Office of Minority Health.

"Rudy is far more than a basketball player," Brown said. "He is a magnificent human being that contributes to society daily. He is a superb role model and an outstanding gentleman."

"We didn't win (the NCAA title) but LSU was pretty far down when I came here and pretty near the top when I left. I kind of feel like we accomplished our mission."

In 2000, he was honored as the school's Living Legend at the SEC Basketball Tournament. In 2005 he was elected to the Louisiana Sports Hall of Fame and in 2009 he was named a member of LSU's All-Century team.

## Macklin's Career Statistics

YEAR	G-GS	MIN-AVG	FG-FGA	PCT.	FT-FTA	PCT.	REB-AVG.	PF-D	A	PTS-AVG.
1976-77	26-26	975-36.0	161-310	.519	63-102	.618	306-11.8	81-5	26	385-14.8
1977-78	27-27		217-349	.620	79-123	.640	286-10.6	98-7	4	513-19.0
1978-79	2-2	52-26.0	19-32	.590	8-10	.800	24-12.0	8-0	1	46-23.0
1979-80	32-30	1038-32.4	232-383	.606	97-140	.693	309-9.7	94-5	7	563-17.6
1980-81	36-36	1147-31.9	223-357	.625	127-180	.706	351-9.8	113-4	28	573-15.9
<b>TOTALS</b>	<b>123-121</b>		<b>852-1431</b>	<b>.595</b>	<b>374-555</b>	<b>.673</b>	<b>1276-10.4</b>	<b>394-21</b>	<b>66</b>	<b>2080-16.9</b>

# All-Americans



## Malcolm "Sparky" Wade

Guard • 5-9 • Jena, La.  
1935

LSU's first basketball All-American averaged 9.7 points per game in 1933 and 12.4 points per game in 1934 to lead the scoring category for the first two years of the Southeastern Conference.

He was named an All-American in 1935 while leading LSU to the mythical national championship, averaging 12.7 points per game.

A native of Jena, Wade is considered the greatest dribbler and backcourt star in LSU basketball history.

Before moving to LSU, he was named to the high school All-State team three times from 1928 to 1930. He was elected MVP of the national high school championship playoffs as a senior.

Former Baton Rouge Morning Advocate sports editor Bud Montet, remembers Wade in these words:

"He could do everything with a basketball but dunk it, and make it sing. If there was an extraordinary floor-leader in the South at that time, it had to be Wade."

The three-time All-SEC selection is also a member of the Louisiana Sports Writers and Louisiana Association of Basketball Coaches Hall of Fame.

He was the "Little Giant from Jena." You can't talk LSU basketball without mention of the school's first All-American and first showman who could pass, score and dribble with the best of his and many others era.



## Bobby Lowther

Forward • 6-5 • Alexandria, La.  
1946

Bobby Lowther officially was recognized as a first-team All-American in 1995 after a historian of the Helms Foundation confirmed that all members of the 1946 team had been upgraded to first-team status.

Lowther is the only two-sport All-America athlete in LSU's storied sports history. In 1946, he made the Helms Foundation basketball All-America squad and was a two-event All-American in track and field, finishing second at the NCAA Championships in the javelin and fourth in the pole vault.

The 6-5, 185-pound Alexandria native was also the triple jump champion at the 1946 National AAU Championships.

In basketball, he averaged 14.7 points per game as he also earned first-team All-SEC honors.

He was voted LSU's "Best All-Around Athlete" in 1947 in a field that also included such future professional stars as Y. A. Tittle, Alvin Dark and Joe Adcock.

Lowther is a member of the Louisiana Sports Writers Association Hall of Fame and was chosen to be the "Living Legend" honoree representing LSU at the 2005 Southeastern Conference basketball tournament in Atlanta.



**Chris Jackson** (Mahmoud Abdul-Rauf)  
**Guard • 6-1 • Gulfport, Miss.**  
**1989, 1990**

In just his freshman and sophomore years, Jackson was a two-time consensus SEC Player of the Year lighting up scoreboards across America. After scoring 48 and 53 points in the first month of his college career, he went on to become the most celebrated freshman of all time, setting an NCAA freshman scoring record, averaging 30.2 points per game.

He became just the second freshman ever to make the Associated Press first-team All-America squad and the first ever to make the U.S. Basketball Writers Association's All-America team.

He finished his short career as the seventh leading scorer in school history with 1,854 points (29.0 ppg). His records for freshman include most points in a game (55), most points in a season (965) and season average (30.2).

He won accolades throughout the country as he starred on the court while fighting an ongoing battle with Tourette's Syndrome.

Jackson was chosen to the second team on the Louisiana Association of Basketball Coaches All-Louisiana Team of the Century.

Of Chris Jackson, Baton Rouge State Times sports editor Sam King wrote:

"Athletes come and go.

"Many are so quickly forgotten.

"Only the great ones are remembered forever. To have seen Bob Pettit, Billy Cannon and Pete Maravich perform at their best was to commit them to memory.

"Chris Jackson now joins some very select company."



**Glen Davis**  
**Forward • 6-8 • Baton Rouge, La.**  
**2006**

Glen Davis was at his best during the Tigers' 2006 season when he was named Southeastern Conference Player of the Year and a First-Team All-American for the Wooden Award.

Davis starred as the Tigers captured the SEC regular-season championship with a 14-2 record and then went on to defeat four teams en route to the NCAA Final Four. LSU beat Iona in the opening round, rallying from a halftime deficit, and then used a three-pointer in the final seconds to defeat Texas A&M to advance to the regional semifinals.

There the Tiger magic and Davis' personality was on display to the nation as he helped lead LSU to upsets over No. 1-ranked Duke and an overtime win over No. 9 Texas that got LSU to its first NCAA Final Four in 20 years. The Tigers jumped out on Texas early in overtime and when Davis came down on a break and shot a three-pointer that broke the Longhorns' back, CBS Sports announcer Dick Enberg said with a question in his voice, "Glen Davis for 3? Oh my!"

Davis would earn all-region honors for his play in the NCAA Tournament in a year in which he led the SEC in both scoring (18.6) and rebounding (9.7). He would return to LSU for his junior season and despite injuries and intense pressure to perform, he still again led the league in rebounding (10.2) and earned SEC First-Team honors. He was a second round pick of the NBA's Seattle SuperSonics in the 2007 NBA Draft. He was traded to the Boston Celtics and became an NBA champion in his first year with the team. He now plays for the Orlando Magic.



Coach Johnny Jones with his two seniors who graduated in August 2014 - Shavon Coleman (L) and Andre Stringer (R).

# Academic SUCCESS

## Cox Communications Academic Center For Student-Athletes



**Kenneth O. Miles**  
Assistant Vice Chancellor/  
Executive Director



**Dr. Louise Bodack**  
Director of  
Student Affairs



**Walt Holliday**  
Director of  
Academic Affairs



**Ericka Lavender**  
Associate Director



**Carol Walker**  
Senior Associate  
Director



**Kydani Dover**  
Manager of Student  
Learning/Learning Specialist

### Vision

To be the premier provider of transformative student-athlete support services.

### Mission

The Cox Communications Academic Center's team is committed to challenging student-athletes to achieve their highest level of intellectual and personal development.

### Values

Accountability • Commitment • Success  
Integrity • Diversity • Teamwork •  
Service • Education

**ENTER TO LEARN, LEAVE TO SERVE.**



LSUsports.net/360

# Basketball Graduates

LSU's graduates since Cox Communications Academic Center Opened in 2002



**Shaquille O'Neal returned to LSU in December of 2000 to earn his degree.**

**Brad Bridgewater**  
July 2002  
General Studies

**Jermaine Williams**  
July 2002  
Sociology

**Collis Temple III**  
Dec. 2002  
Masters Sports Management

**Pete Bozek**  
Dec. 2002  
Kinesiology

**Jason Wilson**  
May 2003  
General Studies

**Brian Greene**  
Dec. 2003  
Biological Sciences

**Charlie Thompson**  
May 2004  
General Studies

**Paul Wolfert**  
May 2005  
Finance

**Louis Earl**  
July 2005  
General Studies

**Xavier Whipple**  
July 2005  
General Studies

**Darrel Mitchell**  
May 2006  
General Studies

**Darnell Lazare**  
August 2007  
Information Systems

**David Fleshman**  
Spring 2008  
General Studies

**Garrett Temple**  
Spring 2008  
Management

**Dameon Mason**  
Summer 2008  
General Studies

**Alex Farrer**  
Spring 2009  
Management

**Tasmin Mitchell**  
Spring 2010  
Communication Studies

**Antonio Hudson**  
Fall 2010  
General Studies

**Garrett Green**  
Summer 2011  
Sports Administration

**Chris Bass**  
Spring 2012  
Interdisciplinary Studies

**Justin Hamilton**  
Spring 2012  
Sociology

**Storm Warren**  
Spring 2012  
Sports Management

**Malcolm White**  
Spring 2012  
Interdisciplinary Studies

**Stanley Roberts**  
Fall 2012  
Sports Administration

**Andrew Del Piero**  
Spring 2013  
Sociology

**Eddie Ludwig**  
Summer 2013  
Economics

**Mychal Williams**  
Summer 2013  
Sports Administration

**Shavon Coleman**  
Summer 2014  
Interdisciplinary Studies

**Andre Stringer**  
Summer 2014  
Sports Administration

# SEC Academic Honor Roll

Since Cox Communications Academic Center for Student-Athletes Opened in 2002

**2001-02**  
Brian Green  
Collis Temple III

**2002-03**  
Pete Bozek  
Brian Green  
Charlie Thompson

**2003-04**  
Charles Thompson  
Paul Wolfert  
Brandon Bass (Freshman)  
Ross Neltner (Freshman)

**2004-05**  
Brandon Bass (SEC Scholar-Athlete of the Year)  
Darrel Mitchell  
Ross Neltner  
Paul Wolfert

Glen Davis (Freshman)  
David Fleshman  
Garrett Temple (Freshman)

**2005-06**  
Glen Davis  
David Fleshman  
Darnell Lazare  
Darrel Mitchell  
Garrett Temple

**2006-07**  
Alex Farrer  
Greg Terrebonne (Freshman)

**2007-08**  
Greg Terrebonne

**2008-09**  
Alex Farrer  
Garrett Temple

**2009-10**  
Chris Beattie  
Alex Farrer

**2010-11**  
Eddie Ludwig

**2011-12**  
Eddie Ludwig

**2012-2013**  
Eddie Ludwig



**Stanley Roberts, who played at LSU in 1989-90, returned to school and received his degree in December 2012.**

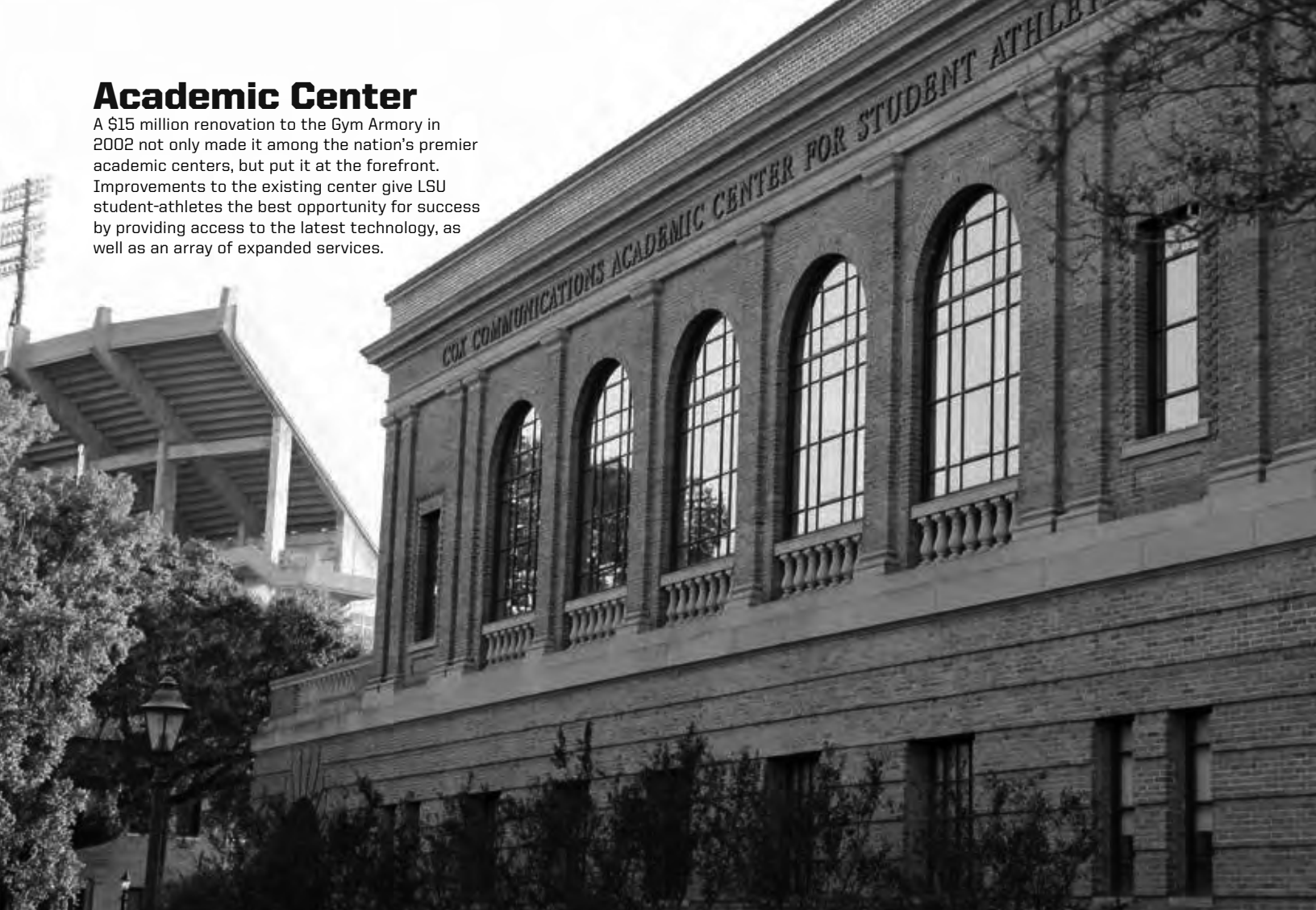
## Project Graduation

"Project Graduation" gives a second chance to student-athletes who came up short in earning their degree the first time around. Under the direction of Kenneth Miles, who serves as vice chancellor and the executive director of the Cox Communications Center For Student-Athletes, and academic advisor Jason Shaw, who now oversees the program, "Project Graduation" is already paying dividends. The program has produced 17 graduates over the past two years.

"Our Project Graduation program provides a mechanism through which our former student-athletes can earn their LSU degrees," Vice Chancellor and Director of Athletics Joe Allewa said. "We're committed to giving these students the same level of assistance they received during their playing careers, and the results produced by the program have been outstanding. Through the combined efforts of the Academic Center staff and our coaches, we're honoring our pledge to the students to provide the resources necessary to graduate from LSU."

## Academic Center

A \$15 million renovation to the Gym Armory in 2002 not only made it among the nation's premier academic centers, but put it at the forefront. Improvements to the existing center give LSU student-athletes the best opportunity for success by providing access to the latest technology, as well as an array of expanded services.



# Academic Center

## FOR STUDENT-ATHLETES



Basketball Academic Advisor Ericka Lavender works with Jordan Mickey (L) and Aaron Epps (R).



# “Enter to Learn, Learn to Serve”



## Study Area

Included in the 54,000 square feet of the Academic Center are individual study areas as well as 14 private computer rooms for student-athletes to work one-on-one with tutors or by themselves.



## Bo Campbell Auditorium

The 1,000-seat auditorium is used through the year as a classroom and lecture hall. Each seat in the auditorium has space for a laptop and a modem hookup, providing each student unlimited learning opportunities. The auditorium also contains a movie theatre size screen to aid professors with lectures and classroom activities.



## The Library

The library provides a perfect setting for individual study, or with a tutor as a group.

“The Academic Center for Student-Athletes is a tremendous asset to all athletes. It provides those intangibles that are necessary to achieve success in a collegiate environment. The Center provides tutors to help you understand your course material, academic coaches who teach you organizational skills, and time management seminars to enhance the skills needed in this society.”

**- Shaquille O’Neal**

FORMER LSU BASKETBALL, ALL-AMERICAN, 1989-92

## Goals

### Graduate

- Offer a comprehensive framework tailored to improve the academic skill set of each student-athlete.

### Prepare for Life After LSU

- Provide a holistic approach that fosters lifelong learning, critical thinking, and encourage independence into adulthood.

### Promote and Preserve Academic Integrity Through Education and Example

- Decrease the number of academic fraud cases.
- Evaluate policies and processes toward greater efficiency and effectiveness.
- Ensure that staff is knowledgeable about rules, regulations, and rights.
- Teach high standards of accountability and behavior to our student-athletes.

### Nurture Personal Well-Being and Professional Aspirations

- Promote well-being to the staff.
- Create an environment to build staff cohesiveness.
- Provide professional development opportunities for staff.
- Create an environment for optimal collaboration.



# Maravich CENTER

The Tigers debuted a new court design that met with resounding approval prior to the start of the 2013-14 season.

This redesign caught every one's eye as it featured a two-tone new Tiger head logo at center court in a lighter shade to accentuate the mark from the LSU logo and the rest of the floor coloring.

This coming season will see cosmetic changes on the concourse as far as concessions and items offered as well as new events to make a basketball game part of a total experience in coming to the Pete Maravich Assembly Center for its 44th season of hosting LSU events.

The building has seen constant changes since a three-year campaign began in 2005 to spruce up the building by the LSU Athletic Department.

In a year when the building would also become famous worldwide as the site of the largest triage unit in history after Hurricane Katrina, the athletic department was able to finish its renovation in time for the 2005-06 season and turn the building back into a showcase for LSU men's basketball.

An interactive concourse area depicting the history of the great players who have starred for LSU in the building, additional restrooms, new seats throughout the arena along with increased court lighting has taken the building to a new level. Now, the building features a new practice facility for men and women along with a new men's locker room complex helping the Assembly Center's appeal for players and fans for years to come.

The Maravich Assembly Center is, like the other venues LSU basketball has bounced



LSUsports.net/360





# ARENA FACTS

## 11.5 Million

Original cost of building – \$11.5 million; one of the most visible structures on campus.

## NCAAs

Site of two NCAA Men's Regional Basketball Tournaments: 1976, 1986

## NITs

Site of six NIT pre- and post-season events: 1982, 1983, 1987, 1989, 2002, 2009

## 2008, 2009, 2012, 2013, 2014

Site of NCAA Women's Basketball First and Second Rounds in 2008 and 2009; 2012-2014.

## East to West

East-to-West, you can put a football field and still have almost 33 yards of space left.

## North to South

North-to-South, you can put another gridiron and have about 13 yards extra.

## 3,113,380

There are over one-fifth of a million square feet enclosed and over one-quarter of a million square feet throughout for a total of 3,113,380 cubic feet.

## 1,750

A total of 1,750 tons of air conditioning keeps the interior at year-round comfort.



MARAVICH CENTER

# 13,215

Seats 13,215 spectators after \$5 million renovation to concourse and seating areas.

around in through its long history, unique in its own way. Before moving across from Tiger Stadium, the Tigers set up shop in the Pavilion on the old LSU campus, the Huey Long Field House Gym Armory (now the Cox Communications Academic Center) and the John M. Parker Agricultural Center. LSU and SEC fans knew the latter as the "Cow Palace" as it served as the primary home for LSU basketball for four decades.

But when the LSU Tigers commenced play in the Assembly Center in the 1971-72 season, it marked the beginning of a new era in LSU Roundball. The Assembly Center is now the longest running venue in LSU's basketball history.

The building opened as the LSU Assembly Center, but during the summer of 1988, then Louisiana Governor Buddy

Roemer signed legislation changing the official name of the building to the Pete Maravich Assembly Center in honor of the LSU star who had died tragically earlier that same year.

The Maravich Center is also the home for the LSU volleyball, gymnastics and women's basketball teams.



## LSU vs. Opponents in the PMAC SEC Schools

Alabama - 24-18  
Arkansas - 14-9  
Auburn - 28-14  
Florida - 23-9  
Georgia - 20-12  
Kentucky - 16-16  
Ole Miss - 34-8

Mississippi State - 24-19  
Missouri - 2-0  
South Carolina - 6-5  
Tennessee - 17-15  
Texas A&M - 3-0  
Vanderbilt - 21-11

## Non-Conference Opponents

UAB - 1-0  
Alcorn State - 2-0  
Arizona - 3-0  
Arkansas State - 2-0  
Ball State - 0-1  
Belmont - 1-0  
Bethune-Cookman - 1-0  
Boise State - 1-0  
Boston University - 2-0  
UC-Irvine - 1-0  
UCLA - 0-1  
UC-Santa Barbara - 1-0  
Cal State Fullerton - 1-0  
Cal State Los Angeles - 1-0  
Campbell - 2-0  
Centenary - 6-0  
Central Connecticut State - 1-0  
Central Michigan - 1-0  
Chapman - 1-0  
Cleveland State - 1-0  
Coastal Carolina - 0-1  
Colgate - 1-0  
Connecticut - 1-0  
Coppin State - 0-1  
Cornell - 2-0  
Delaware - 1-0  
Delaware State - 1-0  
DePaul - 1-1  
Drake - 1-0  
Duke - 0-1  
Farleigh-Dickinson - 1-0  
Fresno State - 1-0  
George Mason - 1-0  
Georgetown - 1-0  
Georgia State - 1-0  
Georgia Tech - 1-0  
Grambling State - 3-0  
Hardin-Simmons - 3-0  
Houston - 4-2  
Houston Baptist - 2-0  
Iona - 1-0  
Illinois - 0-1  
Indiana State - 1-0  
Jackson State - 3-1  
Kansas - 0-1  
Lafayette - 1-0  
Lamar - 1-1  
Louisiana College - 1-0  
Louisiana-Lafayette - 5-0  
Louisiana-Monroe - 6-0  
Louisiana Tech - 1-1  
Louisville - 0-1  
Loyola (Chicago) - 2-0  
Loyola (New Orleans) - 1-0  
Loyola Marymount - 2-0  
LSU-Shreveport (exh) - 1-0  
Maine - 1-0  
Marquette - 1-0  
Marist - 2-0  
Maryland - 1-0  
Maryland-Baltimore Co. - 1-0  
McNeese State - 21-0  
Mercer - 1-0  
Memphis - 1-0  
Michigan - 0-1

Middle Tennessee State - 1-0  
Miss. Valley State - 2-0  
Montana State - 2-0  
Nevada-Las Vegas - 2-0  
Nevada-Reno - 1-0  
New Orleans - 7-2  
Niagra - 1-0  
Nicholls State - 15-1  
Norfolk State - 1-0  
North Carolina - 0-1  
North Carolina A&T - 2-0  
UNC-Wilmington - 3-0  
Northern Arizona - 2-0  
Northern Iowa - 0-1  
North Texas - 0-1  
Northwestern State - 10-0  
Ohio State - 1-0  
Oklahoma City - 1-0  
Oral Roberts - 3-1  
Oregon State - 1-0  
Pacific - 1-0  
Prairie View A&M - 3-0  
Radford - 0-1  
Rhode Island - 1-0  
Rice - 2-0  
Robert Morris - 1-0  
St. Peter's - 2-0  
St. Francis (PA) - 3-0  
Samford - 2-2  
Sam Houston State - 1-0  
Seton Hall - 1-0  
South Alabama - 1-1  
Southeastern Louisiana - 11-0  
Southern-BR - 9-0  
Southern-NO - 1-0  
Southern California - 1-0  
Southern Mississippi - 3-0  
Southwest Texas State - 1-0  
Stanford - 1-0  
UT-Chattanooga - 1-0  
Tennessee-Martin - 4-0  
Tennessee State - 1-0  
Texas - 4-1  
Texas A&M CC - 1-0  
Texas Christian - 0-1  
Texas-El Paso - 1-0  
Texas-Pan American - 3-0  
Texas Southern - 1-0  
Towson - 1-0  
Troy - 5-0  
Tulane - 11-1  
U.S. International - 1-0  
Utah - 1-1  
Utah State - 1-0  
Villanova - 0-1  
Virginia - 0-1  
Washington - 2-1  
Washington State - 2-0  
West Virginia - 0-1  
Western Kentucky - 2-0  
Wichita State - 0-2  
Winthrop - 1-0  
Wright State - 1-0  
Wyoming - 1-0  
Xavier - 1-1



## Year-by-Year at Maravich Assembly Center

YEAR	GAMES	RECORD	SEC	NON-CONF.
1971-72	12	8-4	5-4	3-0
1972-73	12	8-4	5-4	3-0
1973-74	14	9-5	4-5	5-0
1974-75	12	6-6	4-5	2-1
1975-76	16	10-6	4-5	6-1
1976-77	16	11-5	5-4	6-1
1977-78	15	11-4	7-2	4-2
1978-79	14	13-1	8-1	5-0
1979-80	14	12-2	7-2	5-0
1980-81	15	15-0	9-0	6-0
1981-82	13	9-4	7-2	2-2
1982-83	15	11-4	6-3	5-1
1983-84	14	12-2	8-1	4-1
1984-85	15	13-2	8-1	5-1
1985-86	16	13-3	6-3	7-0
1986-87	16	10-6	5-4	5-2
1987-88	15	11-4	7-4	4-0
1988-89	16	11-5	7-2	4-3
1989-90	18	16-2	8-1	8-1
1990-91	16	15-1	8-1	7-0
1991-92	16	12-4	6-2	6-2
1992-93	17	15-2	6-2	9-0
1993-94	14	8-6	3-5	5-1
1994-95	16	9-7	3-5	6-2
1995-96	18	11-7	3-5	8-2
1996-97	15	9-6	3-5	6-1
1997-98	16	8-8	1-7	7-1
1998-99	16	12-4	4-4	8-0
1999-00	16	15-1	7-1	8-0
2000-01	16	9-7	1-7	8-0
2001-02	17	12-5	4-4	8-1
2002-03	18	16-2	6-2	10-0
2003-04	15	12-3	5-3	7-0
2004-05	15	14-1	8-0	6-1
2005-06	16	14-2	8-0	6-2
2006-07	18	14-4	5-3	9-1
2007-08	15	9-6	3-5	6-1
2008-09	21	19-2	7-1	12-1
2009-10	18	11-7	2-6	9-1
2010-11	18	8-10	1-7	7-3
2011-12	15	11-4	6-2	5-2
2012-13	17	14-3	6-3	8-0
2013-14	16	13-3	7-2	6-1
<b>TOTALS</b>	<b>673</b>	<b>499-174</b>	<b>233-135</b>	<b>266-39</b>
<b>43 YEARS</b>		<b>.741</b>	<b>.633</b>	<b>.872</b>

## Home Attendance at the PMAC

YEAR	GAMES	ATTENDANCE	AVERAGE
1971-72	12	93,876	7,823
1972-73	12	110,881	9,240
1973-74	14	144,105	10,293
1974-75	12	99,589	8,299
1975-76	16	124,362	7,773
1976-77	16	133,636	8,352
1977-78	15	148,423	9,895
1978-79	14	177,964	12,712
1979-80	14	175,339	12,524
1980-81	15	205,622	13,708
1981-82	13*	171,305	13,177
1982-83	15*	180,795	12,053
1983-84	14	177,596	12,685
1984-85	15	195,927	13,062
1985-86	16#	201,820	12,614
1986-87	16\$	165,182	10,324
1987-88	15@	174,414	11,628
1988-89	16	192,016	12,001
1989-90	18&	246,257	13,681
1990-91	16	214,473	13,404
1991-92	16	209,345	13,084
1992-93	17	193,632	11,390
1993-94	14	152,117	10,866
1994-95	16	172,888	10,806
1995-96	18	165,710	9,206
1996-97	15	111,722	7,448
1997-98	16	114,266	7,142
1998-99	16	123,941	7,746
1999-00	16	168,784	10,549
2000-01	16	129,709	8,106
2001-02	17*	145,078	8,534
2002-03	18	156,368	8,687
2003-04	15	140,321	9,355
2004-05	15	141,139	9,409
2005-06	16	151,499	9,469
2006-07	18	180,038	10,002
2007-08	15	128,469	8,565
2008-09	21	217,834	10,373
2009-10	18&	160,836	8,935
2010-11	18	128,749	7,153
2011-12	15	129,910	8,661
2012-13	17	130,105	7,653
2013-14	16	142,567	8,910
<b>TOTALS</b>	<b>673</b>	<b>6,828,572</b>	<b>10,146</b>

\* - Includes one National Invitation Tournament post-season game  
 # - Includes two NCAA Tournament SE Regional games  
 \$ - Includes one Pre-Season NIT game  
 @ - Includes two SEC Tournament games  
 & - Includes two Pre-Season NIT games

## Top All-Time Paid Men's Basketball Attendances at the Maravich Center (1972-2005)

	ATTENDANCE	OPPONENT	DATE
1.	15,694	Ole Miss	Feb. 25, 1981
2.	15,399	Ole Miss	Jan. 19, 1991
3.	15,242	Alabama	Jan. 21, 1989
4.	15,192	Kentucky	Jan. 19, 1981
5.	15,109	Vanderbilt	Jan. 2, 1991
6.	15,093	Auburn	Jan. 20, 1982
7.	14,987	Ole Miss	Feb. 1, 1989
8.	14,799	Ole Miss	Jan. 21, 1995
9.	14,687	Tennessee	Jan. 24, 1981
10.	14,568	Auburn	Jan. 15, 1979
11.	14,551	Kentucky	Feb. 11, 1978
11.	14,551	UCLA	Dec. 17, 1994
13.	14,486	Auburn	Feb 9, 2000
14.	14,460	McNeese State	Jan. 20, 1992
15.	14,449	Vanderbilt	Jan. 7, 1981

## Top Paid Attendances In Current Seat Configuration (2006-present)\*

1.	13,839	Xavier	Jan. 24, 2009
2.	13,468	Georgia	Jan. 25, 2006
3.	13,345	Florida	Feb. 24, 2009
4.	13,249	Vanderbilt	March 4, 2009
5.	13,121	Connecticut	Jan. 6, 2007
6.	13,083	Kentucky	Feb. 6, 2010
7.	12,698	Arkansas	Jan. 31, 2009
8.	12,507	Ole Miss	March 4, 2006
9.	12,401	Florida	Feb. 24, 2007
10.	12,053	Texas A&M	Dec. 5, 2006
11.	12,124	Kentucky	Jan. 28, 2014
12.	11,871	Auburn	Feb. 21, 2009
13.	11,709	Mississippi State	Jan. 21, 2009
14.	11,674	Alabama	Jan. 31, 2007
15.	11,631	Kentucky	Jan. 28, 2012
16.	11,576	Kentucky	Feb. 25, 2006
17.	11,511	Jackson State	Nov. 15, 2008
18.	11,425	Ole Miss	Feb. 14, 2009
19.	11,393	South Carolina	Jan. 14, 2009
20.	11,313	Alabama	Jan. 31, 2007

\*Note: Capacity after remodeling of seating area prior to the 2005-06 season dropped to 13,215.





# Practice FACILITY

**BELOW:** The Legends Club connects to the Maravich Center concourse.

The statue of Shaquille O'Neal that was unveiled in September 2011 outside the entrance to the Pete Maravich Assembly Center Basketball Practice Facility has become the primary focus of people's attention when they come to that part of the LSU campus.

But what goes on inside the facility is what is important to the present and future of the LSU men's basketball program. The chance to schedule practice when needed and the chance to get shots up or work on free throws any time is what makes this facility so important to the players of this program.

If they want to take the time, the opportunity to improve is there.

It explains why the facility is affectionally called "The Lab."

Most excited about the facility is the man whose statue dominates the front of the facility.

"I'm actually jealous," said Shaquille O'Neal. "I had to beg the security guards to let me in the [old] downstairs practice facility which at the time they called the 'dungeon.' I spoke to the team and I said listen you got everything you want here ... My message to them was take advantage of all this stuff."

"It's important for the program and it



gives us a recruiting edge," said another of the players whose jersey hangs from the rafters of the Maravich Center, Durand "Rudy" Macklin. "It will make a player want to come here. It's a basketball player's dream."

The facility features exact duplicate full-size gymnasiums. Each has two portable goals and four overhead retractable goals. Both courts are exact replicas of the PMAC

competition court. Each gym features a scoreboard, video filming balcony and scorer's table with video and data connection. Each gym spans 11,324 square feet and includes a regulation NCAA court in length with two regulation high school courts in the opposite direction.

Besides, the men's gymnasium, the facility is the primary work area for the

## Facility Facts

- Project Cost: \$13,913,000
- Ground broken on July 1, 2008
- Contractors: Guy Hopkins Construction of Baton Rouge based on the designs by the firm of Tom Holden Architects of Baton Rouge in a joint venture with RDG Sports of Des Moines, Iowa
- Total Project Area: 58,960 square feet of new construction and 1,100 square feet of renovated construction
- Two state-of-the-art practice gyms each spanning 11,324 square feet; includes a regulation NCAA court in length with two regulation high school courts in the opposite direction
- Each gym has two portable goals and four overhead retractable goals; both are exact replicas of the PMAC competition court
- Each gym can hold up to 800 people for special events
- Each gym features a scoreboard, video filming balcony and scorer's table with video and data connections to enable instant replay
- A central two story lobby and grand staircase ascends to the second level. The lobby showcases team displays and graphics, trophy cases and memorabilia from the past. The displays and wall graphics were designed by ZE Design of Centerville, Ohio.
- On the second level of the facility is a Pre-Function Room that opens to an extension of the Maravich Center concourse. It can hold approximately 500 people for pre-game and post-game functions.
- Other areas of the addition include a Press Room, Men's Basketball Locker Room, Team Lounge, Training Room, Laundry Facility, Coach's Locker Room and storage areas.



**TOP: The LSU dressing room  
BOTTOM: The men's practice gym**



**LEFT: The entrance way of the practice facility highlights the history of both the men's and women's basketball programs.  
MIDDLE: The facility video room. RIGHT: LSU's training room.**



basketball team with locker room, team lounge, training room, laundry facility, coaches locker room and storage areas.

The building also includes a central two-story lobby and staircase that ascends to the second level that has a room (The Legends Club) that can hold approximately 500 people for pre-game and post-game functions that leads into the Maravich Center concourse.

The functionality of the building is seen most through the state-of-the-art media room on the first level of the facility. The media room's location allows players and coaches to easily visit the media before practices, while also taking care of media obligations without distractions after the stress of a basketball game.

The lobby of the building showcases team displays and graphics, trophy cases

(featuring the hardware of some of the great seasons) and memorabilia from the long history of LSU basketball.

Over the summer, the design work was completed with vibrant pictures and graphics in the LSU men's basketball hallway, rotunda and halfway to the arena.

The display and wall graphics were designed by ZE Design of Centerville, Ohio.

The facility was constructed by Guy Hopkins Construction of Baton Rouge based on designs by the firm of Tom Holden Architects of Baton Rouge in a unique joint venture with RDG Sports of Des Moines, Iowa.





One side of the dressing room hallway spotlights players that have played in the NBA.



This wall spotlights LSU's eight SEC player of the year honorees.



First-team All-Americans from Sparky Wade in 1935 to Glen Davis in 2006 are also highlighted in the walk down the hallway.



Another mural spotlights LSU's three "NBA at 50" players – Bob Pettit, Shaquille O'Neal and Pete Maravich.



The dressing room rotunda and this brilliant Tiger logo leads one into the LSU Lockerroom.



The Wolfert Family Players Lounge.



"One Team" is a theme that is stressed often at LSU.



Whether heading to the court that has built "A Legacy of Champs" or heading to the practice gym, known as "The Lab", the LSU player has the facilities to become the best they can.



# Tigers

## IN THE NBA

### Brandon Bass

Boston Celtics

Bass is now the senior member of LSU's present NBA roster, entering his 10th season in the league and his fourth with the Boston Celtics after being traded prior to the 2011-12 season. Bass, the 2005 SEC POY, was drafted by the New Orleans Hornets and has also played for the Dallas Mavericks and the Orlando Magic.



The LSU basketball program has a lasting legacy with the National Basketball Association that spans both the Tigers and the league's long history.

In the 1950s and early '60s, LSU's Bob Pettit fought long and hard to win an NBA championship. Most of those years standing in his way were the feared Boston Celtics. He finally accomplished his dream, winning the title in 1958. That title was celebrated in 2008 in Atlanta as the Hawks honored Pettit on the 50th anniversary of that title.

Also in 2008, another LSU player celebrated with the NBA championship trophy, ironically with those same Boston Celtics. Glen Davis, who was chosen in the second round of the 2007 NBA draft, made the most of his chance to shine and now has a Final Four and an NBA title on his resume', the second LSU player to achieve that double.

Seven times in the last 24 years, the Tigers have had a former player taken in the first round

#### LSU's NBA First Round Draft choices

1952	Joe Dean - Indianapolis Olympians
1954	Bob Pettit - Milwaukee Hawks (2nd pick)
1970	Pete Maravich - Atlanta Hawks (3rd pick)
1983	Howard Carter - Denver Nuggets
1985	Jerry Reynolds - Milwaukee Bucks
1986	John Williams - Washington Bullets
1990	Chris Jackson - Denver Nuggets (3rd pick)
1991	Stanley Roberts - Orlando Magic
1992	Shaquille O'Neal - Orlando Magic (1st pick)
1993	Geert Hammink - Orlando Magic
2000	Stromile Swift - Vancouver Grizzlies (2nd pick)
2006	Tyrus Thomas - Portland Trailblazers (4th pick, traded to Bulls)
2008	Anthony Randolph - Golden State Warriors

of the NBA draft. Four times in that period an LSU player has been one of the top four picks in the draft. When Anthony Randolph was taken with the 14th pick of the first round by the Golden State Warriors in 2008, he was the 13th player all-time taken from LSU in the first round of the draft.

Three of the LSU players who have their numbers hanging from the rafters of the Pete Maravich Assembly Center were top draft picks - Bob Pettit (2nd pick - Milwaukee, 1954); Pete Maravich (3rd pick - Atlanta, 1970) and Shaquille O'Neal (1st pick - Orlando, 1992). Chris Jackson (1990), Stromile Swift (2000) and Tyrus Thomas (2006) were all shaking the commissioner's hand in the first few picks of the draft when their time came to take the hallowed NBA stage.

Since 1952, teams in the NBA draft have chosen 50 players from LSU. Plus there are countless others who have and are presently playing for teams abroad. In all, a total of 35 players have logged regular season minutes in either the NBA or the old American Basketball Association.





# NBA's 50th Anniversary Team (selected in 1996)



**Pete Maravich**



**Bob Pettit**



**Shaquille O'Neal**



# Current LSU Players in the NBA



**Brandon Bass**  
Boston Celtics

Bass is now the senior member of LSU's present NBA roster, entering his 10th season in the league and his fourth with the Boston Celtics. He is fifth among all LSU NBA players with 558 games played. Career averages of 8.9 points, 4.7 rbs. Averaged 11.1 ppg last season. Played for OKC/NOLA, Dallas and Orlando in his NBA career before being traded to Boston prior to 2011-12 season.



**Glen Davis**  
Los Angeles Clippers

Davis, who played on the 2008 Boston championship team, was traded to Orlando in the Bass trade prior to the 2011-12 season. In Feb. 2014, Davis was signed by the L.A. Clippers. Entering his eighth year in the league with career averages of 8.7 ppg and 4.7 rpg. Davis has appeared in 440 games for Boston, Orlando and the Clippers.



**Justin Hamilton**  
Miami Heat

Hamilton was a second round draft pick of 76ers in the 2012 draft, but was traded later to Miami. He played overseas in 2013 and was a D-League All-Star before Charlotte and later Miami signed him. He played in eight total games and is presently on the Heat roster for the 2014-15 season.



**Johnny O'Bryant III**  
Milwaukee Bucks

O'Bryant III, after back-to-back first-team All-SEC seasons at LSU, was drafted in the second round of the 2014 NBA Draft by Milwaukee. He took part in their summer league games, but sprained his MCL in training camp and was expected to be out into November.



**Garrett Temple**  
Washington Wizards

Temple has helped several teams since leaving LSU after the championship season of 2009. He played for Houston, Sacramento and San Antonio in 2010 and San Antonio, Milwaukee and Chicago in 2011. After a season in the developmental league, Washington picked him up in 2013 and after playing 75 games last season, signed a reported 2-year deal prior to the 2014-15 season.



**Marcus Thornton**  
Boston Celtics

Thornton really saw his game explode when he was traded to Sacramento from New Orleans. Thornton averaged 21.3 points in 2011, 18.7 in 2012 and 12.7 ppg in 2013. Thornton was the 2009 SEC POY and earned second-team NBA rookie team honors in 2010 with the Hornets. He spent 2014 in Sacramento and New Jersey before a summer trade sent him to Boston. He has played 341 games, averaging 10.1 for his career.



# Tigers in the NBA



## NBA Draft Picks from LSU

YEAR	PLAYER	TEAM	ROUND
1947	Jack Coleman	Indianapolis	
	Bobby Lowther	Indianapolis	
1952	Joe Dean	Indianapolis	1st
1954	Bob Pettit	Milwaukee	1st (2nd pick)
1955	Don Belcher	Fort Wayne	N/A
1960	Dick Davies	St. Louis	8th
1961	Bill Engressor	New York	14th
1965	Dick Maile	Cincinnati	11th
1966	John Jones	Baltimore	5th
1970	Pete Maravich	Atlanta	1st (3rd pick)
	Dan Hester	Atlanta	2nd
1971	Nelson Isley	Buffalo	17th
1972	Al Sanders	Baltimore	4th
1974	Ed Palubinskas	Atlanta	4th
		Utah (ABA)	8th
	Collis Temple, Jr.	Phoenix	6th
		S. Antonio (ABA)	3rd
	Glen Hansen	Kentucky	9th
1975	Glen Hansen	KC-Omaha	2nd
		Memphis (ABA)	44th
1978	Kenny Higgs	Cleveland	3rd
1979	Al Green	Phoenix	3rd
	Lionel Green	Houston	4th
1980	DeWayne Scales	New York	2nd
	Rick Mattick	New Jersey	6th
1981	Greg Cook	New York	2nd
	Durand Macklin	Atlanta	3rd
	Ethan Martin	Cleveland	4th
	Willie Sims	Denver	5th
1983	Howard Carter	Denver	1st
1984	Leonard Mitchell	Cleveland	3rd
	John Tudor	Dallas	9th
1985	Jerry Reynolds	Milwaukee	1st
1986	Don Redden	Denver	3rd
	Derrick Taylor	Indiana	4th
	John Williams	Washington Bullets	1st
	Steffond Johnson	L. A. Clippers	5th
1987	Nikita Wilson	Portland	2nd
	Anthony Wilson	Chicago	5th
1988	Jose Vargas	Dallas	2nd
	Hernan Montenegro	Philadelphia	3rd
1989	Ricky Blanton	Phoenix	2nd
1990	Chris Jackson	Denver	1st (3rd pick)
1991	Stanley Roberts	Orlando	1st
1992	Shaquille O'Neal	Orlando	1st (1st pick)
1993	Geert Hammink	Orlando	1st
1996	Randy Livingston	Houston	2nd
	Ronnie Henderson	Washington	2nd
2000	Stromile Swift	Vancouver	1st (2nd pick)
	Jabari Smith	Sacramento	1st
2005	Brandon Bass	New Orleans	2nd
2006	Tyrus Thomas	Portland	1st (4th pick)
		(traded Chicago)	
2007	Glen Davis	Seattle	2nd
		(traded Boston)	
2008	Anthony Randolph	Golden State	1st (14th pick)
2009	Marcus Thornton	Miami	2nd
2012	Justin Hamilton	Philadelphia	2nd
		(traded Miami)	
2014	Johnny O'Bryant III	Milwaukee	2nd

## Former NBA Tigers

Several former Tigers have had outstanding careers in the NBA ... Here are a few notes on some of those players: (complete stats on all former NBA and ABA players can be found on page 48):

### ◀ Mahmoud Abdul-Rauf

Denver 1991-96; Sacramento 1997-98; Vancouver 2001 ... Played at LSU under the name of Chris Jackson ... NBA's Most Improved Player in 1993 ... Led Denver in scoring, 1993-96 ... Career scoring average of 14.6 ppg ... 90 percent career free throw percentage.

### Frank Brian

Anderson (NBL-NBA), 1948-50; Tri-Cities, 1951; Fort Wayne 1952-56 ... Nine years, seven in NBA ... Two-time NBA all-star ... Career scoring average of 12.3 ppg.

### Ronald Dupree

Undrafted out of LSU in 2003 ... Played for Chicago '03-04; Detroit '04-05; 06-08; Minnesota '05-06; Seattle, '08 ... Member of NBA finalist team in 2005 ... Played 154 games, average 3.6 points per game.

### Randy Livingston

Houston, 1996-97; Atlanta 1997-98; Phoenix 1998-00; Golden State, 2000-01; Seattle 2001-02; New Orleans 2002-03; Los Angeles Clipper 2003-04; Utah 2004-05; Chicago 2005-06; Seattle 2006-07 ... Played 11 seasons and 203 career games ... Averaged 3.8 ppg, 1.4 rpg,

### Durand "Rudy" Macklin

Atlanta, 1982-83; New York, 1984 ... Career scoring average of 6.4 ppg.

### Pete Maravich "Pistol Pete"

Atlanta 1971-74; New Orleans, 1975-79; Utah-Boston, 1980-81 ... Four time NBA All-Star ... Career scoring average of 24.2 ppg, totaling almost 16,000 points ... Member of the NBA's 50-year anniversary all-star team.

### Shaquille O'Neal

Orlando, 1993-96; Lakers 1997-04; Miami 2005-08; Phoenix 2008-09; Cleveland 2010; Boston 2011 ... Member of the NBA's 50-year anniversary all-star team ... Three-time Finals MVP, 15 time All-Star ... 1,207 career games ... 28,596 career regular season points.

### Bob E. Pettit, Jr.

Milwaukee 1955; St. Louis, 1956-65 ... 11-time NBA All-Star ... Member of the NBA's 50-year anniversary all-star team ... Career scoring average of 26.4 ppg, scoring over 20,800 points.

### Jerry Reynolds

Milwaukee 1985-88; Seattle 1988-89; Orlando 1989-92; Milwaukee, 1995-96 ... 443 games played ... Career scoring average of 9.1 ppg and 3.0 rpg.

### Stanley Roberts

Orlando, 1992; L. A. Clippers 1993-97 ... 9.6 ppg career scoring average.

### DeWayne Scales

New York, 1981-82; Washington 1984 ... 4.6 ppg career scoring average.

### Stromile Swift

Second pick of the draft by Vancouver, 2000 ... Played for Vancouver/Memphis 2000-05; Houston, 06; Memphis 07-08, New Jersey '09. Played 547 games, averaged 8.4 points,

### John Sam Williams

Washington, 1987-91; LA Clippers 1993-94; Indiana 1995 ... Career scoring average of 10.1 ppg.



# Tigers in the NBA



**Marcus Thornton**



**Glen Davis**

### NBA Most Valuable Player

1955-56	Bob Pettit	St. Louis Hawks
1958-59	Bob Pettit	St. Louis Hawks
1999-00	Shaquille O'Neal	Los Angeles Lakers

### NBA Rookie of the Year

1954-55	Bob Pettit	Milwaukee Hawks
1992-93	Shaquille O'Neal	Orlando Magic

### NBA Comeback Player of the Year

1992-93	Mahmoud Abdul-Rauf	Denver Nuggets
---------	--------------------	----------------

### NBA Finals Most Valuable Player

1999-00	Shaquille O'Neal	Los Angeles Lakers
2000-01	Shaquille O'Neal	Los Angeles Lakers
2001-02	Shaquille O'Neal	Los Angeles Lakers

### All-NBA Rookie Team

2009-10	Marcus Thornton	2nd	New Orleans Hornets
---------	-----------------	-----	---------------------

### All-NBA Defensive Team

1999-00	Shaquille O'Neal	2nd	Los Angeles Lakers
2000-01	Shaquille O'Neal	2nd	Los Angeles Lakers
2002-03	Shaquille O'Neal	2nd	Los Angeles Lakers

### NBA All-Star Game Appearances

Shaquille O'Neal	15 (1993-98, 2000-07, 2009)
Bob Pettit	11 (1955-65)
Pete Maravich	5 (1973-74, 1977-79)
Frank Brian	2 (1951-52)

### LSU NBA Champions

Bob Pettit	1958	St. Louis Hawks
Shaquille O'Neal	2000	Los Angeles Lakers
Shaquille O'Neal	2001	Los Angeles Lakers
Shaquille O'Neal	2002	Los Angeles Lakers
Shaquille O'Neal	2006	Miami Heat
Glen Davis	2008	Boston Celtics

### NBA All-Star Game MVP

Bob Pettit	4 (1956, 1958, 1959, 1962)
Shaquille O'Neal	3 (2000, 2004, 2009)

### All-NBA Team Selections

1949-50	Frank Brian	2nd	Anderson
1950-51	Frank Brian	2nd	Tri-Cities
1954-55	Bob Pettit	1st	Milwaukee Hawks
1955-56	Bob Pettit	1st	St. Louis Hawks
1957-58	Bob Pettit	1st	St. Louis Hawks
1958-59	Bob Pettit	1st	St. Louis Hawks
1959-60	Bob Pettit	1st	St. Louis Hawks
1960-61	Bob Pettit	1st	St. Louis Hawks
1961-62	Bob Pettit	1st	St. Louis Hawks
1962-63	Bob Pettit	1st	St. Louis Hawks
1963-64	Bob Pettit	1st	St. Louis Hawks
1964-65	Bob Pettit	2nd	St. Louis Hawks
1972-73	Pete Maravich	2nd	Atlanta Hawks
1975-76	Pete Maravich	1st	New Orleans Jazz
1977-78	Pete Maravich	2nd	New Orleans Jazz
1993-94	Shaquille O'Neal	3rd	Orlando Magic
1994-95	Shaquille O'Neal	2nd	Orlando Magic
1995-96	Shaquille O'Neal	3rd	Orlando Magic
1996-97	Shaquille O'Neal	3rd	Los Angeles Lakers
1997-98	Shaquille O'Neal	1st	Los Angeles Lakers
1998-99	Shaquille O'Neal	2nd	Los Angeles Lakers
1999-00	Shaquille O'Neal	1st	Los Angeles Lakers
2000-01	Shaquille O'Neal	1st	Los Angeles Lakers
2001-02	Shaquille O'Neal	1st	Los Angeles Lakers
2002-03	Shaquille O'Neal	1st	Los Angeles Lakers
2003-04	Shaquille O'Neal	1st	Los Angeles Lakers
2004-05	Shaquille O'Neal	1st	Miami Heat
2005-06	Shaquille O'Neal	1st	Miami Heat



# Tigers in the NBA

## NBA Players from LSU

PLAYER	FROM	TO	G	FG%	3P%	FT%	REB	AST	STL	BLK	PTS	MP	PTS	TRB	AST
Mahmoud Abdul-Rauf	1991	2001	586	.442	.354	.905	1087	2079	487	46	8553	26.7	14.6	1.9	3.5
Brandon Bass	2006	2014	558	.491	.095	.834	2636	409	207	381	4944	22.5	8.9	4.7	0.7
Ricky Blanton	1993	1993	2	.429	---	---	3	1	2	0	6	6.5	3.0	1.5	0.5
Frankie Brian	1950	1956	438	.340	---	.821	903	1138	---	---	5379	24.9	12.3	2.4	2.6
Howard Carter	1984	1985	66	.440	.227	.774	89	75	20	4	351	11.4	5.3	1.3	1.1
Maurice Carter	2004	2004	10	.314	.364	.800	11	4	0	0	42	11.0	4.2	1.1	0.4
John Chaney	1950	1950	16	.291	---	.690	---	20	---	---	---	---	4.4	---	1.3
Glen Davis	2008	2014	440	.446	.196	.706	2067	418	316	152	3817	22.6	8.7	4.7	1.0
Ronald Dupree	2004	2011	157	.427	.385	.559	339	100	57	29	555	11.2	3.5	2.2	0.6
Juston Hamilton	2014	2014	8	.450	.333	1.000	7	0	5	0	26	9.0	3.3	0.9	0.0
Geert Hammink	1994	1996	8	.400	---	.667	7	2	0	0	14	3.4	1.8	0.9	0.3
Glenn Hansen	1976	1978	112	.412	---	.725	247	93	61	16	588	12.9	5.3	2.2	0.8
Dan Hester	1971	1971	42	.396	.417	.817	234	35	---	---	248	13.2	5.9	5.6	0.8
Kenny Higgs	1979	1982	216	.441	.145	.804	391	944	239	23	1470	20.5	6.8	1.8	4.4
Chris Johnson	2011	2013	71	.562	---	.699	132	13	16	46	205	8.4	2.9	1.9	0.2
Randy Livingston	1997	2007	203	.406	.351	.771	282	415	121	31	773	13.2	3.8	1.4	2.0
Rudy Macklin	1982	1984	160	.449	.000	.776	464	121	82	30	1030	17.2	6.4	2.9	0.8
Pete Maravich	1971	1980	658	.441	.667	.820	2747	3563	587	108	15948	37.0	24.2	4.2	5.4
Bill Newton	1973	1974	35	.437	.500	.500	65	14	2	0	73	5.4	2.1	1.9	0.4
Shaquille O'Neal	1993	2011	1207	.582	.045	.527	13099	3026	739	2732	28596	34.7	23.7	10.9	2.5
Bob Pettit	1955	1965	792	.436	---	.761	12849	2369	---	---	20880	38.8	26.4	16.2	3.0
Anthony Randolph	2009	2014	252	.453	.241	.740	1078	187	150	224	1789	15.2	7.1	4.3	0.7
Jerry Reynolds	1986	1996	443	.418	.226	.749	1317	904	486	250	4036	18.9	9.1	3.0	2.0
Stanley Roberts	1992	2000	300	.499	.000	.514	1549	189	110	385	2555	19.6	8.5	5.2	0.6
Al Sanders	1973	1973	4	1.000	---	.667	0	5	0	---	8	6.3	2.0	1.3	0.0
DeWayne Scales	1981	1984	49	.417	.167	.628	140	10	14	5	224	10.6	4.6	2.9	0.2
Jabari Smith	2001	2005	108	.413	.125	.690	178	66	37	26	329	9.8	3.0	1.6	0.6
Stromile Swift	2001	2009	547	.473	.074	.699	2535	275	354	683	4582	19.8	8.4	4.6	0.5
Collis Temple	1975	1975	24	.415	.000	.800	31	15	4	4	42	4.3	1.8	1.3	0.6
Garrett Temple	2010	2014	177	.387	.301	.667	245	240	109	40	593	13.3	3.4	1.4	1.4
Tyrus Thomas	2007	2013	400	.438	.235	.732	1938	346	328	525	3089	19.8	7.7	4.8	0.9
Marcus Thornton	2010	2014	341	.431	.361	.828	1036	515	312	47	4561	26.1	13.4	3.0	1.5
John Williams	1987	1995	435	.451	.225	.704	2201	1262	566	184	4406	25.2	10.1	5.1	2.9
Nikita Wilson	1988	1988	15	.304	---	.833	11	3	0	0	19	3.6	1.3	0.7	0.2

### Most Career Points

Shaquille O'Neal	28,596
Bob Pettit	20,880
Pete Maravich	15,948
Mahmoud Abdul-Rauf	8,553
Frank Brian	5,379
Brandon Bass	4,944
Stromile Swift	4,582
Marcus Thornton	4,561
John Williams	4,406
Jerry Reynolds	4,036

### Most Career Rebounds

Shaquille O'Neal	13,099
Bob Pettit	12,849
Pete Maravich	2,747
Brandon Bass	2,636
Stromile Swift	2,535
John Williams	2,201
Glen Davis	2,067
Tyrus Thomas	1,938
Stanley Roberts	1,549
Jerry Reynolds	1,317

### Most Games Played

Shaquille O'Neal	1,207
Bob Pettit	792
Pete Maravich	658
Mahmoud Abdul-Rauf	586
Brandon Bass	558
Stromile Swift	547
Jerry Reynolds	443
Glen Davis	440
Frank Brian	438
John Williams	435





# All-Century Team

At halftime of the Centennial basketball game on Jan. 31, 2009, a sellout crowd honored LSU's All-Century team. An original group of 15 had turned into a Sweet 16 of LSU basketball after the Centennial Committee decided a near dead heat among three players for two spots was almost impossible to break. A vote of the fans and the Hall of Fame committee each made up 50 percent of the vote that led to the Centennial team. Many of the former players were on hand to receive the specially-designed award that was made for the ceremony while those who were unable to attend or deceased had family members accept or were presented their awards at other venues. Surrounding the court during the ceremony were players, coaches, support staff and family members representing eight decades of LSU basketball.



## Mahmoud Abdul-Rauf (Chris Jackson)

**GUARD - 1989-90**

All-American, 1989, 1990 ... Set NCAA freshman scoring record, averaging 30.2 ppg; at the time, just the second freshman to make first-team A-A; Seventh all-time in scoring (1,854 pts); 172 three-pointers.

## Brandon Bass

**FORWARD - 2004-05**

SEC Freshman of the Year, 2004; SEC Player of the Year, 2005; Averaged 12.8 points as a freshman, 17.3 points in 2005.

## Ricky Blanton

**FORWARD - 1985-86; 88-89**

All-SEC 1988, 1989; Bulkied up and played center on 1986 NCAA Final Four team; Averaged 20.3 points his senior season; 16th in scoring at 1,501 points; 14th in career rebounds (766).

## Howard Carter

**GUARD - 1980-83**

All-SEC 1982, 1983; Member of 1981 NCAA Final Four team; Averaged over 16 points in last three seasons; Former holder of career minutes played (4,276); third all-time leading scorer (1,942).

## Glen Davis

**FORWARD - 2005-07**

All-American, 2006; SEC Freshman of the Year, 2005; SEC Player of the Year, 2006; 10th all-time in scoring with 1,587 points (16.7 average); Seventh in rebounds (613) ... Member of the 2006 NCAA Final Four team.

## Joe Dean

**FORWARD - 1950-52**

All-SEC 1952; Member NABC Silver Anniversary Team; leading scorer in 1950 and 1951 and second behind Bob Pettit in 1952 (averaging 18.2 ppg); In 1,000-point club (1,072).

## Durand "Rudy" Macklin

**FORWARD - 1977-81**

All-American in 1980, '81; Member 1981 NCAA Final Four team; SEC Player of the Year, 1981; Second in career scoring (2,080 points, 16.9 ppg); All-time leading rebounder (1,276); Jersey retired, 2010.

## Pete Maravich

**GUARD - 1968-70**

National Player of the Year, 1969, 1970; Member of Naismith Basketball Hall of Fame; All-time NCAA career scoring leaders with 3,667 points, an average of 44.2 points for 83 games.

## Ethan Martin

**GUARD - 1978-81**

Member of the 1981 NCAA Final Four team; Second at LSU career assists (638); All-SEC 1980, '81; 190 assists in Final Four season, fourth best at LSU.

## Shaquille O'Neal

**CENTER - 1990-92**

National Player of the Year, 1991; Runnerup 1992; School record for blocks (412); National leader in rebounding (14.7) in 1991; second in rebounding (14.0) in 1992; Second all-time in rebounds (1,217), fourth all-time in points (1,941).

## Bob Pettit

**FORWARD - 1952-54**

All-American, 1953, 1954; Fifth all-time in LSU points (1,916), third scoring average (27.4), first in rebound average (14.8), fourth in total rebounds (1,039), 31.4 ppg average in 1954; Member 1953 NCAA Final Four team.

## Don Redden

**GUARD - 1983-86**

Member of the 1986 NCAA Final Four team; 1,119 career points; Third all-time at LSU in free throw percentage (84.0 percent).

## Al "Little Apple" Sanders

**CENTER - 1970-72**

Averaged over 14 rebounds for his career, third all-time at LSU with 1,168; 1,383 points (16.7 ppg); All-SEC in 1971, '72.

## Stromile Swift

**FORWARD - 1999-00**

SEC Player of the Year, 2000; Averaged 16.2 points and 8.2 rebounds in 2000 ... Blocked 95 shots in 2000.

## Collis Temple, Jr.

**CENTER - 1972-74**

First African-American basketball player for LSU; Best season in 1974 of 15.0 points and 10.5 rebounds.

## Sparky Wade

**GUARD - 1932-35**

Member of the 1935 National Championship team; LSU's first All-America, 1935; Led SEC in scoring three years. Point guard.



Coach Dale Brown and Shaquille O'Neal with ESPN's Hannah Storm, shooting a scene from an upcoming "SEC Storied" about the Hall of Fame pair.

# Collegiate Basketball

## HALL OF FAME

National Player of the Year and All-American Shaquille O'Neal and his coach, Dale Brown, who led LSU to two Final Four and four Southeastern Conference titles in 25 years continue to add to their long list of honors as they go in together to the National Collegiate Basketball Hall of Fame.

The pair was part of a star-studded Class of 2014 announced earlier in the year that was to be inducted into the National Collegiate Basketball Hall of Fame on Nov. 23, at the Arvest Bank Theatre at the Midland in Kansas City as part of a three-day celebration of college basketball.



Joining the LSU pair in the class are All-Americans and NCAA champions Grant Hill of Duke and Darrell Griffith of Louisville; NAIA star Zelmo Beaty from Prairie View; another NCAA Final Four Coach in Gary Williams of Maryland; and, contributors Howard Garfinkel, the founder of the Five-Star Basketball Camp, and Glenn Wilkes, Sr., long-time coach at Stetson and prolific author of basketball coaching books.

The Hall of Fame is located in the College Basketball Experience (CBE), a world-class entertainment facility adjacent to Sprint Center in Kansas City.

Ironically both would go in together in the same time period that ESPN and the SEC Network is working on a Hannah Storm-directed film on the relationship of Coach Brown and O'Neal that has been filmed here in Baton Rouge over the last several months. The film is expected to air late in the 2014-15 basketball season.

O'Neal played three years for Brown at LSU (1989-92) and averaged 22 points, 14 rebounds and five blocks. He was a national player of the year as a sophomore and a first-team All-American and SEC player of the year as both a sophomore and a junior. He finished his career fifth in scoring with 1,941 points and second in rebounds at LSU with 1,217. He had a career record of 64-29 in three years at LSU and set LSU records for blocks in a game, season and career.

Brown won 60 percent of his games during his 25-year career at LSU (1972-97). He took the Tigers to the NCAA Final Four in 1981 and 1986



and was the national coach of the year in 1981. He compiled 448 wins and won four SEC titles and was a four-time SEC Coach of the Year.

In 2006 the first class was inducted into the newly formed National Collegiate Basketball Hall of Fame. That class included the game's inventor, James Naismith, and possibly its greatest coach in John Wooden, along with Oscar Robertson, Bill Russell and Dean Smith.

Since that time, seven more classes have been inducted and have included the likes of Kareem Abdul-Jabbar, Danny Manning, Larry Bird and Earvin "Magic" Johnson.

O'Neal and Brown become the fifth and sixth members of the National Collegiate Basketball Hall of Fame that have LSU ties to be inducted joining Bob Pettit (2006), Pete Maravich (2006), Tex Winter (2010) and Joe Dean, Sr. (2012).



# Campus APARTMENTS

## The Tigers' Home Away From Home

LSU has 18 residence halls with architectural styles ranging from a Renaissance style typical of the older core of the campus to modern high-rise buildings. Above is the newest addition, the highly popular East Campus and West Campus apartments, co-ed dormitories that include furnished rooms with connecting suites and e-mail workstations in the lobby, all within a short walk from the dining hall.

## Amenities

- ▶ Dining Halls
- ▶ Weekly Housekeeping
- ▶ Cable Television
- ▶ High-Speed Internet
- ▶ Mail Service
- ▶ Card Access
- ▶ Facility Repairs
- ▶ Security
- ▶ Telephone Services
- ▶ Furnished
- ▶ Washer/Dryer
- ▶ Microwave





# Strength

**Basketball Strength and Conditioning Coach Ricky Lefebvre takes the team through another pre-season workout.**

## & CONDITIONING

The LSU strength and conditioning facility in Tiger Stadium was built in 1997 and features the latest in both strength training and cardiovascular training equipment.

Measuring 10,000-square feet, LSU has one of the finest strength and conditioning facilities in the nation.

Coach Johnny Jones selected Ricky Lefebvre to supervise the basketball strength and conditioning program at LSU. Lefebvre, in his third season, has worked extensively with both collegiate and professional athletes, including a stint with Coach Jones at North Texas.

Lefebvre most recently served as a strength coach at the Michael Johnson Performance Center where he developed programs for the NFL combine class and athletes who performed in the 2012 London Olympics.

The LSU basketball program has always had a training philosophy geared towards training that reflects the specific demands which basketball places on the athletes. Through the combination of weight training, conditioning and flexibility the total program is designed to make explosive, dynamic and flexible athletes who are well prepared for any game-time situation.



GO ONLINE: [LSUsports.net/360](http://LSUsports.net/360)







**28**

Multi-purpose power stations

**36**

Assorted selectorized machines

**10**

Dumbbell stations with 2 sets of 5-180 pound free weights

**Custom**

Custom made equipment by Body Masters and Eleiko



## Total Commitment

One of the many aspects of the LSU basketball strength and conditioning program that differentiates it from other elite programs is the total commitment to improving each player's athleticism and his body's ability to handle the stresses of the sport.

It begins with a comprehensive physical evaluation and continues with pre-season, in-season, spring and off-season training. Each player receives individually designed exercise and nutritional plans created with his strengths and weaknesses in mind, to help each athlete reach the extent of his potential, both physical and mental.





# Athletic TRAINING

**Basketball Athletic trainer Shawn Eddy helps prepare the athletes for the daily practice session.**

LSU basketball's practice facility boasts a modern training room with all the things necessary to help the student-athlete through the rigors of a basketball season. That facility supplements the Broussard Center for Athletic Training in Tiger Stadium. The Broussard Center includes an on-site x-ray room, as well as the largest hydrotherapy pool in both collegiate and professional sports and is one of the few collegiate training centers with a full-service pharmacy and a full-service vision center.



## The Training Room

LSU men's basketball team now has the benefits of a first class training facility of its own in the practice facility attached to the Maravich Center.

## Dr. Martin J. Broussard ATHLETIC TRAINING CENTER



The two story, 22,000 square foot facility contains 20 treatment tables with the newest forms of modalities available, 14 taping stations, a 1,600 square foot rehabilitation area which contains the latest rehabilitation equipment including the Cybex Norm, Woodway treadmills and Body Master select rise equipment. LSU's multi-million dollar athletic training facility is named in honor of Dr. Martin J. Broussard (left), the legendary trainer whose career spanned over 40 years at LSU.



# Complete Care



## Dental Center

A fully functional dental center, staffed by Dr. Robin Levy and Dr. John Vance, is located inside the Broussard Center for Athletic Training.



## Rehabilitation

LSU's Broussard Center for Athletic Training boasts some of the most technologically advanced equipment to aid the recuperation and rehabilitation of LSU's student-athletes.



## Real-Time X-Rays

A new state-of-the-art fluoroscope was added in the summer of 2008 that will provide LSU trainers the opportunity to take x-rays on site in the Operations Center. The machine can provide real-time images of the internal structures of a patient.



## Fueling Station

LSU Athletic Training is a pioneer in the use of sound nutritional practices for student-athletes with the addition of a full-time registered dietitian in Jamie Meeks.



## Vision Center

Dr. Don Peavy and Dr. Russell Saloom conducts eye exams for LSU's student-athletes in a convenient location in the Broussard Center for Athletic Training.

## Pharmacy

The LSU Athletic Training Pharmacy is the only one of its kind in college athletics. Staffed by pharmacist Kevin Denoux and Caroline Lancon, the LSU Athletic Training Pharmacy provides the Tigers with first-class service in a convenient location.



# Community OUTREACH

Coach Jones and team members annually visit the children's wing at Our Lady of the Lake hospital.

LSU Student-Athletes participate in a variety of community service projects including reading at schools, hospital visits and speaking engagements.



### Mall Ball

It has become one of the most eagerly anticipated events at the start of the school year for the basketball teams at LSU to appear at the local mall. The teams and coaches interact on a specially designed basketball court with youngsters in the city and sign autographs.



### Block Party

The men's basketball team joins the Lady Tigers each year in a pre-season block party on Tower Drive. It's a chance to allow students to interact with the players and create new fans to come watch the team play at the Maravich Center.



Senior basketball player John Odo spent time at the Gardere Neighborhood Arts Project hosted by the LSU Museum of Art. It was designed to allow kids to enjoy a morning of creative and engaging art making.



### **Move In Day**

At the start of the school year, student-athletes from several LSU sports, including the men's basketball team and coaching staff, helped new freshmen move into their dorm rooms.

# LSU GREATS

The following nine individuals are the only athletes to have their jerseys retired by LSU. Men's basketball has retired the No. 23 for Pete Maravich, No. 50 for Bob Pettit, Jr., No. 33 for Shaquille O'Neal and No. 40 for Rudy Macklin. Women's basketball retired the No. 33 for Seimone Augustus. Football's only two retired jerseys are the No. 20 worn by Billy Cannon and the No. 37 worn by Tommy Casanova. Baseball retired the No. 15 in honor of longtime coach and former athletics director Skip Bertman and the No. 19 for Ben McDonald. Casanova, Macklin and McDonald joined the prestigious list in May 2009. Augustus became the first woman in LSU Athletics history to have her jersey retired in January 2010.



## 50 Bob Pettit

Pettit led LSU to its first NCAA Final Four in 1953 and he later became the first player in NBA history to exceed the 20,000-plus point barrier. Pettit is a member of the NBA Hall of Fame, and in 1997, he was named as one of the top 50 players in NBA history.



## 23 Pete Maravich

"Pistol Pete," Maravich still holds the NCAA record for career points with 3,667 and for career scoring average with 44.2 points a game. He was selected the National Player of the Year in 1970 after leading the Tigers to the NIT Final Four. He scored 50-plus points an amazing 28 times. He went on to a 10-year professional career and was selected as one of the NBA's 50 greatest players in 1997.



## 20 Billy Cannon

One of the true legends of college football in the South, Billy Cannon was the 1959 Heisman Trophy winner and helped the Tigers to the 1958 national title. Cannon's most memorable performance came in 1959 against Ole Miss when No. 1 LSU trailed No. 3 Ole Miss 3-0 in the fourth quarter. He fielded a punt, broke seven tackles and returned it 89 yards for the 7-3 victory. He went on to a successful 11-year professional career.



## 33 Shaquille O'Neal

Shaquille O'Neal was the first pick in the 1992 NBA Draft. He was named MVP of the league in 2000 and was a three-time NBA Finals MVP after leading the Los Angeles Lakers to three World Championships. At LSU, O'Neal averaged 21.6 points and 13.6 rebounds for his career, and in 1991, he was named the World's Amateur Athlete of the Year as well as SEC Athlete of the Year and National Player of the Year. In 1997, he was named as one of the top 50 players in NBA history.



## 15 Skip Bertman

A legend in the college baseball ranks, Skip Bertman created a dynasty at LSU, guiding the Tigers to five national titles in a 10-year stretch from 1991-2000. He also coached the United States to a bronze medal at the 1996 Olympics in Atlanta and was an assistant on the gold medal-winning U.S. squad in Seoul, Korea, in 1988. Bertman retired from coaching following the 2001 season and served as LSU's athletics director for seven years. Bertman was inducted into the College Baseball Hall of Fame in 2006.



## 40 Rudy Macklin

Rudy Macklin was a two-time basketball All-American selection during his Tiger career from 1976-81 during which time he became LSU's all-time leading rebounder with 1,276 boards and the second-leading scorer in school history behind only the legendary Pete Maravich with 2,080 points. He led the Tigers to two Elite Eight appearances and the 1981 Final Four in Philadelphia. He still holds the school single game rebound record with 32, a mark like some of the great records in any sport that may never be broken.



Tommy Casanova (left), Seimone Augustus (middle) and Rudy Macklin (right) were the last LSU greats to have their jerseys retired during the 2009-10 athletic year.

## About LSU Retired Jerseys

The retirement of the jerseys of Casanova, McDonald, Macklin and Augustus comes under a new provision of the LSU jersey retirement bylaws that says the retirement of an athlete's jersey in a particular sport does not preclude a current student-athlete in that sport from wearing the jersey number in that or any other sport, subject to the discretion of the head coach. This provision applies only to jerseys retired after January 1, 2007, so the numbers worn by Maravich, Pettit, O'Neal, Cannon and Bertman may never again be worn by future student-athletes in their respective sports. To have a jersey retired at LSU, an athlete must have completed intercollegiate competition for LSU a minimum of five years prior to nomination. Athletes must have demonstrated truly unusual and outstanding accomplishments, exceeding and in addition to all criteria used for Hall of Fame selection. Nominees must have a unanimous vote of support from the Hall of Fame committee.



### 37 Tommy Casanova

Tommy Casanova is the only three-time All-American in the history of LSU football and is a member of the College Football Hall of Fame. During his Tiger career from 1969-71, Casanova personified versatility for his myriad of talents as he played offense, defense, returned punts and kickoffs. One of just two three-time All-SEC performers at LSU, he played six seasons with the Cincinnati Bengals of the NFL while earning his medical degree.



### 19 Ben McDonald

Ben McDonald won the prestigious Golden Spikes Award, given annually to the nation's most outstanding player, in 1989 and is a member of the College Baseball Hall of Fame. He led LSU to two College World Series appearances. In 1989, McDonald was named National Player of the Year by Baseball America, The Sporting News and Collegiate Baseball. He was selected by the Baltimore Orioles as the No. 1 pick in the major league draft in 1989 and went on to enjoy a 10-year major league career with the Orioles and the Milwaukee Brewers.



### 33 Seimone Augustus

Seimone Augustus is the only women's basketball player in school history to earn State Farm Coaches Association All-America honors three times: 2004, 2005 and 2006. Augustus became LSU's first NCAA National Player of the Year, and she claimed the honor twice in 2005 and 2006. A 2006 graduate of LSU, Augustus was the 2012 WNBA Finals MVP after winning a world title. She also led the United States to Olympic gold medals at the 2008 Beijing and 2012 London Games.

## World Class Tigers



### Ashleigh Clare-Kearney

- In 2009, became first LSU gymnast to capture two individual national titles
- 2009 NCAA Woman of the Year Finalist



### Aaron Hill

- Two-time MLB All-Star (2009, '12)
- 2009 American League Comeback Player of the Year
- Two-time Silver Slugger Award (2009, '12)



### Sylvia Fowles

- Three-time All-American
- 2008, 2012 U.S. Olympic Gold Medalist
- WNBA All-Star Game MVP



### Susan Jackson

- Three-time NCAA individual champion
- 2009-10 SEC Female Athlete of the Year



### Esther Jones

- 21-time track All-American
- 1992 Olympic Gold medalist



### Kimberlyn Duncan

- 2012 Bowerman Award winner
- Seven-time NCAA Champion
- 14-time track All-American




### Richard Thompson

- Eight-time track All-American
- 2012 Olympic Silver medalist
- 2008 Olympic Silver medalist



### David Toms

- Two-time SEC Golfer of the Year
- 2001 PGA Champion
- 13-time PGA Tour winner



### Rachele Fico

- Two-time NFCA First-Team All-American
- 2013 NPF Draft No. 1 pick



### Patrick Peterson

- Three-time NFL Pro Bowler (2011, '12, '13)
- Two-time NFL All-Pro (2011, '13)
- NFL Record most punt return yards by a rookie in a season



**Shaquille O'Neal**

A four-time NBA champion and 15-time All-Star, Shaquille O'Neal was one of the most dominant centers in NBA history. He announced his retirement from the NBA in June 2010 after a brilliant Hall of Fame career and has since become a television analyst on TNT. One of the most quotable figures on the planet, O'Neal earned his bachelor's degree from LSU in December 2000. In 2011, he penned his own biography, "Shaq Uncut, My Story," and then received his doctorate degree from Florida's Barry University in May 2012.

**Lolo Jones**

A three-time national champion hurdler at LSU, Lolo Jones continues to take the sporting world by storm. Jones became an inspirational figure as a two-time World Indoor Champion and the world record holder in the 60-meter hurdles with a time of 7.72. She competed in both the 2008 Beijing and 2012 London Olympic Games and became the first LSU athlete to ever grace the cover of Time Magazine in July 2012. A 2005 graduate of LSU, Jones is now a two-sport star. She was named to the U.S. National Bobsled Team that went on to claim gold at the 2013 FIBT World Championships and compete at the 2014 Winter Olympics.



# Prominent LSU ALUMNI



**Eduardo Aguirre, Jr.**

Named the first Director of U.S. Citizenship and Immigration Services (USCIS) for the Department of Homeland Security in 2003, Aguirre, Jr., was the U.S. Ambassador to Spain from 2005 until 2009.



**Lod Cook**

Cook graduated from LSU with a bachelor's degree in mathematics in 1955 and then earned his Master's degree in petro engineering in 1955. Cook served as CEO of ARCO for nine years.



**Seimone Augustus**

A two-time NCAA Women's Basketball National Player of the Year, Augustus graduated from LSU in 2006. She is a two-time U.S. Olympic gold medalist and continues an All-Star pro career with the WNBA's Minnesota Lynx. She was named WNBA Finals MVP in 2012 after winning a WNBA title.



**Carlos Roberto Flores**

The president of Honduras from 1998-2002, Flores helped the nation recover after Hurricane Mitch devastated the country in 1998. Flores is married to the former Mary Carol Flake, also an alumnus of LSU.



**James Carville**

Carville received both a bachelor's degree and law degree from LSU and gained fame in the 1990s as the chief campaign strategist for Bill Clinton and Al Gore. Carville also penned a best-selling memoir titled "All's Fair: Love, War and Running for President."



**Jim Flores**

Flores graduated with two bachelor's of science degrees; one in corporate finance in 1981 and the second in petroleum land management in 1982. Flores serves as both chairman and CEO of Flores and Rucks, Inc., a publicly held independent oil and gas company.



**Dr. Larry D. Arthur** - AIDS researcher

**Dr. Julian Bailes** - expert in neurovascular disease. Chairman of the Department of Neurosurgery and Co-Director of the NorthShore Neurological Institute

**John Ed Bradley** - Former Sports Illustrated writer and novelist. Former LSU football player

**Donna Brazile** - Vice Chairwoman of the Democratic National Committee

**John Breaux** - U.S. Senator (1987-2005) and U.S. Congressman (1972-86) from Louisiana

**Will Calhoun** - Executive Producer of television sitcom "Friends"

**Cassandra Chandler** - One of the Federal Bureau of Investigation's highest ranking African-American women as special agent in charge of the Norfolk Field office

**"Lightning Joe" Lawton Collins** - Chief of Staff for President Harry Truman

**Bill Conti** - Oscar-winning composer who has written theme music for several well-known movies, including "Rocky" and its sequels

**Eric Arturo Delvalle** - President of Panama (1985-1988)

**Dr. Alexander William "Alex" Dunlap** - Current chief veterinarian for NASA who is responsible for all NASA policies related to animal health and welfare

**A. Wright Elliott** - Retired executive vice president, Chase Manhattan Bank

**Graves Erskine** - U.S. Marine Corps General in WWII

**Maxime A. Faget** - Designed Mercury and Gemini spacecrafts

**Mary Carol Flake Flores** - Former first lady of Honduras

**Murphy "Mike" Foster, Jr.** - Former governor of Louisiana (1996-2004)

**Kevin Griffin** - Lead singer of the platinum-selling rock band "Better Than Ezra"

**Paul Groves** - Award-winning tenor with the Metropolitan Opera

**Reinosuke Hara** - Former president and CEO of Seiko Instruments

**Bill Harp** - Television set decorator for series including "L.A. Law" and "The Carol Burnett Show"

**Pat Bodin** - Former CIO of Exxon Mobil

**Walter Hitesman** - Former president, Reader's Digest

**Hubert Humphrey** - U.S. vice president (1965-69)

**Adrian Mitchell** - Chief Financial Officer and Chief Operating Officer of Crate & Barrel

**W. Vernon Jones** - Senior Scientist for Suborbital Research, NASA headquarters

**Catherine D. "Kitty" Kimball** - In 2009, was sworn in as first female to serve as chief justice of Louisiana's highest court

**Delos "Kip" Knight** - President of U.S. Retail Operations for H&R Block

**Harry J. Longwell** - Former Executive Vice President and Director of Exxon Mobil

**Ray Marshall** - Secretary of Labor under President Jimmy Carter

**James E. Maurin** - Founding partner and CEO of Stirling Properties, a national real estate services firm

**Jake Lee Netterville** - Former Managing Director of Postlethwaite and Netterville, the largest Louisiana-based public accounting firm

**Edwin Newman** - Former NBC News journalist and author

**Carolyn Bennett Patterson** - Former senior editor, National Geographic

**J. Howard Ramin** - Former CEO and Chairman of the Board, Texaco

**Rex Reed** - Drama critic, syndicated columnist

**Maj. Gen. Thomas Rhame** - Led 1st Infantry Division against Iraq during Persian Gulf War

**Thomas O. Ryder** - Chairman of the Board, The Reader's Digest Association

**Steve Scalise** - U.S. House Majority whip

**Frances Seghers** - Senior VP of Sony Entertainment European Community Affairs, which includes Sony Music, Sony Pictures and Sony Playstation

**Dolores Spikes** - Former President of the Southern University System and the University of Maryland-Eastern Shore

**Ray Strother** - Author, political consultant

**David Suarez** - President and CEO of The Atlantic Company of America. Architect who restored the Washington Monument and the National Archives Building among others

**Olympia Vernon** - Award-winning author and recipient of an American Academy of Arts and Letters Award for her debut novel, Eden

**Rebecca Wells** - Author of the novel and film "Devine Secrets of the Ya-Ya Sisterhood"

**Joanne Woodward** - Academy Award-winning actress and wife of Paul Newman

**LSU's enrollment is more than 29,000 students, including more than 1,600 international students and nearly 5,000 graduate students.**



## Mike Papajohn

The starting centerfielder on LSU's inaugural College World Series team in 1986, Mike Papajohn today is a prominent actor in Hollywood. Papajohn was the only actor to star in four \$150 million movies in the same calendar year doing so in 2009. The LSU alumnus has appeared in blockbuster films: Spiderman, Terminator Salvation, Transformers: Revenge of the Fallen and For the Love of the Game.

## Dr. James Andrews

Arguably, the world's most renowned orthopedic surgeon for knee and shoulder injuries, Andrews is a 1963 graduate of LSU and a 1967 graduate of LSU Medical School. He has worked on numerous all-star athletes, including Michael Jordan, Drew Brees, Brett Favre and Albert Pujols. Andrews is also the founder of the American Sports Medicine Institute (ASMI).



## Sylvia Fowles

Fowles was a two-time WBCA first-team All-American before going onto a pro career with the WNBA's Chicago Sky where she is currently one of the league's premier players. Most notably, Fowles was a member of U.S. Olympic Gold Medal teams in 2008 Beijing and 2012 London.



## David Steiner

A 1982 LSU graduate, Steiner has served as the CEO of Waste Management since 2004. Under Steiner's leadership, the Houston-based company was named one of the World's Most Ethical Companies by Ethisphere in 2008.



## Mary L. Landrieu

Landrieu became the first woman from Louisiana selected to a full term in the United States Senate in 1996. In 2014 she was appointed chair of the Senate Energy and Natural Resources Committee.



## John Havens

A 1978 LSU graduate in geology, Havens is president of Seismic Exchange (SEI) and vice-chairman of the Houston Astros. He is also owner of Cal-a-Vie Health Spa in San Diego that was voted the No. 1 destination spa by "Travel + Leisure" magazine in 2013.



## Suzanne Perron

A 1991 LSU graduate, Perron is a rising star in the design world having worked with top designers Vera Wang and Carolina Herrera. Perron has designed dresses for Hollywood stars Jennifer Lopez, Mariska Hargitay and Holly Hunter, among others.



## Marty Sixkiller

Senior Technical Director for PDI/DreamWorks' movies "Antz," "Shrek," "Shrek 2," "Shrek the Third," "Madagascar" and "Over the Hedge".



## 2014-15 Cheerleaders

**Bottom (L to R):** Coach Kate Wells, Bria Davis, Paige Pennington, Andre Trosclair, Brittany Chaisson, Austin Bouzigard, Kristen Baudin, DJ Brown, Kelly Hackenbracht, John Mark Lambert, Katherine Smith, Chanse Kendrick, Ryan Yakubek, Skyley Bouillion, Ben Cartner, Taylor Machen, Evan Lafleur, Jessie Majorie, Andrew Walters, Patience Phillips, Joshua Shepherd, Caroline Joseph, Victoria Schlumbrecht, Coach Pauline Zernott.

**Top (L to R):** Mckenzie Daniell, Sean Goebel, Claire Watkins, Johnathan Hawthorn, Maddy Joseph, Austin Dedon, Mary Claire Fontenot, Brennan Skinner, Christina Ramon, Zachary Nelson, Emile Jeunesse, Elizabeth Giattina, Kyle Pecoraro, Hailey Prattini, Nicholas Wessel, Lindsay Allen, John Morreale, Allie Thorpe, David Trepagnier, Kelly Forschler.

**Not Pictured:** Eric Campos, Jack Higodon, Stefin Vidovic.



## 2014-15 Tiger Girls

**Top (L to R):** Samantha Nevin, Lauren Dionne, Meghan Wieboldt, Delaney Olistar, Katelynn Walker, Heidey Hanks, Micah Odom, Ta'Shirah Reaves.

**Middle (L to R):** Jenna Hebert, Kristen Lebato, Macy Alexander, Alex Chaisson, Cristen Quick, Emily Sullivan, Shelby Rase, Regen Lavergne.

**Bottom (L to R):** Machaela Brabham, Bryce Tramonte, Laneacia Ford, Emily Kelty, Jenae Dykes, Kellee Shaheen, Morgan Clay, Cersten Bradley.

# BRIAN BRIDGEWATER

**F • 6-5 • 265 • SO. • HS**  
**BATON ROUGE, LA.**  
**SCOTLANDVILLE HS**

Will join the team this year after having to sit out the 2013-14 season ... Was able to attend LSU and receive financial aid last season.

#### **PRIOR TO LSU**

MVP of the Top 28 state playoffs for Scotlandville High School in 2013 ... Bridgewater helped Scotlandville to an 80-71 win in overtime in the Class 5A state championship game over Ouachita ... Bridgewater scored 24 points and 13 rebounds ... He was named first team All-State in the classification as selected by the Louisiana Sports Writers Association in 2013 ... Averaged 15.1 points per game and 8.3 rebounds per game ... Also earned Class 2A All-State honors and All-Metro honors at Episcopal, where he played for three seasons ... Led Episcopal to the 2A semifinals in 2011 ... Averaged 23.5 points and 10.1 rebounds during his junior season (2012) ... While at Episcopal, he also started and played on the school's state quarterfinal football team at tight end and wide receiver.

#### **PERSONAL**

Birth date is Nov. 14, 1993 ... Mother is Debra Bridgewater ... Brother Brad was a four-year letterman for LSU in 1998-2000 and 2001-03 ... Brad played on LSU's NCAA Sweet 16 team in 2000 ... Major is sports administration.



# BRANDON EDDLESTONE

**F • 6-8 • 245 • SO. • 1L**  
**SLIDELL, LA.**  
**NORTHSHORE HS**

## FRESHMAN SEASON (2013-14)

Walked-on to the Tiger team ... Played in nine games, averaged 2.1 minutes per game ... Averaged 0.4 points and 0.8 rebounds ... Scored two points against Southeastern Louisiana (11/22) and McNeese State (12/28) ... Two rebounds against UAB (12/21) and McNeese (12/28) ... Played six minutes against McNeese.

## PRIOR TO LSU

Prepped at Northshore High School in Slidell ... Four-year letterman under Coach Joey Tolis ... Named First Team All-District, District MVP, All-State Honorable Mention ... Member of the All-New Orleans Area Boys Large School Team selected by NOLA.com/Times Picayune.

## PERSONAL

Nickname is "Big B" ... Right handed ... Born on April 9, 1995 in New Orleans ... Parents are Kenny and Donna Eddlestone ... One brother, Ken ... Major is finance ... Likes to relax by playing Xbox and hanging out with friends ... Favorite food is pizza ... Favorite celebrity is Will Ferrell ... Favorite professional basketball players are Dwyane Wade, LeBron James and Kevin Garnett .. Favorite NBA team is the Miami Heat.

## TOP CAREER PERFORMANCES

<b>Points:</b>	2	twice
<b>Rebounds:</b>	2	twice
<b>Field Goals Made:</b>	1	twice
<b>Steals:</b>	1	vs. Northwestern State, 11/16/13
<b>Minutes Played:</b>	6	vs. McNeese, 12/28/13

## TOP CAREER SCORING GAMES

1. 2	vs. McNeese State, 12/28/13
1. 2	vs. Northwestern State, 11/16/13

## EDDLESTONE'S GAME-BY-GAME STATISTICS

### 2013-14

OPPONENT	MIN	FG-A	3FG-A	FT-A	REB	PF	A	TO	BLK	STL	PTS
at UMass	1	0-0	0-0	0-0	0	0	0	0	0	0	0
Northwestern St.	3	0-0	0-0	0-0	1	1	0	0	0	1	0
UNO	2	0-1	0-0	0-0	1	0	0	0	0	0	0
Southeastern	3	1-2	0-1	0-0	1	1	0	0	0	0	2
UAB	1	0-0	0-0	0-0	2	0	0	0	0	0	0
McNeese State	6	1-5	0-1	0-0	2	1	0	1	0	0	2
Vanderbilt	1	0-0	0-0	0-0	0	0	0	0	0	0	0
Mississippi State	1	0-0	0-0	0-0	0	0	0	0	0	0	0
Texas A&M	1	0-1	0-0	0-0	0	0	0	0	0	0	0
<b>Totals</b>	<b>19</b>	<b>2-9</b>	<b>0-2</b>	<b>0-0</b>	<b>7</b>	<b>3</b>	<b>0</b>	<b>1</b>	<b>0</b>	<b>1</b>	<b>4</b>

## BRANDON EDDLESTONE'S CAREER STATS

YEAR	GP-GS	MIN/AVG	FG-FGA	PCT.	3FG-FGA	PCT.	FT-FTA	PCT.	REB-AVG	PF-FO	AST	TO	BLK	STL	PTS-AVG
13-14	9-0	19/2.1	2-9	.222	0-2	.000	0-0	.000	7-0.8	3-0	0	1	0	1	4-0.4
<b>Totals</b>	<b>9-0</b>	<b>19/2.1</b>	<b>2-9</b>	<b>.222</b>	<b>0-2</b>	<b>.000</b>	<b>0-0</b>	<b>.000</b>	<b>7-0.8</b>	<b>3-0</b>	<b>0</b>	<b>1</b>	<b>0</b>	<b>1</b>	<b>4-0.4</b>



# AARON EPPS

**F • 6-9 • 208 • FR. • HS**  
**BALL, LA.**  
**TIOGA HS**

## **PRIOR TO LSU**

Played four years of basketball at Tioga for Coach Lance Brasher and was a high jumper for three years on the school track team under Coach Troy Prestridge ... 2014 District Champions in Basketball ... All District in 2012, 2013, 2014 ... All-Cenla second team and honorable mention all-state in 2013 and District MVP, All-Cenla 1st team (MVP), All-State 1st team ... Averaged 22.3 points, 11.2 rebounds and 6.7 blocks as a senior after posting an 18 points-12 rebounds double double as a junior... Four-year honor student in English, Math, Science and Social Studies ... In track was a District and Regional champion in the high jump in 2012 and 2013 and State Runnerup in 2013.

## **PERSONAL**

Born April 28, 1996 in Louisville, Ky. ... Full name Aaron DeVon Epps ... Right handed ... Parents are Toma Epps and Evander Epps, Sr. ... Other members of the family are Evander Epps, Jr., Jamar Green, Aniyah Haymore ... Undecided on a major ... Said coming to LSU "has been my dream school ever since I was eight years old." ... Hobbies include "working on my game." ... Favorite Food is Red Beans and Rice ... Favorite professional basketball player is Kevin Durant and favorite athlete outside basketball is the Saints' Drew Brees ... Favorite NBA team is the New Orleans Pelicans.



# JOSH GRAY

**G • 6-1 • 183 • JR. • JC**  
**LAKE CHARLES, LA.**  
**TEXAS TECH/ODESSA COLLEGE**

## **PRIOR TO LSU**

After leading the national junior college stats in scoring at 34.7 points per game, Gray comes back to his home state from Odessa College in Texas to play for LSU ... Had a good assist-to-turnover ratio of 172 assists-107 turnovers with 82 steals (10th in steals average nationally at 2.7 a game) ... Averaged 5.9 assists per game ... 45.9 percent from the field, 84 treys, 70.9 percent FTs ... Eight games of 40 or more points including 61 vs. Ranger and 63 vs. El Centro ... First Team JC All-America, MVP in conference ... Averaged 24 points, six assists and three steals per game while leading Houston Wheatley High School to the Class 4A playoffs as a senior ... As a junior averaged 20 points per game for Humble Christian Life Center Academy, which finished with a 20-4 record ... Led Washington-Marion (La.) High School to the 2010 Louisiana Class 4A State Semifinals as a sophomore ... Played the 2012-13 season at Texas Tech where he averaged 26.7 minutes per game, 9.3 points, 3.2 assists and 2.5 steals.

## **PERSONAL**

Born on Sept. 9, 1993 in Lake Charles ... Parents are Charnella Robinson and Noah Gray, Sr. ... Has four brothers - Novon, Travon, Joseph and Noah, Jr. ... Lists Kevin Gates, Lil Wayne, Lil Boosie and Webbie as his favorite artists ... Major is interdisciplinary studies ... Favorite food is Gumbo and Dessert Cheese Cake ... Favorite professional basketball player is Derrick Rose and favorite NBA team Chicago Bulls.



# KEITH HORNSBY

**G • 6-4 • 210 • JR. • RS**  
**WILLIAMSBURG, VA.**  
**OAK HILL ACADEMY/UNC ASHEVILLE**

Hornsby was able to practice with the team throughout 2013-14 as he went through his transfer season after coming to LSU from UNC-Asheville. He will have two years eligibility remaining beginning with the 2014-15 season.

## **FRESHMAN AND SOPHOMORE SEASONS** **(2011-12, 2012-13 AT UNC Asheville)**

Played two seasons at UNC Asheville ... As a freshman in 2012, played in all 34 games and earned one start ... Tallied 21 points in home victory over Mars Hill ... 8-of-12 from the field and 3-of-5 from the arc ... Scored 11 points and tied game with three-point play late in regulation at Winthrop ... Third on the team in three-pointers with 15 ... Averaged 4.0 points as a freshman ... In 2013, Hornsby averaged 15.0 points, 4.2 rebounds and 3.1 assists per game, while shooting 37.9 percent from three-point range ... He also shot 92.5 percent from the free-throw line (99-107), second best in Division I ... Made 50 treys with a positive assist-to-turnover ratio of 94 assists to 67 turnovers with 43 steals and an average of 33 minutes a contest ... Started 29 starts as a sophomore.

## **HIGH SCHOOL**

Played at Oak Hill Academy (Va.) ... Began his prep career at Hampton Road Academy in Newport News (Va.) before going to Oak Hill ... Tremendous senior year for Oak Hill team that finished 29-4 overall and was ranked fourth nationally ... Averaged 11.4 points, two assists and three rebounds per game as a senior ... Led the Warriors in three-point shooting at 50.4 percent ... Junior year averaged six points and three assists ... Finished his career with 1,341 points ... Earned academic award for basketball team and was student speaker at graduation ... President of student government.

## **PERSONAL**

Full name is Keith Randall Hornsby ... Born on Jan. 30, 1992 ... Parents are Bruce and Kathy Hornsby ... Father is the Grammy-Award winning musician... One brother, Russell, who runs track at the University of Oregon ... Major is mass communications.



# DARCY MALONE

**G • 7-0 • 245 • SO. • 1L**  
**CANBERRA, AUSTRALIA**  
**ACT ACADEMY OF SPORT**

## TOP CAREER PERFORMANCES

### Points:

6 vs. Southeastern Louisiana, 11/22/13

### Rebounds:

5 twice

### Field Goals Made:

3 vs. Southeastern Louisiana, 11/22/13

### 3 PT FG Game:

1 three times

### Free Throws Made:

1 vs. McNeese State, 12/28/13

### Assists:

1 three times

### Blocks:

1 vs. UNO, 11/19/13

### Steals:

1 vs. McNeese State, 12/28/13

### Minutes Played:

12 twice

## TOP CAREER SCORING GAMES

1. 6 vs. Southeastern Louisiana, 11/22/13

2. 5 vs. Northwestern State, 11/16/13

3. 4 vs. McNeese State, 12/18/13

3. 4 vs. UNO, 11/19/13

5. 3 vs. Texas A&M, 2/26/14

6. 2 vs. Vanderbilt, 1/18/14

6. 2 vs. ULM, 12/14/13





## FRESHMAN SEASON (2013-14)

Played in 19 games, averaging 1.4 points per game and 0.9 rebounds a game ... Averaged 3.8 minutes per game ... Had best of six points against Southeastern (11/22), after a five-point game against Northwestern State (11/16) ... 5 rebounds twice ... Played 12 minutes against both Southeastern and McNeese State (12/28) ... 3-of-7 from the arc, 11-of-20 overall on field goals.

## PRIOR TO LSU

Played for the Canberra Gunners of the ACT Academy of Sports in Australia ... Played for Australia in the FIBA 2012 U17 World Championship Tournament, earning the silver medal ... Coach was Jason Denley ... Team won state and regional championships in 2009 and 2012 ... School lost by two in OT to finish as national runnerup in 2012 ... Averaged 25 points, 19 rebounds and four blocks per game his senior season ... Also participated in track and field high jump, shot put and discus events.

## PERSONAL

Born on Jan. 2, 1995 in Canberra ... Right handed ... Of coming to LSU said, "Great team, great players, great staff, atmosphere and community ... Parents are Angela Maher, Christopher Maher (stepdad) and Anthony Malone (dad) ... Four siblings - Brydie, Riley, Stella and Nena ... His grandfather played Australian Rules Football ... Major is business management ... Likes to watch movies and listen to music and hang with his "mates" ... Favorite food is schnitzel ... Favorite pro basketball player is Chauncey Billups and favorite NBA team is the Detroit Pistons.



## MALONE'S GAME-BY-GAME STATISTICS

2013-14 OPPONENT	MIN	FG-A	3FG-A	FT-A	REB	PF	A	TO	BLK	STL	PTS
Northwestern St.	5	2-2	1-1	0-0	0	0	0	1	0	0	5
UNO	6	2-2	0-0	0-0	5	0	0	0	1	0	4
Southeastern	12	3-3	0-0	0-0	2	3	1	0	0	0	6
vs. Saint Joseph's	5	0-1	0-0	0-0	1	4	1	0	0	0	0
vs. Memphis	0+	0-0	0-0	0-0	0	0	0	0	0	0	0
Louisiana-Monroe	3	1-3	0-1	0-2	0	1	0	0	0	0	2
at Texas Tech	7	0-2	0-1	0-0	2	2	0	0	0	0	0
UAB	4	0-0	0-0	0-0	0	2	0	0	0	0	0
McNeese State	12	1-4	1-2	1-2	5	3	0	2	0	1	4
Rhode Island	3	0-0	0-0	0-0	0	0	0	0	0	0	0
Tennessee	1	0-0	0-0	0-0	0	0	0	0	0	0	0
Vanderbilt	4	1-1	0-0	0-0	0	1	1	0	0	0	2
Arkansas	2	0-0	0-0	0-0	0	3	0	0	0	0	0
at Georgia	2	0-0	0-0	0-0	1	2	0	0	0	0	0
Mississippi State	1	0-1	0-1	0-0	0	0	0	0	0	0	0
Texas A&M	3	1-1	1-1	0-0	1	2	0	2	0	0	3
at Florida	1	0-0	0-0	0-0	0	0	0	0	0	0	0
vs. Alabama (SECT)	1	0-0	0-0	0-0	1	1	0	0	0	0	0
vs. Kentucky (SECT)	1	0-0	0-0	0-0	0	2	0	1	0	0	0
<b>TOTALS</b>	<b>73</b>	<b>11-20</b>	<b>3-7</b>	<b>1-4</b>	<b>18</b>	<b>26</b>	<b>3</b>	<b>6</b>	<b>1</b>	<b>1</b>	<b>26</b>

## DARCY MALONE'S CAREER STATS

YEAR	GP-GS	MIN/AVG	FG-FGA	PCT.	3FG-FGA	PCT.	FT-FTA	PCT.	REB-AVG	PF-FO	AST	TO	BLK	STL	PTS-AVG
13-14	19-0	73-3.8	11-20	.550	3-7	.429	1-4	.250	18-0.9	26-0	3	6	1	1	26-1.4
<b>Totals</b>	<b>19-0</b>	<b>73-3.8</b>	<b>11-20</b>	<b>.550</b>	<b>3-7</b>	<b>.429</b>	<b>1-4</b>	<b>.250</b>	<b>18-0.9</b>	<b>26-0</b>	<b>3</b>	<b>6</b>	<b>1</b>	<b>1</b>	<b>26-1.4</b>

# JARELL MARTIN

**F • 6-10 • 235 • SO. • 1L**  
**BATON ROUGE, LA.**  
**MADISON PREP HS**

## 2014 ALL-SEC FRESHMAN TEAM

### TOP CAREER PERFORMANCES

**Points:**

20 vs. Texas A&M, 2/26/14

**Rebounds:**

10 vs. McNeese State, 12/28/13

**Field Goals Made:**

8 vs. Mississippi State, 2/19/14

**3 PT FG Game:**

4 vs. Texas A&M, 2/26/14

**Free Throws Made:**

7 twice

**Assists:**

4 vs. Kentucky, 3/14/14

**Blocks:**

3 vs. Kentucky, 1/28/14

**Steals:**

5 at South Carolina, 1/11/14

**Minutes Played:**

41 at Kentucky, 2/22/14

### TOP CAREER SCORING GAMES

1. 20 vs. Texas A&M, 2/26/14

1. 20 vs. Mississippi State, 2/19/14

3. 18 at South Carolina, 1/14/14

4. 16 at San Francisco, 3/19/14

5. 15 at Georgia, 2/6/14

5. 15 vs. Arkansas, 2/1/14

5. 15 vs. Saint Joseph's, 11/28/13

8. 14 at Ole Miss, 1/15/14

8. 14 vs. McNeese State, 12/28/13

10. 13 vs. Georgia, 3/8/14



## FRESHMAN SEASON (2013-14)

Started 25 of LSU's 34 games, averaging 10.3 points, 4.6 rebounds and 26.2 minutes per contest ... Ranked ninth in the SEC among freshmen in scoring, seventh among SEC frosh in rebounding ... Averaged 11.4 points per game in SEC action with 12 of his 18 double figure scoring games coming in SEC play .... One of three freshmen to start LSU's season opener at UMass (11/12), first time since national semifinal in 2006 ... Unfortunately, injured his right ankle on LSU's opening possession forcing him to miss the remainder of that game and the next two .... First double figure game of college career came in Old Spice Classic Opener against Saint Joseph's, playing 23 minutes and hitting 4-of-5 field goals and 5-of-5 from the free throw line in scoring 15 points ... Scored 20 points versus Texas A&M (2/26) and versus Mississippi State (2/19) ... Posted 18 at South Carolina (1/14) ... Started 15-of-the-final-16 games, excluding senior night when he came off the bench ... Hit 13-of-his-27 made treys over the final 10 games ... 62-of-90 from the free throw line (68.9%) ... One double double of 14 points, 10 rebounds versus McNeese (12/28).

## PRIOR TO LSU

Winner of the 2013 Farm Bureau/Mr. Basketball award given annually by the Louisiana Sports Writers Association to the top player in the state of Louisiana ... Averaged 26.3 points, 14.8 rebounds, 4.7 assists and 4.1 blocked shots ... One of the nation's top prospects in the recruiting class of 2012-13 ... Led Madison Prep to the state semifinals in 2012 and to the school's first state title in Class B in 2013 ... High school basketball Coach was Jeffery Jones ... Martin was also named Class B Player of the Year by the Louisiana Association of Basketball Coaches in 2011 and 2012 ... Martin had 10 points in the McDonald's All-Star Game and a dunk that was rated third best "play of the day" on ESPN SportsCenter.

## PERSONAL

Born May 24, 1994 ... Nicknames are "Slim" or "Rell" ... Mom is Joyce Veal ... Three other siblings ... Major is sports administration ... Hobbies include working out and watching movies ... Favorite food is pizza and dessert he listed "Brownies and Ice Cream" ... Came to LSU because "it is home where my family and friends can come watch" ... Favorite TV Show is "Family Guy" ... Favorite professional basketball player is LeBron James ... Favorite NBA team is Miami Heat.



## MARTIN'S GAME-BY-GAME STATISTICS

2013-14 OPPONENT	MIN	FG-A	3FG-A	FT-A	REB	PF	A	TO	BLK	STL	PTS
At UMass	1	0-1	0-0	0-0	0	0	0	0	0	0	0
Southeastern	16	3-8	0-3	1-3	1	2	0	3	1	0	7
vs. Saint Joseph's	23	4-5	2-3	5-5	3	3	1	2	0	2	15
vs. Memphis	31	3-5	0-1	1-1	4	2	0	2	0	0	7
vs. Butler	31	5-12	0-1	2-2	7	4	0	2	1	1	12
Louisiana-Monroe	20	1-6	1-2	0-2	3	2	0	1	2	0	3
at Texas Tech	18	1-3	0-2	0-0	3	4	1	3	0	0	2
UAB	25	5-13	2-3	0-0	2	3	1	1	1	0	12
McNeese State	26	4-10	2-5	4-4	10	2	2	3	0	0	14
Rhode Island	18	2-2	1-1	3-4	2	3	1	2	1	1	8
Tennessee	27	2-8	0-1	1-2	3	0	0	0	1	1	5
at South Carolina	21	5-6	1-1	7-8	6	4	0	2	1	5	18
at Ole Miss	28	5-12	0-2	4-6	7	2	0	2	0	2	14
Vanderbilt	21	4-7	0-1	3-3	5	0	0	2	1	0	11
Missouri	17	2-4	0-0	1-2	4	4	0	1	1	0	5
at Alabama	17	2-5	1-1	1-2	6	2	0	4	1	1	6
Kentucky	31	4-7	1-3	0-2	3	3	1	0	3	2	9
Arkansas	34	6-13	2-4	1-2	5	2	2	3	1	0	15
at Georgia	37	4-12	1-3	6-7	3	4	0	2	1	1	15
Auburn	29	5-11	0-3	1-2	8	4	1	0	1	1	11
at Texas A&M	31	2-9	0-4	7-10	6	1	0	0	1	1	11
at Arkansas	19	4-6	0-2	0-2	4	4	0	2	0	0	8
Mississippi State	35	8-11	2-3	2-2	8	2	2	0	0	1	20
at Kentucky	41	4-7	0-2	1-2	3	1	3	1	0	1	9
Texas A&M	31	7-9	4-5	2-3	7	3	0	2	1	1	20
at Florida	30	4-9	2-5	2-4	6	3	2	3	0	1	12
at Vanderbilt	26	2-8	0-4	0-0	5	3	0	0	0	1	4
Georgia	30	4-9	0-4	5-5	4	5	2	2	1	0	13
vs. Alabama (SECT)	34	4-8	1-1	1-2	3	2	3	1	0	2	10
vs. Kentucky (SECT)	29	4-7	1-2	0-0	2	4	4	1	0	0	9
at USF (NIT)	25	7-11	1-3	1-1	6	0	0	4	2	0	16
at SMU (NIT)	35	4-13	2-6	0-2	7	0	3	1	0	2	10
<b>TOTALS</b>	<b>837</b>	<b>121-257</b>	<b>27-81</b>	<b>62-90</b>	<b>146</b>	<b>78</b>	<b>29</b>	<b>52</b>	<b>22</b>	<b>27</b>	<b>331</b>

## JARELL MARTIN'S CAREER STATS

YEAR	GP-GS	MIN/AVG	FG-FGA	PCT.	3FG-FGA	PCT.	FT-FTA	PCT.	REB-AVG	PF-FO	AST	TO	BLK	STL	PTS-AVG
13-14	32-25	837-26.2	121-257	.471	27-81	.333	62-90	.689	146-4.6	78-1	29	52	22	27	331-10.3
<b>Totals</b>	<b>32-25</b>	<b>837-26.2</b>	<b>121-257</b>	<b>.471</b>	<b>27-81</b>	<b>.333</b>	<b>62-90</b>	<b>.689</b>	<b>146-4.6</b>	<b>78-1</b>	<b>29</b>	<b>52</b>	<b>22</b>	<b>27</b>	<b>331-10.3</b>

# JORDAN MICKEY

**F • 6-8 • 235 • SO. • 1L**  
**DALLAS, TEXAS**  
**PRIME PREP ACADEMY**

**COACHES ALL-SEC SECOND TEAM, 2014**  
**ALL-SEC FRESHMAN TEAM, 2014**  
**ALL-SEC DEFENSIVE TEAM, 2014**  
**LSWA LOUISIANA FRESHMAN OF THE YEAR, 2014**  
**LSWA ALL-LOUISIANA SECOND TEAM, 2014**

## TOP CAREER PERFORMANCES

### Points:

25 vs. ULM, 12/14/13

### Rebounds:

13 three times

### Field Goals Made:

10 Rhode Island, 1/4/14

### Free Throws Made:

11 vs. Mississippi State, 2/19/14

### Assists:

3 four times

### Blocks:

7 at Ole Miss, 1/15/14

### Steals:

3 two times

### Minutes Played:

41 at Ole Miss, 1/15/14

## TOP CAREER SCORING GAMES

1. 25 vs. ULM, 12/14/13

2. 22 vs. Arkansas, 2/1/14

3. 21 vs. Rhode Island, 1/4/14

4. 19 vs. Mississippi State, 2/19/14

4. 19 at Georgia, 2/6/14

6. 17 vs. Southeastern Louisiana, 11/22/13

7. 16 vs. UNO, 11/19/13

8. 14 8 times



## FRESHMAN SEASON (2013-14)

Stared all 34 games ... Nine-double doubles, third in the SEC this past season ... Averaged 12.7 points per game, 7.9 rebounds and 3.1 blocks per game ... Scored in double figures in 26 of the 34 games ... Led the league in block average and became just the second player in LSU men's basketball history to block 100 shots in a season, joining Shaquille O'Neal ... Fourth best total (106) for a season at LSU ... One of 11 players in SEC history to have blocked at least 100 shots in a season in the league ... Already seventh in career blocks at LSU ... Made 171-of-321 shots this season, 53.3% for the season, second in the SEC ... Nine games of 5 blocks or more in a game, topped by 6 vs. Northwestern State (11/16), 7 at Ole Miss (1/15), 6 vs. Arkansas (2/1) ... Topped 20 points three times - 25 vs. ULM (12/14), 22 vs. Arkansas (2/1), 21 vs. Rhode Island (1/4) ... Had 13 rebounds on three occasions ... 11 games with double figure rebounds ... Made 11-of-12 free throws vs. Miss. State (2/19), part of a series of games when he was 25-of-29 at the line ... Finished the season 91-of-131 (69.5%) ... One of three freshmen to start the opener against UMass (11/12), first time since the national semifinal vs. UCLA in 2006 that three freshman started a game ... Named SEC Freshman of the Week on three occasions during the 2013-14 season ... First LSU player to start his career with three consecutive double doubles since Storm Warren (2009-10) ... Averaged 32.8 minutes a game.

## PRIOR TO LSU

Consensus four-star recruit who played his senior season at Prime Prep Academy for Coach Ray Forsett after playing at Arlington Grace Prep ... Averaged 16 points and 10 rebounds, with two blocks ... Grace Prep won the state Texas championship his junior season.

## PERSONAL

Born July 9, 1994 ... Nickname is "JMick" ... Right handed ... Listed "The Atmosphere" as the influence to come to LSU ... Parents are James Wright, Torand Hunter ... Major is sports administration ... Likes to "go to movies" to relax ... Favorite food is Mexican ... Favorite NBA player is Kevin Durant of the Oklahoma City Thunder.



## MICKEY'S GAME-BY-GAME STATISTICS

2013-14 OPPONENT	MIN	FG-A	3FG-A	FT-A	REB	PF	A	TO	BLK	STL	PTS
At UMass	38	6-14	0-0	2-3	10	4	1	2	5	0	14
Northwestern St.	30	4-7	0-0	2-4	13	2	3	2	6	1	10
New Orleans	32	4-12	0-1	8-10	11	3	2	4	3	2	16
Southeastern	29	8-10	0-0	1-2	5	1	0	3	5	2	17
vs. Saint Joseph's	35	7-11	0-0	0-0	10	3	1	3	0	0	14
vs. Memphis	34	5-6	0-0	0-0	6	4	1	4	4	1	10
vs. Butler	36	5-10	0-0	2-3	6	1	0	1	3	0	12
Louisiana-Monroe	32	9-13	0-1	7-9	9	2	1	4	5	0	25
at Texas Tech	18	2-6	0-1	1-1	6	4	0	1	1	0	5
UAB	30	6-10	0-0	0-0	6	0	2	5	4	0	12
McNeese State	26	2-4	0-0	7-7	7	2	2	3	3	0	11
Rhode Island	36	10-15	0-0	1-1	4	1	0	0	4	3	21
Tennessee	32	7-10	0-0	0-0	4	1	3	2	5	1	14
at South Carolina	27	6-10	0-0	1-2	4	4	0	4	1	1	13
at Ole Miss	41	1-5	0-0	0-1	5	1	1	0	7	0	2
Vanderbilt	26	6-12	0-0	1-3	5	3	1	1	1	1	13
Missouri	31	5-8	0-0	4-4	13	0	0	3	5	1	14
at Alabama	32	5-11	0-0	1-2	6	0	0	1	2	0	11
Kentucky	37	5-8	0-0	4-6	6	1	1	2	5	1	14
Arkansas	35	9-17	0-0	4-4	11	1	2	2	6	1	22
at Georgia	39	7-9	0-0	5-10	8	4	1	1	2	1	19
Auburn	32	4-11	0-0	6-9	10	4	0	4	3	0	14
at Texas A&M	37	5-8	0-0	3-4	7	3	1	2	2	0	13
at Arkansas	29	2-6	0-0	4-5	10	4	2	4	2	0	8
Mississippi State	30	4-6	0-0	11-12	4	1	3	7	2	3	19
at Kentucky	39	2-9	0-0	7-8	0	2	0	1	1	1	11
Texas A&M	30	4-7	0-1	0-0	6	0	0	1	5	0	8
at Florida	30	7-13	0-0	0-0	10	2	0	1	2	0	14
at Vanderbilt	34	2-8	0-0	1-3	9	3	0	2	2	0	5
Georgia	36	3-9	0-0	3-7	8	2	1	1	0	0	9
vs. Alabama (SECT)	32	4-6	0-0	1-2	11	2	1	0	3	0	9
vs. Kentucky (SECT)	39	5-11	0-0	2-4	13	3	1	3	2	0	12
at USF (NIT)	35	4-8	0-0	0-2	8	3	3	1	1	0	8
at SMU (NIT)	37	6-11	0-1	2-3	7	3	2	3	4	1	14
<b>TOTALS</b>	<b>1116</b>	<b>171-321</b>	<b>0-5</b>	<b>91-131</b>	<b>267</b>	<b>74</b>	<b>36</b>	<b>78</b>	<b>106</b>	<b>21</b>	<b>433</b>

## JORDAN MICKEY'S CAREER STATS

YEAR	GP-GS	MIN/AVG	FG-FGA	PCT.	3FG-FGA	PCT.	FT-FTA	PCT.	REB-AVG	PF-FO	AST	TO	BLK	STL	PTS-AVG
13-14	34-34	1116/32.8	171-321	.533	0-5	.000	91-131	.695	267-7.9	74-0	36	78	106	21	433-12.7
<b>Totals</b>	<b>34-34</b>	<b>1116/32.8</b>	<b>171-321</b>	<b>.533</b>	<b>0-5</b>	<b>.000</b>	<b>91-131</b>	<b>.695</b>	<b>267-7.9</b>	<b>74-0</b>	<b>36</b>	<b>78</b>	<b>106</b>	<b>21</b>	<b>433-12.7</b>

# JOHN ODO

**F • 6-10 • 245 • SR. • 1L**  
**LAGOS, NIGERIA**  
**FALOMA HS/HILL JC (TEXAS)**

## TOP CAREER PERFORMANCES

### Points:

7 vs. Northwestern State, 11/16/13

### Rebounds:

8 vs. Northwestern State, 11/16/13

### Field Goals Made:

3 vs. Northwestern State, 11/16/13

### Free Throws Made:

2 two times

### Blocks:

3 vs. New Orleans, 11/19/13

### Steals:

1 four times

### Minutes Played:

21 at Texas Tech, 12/18/13

## TOP CAREER SCORING GAMES

1. 7 vs. Northwestern State, 11/16/13

2. 4 at Arkansas, 2/15/14

2. 4 at Texas Tech, 12/18/13

4. 2 at Kentucky, 2/22/14

4. 2 at Alabama, 1/25/14


4. 2 vs. Vanderbilt, 1/18/14

4. 2 vs. UAB, 12/21/13

4. 2 vs. Southeastern Louisiana, 11/22/13

4. 2 vs. UNO, 11/19/13

10. 1 vs. McNeese, 12/28/13



## FRESHMAN SEASON (2013-14)

Played in 28 games, averaging 5.2 minutes per game ... Scored 1.0 points per game and averaged 1.4 rebounds a contest ... Scored 7 points in 13 minutes, hitting 3-of-6 field goals and a free throw with season best eight rebounds as well against Northwestern State (11/16) ... Was 11-of-18 from the field for the season (61.1%) ... Had three blocks in the game against UNO (11/19) ... Scored in 10 games.

## PRIOR TO LSU

Earned honorable mention junior college All-American honors in 2012 at Hill College, averaging 12.4 points and 14.3 rebounds a game ... Came to LSU in January 2013 after graduating from Hill and was able to practice with the team during the spring 2013 semester ... Member of the Region V All-Region team ... His rebound average led the junior college national stats (14.276) ... Third in the nation in blocks per game in 2011-12 (4.690) ... Second team All-Great Rivers Athletic Conference in 2011; First Team in 2012.

## PERSONAL

Full name is John Ikechukwu Odo ... Left handed ... Born on Aug. 1, 1990 ... Parents are Blessing and Joseph Odo ... One older brother, Earnest; and, three sisters - Malaeh, Juliet, Hilary ... Favorite food is pizza ... Favorite pro basketball player LeBron James ... Favorite NBA team is Miami Heat ... Major at LSU is interdisciplinary studies.



## ODO'S GAME-BY-GAME STATISTICS

2013-14 OPPONENT	MIN	FG-A	3FG-A	FT-A	REB	PF	A	TO	BLK	STL	PTS
at UMass	3	0-0	0-0	0-1	1	3	0	0	0	0	0
Northwestern St.	13	3-6	0-0	1-2	8	1	0	2	0	1	7
UNO	11	1-1	0-0	0-0	2	0	0	1	3	0	2
Southeastern	4	0-0	0-0	2-2	1	1	0	1	0	0	2
vs. Saint Joseph's	8	0-0	0-0	0-0	2	2	0	0	1	0	0
vs. Memphis	6	0-0	0-0	0-0	3	2	0	1	0	0	0
Louisiana-Monroe	7	0-0	0-0	0-0	1	0	0	0	0	1	0
at Texas Tech	21	2-2	0-0	0-0	6	3	0	1	0	0	4
UAB	11	0-1	0-0	2-2	2	0	0	0	0	1	2
McNeese State	6	0-0	0-0	1-2	2	1	0	0	1	0	1
Rhode Island	3	0-0	0-0	0-0	3	0	0	0	0	0	0
Tennessee	4	0-1	0-0	0-0	0	0	0	0	0	0	0
at South Carolina	5	0-0	0-0	0-0	1	0	0	0	0	0	0
at Ole Miss	1	0-0	0-0	0-0	0	0	0	0	0	0	0
Vanderbilt	1	1-2	0-0	0-0	1	0	0	0	0	0	2
at Alabama	4	1-1	0-0	0-0	2	3	0	0	0	0	2
Arkansas	1	0-0	0-0	0-0	1	1	0	0	0	0	0
at Georgia	5	0-0	0-0	0-0	1	1	0	0	0	0	0
at Texas A&M	1	0-0	0-0	0-0	0	0	0	0	0	0	0
at Arkansas	9	2-2	0-0	0-0	1	1	0	1	1	0	4
Mississippi State	3	0-0	0-0	0-0	0	1	0	0	0	0	0
at Kentucky	5	1-1	0-0	0-0	0	0	0	1	1	0	2
Texas A&M	2	0-0	0-0	0-2	0	2	0	0	0	0	0
at Florida	4	0-1	0-0	0-0	0	1	0	0	0	1	0
vs. Alabama (SECT)	1	0-0	0-0	0-0	0	0	0	0	0	0	0
vs. Kentucky (SECT)	1	0-0	0-0	0-0	0	2	0	0	0	0	0
at San Fran (NIT)	2	0-0	0-0	0-0	0	0	0	0	0	0	0
at SMU (NIT)	3	0-0	0-0	0-0	0	0	0	0	0	0	0
<b>TOTALS</b>	<b>145</b>	<b>11-18</b>	<b>0-0</b>	<b>6-11</b>	<b>38</b>	<b>25</b>	<b>0</b>	<b>8</b>	<b>7</b>	<b>4</b>	<b>28</b>

## JOHN ODO'S CAREER STATS

YEAR	GP-GS	MIN/AVG	FG-FGA	PCT.	3FG-FGA	PCT.	FT-FTA	PCT.	REB-AVG	PF-FO	AST	TO	BLK	STL	PTS-AVG
13-14	28-0	145-5.2	11-18	.611	0-0	.000	6-11	.545	38-1.4	25-0	0	8	7	4	28-1.0
<b>Totals</b>	<b>28-0</b>	<b>145-5.2</b>	<b>11-18</b>	<b>.611</b>	<b>0-0</b>	<b>.000</b>	<b>6-11</b>	<b>.545</b>	<b>38-1.4</b>	<b>25-0</b>	<b>0</b>	<b>8</b>	<b>7</b>	<b>4</b>	<b>28-1.0</b>

# JALYN PATTERSON

**G • 6-0 • 175 • FR. • HS**  
**ALPHARETTA, GEORGIA**  
**MONTVERDE ACADEMY**

## **PRIOR TO LSU**

Point guard at Montverde for Coach Kevin Boyle as the team captured one state championship and two ESPN national championships ... Team was No. 1 in the nation in many of the polls after going 28-0 and winning the National High School Championship for the second straight year ... In 2013, Patterson hit the game-winning 3-pointer last April when Montverde beat Tyler Ennis and St. Benedict's Prep in the National Invitational Final ... He also over the summer played point guard with the Atlanta Celtics.

## **PERSONAL**

Born on Nov. 15, 1995 ... Right handed ... Nickname "Jay" ... Said he came to LSU because "it would be a place where I can improve my game in the next four years" ... Mother is Leah Patterson ... Brother Jordan (20), two sisters - Jada (16), Aniyah (9) ... Major is sports administration ... Favorite foods are pizza and chicken ... Favorite basketball players are LeBron James and Kyrie Irving while Peyton Manning is his favorite athlete outside basketball.





# TIM QUARTERMAN

**G • 6-6 • 187 • SO. • 1L**  
**SAVANNAH, GA.**  
**JOHNSON HS**

## TOP CAREER PERFORMANCES

### Points:

12 vs. Alabama (SECT), 3/13/14

### Rebounds:

8 vs. Vanderbilt, 1/18/14

### Field Goals Made:

5 vs. Alabama, 3/13/14

### 3 PT FG Game:

2 twice

### Free Throws Made:

3 vs. New Orleans, 11/19/13

### Assists:

9 vs. UAB, 12/21/13

### Blocks:

2 vs. Missouri, 1/21/14

### Steals:

3 vs. McNeese State, 12/28/13

### Minutes Played:

24 New Orleans, 11/19/13

## TOP CAREER SCORING GAMES

1. 12 vs. Alabama (SECT), 3/13/14

2. 9 vs. UAB, 12/21/13

3. 7 vs. Vanderbilt, 1/18/14

4. 5 vs. Auburn, 2/8/14

4. 5 vs. New Orleans, 11/19/13

4. 5 at UMass, 11/12/13

7. 4 at Georgia, 2/6/14

7. 4 vs. Tennessee, 1/7/14

7. 4 vs. Southeastern Louisiana, 11/22/13

10. 3 4 times



## FRESHMAN SEASON (2013-14)

Started three games this past season ... Averaged 12.3 minutes a game, however in four post-season games played 56 minutes ... Averaged 2.5 points per game, 1.8 rebounds and 1.5 assists per game ... Best game came in the SEC Tournament Second Round against Alabama when he scored 12 points in 12 minutes, hitting 5-of-8 field goals, including two treys ... Had 9 points against UAB (12/21), hitting two treys ... Also had 9 assists in the UAB game (12/21) (most by an SEC player this season in a non-conference game) ... Had 8 rebounds against Vanderbilt (1/18) ... Positive assist-to-turnover ratio of 49 assists to 35 turnovers with 24 steals ... Made 10 three-pointers.

## PRIOR TO LSU

Named regional player of the year in Georgia three straight seasons in Region 1-AAA ... Named the Class AAA state player of the year by the Georgia Sportswriters' Association and the Atlanta Journal Constitution ... For two years, Quarterman was selected as the Savannah Morning News Player of the Year ... Led the Johnson HS Atom Smashers to the Class AAA state title as a senior, scoring a game-high 21 points in the championship game ... Averaged 19.5 points, 6.2 rebounds, 5.1 assists and 3.4 steals per game ... Scored 35 points in a loss to national power Oak Hill Academy ... 17.3 points per game as a junior ... High School Coach was Utaff Gordon.

## PERSONAL

Nickname is "Puncho" ... Born on Oct. 27, 1994 in Savannah ... Mom is Melissa Quarterman ... Major is sports administration ... Favorite food is chicken ... Favorite NBA players are Tracy McGrady, Penny Hardaway, Kevin Durant.



## QUARTERMAN'S GAME-BY-GAME STATISTICS

2013-14 OPPONENT	MIN	FG-A	3FG-A	FT-A	REB	PF	A	TO	BLK	STL	PTS
At UMass	18	2-4	1-1	0-1	3	3	1	0	1	0	5
Northwestern St.	11	0-3	0-2	1-2	1	2	0	2	0	1	1
New Orleans	24	1-8	0-3	3-6	5	2	5	0	0	2	5
Southeastern	18	2-6	0-4	0-0	4	2	4	1	0	0	4
vs. Saint Joseph's	9	0-2	0-2	2-2	2	0	2	0	0	1	2
vs. Memphis	4	1-1	1-1	0-0	1	1	0	3	0	1	3
vs. Butler	13	0-2	0-2	0-0	2	2	0	2	0	1	0
Louisiana-Monroe	16	1-3	0-1	1-2	1	2	2	3	0	1	3
at Texas Tech	5	1-3	0-1	0-0	0	2	1	0	1	1	2
UAB	22	3-5	2-3	1-2	1	4	9	0	0	2	9
McNeese State	18	0-5	0-2	0-0	1	1	3	2	0	3	0
Rhode Island	5	0-0	0-0	0-0	0	1	0	0	0	1	0
Tennessee	12	2-5	0-2	0-0	0	2	1	2	0	2	4
at South Carolina	11	1-5	1-1	0-0	2	4	2	1	0	0	3
at Ole Miss	6	0-1	0-0	1-4	2	0	0	2	0	0	1
Vanderbilt	21	2-6	1-3	2-2	8	2	2	2	0	0	7
Missouri	15	1-5	0-2	0-0	3	2	3	1	2	1	2
at Alabama	8	1-3	0-0	0-0	1	1	0	1	0	1	2
Kentucky	8	0-1	0-0	1-2	1	1	1	0	0	0	1
Arkansas	9	0-0	0-0	0-0	1	1	2	1	0	1	0
at Georgia	9	2-4	0-1	0-0	0	2	1	0	0	1	4
Auburn	11	1-2	1-2	2-4	1	1	2	0	1	0	5
at Texas A&M	12	0-3	0-2	0-0	2	1	1	2	0	0	0
at Arkansas	11	0-2	0-1	0-0	2	2	1	3	0	1	0
Mississippi State	19	1-4	0-2	0-0	5	4	1	4	1	0	2
Texas A&M	9	0-1	0-0	0-0	1	1	2	0	0	0	0
at Florida	6	0-3	0-1	0-0	3	0	1	1	0	0	0
at Vanderbilt	9	0-3	0-0	0-0	1	0	0	0	0	0	0
Georgia	10	0-1	0-1	0-0	0	0	0	0	1	1	0
vs. Alabama (SECT)	12	5-8	2-3	0-0	3	0	0	1	1	0	12
vs. Kentucky (SECT)	11	0-3	0-2	1-2	4	2	0	0	0	0	1
at USF (NIT)	15	1-3	1-3	0-0	0	0	0	0	0	2	3
at SMU (NIT)	18	0-1	0-0	2-2	0	3	2	0	0	1	2
<b>TOTALS</b>	<b>405</b>	<b>28-106</b>	<b>10-48</b>	<b>17-31</b>	<b>61</b>	<b>51</b>	<b>49</b>	<b>35</b>	<b>8</b>	<b>24</b>	<b>83</b>

## TIM QUARTERMAN'S CAREER STATS

YEAR	GP-GS	MIN/AVG	FG-FGA	PCT.	3FG-FGA	PCT.	FT-FTA	PCT.	REB-AVG	PF-FO	AST	TO	BLK	STL	PTS-AVG
13-14	33-3	405/12.3	28-106	.264	10-48	.208	17-31	.548	61-1.8	51-0	49	35	8	24	83-2.5
<b>Totals</b>	<b>33-3</b>	<b>405/12.3</b>	<b>28-106</b>	<b>.264</b>	<b>10-48</b>	<b>.208</b>	<b>17-31</b>	<b>.548</b>	<b>61-1.8</b>	<b>51-0</b>	<b>49</b>	<b>35</b>	<b>8</b>	<b>24</b>	<b>83-2.5</b>

# ELBERT ROBINSON III

**C • 7-1 • 270 • FR. • HS**  
**GARLAND, TEXAS**  
**LAKEVIEW CENTENNIAL HS**

## **PRIOR TO LSU**

Despite collapsing defenses, Robinson still averaged 11.7 points, 10.9 rebounds and 4.1 blocks per game his senior season, earning District MVP and Defensive Player of the Year honors ... All-State Class 5A by the Texas Association of Basketball Coaches .... Four-year-letterman for J. T. Locklear ... Averaged 14 points, 12.5 rebounds and six blocks as a junior at Lakeview.

## **PERSONAL**

Born on Oct. 14, 1994 ... Left handed ... Nickname is "ER3" or "Big E" ... Came to LSU because "Great coaching staff and campus was a place I've always dreamed of playing." ... Father is Elbert Robinson, Jr. and step mother Angelo Robinson ... One sister, Ashley ... Major is sports administration ... Favorite food is Chicken and dessert cheese cake .... Favorite singer is Drake ... Favorite professional basketball player is LSU icon Shaquille O'Neal ... Favorite athlete outside basketball is sprinter Usain Bolt ... Favorite NBA team Washington Wizards.



# HENRY SHORTLESS

**G • 5-9 • 163 • SO. • 1L**  
**BATON ROUGE, LA.**  
**UNIVERSITY HS**

## FRESHMAN SEASON (2013-14)

Walk-on who played in seven games ... Scored three points, hitting a three in the UAB game (12/21) ... Recorded assists in the game with UNO (11/19) and McNeese State (12/28) ... Played 15 total minutes ... Big help to the team in practice and scout team preparation for opponents during the season.

## PRIOR TO LSU

Prepped at University Lab School on the LSU campus ... Shooting guard for Coach Joe Spencer for four years at U-High and four-year letter winner in tennis for coach John Wahlborg ... Earned two-time first team All-District honors in basketball and was a two-time All-Metro selection in tennis ... In his senior year at U-High averaged 10.2 points per game, making 43 percent of his three-pointers and 94% of his free throws.

## PERSONAL

Born on Feb. 23, 1995 ... Right Handed ... Parents are John and Paula Shortess ... Sister, Abby; Brother, Eli ... Major at LSU is business management ... Member of the National Honor Society at U-High ... Likes to play golf and listen to music to relax ... Favorite food is red beans and rice and favorite celebrity is Will Ferrell ... Favorite professional basketball player is Chris Paul and favorite NBA team the state's New Orleans Pelicans.

## TOP CAREER PERFORMANCES

<b>Points:</b>	3	vs. UAB, 12/21/13
<b>Field Goals Made:</b>	1	vs. UAB, 12/21/13
<b>3 PT FG Game:</b>	1	vs. UAB, 12/21/13
<b>Assists:</b>	1	twice
<b>Steals:</b>	1	McNeese State, 12/28/13
<b>Minutes Played:</b>	6	vs. McNeese State, 12/28/13

## TOP CAREER SCORING GAMES

1. 3	vs. UAB, 12/21/13
------	-------------------

## SHORTLESS' GAME-BY-GAME STATISTICS

### 2013-14

OPPONENT	MIN	FG-A	3FG-A	FT-A	REB	PF	A	TO	BLK	STL	PTS
New Orleans	2	0-2	0-2	0-0	0	1	1	0	0	0	0
Southeastern	3	0-2	0-0	0-0	0	0	0	1	0	0	0
UAB	1	1-1	1-1	0-0	0	0	0	0	0	0	3
McNeese State	6	0-1	0-1	0-0	0	0	1	1	0	1	0
Vanderbilt	1	0-0	0-0	0-0	0	0	0	1	0	0	0
Mississippi State	1	0-0	0-0	0-0	0	0	0	0	0	0	0
Texas A&M	1	0-0	0-0	0-0	0	0	0	0	0	0	0
<b>Totals</b>	<b>15</b>	<b>1-6</b>	<b>1-4</b>	<b>0-0</b>	<b>0</b>	<b>1</b>	<b>2</b>	<b>3</b>	<b>0</b>	<b>1</b>	<b>3</b>

## HENRY SHORTLESS' CAREER STATS

YEAR	GP-GS	MIN/AVG	FG-FGA	PCT.	3FG-FGA	PCT.	FT-FTA	PCT.	REB-AVG	PF-FD	A	TO	BLK	STL	PTS-AVG
13-14	7-0	15/2.1	1-6	.167	1-4	.250	0-0	.000	0-0.0	1-0	2	3	0	1	3-0.4
<b>Totals</b>	<b>7-0</b>	<b>15/2.1</b>	<b>1-6</b>	<b>.167</b>	<b>1-4</b>	<b>.250</b>	<b>0-0</b>	<b>.000</b>	<b>0-0.0</b>	<b>1-0</b>	<b>2</b>	<b>3</b>	<b>0</b>	<b>1</b>	<b>3-0.4</b>



# CARLTON SPEIGHT



**G • 6-4 • 200 • FR. • HS • SLIDELL, LA. • HARDING ACADEMY (MEMPHIS)**

Selected as a walk-on for the 2014-15 men's basketball season.

#### **PRIOR TO LSU**

All-District and All-Region at Harding Academy of Memphis ... Honor Roll student, who earned two letters for Coach Kevin Starks, scored 13 points and 7 rebounds per game.

#### **PERSONAL**

Born on Sept. 27, 1996 ... Right handed ... Parents are Debra and Luther Speight ... One brother, Luther IV ... Anticipated major is biology ... Calls LSU his "favorite school my whole life" ... Favorite professional Basketball Player is Chris Paul and favorite professional athlete is Drew Brees of the Saints ... Makes sense his favorite NBA team is the Pelicans.

# ANTONIO ROBINSON



**G • 6-1 • 170 • SR. • TR • BOSSIER CITY, LA. • PARKWAY HS/MCPHERSON COLLEGE**

Selected as a walk-on for the 2014-15 men's basketball season.

#### **PRIOR TO LSU**


Played point guard for Coach Brian Rayner for four years at Parkway ... Member of the school honor roll and the Class 4A All-District Academic team ... Averaged 12 points, four assists and four rebounds ... Signed with McPherson College in Kansas for the 2010-11 season before transferring to LSU ... Has been a practice player in the past for the LSU women's basketball team.

#### **PERSONAL**


Born on Nov. 23, 1991 - Right handed ... Theresa Robinson and Charles Maury ... Siblings Jamario Robinson and Tatjana Maury ... Major is interdisciplinary studies ... Favorite pro team is the Lakers and favorite NBA player is Kobe Bryant.

**1****Jarell Martin**

F • 6-10 • 235 • So.  
Baton Rouge, La.  
Madison Prep HS

**3****Elbert Robinson III**


C • 7-1 • 270 • Fr.  
Garland, Texas  
Lakeview Centennial HS

**4****Keith Hornsby**


G • 6-4 • 210 • Jr.  
Williamsburg, Virginia  
Oak Hill Academy/UNC  
Asheville

**5****Josh Gray**


G • 6-1 • 183 • Jr.  
Lake Charles, La.  
Wheatley HS/Odessa CC

**10****Henry Shortess**

G • 5-9 • 163 • So.  
Baton Rouge, La.  
University HS

**13****Antonio Robinson**

G • 6-1 • 170 • Sr.  
Bossier City, La.  
Parkway HS/McPherson  
College

**15****Jalyn Patterson**


G • 6-0 • 175 • Fr.  
Alpharetta Ga.  
Montverde Academy

**20****Brian Bridgewater**


F • 6-5 • 265 • So.  
Baton Rouge, La.  
Scotlandville HS

**21****Aaron Epps**

F • 6-9 • 208 • Fr.  
Ball, La.  
Tioga HS

**22****Darcy Malone**

C • 7-0 • 245 • So.  
Canberra, Australia  
ACT Academy of Sports

**25****Jordan Mickey**

F • 6-8 • 235 • So.  
Dallas, Texas  
Prime Prep Academy

**31****John Odo**

F • 6-10 • 245 • Sr.  
Lagos, Nigeria  
Faloma HS/Hill JC

**32****Carlton Speight**

G • 6-4 • 200 • Fr.  
Slidell, La.  
Hardin Academy (Memphis)

**45****Brandon Eddlestone**

F • 6-8 • 245 • So.  
Slidell, La.  
Northshore HS

**55****Tim Quarterman**


G • 6-6 • 187 • So.  
Savannah, Ga.  
Johnson HS

**Johnny Jones**

Head Coach  
Third Season  
LSU, '85

**David Patrick**

Assistant Head Coach  
Third Season  
Louisiana-Lafayette, '12

**Eric Musselman**

Associate Coach  
First Season  
San Diego, '87

**Charlie Leonard**

Assistant Coach  
Third Season  
Christian Brothers, '75

**Tom Kelsey**

Director of Operations  
Third Season  
Lipscomb, '86



**Harry Rabenhorst**  
1925-42; 45-57  
29 Seasons  
Record: 340-264



**Dale Morey**  
1942-44  
2 Seasons  
Record: 28-19



**Jess Fatherree**  
1944-45  
1 Season  
Record: 11-7



**A.L. Swanson**  
1944-45  
1 Season  
Record: 4-2



**Jay McCreary**  
1957-65  
8 Seasons  
Record: 82-115



**Frank Truitt**  
1965-66  
1 Season  
Record: 6-20



**Press Maravich**  
1966-72  
6 Seasons  
Record: 76-86



**Dale Brown**  
1972-97  
25 Seasons  
Record: 448-301



**John Brady**  
1997-2008  
11 seasons  
Record: 192-139



**Butch Pierre**  
2007-08  
1 season  
Record: 5-5



**Trent Johnson**  
2008-12  
4 seasons  
Record: 67-64



**Johnny Jones**  
2012-  
2 seasons  
Record: 39-26



**Dale Brown**



**Press Maravich**



**John Brady**

# All Time Coaches Records

## By Chronological Order

YEARS	COACH (ALMA MATER)	SEASONS	GAMES	W-L	PCT.
1908-09	E. R. Wingard (Susquehanna)	1	7	5-2	.714
1909-11	J. W. Mayhew (Brown)	2	15	11-4	.733
1911-13	F. M. Long (Oklahoma)	2	15	6-9	.400
1913-18; 19-20	Dr. C. C. Stroud (Tufts)	6	103	82-21	.796
1918-19	R. E. Edmonds (LSU)	1	1	1-0	1.000
1920-21	Branch Bocock (Georgetown)	1	23	19-4	.826
1921-23	Frank "Tad" Gormley (Loyola)	2	36	25-11	.694
1923-24	"Moon" Ducote (Auburn)	1	20	8-12	.400
1924-25	H. E. "Gob" Wilson (Michigan)	1	17	10-7	.588
1925-42; 46-57	Harry Rabenhorst (Wake Forest)	29	604	340-264	.563
1942-44	Dale Morey (LSU)	2	47	28-19	.596
1944-45	Jess Fatherree (LSU)	1	18	11-7	.611
1944-45	*A. L. Swanson (LSU)	1	6	4-2	.667
1957-65	Jay McCreary (Indiana)	8	197	82-115	.416
1965-66	Frank Truitt (Otterbein)	1	26	6-20	.231
1966-72	Press Maravich (Davis-Elkins)	6	162	76-86	.469
1972- 97	Dale Brown (Minot St.)	25	749	448-301	.598
1997- 98	John Brady (Belhaven)	11	331	192-139	.566
2007-08	*Butch Pierre (Mississippi State)	1	10	5-5	.500
2008-12	Trent Johnson (Boise State)	4	131	67-64	.511
<b>2012-</b>	<b>Johnny Jones (LSU)</b>	<b>2</b>	<b>65</b>	<b>39-26</b>	<b>.600</b>
<b>1908-2014</b>	<b>21 coaches</b>	<b>106</b>	<b>2583</b>	<b>1465-1118*</b>	<b>.567</b>

\* Fatherree left LSU to join the U. S. Army with five games plus the tournament remaining in the 1944-45 season. Swanson replaced him for the balance of the year. Butch Pierre replaced John Brady who was relieved of his coaching duties with 10 games remaining in the 2008 season.

## By Wins

COACH	SEASONS	GAMES	W-L	PCT.
Dale Brown	25	749	448-301	.598
Harry Rabenhorst	29	604	340-264	.563
John Brady	11	331	192-139	.566
Dr. C. C. Stroud	6	103	82-21	.796
Jay McCreary	8	197	82-115	.416
Press Maravich	6	162	76-86	.469
Trent Johnson	4	131	67-64	.511
<b>Johnny Jones</b>	<b>2</b>	<b>65</b>	<b>39-26</b>	<b>.600</b>
Dale Morey	2	47	28-19	.595
Frank "Tad" Gormley	2	36	25-11	.694
Branch Bocock	1	23	19-4	.826
J. W. Mayhew	2	15	11-4	.733
Jess Fatherree	1	18	11-7	.611
H. E. "Gob" Wilson	1	17	10-7	.588
"Moon" Ducote	1	20	8-12	.400
F. M. Long	2	15	6-9	.400
Frank Truitt	1	26	6-20	.231
E. R. Wingard	1	7	5-2	.714
Butch Pierre	1	10	5-5	.500
A. L. Swanson	1	6	4-2	.667
R. E. Edmonds	1	1	1-0	1.000

## All-Time Assistant Coaches

Don Chaney – 1950s

Don Kennard – 1958-61

Buddy Bonnette – 1961-62

Greg Bernbrock – 1964-72

Jay McCreary – 1965-72

Jeff Tribbett – 1971-72

Jack Schalow – 1972-74

Homer Drew – 1972-75

Clarence Christenson – 1972-75

Art Tollis – 1974-81

Bob Stinnett – 1975-77

Ron Abernathy – 1976-91

Rick Huckabay – 1978-83

Jordy Hultberg – 1980-83

Tex Winter – 1983-85

Gary Duhe – 1983-85

Bo Bahnsen – 1983-87

Johnny Jones – 1984-87

Craig Carse – 1987-94

Joe Johnson – 1987-88

Jim Childers – 1988-96

Bob Starkey – 1991-98

Ari Fisher – 1993-97

Bob Boyd – 1996-97

Ricky Blanton – 1996-97

Kermit Davis, Jr. – 1997-02

Butch Pierre – 1997-08

Donnie Tyndall – 1997-01

Scott Osborne – 1998-00

Mike Giorlando – 2001-04

Rickey Broussard – 2002-04

Larry Cordaro – 2002-04

Nikita Johnson – 2004-07

John Treloar – 2004-08

Scott Soprych – 2004-07

Chad Dollar – 2007-08

Jeff Clapacs – 2007-08

Keith Richard – 2008-10

Chris Bobel – 2008-10

Donny Guerinoni – 2008-12

Brent Scott – 2008-12

Nick Robinson – 2009-12

Lynn Nance – 2010-11

Robert Kirby – 2012-13

Korey McCray – 2013-14

Zach Kendrick - 2011-

Brittany Carvalhido – 2010-

Charlie Leonard – 2012-

David Patrick – 2012-

Tom Kelsey – 2012-

Eric Musselman – 2014-

\* - Assistant Coaches Roster at LSU (including where available graduate assistants, administrative assistants/director of operations, video coordinators, executive assistant HC)





# JOHNNY JONES

Head Coach • Third Season at LSU

The 2014-15 season at LSU is Johnny Jones' third as head coach of the Tigers and that is important.

But more importantly, the Jones legacy at LSU hits an important milestone in 2014-15:

## 20 YEARS

- Four years as a player
- 13 years as a member of Dale Brown's coaching staff
- Now, three years as the head coach at LSU

In two years, Jones has established his program at LSU from foundation to building the floors of the program. His teams have won 39 games over those two years (the most by any LSU coach in their first two years as head coach) and the Tigers appearance last year in post-season made him only the second LSU head coach in SEC history to take the Tigers to a tournament in the first two years.

Now as the 2014-15 season begins, he has his staff in place and his players in place with more on the way to make the LSU program a continued player on the league and national stage.

For Jones, just the fifth LSU alum to

hold the top position in the men's basketball program and the third to have played and served as head coach, his beliefs about reaching out to fans and giving them an exciting style of basketball to watch in the Pete Maravich Assembly Center has been a strong selling point to fans and recruits alike.

In his time at LSU, the Tigers have brought in nationally-ranked recruiting classes and two of those players enter the season off results that earned them SEC citations.

Jones in his two seasons have put on the floor teams that will play hard from start to finish and play a style of basketball that makes players want to showcase their talent in a team concept. Four times in those two years the Tigers have rallied from double digit deficits to win:

- Down 16 with 17 minutes left at home against Seton Hall (Dec. 2012), the Tigers used a press to make a difference, igniting the players and the fans alike, as LSU rallied to win, 72-67.
- Down 17 with three minutes to go in the first half and down 14 at halftime, LSU rallied to win with a 9-2 run in the final 1:47 at

Mississippi State (Feb. 2013), 69-68.

- Down 10 to Alabama with 2:52 to play (Feb. 2013), the Tigers scored the last 10 points of the game to force overtime. The Tigers would win in three overtimes, 97-94.
- Down 16 to Vanderbilt with 3:40 to go in the first half at Nashville (March 2014), LSU cut the margin to eight by halftime and held Vandy to 19 points in the second half to win, 57-51.
- Nine of LSU's SEC wins in the two years against SEC teams were by 5 (three times), 4, 3 (three times) and back-to-back one-point decisions.

Those games and more proved the Tigers would play down to the wire and have a good chance to get out with the victory.

In his opening statement after being hired, Jones brought back the "HIT" philosophy of LSU Basketball that Coach Dale Brown used when Jones played and coached. The "HIT" philosophy stands for "Hard, Intelligent and Together."

More than anything, Jones, since his hiring on April 13, 2012, has gone out of his way to embrace all aspects of the community,

# Head Coach Johnny Jones



## Playing Days at LSU

The four-year letterman (1980-1984) played on the 1981 NCAA Final Four team as a freshman and was part of 82 victories during his career.

traveling throughout the state on the LSU Tiger Tour and speaking to civic groups and youth organizations. Included in his points in all his stops was how much he wants people to embrace LSU basketball. It's not only fans he wants to hear that message but high school coaches who are excited again to have LSU coaches visiting with them on a regular basis.

LSU and Coach Jones has a successful booster club that gathers before each game for food and scouting reports in the practice facility prior to each home game, Jones is also hosting public luncheons each month to talk to fans about their basketball program and the luncheons are drawing strong crowds each month during the season.

In his first year at the helm, the Tigers won 19 games and became one of the league's toughest teams by winning 10-of-their-last-16 games against SEC competition while making a school record 234 three-pointers and posting five players scoring in double figures. It was a team that brought memories of Coach Dale Brown's first team in the 1970s that was known as "The Hustlers."

In 2013-14, the Tigers came right back and won 20 games and advanced to post-season play for the first time since 2009. LSU advanced to the NIT and went to San Francisco and walked away with a victory. Johnny O'Bryant III, who would be selected in the NBA draft by Milwaukee, would earn All-SEC honors, as would freshman Jordan Mickey, who became just the second player in LSU history to block 100 shots in a season. Another freshman, Jarell Martin, would overcome an early ankle injury, to finish as one of the strongest players in LSU's post-season run and earn freshman All-SEC honors with Mickey.

Now in 2014-15, Mickey and Martin anchor a returning group that has the opportunity to continue the forward movement of the team along with Keith Hornsby, a transfer who spent all last season in Baton Rouge working as hard as any playing member of the team. Plus another talented group of recruits continues the influx of talent that the LSU coaching staff is able to reload with and fill spots as needed each season.

## JONES' HEAD COACHING ROOTS

This is Jones' third career head coaching position as he has served as the interim head coach at the University of Memphis during the 1999-2000 season and began his run as the head coach at the University of North Texas prior to the 2001-02 season. The Mean Green advanced to four-of-his-last six Sun Belt Conference Tournament championships games which included each of the final three seasons Jones was there (2010, 2011, 2012).

North Texas averaged just five wins per season in the four years prior to his arrival. Under Jones, the Mean Green averaged 21 wins per year over his last six seasons which included a school record 24 wins in 2010 and a pair of SBC titles and NCAA Tournament trips.

Jones won more games than any other Sun Belt coach over his last six years and he coached five of the nine 20-win seasons in North Texas history at that point. Jones is responsible for the third best single-season attendance mark in school history in 2012, which marked a 121 percent attendance increase over his tenure.

In 2010, Jones was named a finalist for the Ben Jobe Award, given annually to the nation's top minority coach. As head coach at Memphis and North Texas, he defeated five Final Four coaches - Lou Henson, Nolan Richardson, John Brady, Billy Tubbs and Tom Crean.

After two seasons at LSU, that number has now reached seven as he has led the Tigers to wins over Final Four coaches Tubby Smith and John Calipari.

At LSU, Jones' 19 first-season wins in 2013 was the second most games ever won by a first-year LSU coach. After a 20-win season in 2014, his 39 wins was the most of any LSU head coach in their first two seasons in school history:

<b>Johnny Jones</b>	<b>39 wins</b>
<i>Trent Johnson</i>	38 wins
<i>Harry Rabenhorst</i>	35 wins (2nd stint)
<i>Dale Morey</i>	28 wins
<i>Dale Brown</i>	26 wins
<i>Tad Gormley</i>	25 wins
<i>John Brady</i>	21 wins
<i>Press Maravich</i>	17 wins
<i>Jay McCreary</i>	17 wins
<i>Dr. C. C. Stroud</i>	17 wins
<i>Harry Rabenhorst</i>	16 wins (1st stint)
<i>J. W. Mayhew</i>	11 wins
<i>F. M. Long</i>	6 wins

At LSU, as at North Texas, Jones has made his mark with an up-tempo style of play that gives his team the best shot to win. His last two seasons at North Texas that up tempo



## Coaching Days at LSU

For 13 years after his playing career ended Jones was at Dale Brown's side as an Assistant Coach.

style led the Sun Belt's highest scoring offense and highest scoring player in each of his last two seasons. The Mean Green ranked first or second in the league in scoring in each of the last seven seasons Jones was in Denton. The Mean Green also led the nation in free throws made per game in 2009 and 2011.

In Jones' first two seasons, LSU has averaged over 70 points for the first time in consecutive seasons since the 2005 and 2006 campaigns. In 2013, LSU's scoring average was one of six teams in the 14-team SEC to average over 70 and in 2014, LSU's average of 74.7 was fourth in the league, just 0.5 out of second.

LSU's three-point percentage of 35.6 was tied for third in the league in 2013 when LSU made a school record 234 and in 2014 LSU was just shy of the mark, making 231 treys and a percentage of 34.4.

Jones' teams can also play defense with four-of-the-top five shot blockers in North Texas history playing during his tenure. In 2012, the Mean Green ranked among the top 50 in field goal percentage defense, rebound margin and defensive 3-point field goal percentage.

At LSU, Jones' has become known for a helter-skelter press that comes at various times that has caused opponents to rush and turn the ball over. LSU was second in the league and 10th in the nation in steals in 2013, averaging 9.1 a game.



Coach Jones with daughter Jillian, wife Kelli and son John.

# Head Coach Johnny Jones



## Johnny Jones By Month

Month	Memphis	North Texas	LSU	Total
November	2-2	29-19	9-2	40-23
December	4-5	54-29	8-2	66-36
January	3-4	46-41	7-9	56-54
February	3-4	43-44	10-6	56-54
March	3-1	18-13	5-7	26-21
<b>Totals</b>	<b>15-16</b>	<b>190-146</b>	<b>39-26</b>	<b>244-188</b>



### The Jones File

Year:	Third at LSU
Age:	53
Birth Date:	March 30, 1961
Hometown:	DeRidder, La.
High School:	DeRidder High
College:	LSU, BA, 1985
Wife:	Kelli
Children:	John, Jillian

### College Coaching Experience

1984-85	Student Assistant, LSU
1985-87	Assistant Coach, LSU
1987-88	Administrative Assistant, Lsu
1988-94	Assistant Coach, LSU
1994-97	Associate Coach, LSU
1997-99	Associate Coach, Memphis
1999-2000	Interim Head Coach, Memphis
2000-01	Assistant Coach, Alabama
2001-12	Head Coach, North Texas
April 13, 2012-	Head Coach, LSU

### Head Coaching Records

#### MEMPHIS

YEAR	OVERALL	C-USA	POSTSEASON
1999-2000	15-16	7-9	

#### NORTH TEXAS

YEAR	OVERALL	SUN BELT	POSTSEASON
2001-02	15-14	8-7	
2002-03	7-21	2-13	
2003-04	13-15	8-8	
2004-05	14-14	6-9	
2005-06	14-14	6-9	
2006-07	23-11	10-8	NCAA First Round
2007-08	20-11	10-8	
2008-09	20-12	11-7	
2009-10	24-9	13-5	NCAA First Round
2010-11	22-11	8-8	
2011-12	18-14	9-8	
<b>Totals</b>	<b>190-146</b>	<b>91-90</b>	

#### LSU

YEAR	OVERALL	SEC	POSTSEASON
2012-13	19-12	9-9	
2013-14	20-14	9-9	NIT Second Round
<b>Totals</b>	<b>39-26</b>	<b>18-18</b>	

**Overall 244-188 116-117**

LSU held teams to a 31.5 percent shooting mark behind the three-point arc, equaling the lowest by an LSU team since 2000.

In 2014, thanks to Jordan Mickey's 100-plus blocks that made him the first and only player other than Shaquille O'Neal to block 100 or more shots at LSU in a season, LSU tied for the highest block average in the league at 5.9 a game and was 15th in the country. The Tigers were third in the league and 29th in the nation at 7.7 steals per game.

### LSU HISTORY

When Johnny Jones suited up for his first game as an LSU Tiger against Colgate in the Great Alaskan Shootout on Nov. 28, 1980, it would mark the first of 121 games that he would play for LSU. Then the player would turn assistant coach and be on the bench with Coach Brown for another 407 contests.

Now he has coached the first 65 games of what will be a long and successful career as LSU's head coach.

Before going to LSU, he attracted the attention of Coach Brown and other top coaches after a stellar prep career at DeRidder High in southwest Louisiana where he led his team to a combined 83-26 record. He was named the MVP in Class 4A and to several prep All-American teams his senior season, averaging 28.3 points, nine rebounds and five assists.

As a player at LSU, besides playing on the 1981 NCAA Final Four team, Jones started 54 career games. Nicknamed "The Bullet", he led the team in assists (124) as a junior and was ranked among the top five in the SEC that year. Even to this date, he remains ranked 13th in career assists with 271 and is just one of 30 players in the history of the program to have dished out 200 assists or more.

His 136 career steals ranks tied for 14th all-time on a list of 24 Tigers

that have recorded 100 career steals.

After finishing his eligibility in 1984, he was asked by Coach Brown to join the staff as a student assistant before moving into a full-time role on the staff after earning his degree and graduating one year later in 1985. Jones served as assistant coach in 1986 and 1987 and administrative assistant in 1988 before returning to the assistant coach position beginning with the 1988-89 season.

Prior to the 1994-95 season, Jones was promoted to Associate Coach of the Tigers. Jones is the only person in LSU history to both play (1981) and coach (1986, assistant) in an NCAA Final Four.

As an assistant coach, Jones was part of teams that went to an NCAA Final Four (1986), an Elite Eight (1987) as well as nine consecutive NCAA Tournaments (1985-93). Two of the LSU squads he helped coach to Southeastern Conference regular season championships in 1985 and 1991.

It was during his tenure at LSU that Jones earned his stripes as a top recruiter, something that continues to be his passion as head coach as he brings in the best players available that can help move the program forward. Among those he helped lure to LSU in his assistant days were NBA superstar and College Player of the Year, Shaquille O'Neal. He also was involved in recruiting to Tiger Town two-time All-American Chris Jackson (now Mahmoud Abdul-Rauf) and former national high school player of the year, Randy Livingston. The class that included Livingston and Ronnie Henderson was part of a recruiting class that was ranked at the top of the charts by recruiting services.

## COACHING STOPS

After Coach Brown's retirement following the 1996-97 season, Jones moved to another set of Tigers in Memphis to serve as Associate Head Coach in 1998 and 1999. In his first year in Memphis, Jones also helped accumulate a JUCO recruiting class that was ranked No. 1 nationally and was the cornerstone of an overall class that was ranked seventh.

Jones was named the interim head coach at Memphis just prior to the 1999-2000 season before spending a season as an assistant coach in the SEC, with the Alabama Crimson Tide (2001). He was named the head coach at North Texas on April 16, 2001.

Johnny Jones and his wife Kelli, have two children, John and Jillian.



Seen here with Shaquille O'Neal at Shaq's annual local golf tournament.



## Johnny Jones vs. All Opponents

	UM	UNT	LSU	TOTALS
Alabama		0-1	2-2	2-3
Alabama A&M	1-0			1-0
Angelo State		2-0		2-0
Arizona State		0-1		0-1
Arkansas	1-0	0-2	2-1	3-3
Arkansas State	0-1	12-9		12-10
Auburn		0-1	1-1	1-2
Baylor		1-2		1-2
Belhaven		1-0		1-0
Bethune-Cookman			1-0	1-0
Boise State		0-1	0-1	0-2
Butler			1-0	1-0
Cameron		4-0		4-0
Centenary		1-0		1-0
Chaminade	1-0			1-0
Charlotte	1-0	1-0		2-0
Chattanooga		1-1	1-0	2-1
Cincinnati	0-1			0-1
Colorado		0-1		0-1
Columbia		0-1		0-1
DePaul		0-2		0-2
Denver		14-8		14-8
Florida			0-3	0-3
Florida Atlantic		5-3		5-3
Florida International		10-3		10-3
Georgetown	0-1			0-1
Georgia			1-3	1-3
Grambling State	1-0	2-0		3-0
Hardin-Simmons	2-0			2-0
Hartford		1-0		1-0
Henderson State	1-0			1-0
Houston	1-2	0-2		1-4
Houston Baptist		2-0	1-0	3-0
Indiana		0-2		0-2
Indiana State		2-0		2-0
Jackson State	1-0	4-0		5-0
Jarvis Christian		1-0		1-0
Kansas		0-1		0-1
Kansas State	0-1	0-2		0-3
Kentucky			1-3	1-3
La Sierra		1-0		1-0
Lamar		1-1		1-1
Lipscomb		1-1		1-1
Louisiana-Lafayette		12-12		12-12
Louisiana-Monroe	1-0	10-2	1-0	12-2
Louisville	0-1			0-1
Loyola Marymount		1-0		1-0
LSU		1-1		1-1
Marquette	1-0		0-1	1-1
Massachusetts			0-1	0-1
McNeese State			2-0	2-0
Memphis			0-1	0-1
Miami, FL	1-0			1-0
Middle Tennessee St.		6-8		6-8
Mississippi State		0-1	3-0	3-1
Mississippi Valley State			1-0	1-0
Missouri			1-1	1-1
Nebraska		0-1		0-1
New Mexico State		6-4		6-4
New Orleans		8-12	1-0	9-12
Nicholls State		2-0		2-0
Northwestern Okla. St.		1-0		1-0
Northwestern State			2-0	2-0
Oklahoma Panhandle St.		1-0		1-0
Oklahoma State		1-3		1-3
Ole Miss	0-1		0-2	0-3
Rhode Island			1-0	1-0
Rice		3-0		3-0
SMU		0-2	0-1	0-3
Saint Joseph's			1-0	1-0
Saint Louis	0-1			0-1
Sam Houston State		3-1		3-1
San Francisco			1-0	1-0
Seton Hall			1-0	1-0



South Alabama	7-9		7-9
South Carolina		2-1	2-1
Southeast Missouri St.	1-1		1-1
Southeastern La.	1-0	1-0	2-0
Southern	2-1		2-1
Southern Miss	0-2		0-2
Southwest Missouri St.	2-0		2-0
St. Bonaventure	0-1		0-1
St. Edward's	2-0		2-0
St. Gregory's	1-0		1-0
Stephen F. Austin	2-0		2-0
TCU	1-3		1-3
Tennessee	0-1	0-2	0-3
Tennessee-Martin	1-0		1-0
Tennessee Tech	1-1	1-0	2-1
Texas	0-3		0-3
Texas-Pan American	4-0		4-0
Texas A&M	0-2	2-0	2-2
Texas A&M-Commerce	1-0		1-0
Texas A&M-International	1-0		1-0
Texas A&M-Kingsville	1-0		1-0
Texas Southern	2-0		2-0
Texas State	3-0		3-0
Texas Tech	1-1		1-1
Troy	8-3		8-3
Tulane	1-1		1-1
Tulsa	2-0		2-0
UAB	1-1	1-0	2-1
UALR	7-11		7-11
UC Irvine		1-0	1-0
UC Santa Barbara		1-0	1-0
UNC Wilmington	1-1		1-1
USC	0-1		0-1
USF	3-0		3-0
UT-Arlington	2-4		2-4
UT-Permian Basin	2-0		2-0
Univ. of the Southwest	1-0		1-0
Vanderbilt		3-0	3-0
Weber State	1-0		1-0
Western Kentucky	5-12		5-12
Western New Mexico	1-0		1-0
Winthrop	1-0		1-0



# David Patrick

Assistant Head Coach • Third Season at LSU

David Patrick will enter his third season on the staff of Coach Johnny Jones and he will enter the 2014-15 season with a new title of Assistant Head Coach.

The change in title was announced in July 2014.

The 38-year-old Patrick has shown his ability in game and practice situations and has played a major part in helping LSU acquire nationally-ranked talent to come to LSU, including a No. 5-ranked class in 2013.

Patrick came to LSU in 2012 after a stint as a personnel scout with the Houston Rockets of the NBA. Patrick on the collegiate level had served for four years on the staff at Saint Mary's and one year at Nicholls State in Thibodaux.

Patrick played a major role in helping LSU acquire present highly acclaimed players Jarell Martin and Jordan Mickey and players that will make their debut this season like transfer Keith Hornsby, Elbert Robinson III, Josh Gray, Jalyn Patterson and Aaron Epps.

Patrick, who was born in Bermuda and grew up in Melbourne, Australia, is also using his lengthy international background to find future players for the Tigers.

He has worked with Jones through two seasons as the Tigers won 39 games as Jones became the first coach to have winning seasons at LSU in the opening two campaigns and he is part of just the second coaching staff at LSU to take a team to post-season play in one of their first two seasons on the job.

At LSU, Patrick is involved in both game and practice coaching responsibilities for Coach Jones and also in involved in opponents scouting preparations for various games during the season.

Patrick elected to come to the United States in 1994 after a stint playing with the Australian Junior National Team. He

## The Patrick File

Years at LSU: Third  
 Birth Date: Feb. 21, 1976  
 Age: 38  
 Hometown: Melbourne, Australia  
 Wife: Cassie  
 Child: Bailee, Madison

### College Coaching Experience

2005-06: Assistant Coach, Nicholls State  
 2006-07: Director of Operations, Saint Mary's  
 2007-10: Assistant Coach, Saint Mary's  
 2012-14: Assistant Coach, LSU  
 July 2014- Assistant Head Coach, LSU



ended up in Baton Rouge and played his senior year of high school basketball at Chapel Trafton where he led Trafton to the state quarterfinals and was chosen as the Louisiana Player of the Year.

He was elected the district's MVP, was a First Team All-Parish selection and was selected to participate in the Louisiana State High School All-Star Game. He was also a member of junior national teams in Australia and named as an All-Australian player from 1992-94.

It would be with his Trafton high school coach, J. P. Piper, where he would get his start as a college coach after Piper was named Nicholls State head coach in the 2005-06 season.

After high school, Patrick spent one season at Syracuse University where he was a member of the 1996 NCAA Final Four team that finished as the national runnerup. He then transferred to the University of the Louisiana-Lafayette where he played for three seasons.

Following his collegiate playing days, Patrick went back to Australia where he played for the Canberra Cannons of the National Basketball League from 1999-01, being named Rookie of the Year in 2000. He then joined the Chester Jets of England's British Basketball League (2001-03) where he earned second team all-league honors. He concluded his professional career in the

Spanish Professional League, playing for Castellion, 2003-05.

Patrick worked his first season with the Gaels as Director of Operations, before becoming a full-time assistant coach for three seasons on the Saint Mary's team.

The Gaels went to the NCAA Tournament in both 2008 and 2010 (losing in the round of 16). The team won a school-record 28 games in 2009 and 2010.

Patrick is married to the former Cassie Frank of Oberlin, Louisiana and they have two daughters, Bailee (8) and Madison (4).





# Eric Musselman

Associate Coach • First Season at LSU

Eric Musselman, with a long coaching resume' that includes two NBA head coaching stints, is the newest member of the LSU coaching staff of Johnny Jones, joining the staff in June 2014.

The son of former NBA head coach Bill Musselman, the 49-year-old has served as head coach in the Continental Basketball Association (CBA), the United States Basketball League (USBL) and NBADL along with stints as head coach for two NBA clubs. He comes to LSU after serving two years as an assistant/associate head coach at Arizona State.

He joins Loyola-Marymount head coach Mike Dunlap, Kentucky head coach John Calipari, Louisville's Rick Pitino, SMU head coach Larry Brown and Utah head coach Larry Krystkowiak as the former NBA head coaches today working in NCAA basketball.

The Musselmans were the first father and son combination to both become NBA head coaches.

Eric Musselman was the youngest head coach in CBA history (23) when he began coaching the Rapid City Thrillers in 1989. He won 270 games with both Rapid City (1989-95) and Florida/West Palm Beach (1996-97) and was the fastest coach to win 100 pro games at the age of 28.

His teams won six division titles and reached the postseason in each of his seven seasons. A total of 24 of his players eventually reached the NBA. He was named CBA all-star coach five times.

In between CBA stints was two years with the Florida Sharks, going 53-3 with a USBL championship and USBL Coach of the Year honors.

He served his NBA assistantships under coaches such as Chuck Daly and Doc Rivers and in 2002 was named the head coach of the Golden State Warriors. He served two

years in that position, earning runnerup in voting for NBA Coach of the Year for the 02-03 season. That season, the Warriors, won 38 games, the most wins in more than 10 years.

After a year with the Memphis Grizzlies under Mike Fratello, Musselman was named head coach of the Sacramento Kings prior to the 2006-07 season.

After serving as a basketball analyst for several radio and television networks, he returned to a head coaching role in the NBADL with the Reno Bighorns (2010-11) and the LA D-Fenders (2011-12), earning league Coach of the Year honors in 2012.

While in the D League, he had NBA Callups of such players as Jeremy Lin, Danny Green, Steve Novak in Reno and Gerald Green, Malcolm Thomas, Darius Morris, Jamario Moon and Courtney Fortson at Los Angeles. The D-Fenders own the NBADL Development Award.

In his two years at Arizona State, the Sun Devils won 43 games, advancing to the second round of the NIT in 2013 and to the NCAA Tournament in 2014. The turnaround from 2012 to 2013 for the Sun Devils was 12 wins and a return to postseason play for the first time in three years. He was promoted to Associate Head Coach prior to the 2013-14 season and Musselman was responsible for opponent scouting, on-court player development and recruiting.

Musselman coached NBA 2013 second-round draft pick Carrick Felix, as well as Pac 12 2012-13 Co-Freshman of the Year Jahii Carson and the nation's leading shot blocker in 2013-14 Jordan Bachynski.

Musselman's resume' also includes successful stints as head coach with the Dominican Republic National Team (2010-11); The US and Team China in the Adidas Global Experience (2009, 2010) and the Venezuela National Team (2011-13).



Musselman was born on Nov. 19, 1964 in Ashland, Ohio. Musselman graduated from the University of San Diego where in his senior season of 1986-87 the team compiled a 24-6 record, losing in the first round of the NCAA Tournament to Auburn. In all, the Toreros played in two NCAA Tournaments and he was a three-time member of the West Coast Athletic Conference All-Academic squad.

Musselman is married to Danyelle Sargent Musselman (who has been a broadcaster with ESPN, Fox Sports and the NFL Network) and they have two sons (Michael, 18; Matthew, 13) and a daughter (Mariah 4).

## The Musselman File

Year at LSU: First

Birth Date: November 19, 1964

Age: 49

Hometown: Ashland, Ohio

Wife: Danyelle

Children: Michael; Matthew; Mariah

### Professional Head Coaching Experience

1989-95: Rapid City Thrillers (CBA)  
 1995-96: Florida Sharks (USBL)  
 1996-97: Florida/W. Palm Beach Dogs (CBA)  
 2002-04: Golden State Warriors (NBA)  
 2006-07: Sacramento Kings (NBA)  
 2010-11: Reno Bighorns (NBADL)  
 2011-12: Los Angeles D-Fenders (NBADL)

### College Coaching Experience

2012-13: Assistant Coach, Arizona State  
 2013-14: Associate Head Coach, Arizona State  
 June 2014- Associate Coach, LSU







# Charlie Leonard

Assistant Coach • Third Season at LSU

It's a partnership that is now well into its second decade at three different schools and Assistant Coach Charlie Leonard is helping Head Coach Johnny Jones continue the success they had in their previous partnerships at Memphis and North Texas.

So far in two seasons, Leonard has been part of an LSU staff that has helped Coach Jones win 39 games, the most by any head coach in his first two seasons at LSU and only the second to take a team to a post-season tournament in one of his first two years.

It is Leonard's varied and successful background that has made him an important part of the coaching staff at LSU. That background comes in play both on and off the floor and his longtime coaching experience is a benefit to help the LSU basketball program.

Leonard has now served 14 total seasons with Jones at LSU (2), North Texas (11, 2001-12) and Memphis (1, 1999-2000).

Leonard is involved with game and practice coaching responsibilities for Coach Jones as well as scouting and opponent breakdown. He also assists in some of the public relations aspects for the LSU basketball program.

Leonard's experience in coaching basketball dates back to 1975 when he started a career that began at Memphis (Tenn.) Prep School and includes a 12-year tenure at Christian Brothers High School. Later, he served for seven seasons heading the program at Christian Brothers University in Memphis.

Leonard had winning seasons in six consecutive years and had 20 or more wins three times during his 1990-97 tenure at Christian Brothers University. He was a two-time NAIA District 24 Coach of the Year and is the school's third winningest coach with 127 victories. His best team was in 1993-94 when Christian Brothers posted a 24-8 record that earned him Coach of the Year honors in the Tennessee Collegiate Athletic Conference.

## The Leonard File

Years at LSU: Third  
Age: 61  
Hometown: Memphis, Tenn.  
College: Christian Brothers, 1975

### College Coaching Experience

1990-97: Head Coach, Christian Brothers University  
1999-2000: Assistant Coach, Memphis  
2001-12: Assistant Coach, North Texas  
2012- Assistant Coach, LSU



Leonard's 1994-95 CBU team topped the nation in all classifications in free throw shooting percentage.

With the Tigers of LSU winning 20 games a season ago, Leonard has been involved with college teams that have won 20 or more games nine times.

He also served as assistant athletic director at CBU where he gained valuable experience in the administrative side of the basketball program, including working in promotions, fund-raising and with the compliance rules as set down by the NCAA.

At Christian Brothers High School, his

team won a state championship in 1987 and sent more than 20 of his players on to play college basketball. He also was named the District Coach of the Year four times.

After leaving CBU, Leonard took his skills and opened and served as president of his own advertising and consulting firm in Memphis.

But his first love remains coaching and he has continued to succeed at every level and every location. Now he is helping LSU and Coach Jones succeed in a big way.



## Tom Kelsey

Director of Operations • Third Season at LSU

His knowledge of the game and how to run college basketball programs makes Tom Kelsey a true student of the game. He uses all that knowledge in serving as the Director of Operations for LSU men's basketball coach Johnny Jones.

This is the second stint for Coach Jones and Coach Kelsey working together as they served during the 2000-01 season as assistants on the staff of Mark Gottfried at the University of Alabama.

As Director of Operations at LSU, Coach Kelsey aids Coach Jones in several of the administrative tasks of the program, including travel, scheduling and plays a major role in putting together and directing the highly successful Coach Jones summer basketball camps.

As a head coach, Kelsey won 137 games in his seven seasons as head coach at Belhaven prior to coming to LSU, including a trip to the NAIA national tournament on two occasions, most recently in 2012. He was named the league Coach of the Year at Belhaven in 2010.

Prior to arriving at Belhaven, Kelsey served as the head men's basketball coach at Greater Atlanta Christian School in Norcross, Ga., and led the Spartans to three straight appearances in the state playoffs. In 2005, his team finished with a No. 7 ranking after compiling a 21-10 mark and advancing into the Final Eight of the State Tournament.

Kelsey is a 1986 graduate of Lipscomb University where he played under legendary coach, the late Don Meyer. He was a four-year member of the Bison basketball team, including the 1985-86 No. 1 ranked Lipscomb team that won the NAIA National Championship, following the team's 35-4 season.

He began his coaching career at Brentwood Academy in Brentwood, Tenn. (1987-88), Franklin Road Academy in Nashville (1988-89) and Athletes in Action (summer 1990).

From 1989 to 1994, Kelsey served as Athletics Director and Head Men's Basketball Coach at Faulkner University in Montgomery, Ala. He posted an 83-76 record and was named the NAIA District 27 Coach of the Year in 1992. The 1992 squad finished 27-6 (school record) and was the District 27 regular season and tournament champions. The team finished ranked No. 11 in the final NAIA poll, and ranked third in points per game (103.3).

The 1992 team was the first team in school history to go to the NAIA Tournament.

He returned to Lipscomb University (1994-95) under Coach Meyer where the team that year finished with a 30-7 overall record and advanced to the Final 16 of the NAIA National Tournament.

Beginning in May 1995, Kelsey began a stint with Coach Gottfried at Murray State University. In three seasons at Murray, the Racers finished as the Ohio Valley Conference regular season champions, winning the conference tournament in 1997 and 1998.

The 1986 squad advanced to the NIT, while the 1997 and 1998 teams played in the NCAA Tournament. The 1998 team finished with the most wins (29) for an OVC team and earned a No. 9 seed in the NCAA Tournament, also an OVC record.

From 1998-2001, he moved with Coach Gottfried to Alabama, where he worked with Coach Jones during the 2000-01 season.

The team advanced to the NIT in 1999 and 2001. The 2001 team played in the NIT



championship game. While at Alabama, Coach Kelsey was named one of the Top 20 recruiting coaches by Hoop Scoop Magazine, during his time with the Crimson Tide.

Coach Kelsey holds a Bachelor of Arts degree in Speech Communication from Lipscomb and a Masters of Education in Supervision and Administration from Tennessee State University.

Kelsey and his wife, Edie, have five children (Hadley, Brynne, Elise, Kailie and Brooklyn).

### The Kelsey File

Year at LSU: Third

Birth Date: Dec. 21, 1962

Age: 51

Wife: Edie

Children: Hadley, Brynne, Elise, Mikailie, Brooklyn

Hometown: Chattanooga, Tennessee

College: Lipscomb, BA

Tennessee State, ME

#### College Coaching Experience

1989-94: Head Coach, AD Faulkner University

1994-95: Assistant Coach, Lipscomb University

1995-98: Assistant Coach, Murray State

1998-01: Assistant Coach, Alabama

2005-12: Head Coach, Belhaven

2012- Director of Operations, LSU





# Ronald Dupree

**Student Coach**

Former LSU basketball star and 11-year pro Ronald Dupree joins the LSU staff as a student coach for Head Coach Johnny Jones.

Dupree has returned to LSU to finish up his degree work and will follow a similar path to what Coach Jones did in his first year on the LSU staff under Dale Brown.

Dupree played at LSU from 1999-2003 under then LSU Coach John Brady. The Tigers went to the NCAA Sweet 16 and won the conference championship in 2000, his freshman season. He was on teams that advanced to the second

round of the NIT in 2002 and to the NCAA Tournament in 2003. He was the leading scorer in the league in 2001 at 17.3 points per game and second in rebounding at 8.8 boards per game.

He presently remains ninth in career scoring with 1,726 points (13.4 ppg average for 129 games) and ninth in career rebounding with 907 (7.0 rpg). He was an All-SEC selection each of the last three years at LSU.

Dupree, now 33, recorded six years of experience in the NBA with Chicago, Minnesota

and three different stints with the Detroit Pistons. His high water marks were 47 games played in 2003-04 with Chicago and 2004-05 with Detroit. He had 14 post-season appearances with the Pistons in 2005 when they won the Eastern Conference championships. Dupree's last NBA appearance came with Toronto during the 2010-11 season.

Dupree concluded his pro career last season with the Hapoel Jerusalem team of the Israeli Basketball Super League.



# Shawn Eddy

**Head Basketball Trainer • 10th Season • 19th year at LSU**

Shawn Eddy enters his tenth season as the head athletic trainer for the LSU men's basketball program in which he provides comprehensive medical care for the players.

Prior to joining the basketball program, he served nine years as the head baseball athletic trainer at Alex Box Stadium for the LSU Baseball Tigers.

This is Eddy's 19th season at LSU, arriving in July of 1996 from Vanderbilt where he worked

as a graduate assistant athletic trainer for two years. He was promoted to senior associate athletic trainer in 2005 and also oversees athletic training activities for the women's soccer program.

He also supervised the Dr. Martin J. Broussard Center for Athletic Training, LSU's state-of-the-art training facility attached to Tiger Stadium that serves all sports.

Eddy, 43, earned a bachelor's degree in

exercise physiology in 1994 from the West Virginia University School of Medicine. He also earned a Master's degree from Vanderbilt in health promotion and education. He is a member of the National Athletic Trainers Association and Collegiate Athletic Trainers Society.



# Rick Lefebvre

**Basketball Strength & Conditioning Coordinator • Third Season**

Rick Lefebvre enters his third season at LSU as the basketball strength and conditioning coordinator for the Tigers.

Lefebvre has been involved with major schools and athletes for years in his career and came to LSU from the Michael Johnson Performance Center in McKinney, Texas. There, he served as the head strength and conditioning coach for the FC Dallas of Major League Soccer and designed implemented performance training for the 2012 NFL combine class. He also assisted in the performance training for NFL, Major League Baseball, English Premier League and Olympic Athletes.

He has also served as the Head Strength and Conditioning Coach for the University of

Wisconsin Green Bay where he designed and implemented programs for all UWGB teams.

The strength coach has also worked with Coach Johnny Jones before when he was at North Texas from 2006 to March 2011 as Assistant Speed, Strength and Conditioning Coach where he worked with both the men's and women's basketball teams and designed and implemented programs for several other sports. He also assisted with the design and implementation of the football training program.

Prior to coming to North Texas, Lefebvre served as assistant director of speed, strength and conditioning at the University of Texas El Paso.

Lefebvre received his Bachelor of Science in

health promotion and wellness at the University of Wisconsin-Stevens Point in December 2003.

Lefebvre and his wife, Liset, have two daughters, Madelynn, and Savannah Joy.





# Zach Kendrick

**Video Coordinator • Fourth Season**

Zach Kendrick has proven to be a valuable commodity ever since he joined the LSU basketball program.

He is in his third season with Coach Johnny Jones at LSU and his fourth year in a full-time position on the LSU Basketball staff as Video Coordinator.

Kendrick previously served as a Student Manager for the LSU Basketball program beginning with the 2006-07 season under Coach John Brady. His campaign as a student manager was highlighted by the 2008-09 SEC Championship season as the Tigers won 27 games and made a trip to the second round of the NCAA Tournament.

After receiving his B.S. in sports

administration, he was named as the team's Graduate Assistant under Coach Trent Johnson. One season later, he was promoted to a full-time position as Video Coordinator for the Tigers. Among his duties were to coordinate the team's film exchange program, prepare scouting reports for upcoming opponents, and create video breakdowns of the Tigers' games and practices.

Among his other duties, Kendrick was in charge of hiring and training the student manager staff at LSU. He also helped coordinate and maintain the recruiting database, carry out the day-to-day-operations of the program and assist

with the planning and administration of the summer basketball camps at LSU.

The 28-year-old Kendrick continues many of the same roles in his present position but is primarily involved with coordinating opponent film and scouting reports to formulate game plans designed to prepare LSU for future opponents, as well as breaking down film for self-scouts to ensure team improvement and player development.

Prior to LSU, Kendrick, a native of Jena, Louisiana, was a three-year basketball letterman at Jena High School, earning All-District honors in both his junior and senior seasons.



# Brittany Carvalhido

**Administrative Assistant • Seventh Season**

Brittany Carvalhido enters her fifth season as part of the men's basketball staff, serving as administrative assistant for head coach Johnny Jones. She is in her seventh season at LSU, having served two seasons as Director of Operations for the LSU women's basketball team.

The former college basketball player is entering her 10th season of working for and with a Division I basketball staff.

Carvalhido completed her playing career at Oklahoma State in 2005, where she was a two-year letter-winner. In her senior season, she was team co-captain and an Academic Big 12 selection.

Before arriving at Oklahoma State, Carvalhido played two seasons at Hutchinson (Kansas) Community College and helped her teams win 47 games. She was a two-time All-Region selection and completed her career there as the school's career leader for 3-point field goals with 203 and eighth all-time leading scorer (779 points). She was an All-Jayhawk Conference first team performer as a freshman.


Carvalhido started her coaching career at Tulsa immediately after graduating from Oklahoma State in 2005 where she served as the video coordinator on the women's basketball coaching staff from 2005-07. From Tulsa, she moved on to Rice where she served as the director of basketball operations during the 2007-08 season.

Carvalhido was hired as the director of basketball operations on the LSU women's coaching staff in the spring of 2008 where she served in that position until joining the LSU men's basketball staff, serving two years as Executive Assistant to Head Coach Trent Johnson and now in her present role as Administrative Assistant.

Carvalhido is a native of Osborne, Kan., where she was a four-year all-state athlete in basketball, tennis and track. She received her bachelor's degree in education from Oklahoma State in 2005 and an associate's degree in arts from Hutchinson Community College in 2003.

She is married to Joe Carvalhido, Vice-President of Operations and Services of the Tiger Athletic Foundation. They have two children: Dane (3) and new addition to the family, Ian.





**Hope Wildharber**  
Student Trainer



**KK McGehee**  
Student Secretary

## Managers and Video Support

[L-R] Joe Gricar (Student Manager), Harry Cahill (Student Manager), Jasper Cicero (Student Media Assistant), Steven Kushner (Student Manager), Hays Myers (Student Manager), Gett Thomas (Student Manager)



## LSU Tiger Tip-Off Club

The LSU Basketball program is taking membership applications for the 2014-15 Tiger Tip-Off Club. Prior to each game, members of the club gather in the men's practice gym for pregame Hors D'oeuvres and to hear a scouting report on the opponent from a member of the coaching staff. These pregame social gatherings on game nights have become one of the most popular reasons for joining the club.

Contributions to the Tiger Tip-Off Club are considered in the calculation of priority points by the Tiger Athletic Foundation. All contributions generated through membership will be utilized to enhance student-athlete program initiatives and are not tax deductible.

For more information contact by email at [tigertipoffclub@gmail.com](mailto:tigertipoffclub@gmail.com) or call 225-578-8217.



## The "L" Club

The LSU National L Club is an organization formed to support former varsity athletes, athletic trainers, equipment managers, and cheerleaders. It provides the opportunity for letter winners to maintain relationships across different sports, generations, and geographical locations, and allows them to remain actively involved in Tiger Athletics.

LSU invites all former members of the basketball family who have not joined in to reconnect with the LSU National L Club. The L Club supports the Athletic Department, acts as a liaison between former athletes and the Athletic Department, and encourages lifelong participation with LSU Athletics for all varsity letter winners by promoting the proud tradition of being a varsity letter winner.

For more information on the L Club contact Kristen Cain at the LSU Athletics Administration Building, Baton Rouge, La. 70803 or by calling 225-578-7147. Her email is [khobbs2@lsu.edu](mailto:khobbs2@lsu.edu).

# 2013-14 Season Review



**The 2013-14 season marked some milestones for LSU Coach Johnny Jones and the LSU Tigers in his second year at the helm of the Tiger program:**

**20 Wins** - First 20-win season since 2009.

**Second Consecutive Non-Losing SEC Season** - First time since 2005 and 2006.

**39 Wins Over Two Seasons** - Most by any coach at LSU in their first two years as head coach.

**Second Round NIT** - First post-season appearance by an LSU team since 2009.

**106 Blocks** - Freshman Jordan Mickey became the first and only LSU player other than Shaquille O'Neal to block 100 shots in a single season.

**Back-to-Back First Team All-SEC Team** - Junior **Johnny O'Bryant III** became the first LSU player to make back-to-back First Team All-SEC team since Glen Davis in 2006 and 2007.

As the LSU program continues to move forward, LSU's heart and hustle and up-tempo style has allowed the Tigers to average over 70 points for the second straight season and provided opportunity for players to shine on a national stage again as part of the ultra-competitive Southeastern Conference.

Now a foundation has been established and built upon after a season that featured some of these highlights:

## **Johnny O'Bryant III**

The LSU junior forward had another strong season for LSU, averaging a team and career best 15.4 points per game and 7.7 rebounds per game ... He became the 13th player in LSU history to top 1,150 points (1,157) and 700 rebounds (702) for a career and earned his second straight first-team All-SEC selection.

O'Bryant III finished ninth in the league in scoring, fifth in rebound average and fourth in field goal percentage. He had eight

double doubles this past year, giving him 25 for his career. He had eight games of 20-points or more in 2013-14, including back-to-back games of 29 points, nine rebounds against Kentucky and 23 points and 9 rebounds against Arkansas. He joined the 20-15 club with 20 points and 16 rebounds in the meeting at Arkansas.

O'Bryant III announced at the end of the season that he would enter the NBA draft and he was selected with the 36th pick in the second round by the Milwaukee Bucks.

## **Jordan Mickey**

The freshman had an impressive campaign, averaging 12.7 points per game and a team best 7.9 rebounds a contest. He had a team best nine double doubles and made 53.3 percent of his field goal attempts.

He also set some LSU basketball history with 106 blocks becoming only the second LSU player (other than the three seasons of Shaquille O'Neal) to block 100 shots in a season.

Mickey was first in the league and ninth in the NCAA in blocks average at 3.1 a game. He was also fourth in the league in rebound average.

He earned consensus second-team All-SEC honors while being named on the league's defensive team and freshman team. He had three games over 20 points, highlighted by a 22-point, 11-rebound effort in a win at home against Arkansas.

## **Jarell Martin**

Martin proved to be resilient and worked hard to make himself an important part of the LSU team after suffering a sprained ankle in the first minute of the season at UMass. The Baton Rouge freshman was slowed early in the season but finished with an 11.4 points per game average for the 18 SEC games and 10.3 for the 32 games he was able to play in.

Martin also became a valuable three-point commodity making 27 treys.

Martin had two 20-point games in the

## 2013-14 Leaders

### Scoring Average

Johnny O'Bryant III	15.4
Jordan Mickey	12.7
Andre Stringer	11.8
Jarell Martin	10.3
Shavon Coleman	9.1

### Rebounding Average

Jordan Mickey	7.9
Johnny O'Bryant III	7.7
Jarell Martin	4.6
Shavon Coleman	4.3
Malik Morgan	3.1

### FG Made

Johnny O'Bryant III	203
Jordan Mickey	171
Andre Stringer	123

Jarell Martin	121
Shavon Coleman	106

### 3 PT FG Made

Andre Stringer	74
Anthony Hickey	62
Shavon Coleman	44
Jarell Martin	27
Tim Quarterman	10

### FT Made

Johnny O'Bryant III	118
Jordan Mickey	91
Andre Stringer	81
Jarell Martin	62
Shavon Coleman	53

### Assists

Anthony Hickey	126
Andre Stringer	88
Shavon Coleman	64
Johnny O'Bryant III	55
Tim Quarterman	49

### Blocks

Jordan Mickey	106
Johnny O'Bryant III	31
Jarell Martin	22
Shavon Coleman	11
Tim Quarterman	8

### Steals

Anthony Hickey	62
Shavon Coleman	50
Andre Stringer	34

Jarell Martin	27
Tim Quarterman	24

### FG %

John Odo	61.1
Darcy Malone	55.0
Jordan Mickey	53.3
Johnny O'Bryant III	49.6
Jarell Martin	47.1

### 3 PT FG%

Andre Stringer	40.2
Shavon Coleman	35.8
Anthony Hickey	34.4
Jarell Martin	33.3
Malik Morgan	25.0



Johnny O'Bryant III



Jordan Mickey



Jarell Martin

league against Mississippi State and Texas A&M and earned first-team All-SEC freshman honors as selected by the league coaches.

### "Ice Dome"

That was the nickname that ESPN's Brad Nessler nicknamed the Maravich Center on the night that LSU hosted Kentucky on Jan. 28. The city had virtually closed down and travel was discouraged as freezing rain and sleet covered the city, especially in the hours prior to the 8 p.m. tipoff. The campus was shut down but school and athletic officials went to the dorms and invited all the students to come to the game for free hot dogs and soft drinks and some 3,600 students made the journey to the building to cheer for the Tigers.

The students and the fans that could get to the building created an electric atmosphere that got the Tigers off to a tremendous start and an eventual 87-82 victory, the team's first in the Maravich Center over Kentucky since 2006. Johnny O'Bryant III had 29 points, Shavon Coleman and Jordan Mickey had 14 each and Anthony Hickey 11 points as LSU shot 50.8 percent from the field.

### Post-Season

LSU was able to earn a bid to post-season play for the first time since 2009 as the Tigers were invited to the National Invitation

Tournament. LSU advanced to the second round of the tournament before losing to eventual runnerup SMU, but LSU's first-round win was impressive as they had to travel across the country to play at San Francisco on short notice.

The Tigers held San Francisco to just 3-of-23 from the three-point arc and won 71-63 as Jarell Martin led LSU with 16 points, while Shavon Coleman and Johnny O'Bryant III had 13 each.

### LSU Seniors

Both Andre Stringer and Shavon Coleman finished their careers at LSU with Stringer finishing his four years with 1,365 points, 314 assists and 242 made three-pointers. Stringer finished his career second only to Darrel Mitchell's 258 treys made in LSU's history. He also put his name into the top 10 all-time at LSU in assists made with four consecutive seasons of positive assist-to-turnover ratio. He averaged 10.9 points for 125 career games and started 93 times over four years.

Coleman came to LSU in Johnny Jones' first season and over two years proved to be a valuable sixth man his first year and had 23 starts in 34 games as a senior. He average 9.8 points over 65 games with 7 made treys and a 5.1 rebound average.

# 2013-14 Box Scores

## Game 1 - UMass 92, LSU 90

11/12/13 - at Mullins Center (Amherst, Mass.)

LSU	F6-A	3F6-A	FT-A	REB	PF	PTS	A	TO	BLK	STL	MIN
O'BRYAN, III, J. F.	10-18	0-1	5-10	11	4	25	2	4	2	0	28
MARTIN, Jarell F.	0-1	0-0	0-0	0	0	0	0	0	0	0	1
MICKEY, Jordan F.	7-15	0-0	2-3	10	4	16	1	2	5	0	38
STRINGER, A. G.	7-14	3-7	4-4	6	1	21	3	3	0	2	35
QUARTERMAN, T. G.	2-4	1-1	0-1	3	5	1	0	1	0	1	18
HICKEY, Anthony	6-13	3-9	1-2	2	4	16	7	3	0	3	29
COLEMAN, Shawn	2-7	0-2	1-1	4	5	5	1	1	0	1	21
HAMMINN, Shane	1-2	0-0	1-1	2	3	2	0	0	0	0	13
MORGAN, Malik	0-2	0-2	1-2	1	4	1	2	0	0	0	13
ODO, John	0-0	0-0	0-1	1	3	0	0	0	0	0	3
EDDLESTONE, B.	0-0	0-0	0-0	0	0	0	0	0	0	0	1
Team				3							
<b>TOTALS</b>	<b>34-76</b>	<b>7-22</b>	<b>15-25</b>	<b>43</b>	<b>29</b>	<b>90</b>	<b>19</b>	<b>13</b>	<b>8</b>	<b>7</b>	<b>200</b>

F6% 1st half: 16-37 43.2% 2nd: 18-39 46.2% 6M: 34-76 44.7% DB  
 F6% 1st half: 3-10 30.0% 2nd: 4-12 33.3% 6M: 7-22 31.8% REB  
 FT% 1st half: 10-16 62.5% 2nd: 5-9 55.6% 6M: 15-25 60.0% 6, 1

UMASS	F6-A	3F6-A	FT-A	REB	PF	PTS	A	TO	BLK	STL	MIN
CARTER, Sampson F.	3-6	0-1	11-15	6	3	17	2	2	0	1	31
PUTNEY, Raphael A.	5-13	2-5	2-2	9	2	14	1	1	2	0	30
LALANNE, Cady C.	8-10	0-0	0-1	6	5	16	0	3	1	1	20
GORDON, Derrick G.	3-8	0-0	2-4	7	3	8	3	1	2	1	35
WILLIAMS, Chaz G.	6-14	2-5	10-14	3	4	24	9	2	0	0	36
DYSON, Demetrius	0-0	0-0	0-0	0	0	0	0	0	0	0	3
ESHO, Maxie	1-4	0-0	1-2	5	2	3	1	2	0	1	18
BERGANTINO, Tyler	1-2	0-0	0-0	2	4	2	0	0	0	0	9
DAVIS, Trey	2-4	2-2	2-2	0	2	8	0	2	0	1	17
BERGER, Seth	0-0	0-0	0-0	0	0	0	1	0	0	0	1
Team				2							
<b>TOTALS</b>	<b>29-61</b>	<b>6-13</b>	<b>28-40</b>	<b>40</b>	<b>25</b>	<b>92</b>	<b>17</b>	<b>13</b>	<b>5</b>	<b>5</b>	<b>200</b>

F6% 1st half: 13-28 46.4% 2nd: 18-33 48.5% 6M: 29-61 47.5% DB  
 F6% 1st half: 4-8 50.0% 2nd: 2-5 40.0% 6M: 6-13 46.2% REB  
 FT% 1st half: 19-27 70.4% 2nd: 9-13 69.2% 6M: 28-40 70.0% 6

Score by periods:  
 LSU 45 45 90  
 UMass 49 43 92

Officials: Ed Corbett, Mike Nance, W. Alfred Smith  
 Attendance: 5,182

## Game 2 -- LSU 88, Northwestern State 74

11/16/13 -- at Maravich Center (Baton Rouge, La.)

NORTHWESTERN ST.	F6-A	3F6-A	FT-A	REB	PF	PTS	A	TO	BLK	STL	MIN
ROBINSON, Patrick F.	1-6	0-1	0-0	2	2	2	1	1	0	0	15
HICKS, DeQuan F.	6-14	0-1	4-9	11	2	16	4	6	0	5	32
WEST, Jelan G.	3-14	0-4	1-2	4	7	7	2	0	1	1	37
WHITE, Brisson G.	8-14	0-3	1-3	7	0	17	0	1	2	1	35
STEWART, Gary G.	3-4	2-2	0-0	2	3	8	0	3	0	1	13
JOSEPH, Travon	2-3	0-1	0-0	3	4	0	0	0	0	0	4
ADAMS, Dustin	0-0	0-0	1-0	0	1	0	0	0	0	0	1
WASHINGTON, Tyler	2-4	2-4	0-0	1	2	6	0	0	0	0	10
KILLIAN, Matt	0-2	0-0	0-0	2	0	0	0	0	0	0	6
THOMPSON, Sabri	0-2	0-2	0-0	2	0	0	1	0	1	0	3
WOODLEY, Zikiteran	4-8	0-1	0-0	4	2	8	0	0	1	1	27
KING, Ryan	0-0	0-0	0-0	1	0	0	0	0	0	0	2
FRAZIER, Marvin	2-6	2-3	0-0	2	2	6	0	0	0	0	15
Team				1							
<b>TOTALS</b>	<b>31-77</b>	<b>6-22</b>	<b>6-14</b>	<b>40</b>	<b>20</b>	<b>74</b>	<b>14</b>	<b>13</b>	<b>4</b>	<b>9</b>	<b>200</b>

F6% 1st half: 13-41 31.7% 2nd: 18-36 50.0% 6M: 31-77 40.3% DB  
 F6% 1st half: 1-11 9.1% 2nd: 5-11 45.5% 6M: 6-22 27.3% REB  
 FT% 1st half: 4-9 44.4% 2nd: 2-5 40.0% 6M: 6-14 42.9% 4

LSU	F6-A	3F6-A	FT-A	REB	PF	PTS	A	TO	BLK	STL	MIN
O'BRYAN, III, J. F.	9-15	0-0	3-5	14	4	21	0	6	2	0	29
COLEMAN, Shawn F.	2-10	0-3	0-0	4	0	4	3	3	0	1	20
MICKEY, Jordan F.	4-7	0-0	2-4	13	2	10	3	2	6	1	30
STRINGER, Andre G.	7-20	4-11	3-5	7	1	21	1	3	0	2	32
QUARTERMAN, T. G.	0-3	0-2	1-2	1	2	1	0	2	0	1	11
HICKEY, Anthony	4-11	3-7	0-1	3	2	11	6	1	0	3	29
HAMMINN, Shane	0-0	0-0	0-0	4	10	0	1	0	0	0	8
MALONE, Darcy	2-2	1-1	0-0	0	5	0	1	0	0	0	5
MORGAN, Malik	1-4	0-1	6-7	6	0	8	1	2	0	0	20
ODO, John	3-6	0-0	1-2	8	1	7	0	2	0	1	13
EDDLESTONE, B.	0-0	0-0	0-0	1	0	0	0	0	0	1	3
Team				3							
<b>TOTALS</b>	<b>32-78</b>	<b>8-25</b>	<b>18-26</b>	<b>64</b>	<b>14</b>	<b>88</b>	<b>15</b>	<b>22</b>	<b>8</b>	<b>10</b>	<b>200</b>

F6% 1st half: 14-43 32.6% 2nd: 18-35 51.4% 6M: 32-78 41.0% DB  
 F6% 1st half: 3-13 23.1% 2nd: 5-12 41.7% 6M: 8-25 32.0% REB  
 FT% 1st half: 9-13 69.2% 2nd: 7-13 53.8% 6M: 18-26 61.5% 1, 1

Score by periods:  
 Northwestern State 31 43 74  
 LSU 40 48 88

Officials: Kevin Fehr, Lamar Simpson, Kipp Kissinger  
 Attendance: 8,756

## Game 3 -- LSU 81, UNO 54

11/19/13 -- at Maravich Center (Baton Rouge, La.)

UNO	F6-A	3F6-A	FT-A	REB	PF	PTS	A	TO	BLK	STL	MIN
DIXON, Cory F.	7-18	0-0	4-5	8	2	18	5	4	2	1	32
HILL, Kevin F.	1-5	0-0	0-0	3	2	2	0	1	0	0	17
MCPHERSON, T. G.	2-6	0-0	1-2	0	1	5	1	3	0	1	13
MACK, Isaac G.	2-6	2-2	0-0	4	8	0	2	0	0	0	21
WALKER, Micah G.	1-2	1-2	0-0	1	2	3	1	1	0	0	9
HARRISON, James	0-0	0-0	0-0	0	0	0	0	0	0	0	1
FRYE, Nate	2-6	0-0	0-0	3	0	4	0	2	0	0	20
GILL, Christavious	2-7	0-3	0-0	2	1	4	0	2	0	0	14
HOBBS, Tommy	0-0	0-0	0-0	1	0	0	0	0	0	0	1
SYON, Terrance	0-2	0-0	0-0	3	3	0	0	1	0	0	20
GANAPAMO, Evans	0-1	0-0	0-0	0	0	0	0	0	0	0	1
BOURGEOIS, Teris	1-3	0-1	0-0	3	2	2	0	3	0	0	21
AVERY, Travis	0-0	0-0	0-0	0	0	0	0	0	0	0	1
DERENBECKER, Matt	3-11	2-8	0-0	8	2	8	1	0	0	0	29
Team				6							
<b>TOTALS</b>	<b>21-67</b>	<b>5-16</b>	<b>7-9</b>	<b>38</b>	<b>19</b>	<b>54</b>	<b>8</b>	<b>19</b>	<b>2</b>	<b>2</b>	<b>200</b>

F6% 1st half: 12-36 33.3% 2nd: 9-31 29.0% 6M: 21-67 31.3% DB  
 F6% 1st half: 3-7 42.9% 2nd: 2-9 22.2% 6M: 9-16 31.3% REB  
 FT% 1st half: 1-1 100.0% 2nd: 6-8 75.0% 6M: 7-9 77.8% 1, 2

LSU	F6-A	3F6-A	FT-A	REB	PF	PTS	A	TO	BLK	STL	MIN
O'BRYAN, III, J. F.	4-13	0-0	1-2	11	3	9	3	3	2	1	29
MICKEY, Jordan F.	4-12	0-1	8-10	11	3	16	2	4	3	2	32
STRINGER, Andre G.	7-18	4-12	1-2	2	1	19	1	0	0	2	30
MORGAN, Malik G.	1-3	0-0	1-2	3	1	3	0	0	0	0	11
QUARTERMAN, T. G.	1-8	0-3	3-6	5	2	5	0	0	2	2	24
HICKEY, Anthony	1-4	1-3	2-2	1	3	5	4	1	0	2	21
SHORTLESS, Henry	0-2	0-2	0-0	0	1	0	1	0	0	0	2
COLEMAN, Shawn	6-7	0-1	2-2	6	1	14	1	3	0	0	19
HAMMINN, Shane	2-3	0-1	0-0	3	1	4	0	1	0	1	13
MALONE, Darcy	2-2	0-0	0-0	5	0	4	0	0	1	0	6
ODO, John	1-1	0-0	0-0	2	0	2	0	1	3	0	11
EDDLESTONE, B.	0-1	0-0	0-0	1	0	0	0	0	0	0	2
Team				6							
<b>TOTALS</b>	<b>29-74</b>	<b>5-23</b>	<b>18-26</b>	<b>56</b>	<b>16</b>	<b>81</b>	<b>17</b>	<b>13</b>	<b>9</b>	<b>10</b>	<b>200</b>

F6% 1st half: 10-34 29.4% 2nd: 19-40 47.5% 6M: 29-74 39.2% DB  
 F6% 1st half: 0-7 0.0% 2nd: 5-16 31.3% 6M: 9-23 21.7% REB  
 FT% 1st half: 12-18 66.7% 2nd: 6-8 75.0% 6M: 18-26 69.2% 4

Score by periods:  
 UNO 28 26 54  
 LSU 32 48 81

Officials: Doug Shocks, Rick Hartzell, Pat Adams  
 Attendance: 7,513

## Game 4 -- LSU 89, Southeastern 66

11/22/13 -- at Maravich Center (Baton Rouge, La.)

SOUTHEASTERN	F6-A	3F6-A	FT-A	REB	PF	PTS	A	TO	BLK	STL	MIN
UPSAL, Devonte F.	3-4	0-0	0-0	8	5	6	2	1	1	0	26
BENTON, Antonio F.	2-10	1-2	0-0	2	3	5	2	2	1	0	26
EVANS, D. G.	3-10	2-5	0-0	0	2	8	3	2	0	0	25
HAWKINS, Jam. G.	0-6	0-3	2-2	1	0	2	1	3	1	0	18
CHEBA, Julian	5-10	3-5									



<b>F6% 1st half:</b>	11-28	39.3%	2nd:	9-28	32.1%	GM:	20-56	35.7%	DB
<b>F6% 1st half:</b>	2-5	40.0%	2nd:	0-7	0.0%	GM:	2-12	16.7%	REB
<b>F7% 1st half:</b>	2-2	100.0%	2nd:	10-13	76.9%	GM:	12-15	80.0%	2

LSU	F6-A	F6-A	FT-A	REB	PF	PTS	A	TO	BLK	STL	MIN
O'BRYAN III, J. F	2-5	0-0	0-0	5	4	4	2	0	0	0	30
COLEMAN, Shavon F	2-5	2-4	0-0	6	0	6	2	2	0	1	20
MICKEY, Jordan F	9-13	0-1	7-9	9	2	25	1	4	5	0	32
HICKEY, Anthony G	1-4	0-2	0-0	4	1	2	4	2	0	3	24
STRINGER, Andre G	4-10	2-6	0-0	3	1	10	1	0	0	1	29
HAMMINK, Shane	0-0	0-0	0-0	1	0	0	0	0	0	0	3
MARTIN, Jarell	1-6	1-2	0-2	3	2	3	0	1	2	0	20
MALONE, Darcy	1-3	0-1	0-2	0	1	2	0	0	0	0	3
MORGAN, Malik	2-4	0-1	2-4	3	1	6	0	0	1	1	16
ODO, John	0-0	0-0	0-0	1	0	0	0	0	0	0	7
QUARTERMAN, Tim	1-3	0-1	1-2	1	2	3	2	3	0	1	16
Team				0							
<b>TOTALS</b>	<b>23-53</b>	<b>5-18</b>	<b>10-19</b>	<b>36</b>	<b>14</b>	<b>61</b>	<b>12</b>	<b>14</b>	<b>8</b>	<b>8</b>	<b>200</b>

<b>F6% 1st half:</b>	12-25	48.0%	2nd:	11-28	39.3%	GM:	23-53	43.4%	DB
<b>F6% 1st half:</b>	3-11	27.3%	2nd:	2-7	28.6%	GM:	5-18	27.8%	REB
<b>F7% 1st half:</b>	4-6	66.7%	2nd:	1-3	46.2%	GM:	10-19	52.6%	6

**Score by periods:**

<b>ULM</b>	26	28	54
<b>LSU</b>	31	30	61

**Officials:** Anthony Jordan, Todd Austin, Vladimir Voyard-Tadal  
**Attendance:** 7,623

## Game 9 -- LSU 71, Texas Tech 69

### 12/18/13 -- at United Spirit Arena (Lubbock, Texas)

LSU	F6-A	F6-A	FT-A	REB	PF	PTS	A	TO	BLK	STL	MIN
HICKEY, Anthony G	6-8	4-4	0-1	1	3	16	4	0	0	2	33
O'BRYAN III, J. F	5-9	0-0	4-7	1	2	14	1	3	0	1	29
STRINGER, Andre G	3-6	2-4	4-4	1	1	12	4	2	0	1	29
MARTIN, Jarell F	1-3	0-2	0-0	3	4	2	1	3	0	0	18
MICKEY, Jordan F	2-6	0-1	1-1	6	4	5	0	1	1	0	18
COLEMAN, Shavon	4-6	3-4	2-3	3	13	2	4	1	1	1	29
HAMMINK, Shane	0-0	0-0	0-0	0	0	0	0	0	0	0	2
MALONE, Darcy	0-2	0-1	0-0	2	2	0	0	0	0	0	7
MORGAN, Malik	1-3	0-2	1-2	3	3	2	1	0	0	1	11
ODO, John	2-2	0-0	0-0	6	3	4	0	1	0	0	21
QUARTERMAN, Tim	1-3	0-1	0-0	0	2	2	1	0	1	1	5
Team				3							
<b>TOTALS</b>	<b>25-48</b>	<b>9-19</b>	<b>12-18</b>	<b>27</b>	<b>27</b>	<b>71</b>	<b>15</b>	<b>18</b>	<b>3</b>	<b>6</b>	<b>200</b>

<b>F6% 1st half:</b>	16-29	55.2%	2nd:	9-19	47.4%	GM:	25-48	52.1%	DB
<b>F6% 1st half:</b>	5-14	35.7%	2nd:	4-5	80.0%	GM:	9-19	47.4%	REB
<b>F7% 1st half:</b>	7-9	87.5%	2nd:	5-10	50.0%	GM:	12-18	66.7%	4

**TEXAS TECH**

F6-A	F6-A	FT-A	REB	PF	PTS	A	TO	BLK	STL	MIN	
TAPOGA, Koder *	0-1	0-0	1-2	1	3	1	0	0	1	0	14
TURNER, Robert *	4-9	2-4	4-5	0	1	14	3	2	1	2	31
GOTCHER, Toddrick *	1-3	1-2	4-5	2	3	7	4	1	0	1	31
CROCKETT, Jaye *	5-14	2-2	6-8	3	3	18	0	1	1	1	29
TOLBERT, Jordan *	1-4	0-0	2-4	6	2	4	0	3	1	2	33
DWIVASDR, Randy	0-3	0-0	0-0	3	1	0	3	0	1	1	2
HANNAHS, Dusty	2-2	1-1	2-2	1	1	7	1	1	0	0	16
KRAVIC, Dejan	3-7	0-0	2-3	10	1	9	0	1	0	1	24
ROSS, Aaron	0-2	0-1	2-2	1	3	2	0	0	0	0	11
Team				1							
<b>TOTALS</b>	<b>16-44</b>	<b>6-10</b>	<b>31-39</b>	<b>28</b>	<b>18</b>	<b>69</b>	<b>8</b>	<b>13</b>	<b>4</b>	<b>8</b>	<b>200</b>

<b>F6% 1st half:</b>	9-22	36.4%	2nd:	9-22	36.4%	GM:	16-44	36.4	DB
<b>F6% 1st half:</b>	3-5	60.0%	2nd:	3-5	60.0%	GM:	6-10	60.0%	REB
<b>F7% 1st half:</b>	20-25	80.0%	2nd:	11-14	78.6%	GM:	31-39	79.5%	6

**Score by periods:**

<b>LSU</b>	44	27	71
<b>Texas Tech</b>	39	30	69

**Officials:** Mark Whitehead, Rick Hartzell, Keith Kimble  
**Attendance:** 5,985

## Game 10 -- LSU 86, UAB 63

### 12/21/13 -- at Maravich Center (Baton Rouge, La.)

UAB	F6-A	F6-A	FT-A	REB	PF	PTS	A	TO	BLK	STL	MIN
WASHINGTON, CJ F	6-18	0-4	0-0	10	2	12	1	1	0	0	34
RUCKER, Rod F	2-5	0-0	3-4	3	3	7	1	4	0	0	25
ALHODZIC, F. C	6-11	0-0	0-0	6	3	12	0	1	1	0	26
FRAZIER, Chad G	4-16	0-3	7-9	3	2	15	3	3	0	1	38
SWING, Jordan G	2-7	1-4	3-4	4	1	8	0	1	0	1	26
WATTS, Denzell	0-1	0-1	4-4	0	0	4	0	0	0	0	4
WILLIAMS, Robert	1-7	0-3	1-2	9	1	3	2	3	0	1	23
RIDEAU, Thaddeus	0-1	0-1	0-0	1	1	0	0	0	0	0	6
MEHNTL, Tosin	0-2	0-0	2-3	4	5	2	0	1	0	0	12
MAISON, Tyler	0-1	0-0	0-0	1	1	0	0	1	0	0	3
MOTON, Karl	0-0	0-0	0-0	0	0	0	0	0	0	0	1
PURIFOY, Preston	0-0	0-0	0-0	0	0	0	0	0	0	0	2
Team				7							
<b>TOTALS</b>	<b>21-69</b>	<b>1-16</b>	<b>20-26</b>	<b>48</b>	<b>19</b>	<b>63</b>	<b>7</b>	<b>15</b>	<b>1</b>	<b>5</b>	<b>200</b>

<b>F6% 1st half:</b>	14-32	43.8%	2nd:	7-37	18.9%	GM:	21-69	30.4%	DB
<b>F6% 1st half:</b>	0-4	0.0%	2nd:	1-12	8.3%	GM:	1-16	6.3%	REB
<b>F7% 1st half:</b>	5-8	62.5%	2nd:	15-18	83.3%	GM:	20-26	76.9%	3.1

**LSU**

F6-A	F6-A	FT-A	REB	PF	PTS	A	TO	BLK	STL	MIN	
O'BRYAN III, J. F	6-12	0-0	5-7	5	2	17	2	1	2	0	26
MARTIN, Jarell F	5-13	2-3	0-0	2	3	12	1	1	0	0	25
MICKEY, Jordan F	6-10	0-0	0-0	6	0	12	2	5	4	0	30
HICKEY, Anthony G	3-8	2-4	0-0	5	3	8	1	0	0	2	18
STRINGER, Andre G	5-7	3-4	0-0	4	3	13	4	0	0	0	26
SHORTLESS, Henry	1-1	1-1	0-0	0	3	0	0	0	0	0	1
COLEMAN, Shavon	1-4	0-1	3-4	2	2	5	0	1	0	0	16
HAMMINK, Shane	1-1	0-0	0-0	0	2	0	0	0	0	0	2
MALONE, Darcy	0-0	0-0	0-0	0	2	0	0	0	0	0	4
MORGAN, Malik	1-4	0-1	1-2	6	0	3	1	2	0	1	18
ODO, John	0-1	0-0	2-2	2	0	2	0	0	0	1	11
EDLSTONE, B.	0-0	0-0	0-0	2	0	0	0	0	0	0	1
QUARTERMAN, Tim	3-5	2-3	1-2	1	4	9	9	0	0	2	22
Team				4							
<b>TOTALS</b>	<b>32-66</b>	<b>10-17</b>	<b>12-17</b>	<b>39</b>	<b>19</b>	<b>86</b>	<b>20</b>	<b>10</b>	<b>7</b>	<b>6</b>	<b>200</b>

<b>F6% 1st half:</b>	20-39	51.3%	2nd:	12-27	44.4%	GM:	32-66	48.5%	DB
<b>F6% 1st half:</b>	7-11	63.6%	2nd:	3-6	50.0%	GM:	10-17	58.8%	REB
<b>F7% 1st half:</b>	2-4	50.0%	2nd:	10-13	76.9%	GM:	12-17	70.6%	2

**Score by periods:**

<b>UAB</b>	33	30	63
<b>LSU</b>	49	37	86

**Officials:** Lamar Simpson, Willie C Washington, Mike Thibodeaux  
**Attendance:** 8,418

## Game 11 -- LSU 79, McNeese State 52

### 12/28/13 -- at Maravich Center (Baton Rouge, La.)

MCNEESE STATE	F6-A	F6-A	FT-A	REB	PF	PTS	A	TO	BLK	STL	MIN
FIELDS, Adrian F	0-4	0-2	0-0	2	0	0	0	1	1	1	19
GUIDRY, Deshaun F	3-9	2-6	2-2	3	4	10	1	1	1	1	27
MCFERRIN, Craig G	5-13	0-1	2-2	3	4	12	1	1	0	1	29
HARDY, Kevin G	1-7	0-3	0-0	5	4	10	1	3	0	4	29
EACKLES, Ledrick G	3-13	1-4	6-8	9	1	13	0	1	0	1	28
JOHNSON, Shaun	1-3	0-1	0-0	2	1	2	0	0	0	0	7
BURR, Jameya	0-2	0-0	0-0	0	0	1	1	0	0	0	21
GARRETT, Keelan	0-4	0-2	3-4	2	0	3	0	0	0	0	10
MOSS, Matthew	0-0	0-0	0-0	0	0	0	0	0	1	0	2
REGIS, Brandon	0-2	0-1	0-0	3	1	0	2	2	0	0	9
PORTIER, Lance	0-1	0-1	0-0	1	0	0	0	1	0	0	3
MILONANOVIC, A	0-0	0-0	0-0	2	0	0	0	1	0	0	3
LEWIS, Austin	1-4	0-0	0-2	3	4	2	0	0	2	0	11
KYAN, Pete	0-0	0-0	0-0	1	0	0	0	0	0	0	2
Team				5							

# 2013-14 Box Scores

HENDERSON, M. G	7:16	6:12	5:5	1	4	25	7	4	0	1	38
SUMMERS, Jarvis G	4:11	2:2	10:10	4	2	20	8	6	0	3	38
NEWBY, Martavious	0:0	0:0	0:0	0	0	0	0	0	0	1	0
MILLINGHAUS, D.	0:4	0:2	1:2	0	0	1	2	0	0	0	15
COX, Demarco	1:3	0:0	0:1	3	2	2	0	0	0	0	9
SAIZ, Sebastian	9:11	0:0	4:5	9	3	20	2	1	2	1	34
COLEBY, Dwight	0:0	0:0	0:0	0	1	0	0	0	0	0	6
Team											
TOTALS	28:05	10:22	22:27	49	20	88	22	14	5	7	225

**F6% 1st half:** 11-33 33.3% **2nd:** 12-26 46.2% **GM:** 28:05 48.1% **DB**  
**F6% 1st half:** 4-10 40.0% **2nd:** 5-11 45.5% **GM:** 10-22 45.5% **REB**  
**FT% 1st half:** 9-12 75.0% **2nd:** 5-5 100.0% **GM:** 22-27 81.5% **1**

**Score by periods:**  
**LSU** 32 37 5 74  
**Ole Miss** 35 34 19 88

**Officials:** Pat Adams, John Hampton, Doug Simons  
**Attendance:** 7,894

## Game 16 – LSU 81, Vanderbilt 58

**1/18/14 – at Maravich Center (Baton Rouge, La.)**

<b>VANDERBILT</b>	<b>F6-A</b>	<b>3FG-A</b>	<b>FT-A</b>	<b>REB</b>	<b>PF</b>	<b>PTS</b>	<b>A</b>	<b>TO</b>	<b>BLK</b>	<b>STL</b>	<b>MIN</b>
ODUM, Rod F	6:10	4:6	4:5	6	2	20	0	1	0	2	39
JONES, Damian F	7:14	0:0	2:2	6	4	16	0	0	0	0	25
SIAMAK, James F	2:5	0:0	0:1	4	4	4	4	1	5	0	29
FULLER, Kyle G	1:9	1:5	2:5	1	6	1	5	0	0	0	38
PARKER, Dai-Jon G	3:8	0:3	4:5	3	4	10	2	3	0	1	38
KORNET, Luke	0:5	0:0	0:0	2	0	0	0	0	0	0	15
WATKINS, Nathan	0:0	0:0	0:0	0	0	0	0	0	0	0	1
JOSEPHS, Carter	0:0	0:0	0:0	0	1	0	0	0	0	0	2
MOATS, Shelby	0:2	0:1	2:2	2	2	2	1	0	0	2	14
Team											
TOTALS	10:53	5:20	15:20	24	20	58	8	10	5	6	200

**F6% 1st half:** 9-29 30.9% **2nd:** 11-30 36.7% **GM:** 19:53 35.8% **DB**  
**F6% 1st half:** 2-9 22.2% **2nd:** 3-11 27.3% **GM:** 5-20 25.0% **REB**  
**FT% 1st half:** 7-11 63.6% **2nd:** 8-9 88.9% **GM:** 15-20 75.0% **1**

<b>LSU</b>	<b>F6-A</b>	<b>3FG-A</b>	<b>FT-A</b>	<b>REB</b>	<b>PF</b>	<b>PTS</b>	<b>A</b>	<b>TO</b>	<b>BLK</b>	<b>STL</b>	<b>MIN</b>
O'BRYANT III, J. F	5:10	1:1	11:14	12	2	22	2	3	0	2	29
COLEMAN, Shannon F	0:6	0:3	0:0	5	2	0	4	1	0	1	29
MICKEY, Jordan F	6:12	0:0	1:3	5	3	13	1	1	1	1	26
HICKEY, Anthony G	2:3	1:2	0:0	2	2	5	0	1	0	0	20
MORGAN, Malik G	4:5	1:2	0:1	3	0	9	0	0	0	0	21
SHORTRISS, Henry	0:0	0:0	0:0	0	0	0	0	1	0	0	1
STRINGER, Andre	4:8	1:2	1:1	2	3	10	1	0	0	3	24
HAMMINK, Shane	0:0	0:0	0:0	0	2	0	0	1	0	0	2
MARTIN, Jarell F	4:7	0:1	3:3	5	0	11	2	2	1	0	21
MALONE, Darcy	1:1	0:0	0:0	0	1	2	1	0	0	0	4
ODO, John	1:2	0:0	0:0	1	0	2	0	0	0	0	1
EDDLESTONE, B.	0:0	0:0	0:0	0	0	0	0	0	0	0	1
QUARTERMAN, Tim	2:6	1:3	2:2	8	2	7	2	2	0	0	21
Team											
TOTALS	29:00	5:14	18:24	48	17	81	11	12	2	7	200

**F6% 1st half:** 12-31 38.7% **2nd:** 17-29 58.6% **GM:** 29:00 48.3% **DB**  
**F6% 1st half:** 4-11 36.4% **2nd:** 1-3 33.3% **GM:** 5-14 35.7% **REB**  
**FT% 1st half:** 7-11 63.6% **2nd:** 11-13 84.6% **GM:** 18-24 75.0% **3**

**Score by periods:**  
**Vanderbilt** 25 33 58  
**LSU** 35 46 81

**Officials:** Mike Nance, Tim Gattis, Byron Jarrett  
**Attendance:** 8,716

## Game 17 – LSU 77, Missouri 71

**1/21/14 – at Maravich Center (Baton Rouge, La.)**

<b>MISSOURI</b>	<b>F6-A</b>	<b>3FG-A</b>	<b>FT-A</b>	<b>REB</b>	<b>PF</b>	<b>PTS</b>	<b>A</b>	<b>TO</b>	<b>BLK</b>	<b>STL</b>	<b>MIN</b>
WILLIAMS, Jon. F	2:6	0:1	0:1	8	4	4	1	3	0	0	31
ROSBURG, Ryan F	1:4	0:0	0:0	2	1	2	0	0	0	0	19
CLARKSON, Jordan G	7:18	2:5	3:4	5	2	19	3	4	0	4	35
BROWN, Jabari G	10:15	5:6	3:5	4	1	28	1	1	0	0	36
ROSS, Earnest G	5:12	1:3	5:6	11	4	16	0	1	0	2	31
CLARK, Wes	0:4	0:2	0:0	1	3	0	1	0	0	0	16
CHRISWELL, Tony	1:6	0:1	0:0	6	2	2	1	1	0	0	20
RECTOR, Shane	0:0	0:0	0:0	0	0	0	0	0	0	0	2
JONES, Torren	0:1	0:0	0:0	0	2	0	0	0	0	0	5
POST, Keenan	0:0	0:0	0:0	0	1	0	0	0	0	0	5
Team											
TOTALS	26:66	8:18	11:16	38	20	71	7	10	1	7	200

**F6% 1st half:** 14-35 40.0% **2nd:** 12-31 38.7% **GM:** 26:66 39.4% **DB**  
**F6% 1st half:** 4-9 44.4% **2nd:** 4-9 44.4% **GM:** 8-18 44.4% **REB**  
**FT% 1st half:** 1-1 100.0% **2nd:** 10-15 66.7% **GM:** 11-16 68.8% **3**

<b>LSU</b>	<b>F6-A</b>	<b>3FG-A</b>	<b>FT-A</b>	<b>REB</b>	<b>PF</b>	<b>PTS</b>	<b>A</b>	<b>TO</b>	<b>BLK</b>	<b>STL</b>	<b>MIN</b>
O'BRYANT III, J. F	7:13	0:0	2:3	6	4	16	1	3	0	0	32
COLEMAN, Shannon F	7:11	3:7	2:5	5	0	19	2	2	1	2	32
MICKEY, Jordan F	5:8	0:0	4:4	13	0	14	0	3	5	1	31
HICKEY, Anthony G	1:7	1:4	4:4	1	1	7	3	1	0	2	25
MORGAN, Malik G	0:3	0:2	2:4	3	2	2	1	0	0	0	14
STRINGER, Andre	3:8	3:7	3:4	1	4	12	1	0	0	1	32
HAMMINK, Shane	0:0	0:0	0:0	0	0	0	0	0	0	0	2
MARTIN, Jarell	2:4	0:0	1:2	4	0	5	0	1	1	0	17
MALONE, Darcy	1:1	0:0	0:0	0	1	2	1	0	0	0	4
QUARTERMAN, Tim	1:5	0:2	0:0	3	2	2	3	1	2	1	15
Team											
TOTALS	26:59	7:22	18:26	43	17	77	12	12	9	7	200

**F6% 1st half:** 13-31 41.9% **2nd:** 13-28 46.4% **GM:** 26:59 44.1% **DB**  
**F6% 1st half:** 6-17 35.3% **2nd:** 1-5 20.0% **GM:** 7-22 31.8% **REB**  
**FT% 1st half:** 6-8 75.0% **2nd:** 12-28 66.7% **GM:** 18-26 69.2% **2**

**Score by periods:**  
**Missouri** 33 38 71  
**LSU** 38 39 77

**Officials:** Doug Shows, Lee Cassell, Keith Kimble  
**Attendance:** 8,411

## Game 18 – Alabama 82, LSU 80

**1/25/14 – at Coleman Coliseum (Tuscaloosa, Ala.)**

<b>LSU</b>	<b>F6-A</b>	<b>3FG-A</b>	<b>FT-A</b>	<b>REB</b>	<b>PF</b>	<b>PTS</b>	<b>A</b>	<b>TO</b>	<b>BLK</b>	<b>STL</b>	<b>MIN</b>
O'BRYANT III, J. F	6:11	0:0	6:7	5	3	18	0	3	2	0	29
COLEMAN, Shannon F	4:11	1:3	4:5	4	3	13	1	0	1	3	36
MICKEY, Jordan F	5:11	0:1	1:2	6	0	11	0	1	2	0	32
HICKEY, Anthony G	4:7	2:4	0:0	3	4	10	2	2	2	0	32
MORGAN, Malik G	2:6	2:4	0:0	3	3	6	2	0	0	1	16
STRINGER, Andre	4:7	1:4	3:4	1	2	12	6	2	0	2	26
MARTIN, Jarell	2:5	1:1	1:2	6	2	6	0	4	1	1	17
ODO, John	1:1	0:0	0:0	2	3	2	0	0	0	0	4
QUARTERMAN, Tim	1:3	0:0	0:0	1	1	2	0	1	0	1	8
Team											
TOTALS	29:02	7:16	15:20	34	21	80	11	13	8	8	200

**F6% 1st half:** 9-28 32.1% **2nd:** 20-34 58.8% **GM:** 29:02 46.8% **DB**  
**F6% 1st half:** 2-8 25.0% **2nd:** 5-8 62.5% **GM:** 7-16 43.8% **REB**  
**FT% 1st half:** 3-6 50.0% **2nd:** 12-14 85.7% **GM:** 15-20 75.0% **4**

<b>ALABAMA</b>	<b>F6-A</b>	<b>3FG-A</b>	<b>FT-A</b>	<b>REB</b>	<b>PF</b>	<b>PTS</b>	<b>A</b>	<b>TO</b>	<b>BLK</b>	<b>STL</b>	<b>MIN</b>
HALE, Shannon F	5:14	3:7	4:5	2	2	17	6	2	0	1	27
ENGSTROM, Carl C	1:2	0:0	0:0	4	2	2	0	1	1	0	19
KEY, Algie G	0:1	0:0	1:2	3	1	1	4	2	0	2	23
RELEFORD, Trevor G	6:10	1:1	8:8	3	2	21	4	3	0	2	40
COOPER, Rodney G	7:12	4:5	1:2	6	3	19	2	3	1	0	33
TAYLOR, Jimmie	1:1	0:0	0:0	4	3	2	0	0	2	0	13
JACOBS, Nick	3:4	0:0	0:0	4	3	6	1	3	0	0	18
RANDOLPH, Levi	4:8	0:3	6:9	1	2	14	1	0	0	2	27
Team											
TOTALS	27:52	9:16	20:26	29	18	82	18	14	4	7	200

**F6% 1st half:** 13-29 44.8% **2nd:** 14-23 60.9% **GM:** 27:52 51.9% **DB**  
**F6% 1st half:** 1-7 14.3% **2nd:** 7-9 77.8% **GM:** 9-16 50.0% **REB**  
**FT% 1st half:** 9-12 75.0% **2nd:** 11-14 78.6% **GM:** 20-26 76.9% **2**

**Score by periods:**  
**LSU** 23 57 80  
**Alabama** 36 46 82

**Officials:** Tony Greene, Joe DeRossa, Jeff Smith  
**Attendance:** 12,601

## Game 19 – LSU 87, Kentucky 82

**1/28/14 – at Maravich Center (Baton Rouge, La.)**

<b>KENTUCKY</b>	<b>F6-A</b>	<b>3FG-A</b>	<b>FT-A</b>	<b>REB</b>	<b>PF</b>	<b>PTS</b>	<b>A</b>	<b>TO</b>	<b>BLK</b>	<b>STL</b>	<b>MIN</b>
YOUNG, James F	9:18	5:12	0:0	7	2	23	2	0	1	1	38
CAULY-STEIN, W F	1:5	0:0	1:2	6	1	3	1	1	0	1	17
RANDLE, Julius F	3:11	0:0	0:1	5	3	6	3	1	3	1	37
HARRISON, Aaron G	5:13	3:5	1:2	6	1	14	1	4	0	0	30
HARRISON, And. G	2:7	0:1	4:4	0	3	8	1	1	0	0	35
POLSON, Jarrod	1:3	1:2	0:0	2	0	3	1	1	0	0	12
POYTHRESS, Alex	4:8	0:0	2:2	7	3	10	0	3	1	0	17
HAWKINS, D.	0:0	0:0	0:0	0	1	0	0	0	0	0	4
Johnson, Dekari	7:8	0:0	1:2	6	5	15	1	0	1	1	20
Team											
TOTALS	32:73	9:20	9:13	42	19	82	8	13	4	6	200

**F6% 1st half:** 15-36 41.7% **2nd:** 17-37 45.9% **GM:** 32:73 43.8% **DB**  
**F6% 1st half:** 2-7 28.6% **2nd:** 7-13 53.8% **GM:** 9-20 45.0% **REB**  
**FT% 1st half:** 4-6 66.7% **2nd:** 5-7 71.4% **GM:** 9-13 69.2% **3**

<b>LSU</b>	<b>F6-A</b>	<b>3FG-A</b>	<b>FT-A</b>	<b>REB</b>	<b>PF</b>	<b>PTS</b>	<b>A</b>	<b>TO</b>	<b>BLK</b>	<b>STL</b>	<b>MIN</b>
O'BRYANT III, J. F	12:20	0:0	5:9	9	3	29	0	4	2	1	33
COLEMAN, Shannon F	5:11	2									

## Game 23 -- Texas A&M 83, LSU 73

2/12/14 -- at Reed Arena (College Station, Texas)

LSU	FG-A	3FG-A	FT-A	REB	PF	PTS	A	TO	BLK	STL	MIN
O'BRYAN III, J. F.	6-1	0-0	3-4	6	4	15	0	1	0	1	26
COLEMAN, ShaVon F.	8-13	3-7	2-2	6	3	21	3	2	1	2	31
MARTIN, Jarell F.	2-9	0-4	7-10	6	1	11	0	0	1	1	31
MICKEY, Jordan F.	5-8	0-0	3-4	7	3	13	1	2	2	0	37
HICKEY, Anthony G.	3-8	3-7	0-0	3	2	9	6	1	0	1	33
STRINGER, Andre	1-5	0-4	0-0	1	3	2	1	3	0	1	21
HAMMINK, Shane	1-1	0-0	0-2	1	2	0	0	0	0	0	8
ODO, John	0-0	0-0	0-0	0	0	0	0	0	0	0	1
QUARTERMAN, Tim	0-3	0-2	0-0	2	1	0	1	2	0	0	12
Team				1							1
<b>TOTALS</b>	<b>26-58</b>	<b>6-24</b>	<b>15-22</b>	<b>32</b>	<b>18</b>	<b>73</b>	<b>12</b>	<b>12</b>	<b>4</b>	<b>6</b>	<b>200</b>

<b>FG% 1st half:</b>	12-27	44.4%	2nd:	14-31	45.2%	GM:	26-58	44.8%	DB
<b>FG% 1st half:</b>	2-8	25.0%	2nd:	4-8	50.0%	GM:	6-24	25.0%	REB
<b>FT% 1st half:</b>	11-14	78.6%	2nd:	4-6	50.0%	GM:	15-22	68.2%	3

TEXAS A&M	FG-A	3FG-A	FT-A	REB	PF	PTS	A	TO	BLK	STL	MIN
SMITH, Shawn *	2-4	0-2	4-5	4	0	8	4	0	0	0	24
ROBERSON, K. *	4-9	0-0	4-9	10	3	12	1	2	0	0	23
CARUSO, Alex *	2-5	1-3	4-5	3	3	9	3	4	1	2	23
JONES, Jamal *	7-15	5-10	0-0	2	2	19	2	0	0	0	33
SPACE, Antwan *	1-3	0-1	0-1	5	3	2	3	3	0	0	26
MILLER, Tavorio	2-4	0-0	5-6	7	3	9	1	0	0	0	20
GREEN, Jordan	4-8	1-2	0-0	1	1	9	1	1	0	1	21
HARRIS, Fabyon	2-3	0-1	0-0	2	0	4	1	1	0	1	21
FITZGERALD, D.	4-7	3-4	0-0	3	1	11	0	0	1	1	9
Team				2							2
<b>TOTALS</b>	<b>28-58</b>	<b>10-23</b>	<b>17-26</b>	<b>39</b>	<b>16</b>	<b>83</b>	<b>16</b>	<b>11</b>	<b>2</b>	<b>5</b>	<b>200</b>

<b>FG% 1st half:</b>	15-33	45.5%	2nd:	13-25	52.0%	GM:	28-58	48.3%	DB
<b>FG% 1st half:</b>	6-15	40.0%	2nd:	4-8	50.0%	GM:	10-23	43.5%	REB
<b>FT% 1st half:</b>	7-10	70.0%	2nd:	10-16	62.5%	GM:	17-26	65.4%	4

Score by periods:	LSU	TEXAS A&M
	37	36
	43	40
		83

Officials: Joe DeRosa, Lamar Simpson, Glenn Tuitt  
 Technical fouls - None  
 Attendance: 4,782

## Game 24 -- Arkansas 81, LSU 70

2/15/14 -- at Bud Walton Arena (Fayetteville, Ark.)

LSU	FG-A	3FG-A	FT-A	REB	PF	PTS	A	TO	BLK	STL	MIN
O'BRYAN III, J. F.	9-18	0-0	2-4	16	5	20	2	3	0	0	31
COLEMAN, ShaVon F.	4-11	1-3	0-0	2	3	9	2	0	0	1	29
MARTIN, Jarell F.	4-6	0-2	0-2	4	4	8	0	2	0	0	19
MICKEY, Jordan F.	2-6	0-0	4-5	10	4	8	2	4	2	0	29
HICKEY, Anthony G.	3-11	2-7	0-1	3	0	8	2	1	1	0	36
STRINGER, Andre	4-14	3-10	2-2	4	2	13	4	1	0	1	29
HAMMINK, Shane	0-1	0-1	0-0	1	0	0	0	2	0	0	7
ODO, John	2-2	0-0	0-0	1	4	0	1	1	0	0	9
QUARTERMAN, Tim	0-2	0-1	0-0	2	2	0	1	3	0	1	11
Team				3							3
<b>TOTALS</b>	<b>28-71</b>	<b>6-24</b>	<b>9-14</b>	<b>46</b>	<b>21</b>	<b>70</b>	<b>13</b>	<b>17</b>	<b>4</b>	<b>3</b>	<b>200</b>

<b>FG% 1st half:</b>	13-36	36.1%	2nd:	15-35	42.9%	GM:	28-71	39.4%	DB
<b>FG% 1st half:</b>	1-7	14.3%	2nd:	5-17	29.4%	GM:	6-24	25.0%	REB
<b>FT% 1st half:</b>	6-8	75.0%	2nd:	2-6	33.3%	GM:	9-14	57.1%	2

ARKANSAS	FG-A	3FG-A	FT-A	REB	PF	PTS	A	TO	BLK	STL	MIN
CLARKE, Coty F.	5-7	3-4	3-4	9	4	16	4	0	0	1	21
PORFIS, Bobby F.	7-13	1-1	0-0	8	2	15	0	2	1	4	35
MADDEN, Rashad G.	4-9	1-3	12-14	3	2	21	5	2	0	0	28
GULLEY, Fred G.	1-2	1-2	0-0	3	2	3	2	0	0	0	17
QUALLS, Michael G.	4-11	3-5	2-7	4	0	13	0	1	1	2	23
WADE, Mardracus	0-1	0-1	0-0	1	2	0	1	1	0	0	21
HARRIS, Alandise	4-8	0-0	0-0	4	1	8	2	2	3	0	27
SCOTT, Rickey	0-1	0-0	0-0	0	0	0	0	0	0	0	5
HAYDAR, Kikko	1-1	1-1	0-0	0	1	3	1	2	0	0	10
WILLIAMS, Jacorey	1-6	0-0	0-0	3	1	2	2	1	0	2	13
Team				1							1
<b>TOTALS</b>	<b>27-58</b>	<b>10-17</b>	<b>17-25</b>	<b>36</b>	<b>15</b>	<b>81</b>	<b>17</b>	<b>11</b>	<b>5</b>	<b>9</b>	<b>200</b>

<b>FG% 1st half:</b>	13-32	40.6%	2nd:	14-27	51.9%	GM:	27-58	45.8%	DB
<b>FG% 1st half:</b>	6-9	66.7%	2nd:	4-8	50.0%	GM:	10-17	58.8%	REB
<b>FT% 1st half:</b>	5-9	55.6%	2nd:	12-16	75.0%	GM:	17-25	68.0%	3,2

Score by periods:	LSU	ARKANSAS
	33	37
	37	44
		81

Officials: Ted Valentine, Keith Kimble, Brian Shey  
 Attendance: 18,307

## Game 25 -- LSU 92, Mississippi State 81

2/19/14 -- at Maravich Center (Baton Rouge, La.)

MISS. STATE	FG-A	3FG-A	FT-A	REB	PF	PTS	A	TO	BLK	STL	MIN
BROCHERT, Colin F.	0-2	0-0	0-0	0	5	0	2	0	0	0	6
WARE, Gavin F.	4-7	0-0	2-2	11	4	10	0	1	2	3	33
THOMAS, Fred G.	0-0	0-0	1-2	1	0	1	0	2	0	0	16
BLOODMAN, T. G.	4-7	1-2	2-4	2	1	11	2	5	0	2	34
SWORD, Craig G.	11-16	1-2	10-14	3	5	33	3	2	1	3	32
LABS, Jacoby	1-3	1-2	0-0	2	0	3	0	1	0	0	9
WILSON, DeRunmya	0-2	0-1	4-4	1	1	4	1	0	0	0	17
MOORE, Tevin	0-0	0-0	0-0	0	0	0	0	0	0	0	1
READY, L. J.	4-10	0-1	0-0	3	1	8	1	3	0	1	29
DUNNINGHAM, T.	0-1	0-0	0-0	1	1	0	0	0	0	0	4
JOHNSON, Roqueez	2-4	0-0	7-10	3	4	11	0	0	0	1	19
Team				3							3
<b>TOTALS</b>	<b>26-52</b>	<b>3-8</b>	<b>26-36</b>	<b>30</b>	<b>22</b>	<b>81</b>	<b>8</b>	<b>16</b>	<b>2</b>	<b>9</b>	<b>200</b>

<b>FG% 1st half:</b>	9-24	37.5%	2nd:	17-28	60.7%	GM:	26-52	50.0%	DB
<b>FG% 1st half:</b>	0-3	0.0%	2nd:	3-5	60.0%	GM:	3-8	37.5%	REB
<b>FT% 1st half:</b>	13-19	68.4%	2nd:	13-17	76.5%	GM:	26-36	72.2%	5

Score by periods:	LSU	MISSISSIPPI STATE
	30	39
	28	33
		61

Officials: Pat Adams, Mike Thibodeaux, Keith Kimble  
 Attendance: 9,208

LSU	FG-A	3FG-A	FT-A	REB	PF	PTS	A	TO	BLK	STL	MIN
O'BRYAN III, J. F.	2-11	0-0	2-2	6	5	6	5	1	0	0	25
COLEMAN, ShaVon F.	6-11	1-4	5-7	2	4	18	2	2	0	4	33
MICKEY, Jordan F.	4-6	0-0	11-12	4	1	19	3	7	2	3	30
MARTIN, Jarell F.	8-11	2-3	2-2	8	2	20	2	0	0	1	35
HICKEY, Anthony G.	5-8	3-6	0-2	1	2	13	3	2	0	0	36
SHORTLESS, Henry	0-0	0-0	0-0	0	0	0	0	0	0	0	1
STRINGER, Andre	4-7	3-5	3-4	4	4	14	1	1	0	1	12
HAMMINK, Shane	0-0	0-0	0-0	2	0	0	0	0	0	0	4
MALONE, Darcy	0-1	0-1	0-0	0	0	0	0	0	0	0	1
ODO, John	0-0	0-0	0-0	1	0	0	0	0	0	0	3
EDOLESTON, B.	0-0	0-0	0-0	0	0	0	0	0	0	0	1
QUARTERMAN, Tim	1-4	0-2	0-0	5	4	2	1	4	1	0	19
Team				4							4
<b>TOTALS</b>	<b>30-58</b>	<b>9-21</b>	<b>23-29</b>	<b>34</b>	<b>25</b>	<b>92</b>	<b>17</b>	<b>16</b>	<b>4</b>	<b>8</b>	<b>200</b>

<b>FG% 1st half:</b>	14-30	46.7%	2nd:	16-29	55.2%	GM:	30-59	50.8%	DB
<b>FG% 1st half:</b>	3-10	30.0%	2nd:	6-11	54.5%	GM:	9-21	42.9%	REB
<b>FT% 1st half:</b>	11-12	91.7%	2nd:	12-17	70.6%	GM:	27-38	79.3%	2

Score by periods:	Mississippi State	LSU
	31	50
	42	50
		81

Officials: Pat Adams, Rick Hartzell, Mike Kitts  
 Attendance: 7,689

## Game 26 -- Kentucky 77, LSU 76 (OT)

2/22/14 -- at Rupp Arena (Lexington, Ky.)

LSU	FG-A	3FG-A	FT-A	REB	PF	PTS	A	TO	BLK	STL	MIN
O'BRYAN III, J. F.	9-25	0-0	4-5	12	4	20					

# 2013-14 Box Scores

<b>F6% 1st half:</b>	11-21	52.4%	2nd:	12-27	44.4%	GM:	23-48	47.5%	DB
<b>F6% 1st half:</b>	5-5	100.0%	2nd:	4-10	40.0%	GM:	9-15	60.0%	REB
<b>FT% 1st half:</b>	3-4	75.0%	2nd:	11-18	68.8%	GM:	14-20	70.0%	3

LSU	F6-A	3FG-A	FT-A	REB	PF	PTS	A	TO	BLK	STL	MIN
O'BRYANT III, J. F	2-8	0-0	1-2	8	4	5	2	5	4	1	31
COLEMAN, ShaVon F	2-6	1-4	2-2	4	2	7	1	0	0	0	25
MICKEY, Jordan F	3-9	0-0	3-7	8	2	9	1	1	0	0	36
HICKEY, Anthony G	2-7	1-6	0-0	1	4	5	1	1	0	4	36
STRINGER, Andre	7-15	3-8	5-7	1	3	22	0	1	0	1	32
MARTIN, Jarell	4-9	0-4	5-5	4	5	13	2	2	1	0	30
QUARTERMAN, Tim	0-1	0-1	0-0	0	0	0	0	1	1	0	10
Team	3										
<b>Totals</b>	<b>20-55</b>	<b>5-23</b>	<b>16-23</b>	<b>29</b>	<b>20</b>	<b>61</b>	<b>7</b>	<b>11</b>	<b>6</b>	<b>6</b>	<b>200</b>

<b>F6% 1st half:</b>	10-28	35.7%	2nd:	10-27	37.0%	GM:	20-55	36.4%	DB
<b>F6% 1st half:</b>	3-14	21.4%	2nd:	2-9	22.2%	GM:	5-23	21.7%	REB
<b>FT% 1st half:</b>	5-5	100.0%	2nd:	11-18	61.1%	GM:	16-23	69.6%	4

<b>Score by periods:</b>			
Georgia	30	39	69
LSU	28	33	61

Officials: Pat Adams, Mike Thibodeaux, Keith Kimble  
Attendance: 9,208

### Game 31 – LSU 68, Alabama 56 (SEC 2nd Round) 3/13/14 – at Georgia Dome (Atlanta, Ga.)

ALABAMA	F6-A	3FG-A	FT-A	REB	PF	PTS	A	TO	BLK	STL	MIN
TAYLOR, Jimmie F	4-6	0-0	1-4	5	4	9	0	1	0	0	32
HALE, Shannon F	4-9	2-5	1-2	2	1	11	0	1	1	0	30
RELEFORD, Trevor G	2-11	1-4	6-7	5	1	11	3	2	0	3	35
RANDOLPH, Levi G	3-9	2-5	2-4	6	0	10	2	1	0	3	37
COOPER, Rodney G	2-7	0-5	4-7	2	3	8	1	1	0	1	33
KEY, Algie	0-1	0-0	0-0	1	0	2	1	0	0	0	5
ENCSSTROM, Carl	0-2	0-0	0-0	2	1	0	0	0	0	0	7
OBASOHAN, Retin	3-5	1-2	0-2	2	0	7	0	1	0	1	21
Team	6										
<b>Totals</b>	<b>10-50</b>	<b>6-21</b>	<b>14-26</b>	<b>31</b>	<b>11</b>	<b>56</b>	<b>8</b>	<b>8</b>	<b>1</b>	<b>8</b>	<b>200</b>

<b>F6% 1st half:</b>	10-27	37.0%	2nd:	8-23	34.8%	GM:	18-50	36.0%	DB
<b>F6% 1st half:</b>	4-11	36.4%	2nd:	2-10	20.0%	GM:	6-21	28.6%	REB
<b>FT% 1st half:</b>	0-2	0.0%	2nd:	14-24	58.3%	GM:	14-26	53.8%	4,1

LSU	F6-A	3FG-A	FT-A	REB	PF	PTS	A	TO	BLK	STL	MIN
O'BRYANT III, J. F	5-7	0-0	1-5	6	4	11	4	3	0	0	27
COLEMAN, ShaVon F	5-12	5-9	0-0	8	3	15	3	1	0	1	33
MARTIN, Jarell F	4-8	1-1	1-2	3	2	10	3	1	0	2	34
MICKEY, Jordan F	4-6	0-0	1-2	11	2	9	1	0	3	0	32
HICKEY, Anthony G	2-6	1-3	0-0	3	3	5	1	0	2	0	32
STRINGER, Andre	2-7	2-6	0-0	3	4	6	0	3	0	0	23
HAMMINK, Shane	0-0	0-0	0-0	0	0	0	0	0	0	0	5
MALONE, Darryl	0-0	0-0	0-0	1	1	0	0	0	0	0	1
ODD, John	0-0	0-0	0-0	0	0	0	0	0	0	0	1
QUARTERMAN, Tim	5-8	2-3	0-0	3	0	12	0	1	1	0	12
Team	0										
<b>Totals</b>	<b>27-54</b>	<b>11-22</b>	<b>3-9</b>	<b>38</b>	<b>19</b>	<b>68</b>	<b>19</b>	<b>11</b>	<b>4</b>	<b>6</b>	<b>200</b>

<b>F6% 1st half:</b>	14-29	48.9%	2nd:	13-25	52.0%	GM:	27-54	50.0%	DB
<b>F6% 1st half:</b>	6-13	46.2%	2nd:	5-9	55.6%	GM:	11-22	50.0%	REB
<b>FT% 1st half:</b>	1-2	50.0%	2nd:	2-7	28.6%	GM:	3-9	33.3%	2,1

<b>Score by periods:</b>			
Alabama	24	32	56
LSU	35	33	68

Officials: Anthony Jordan, John Hampton, Pat Evans  
Attendance: 10,218

### Game 32 – Kentucky 85, LSU 67 (SEC Quarterfinals) 3/6/14 – at Georgia Dome (Atlanta, Ga.)

LSU	F6-A	3FG-A	FT-A	REB	PF	PTS	A	TO	BLK	STL	MIN
O'BRYANT III, J. F	6-13	0-0	6-13	7	5	18	1	3	1	0	31
COLEMAN, ShaVon F	3-7	2-4	2-2	3	4	10	1	0	0	1	30
MICKEY, Jordan F	5-11	0-0	2-4	13	3	12	1	3	2	0	39
HICKEY, Anthony G	1-7	1-5	0-0	0	2	3	4	1	0	2	35
MARTIN, Jarell F	4-7	1-2	0-0	2	4	9	4	1	0	0	29
STRINGER, Andre	5-11	3-6	1-3	2	2	14	2	3	0	1	23
MALONE, Dracy	0-0	0-0	0-0	0	2	0	0	1	0	0	1
ODD, John	0-0	0-0	0-0	0	2	0	0	0	0	0	1
QUARTERMAN, Tim	0-3	0-2	1-2	4	2	1	0	0	0	0	11
Team	1										
<b>Totals</b>	<b>24-59</b>	<b>7-19</b>	<b>12-24</b>	<b>32</b>	<b>26</b>	<b>67</b>	<b>13</b>	<b>12</b>	<b>3</b>	<b>4</b>	<b>200</b>

<b>F6% 1st half:</b>	12-27	44.4%	2nd:	12-32	37.5%	GM:	24-59	40.7%	DB
<b>F6% 1st half:</b>	4-10	40.0%	2nd:	3-9	33.3%	GM:	7-19	36.8%	REB
<b>FT% 1st half:</b>	4-10	40.0%	2nd:	8-14	57.1%	GM:	12-24	50.0%	4

KENTUCKY	F6-A	3FG-A	FT-A	REB	PF	PTS	A	TO	BLK	STL	MIN
RANDLE, Julius F	4-12	0-0	9-16	16	3	17	1	1	0	0	31
JOHNSON, Dakari C	4-6	0-0	1-2	11	4	9	0	0	3	0	25
YOUNG, James G	6-17	3-9	6-8	6	2	21	4	2	0	2	37
HARRISON, Andrew G	5-9	3-6	1-5	2	1	14	2	0	1	1	33
HARRISON, Andrew G	2-4	0-1	7-8	3	2	11	8	3	1	2	36
SPOILSON, Jarrod	0-0	0-0	0-0	0	0	0	0	0	0	0	6
HOOD, Jon	0-0	0-0	0-0	0	0	0	0	0	0	0	1
MALONE, Sam	0-0	0-0	0-0	0	0	0	0	0	0	0	0+
CAULLEY-STEIN, W.	4-6	0-0	0-0	6	4	8	0	0	6	1	18
POYTHRESS, Alex	1-1	1-1	2-2	2	5	5	0	3	0	1	13
HAWKINS, Dom.	0-0	0-0	0-0	0	0	0	0	0	0	0	0+
WILLIS, Derek	0-0	0-0	0-0	0	0	0	0	0	0	0	0+
Team	2										
<b>Totals</b>	<b>26-55</b>	<b>7-17</b>	<b>26-41</b>	<b>48</b>	<b>21</b>	<b>85</b>	<b>15</b>	<b>9</b>	<b>11</b>	<b>7</b>	<b>200</b>

<b>F6% 1st half:</b>	16-34	47.1%	2nd:	10-21	47.6%	GM:	26-55	47.3%	DB
<b>F6% 1st half:</b>	4-10	40.0%	2nd:	3-7	42.9%	GM:	7-17	41.2%	REB
<b>FT% 1st half:</b>	6-15	40.0%	2nd:	20-26	76.9%	GM:	26-41	63.4%	7

<b>Score by periods:</b>			
LSU	32	35	67
Kentucky	42	43	85

Officials: Doug Showes, Joe Lindsay, Glenn Tuit  
Attendance: 19,056

### Game 33 – LSU 71, San Francisco 63 (NIT First Round)

LSU	F6-A	3FG-A	FT-A	REB	PF	PTS	A	TO	BLK	STL	MIN
HICKEY, Anthony G	2-8	1-5	0-0	5	3	5	3	3	0	1	31
O'BRYANT III, J. F	3-8	0-0	7-10	6	3	13	1	1	2	0	34
COLEMAN, ShaVon F	4-10	3-7	2-2	6	1	13	3	1	0	3	36
MARTIN, Jarell F	7-11	1-3	1-1	6	0	16	0	4	2	0	25
MICKEY, Jordan F	4-8	0-0	0-2	8	3	8	3	1	1	0	35
STRINGER, Andre	2-3	2-3	3-4	1	1	9	1	0	0	0	14
HAMMINK, Shane	2-3	0-1	0-0	0	1	4	0	0	0	0	8
ODD, John	0-0	0-0	0-0	0	0	0	0	0	0	0	2
QUARTERMAN, Tim	1-3	1-3	0-0	0	0	3	0	0	0	2	15
Team	2										
<b>Totals</b>	<b>25-54</b>	<b>8-22</b>	<b>13-19</b>	<b>34</b>	<b>12</b>	<b>71</b>	<b>11</b>	<b>10</b>	<b>5</b>	<b>6</b>	<b>200</b>

<b>F6% 1st half:</b>	14-32	43.8%	2nd:	11-22	50.0%	GM:	25-54	46.3%	DB
<b>F6% 1st half:</b>	2-13	18.7%	2nd:	8-10	80.0%	GM:	9-22	36.5%	REB
<b>FT% 1st half:</b>	3-3	100.0%	2nd:	10-16	62.5%	GM:	13-19	68.4%	2

SAN FRANCISCO	F6-A	3FG-A	FT-A	REB	PF	PTS	A	TO	BLK	STL	MIN
GLOVER, Matt *	2-3	1-1	2-2	5	4	7	2	3	0	0	31
HOLMES, Arvy *	4-13	0-6	1-2	0	1	9	5	1	0	1	34
PINKINS, Krutze *	3-11	0-2	1-2	10	3	7	3	1	0	1	35
TOLLEFSEN, Mark *	2-5	0-2	0-0	4	0	4	1	1	0	0	19

DICKERSON, Cole *	10-20	2-8	2-2	8	4	24	0	1	2	1	33
CHRISTIANSEN, Matt	0-0	0-0	0-0	2	1	0	1	0	0	0	9
ADAMS, Chris	0-2	0-2	0-0	2	0	0	0	0	0	0	8
DERNSEN, Tim	6-11	0-2	0-2	3	3	12	2	1	0	2	31
Team	4										
<b>Totals</b>	<b>27-65</b>	<b>3-23</b>	<b>6-10</b>	<b>40</b>	<b>16</b>	<b>63</b>	<b>14</b>	<b>8</b>	<b>2</b>	<b>5</b>	<b>200</b>

<b>F6% 1st half:</b>	14-32	43.8%
----------------------	-------	-------



John Odo



Tim Quarterman

## 2013-14 Overall Season Statistics

Record - 20-14, Home 13-3, Away 4-9, Neutral 3-2

NO.	PLAYER	GP-GS	MIN-AVG	FG-FGA	FG%	3FG-FGA	3FG%	FT-FTA	FT%	REBOUNDS			PF-DQ	A	TO	BLK	ST	PTS-AVG
										OFF	DEF	TOT-AVG						
02	O'BRYANT III, Johnny	34-34	1020-32.0	203-409	.496	1-2	.500	118-186	.634	102	160	262-7.7	108-5	55	108	31	17	525-15.4
25	MICKEY, Jordan	34-34	1116-32.8	171-321	.533	0-5	.000	91-131	.695	77	190	267-7.9	74-0	36	78	106	21	433-12.7
10	STRINGER, Andre	34-14	875-25.7	123-292	.421	74-184	.402	81-100	.810	20	66	86-2.5	68-0	88	44	1	34	401-11.8
12	MARTIN, Jarell	32-25	837-26.2	121-257	.471	27-81	.333	62-90	.689	56	90	146-4.6	78-1	29	52	22	27	331-10.3
05	COLEMAN, Shavon	32-23	858-25.2	106-253	.419	44-123	.358	53-70	.757	31	116	147-4.3	69-1	64	54	11	50	309-9.1
01	HICKEY, Anthony	34-31	1065-31.3	100-272	.368	62-180	.344	23-40	.575	19	75	94-2.8	78-1	126	56	5	62	285-8.4
24	MORGAN, Malik	21-6	326-15.5	32-88	.364	9-36	.250	19-37	.514	28	38	66-3.1	39-0	24	17	6	17	92-4.4
55	QUARTERMAN, Tim	33-3	405-12.3	28-106	.264	10-48	.208	17-31	.548	18	43	61-1.8	51-0	49	35	8	24	83-2.5
22	MALONE, Darcy	19-0	73-3.8	11-20	.550	3-7	.429	1-4	.250	7	11	18-0.9	26-0	2	6	1	1	26-1.4
31	ODO, John	28-0	143-5.2	11-18	.611	0-0	.000	6-11	.545	12	26	38-1.4	25-0	0	8	7	4	28-1.0
11	HAMMINK, Shane	21-0	121-5.8	9-16	.563	0-3	.000	2-7	.286	10	11	21-1.0	15-0	4	10	1	2	20-1.0
45	EDDLESTONE, Brandon	9-0	19-2.1	2-9	.222	0-2	.000	0-0	.000	3	4	7-0.8	3-0	0	1	0	1	4-0.4
03	SHORTESS, Henry	7-0	15-2.1	1-6	.167	1-4	.250	0-0	.000	0	0	0-0.0	1-0	2	3	0	1	3-0.4
Team											61	60	121				3	
<b>TOTAL</b>		<b>34</b>	<b>6875</b>	<b>918-2067</b>	<b>.444</b>	<b>231-675</b>	<b>.342</b>	<b>473-707</b>	<b>.669</b>	<b>444</b>	<b>890</b>	<b>1334-39.2</b>	<b>635</b>	<b>480</b>	<b>464</b>	<b>199</b>	<b>261</b>	<b>2540-74.7</b>
<b>OPPONENTS</b>		<b>34</b>	<b>6875</b>	<b>833-2010</b>	<b>.414</b>	<b>212-593</b>	<b>.358</b>	<b>545-778</b>	<b>.701</b>	<b>412</b>	<b>828</b>	<b>1240-36.5</b>	<b>608</b>	<b>388</b>	<b>433</b>	<b>126</b>	<b>235</b>	<b>2423-71.3</b>

Score by Periods	1st	2nd	OT	Totals
LSU	1191	1324	25	2540
Opponents	1121	1264	38	2423

## 2013-14 SEC Statistics

Record - 9-9, Home 7-2, Away 2-7

NO.	PLAYER	GP-GS	MIN-AVG	FG-FGA	FG%	3FG-FGA	3FG%	FT-FTA	FT%	REBOUNDS			PF-DQ	A	TO	BLK	ST	PTS-AVG
										OFF	DEF	TOT-AVG						
02	O'BRYANT III, Johnny	18-18	544-30.2	111-234	.474	1-2	.500	67-95	.705	61	85	146-8.1	60-4	27	56	16	8	290-16.1
25	MICKEY, Jordan	18-18	597-33.2	84-167	.503	0-1	.000	55-80	.688	38	97	135-7.5	36-0	16	39	53	11	223-12.4
10	STRINGER, Andre	18-2	456-25.3	60-143	.420	38-9	.409	49-60	.817	11	32	43-2.4	40-0	46	21	1	18	207-11.5
12	MARTIN, Jarell	18-12	505-28.1	74-153	.484	14-48	.292	44-64	.688	39	54	93-5.2	47-1	13	26	14	19	206-11.4
01	HICKEY, Anthony	18-18	592-32.9	53-140	.379	34-97	.351	19-32	.594	10	38	48-2.7	41-1	65	25	4	26	159-8.8
05	COLEMAN, Shavon	18-17	510-28.3	54-141	.383	20-69	.290	30-41	.732	13	70	83-4.6	42-1	40	31	8	30	158-8.8
24	MORGAN, Malik	10-5	148-14.8	14-44	.318	5-21	.238	5-12	.417	13	16	29-2.9	20-0	11	4	4	7	38-3.8
55	QUARTERMAN, Tim	17-0	186-10.9	11-49	.224	3-18	.167	6-12	.500	8	25	33-1.9	24-0	20	21	5	7	31-1.8
31	ODO, John	13-0	45-3.5	5-8	.625	0-0	.000	0-2	.000	3	4	7-0.5	10-0	0	2	2	1	10-0.8
22	MALONE, Darcy	7-0	14-2.0	2-3	.667	1-2	.500	0-0	.000	1	1	2-0.3	8-0	1	2	0	0	5-0.7
11	HAMMINK, Shane	10-0	47-4.7	2-4	.500	0-1	.000	0-2	.000	2	2	4-0.4	8-0	0	5	0	0	4-0.4
45	EDDLESTONE, Brandon	3-0	3-1.0	0-1	.000	0-0	.000	0-0	.000	0	0	0-0.0	0	0	0	0	0	0-0.0
03	SHORTESS, Henry	3-0	3-1.0	0-0	.000	0-0	.000	0-0	.000	0	0	0-0.0	0	0	1	0	0	0-0.0
Team											39	30	69				1	
<b>TOTAL</b>		<b>18</b>	<b>3650</b>	<b>470-1087</b>	<b>.432</b>	<b>116-352</b>	<b>.330</b>	<b>275-400</b>	<b>.688</b>	<b>238</b>	<b>454</b>	<b>692-38.4</b>	<b>336</b>	<b>239</b>	<b>234</b>	<b>107</b>	<b>127</b>	<b>1331-73.9</b>
<b>OPPONENTS</b>		<b>18</b>	<b>3650</b>	<b>450-1039</b>	<b>.433</b>	<b>127-321</b>	<b>.396</b>	<b>305-421</b>	<b>.724</b>	<b>201</b>	<b>443</b>	<b>644-35.8</b>	<b>326</b>	<b>202</b>	<b>225</b>	<b>68</b>	<b>124</b>	<b>1332-74.0</b>

Score by Periods	1st	2nd	OT	Totals
LSU	579	736	16	1331
Opponents	607	694	31	1332



Andre Stringer



Shavon Coleman

DATE	OPPONENT	SCORE	ATTENDANCE	LOC	HIGH SCORER	HIGH REBOUNDER
11/12/13	at Massachusetts	L, 90-92	5,182	A	Johnny O'Bryant III 25	Johnny O'Bryant III 11
11/16/13	NORTHWESTERN STATE	W, 88-74	8,756	H	Johnny O'Bryant III 21	Johnny O'Bryant III 14
11/19/13	NEW ORLEANS	W, 81-54	7,513	H	Andre Stringer 19	O'Bryant III, Mickey 11
11/22/13	SOUTHEASTERN LOUISIANA	W, 89-66	8,404	H	Johnny O'Bryant III 18	Johnny O'Bryant III 10
11/28/13	#vs. Saint Joseph's	W, 82-65	2,351	N	Andre Stringer 18	Jordan Mickey 10
11/29/13	#vs. Memphis	L, 69-76	2,612	N	Anthony Hickey 20	Johnny O'Bryant III 9
12/01/13	#vs. Butler	W, 70-68 (ot)	2,016	N	Johnny O'Bryant III 17	Johnny O'Bryant III 8
12/14/13	ULM	W, 61-54	7,623	H	Jordan Mickey 25	Jordan Mickey 9
12/18/13	at Texas Tech	W, 71-69	5,985	A	Anthony Hickey 16	Odo, Mickey 6
12/21/13	UAB	W, 86-63	8,418	H	Johnny O'Bryant III 17	Morgan, Mickey 6
12/28/13	MCNEESE STATE	W, 79-52	8,796	H	Shavon Coleman 16	Jarell Martin 10
1/4/14	RHODE ISLAND	L, 70-74	8,789	H	Johnny O'Bryant III 16	Jordan Mickey 21
1/7/14	*TENNESSEE	L, 50-68	7,918	H	Jordan Mickey 14	Andre Stringer 6
1/11/14	*at South Carolina	W, 71-68	12,071	A	Jarell Martin 18	Johnny O'Bryant III 7
1/15/14	*at Ole Miss	L, 74-88 (ot)	7,884	A	Andre Stringer 23	Martin, Coleman 7
1/18/14	*VANDERBILT	W, 81-58	9,716	H	Johnny O'Bryant III 22	Johnny O'Bryant iII 12
1/21/14	*MISSOURI	W, 77-71	8,411	H	Shavon Coleman 19	Jordan Mickey 13
1/25/14	*at Alabama	L, 80-82	12,601	A	Johnny O'Bryant III 18	Martin, Mickey 6
1/28/14	*KENTUCKY	W, 87-82	12,124	H	Johnny O'Bryant III 29	Coleman, O'Bryant III 9
2/1/14	*ARKANSAS	W, 88-74	10,925	H	Johnny O'Bryant III 23	Jordan Mickey 11
2/6/14	*at Georgia	L, 78-91	4,902	A	Jordan Mickey 19	Jordan Mickey 8
2/8/14	*AUBURN	W, 87-80	10,588	H	Andre Stringer 19	O'Bryant III, Mickey 10
2/12/14	*at Texas A&M	L, 73-83	4,782	A	Shavon Coleman 21	Jordan Mickey 7
2/15/14	*at Arkansas	L, 70-81	18,307	A	Johnny O'Bryant III 20	Johnny O'Bryant III 16
2/19/14	*MISSISSIPPI STATE	W, 92-81	7,689	H	Jarell Martin 20	Jarell Martin 8
2/22/14	*at Kentucky	L, 76-77 (ot)	24,244	A	Johnny O'Bryant III 20	Johnny O'Bryant III 12
2/26/14	*TEXAS A&M	W, 68-49	7,689	H	Anthony Hickey 20	Jarell Martin 20
3/1/14	*at Florida	L, 61-79	12,589	A	Johnny O'Bryant III 18	Johnny O'Bryant III 9
3/6/14	*at Vanderbilt	W, 57-51	9,968	A	Johnny O'Bryant III 25	Jordan Mickey 10
3/8/14	*GEORGIA	L, 61-69	9,208	H	Andre Stringer 22	Johnny O'Bryant III 10
3/13/14	%vs. Alabama	W, 68-56	10,218	N	Shavon Coleman 15	Mickey, O'Bryant III 8
3/14/14	% vs. Kentucky	L, 67-85	19,066	N	Johnny O'Bryant III 18	Jordan Mickey 11
3/19/14	\$at San Francisco	W, 71-63	3,662	A	Jarell Martin 16	Jordan Mickey 13
3/24/14	\$at SMU	L, 67-80	7,021	A	Johnny O'Bryant III 16	Jordan Mickey 8
						O'Bryant III, Mickey, Coleman 7

\* SEC Game

% SEC Tournament - Atlanta, Georgia

# Old Spice Classic -- Orlando, Fla.

\$ Post-Season NIT - Campus Sites

## Individual Superlatives

### POINTS

29 - Johnny O'Bryant III, vs. Kentucky (1/28/14)
25 - Johnny O'Bryant III, at Vanderbilt (3/6/14)
25 - Jordan Mickey, vs. ULM (12/14/13)
25 - Johnny O'Bryant III, at Massachusetts (11/12/13)
23 - Johnny O'Bryant III, vs. Arkansas (2/1/14)
23 - Andre Stringer, at Ole Miss (1/15/14)

### FIELD GOALS MADE

12 - Johnny O'Bryant III vs. Kentucky (1/28/14)
11 - Johnny O'Bryant III at Vanderbilt (3/6/14)
11 - Johnny O'Bryant III vs. Arkansas (2/1/14)
10 - Jordan Mickey, vs. Rhode Island (1/4/14)
10 - Johnny O'Bryant III at Massachusetts (11/12/13)

### FIELD GOAL ATTEMPTS

25 - Johnny O'Bryant III at Kentucky (2/22/14)
20 - Johnny O'Bryant III vs. Kentucky (1/28/14)
20 - Andre Stringer, vs. Northwestern State (11/16/13)
19 - Anthony Hickey, vs. Memphis (11/29/13)
18 - Four times by two players

### FIELD GOAL PERCENTAGE (MIN. 6 MADE)

.857 (6-7) - Shavon Coleman, vs. UNO (11/19/13)
.800 (8-10) - Jordan Mickey, vs. SE La (11/22/13)
.778 (7-9) - Jarell Martin, vs. Texas A&M (2/26/14)
.778 (7-9) - Jordan Mickey, at Georgia (2/6/14)
.778 (7-9) - Johnny O'Bryant III vs. Memphis (11/29/13)

### 3 POINT FIELD GOALS MADE

5 - Andre Stringer, at SMU (3/24/14)
5 - Shavon Coleman, vs. Alabama (3/13/14)
5 - Anthony Hickey, vs. Auburn (2/8/14)
5 - Andre Stringer, at Ole Miss (1/15/14)

### 3 POINT FIELD GOAL ATTEMPTS

14 - Anthony Hickey, vs. Memphis (11/29/13)
12 - Andre Stringer, vs. UNO (11/19/13)
11 - Andre Stringer, vs. Northwestern State (11/16/13)
10 - three times by two poeple

### 3 POINT FIELD GOAL PERCENTAGE (MIN. 4 MADE)

1.000 (4-4) - Anthony Hickey, at Texas Tech (12/18/13)
.800 (4-5) - Jarell Martin, vs. Texas A&M (2/26/14)
.714 (5-7) - Anthony Hickey, vs. Auburn (2/8/14)
.667 (4-6) - Andre Stringer, at Georgia (2/6/14)
.625 (5-8) - Andre Stringer, at Ole Miss (1/15/14)

### FREE THROWS MADE

11 - Jordan Mickey, vs. Mississippi State (2/19/14)
11 - Johnny O'Bryant III, vs. Vanderbilt (1/18/14)
10 - Andre Stringer, vs. Auburn (2/8/14)
10 - Johnny O'Bryant III, vs. SE Louisiana (11/22/13)

### FREE THROWS ATTEMPTED

14 - Johnny O'Bryant III, vs. Vanderbilt (1/18/14)
13 - Johnny O'Bryant III, vs. Kentucky (3/14/14)
12 - three times by three players

### FREE THROW PERCENTAGE (MIN. 7 MADE)

1.000 (8-8) - Andre Stringer, at Vanderbilt (3/6/14)
1.000 (7-7) - Shavon Coleman, at Vanderbilt (3/6/14)
1.000 (7-7) - Jordan Mickey, vs. McNeese State (12/28/13)
.917 (11-12) - Jordan Mickey, vs. Miss. State (2/19/14)
.875 (7-8) - twice by two players

### REBOUNDS

16 - Johnny O'Bryant III, at Arkansas (2/15/14)
14 - Johnny O'Bryant III, vs. Northwestern St. (11/16/13)
13 - Jordan Mickey, vs. Kentucky (3/14/14)
13 - Jordan Mickey, vs. Missouri (1/21/14)
13 - Jordan Mickey, vs. Northwestern St. (11/16/13)

### ASSISTS

9 - Tim Quarterman, vs. UAB (12/21/13)
8 - Anthony Hickey, vs. Alabama (3/13/14)
8 - Anthony Hickey, vs. Texas A&M (2/26/14)
8 - Anthony Hickey, at Kentucky (2/22/14)
7 - four times by two players

### STEALS

7 - Anthony Hickey, vs. SE Louisiana (11/22/13)
5 - Jarell Martin, at South Carolina (1/11/14)
5 - Shavon Coleman, vs. Rhode Island (1/4/14)
5 - Andre Stringer, vs. Rhode Island (1/4/14)
4 - three times by two players

### BLOCKED SHOTS

7 - Jordan Mickey, at Ole Miss (1/15/14)
6 - Jordan Mickey, vs. Arkansas (2/1/14)
6 - Jordan Mickey, vs. Northwestern St. (11/16/13)
5 - Jordan Mickey, 7 times

## Team Superlatives

### POINTS

High: 92 - vs. Mississippi State (2/19/14)
90 - at Massachusetts (11/12/13)
89 - vs. Southeastern Louisiana (11/22/13)
88 - vs. Arkansas (2/1/14)
88 - vs. Northwestern State (11/16/13)
Low: 50 - vs. Tennessee (1/7/14)
57 - at Vanderbilt (3/6/14)
61 - vs. ULM (12/14/13)
61 - at Florida (3/1/14)
61 - vs. Georgia (3/8/14)

### FIELD GOALS MADE

High: 35 - vs. Arkansas (2/1/14)
34 - at Massachusetts (11/12/13)
32 - four times
Low: 18 - at Vanderbilt (3/6/14)
20 - vs. Georgia (3/8/14)
22 - vs. Tennessee (1/7/14)
22 - vs. South Carolina (1/11/14)

### FIELD GOAL ATTEMPTS

High: 78 - vs. Northwestern State (11/16/13)
76 - at Massachusetts (11/12/13)
74 - vs. UNO (11/19/13)
Low: 48 - at Texas Tech (12/18/13)
53 - vs. Memphis (11/29/13)
53 - ULM (12/14/13)
53 - Texas A&M (2/26/14)

### FIELD GOAL PERCENTAGE

High: .566 - (30-53) vs. Memphis (11/29/13)
.547 - (35-64) vs. Arkansas (2/1/14)
.526 - (30-57) vs. Saint Joseph's (11/28/13)
Low: .333 - (18-54) at Vanderbilt (3/6/14)
.364 - (20-55) vs. Georgia (3/8/14)
.367 - (22-60) vs. Tennessee (1/7/14)

### 3 PT FIELD GOALS MADE

High: 11 - vs. Alabama (3/13/14)
10 - vs. UAB (12/21/13)
10 - vs. Saint Joseph's (11/28/13)
Low: 2 - vs. Tennessee (1/7/14)
2 - at Vanderbilt (3/6/14)
4 - Rhode Island (1/4/14)

### 3PT FIELD GOAL ATTEMPTS

High: 26 - at Ole Miss (1/15/14)
25 - vs. McNeese State (12/28/13)
25 - vs. Northwestern State (11/16/13)
Low: 14 - vs. Butler (12/01/13)
14 - vs. Rhode Island (1/4/14)
14 - vs. Tennessee (1/7/14)
14 - vs. Vanderbilt (1/18/14)

### 3PT FIELD GOAL PERCENTAGE

High: .588 - (10-17) vs. UAB (12/21/13)
.500 - (11-22) vs. Alabama (3/13/14)
.474 - (9-19) at Texas Tech (12/18/13)
Low: .133 - (2-15) at Vanderbilt (3/6/14)
.143 - (2-14) vs. Tennessee (1/7/14)
.217 - (5-23) vs. UNO (11/19/13)
.217 - (5-23) vs. Georgia (3/8/14)

### FREE THROWS MADE

High: 27 - vs. Auburn (2/8/14)
23 - vs. Miss. State (2/19/14)
23 - vs. McNeese State (12/28/13)
Low: 3 - vs. Alabama (3/13/14)
4 - vs. Memphis (11/29/13)
4 - vs. Tennessee (1/17/14)

### FREE THROW ATTEMPTS

High: 38 - vs. Auburn (2/8/14)
35 - at South Carolina (1/11/14)
30 - at Ole Miss (1/15/14)
Low: 7 - vs. Tennessee (1/7/14)
9 - vs. Memphis (11/29/13)
9 - vs. Alabama (3/13/14)

### FREE THROW PERCENTAGE

High: .821 - (23-28) vs. McNeese State (12/28/13)
.800 - (12-15) vs. St. Joseph's (11/28/13)
.800 - (8-10) at Florida (3/1/14)
Low: .333 - (3-9) vs. Alabama (3/13/14)
.444 - (4-9) vs. Memphis (11/29/13)
.500 - (7-14) vs. Texas A&M (2/26/14)
.500 - (12-24) vs. Kentucky (3/14/14)

### REBOUNDS

High: 64 - vs. Northwestern State (11/16/13)
56 - vs. UNO (11/19/13)
54 - vs. McNeese State (12/28/13)
Low: 27 - at Texas Tech (12/18/13)
28 - vs. Tennessee (1/7/14)
29 - vs. Georgia (3/8/14)

### ASSISTS

High: 22 - vs. Arkansas (2/1/14)
20 - vs. UAB (12/21/13)
20 - at Massachusetts (11/12/13)
Low: 6 - at Vanderbilt (3/6/14)
7 - vs. Georgia (3/8/14)
8 - vs. Memphis (11/29/13)

### STEALS

High: 19 - vs. Rhode Island (1/4/14)
14 - at South Carolina (1/11/14)
12 - vs. Southeastern Louisiana (11/22/13)
Low: 3 - at Arkansas (2/15/14)
4 - vs. Memphis (11/29/13)
4 - vs. Texas A&M (2/26/14)
4 - at Vanderbilt (3/6/14)
4 - vs. Kentucky (3/14/14)

### BLOCKED SHOTS

High: 11 - vs. Kentucky (1/28/14)
9 - vs. Arkansas (2/1/14)
9 - vs. Missouri (1/21/14)
9 - at Ole Miss (1/15/14)
9 - vs. Tennessee (1/7/14)
9 - vs. New Orleans (11/19/13)
Low: 2 - vs. Saint Joseph's (11/28/13)
2 - vs. Vanderbilt (1/18/14)
3 - at Texas Tech (12/18/13)
3 - at Kentucky (2/22/14)
3 - at Florida (3/1/14)
3 - vs. Kentucky (3/14/14)

# Game-by-Game Team Statistics

OPPONENT	1ST		2ND		SCORE	MAR	FG	PCT.	3FG	PCT.	FT	PCT.	REB.	MAR.	FLS	A	TO	BLKS	STLS
	HALF	HALF	HALF	HALF															
LSU (L, 0-1)	45	45	90	-2	34-76	44.7	7-22	31.8	15-25	60.0	43	+3	29	20	13	8	7		
Massachusetts	49	43	92		29-61	47.5	6-13	46.2	28-40	70.0	40		25	16	13	5	5		
Northwestern State	31	43	74		31-77	40.3	6-22	27.3	6-14	42.9	40		20	14	13	4	9		
LSU (W, 1-1)	40	48	88	+14	32-78	41.0	8-25	32.0	16-26	61.5	64	+24	14	15	22	8	10		
UNO	28	26	54		21-67	31.3	5-16	31.3	7-9	77.8	38		19	8	19	2	2		
LSU (W, 2-1)	32	49	81	+27	29-74	39.2	5-23	21.7	18-26	69.2	56	+18	16	17	13	9	10		
Southeastern Louisiana	25	41	66		25-65	38.5	9-22	40.9	7-9	77.8	29		21	13	17	4	6		
LSU (W, 3-1)	49	40	89	+23	32-61	52.5	5-18	27.8	20-27	74.1	45	+16	16	18	17	8	12		
LSU (W, 4-1)	46	36	82	+17	30-57	52.6	10-22	45.5	12-15	80.0	38	+9	21	17	16	2	9		
Saint Joseph's	30	35	65		25-56	44.6	3-16	18.8	12-26	46.2	29		15	6	12	4	8		
Memphis	34	42	76		29-64	45.3	3-10	30.0	15-19	78.9	25		16	12	10	1	9		
LSU (L, 4-2)	38	31	69	-7	30-53	56.6	5-20	25.0	4-9	44.4	37	+12	19	8	24	4	4		
Butler (OT)	27	34	68		22-65	33.8	9-23	39.1	15-20	75.0	48		14	10	12	1	6		
LSU (W, 5-2)	26	35	70	+2	29-64	45.3	5-14	35.7	7-12	58.3	36	-12	17	12	10	6	8		
ULM	26	28	54		20-56	35.7	2-12	16.7	12-15	80.0	34		16	12	13	3	10		
LSU (W, 6-2)	31	30	61	+7	23-53	43.4	5-18	27.8	10-19	52.6	36	+2	14	12	14	8	8		
LSU (W, 7-2)	44	27	71	+2	25-48	52.1	9-19	47.4	12-18	66.7	27	-1	27	15	18	3	6		
Texas Tech	39	30	69		16-44	36.4	6-10	60.0	31-39	79.5	28		18	8	13	4	8		
UAB	33	30	63		21-69	30.4	1-16	6.3	20-26	76.9	48		19	7	15	1	5		
LSU (W, 8-2)	49	37	86	+23	32-66	48.5	10-17	58.8	12-17	70.6	39	-9	19	20	10	7	6		
McNeese State	25	27	52		14-62	22.6	3-21	14.3	21-26	80.8	39		19	5	13	6	8		
LSU (W, 9-2)	42	37	79	+27	24-62	38.7	8-25	32.0	23-28	82.1	54	+15	17	18	15	5	11		
Rhode Island	36	38	74		26-58	44.8	7-16	43.8	15-25	60.0	46		19	16	22	4	6		
LSU (L, 9-3)	30	40	70	-4	27-64	42.2	4-14	28.6	12-19	63.2	32	-14	20	11	12	8	19		
Tennessee	38	30	68		24-52	46.2	8-15	53.3	12-15	80.0	40		9	12	16	2	6		
LSU (L, 9-4, 0-1)	24	26	50	-18	22-60	36.7	2-14	14.3	4-7	57.1	28	-12	15	11	9	9	9		
LSU 71 (W, 10-4, 1-1)	32	39	71	+3	22-56	39.3	5-18	27.8	22-35	62.9	42	+10	24	13	19	4	14		
South Carolina	300	38	68		20-48	41.7	4-11	36.4	24-34	70.6	28		28	10	19	4	9		
LSU 74 (L, 10-5, 1-2) (OT)	32	37	74		24-65	36.9	8-26	30.8	18-30	60.0	41	-8	22	15	15	9	10		
Ole Miss	35	34	88		28-65	43.1	10-22	45.5	22-27	81.5	49		20	22	14	5	7		
Vanderbilt	25	33	58		19-53	35.8	5-20	25.0	15-20	75.0	24		20	8	10	5	6		
LSU (W, 11-5, 2-2)	35	46	81	+23	29-60	48.3	5-14	35.7	18-24	75.0	48		17	11	12	2	7		
Missouri	33	38	71		26-66	39.4	8-18	44.4	11-16	68.8	38		20	7	10	1	7		
LSU (W, 12-5, 3-2)	38	39	77	+6	26-59	44.1	7-22	31.8	18-26	69.2	43	+5	17	12	12	9	7		
LSU (L, 12-6, 3-3)	23	57	80	-2	29-62	46.8	7-16	43.8	15-20	75.0	34	+5	21	11	13	8	8		
Alabama	36	46	82		27-52	51.9	8-16	50.0	20-26	76.9	29		18	18	14	4	7		
Kentucky	36	46	82		32-73	43.8	9-20	45.0	9-13	69.2	42		19	8	13	4	6		
LSU (W, 13-6, 4-3)	42	45	87	+5	32-63	50.8	7-18	38.9	16-26	61.5	37	-5	12	15	11	11	11		
Arkansas	25	49	74		21-64	32.8	7-26	26.9	25-27	92.6	33		15	7	10	6	8		
LSU (W, 14-6, 5-3)	40	48	88	+14	35-64	54.7	7-16	45.8	11-16	68.8	45	+12	18	22	14	9	7		
LSU (L, 14-7, 5-4)	30	48	78	-13	27-64	42.2	9-22	40.9	15-22	68.2	30	-7	33	14	9	4	7		
Georgia	43	48	91		27-45	60.0	5-9	55.6	32-46	69.6	37		17	13	13	3	3		
Auburn	33	47	80		29-72	40.3	6-23	26.1	16-23	69.6	35		27	6	8	4	9		
LSU (W, 15-7, 6-4)	32	55	87	+7	26-57	45.6	8-21	38.1	27-38	71.1	46	+11	17	18	15	7	5		
LSU (L, 15-8, 6-5)	37	36	73	-10	26-58	44.8	6-24	25.0	15-22	68.2	32	-7	18	12	12	4	6		
Texas A&M	43	40	83		28-58	48.3	10-23	43.5	17-26	65.4	39		16	16	11	2	5		
LSU (L, 15-9, 6-6)	33	37	70	-11	28-71	39.4	6-24	25.0	8-14	57.1	46	+10	21	13	17	4	3		
Arkansas	37	44	81		27-59	45.8	10-17	58.8	17-25	68.0	36		15	17	11	5	9		
Mississippi State	31	50	81		26-52	50.0	3-8	37.5	26-36	72.2	30		22	8	16	2	9		
LSU (W, 16-9, 7-6)	42	50	92	+11	30-59	50.8	9-21	42.9	23-29	79.3	34	+4	25	17	16	4	8		
LSU (L, 16-10, 7-7) (OT)	32	33	76	-1	27-67	40.3	7-17	41.2	15-20	75.0	40	-3	20	12	13	3	5		
Kentucky	35	30	77		28-67	41.8	1-9	11.1	20-27	74.1	43		15	5	10	8	4		
Texas A&M	24	25	49		16-52	30.8	4-17	23.5	13-21	61.9	31		13	7	9	3	11		
LSU (W, 17-10, 8-7)	30	38	68	+19	26-53	49.1	9-20	45.0	7-14	50.0	41	+10	15	18	12	7	4		
LSU (L, 17-11, 8-8)	25	36	61	-18	23-60	38.3	7-21	33.3	8-10	80.0	34	+5	8	12	15	3	6		
Florida	41	38	79		31-54	57.4	13-23	56.5	4-7	57.1	29		14	18	13	3	9		
LSU (W, 18-11, 9-8)	24	33	57	+6	18-54	33.3	2-15	13.3	19-24	79.2	42	+2	13	6	9	4	4		
Vanderbilt	32	19	51		18-59	30.5	7-29	24.1	8-12	66.7	40		20	11	12	6	5		
Georgia	30	39	69		23-48	47.9	9-15	60.0	14-20	70.0	37		18	9	16	1	4		
LSU (L, 18-12, 9-9)	28	33	61	-8	20-55	36.4	5-23	21.7	16-23	69.6	29	-8	20	7	11	6	6		
<b>SEC Tournament – Atlanta, Ga.</b>																			
Alabama	24	32	56		18-50	36.0	6-21	28.6	14-26	53.8	31		11	8	8	1	8		
LSU (W, 19-12)	35	33	68	+12	27-54	50.0	11-22	50.0	3-9	33.3	38	+7	19	19	11	4	6		
LSU (L, 19-13)	32	35	67	-18	24-59	40.7	7-19	36.8	12-24	50.0	32	-16	26	13	12	3	4		
Kentucky	42	43	85		26-55	47.3	7-17	41.2	26-41	63.4	48		21	15	9	11	7		
<b>NIT – Campus Sites</b>																			
LSU (W, 20-13)	33	38	71	+8	25-54	46.3	8-22	36.4	13-19	68.4	34	-6	12	11	10	5	6		
San Francisco	30	33	63		27-65	41.5	3-23	13.0	6-10	60.0	40		16	14	8	2	5		
LSU (L, 20-14)	40	27	67	-13	25-57	43.9	8-23	34.8	9-14	64.3	31	-2	13	15	13	4	8		
SMU	35	45	80		33-57	57.9	9-14	64.3	5-12	41.7	33		13	22	11	5	9		



**MASSACHUSETTS (A-L)**

F - Johnny O'Bryant III  
F - Jarell Martin  
F - Jordan Mickey  
G - Andre Stringer  
G - Tim Quarterman

**NORTHWESTERN ST. (H-W)**

F - Johnny O'Bryant III  
F - Shavon Coleman  
F - Jordan Mickey  
G - Andre Stringer  
G - Tim Quarterman

**UNO (H-W)**

F - Johnny O'Bryant III  
F - Jordan Mickey  
G - Andre Stringer  
G - Malik Morgan  
G - Tim Quarterman

**SOUTHEASTERN LA. (H-W)**

F - Johnny O'Bryant III  
F - Jarell Martin  
F - Jordan Mickey  
G - Anthony Hickey  
G - Andre Stringer

**SAINT JOSEPH'S (N-W)**

F - Johnny O'Bryant III  
F - Jarell Martin  
F - Jordan Martin  
G - Anthony Hickey  
G - Andre Stringer

**MEMPHIS (N-L)**

F - Johnny O'Bryant III  
F - Jarell Martin  
F - Jordan Mickey  
G - Anthony Hickey  
G - Andre Stringer

**BUTLER (N-W-OT)**

F - Johnny O'Bryant III  
F - Jarell Martin  
F - Jordan Mickey  
G - Anthony Hickey  
G - Andre Stringer

**ULM (H-W)**

F - Johnny O'Bryant III  
F - Shavon Coleman  
F - Jordan Mickey  
G - Anthony Hickey  
G - Andre Stringer

**TEXAS TECH (A-W)**

F - Johnny O'Bryant III  
F - Jarell Martin  
F - Jordan Mickey  
G - Anthony Hickey  
G - Andre Stringer

**UAB (H-W)**

F - Johnny O'Bryant III  
F - Jarell Martin  
F - Jordan Mickey  
G - Anthony Hickey  
G - Andre Stringer

**MCNEESE STATE (H-W)**

F - Johnny O'Bryant III  
F - Jarell Martin  
F - Jordan Mickey  
G - Anthony Hickey  
G - Andre Stringer

**RHODE ISLAND (H-L)**

F - Johnny O'Bryant III  
F - Jarell Martin  
F - Jordan Mickey  
G - Anthony Hickey  
G - Andre Stringer

**TENNESSEE (H-L)**

F - Johnny O'Bryant III  
F - Jarell Martin  
F - Jordan Mickey  
G - Anthony Hickey  
G - Andre Stringer

**SOUTH CAROLINA (A-W)**

F - Johnny O'Bryant III  
F - Shavon Coleman  
F - Jordan Mickey  
G - Anthony Hickey  
G - Malik Morgan

**OLE MISS (A-L-OT)**

F - Johnny O'Bryant III  
F - Shavon Coleman  
F - Jordan Mickey  
G - Anthony Hickey  
G - Malik Morgan

**VANDERBILT (H-W)**

F - Johnny O'Bryant III  
F - Shavon Coleman  
F - Jordan Mickey  
G - Anthony Hickey  
G - Malik Morgan

**MISSOURI (H-W)**

F - Johnny O'Bryant III  
F - Shavon Coleman  
F - Jordan Mickey  
G - Anthony Hickey  
G - Malik Morgan

**ALABAMA (A-L)**

F - Johnny O'Bryant III  
F - Shavon Coleman  
F - Jordan Mickey  
G - Anthony Hickey  
G - Malik Morgan

**KENTUCKY (H-W)**

F - Johnny O'Bryant III  
F - Shavon Coleman  
F - Jarell Martin  
F - Jordan Mickey  
G - Anthony Hickey

**ARKANSAS (H-W)**

F - Johnny O'Bryant III  
F - Shavon Coleman  
F - Jarell Martin  
F - Jordan Mickey  
G - Anthony Hickey

**GEORGIA (A-L)**

F - Johnny O'Bryant III  
F - Shavon Coleman  
F - Jarell Martin  
F - Jordan Mickey  
G - Anthony Hickey

**AUBURN (H-W)**

F - Johnny O'Bryant III  
F - Shavon Coleman  
F - Jarell Martin  
F - Jordan Mickey  
G - Anthony Hickey

**TEXAS A&M (A-L)**

F - Johnny O'Bryant III  
F - Shavon Coleman  
F - Jarell Martin  
F - Jordan Mickey  
G - Anthony Hickey

**ARKANSAS (A-L)**

F - Johnny O'Bryant III  
F - Shavon Coleman  
F - Jarell Martin  
F - Jordan Mickey  
G - Anthony Hickey

**MISS. STATE (H-W)**

F - Johnny O'Bryant III  
F - Shavon Coleman  
F - Jarell Martin  
F - Jordan Mickey  
G - Anthony Hickey

**KENTUCKY (A-L-OT)**

F - Johnny O'Bryant III  
F - Shavon Coleman  
F - Jarell Martin  
F - Jordan Mickey  
G - Anthony Hickey

**TEXAS A&M (H-W)**

F - Johnny O'Bryant III  
F - Shavon Coleman  
F - Jarell Martin  
F - Jordan Mickey  
G - Anthony Hickey

**FLORIDA (A-L)**

F - Johnny O'Bryant III  
F - Shavon Coleman  
F - Jarell Martin  
F - Jordan Mickey  
G - Anthony Hickey

**VANDERBILT (A-W)**

F - Johnny O'Bryant III  
F - Shavon Coleman  
F - Jordan Mickey  
F - Jarell Martin  
G - Anthony Hickey

**GEORGIA (H-L)**

F - Johnny O'Bryant III  
F - Shavon Coleman  
F - Jordan Mickey  
G - Anthony Hickey  
G - Andre Stringer

**ALABAMA (SECT-W)**

F - Johnny O'Bryant III  
F - Shavon Coleman  
F - Jarell Martin  
F - Jordan Mickey  
G - Anthony Hickey

**KENTUCKY (SECT-L)**

F - Johnny O'Bryant III  
F - Shavon Coleman  
F - Jarell Martin  
F - Jordan Mickey  
G - Anthony Hickey

**SAN FRANCISCO (NIT-W)**

F - Johnny O'Bryant III  
F - Shavon Coleman  
F - Jarell Martin  
F - Jordan Mickey  
G - Anthony Hickey

**SMU (NIT-L)**

F - Johnny O'Bryant III  
F - Shavon Coleman  
F - Jarell Martin  
F - Jordan Mickey  
G - Anthony Hickey

## Lineup Records

**RECORD 8-7**

F - Johnny O'Bryant III  
F - Shavon Coleman  
F - Jordan Mickey  
F - Jarell Martin  
G - Anthony Hickey

**RECORD 6-3**

F - Johnny O'Bryant III  
F - Jarell Martin  
F - Jordan Mickey  
G - Andre Stringer  
G - Anthony Hickey

**RECORD 3-2**

F - Johnny O'Bryant III  
F - Shavon Coleman  
F - Jordan Mickey  
G - Malik Morgan  
G - Anthony Hickey

**RECORD 1-0**

F - Johnny O'Bryant III  
F - Shavon Coleman  
F - Jordan Mickey  
G - Andre Stringer  
G - Tim Quarterman

**RECORD 1-0**

F - Johnny O'Bryant III  
F - Jordan Mickey  
G - Malik Morgan  
G - Andre Stringer  
G - Tim Quarterman

**RECORD 1-1**

F - Johnny O'Bryant III  
F - Shavon Coleman  
F - Jordan Mickey  
G - Andre Stringer  
G - Anthony Hickey

**RECORD 0-1**

F - Johnny O'Bryant III  
F - Jarell Martin  
F - Jordan Mickey  
G - Andre Stringer  
G - Tim Quarterman

# Non-Conference Opponents

## UAB

**DEC. 18 \* 8 p.m.**  
**BARTOW ARENA \* BIRMINGHAM, Ala.**  
**TV • CBS Sports Network**



### GENERAL INFORMATION

Location: Birmingham, Ala.  
 Enrollment: 18,568  
 Nickname: Blazers  
 Colors: Forest Green and Old Gold  
 Arena: Bartow Arena  
 Conference: Conference USA  
 Athletic Director: Brian Mackin

### BASKETBALL INFORMATION

Head Coach: Jerod Haase  
 Alma Mater: Kansas ('97)  
 School Record: 34-30 (2 years)  
 Career Record: 34-30 (2 years)  
 Assistant Coaches: Rob Ehsan, Jeff Wulbrun, Turner Battle  
 2013-14 Record: 18-13  
 Conference Record/Finish: 7-9 (T8th)  
 Letterman Returning/Lost: 4/7  
 Starters Returning/Lost: 1/4  
 Series Record: LSU leads, 2-1

### SPORTS INFORMATION

MBB Contact: Tray Littlefield  
 Office Phone: (205) 934-7920  
 E-Mail: trayl@uab.edu  
 Press Row: (205) 934-0720  
 Website: www.uabsports.com  
 Mailing Address: 1720 2nd Ave. S, Bartow Arena  
 Birmingham, Ala. 35294

## CHARLESTON

**DEC. 22 \* 8 p.m.**  
**MARAVICH CENTER \* BATON ROUGE**  
**TV • SEC Network**



### GENERAL INFORMATION

Location: Charleston, S.C.  
 Enrollment: 9,866  
 Nickname: Cougars  
 Colors: Maroon & White  
 Arena: TD Arena  
 Conference: Colonial Athletic Association  
 Athletics Director: Joe Hull

### BASKETBALL INFORMATION

Head Coach: Earl Grant  
 Alma Mater: Georgia College, '00  
 School Record: First Year  
 Career Record: First Year  
 Assistant Coaches: Dick Bender, Antonio Reynolds, Quinton Ferrell  
 Starters Returning/Lost: 3/2  
 2013-14 Record: 14-18  
 Conference Record/Finish: 6-10 (T6th)  
 Series Record: First meeting

### SPORTS INFORMATION

MBB Contact: Marlene Navor  
 Office Phone: (843) 953-6720  
 E-Mail: navormu@cofc.edu  
 Website: cofcsports.com  
 Mailing Address: Athletics Communications, College of Charleston, 301 Meeting Street, Charleston, S.C. 29401

## CLEMSON

**POSSIBLE OPPONENT \* PARADISE JAM**  
**NOV. 24 \* TBA**  
**UVI SPORTS & FITNESS CENTER**  
**U.S. VIRGIN ISLANDS**  
**TV • TBA**



### GENERAL INFORMATION

Location: Clemson, S.C.  
 Enrollment: 16,931  
 Nickname: Tigers  
 Colors: Orange and Purple  
 Arena: Littlejohn Coliseum  
 Conference: Atlantic Coast Conference  
 Athletic Director: Dan Radakovich

### BASKETBALL INFORMATION

Head Coach: Brad Brownell  
 Alma Mater: DePauw, '91  
 School Record: 74-58 (4 years)  
 Career Record: 241-143 (12 years)  
 Assistant Coaches: Mike Winiecki, Steve Smith, Richie Riley  
 2013-14 Record: 23-13  
 Conference Record/Finish: 10-8 (6th)  
 Starters Returning/Lost: 4/1  
 Series Record: LSU leads, 3-2

### SPORTS INFORMATION

MBB Contact: Philip Sikes  
 Office Phone: 864-656-1985  
 E-Mail: philips@clemson.edu  
 Website: www.ClemsonTigers.com  
 Mailing Address: Jervy Athletic Center, 100 Perimeter Road, Clemson, South Carolina 29633-0031.

## GARDNER WEBB

**NOV. 15 • Noon**  
**MARAVICH CENTER \* BATON ROUGE**  
**TV • SECN +**



### POSSIBLE OPPONENT \* PARADISE JAM

**NOV. 24 \* TBA**  
**UVI SPORTS & FITNESS CENTER • U.S. VIRGIN ISLANDS**  
**TV • TBA**

### GENERAL INFORMATION

Location: Boiling Springs, N.C.  
 Enrollment: 4,900  
 Nickname: Bulldogs  
 Colors: Scarlet & Black  
 Arena: Paul Porter Arena  
 Conference: Big South  
 Athletic Director: Chuck Burch

### BASKETBALL INFORMATION

Head Coach: Tim Craft  
 Alma Mater: Florida, '00  
 School Record: 18-15 (1 year)  
 Career Record: 18-15 (1 year)  
 Assistant Coaches: Jeremy Luther, Paul Hemrick, DeAntoine Beasley  
 Starters Returning/Lost: 2/3  
 2013-14 Record: 18-15  
 Conference Record/Finish: 10-6 (T2nd)  
 Series Record: First Meeting

### SPORTS INFORMATION

MBB Contact: Marc Rabb  
 Office Phone: (704) 406-4355  
 E-Mail: mrabb@gardner-webb.edu  
 Website: gwusports.com  
 Mailing Address: 110 S. Main Street; Boiling Springs, North Carolina 28017

## PARADISE JAM

### TOURNAMENT SCHEDULE

**Nov. 21, 22/23 & 24**  
**UVI Sports & Fitness Center \* U.S. Virgin Islands**  
 All times listed as Central  
 Home team is listed second

### FRIDAY, NOV. 21 - FIRST ROUND

**Game 1**  
 Clemson vs. Gardner Webb  
 12:30 p.m. CT

**Game 2**  
 Seton Hall vs. Nevada  
 3 p.m. CT (CBS Sports Network)

**Game 3**  
**LSU VS. OLD DOMINION**  
**5:30 P.M. CT (CBS SPORTS NETWORK)**

**Game 4**  
 Illinois State vs. Weber State  
 8 p.m. CT (CBS Sports Network)

**SATURDAY, NOV. 22**  
**Game 5 • Consolation**  
 1:30 p.m. CT

**Game 6 • Consolation**  
 4 p.m. CT

**SUNDAY, NOV. 23**  
**Game 7 • Semifinal**  
 5:30 p.m. CT (CBS Sports Network)

**Game 8 • Semifinal**  
 8 p.m. CT (CBS Sports Network)

**MONDAY, NOV. 24**  
**Game 9 • 7th place game**  
 12:30 p.m. CT

**Game 10 • 5th place game**  
 3 p.m. CT

**Game 11 • 3rd place game**  
 5:30 p.m. CT (CBS Sports Network)

**Game 12 • Championship game**  
 8 p.m. CT (CBS Sports Network)

## SEC/BIG 12 CHALLENGE SCHEDULE

**WEDNESDAY, DEC. 3**  
 Auburn at Texas Tech  
 8 p.m. CT (SEC Network)

**THURSDAY, DEC. 4**  
**LSU AT WEST VIRGINIA**  
**6 P.M. CT (ESPN2)**  
 Baylor at Vanderbilt  
 6 p.m. CT (ESPNU)  
 Arkansas at Iowa State  
 8 p.m. CT (ESPN2)  
 TCU at Mississippi  
 8 p.m. CT (ESPNU)

**FRIDAY, DEC. 5**  
 Texas at Kentucky  
 6 p.m. CT (ESPN)  
 Florida at Kansas  
 8 p.m. CT (ESPN)  
 Missouri at Oklahoma  
 8:30 p.m. CT (ESPNU)

**SATURDAY, DEC. 6**  
 Oklahoma State at South Carolina  
 11 a.m. CT(ESPNU)  
 Kansas State at Tennessee  
 2:15 p.m. CT (ESPN2)

### ILLINOIS STATE

**POSSIBLE OPPONENT, PARADISE JAM**  
**NOV. 22 or NOV 23 \* TBA**  
**UVI SPORTS & FITNESS CENTER**  
**TV • TBA**



#### GENERAL INFORMATION

Location: Normal, Ill.  
 Nickname: Redbirds  
 Colors: Red & White  
 Arena: Redbird Arena  
 Conference: Missouri Valley  
 Athletic Director: Larry Lyons

#### BASKETBALL INFORMATION

Head Coach: Dan Muller  
 Alma Mater: Illinois State, '98  
 School Record: 36-31 (2 years)  
 Career Record: 36-31 (2 years)  
 Assistant Coaches: Torrey Ward, Luke Yaklich, Dean Oliver  
 2013-14 Record: 18-16  
 Conference Record/Finish: 9-9 (T4th)  
 Starters Returning/Lost: 4/1  
 Series Record: First meeting

#### SPORTS INFORMATION

MBB Contact: John Twork  
 Office Phone: (309) 438-3805  
 Office Fax: (309) 438-5634  
 E-Mail: jdtwork@ilstu.edu  
 Website: goredbirds.com  
 Mailing Address: 202 Horton Field House, Campus Box 7130, Normal, Illinois 61790-7748

### MASSACHUSETTS

**DEC 2 \* 6 p.m.**  
**MARAVICH CENTER \* BATON ROUGE, LA.**  
**TV • SEC Network**



#### GENERAL INFORMATION

Location: Amherst, Massachusetts  
 Enrollment: 27,019  
 Nickname: Minutemen  
 Colors: Maroon & White  
 Arena: Mullins Center  
 Conference: Atlantic 10  
 Athletics Director: John McCutcheon

#### BASKETBALL INFORMATION

Head Coach: Derek Kellogg  
 Alma Mater: Massachusetts, '95  
 School Record: 109-86 (6 years)  
 Career Record: 109-86 (6 years)  
 Assistant Coaches: Shyrone Chatman, Adam Ginsburg  
 2013-14 Record: 24-9  
 Starters Returning/Lost: 2/3  
 Conference Record/Finish: 10-6 (T5th)  
 Series Record: UMass leads, 1-0

#### SPORTS INFORMATION

MBB Contact: Brian Henry  
 Office Phone: (413) 545-5292  
 E-Mail: bwhenry@admin.umass.edu  
 Press Row: (413) 545-6139  
 Website: www.UMassAthletics.com  
 Mailing Address: 290 Boyden Building, Amherst, Massachusetts 01003

### MCNEESE STATE

**NOV. 29 • 7 p.m.**  
**MARAVICH CENTER • BATON ROUGE, LA**  
**TV • SEC+**



#### GENERAL INFORMATION

Location: Lake Charles, La.  
 Nickname: Cowboys  
 Colors: Blue & Gold  
 Arena: Burton Coliseum  
 Conference: Southland  
 Athletic Director: Bruce Hemphill

#### BASKETBALL INFORMATION

Head Coach: Dave Simmons  
 Alma Mater: Louisiana Tech, '81  
 School Record: 112-136 (8 years)  
 Career Record: 139-165 (10 years)  
 Assistant Coaches: David Dumars, Steve Welch, Preston David  
 2013-14 Record: 11-20  
 Conference Record/Finish: 9-9 (T8th)  
 Starters Returning/Lost: 3/2  
 Series Record: LSU leads, 22-0

#### SPORTS INFORMATION

MBB Contact: Matthew Bonnette  
 Office Phone: (337) 475-5207  
 Email: wbonnette@mcneese.edu  
 Website: www.mcneesesports.com  
 Mailing Address: McNeese Athletic Department 700 E. McNeese Street - Lake Charles, Louisiana 70609

### NEVADA

**POSSIBLE OPPONENT, PARADISE JAM**  
**NOV. 24 \* TBA**  
**UVI SPORTS & FITNESS CENTER**  
**TV • TBA**



#### GENERAL INFORMATION

Location: Reno, Nevada.  
 Enrollment: 18,000  
 Nickname: Wolf Pack  
 Colors: Navy Blue & Silver  
 Arena: Lawlor Events Center  
 Conference: Mountain West  
 Athletic Director: Doug Knuth

#### BASKETBALL INFORMATION

Head Coach: David Carter  
 Alma Mater: Saint Mary's, '89  
 School Record: 89-75 (5 years)  
 Career Record: 89-75 (5 years)  
 Assistant Coaches: Doug Novsek, Keith Brown, Zac Claus  
 2013-14 Record: 15-17  
 Starters Returning/Lost: 2/3  
 Conference Record/Finish: 10-8 (T3rd)  
 Series Record: Tied, 1-1

#### SPORTS INFORMATION

MBB Contact: Jack Kuestermeyer  
 Office Phone: (775) 682-6985  
 Office Fax: (775) 784-4386  
 E-Mail: jkuester@unr.edu  
 Website: Nevadawolfpack.com  
 Mailing Address: Legacy Hall, MS 232, Reno, Nevada 89557

### OLD DOMINION

**PARADISE JAM**  
**NOV. 21 \* 5:30 p.m.**  
**UVI SPORTS & FITNESS CENTER**  
**U.S. VIRGIN ISLANDS**  
**TV • CBS SPORTS NETWORK**



#### GENERAL INFORMATION

Location: Norfolk, Va.  
 Enrollment: 24,828  
 Nickname: Monarchs  
 Colors: Slate Blue, Silver & Light Blue  
 Arena: Ted Constant Convocation Center  
 Conference: Conference USA  
 Athletics Director: Dr. Wood Self

#### BASKETBALL INFORMATION

Head Coach: Jeff Jones  
 Alma Mater: Virginia, '82  
 School Record: 18-18 (1 year)  
 Career Record: 376-304 (22 years)  
 Assistant Coaches: Lamar Barrett, Bryant Stith, John Richardson  
 2013-14 Record: 18-18  
 Conference Record/Finish: 9-7 (6th)  
 Starters Returning/Lost: 4/1  
 Series Record: First Meeting

#### SPORTS INFORMATION

MBB Contact: Carol Hudson, Jr.  
 Office Phone: 757-683-3395  
 E-Mail: chudson@odu.edu  
 Press Row: 757-683-5596  
 Website: www.odusports.com  
 Mailing Address: Rm 1102/Jim Jarrett Athletic Admin. Bldg/Norfolk, Va. 23529-0201

### SAM HOUSTON

**DEC. 14 \* 6 p.m.**  
**MARAVICH CENTER • BATON ROUGE**  
**TV • SEC NETWORK**



#### GENERAL INFORMATION

Location: Huntsville, Texas  
 Enrollment: 19,214  
 Nickname: Bearkats  
 Colors: Orange & White  
 Arena: Bernard Johnson Coliseum  
 Conference: Southland  
 Athletics Director: Bobby Williams

#### BASKETBALL INFORMATION

Head Coach: Jason Hooten  
 Alma Mater: Tarleton State, '93  
 School Record: 72-60 (4 years)  
 Career Record: 72-60 (4 years)  
 Assistant Coaches: Chris Mudge, Matt Braeuer, Kenneth Mangrum  
 2013-14 Record: 24-11  
 Conference Record/Finish: 13-5 (3rd)  
 Starters Returning/Lost: 4/1  
 Series Record: LSU leads, 1-0

#### SPORTS INFORMATION

MBB Contact: Paul Ridings, Jason Barfield  
 Office Phone: (936) 294-1764  
 E-Mail: ridings@shsu.edu; jbarfield@shsu.edu  
 Press Row: (936) 294-1838  
 Website: gobearkats.com

# Non-Conference Opponents

## SAVANNAH STATE

JAN. 3 • 6 p.m.  
**MARAVICH CENTER • BATON ROUGE**  
**TV • SEC NETWORK**



### GENERAL INFORMATION

Location: Savannah, Ga.  
 Enrollment: 4,582  
 Nickname: Tigers  
 Colors: Burnt Orange & Reflex Blue  
 Arena: Tiger Arena  
 Conference: Mid-Eastern Athletic  
 Athletic Director: Sterling Steward, Jr.

### BASKETBALL INFORMATION

Head Coach: Horace Broadnax  
 Alma Mater: Georgetown, '86  
 School Record: 118-157 (9 years)  
 Career Record: 160-246 (14 years)  
 Assistant Coaches: Jay Gibbons, Clyde Wormley  
 2013-14 Record: 13-19  
 Conference Record/Finish: 10-6 (5th)  
 Series Record: First Meeting

### SPORTS INFORMATION

MBB Contact: Opio Mashariki  
 Office Phone: (912) 358-3430  
 Office Fax: (912) 353-5287  
 E-Mail: marsharik@savannahstate.edu  
 Website: www.ssuathletics.com  
 Mailing Address: Tiger Arena, 3219 College St., Savannah, Georgia 31404

## SETON HALL

**POSSIBLE OPPONENT, PARADISE JAM**  
**NOV. 24 • TBA**  
**UVI SPORTS & FITNESS CENTER**  
**TV • TBA**



### GENERAL INFORMATION

Location: South Orange, N. J.  
 Enrollment: 9,700  
 Nickname: Pirates  
 Colors: Blue & White  
 Arena: Prudential Center  
 Conference: Big East  
 Athletics Director: Patrick Lyons

### BASKETBALL INFORMATION

Head Coach: Kevin Willard  
 Alma Mater: Pittsburgh, '97  
 School Record: 66-66 (4 years)  
 Career Record: 111-115 (7 years)  
 Assistant Coaches: Shaheen Holloway, Fred Hill, Dwayne Morton  
 2013-14 Record: 17-17  
 Conference Record/Finish: 6-12 (8th)  
 Starters Returning/Lost: 1/4  
 Series Record: LSU leads 1-0

### SPORTS INFORMATION

MBB Contact: Stephen Dombroski  
 Office Phone: (973) 761-9493  
 E-Mail: stephen.dombroski@shu.edu  
 Press Row: (973) 757-6598  
 Website: shupirates.com  
 Mailing Address: Athletic Communications, Seton Hall, 400 South Orange Avenue, South Orange, New Jersey 07079

## SOUTHERN MISS

DEC. 29 • 6 p.m.  
**MARAVICH CENTER • BATON ROUGE**  
**TV • SEC NETWORK**



### GENERAL INFORMATION

Location: Hattiesburg, Miss.  
 Enrollment: 16,506  
 Nickname: Golden Eagles  
 Colors: Black & Gold  
 Arena: Reed Green Coliseum  
 Conference: Conference USA  
 Athletics Director: Bill McGillis

### BASKETBALL INFORMATION

Head Coach: Doc Sadler  
 Alma Mater: Arkansas, '82  
 School Record: First Season  
 Career Record: 149-107 (8 years)  
 Assistant Coaches: Jareem Dowling, Jeremy Cox, Tom Schuberth  
 2013-14 Record: 29-7  
 Conference Record/Finish: 13-3 (1st)  
 Starters Returning/Lost: 0/5  
 Series Record: LSU leads, 5-1

### SPORTS INFORMATION

MBB Contact: Tim Andrezejewski  
 Office Phone: (601) 266-4503  
 E-Mail: timothy.andrezejewski@usm.edu  
 Press Row: (601) 266-5428  
 Website: www.SouthernMiss.com  
 Mailing Address: 118 College Drive, #5161 Hattiesburg, Mississippi 39401

## TEXAS TECH

**ESPN TIPOFF MARATHON**  
**NOV. 18 • 8:30 p.m.**  
**MARAVICH CENTER • BATON ROUGE, LA**  
**ESPN2**



### GENERAL INFORMATION

Location: Lubbock, Texas  
 Enrollment: 32,611  
 Nickname: Red Raiders  
 Colors: Scarlet and Black  
 Arena: United Spirit Arena  
 Conference: Big 12  
 Athletic Director: Kirby Hocutt

### BASKETBALL INFORMATION

Head Coach: Tubby Smith  
 Alma Mater: High Point ('73)  
 School Record: First Season  
 Career Record: 511-226 (22 years)  
 Assistant Coaches: Joe Esposito, Vince Taylor, Pooh Williamson  
 2013-14 Record: 14-18  
 Conference Record/Finish: 6-12 (9th)  
 Starters Returning/Lost: 2/3  
 Series Record: Texas Tech leads, 3-2

### SPORTS INFORMATION

MBB Contact: Trenten Hilburn  
 Office Phone: (806) 392-3543  
 E-Mail: trenten.hilburn@ttu.edu  
 Website: www.texastech.com  
 Mailing Address: Texas Tech Athletics Communications, TTU-Box 43021, 6th and Boston, Lubbock, Texas 79409

## WEBER STATE

**POSSIBLE OPPONENT, PARADISE JAM**  
**NOV. 22 or NOV 23 • TBA**  
**UVI SPORTS & FITNESS CENTER**  
**TV • TBA**



### GENERAL INFORMATION

Location: Ogden, Utah  
 Enrollment: 25,301  
 Nickname: Wildcats  
 Colors: Purple & White  
 Arena: Dee Events Center  
 Conference: Big Sky  
 Athletic Director: Jerry Bovee

### BASKETBALL INFORMATION

Head Coach: Randy Rahe  
 Alma Mater: Buena Vista, 82  
 School Record: 169-86 (8 years)  
 Career Record: 169-86 (8 years)  
 Assistant Coaches: Eric Dutt, Garrett Lever, Steve Smiley  
 2013-14 Record: 19-12  
 Conference Record/Finish: 14-6 (1st)  
 Series Record: Tied 1-1

### SPORTS INFORMATION

MBB Contact: Paul Grua  
 Office Phone: (801) 626-7414  
 E-Mail: pgrua@weber.edu  
 Press Row: (801) 626-6588  
 Website: weberstatesports.com  
 Mailing Address: 3870 Stadium Way, Dept. 2702, Ogden, Utah 84408

## WEST VIRGINIA

**SEC-BIG 12 CHALLENGE**  
**DEC. 4 • 6 p.m.**  
**WVU COLISEUM • MORGANTOWN, W.V.A.**  
**TV • ESPN2**



### GENERAL INFORMATION

Location: Morgantown, W. Va.  
 Enrollment: 32,348  
 Nickname: Mountaineers  
 Colors: Old Gold & Blue  
 Arena: WVU Coliseum  
 Conference: Big 12  
 Athletics Director: Oliver Luck

### BASKETBALL INFORMATION

Head Coach: Bob Huggins  
 Alma Mater: West Virginia, '77  
 School Record: 150-91 (7 years)  
 Career Record: 740-302 (32 years)  
 Assistant Coaches: Larry Harrison, Ron Everhart, Erik Martin  
 2013-14 Record: 17-16  
 Conference Record/Finish: 9-9 (T6)  
 Starters Returning/Lost: 4/1  
 Series Record: Series Tied, 1-1

### SPORTS INFORMATION

MBB Contact: Bryan Messerly  
 Office Phone: (304) 293-2821  
 E-Mail: bryan.messerly@mail.wvu.edu  
 Press Row: (304) 293-2821  
 Website: WVUsports.com



The SEC office is located in Birmingham, Ala.

Throughout its 81-year history, the Southeastern Conference has been a leader in the integration of athletic competition and higher education.

Since its formation in 1933, the SEC has achieved both stature and stability by designating governing/voting power to the presidents of the member institutions. They have determined the policies of the conference and through the years this involvement has been the principal source of strength in the evolution of the SEC.

Intercollegiate athletics has encountered many challenges in the 1990s and again the SEC provided guidance. In 1993, the member institutions adopted The Principles of Gender Equity. Committed to increasing the quantity and quality of women's athletic opportunities, each school provides at least two more women's intercollegiate programs than the number of men's.

Faced with the task of conference realignment after competing with 10 members since 1966, the SEC welcomed the University of Arkansas and the University of South Carolina in 1991. With conference realignment again at the forefront, the league welcomed Texas A&M and Missouri for their first SEC basketball season in 2012-13.

SEC schools began athletic competition with one another almost 100 years ago as members of the Southern Intercollegiate Athletic Association.

Seven institutions (Alabama, Auburn, Georgia, Georgia Tech, North Carolina, Sewanee and Vanderbilt) attended the SIAA organizational meeting of faculty representatives in Atlanta in 1894.

Basketball moved quickly to the South as Vanderbilt was playing at the Nashville YMCA in 1893, just two years after Dr. James Naismith originated the game at Springfield (Mass.) College. Basketball became an intercollegiate sport in 1901 and in 1908 Vanderbilt was meeting Columbia and Yale intersectionally.

The seven-member SIAA expanded to 19 institutions in 1895 and by 1920 there were 30 members.

The larger schools reorganized as the Southern Conference in 1920. Despite an original limit of 16, the membership grew to 23 by 1928.

The 13 members west and south of the Appalachian Mountains reorganized as the Southeastern Conference at the annual SC meeting in 1932. The 10 coast members remained in the Southern Conference. Charter members of the new conference were: Alabama, Auburn,



Florida, Georgia, Georgia Tech, Kentucky, LSU, Mississippi, Mississippi State, Sewanee, Tennessee, Tulane and Vanderbilt. (Sewanee withdrew in 1940, Georgia Tech in 1964 and Tulane in 1966).

The first SEC champions were crowned in 1933 in four sports (baseball, basketball, football and outdoor track). The league's inaugural championship event was a basketball tournament in Atlanta in 1933. Records show the first men's team title for cross-country was awarded in 1935, while golf and swimming were added in 1937. The league later began hosting championships in tennis (1953) and indoor track (1957).

In the 1979-80 academic year SEC championships for women were recognized in basketball, tennis and volleyball. The following year golf, gymnastics, swimming and track and field were added. The administration of women's athletics officially came under the auspices of the conference office in 1984.

The SEC currently regulates nine men's sports and 12 women's sports: Men—baseball, basketball, football, golf, swimming, tennis and track (cross country, indoor and outdoor). Women—basketball, equestrian, golf, gymnastics, soccer, softball, swimming, tennis, track (cross country, indoor and outdoor) and volleyball.



Commissioner Mike Slive



Joe Dean, Jr. and Dave Neal, ESPN/SEC Network



ESPN HD

ESPN2 HD

ESPN3.com



FSN

## SEC Network Adds To Media Coverage

This will mark the first basketball season with wall-to-wall basketball coverage on The SEC Network. Every league game will be televised by The SEC Network, ESPN/2, ESPN, CBS Sports or FSN with the SEC Network showing two games on Tuesdays, two on Wednesdays and multiple games on Saturday to complement the packages on the other outlets.

The SEC and ESPN signed a 20-year agreement through 2034 to create and operate a multiplatform network which launched on Aug. 14, 2014. The new network and its accompanying digital platform carry SEC content 24/7 including more than 1,000 events in its first year. The network will televise more than 100 men's basketball games and 60 women's basketball games. Programming also includes in-depth commentary and analysis in studio shows, daily news and information, original content such as SEC Storied, SEC Now and more. Hundreds of additional live events from various sports will be offered exclusively as SEC Network+ events on WatchESPN and SECNetwork.com through authenticated access.

LSU will have three games on SECN+, 11 games on the SEC Network, seven on ESPN/2, 3 on ESPN, two to four on CBS Sports Network, one on CBS Sports and one on FSN. The SEC Network and ESPN will televise the SEC Tournament.

It is all part of the major coverage of LSU Basketball that occurs locally, regionally and nationally.



## ALABAMA

FEB 7 • 5 P.M.  
**MARAVICH CENTER • BATON ROUGE**  
 TV • ESPN/2



### GENERAL INFORMATION

Location: Tuscaloosa, Ala.  
 Enrollment: 33,602  
 Nickname: Crimson Tide  
 Colors: Crimson and White  
 Arena: Coleman Coliseum  
 Athletics Director: Bill Battle

### BASKETBALL INFORMATION

Head Coach: Anthony Grant  
 Alma Mater: Dayton ('87)  
 School Record: 99-71 (5 years)  
 Career Record: 175-96 (8 years)  
 Assistant Coaches: John Brannen, Antoine Pettway, Reggie Witherspoon  
 2013-14 Record: 13-19  
 Conference Record/Finish: 7-11 (T10th)  
 Starters Returning/Lost: 4/1  
 Series Record: Alabama leads, 103-69

### SPORTS INFORMATION

MBB Contact: Aaron Jordan  
 Office Phone/Fax: (205) 348-6084/8841  
 E-Mail: ajordan@ia.ua.edu  
 Press Row: (205) 348-6084  
 Website: www.rolltide.com  
 Mailing Address: 1201 Coliseum Drive  
 Room 170, Tuscaloosa, AL 35487

## ARKANSAS

MARCH 7 • TBA.  
**BUD WALTON ARENA • FAYETTEVILLE, ARK.**  
 TV • ESPN



### GENERAL INFORMATION

Location: Fayetteville, Arkansas  
 Enrollment: 23,199  
 Nickname: Razorbacks  
 Colors: Cardinal and White  
 Arena: Bud Walton Arena  
 Athletics Director: Jeff Long

### BASKETBALL INFORMATION

Head Coach: Mike Anderson  
 Alma Mater: Tulsa ('82)  
 School Record: 59-39 (3 years)  
 Career Record: 259-137 (12 years)  
 Assistant Coaches: Melvin Watkins, Matt Zimmero-  
 man, T. J. Cleveland  
 2013-14 Record: 22-12  
 Conference Record/Finish: 10-8 (5th)  
 Starters Returning/Lost: 3/2  
 Series Record: Arkansas leads, 32-26

### SPORTS INFORMATION

MBB Contact: Patrick Pierson  
 Office Phone/Fax: (479) 575-2752/7481  
 E-Mail: pspierso@uark.edu  
 Press Row: (479) 575-6622  
 Website: www.ArkansasRazorbacks.com  
 Mailing Address: Broyles Athletic Center,  
 PO Box 7777, Fayetteville, AR 72702

## AUBURN

FEB. 5 • 6 P.M.  
**MARAVICH CENTER • BATON ROUGE**  
 TV • ESPN/2



### FEB. 24 • 6 P.M.

**AUBURN ARENA • AUBURN, Ala.**  
 TV • ESPN

### GENERAL INFORMATION

Location: Auburn, Ala.  
 Enrollment: 25,134  
 Nickname: Tigers  
 Colors: Burnt Orange and Navy Blue  
 Arena: Auburn Arena  
 Athletics Director: Jay Jacobs

### BASKETBALL INFORMATION

Head Coach: Bruce Pearl  
 Alma Mater: Boston College, '82  
 School Record: First Year  
 Career Record: 231-99 (10 years)  
 Assistant Coaches: Tony Jones, Chuck Person,  
 Harris Adler  
 2013-14 Record: 14-16  
 Conference Record/Finish: 3-15 (12th)  
 Starters Returning/Lost: 2/3  
 Series Record: LSU leads, 83-64

### SPORTS INFORMATION

MBB Contact: Dan Fröehlich  
 Office Phone/Fax: (334) 844-9803/9807  
 E-Mail: froehdp@auburn.edu  
 Press Row: (334) 844-1933/1935  
 Website: www.auburntigers.com  
 Mailing Address: Athletic Media Relations,  
 Athletic Complex, 392 South Donahue Drive,  
 Auburn, AL 36849

## FLORIDA

JAN. 20 • 6 P.M.  
**O'CONNELL CENTER • GAINESVILLE, FLA.**  
 TV • ESPN



FEB. 21 • Noon  
**MARAVICH CENTER • BATON ROUGE, LA.**  
 TV • CBS

### GENERAL INFORMATION

Location: Gainesville, Fla.  
 Enrollment: 49,589  
 Nickname: Gators  
 Colors: Orange and Blue  
 Arena: Stephen C. O'Connell Center  
 Athletics Director: Jeremy Foley

### BASKETBALL INFORMATION

Head Coach: Billy Donovan  
 Alma Mater: Providence ('87)  
 School Record: 451-169 (18 years)  
 Career Record: 486-189 (20 years)  
 Assistant Coaches: Matt McCall, John Pelphrey, Rashon Burno  
 2013-14 Record: 36-3  
 Conference Record/Finish: 18-0 (1st)  
 Starters Returning/Finish: 1/4  
 Series Record: LSU leads, 60-43

### SPORTS INFORMATION

MBB Contact: Denver Parler  
 Office Phone/Fax: 352-375-4683/4809  
 E-Mail: denverp@gators.ufl.edu  
 Press Row: 352-371-0281  
 Website: www.gatorzone.com  
 Mailing Address: P.O. Box 14485 Gainesville, FL 32604

## GEORGIA

JAN 10 • 8 P.M.  
**MARAVICH CENTER • BATON ROUGE, LA.**  
 TV • ESPN



### GENERAL INFORMATION

Location: Athens, Ga.  
 Enrollment: 34,475  
 Nickname: Bulldogs  
 Colors: Red and Black  
 Arena: Stegeman Coliseum  
 Athletics Director: Greg McGarity

### BASKETBALL INFORMATION

Head Coach: Mark Fox  
 Alma Mater: E. New Mexico ('91)  
 School Record: 85-77 (5 years)  
 Career Record: 208-120 (10 years)  
 Assistant Coaches: Philip Pearson, Jonas Hayes, Yasir Rosemond  
 2013-14 Record: 20-14  
 Conference Record/Finish: 12-6 (T2nd)  
 Starters Returning/Lost: 3/2  
 Series Record: LSU leads, 62-44

### SPORTS INFORMATION

MBB Contact: Tim Hix  
 Office Phone/Fax: (706) 542-1621/9339  
 E-Mail: thix@sports.uga.edu  
 Press Row: (706) 542-8052  
 Website: www.georgiadogs.com  
 Mailing Address: P.O. Box 1472 Athens, GA 30603

**KENTUCKY**

**FEB. 10 • 6 P.M.**  
**MARAVICH CENTER • BATON ROUGE**  
**TV • ESPN**

**GENERAL INFORMATION**

Location: Lexington, Ky.  
 Enrollment: 28,935  
 Nickname: Wildcats  
 Colors: Blue and White  
 Arena: Rupp Arena  
 Athletics Director: Mitch Barnhart

**BASKETBALL INFORMATION**

Head Coach: John Calipari  
 Alma Mater: Clarion ('82)  
 School Record: 152-37 (5 years)  
 Career Record: 555-175 (22 years)  
 Assistant Coaches: Kenny Payne, John Robic, Barry Rohrsen  
 2013-14 Record: 29-11  
 Conference Record/Finish: 12-6 (2nd)  
 Series Record: Kentucky leads, 85-25

**SPORTS INFORMATION**

MBB Contact: John Hayden  
 Office Phone/Fax: (859) 257-3838/323-4310  
 E-Mail: john.hayden@uky.edu  
 Press Row: (859) 252-3602  
 Mailing Address: 338 Lexington Ave.  
 Joe Craft Center  
 Lexington, Ky. 40506

**OLE MISS**

**JAN. 14 • 6 P.M.**  
**TAD SMITH COLISEUM • OXFORD, MISS.**  
**TV • SEC NETWORK**

**FEB. 28 • 1 P.M.**

**MARAVICH CENTER • BATON ROUGE**  
**TV • FSN**

**GENERAL INFORMATION**

Location: Oxford, Miss.  
 Enrollment: 18,224  
 Nickname: Rebels  
 Colors: Cardinal Red and Navy Blue  
 Arena: C.M. "Tad" Smith Coliseum  
 Athletics Director: Ross Bjork

**BASKETBALL INFORMATION**

Head Coach: Andy Kennedy  
 Alma Mater: UAB ('91)  
 School Record: 171-101 (8 years)  
 Career Record: 192-114 (9 years)  
 Assistant Coaches: Bill Armstrong, Tony Madlock  
 2013-14 Record: 19-14  
 Conference Record/Finish: 9-9 (T6th)  
 Starters Returning/LSU: 2/3  
 Series Record: LSU leads, 117-87

**SPORTS INFORMATION**

MBB Contact: Daniel Snowden  
 Office Phone: (662) 915-7522/7006  
 E-Mail: desnowde@olemiss.edu  
 Press Row: (662) 236-1931  
 Website: www.olemisssports.com  
 Mailing Address: P.O. Box 217,  
 University, Miss. 38677

**MISSISSIPPI STATE**

**JAN. 31 • 1 P.M.**  
**HUMPHREY COLISEUM • STARKVILLE, MISS.**  
**TV • SEC NETWORK**

**GENERAL INFORMATION**

Location: Starkville, Miss.  
 Enrollment: 20,484  
 Nickname: Bulldogs  
 Colors: Maroon and White  
 Arena: Humphrey Coliseum  
 Athletics Director: Scott Stricklin

**BASKETBALL INFORMATION**

Head Coach: Rick Ray  
 Alma Mater: Grand View College ('94)  
 School Record: 24-41 (2 years)  
 Career Record: 24-41 (2 years)  
 Assistant Coaches: Wes Flanigan, Chris Hollender, George Brooks  
 2013-14 Record: 14-19  
 Conference Record/Finish: 3-15 (14th)  
 Starters Returning/Lost: 5/0  
 Series Record: LSU leads, 108-96

**SPORTS INFORMATION**

MBB Contact: Gregg Ellis  
 Office Phone/Fax: (662) 325-3595/3654  
 E-Mail: gellis@athletics.msstate.edu  
 Press Row: (662) 325-3776  
 Website: www.hailstate.com  
 Mailing Address: MSU Athletic Media Relations  
 Office, P.O. Box 5308  
 Mississippi State, Miss. 39762

**MISSOURI**

**JAN. 8 • 6 P.M.**  
**MIZZOU ARENA • COLUMBIA, Mo.**  
**TV • ESPN/2**

**GENERAL INFORMATION**

Location: Columbia, MO.  
 Enrollment: 34,748  
 Nickname: Tigers  
 Colors: Old Gold and Black  
 Arena: Mizzou Arena  
 Athletics Director: Mike Alden

**BASKETBALL INFORMATION**

Head Coach: Kim Anderson  
 Alma Mater: Missouri, '79  
 School Record: First year  
 Career Record: 274-95 (12 years)  
 Assistant Coaches: Tim Fuller, Rob Fulford, Brad Loos  
 2013-14 Record: 23-12  
 Conference Record/Finish: 9-9 (T6th)  
 Starters Returning/Lost: 2/3  
 Series Record: LSU leads, 3-1

**SPORTS INFORMATION**

MBB Contact: David Reiter  
 Office Phone: (573) 882-4720  
 E-Mail: reiterd@missouri.edu  
 Press Row: (573) 882-1442  
 Website: www.mutigers.com  
 Mailing Address: Sports Information, Mizzou Arena  
 One Champions Drive  
 Columbia, Mo. 65205

**SOUTH CAROLINA**

**JAN. 28 • 6 P.M.**  
**MARAVICH CENTER • BATON ROUGE**  
**TV • SEC NETWORK**

**GENERAL INFORMATION**

Location: Columbia, S.C.  
 Enrollment: 30,721  
 Nickname: Gamecocks  
 Colors: Garnet and Black  
 Arena: Colonial Life Arena  
 Athletics Director: Ray Tanner

**BASKETBALL INFORMATION**

Head Coach: Frank Martin  
 Alma Mater: Florida International ('93)  
 School Record: 28-38 (2 years)  
 Career Record: 145-92 (7 years)  
 Assistant Coaches: Perry Clark, Matt Figger, Lamong Evans  
 2013-14 Record: 14-20  
 Conference Record/Finish: 5-13 (13th)  
 Series Record: South Carolina leads, 15-14

**SPORTS INFORMATION**

MBB Contact: Emily Feeny  
 Office Phone/Fax: (803) 777-7743/2967  
 E-Mail: efeeny@mailbox.sc.edu  
 Press Row: (803) 777-6182  
 Website: www.GamecocksOnline.com  
 Mailing Address: Rice Athletics Center  
 1304 Heyward Street  
 Columbia, S.C. 29208



## TENNESSEE

FEB. 14 • 3 P.M.

THOMPSON-BOLING ARENA • KNOXVILLE, Tenn.  
TV • SEC NETWORK



MARCH 4 • 6 P.M.

MARAVICH CENTER • BATON ROUGE  
TV • SEC NETWORK

### GENERAL INFORMATION

Location: Knoxville, Tenn.  
Enrollment: 27,523  
Nickname: Volunteers  
Colors: Orange and White  
Arena: Thompson-Boling Arena  
Athletics Director: Dave Hart

### BASKETBALL INFORMATION

Head Coach: Donnie Tyndall  
Alma Mater: Morehead State, '93  
School Record: First year  
Career Record: 170-101 (8 years)  
Assistant Coaches: Adam Howard, Al Pinkins, Chris Shumate  
2013-14 Record: 24-13  
Conference Record/Finish: 11-7 (4th)  
Starters Returning/Lost: 1/4  
Series Record: Tennessee leads, 62-43

### SPORTS INFORMATION

MBB Contact: Tom Satkowiak  
Office Phone: (865) 974-7501  
Office Fax: (865) 974-1269  
E-Mail: tomsid@tennessee.edu  
Press Row: (865) 544-0789  
Website: www.UTsports.com  
Mailing Address: P.O. Box 15016  
Knoxville, Tenn. 37996

## TEXAS A&M

Jan. 17 • 11 A.M.

MARAVICH CENTER • BATON ROUGE  
TV • ESPN/2



FEB. 17 • 8 P.M.

REED ARENA • COLLEGE STATION, TEXAS  
TV • SEC NETWORK

### GENERAL INFORMATION

Location: College Station, Texas  
Enrollment: 53,219  
Nickname: Aggies  
Colors: Maroon and White  
Arena: Reed Arena  
Athletics Director: Eric Hyman

### BASKETBALL INFORMATION

Head Coach: Billy Kennedy  
Alma Mater: Southeastern Louisiana ('86)  
School Record: 50-49 (3 years)  
Career Record: 261-228 (16 years)  
Assistant Coaches: Kyle Keller, Rick Stansbury, Amir-Abdur-Rahim  
2013-14 Record: 18-16  
Conference Record/Finish: 8-10 (9th)  
Starters Returning/Lost: 4/1  
Series Record: LSU leads, 17-12

### SPORTS INFORMATION

MBB Contact: Adam Quisenberry  
Office Phone: (979) 862-5453/845-6825  
E-Mail: aquisenberry@athletics.tamu.edu  
Press Row: (979) 862-6944  
Website: www.aggieathletics.com  
Mailing Address: Texas A&M Media Relations  
P.O. Box 30017, College Station, Texas 77842-3017

## VANDERBILT

JAN. 24 • 5 P.M.

MEMORIAL GYMNASIUM • NASHVILLE, Tenn.  
TV • ESPN



### GENERAL INFORMATION

Location: Nashville, Tenn.  
Enrollment: 12,836  
Nickname: Commodores  
Colors: Black and Gold  
Arena: Memorial Gymnasium  
Vice-Chancellor (Athletics): David Williams II

### BASKETBALL INFORMATION

Head Coach: Kevin Stallings  
Alma Mater: Purdue ('82)  
School Record: 292-192 (15 years)  
Career Record: 415-255 (21 years)  
Assistant Coaches: Tom Richardson, Adam Cohen, Derrick Jones  
2013-14 Record: 15-16  
Conference Record/Finish: 7-11 (11th)  
Series Record: Vanderbilt leads, 60-50

### SPORTS INFORMATION

MBB Contact: Andy Boggs  
Office Phone: (615) 343-1847/7046  
E-Mail: andy.boggs@vanderbilt.edu  
Press Row: (615) 320-0436  
Website: www.VUCommodores.com  
Mailing Address: 2601 Jess Neely Dr.  
Nashville, Tenn. 37212

## Series Record vs. SEC Opponents

### Alabama

Alabama leads: 103-69  
Last Meeting: LSU 68, Alabama 56 (SECT-Atlanta, 3/14/14)  
at Tuscaloosa: Alabama leads, 67-17  
at Baton Rouge: LSU leads, 47-30  
Neutral Sites: Alabama leads, 6-5

### Arkansas

Arkansas leads: 32-26  
Last Meeting: Arkansas 80, LSU 71 (Fayetteville, 2/15/14)  
at Fayetteville: Arkansas leads, 17-5  
at Baton Rouge: LSU leads, 15-10  
Neutral Sites: LSU leads, 6-5

### Auburn

LSU leads: 83-64  
Last Meeting: LSU 87, Auburn 80 (BR, 2/8/14)  
at Auburn: Auburn leads, 36-33  
at Baton Rouge: LSU leads, 46-23  
at Neutral Sites: Auburn leads, 5-4

### Florida

LSU leads: 60-43  
Last Meeting: Florida 79, LSU 61, (Gainesville, 3/1/14)  
at Gainesville: Florida leads, 27-18  
at Baton Rouge: LSU leads, 34-13  
Neutral Sites: LSU leads, 8-3

### Georgia

LSU leads: 62-44  
Last Meeting: UGA 69, LSU 61 (BR, 3/8/14)  
at Athens: Georgia leads, 26-21  
at Baton Rouge: LSU leads, 33-14  
Neutral Sites: LSU leads, 8-4

### Kentucky

Kentucky leads: 85-26  
Last Meeting: UK 85, LSU 67 (SECT-Atlanta, 3/14/14)  
at Lexington: Kentucky leads, 41-5  
at Baton Rouge: Kentucky leads, 29-17  
Neutral Sites: Kentucky leads, 15-4

### Ole Miss

LSU leads: 117-87  
Last Meeting: Miss 88, LSU 74 (OT) (Oxford, 1/15/14)  
at Oxford: Ole Miss leads, 54-36  
at Baton Rouge: LSU leads, 75-30  
Neutral Sites: LSU leads, 6-3

### Mississippi State

LSU leads: 108-96  
Last Meeting: LSU 92, MSU 81 (BR, 2/19/14)  
At Starkville: Miss. St. leads, 57-38  
at Baton Rouge: LSU leads, 67-35  
Neutral Sites: Miss. State leads, 4-3

### Missouri

LSU leads: 3-1  
Last meeting: LSU 77, Mizzou 71 (BR, 1/21/14)  
at Columbia: Missouri leads, 1-0  
at Baton Rouge: LSU leads, 2-0  
Neutral Sites: LSU leads, 1-0

### South Carolina

LSU leads: 15-14  
Last meeting: LSU 71, USC 68 (Columbia, 1/11/14)  
at Columbia: LSU leads, 8-6  
at Baton Rouge: LSU leads, 6-5  
Neutral Sites: Carolina leads, 4-0

### Tennessee

Tennessee leads: 62-43  
Last meeting: UT 68, LSU 50 (BR, 1/7/14)  
at Knoxville: Tennessee leads, 31-15  
at Baton Rouge: LSU leads, 25-24  
Neutral Sites: Tennessee leads, 7-3

### Texas A&M

LSU leads: 17-12  
Last meeting: LSU 68, A&M 49 (BR, 2/26/14)  
at College Station: Texas A&M leads, 7-2  
at Baton Rouge: LSU leads, 12-1  
Neutral Sites: Texas A&M leads, 4-3

### Vanderbilt

Vanderbilt leads: 60-50  
Last meeting: LSU 57, Vandy 51 (Nashville, 3/6/14)  
at Nashville: Vanderbilt leads, 36-15  
at Baton Rouge: LSU leads, 30-19  
Neutral Sites: Tied 5-5

**NCAA TOURNAMENT****Selection Sunday****March 15, 2015****First Four****March 17 and 18, 2015****UD Arena  
Dayton, Ohio**

Host: University of Dayton

**SECOND AND THIRD ROUNDS****March 19 and 21, 2015****Jacksonville Veterans Memorial Arena  
Jacksonville, Florida**

Host: Jacksonville University

**KFC Yum! Center  
Louisville, Kentucky**

Host: University of Louisville

**Consol Energy Center  
Pittsburgh, Pennsylvania**

Host: Duquesne University

**Moda Center  
Portland, Oregon**

Host: University of Oregon

**March 20 and 22, 2015****Time Warner Cable Arena  
Charlotte, N.C.**

Host: UNC Charlotte

**Nationwide Arena  
Columbus, Ohio**

Host: Ohio State University

**Century Link Center  
Omaha, Nebraska**

Host: Creighton University

**Key Arena  
Seattle, Washington**

Host: University of Washington

**REGIONAL SITES****March 26 and 28, 2015****MIDWEST REGIONAL****Quicken Loans Arena  
Cleveland, Ohio**

Host: Mid-American Conference

**WEST REGIONAL****Staples Center**

Los Angeles, California

Host: Pepperdine University

**March 27 and 29, 2015****EAST REGIONAL****Carrier Dome  
Syracuse, New York**

Host: Syracuse University

**SOUTH REGIONAL****NRG Stadium  
Houston, Texas**

Hosts: Rice University, University of Houston

**NCAA Final Four****April 4 and 6, 2015****Lucas Oil Stadium  
Indianapolis, Indiana**

Hosts: Butler University, IUPUI, Horizon League

**National Invitation****Tournament****First Round - Campus Sites**

March 17-18

**Second Round - Campus Sites**

March 19-23

**Third Round - Campus Sites**

March 24-25

**Semifinals - Madison Square Garden**

New York, N. Y.

March 31

**Finals - Madison Square Garden**

New York, N. Y.

April 2

**Travel/Road Hotels**

The following information regarding LSU road locations is based on plans made prior to the season and at book press time. Travel plans are subject to change. As a rule, all practices are closed on the road. Players are not available on the road for pregame interviews and Coach Jones will normally not conduct interviews on game day until after the game. LSU Senior Associate SID Kent Lowe will be traveling with the team.

**Paradise Jam****Nov. 21-24, 2014 - St Thomas, USVI**

Team will fly from New Orleans to the USVI on Nov. 19 via American Airlines. Team headquarters will be the Marriott Frenchman's Reef, 5 Estate Bakkeroe, St. Thomas 340-776-8500. Team will return to Baton Rouge via American Airlines on Nov. 25.

**West Virginia****Dec. 4, 2014 - Morgantown, W. Va.**

LSU will charter to Morgantown, West Virginia, on Dec. 3. Team headquarters will be the Waterfront Place Hotel, 2 Waterfront Pl, Morgantown. (304) 296-1700. Team will return to Baton Rouge following the game on Dec. 4.

**UAB****Dec. 18, 2014 - Birmingham, Ala.**

LSU will charter to Birmingham on Dec. 17. Team headquarters will be the Birmingham Westin, 2221 Richard Arrington Jr Blvd N, Birmingham. (205) 307-3600. Team will return to Baton Rouge following the game on Dec. 18.

**Missouri****Jan. 8, 2015 - Columbia, Missouri**

LSU will charter to Columbia on Jan. 7. Headquarters will be at the Holiday Inn Executive Center, 2200 I-70 Drive, S. W., Columbia. (573) 445-8531. Team will return to Baton Rouge following the game on Jan. 8.

**Ole Miss****Jan. 14, 2015 - Oxford, Miss.**

Team will charter to Oxford on Jan. 13 ... Headquarters will be at the Inn at Ole Miss, 120 Alumni Drive, University, Mississippi. (662) 234-2331 ... Team will depart via charter plane to Baton Rouge following the game on Jan. 14.

**Florida****January 20, 2015 - Gainesville, Fla.**

LSU will charter to Gainesville on Jan. 19. Headquarters will be at the Hilton University of Gainesville Conference Center, 1714 SW 34th Street, Gainesville. (352) 371-3600 ... Team will depart via charter plane to Baton Rouge following the game on Jan. 20.

**Vanderbilt****Jan. 24, 2015 - Nashville, Tenn.**

LSU will charter to Nashville on Jan. 23. Headquarters will be at the Embassy Suites, 1811 Broadway, Nashville. 615-320-8899 ... Team will depart via charter plane to Baton Rouge following the game on Jan. 24.

**Mississippi State****Jan. 31, 2015 - Starkville, Miss.**

LSU will charter to Starkville on Jan. 30. Headquarters will be at the Comfort Inn Suites, 801 Russell St, Starkville. (662) 324-9595 ... Team will depart to Baton Rouge, following the game on Jan. 31.

**Tennessee****Feb. 14, 2015 - Knoxville, Tenn.**

LSU will charter to Knoxville on Feb. 13. Headquarters will be Crowne Plaza Knoxville, 401 W Summit Hill Dr, Knoxville. (865) 522-2600 ... Team will depart to Baton Rouge following the game on Feb. 14.

**Texas A&M****Feb. 17, 2015 - College Station, Texas**

LSU will charter to College Station on Feb. 16 ... Headquarters will be at the Hilton Inn, 801 University Drive East, College Station. (979) 846-7361 ... Team will depart via charter plane to Baton Rouge following the game on Feb. 17.

**Auburn****Feb. 24, 2015 - Auburn, Ala.**

LSU will charter to Auburn on Feb. 23. Headquarters will be The Hotel at Auburn University, 241 South College Street, Auburn. (334) 821-8200 ... Team will depart via charter plane to Baton Rouge following the game on Feb. 24.

**Arkansas****March 7, 2015 - Fayetteville, Ark.**

LSU will charter to Fayetteville on March 6. Headquarters will be at the Courtyard Fayetteville, 600 East Van Asche Drive, Fayetteville. (479) 935-2376 ... Team will depart via charter plane to Baton Rouge following the game on March 7.

**SEC Tournament****March 11-15 - Nashville, Tennessee.**

LSU arrival depends on first game start time. Headquarters will be at the Omni, 50 Fifth Ave S, Nashville. (615) 782-5300.



The 2015 Southeastern Conference Men's Basketball Tournament returns to Bridgestone Arena in Nashville. It will be the fifth time that the arena has served as the host of the SEC Tournament, having also hosted in 2001, 2006, 2010 and 2013.

Also the home of the NHL's Nashville Predators, Bridgestone Arena has the distinction of being one of the busiest venues in the United States over the past decade and a half, hosting more than 18 million guests during that time. Seating capacity is approximately 19,395 for basketball games.

The winner of the 13-game tournament receives the SEC's automatic bid to the NCAA Tournament. The tournament seeds are determined by the 18-game conference schedule during the regular season. Teams are seeded 1-14 based on their regular season conference finish.

Atlanta served as host of the inaugural SEC Tournament played following the 1932-33 season and did so again after the 1933-34 season. The event was held every year through 1952, with the exception of 1935. After a 26-year layoff (1953-78), the tournament was renewed in 1979. The 2015 tournament will be the 55th in league history and the 35th since the renewal.

The SEC has shown extraordinary balance in the tournament, evidenced by the fact that a different school won the first seven titles after the renewal. The event has helped set the stage for SEC teams in the NCAA Tournament, as 22 of the tournament champions since the tournament resumed in 1979 have advanced to at least the Sweet 16. Three of the last 17 SEC Tournament champions have gone on to win the national championship. Since the renewal in 1979, the SEC Tournament Champion has failed to win at least one NCAA Tournament game only four times.

Kentucky leads the league with 27 SEC Tournament titles. Alabama is second with six, while Tennessee and Florida are tied for third with four. Mississippi State has three championship trophies while Georgia, Ole Miss and Vanderbilt have two. Arkansas, Auburn, LSU and former league member Georgia Tech have each won one SEC Tournament championship.

### Future SEC Tournament Sites

**NASHVILLE – 2016, 2017, 2019, 2020, 2021, 2023, 2024, 2025**  
(Bridgestone Arena)

**ST. LOUIS – 2018**  
(Scottrade Arena)

**TAMPA – 2022**  
(Amalie Arena)

## 2015 SEC Tournament

March 11-15 • Bridgestone Arena • Nashville, Tennessee

### First Round - March 11 (Wednesday)

Game 1 Seed #12 vs. Seed #13 (SEC Network) 6 p.m. CT  
Game 2 Seed #11 vs. Seed #14 (SEC Network), 25 minutes after

### Second Round - March 12 (Thursday)

Game 3 Seed #8 vs. Seed #9 (SEC Network) Noon CT  
Game 4 Seed #5 vs. Winner of Game 1 (SEC Network) 25 minutes after  
Game 5 Seed #7 vs. Seed #10 (SEC Network) 6 p.m. CT  
Game 6 Seed #6 vs. Winner of Game 2 (SEC Network) 25 minutes after

### Quarterfinals - March 13 (Friday)

Game 7 Game 3 Winner vs. Seed #1 (SEC Network) Noon CT  
Game 8 Game 4 Winner vs. Seed #4 (SEC Network) 25 minutes after  
Game 9 Game 5 Winner vs. Seed #2 (SEC Network) 6 p.m. CT  
Game 10 Game 6 Winner vs. Seed #3 (SEC Network) 25 minutes after

### Semifinals - March 14 (Saturday)

Game 11 Game 7 Winner vs. Game 8 Winner (ESPN), Noon CT  
Game 12 Game 9 Winner vs. Game 10 Winner (ESPN), 25 minutes after

### Championship - March 16 (Sunday)

Game 13 Gm 11 Winner vs. Gm 12 Winner (ESPN), Noon CT

## SEC Tournament Records

TEAM	YRS	WON	LOST	PCT.	TITLES	LSU VS.
Kentucky	53	121	25	.829	27	2-16
Alabama	55	61	48	.559	6	3-5
Tennessee	53	62	50	.554	4	3-7
Missouri	2	2	2	.500	0	0-0
Florida	49	41	45	.477	4	8-3
Arkansas	23	20	22	.476	1	2-2
<b>LSU</b>	<b>55</b>	<b>46</b>	<b>54</b>	<b>.460</b>	<b>1</b>	<b>---</b>
Georgia	54	41	52	.441	2	6-3
South Carolina	23	18	23	.439	0	0-3
Vanderbilt	53	37	51	.420	2	7-3
Ole Miss	50	30	50	.375	2	5-3
Mississippi St.	54	29	51	.362	3	3-2
Auburn	50	28	50	.359	1	5-3
Texas A&M	2	1	2	.333	0	0-0

### FORMER MEMBERS

Georgia Tech	19	14	18	.438	1	1-0
Tulane	16	12	16	.429	0	2-2
Sewanee	2	0	2	.000	0	1-0

**1933 - Atlanta Athletic Club, Atlanta, Ga.**

First Round - LSU 57, Auburn 33  
 Quarterfinals - LSU 55, Tennessee 43  
 Semifinals - Kentucky 51, LSU 38

**1934 - Atlanta Athletic Club, Atlanta, Ga.**

Quarterfinals - Tennessee 42, LSU 35

**1936 - Alumni Memorial Gym, Knoxville, Tenn.**

Quarterfinals - Alabama 52, LSU 30

**1937 - Alumni Memorial Gym, Knoxville, Tenn.**

Quarterfinals - Kentucky 57, LSU 37

**1938 - Huey Long Field House, Baton Rouge, La.**

Quarterfinals - LSU 60, Auburn 34  
 Semifinals - Ole Miss 68, LSU 40

**1939 - Alumni Memorial Gym, Knoxville, Tenn.**

First Round - LSU 55, Sewanee 35  
 Quarterfinals - LSU 50, Georgia 28  
 Semifinals - Kentucky 53, LSU 34

**1940 - Alumni Memorial Gym, Knoxville, Tenn.**

First Round - LSU 57, Tulane 44  
 Quarterfinals - Alabama 51, LSU 25

**1941 - Jefferson County Armory, Louisville, Ky.**

First Round - Vanderbilt 63, LSU 49

**1942 - Jefferson County Armory, Louisville, Ky.**

Quarterfinals - Alabama 45, LSU 31 (OT)

**1943 - Jefferson County Armory, Louisville, Ky.**

First Round - LSU 67, Auburn 38  
 Quarterfinals - LSU 46, Alabama 41  
 Semifinals - Tennessee 52, LSU 34

**1944 - Jefferson County Armory, Louisville, Ky.**

Semifinals - Kentucky 55, LSU 28

**1945 - Jefferson County Armory, Louisville, Ky.**

Quarterfinals - Kentucky 68, LSU 37

**1946 - Jefferson County Armory, Louisville, Ky.**

First Round - LSU 74, Tulane 29  
 Quarterfinals - LSU 69, Ole Miss 34  
 Semifinals - LSU 60, Georgia 41  
 Finals - Kentucky 59, LSU 36

**1947 - Jefferson County Armory, Louisville, Ky.**

First Round - LSU 61, Ole Miss 36  
 Quarterfinals - LSU 60, Florida 45  
 Semifinals - Tulane 63, LSU 50

**1948 - Jefferson County Armory, Louisville, Ky.**

Quarterfinals - Kentucky 63, LSU 47

**1949 - Jefferson County Armory, Louisville, Ky.**

First Round - LSU 55, Georgia Tech 53  
 Quarterfinals - LSU 60, Vanderbilt 56  
 Semifinals - Tulane 72, LSU 63

**1950 - Jefferson County Armory, Louisville, Ky.**

First Round - LSU 66, Florida 57  
 Quarterfinals - LSU 73, Auburn 45  
 Semifinals - Tennessee 81, LSU 79 (OT)

**1951 - Jefferson County Armory, Louisville, Ky.**

Quarterfinals - LSU 62, Ole Miss 57  
 Semifinals - Vanderbilt 75, LSU 63

**1952 - Jefferson County Armory, Louisville, Ky.**

First Round - LSU 77, Mississippi State 44  
 Quarterfinals - LSU 75, Ole Miss 60  
 Semifinals - LSU 77, Florida 69  
 Finals - Kentucky 44, LSU 43

**1979 - Birmingham Coliseum, Birmingham, Ala.**

Semifinals - (6) Kentucky 80, (1) LSU 67

**1980 - Birmingham Coliseum, Birmingham, Ala.**

Quarterfinals - (2) LSU 95, (10) Florida 82  
 Semifinals - (2) LSU 73, (3) Alabama 66  
 Finals - (2) LSU 80, (1) Kentucky 78

**1981 - Birmingham Coliseum, Birmingham, Ala.**

Quarterfinals - (1) LSU 85, (8) Florida 73  
 Semifinals - (5) Georgia 68, (1) LSU 60

**1982 - Rupp Arena, Lexington, Ky.**

Quarterfinals - (4) Ole Miss 59, (5) LSU 52

**1983 - Birmingham Coliseum, Birmingham, Ala.**

Quarterfinals - (7) Tennessee 74, (2) LSU 71

**1984 - Memorial Gymnasium, Nashville, Tenn.**

Quarterfinals - (5) Alabama 72, (4) LSU 70 (OT)

**1985 - Birmingham Coliseum, Birmingham, Ala.**

Quarterfinals - (8) Auburn 58, (1) LSU 55

**1986 - Rupp Arena, Lexington, Ky.**

Quarterfinals - (5) LSU 72, (4) Florida 66  
 Semifinals - (1) Kentucky 61, (5) LSU 58

**1987 - The Omni, Atlanta, Ga.**

First Round - (7) LSU 68, (10) Mississippi St. 54  
 Quarterfinals - (7) LSU 72, (2) Florida 66  
 Semifinals - (7) LSU 89, (3) Georgia 88 (2OT)  
 Finals - (1) Alabama 69, (7) LSU 62

**1988 - Maravich Center, Baton Rouge, La.**

Quarterfinals - (4) LSU 87, (5) Vanderbilt 80  
 Semifinals - (1) Kentucky 86, (4) LSU 80

**1989 - Thompson-Boling Arena, Knoxville, Tenn.**

Quarterfinals - (5) Tennessee 95, (4) LSU 77

**1990 - Orlando Arena, Orlando, Fla.**

Quarterfinals - (6) Auburn 78, (3) LSU 76

**1991 - Memorial Gym, Nashville, Tenn.**

Quarterfinals - (7) Auburn 92, (2) LSU 77

**1992 - BJCC, Birmingham, Ala.**

Quarterfinals - (W2) LSU 99, (E3) Tennessee 89  
 Semifinals - (E1) Kentucky 80, (W2) LSU 74

**1993 - Rupp Arena, Lexington, Ky.**

Quarterfinals - (W2) LSU 89, (W5) Ole Miss 70  
 Semifinals - (W2) LSU 72, (E1) Vanderbilt 62  
 Finals - (E2) Kentucky 82, (W2) LSU 65

**1994 - The Pyramid, Memphis, Tenn.**

First Round - (E4) Georgia 83, (W5) LSU 70

**1995 - Georgia Dome, Atlanta, Ga.**

First Round - (E4) Vanderbilt 85, (W5) LSU 61

**1996 - Louisiana Superdome, New Orleans, La.**

First Round - (E3) South Carolina 85, (W6) LSU 76

**1997 - The Pyramid, Memphis, Tenn.**

First Round - (E3) Georgia 75, (W6) LSU 54

**1998 - Georgia Dome, Atlanta, Ga.**

First Round - (E3) Tennessee 73, (W6) LSU 62

**1999 - Georgia Dome, Atlanta, Ga.**

First Round - (E3) Florida 97, (W6) LSU 75

**2000 - Georgia Dome, Atlanta, Ga.**

Quarterfinals - (W1) LSU 71, (E4) Vanderbilt 60  
 Semifinals - (W2) Arkansas 69, (W1) LSU 67

**2001 - Gaylord Center, Nashville, Tenn.**

First Round - (W6) LSU 63, (E3) Georgia 62  
 Quarterfinals - (W2) Arkansas 77, (W6) LSU 72

**2002 - Georgia Dome, Atlanta, Ga.**

First Round - (W4) LSU 69, (E5) Vanderbilt 62  
 Quarterfinals - (W4) LSU 78, (E3) Georgia 76  
 Semifinals - (W2) Mississippi St. 57, (W4) LSU 51

**2003 - Louisiana Superdome, New Orleans, La.**

First Round - (W3) LSU 85, (W6) Arkansas 56  
 Quarterfinals - (W3) LSU 65, (E2) Florida 61  
 Semifinals - (W1) Mississippi St. 76, (W3) LSU 61

**2004 - Georgia Dome, Atlanta, Ga.**

Quarterfinals - (E3) S. Carolina 85, (W2) LSU 64

**2005 - Georgia Dome, Atlanta, Ga.**

Quarterfinals - (W2) LSU 89, (W6) Auburn 58  
 Semifinals - (E1) Kentucky 79, (W2) LSU 78 (ot)

**2006 - Gaylord Center, Nashville, Tenn.**

Quarterfinals - (W1) LSU 92, (E4) Vanderbilt 73  
 Semifinals - (E2) Florida 81, (W1) LSU 65

**2007 - Georgia Dome, Atlanta, Ga.**

First Round - (W6) LSU 76, (E3) Tenn. 67 (ot)  
 Quarterfinals - (W2) Ole Miss 80, (W6) LSU 60

**2008 - Georgia Dome, Atlanta, Ga.**

First Round - (E5) South Carolina 77, (W4) LSU 73

**2009 - St. Pete Times Forum, Tampa, Fla.**

Quarterfinals - (W1) LSU 67, (E4) Kentucky 58  
 Semifinals - (W3) Mississippi St. 67, (W1) LSU 57

**2010 - Bridgestone Arena, Nashville, Tenn.**

First Round - (E3) Tennessee 59, (W6) LSU 49

**2011 - Georgia Dome, Atlanta, Ga.**

First Round - (E3) Vanderbilt 62, (W6) LSU 50

**2012 - New Orleans Arena, New Orleans, La.**

First Round - (8) LSU 70, (9) Arkansas 54  
 Quarterfinals - (1) Kentucky 60, (8) LSU 51

**2013 - Bridgestone Arena, Nashville, Tenn.**

Second Round - (9) LSU 68, (8) Georgia 63  
 Quarterfinals - (1) Florida 80, (9) LSU 58

**2014 - Georgia Dome, Atlanta, Ga.**

Second Round - (7) LSU 68, (10) Alabama 56  
 Quarterfinals - (2) Kentucky 85, (7) LSU 67



**STANLEY ROBERTS**  
Field goal percentage co-leader



**DARREL MITCHELL**  
Career three-point field goal leader (258)



**EDDIE PALUBINKAS**  
15-15 from free throw line  
(single-game best)

## Individual Records

### POINTS

Game:	69	by Pete Maravich vs. Alabama, 02/07/70
Season:	1,381	by Pete Maravich, 1969-70
Freshman:	965	by Chris Jackson, 1988-89
Sophomore:	1,138	by Pete Maravich, 1967-68
Junior:	1,148	by Pete Maravich, 1968-69
Senior:	1,381	by Pete Maravich, 1969-70
Career:	3,667	by Pete Maravich, 1967-70

### SCORING AVERAGE

Season:	44.5	by Pete Maravich, 1969-70
Career:	44.2	by Pete Maravich, 1967-70

### FIELD GOALS MADE

Game:	26	by Pete Maravich vs. Vanderbilt, 12/11/69 & vs. Alabama, 02/07/70
Season:	522	by Pete Maravich, 1969-70
Career:	1,387	by Pete Maravich, 1967-70

### FIELD GOALS ATTEMPTED

Game:	57	by Pete Maravich vs. Vanderbilt, 01/29/69 & vs. Alabama, 02/07/70
Season:	1,168	by Pete Maravich, 1969-70
Career:	3,166	by Pete Maravich, 1967-70

### FIELD GOAL PERCENTAGE

Game (Min. 10 Att.):	1.000	by Stanley Roberts, 10-10, vs. Loyola Marymount, 02/03/90
	1.000	by Durand Macklin, 12-12, vs. Mississippi State, 01/05/80
	1.000	by Bill Wilson, 10-10 vs. Georgia, 1964
Season (Min. 100 Att.):	.675	by Dave Ramsden, 112-166, 1968-69
Career (Min. 250 Att.):	.643	by Dave Ramsden, 164-255, 1966-69

### THREE-POINT FIELD GOALS MADE

Game:	10	by Chris Jackson vs. Tennessee, 02/10/90
Season:	95	by Anthony Wilson, 1988-89
Career:	258	by Darrel Mitchell, 2003-06

### THREE-POINT FIELD GOALS ATTEMPTED

Game:	20	by Chris Jackson vs. Ole Miss, 03/04/89 & vs. Tennessee, 02/10/90
Season:	246	by Chris Jackson, 1988-89
Career:	680	by Andre Stringer, 2010-14

### THREE-POINT FIELD GOAL PERCENTAGE

Game (Min. 5 Made):	1.000	by Antonio Hudson, 6-6, vs. Louisiana-Lafayette, 11/21/04
	1.000	by Collis Temple, 5-5, vs. Nicholls State, 12/22/00
	1.000	by Torris Bright, 5-5, at Arizona, 12/20/00
	1.000	by Darrel Mitchell, 5-5, vs. Auburn, 02/26/03
Season (Min. 50 Att.):	.509	by Jamie Brandon, 27-53, 1992-93
Career (Min. 75 Att.):	.489	by Justin Anderson, 45-92, 1991-92
Career (Min. 100 Att.):	.438	by Jamie Brandon, 46-105, 1991-93

### FREE THROWS MADE

Game:	30	by Pete Maravich, vs. Oregon State, 12/22/69
Season:	337	by Pete Maravich, 1969-70
Career:	893	by Pete Maravich, 1967-70

### FREE THROWS ATTEMPTED

Game:	31	by Pete Maravich, vs. Oregon State, 12/22/69
Season:	337	by Pete Maravich, 1969-70
Career:	1,152	by Pete Maravich, 1967-70

### CONSECUTIVE FREE THROWS MADE

Game:	21	by Pete Maravich, vs. Oregon State, 12/22/69
Season:	35	by Chris Jackson, 1989-90
Two Seasons:	31	by Eddie Palubinkas, 1973-74

### FREE THROW PERCENTAGE

Game (Min. 15 Att.):	1.000	by Eddie Palubinkas, 15-15, vs. Mississippi State, 03/01/73
Season (Min. 50 Att.):	.9095	by Chris Jackson, 191-210, 1989-90
Career (Min. 200 Att.):	.875	by Eddie Palubinkas, 259-295, 1972-74

**REBOUNDS**

Game:	32	by Durand Macklin, vs. Tulane, 11/26/76
Season:	474	by Al Sanders, 1969-70
Career:	1,276	by Durand Macklin, 1976-81

**REBOUND AVERAGE**

Season:	17.3	by Bob Pettit, 1953-54
Career:	14.8	by Bob Pettit, 1951-54

**FOULS**

Season:	125	by Al Sanders, 1969-70
Career:	407	by Greg Cook, 1976-77; 1978-81

**ASSISTS**

Game:	19	by Kenny Higgs, vs. Georgia, 01/17/77
Season:	239	by Kenny Higgs, 1976-77
Career:	645	by Kenny Higgs, 1974-78

**ASSIST AVERAGE**

Season:	8.9	by Kenny Higgs, 1976-77
Career:	6.1	by Kenny Higgs, 1974-78

**GAMES**

Season:	39	by Bernard Woodside, 1986-87
Career:	137	by Tasmin Mitchell, 2005-10

**GAMES STARTED**

Season:	38	by Anthony Wilson, 1986-87 & Derrick Taylor, Don Redden, 1985-86
Career:	136	by Tasmin Mitchell, 2005-10

**STEALS**

Game:	10	by Shawn Griggs vs. Tennessee, 02/23/91
Season:	93	by Darryl Joe, 1986-87
Career:	310	by Clarence Ceasar, 1991-95

**STEAL AVERAGE**

Season:	3.0	by Clarence Ceasar, 1993-94; 1994-95
Career:	2.8	by Clarence Ceasar, 1992-95

**BLOCKED SHOTS**

Game:	12	by Shaquille O'Neal, vs. Loyola Marymount, 02/03/90
Season:	157	by Shaquille O'Neal, 1991-92
Career:	412	by Shaquille O'Neal, 1989-92

**BLOCK AVERAGE**

Season:	5.2	by Shaquille O'Neal, 1991-92
Career:	4.6	by Shaquille O'Neal, 1989-92

**MINUTES PLAYED**

Season:	1,342	by Derrick Taylor, 1985-86
Career:	4,692	by Tasmin Mitchell, 2005-10

**Team Records****POINTS**

Game:	159	vs. Northern Arizona, 12/28/91 (LSU, 159-86)
Home Court:	159	vs. Northern Arizona, 12/28/91 (LSU, 159-86)
Road/Neutral:	124	vs. Texas, 01/02/90 (LSU 124-113)
1st half:	80	vs. Northern Arizona, 12/28/91 (LSU, 159-86)
2nd half:	79	vs. Northern Arizona, 12/28/91 (LSU, 159-86)
In a loss:	112	vs. Ole Miss, 03/04/89 (Ole Miss, 113-112-OT)
By Opponent:	141	by Loyola Marymount, 02/03/90 (LSU 148-141-OT)
Two Teams:	289	LSU (148), Loyola Marymount (141), 02/03/90
Season:	2,985	in 1969-70 (32 games)
Average:	93.3	in 1969-70 (2,985 in 32 games)
By Opponent:	2,861	in 1988-89 (32 games)

**FIELD GOALS MADE**

Game	61	vs. Loyola Marymount, 02/03/90
Two Teams:	113	LSU (61) vs. Loyola Marymount (52), 02/03/90
Season:	1,170	in 1985-86

**TASMIN MITCHELL**

Most career games started (136)  
Most career minutes (4,692)

**DERRICK TAYLOR**

Most minutes played in a season (1,342)

**CLARENCE CAESAR**

Career leader in steals (310)


**RANDY LIVINGSTON**

Had 18 of LSU's school record  
38 assists against George Mason in 1994.


**SHAQUILLE O'NEAL**

Had a triple-double with 10 of LSU's  
16 blocks against Texas in 1990.

**FIELD GOALS ATTEMPTED**

Game:	114	vs. Louisiana College, 12/07/53
Season:	2,403	in 1969-70

**FIELD GOAL PERCENTAGE**

Game:	.714	vs. Clemson, 12/20/69 (50 of 70)
Season:	.520	in 1978-79 (964 of 1,854)

**THREE-POINT FIELD GOALS MADE**

Game:	17	at Tennessee, 03/01/03
Season:	234	in 2012-13

**THREE-POINT FIELD GOALS ATTEMPTED**

Game:	40	vs. South Carolina, 02/10/96
Season:	675	in 2013-14

**THREE-POINT FIELD GOAL PERCENTAGE**

Game:	1.000	vs. Arkansas State, 12/04/86 (3-3)
Season:	.401	in 1986-87 season (181-451)

**FREE THROWS MADE**

Game:	41	vs. Tulane, 12-22-79
Season:	667	in 1969-70

**FREE THROWS ATTEMPTED**

Game:	55	vs. Tulane, 12-22-79
Season:	944	in 1980-81

**FREE THROW PERCENTAGE**

Game:	1.000	vs. Tennessee, 03/11/83 (11-11)
	1.000	at Vanderbilt, 02/08/12 (10-10)
Season:	.770	in 1988-89 (557-723)

**REBOUNDS**

Game:	80	vs. Montana State, 12/27/76
Season:	1,691	in 1969-70 (32 games)
Average:	52.8	in 1969-70 (1,691 in 32 games)

**FOULS**

Season:	747	in 1986-87
Fouled Out:	37	in 1952-53, 1973-74

**ASSISTS**

Game:	38	vs. George Mason, 12/03/94
Season:	616	in 1974-75
Average:	23.7	in 1974-75 (616 in 26 games)

**BLOCKED SHOTS**

Game:	16	vs. Texas, 01/02/90; vs. Alcorn State, 11/20/08
Season:	261	in 2013-14
Average:	7.0	in 1989-90 (225 in 32 games)

**STEALS**

Game:	23	vs. Tennessee, 02/23/91
Season:	352	in 1986-87
Average	10.5	in 1990-91 (316 in 30 games)

**GAMES**

Season:	39	in 1986-87
Most Wins:	31	in 1980-81
Most Losses:	23	in 1966-67
Win Streak:	26	in 1980-81

**ATTENDANCE**

Game (Paid):	68,112	vs. Notre Dame, 01/20/90 (Louisiana Superdome)
Game (Turnstile):	54,321	vs. Georgetown, 01/28/89 (Louisiana Superdome)
Game (PMAC):	15,694	vs. Ole Miss, 02/25/81
Game (Post 2006 PMAC Renovation)	13,839	vs. Xavier, 01/24/09
Season (Home):	314,369	in 1989-90 (19 games, one at Louisiana Superdome)
Season (PMAC):	246,257	in 1989-90 (18 games)
Season (PMAC) (Post 2006):	217,834	in 2008-09 (21 games)
Season Average	13,708	in 1980-81 (15 games)
Season Average (Post 2006)	10,373	in 2008-09 (21 games)

# Miscellaneous Records

## LONGEST OVERALL WINNING STREAK

- 26 - Nov. 30, 1980 to Feb. 28, 1981
- 19 - Dec. 29, 1952 to March 14, 1953
- 18 - Feb. 14, 1920 to Feb. 11, 1921
- 17 - Feb. 1917 to Feb. 6, 1918
- 15 - Feb. 1921 to March 16, 1922

## LONGEST SEC WINNING STREAK

- 32 - Feb. 4, 1952 to March 6, 1954
- 23 - Jan. 1, 1934 to Dec. 23, 1935
- 17 - Jan. 3, 1981 to Feb. 25, 1981
- 13 - Jan. 14, 2009 to Feb. 28, 2009
- 13 - Feb. 16, 2005 to Feb. 1, 2006
- 12 - Feb. 9, 1945 to Jan. 11, 1947

## SEC HOME WINNING STREAK

- 26 - Feb. 13, 1933 to Jan. 31, 1936
- 20 - Jan. 14, 1952 to Feb. 22, 1954
- 19 - March 3, 2004 to Jan. 17, 2007
- 15 - Jan. 3, 1981 to Feb. 10, 1982
- 12 - Jan. 14, 1984 to Jan. 26, 1985

## SEC ROAD WINNING STREAK

- 14 - Feb. 4, 1952 to March 6, 1954
- 14 - Jan. 19, 1980 to Feb. 21, 1981
- 10 - Feb. 19, 1942 to Feb. 20, 1943
- 6 - Jan. 17, 2009 to Feb. 28, 2009
- 6 - Feb. 16, 2005 to Jan. 28, 2006
- 6 - Jan. 11, 1946 to Jan. 11, 1947

## CONSECUTIVE WINNING SEASONS

- 11 - 1982-83 - 1992-93
- 9 - 1913-14 - 1921-22
- 6 - 2001-02 to 2006-07
- 5 - 1976-77 - 1980-81
- 4 - 1931-32 - 1934-35

## CONSECUTIVE NON-LOSING SEASONS

- 17 - 1976-77 - 1992-93
- 12 - 1931-32 - 1942-43
- 10 - 1913-14 - 1922-23

## 30-WIN SEASONS

- 1980-81

## 25-WIN SEASONS

- 1979-80, 1980-81, 1985-86, 1999-2000, 2005-06, 2008-09

## 20-WIN SEASONS

- 20 - last in 2013-14

## RECORD IN SEASON OPENERS

- Overall - 86-20 (.811)  
 SEC Openers - 44-37 (.543)

## MOST VICTORIES - TWO YEAR PERIOD

- 57 - 1980-1981
- 50 - 1986-1987
- 49 - 1979-1980
- 47 - 2005-2006
- 45 - 1985-1986

## MOST VICTORIES - THREE YEAR PERIOD

- 80 - 1979-1981
- 71 - 1980-1982
- 69 - 1985-1987
- 68 - 1986-1988
- 67 - 1978-1980

## MOST VICTORIES - FOUR YEAR PERIOD

- 98 - 1978-1981
- 94 - 1979-1982
- 90 - 1980-1983
- 87 - 1984-1987
- 86 - three times

## MOST LSU POINTS FIRST HALF


- 80 vs. Northern Arizona 12/28/91
- 72 vs. Loyola-Marymount 02/03/90
- 70 vs. George Mason 12/03/94
- 69 vs. Tennessee 01/09/78
- 65 vs. Vanderbilt 02/18/79
- 65 vs. Tennessee-Martin 12/20/88
- 63 vs. Texas 01/02/90
- 61 vs. Nicholls State 12/30/91
- 61 vs. Illinois-Chicago 12/30/87
- 61 vs. Cleveland State 12/18/82

## MOST LSU POINTS SECOND HALF

- 79 vs. Northern Arizona 12/29/91
- 70 vs. Tulane 10/04/78
- 68 vs. Tulane 12/06/80
- 65 vs. Loyola-Marymount 12/20/90
- 65 vs. Nicholls State 12/29/90
- 65 vs. Georgia State 12/28/94
- 64 vs. Troy 12/06/94
- 63 vs. Tennessee-Martin 12/20/88
- 62 vs. Arkansas State 12/18/90
- 62 vs. Nicholls State 12/30/91

## MOST OPPONENT POINTS FIRST HALF

- 86 by Kentucky 01/16/96
- 63 by Kentucky 03/04/95
- 61 by Illinois 12/22/88



Ronnie Henderson

## MOST OPPONENT POINTS SECOND HALF

- 76 by Loyola-Marymount 02/03/90
- 67 by Kentucky 02/15/94
- 67 by Vanderbilt 02/06/88
- 66 by Illinois 12/22/88
- 64 by Kentucky 03/04/95
- 64 by Texas 02/02/90
- 64 by Florida 12/10/88
- 63 by Southern 11/29/95
- 63 by Vanderbilt 02/18/90
- 62 by Mississippi State 02/04/89

## FEWEST LSU POINTS FIRST HALF

- 10 vs. Ole Miss 03/03/04
- 13 vs. Ole Miss 02/28/96
- 14 vs. Kentucky 02/06/10
- 14 vs. Wisconsin 03/23/00
- 15 vs. Mississippi State 01/30/10
- 15 vs. Ole Miss 02/07/01
- 15 vs. Mississippi State 01/17/04
- 15 vs. Mississippi State 02/11/98
- 16 vs. Tennessee 02/04/10
- 16 vs. Kentucky 01/31/85
- 16 vs. Kentucky 01/05/83



## PMAC Miscellaneous Numbers

- First Game: Vanderbilt 80, LSU 73 (Jan. 3, 1972)
- First Win: LSU 90, Georgetown 71 (Jan. 6, 1972)
- 10th Win: LSU 67, Florida 54 (Jan. 22, 1973)
- 50th Win: LSU 77, Auburn 73 (Jan. 29, 1977)
- 100th Win: LSU 92, Florida 75 (Jan. 31, 1981)
- 150th Win: LSU 67, Kentucky 61 (March 2, 1985)
- 200th Win: LSU 111, Tennessee 94 (Jan. 8, 1990)
- 250th Win: LSU 76, Alabama 68 (Feb. 23, 1993)
- 300th Win: LSU 72, Jackson State 53 (Dec. 12, 1998)
- 350th Win: LSU 75, Prairie View A&M 49 (Dec. 17, 2002)
- 400th Win: LSU 55, Ole Miss 52 (March 4, 2006)
- 450th Win: LSU 65, Rice 61 (Dec. 19, 2009)

- Record in Assembly Center: 499-174 (.741)
- SEC Record in Assembly Center: 233-135 (.633)
- Non-Conference Record in Assembly Center: 266-39 (.872)
- Largest Single-Game Crowd: 15,694 vs. Ole Miss, 2-25-81
- Single-Season Attendance: 246,257 (18 games) 1989-90 (13,681 avg.)
- Single-Season Average: 13,708, 1980-81
- Maravich Center Totals: 6,828,572 (673 games)  
 43 seasons (10,146 avg.)



### FEWEST LSU POINTS SECOND HALF

1.	13	vs. Alabama	01/27/10
2.	18	vs. Arizona State	11/27/09
2.	18	vs. Ole Miss	02/07/01
2.	18	vs. Mississippi State	01/30/88
5.	19	vs. Ole Miss	01/22/11
5.	19	vs. Mississippi State	01/16/99
7.	20	vs. Mississippi State	01/09/08
7.	20	vs. Ole Miss	03/04/82
9.	21	vs. Utah	01/03/05
9.	21	vs. UCLA	04/01/06
9.	21	vs. Tennessee	02/09/08

### FEWEST OPPONENT POINTS FIRST HALF

1.	6	by Auburn	01/08/11
2.	9	by North Carolina	12/04/82
3.	12	by Southern	12/27/10
4.	12	by Nicholls State	11/22/02
5.	14	by Alabama	01/20/88
6.	15	by Alabama	02/11/12
6.	15	by Grambling State	12/13/08
8.	16	by UC Irvine	12/15/11
8.	16	by Delaware	12/03/03
8.	16	by Vanderbilt	01/06/88
8.	16	by Mississippi State	02/06/82

### FEWEST OPPONENT POINTS SECOND HALF

1.	10	by Nicholls State	12/30/01
2.	11	by Grambling State	11/20/99
3.	12	by Nicholls State	11/22/03
4.	15	by Centenary	11/24/10
5.	17	by Grambling State	12/29/11
5.	17	by Wright State	12/27/06
5.	17	by Southeastern Louisiana	11/22/99
5.	17	by Mississippi State	02/25/87
9.	18	by South Carolina	01/30/93
10.	19	by Vanderbilt	03/06/14
10.	19	by Western Kentucky	11/18/11
10.	19	by Auburn	02/13/80

### MOST LSU OVERTIME POINTS

1.	33	vs. Ohio State (2 ot, 13-20)	01/15/05
2.	28	vs. Alabama (3 ot, 7-12-6)	02/23/13
3.	26	vs. Georgia (2 ot, 10-16)	03/07/87
4.	25	vs. Mississippi State (2 ot, 10-15)	02/11/09
4.	25	vs. Purdue (2 ot, 4-21)	03/13/86
6.	23	vs. Mississippi State	01/04/90
7.	22	vs. Florida	02/10/79
8.	19	vs. Louisiana Tech	12/06/88
9.	18	vs. McNeese State	12/16/10
9.	18	vs. Mississippi State	01/13/93

### FEWEST LSU OVERTIME POINTS

1.	0	vs. Kentucky	02/24/80
1.	0	vs. Alabama	02/17/84
3.	2	vs. Georgia	02/04/84
4.	4	vs. Alabama	02/05/77
4.	4	vs. UNLV	11/28/81
4.	4	vs. South Carolina	01/16/13
7.	5	vs. Ole Miss	1/15/14
7.	5	vs. Coastal Carolina	12/13/10
9.	6	five times	

### MOST OPPONENT OVERTIME POINTS

1.	25	by Georgia (2 ot, 10-15)	03/07/87
1.	25	by Alabama (3 ot, 7-12-6)	02/23/13
3.	22	by Mississippi State (2 ot, 10-12)	02/11/09
4.	21	by Louisiana Tech	12/06/88
4.	21	by Ohio State (2 ot, 13-8)	11/15/05
6.	19	by Ole Miss	1/15/14
6.	19	by Florida	02/13/01
6.	19	by Arkansas	03/04/92
9.	16	by Alabama	02/10/99
9.	16	by Florida	02/10/79

### FEWEST OPPONENT OVERTIME POINTS

1.	1	by Georgia	02/04/84
2.	2	by Auburn	01/17/12
2.	2	by Alabama	02/17/84
2.	2	by Kentucky	02/24/80
5.	3	by Tennessee	03/08/07
5.	3	by Mississippi State	02/03/02
7.	5	by Arkansas	01/19/05
7.	5	by Tennessee	02/06/84
7.	5	by Ole Miss	01/20/79
10.	6	by West Virginia	11/26/05
10.	6	by McNeese State	12/16/10



## Top LSU Scoring Tandems

	Name	Name	Year	Total
1.	Pete Maravich (44.5)	Danny Hester (16.1)	1970	60.6
2.	Pete Maravich (43.8)	Rich Hickman (13.2)	1967	54.5
3.	Pete Maravich (44.2)	Dave Ramsden (10.3)	1968	54.5
4.	Chris Jackson (30.2)	Ricky Blanton (20.3)	1989	50.5
5.	Bob Pettit (25.5)	Joe Dean (18.3)	1952	43.8
6.	Shaquille O'Neal (27.6)	Vernel Singleton (15.2)	1991	42.8
7.	Chris Jackson (27.8)	Stanley Roberts (14.1)	1990	41.9
8.	Bob Pettit (31.4)	Norman Magee (10.0)	1954	41.4
9.	Glenn Hansen (21.7)	Kenny Higgs (18.1)	1975	39.8
10.	Al Sanders (20.9)	Bill Newton (18.8)	1971	39.7
11.	Roger Sigler (25.1)	Dom Merle (13.6)	1956	38.7
12.	Shaquille O'Neal (24.1)	Vernel Singleton (14.3)	1992	38.4
13.	Bob Pettit (24.7)	Norman Magee (13.2)	1953	37.9
14.	Glenn Hansen (19.4)	Ed Palubinskas (18.4)	1974	37.8
15.	Marcus Thornton (21.1)	Tasmin Mitchell (16.3)	2009	37.4
16.	Bill Newton (18.9)	Al Sanders (18.3)	1972	37.2
17.	DeWayne Scales (19.4)	Al Green (17.7)	1979	37.1
18.	Ronnie Henderson (23.3)	Clarence Caesar (12.6)	1995	38.4
19.	Glen Davis (18.6)	Darrel Mitchell (16.8)	2006	35.4
20.	Marcus Thornton (19.6)	Anthony Randolph (15.6)	2008	35.2

## Fastest LSU Players to 1,000 Career Points

	Name	Class	Yrs.	Game No.
1.	Pete Maravich	So.	1	23
2.	Chris Jackson	So.	2	33
3.	Bob Pettit	So.	2	40
4.	Glenn Hansen	Sr.	2	49
5.	Kenny Higgs	So.	2	50
6.	Ronnie Henderson	So.	2	51
T7.	Shaquille O'Neal	So.	2	52
T7.	Roger Sigler	Sr.	3	52
T7.	Marcus Thornton	Sr.	2	52
T10.	Rudy Macklin	Jr.	3	58
T10.	Dick Maile	Sr.	3	58
12.	Dewayne Scales	Jr.	3	61
13.	Glen Davis	So.	2	62
T14.	Al Sanders	Sr.	3	63
T14.	John Williams	So.	2	63
16.	Bill Newton	Sr.	3	67
17.	Joe Dean	Sr.	3	70
18.	Howard Carter	Jr.	3	74
19.	Ronald Dupree	Jr.	3	77
T20.	Tasmin Mitchell	Jr.	3	79
T20.	Derrick Taylor	Jr.	3	79

**THE LAST TIME ...****Scoring**

Less than 50 points	48 - at Ole Miss (48-72), 02/25/12
90 or more points	92 - vs. Mississippi State (92-81), 2/19/14
100 or more points	102 - vs. Northwestern St. (102-95), 11/20/12

**Opponents Scoring**

Less than 50 points	49 - by Texas A&M (49-68), 2/26/14
90 or more points	92 - by Georgia (91-78), 2/16/14
100 or more points	101 - by Ohio State (101-113), 01/15/05

**Field Goal Percentage**

Shot 29 percent or less	29.4 - vs. Kentucky (20-68), 03/09/12
Shot 50 percent or more	50.0 - vs. Alabama (SECT) (24-59), 3/13/14
Shot 60 percent or more	60.0 - vs. Northwestern St. (24-40), 11/12/10
Shot 70 percent or more	70.3 - vs. Centenary (45-64), 01/15/03

**Opponents Field Goal Percentage**

Shot 29 percent or less	22.6 - by McNeese State (14-62), 12/28/13
Shot 50 percent or more	57.9 - by SMU (33-57), 3/24/14
Shot 60 percent or more	60.0 - by Georgia (27-45), 2/6/14

**3 PT FG Percentage**

Shot less than 10 pct	9.1 - at North Texas (1-11), 12/22/11
Shot 50 percent or more	50.0 - vs. Alabama (SECT) (11-22), 3/13/14
Shot 60 percent or more	62.2 - vs. Marquette (7-11), 12/19/11

**Opponents 3 PT FG Percentage**

Shot less than 10 pct	06.3 - by UAB (1-16), 12/21/13
Shot 50 percent or more	64.3 - by SMU (9-14), 3/24/14
Shot 60 percent or more	64.3 - by SMU (9-14), 3/24/14

**Free Throw Percentage**

Shot less than 50 pct.	33.3 - vs. Alabama (3-9), 3/13/14
Shot 80 percent or more	80.0 - at Florida (8-10), 3/1/14
Shot 100 percent	100.0 - at Vanderbilt (10-10), 02/08/12

**Rebounds**

Had less than 20	19 - vs. Ole Miss, 01/22/11
Had 50 or more	54 - vs. McNeese State, 12/28/13
Had 60 or more	64 - vs. Northwestern State, 11/16/13

**Opponent Rebounds**

Had Less than 20	17 - by Nicholls State, 12/17/08
Had 50 or more	53 - by Florida, 01/12/13

**Assists**

Had less than 5	4 - vs. Alabama, 01/27/10
Had 15 or more	15 - at SMU, 3/24/14
Had 20 or more	22 - vs. Arkansas, 2/1/14
Had 25 or more	26 - vs. Troy, 11/30/08

**Opponent Assists**

Had less than 5	4 - by Bethune-Cookman, 01/05/13
Had 15 or more	22 - by SMU, 3/24/14
Had 20 or more	22 - by SMU, 3/24/14
Had 25 or more	28 - by Fresno State, 11/26/99

**Blocks**

Had 0	0 - at Alabama, 02/09/13
Had 10 or more	11 - vs. Kentucky, 1/28/14
Had 15 or more	16 - vs. Alcorn State, 11/20/08

**Opponent Blocks**

Had 0	0 - by Marquette, 12/22/12
Had 10 or more	11 - by Kentucky (SECT), 3/14/14

**Steals**

Had 0	0 - vs. Georgia Tech, 03/17/90
Had 10 or more	11 - vs. Kentucky, 1/28/14
Had 15 or more	19 - vs. Rhode Island, 1/4/14

**Opponent Steals**

Had 0	0 - by Washington State, 12/27/08
Had 10 or more	11 - by Texas A&M, 2/26/14
Had 15 or more	16 - by Rutgers, 12/03/11

**Career Double Doubles**

Shaquille O'Neal - 66
Durand "Rudy" Macklin - 50
Glen Davis - 45
Leonard Mitchell - 33
Tasmin Mitchell - 27
Johnny O'Bryant III - 25
Brandon Bass - 19
Pete Maravich - 17

**Active Double Double List**

Jordan Mickey - 9
Jarell Martin - 1

**LSU Career Triple Doubles****SHAQUILLE O'NEAL - 6**

LSU vs. BYU	
March 19, 1992	26 points, 13 rebounds, 11 blocks
LSU vs. Auburn	
Feb. 22, 1992	30 points, 20 rebounds, 11 blocks
LSU at South Carolina	
Feb. 19, 1992	19 points, 14 rebounds, 11 blocks
LSU vs. Florida	
Jan. 26, 1991	31 points, 21 rebounds, 10 blocks
LSU vs. Loyola Marymount	
Feb. 3, 1990	20 points, 24, rebounds, 12 blocks
LSU vs. Texas	
Jan. 2, 1990	16 points, 19 rebounds, 10 blocks

**PETE MARAVICH - 1**

LSU vs. Mississippi State	
Feb. 3, 1969	33 points, 11 rebounds, 10 assists

**Johnny Jones Head Coaching Tenure At LSU Superlatives****Points Scored**

- 30 - Johnny O'Bryant III at South Carolina (2/14/13)
- 29 - Johnny O'Bryant III vs. Kentucky (1/28/14)
- 26 - Charles Carmouche, vs. Arkansas (2/27/13)
- 25 - Shavon Coleman, vs. McNeese State (11/13/12)
- 25 - Johnny O'Bryant III, at Vanderbilt (3/6/14)
- 25 - Jordan Mickey, vs. ULM (12/14/13)
- 25 - Johnny O'Bryant III, at UMass (11/12/13)
- 24 - Shavon Coleman, vs. Georgia (3/14/13)
- 24 - Johnny O'Bryant III, vs. Alabama (2/23/13)
- 24 - Johnny O'Bryant III, at Tennessee (2/19/13)

**Field Goals Made**

- 13 - Johnny O'Bryant III, at South Carolina (2/14/13)
- 12 - Johnny O'Bryant III, vs. Kentucky (1/28/14)
- 11 - Johnny O'Bryant III, at Vanderbilt (3/6/14)
- 11 - Johnny O'Bryant III, vs. Arkansas (2/1/14)
- 10 - Shavon Coleman, vs. Georgia (3/14/13)
- 10 - Jordan Mickey, vs. Rhode Island (1/4/14)
- 10 - Johnny O'Bryant III, at UMass (11/12/13)
- 8 - 12 times

**Field Goal Attempts**

- 25 - Johnny O'Bryant III, at Kentucky (2/22/14)
- 22 - Johnny O'Bryant III, at Kentucky (1/26/13)
- 20 - Johnny O'Bryant III, vs. Kentucky (1/28/14)
- 20 - Andre Stringer, vs. Northwestern State (11/16/13)
- 19 - Anthony Hickey, at Missouri (3/2/13)
- 19 - Johnny O'Bryant III, at South Carolina (2/14/13)
- 19 - Anthony Hickey, vs. Memphis (11/29/13)

**Field Goal Percentage (min. 6 made)**

- .857 (6-7) - Shavon Coleman, vs. New Orleans (11/19/13)
- .818 (9-11) - Shavon Coleman, vs. Georgia (3/14/13)
- .818 (9-11) - Charles Carmouche, vs. Arkansas (2/27/13)
- .800 (8-10) - Jordan Mickey, vs. Southeastern Louisiana (11/22/13)
- .778 (7-9) - Jarell Martin, vs. Texas A&M (2/26/14)
- .778 (7-9) - Jordan Mickey, at Georgia (2/6/14)
- .778 (7-9) - Johnny O'Bryant III, vs. Memphis (11/29/13)
- .750 (6-8) - Johnny O'Bryant III at Boise State (12/14/12)
- .750 (6-8) - Anthony Hickey, vs. Auburn (2/8/14)
- .750 (6-8) - Anthony Hickey, at Texas Tech (12/18/13)

**Three-Point Field Goals Made**

- 6 - Anthony Hickey, at Missouri (3/2/13)
- 6 - Andre Stringer, at Marquette (12/22/12)
- 5 - Charles Carmouche, at Missouri (3/2/13)
- 5 - Charles Carmouche, at Mississippi State (2/16/13)
- 5 - Corban Collins, at Boise State (12/14/12)
- 5 - Andre Stringer, at SMU (3/24/14)
- 5 - Shavon Coleman, vs. Alabama (3/13/14)
- 5 - Hickey, Anthony, vs. Auburn (2/8/14)
- 5 - Andre Stringer, at Ole Miss (1/15/14)

**Three-Point Field Goal Attempts**

- 14 - Anthony Hickey, at Missouri (3/2/13)
- 14 - Anthony Hickey, vs. Memphis (11/29/13)
- 12 - Andre Stringer, vs. New Orleans (11/19/13)
- 11 - Anthony Hickey, vs. South Carolina (1/16/13)
- 11 - Charles Carmouche, at Auburn (1/9/13)
- 11 - Andre Stringer, vs. Northwestern State (11/16/13)
- 10 - Anthony Hickey, at Georgia (1/19/13)
- 10 - Andre Stringer, at Marquette (12/22/12)
- 10 - Andre Stringer, at SMU (3/24/14)
- 10 - Andre Stringer, at Arkansas (2/15/14)
- 10 - Anthony Hickey, at UMass (11/12/13)

**Three-Point Field Goal Percentage (Min. 4 Made)**

- 1.000 (4-4) - Anthony Hickey, at Texas Tech (12/18/13)
- .800 (4-5) - Shavon Coleman, vs. Georgia (3/14/13)
- .800 (4-5) - Andre Stringer, vs. Missouri (1/30/13)
- .800 (4-5) - Jarell Martin, vs. Texas A&M (2/26/14)
- .714 (5-7) - Anthony Hickey, vs. Auburn (2/8/14)

- .667 (4-6) - Andre Stringer, at Georgia (2/6/14)
- .625 (5-8) - Charles Carmouche, at Missouri (3/2/13)
- .625 (5-8) - Charles Carmouche, vs. Miss. State (2/16/13)
- .625 (5-8) - Corban Collins, at Boise State (12/14/12)
- .625 (5-8) - Andre Stringer, at Ole Miss (1/15/14)

**Free Throw Made**

- 11 - Charles Carmouche, vs. Northwestern State (11/20/12)
- 11 - Jordan Mickey, vs. Mississippi State (2/19/14)
- 11 - Johnny O'Bryant III, vs. Vanderbilt (1/18/14)
- 10 - Andre Stringer, vs. Auburn (2/8/14)
- 10 - Johnny O'Bryant III, vs. Southeastern Louisiana (11/22/13)
- 8 - Shavon Coleman, vs. Bethune-Cookman (1/5/13)
- 8 - Charles Carmouche, at Marquette (12/22/12)
- 8 - Anthony Hickey, vs. Northwestern State (11/20/12)
- 8 - Andre Stringer, at Vanderbilt (3/6/14)
- 8 - Jordan Mickey, vs. New Orleans (11/19/13)

**Free Throw Attempts**

- 17 - Johnny O'Bryant III, vs. Georgia (3/14/13)
- 15 - Charles Carmouche, vs. Northwestern State (11/20/12)
- 14 - Johnny O'Bryant III, vs. Vanderbilt (1/18/14)
- 13 - Johnny O'Bryant III, vs. Kentucky (3/14/14)
- 12 - Jordan Mickey, vs. Miss. State (2/19/14)
- 12 - Andre Stringer, vs. Auburn (2/8/14)
- 12 - Johnny O'Bryant III, vs. Southeastern (11/22/13)

**Free Throw Percentage (min. 8 made)**

- 1.000 (8-8) - Shavon Coleman, vs. Bethune-Cookman (1/5/13)
- 1.000 (8-8) - Andre Stringer, vs. Vanderbilt (3/6/14)
- .917 (11-12) - Jordan Mickey, vs. Mississippi State (2/19/14)
- .889 (8-9) - Charles Carmouche, at Marquette (12/22/12)
- .833 (10-12) - Andre Stringer, vs. Auburn (2/8/14)
- .833 (10-12) - Johnny O'Bryant III, vs. Southeastern (11/22/13)
- .800 (8-10) - Anthony Hickey, vs. Northwestern State (11/20/12)
- .800 (8-10) - Jordan Mickey, vs. New Orleans (11/19/13)
- .786 (11-14) - Johnny O'Bryant III, vs. Vandy (1/18/14)
- .733 (11-15) - Charles Carmouche, vs. Northwestern State (11/20/12)

**Rebounds**

- 16 - Johnny O'Bryant III, at Arkansas (2/15/14)
- 14 - Johnny O'Bryant III, at Georgia (1/19/13)
- 14 - Johnny O'Bryant III, vs. Northwestern State (11/16/13)
- 13 - Johnny O'Bryant III, at UC Irvine (12/18/12)
- 13 - Jordan Mickey, vs. Kentucky (3/14/14)
- 13 - Jordan Mickey, vs. Missouri (1/21/14)
- 13 - Jordan Mickey, vs. Northwestern State (11/16/13)
- 12 - 7 times

**Assists**

- 10 - Charles Carmouche, at Marquette (12/22/12)
- 9 - Tim Quarterman, vs. UAB (12/21/13)
- 8 - Johnny O'Bryant III vs. Miss. State (2/16/13)
- 8 - Charles Carmouche, at South Carolina (2/14/13)
- 8 - Anthony Hickey, vs. Alabama (3/13/14)
- 8 - Anthony Hickey, vs. Texas A&M (2/26/14)
- 8 - Anthony Hickey, at Kentucky (2/22/14)
- 7 - 8 times

**Steals**

- 8 - Anthony Hickey, vs. Texas A&M (1/23/13)
- 7 - Anthony Hickey, vs. UC Santa Barbara (11/9/12)
- 7 - Anthony Hickey, vs. Southeastern (11/22/13)
- 6 - Anthony Hickey, vs. Seton Hall (11/29/12)
- 5 - 7 times

**Blocked Shots**

- 7 - Jordan Mickey, at Ole Miss (1/15/14)
- 6 - Jordan Mickey, vs. Arkansas (2/1/14)
- 6 - Jordan Mickey, vs. Northwestern State (11/16/13)
- 5 - 7 times by Jordan Mickey

# Maravich Center Records

**Individual Records**

**POINTS**

<b>LSU:</b>	53	by Shaquille O'Neal, vs. Arkansas State, 12/18/90
	50	by Chris Jackson, vs. Tennessee, 02/11/99
	49	by Chris Jackson, vs. Florida, 03/01/89
	48	by Chris Jackson, vs. Louisiana Tech, 12/06/88
	45	by Chris Jackson, vs. Georgia, 01/24/90
<b>Opp:</b>	48	by Hank Gathers, Loyola Marymount, 02/03/90

**FIELD GOALS MADE**

<b>LSU:</b>	19	by Chris Jackson, vs. Florida, 03/01/89
	18	by Bill "Fig" Newton, vs. Georgetown, 01/06/72
	18	by Chris Jackson, vs. Louisiana Tech, 12/06/88
	18	by Chris Jackson, vs. Southern Miss, 11/19/89
	18	by Shaquille O'Neal, vs. Arkansas State, 12/18/90
	18	by Shaquille O'Neal, vs. Northern Arizona, 12/28/91
<b>Opp:</b>	20	by Hank Gathers, Loyola Marymount, 02/03/90

**FIELD GOAL PERCENTAGE (MINIMUM 10 ATTEMPTS)**

<b>LSU:</b>	1.000	by Stanley Roberts, 10-10, Loyola Marymount, 02/03/90;
	1.000	by Durand Macklin, 12-12, vs. Mississippi State, 01/05/80
<b>Opp:</b>	.909	by Ronnie Williams, Florida, 10-11, 01/02/82
		by Bob Guyette, Kentucky, 10-11, 01/05/74

**THREE POINT FIELD GOALS MADE**

<b>LSU:</b>	10	by Chris Jackson, vs. Tennessee, 02/10/90
	8	by Maurice Carter, vs. Arkansas, 01/02/99
	8	by Ronnie Henderson, vs. Kentucky, 02/15/94
<b>Opp:</b>	9	by Anderson Hunt, UNLV, 01/28/90

**THREE POINT FG PERCENTAGE (MINIMUM 5 ATTEMPTS)**

<b>LSU:</b>	1.000	by Antonio Hudson, 6-6, vs. Louisiana-Lafayette, 11/21/04
	1.000	by Collis Temple, 5-5, vs. Nicholls State, 12/22/00
	1.000	by Darrel Mitchell, 5-5, vs. Auburn, 02/26/03
<b>Opp:</b>	1.000	by Sonny Weems, Arkansas, 5-5, 01/26/08

**FREE THROWS MADE**

<b>LSU:</b>	17	by Shaquille O'Neal, vs. Arkansas State, 12/18/90
<b>Opp:</b>	15	by Ernie Grunfeld, Tennessee, 01/15/77

**FREE THROWS ATTEMPTED**

<b>LSU:</b>	21	by Shaquille O'Neal, vs. Arkansas State, 12/18/90
<b>Opp:</b>	18	by Leon Douglas, Alabama, 02/17/75

**FREE THROW PERCENTAGE**

<b>LSU:</b>	1.000	by Eddie Palubinskas, 16-16, vs. Mississippi State, 03/01/73
<b>Opp:</b>	1.000	by Carlos Zuniga, Tulane, 10-10, 12/04/78
	1.000	by Sidney Moncrief, Arkansas, 10-10, 12/29/77
	1.000	by Joe Rogers, Villanova, 10-10, 12/28/76

**REBOUNDS**

<b>LSU:</b>	32	by Durand Macklin, vs. Tulane, 11/26/76
<b>Opp:</b>	23	by Larry Fry, Mississippi State, 01/16/75

**ASSISTS**

<b>LSU:</b>	19	by Kenny Higgs, vs. Georgia, 01/17/77
	18	by Randy Livingston, vs. George Mason, 12/03/94
	18	by Kenny Higgs, vs. Tennessee, 01/15/77
	17	by Kenny Higgs, vs. Mississippi State, 02/16/76
	16	by Kenny Higgs, vs. Vanderbilt, 02/28/76
<b>OPP:</b>	15	by Eddie Johnson, Auburn, 01/03/76

**BLOCKED SHOTS**

<b>LSU:</b>	12	by Shaquille O'Neal, vs. Loyola Marymount, 02/03/90
<b>Opp:</b>	7	by Jarvis Varnado, Mississippi State, 01/09/08

**STEALS**

<b>LSU:</b>	10	by Shawn Griggs, vs. Tennessee, 02/23/91
<b>Opp:</b>	9	by Mike Varos, Cal State Los Angeles, 12/08/89

**Team Records**

**POINTS**

<b>LSU:</b>	159	vs. Northern Arizona, 159-86, 12/28/91
	148	vs. Loyola Marymount, 148-141, 02/03/90
	128	vs. Tennessee Martin, 128-89, 12/20/88
	127	vs. George Mason, 127-104, 12/03/94

	123	vs. Nicholls State, 123-61, 12/30/91
<b>Opp:</b>	141	by Loyola Marymount, 148-141 (OT), 02/03/90
	129	by Kentucky, 97-129, 01/16/96
	127	by Illinois, 100-127, 12/22/88
	114	by Loyola Marymount, 122-114, 12/20/90
	113	by Tennessee, 119-113, 02/10/90

**FIELD GOALS MADE**

<b>LSU:</b>	61	vs. Loyola Marymount, 02/03/90; vs. Northern Arizona, 12/28/91
<b>Opp:</b>	53	by Illinois, 12/22/88

**FIELD GOALS ATTEMPTED**

<b>LSU:</b>	103	vs. Northern Arizona, 12/28/91
<b>Opp:</b>	116	by Loyola Marymount, 02/11/89

**FIELD GOAL PERCENTAGE**

<b>LSU:</b>	.703	vs. Centenary, 01/15/03
<b>Opp:</b>	.684	by Tulane, 03/12/82

**FREE THROWS MADE**

<b>LSU:</b>	41	vs. Tulane, 12/22/79
<b>Opp:</b>	31	by Tulane, 03/12/82

**FREE THROWS ATTEMPTED**

<b>LSU:</b>	55	vs. Tulane, 12/22/79
<b>Opp:</b>	42	by Tulane, 03/12/82; Georgia, 03/12/82

**MOST THREE-POINT FIELD GOALS MADE**

<b>LSU:</b>	16	vs. Auburn, 02/26/03
<b>OPP:</b>	18	vs. Ohio State, 01/15/05

**FOULS**

<b>LSU:</b>	39	vs. Ole Miss, 01/14/84
<b>Opp:</b>	42	by Tulane, 12/22/79

**MARGIN OF VICTORY**

<b>LSU:</b>	75	vs. Grambling State, 112-37, 11/20/99
	73	vs. Northern Arizona, 158-86, 12/28/91
	62	vs. Nicholls State, 123-61, 12/30/91
	54	vs. Nicholls State, 96-42, 11/17/06
	48	twice, last in 1997
<b>Opp:</b>	32	by Kentucky, 129-97, 01/16/96
	27	by Illinois, 127-100, 12/22/88
	26	by Kentucky, 81-55, 02/06/10
	26	by Ole Miss, 83-57, 02/18/98
	24	by Kentucky, 74-50, 01/28/12
	24	by Florida, 75-51, 01/21/87

**POINTS IN ONE HALF**

<b>LSU:</b>	80	vs. Northern Arizona, 1st half, 12/28/91
	79	vs. Northern Arizona, 2nd half, 12/28/91
	72	vs. Loyola Marymount, 1st half, 02/03/90
	70	vs. Tulane, 2nd half, 12/04/78
<b>Opp:</b>	86	by Kentucky, 1st half, 01/16/96
	76	by Loyola Marymount, 2nd half, 02/03/90
	66	by Illinois, 2nd half, 12/22/88
	61	by Illinois, 1st half, 12/22/88

**MOST WINS**

<b>LSU:</b>	19	in 2008-09 season
<b>Opp:</b>	7	in 1994-95; 1995-96; 2000-01, 09-10 season



Maurice Carter (1999) was the last player to hit at least eight treys in a game at the Maravich Center.

**SCORING**

1. Pete Maravich	1967-70	3667
2. Rudy Macklin	1976-81	2080
3. Tasmin Mitchell	2005-10	1989
4. Howard Carter	1979-83	1942
5. Shaquille O'Neal	1989-92	1941
6. Bob Pettit	1951-54	1916
7. Kenny Higgs	1974-78	1896
8. Chris Jackson	1988-90	1854
9. Ronald Dupree	1909-03	1726
10. Derrick Taylor	1981-82; 83-86	1590

**SCORING AVERAGE**

1. Pete Maravich	1967-70	44.2
2. Chris Jackson	1988-90	29.0
3. Bob Pettit	1951-54	27.4
4. Shaquille O'Neal	1989-92	21.6
5. Glenn Hansen	1973-75	20.5
6. Marcus Thornton	2007-09	20.4
7. Ronnie Henderson	1993-96	20.3
8. Roger Sigler	1954-57	19.1
9. Eddie Palubinskas	1972-74	18.5
10. Kenny Higgs	1974-78	17.9

**FIELD GOALS MADE**

1. Pete Maravich	1967-70	1387
2. Rudy Macklin	1976-81	852
3. Howard Carter	1979-83	806
4. Shaquille O'Neal	1989-92	786
5. Tasmin Mitchell	2006-10	762
6. Bob Pettit	1951-54	721
7. Kenny Higgs	1974-78	687
8. Ronald Dupree	2000-03	665
9. Chris Jackson	1989-90	664
10. Leonard Mitchell	1980-84	630

**3-POINT FG MADE**

1. Darrel Mitchell	2002-06	258
2. Andre Stringer	2010-14	242
3. Torris Bright	2000-03	237
4. Ronnie Henderson	1993-96	189
5. Clarence Ceasar	1991-95	175
6. Antonio Hudson	2001-05	174
7. Chris Jackson	1988-90	172
8. Collis Temple III	2000-03	171
9. Andre Stringer	2010-13	168
9. Marcus Thornton	2007-09	168

**FIELD GOAL PCT. (MIN. 250 ATT.)**

1. Dave Ramsden	1967-69	.643
2. Shaquille O'Neal	1989-92	.610
3. Tyrus Thomas	2005-06	.608
4. Rudy Macklin	1976-81	.595
5. Al Sanders	1969-72	.585
6. Stanley Roberts	1989-90	.576
7. Jaime Lloreda	2002-04	.571
8. Stromile Swift	1998-00	.560
8. Vernel Singleton	1988-92	.560
10. Floyd Bailey	1974-78	.557

**ASSISTS**

1. Kenny Higgs	1974-78	645
2. Ethan Martin	1977-81	638
3. Torris Bright	2000-03	544
4. Garrett Temple	2005-09	482
5. Pete Maravich	1967-70	425
6. Derrick Taylor	1981-82; 83-86	401
7. Darrel Mitchell	2002-06	367
8. Anthony Hickey	2011-14	360
9. Andre Stringer	2010-14	314
9. Ricky Blanton	1984-86; 87-89	314

**FREE THROWS MADE**

1. Pete Maravich	1967-70	893
2. Kenny Higgs	1974-78	522
3. Bob Pettit	1951-54	474
4. Vernel Singleton	1988-92	432
5. Glen Davis	2004-07	429
6. Ethan Martin	1977-81	390
7. Rudy Macklin	1976-81	376
8. Roger Sigler	1954-57	372
9. Shaquille O'Neal	1989-92	369
10. Derrick Taylor	1981-82; 83-86	364

**FREE THROW PCT. (MIN. 200 ATT.)**

1. Eddie Palubinskas	1972-74	.875
2. Chris Jackson	1988-90	.863
3. Don Redden	1982-86	.840
4. Kenny Drost	1964-67	.839
5. Bo Spencer	2007-10	.828
6. Harry Heroman	1963-66	.816
7. Derrick Taylor	1981-82; 83-86	.801
8. George Nattin	1959-62	.792
9. Howard Carter	1979-83	.789
10. Andre Stringer	2010-14	.787

**3-POINT FG PCT. (MIN. 75 ATT.)**

1. Justin Anderson	1991-92	.489
2. Jamie Brandon	1991-93	.438
3. Anthony Wilson	1986-87	.421
4. Ricky Blanton	1987-89	.411
5. Mike Hansen	1990-93	.397
6. Darrel Mitchell	2002-06	.396
7. Torris Bright	1999-03	.392
8. Landers Nolley	1994-96	.383
9. Marcus Thornton	2007-09	.382
10. Brian Beshara	1998-01	.372
10. Chris Jackson	1988-90	.372

**REBOUNDS**

1. Rudy Macklin	1976-81	1276
2. Shaquille O'Neal	1989-92	1217
3. Al Sanders	1969-72	1168
4. Bob Pettit	1951-54	1039
5. Ned Clark	1951-55	998
6. Tasmin Mitchell	2005-10	950
7. Leonard Mitchell	1980-84	922
8. Glen Davis	2004-07	916
9. Ronald Dupree	2000-03	907
10. Lionel Green	1975-79	809

**REBOUNDING AVERAGE**

1. Bob Pettit	1951-54	14.8
2. Al Sanders	1969-72	14.1
3. Shaquille O'Neal	1989-92	13.5
4. Ned Clark	1951-55	11.8
5. Rudy Macklin	1976-81	10.4
5. Dick Maile	1962-65	10.4
7. Roger Sigler	1953-56	10.3
8. Maury Drummond	1960-63	10.2
9. Jaime Lloreda	2002-04	10.1
10. Danny Hester	1968-70	10.0



**Kenny Higgs has a school best 645 assists.**

**BLOCKED SHOTS**

1. Shaquille O'Neal	1989-92	412
2. Chris Johnson	2005-09	176
3. Stromile Swift	1998-00	130
4. Storm Warren	2008-12	121
5. Garrett Temple	2005-09	113
6. Glen Davis	2004-07	110
7. Jordan Mickey	2013-14	106
8. Brandon Bass	2003-05	104
9. Jose Vargas	1984-88	100
10. Tyrus Thomas	2005-06	99

**STEALS**

1. Clarence Ceasar	1991-95	310
2. Ethan Martin	1977-81	279
3. Torris Bright	2000-03	246
4. Darrel Mitchell	2002-06	219
5. Anthony Hickey	2011-14	216
6. Derrick Taylor	1981-82; 83-86	207
7. Jerry Reynolds	1982-85	194
8. Garrett Temple	2005-09	191
9. Tasmin Mitchell	2005-10	190
10. Darryl Joe	1986-88	169

**MINUTES PLAYED**

1. Tasmin Mitchell	2005-10	4692
2. Garrett Temple	2005-09	4432
3. Howard Carter	1979-83	4276
4. Torris Bright	2000-03	4250
5. Rudy Macklin	1976-81	3965
6. Darrel Mitchell	2002-06	3891
7. Derrick Taylor	1981-82; 83-86	3835
8. Leonard Mitchell	1980-84	3832
9. Ronald Dupree	2000-03	3710
10. Andre Stringer	2010-14	3709

# Individual Single Season Records

## SCORING

1. Pete Maravich	1969-70	1381
2. Pete Maravich	1968-69	1148
3. Pete Maravich	1967-68	1138
4. Chris Jackson	1988-89	965
5. Chris Jackson	1989-90	889
6. Bob Pettit	1953-54	785
7. Shaquille O'Neal	1990-91	774
8. Marcus Thornton	2008-09	739
9. Shaquille O'Neal	1991-92	722
10. Glen Davis	2005-06	669

## SCORING AVERAGE

1. Pete Maravich	1969-70	44.5
2. Pete Maravich	1968-69	44.2
3. Pete Maravich	1967-68	43.8
4. Bob Pettit	1953-54	31.4
5. Chris Jackson	1988-89	30.2
6. Chris Jackson	1989-90	27.8
7. Shaquille O'Neal	1990-91	27.6
8. Bob Pettit	1951-52	25.5
9. Roger Sigler	1955-56	25.1
10. Bob Pettit	1952-53	24.7

## FIELD GOALS MADE

1. Pete Maravich	1969-70	522
2. Pete Maravich	1968-69	433
3. Pete Maravich	1967-68	432
4. Chris Jackson	1988-89	359
5. Shaquille O'Neal	1990-91	312
6. Chris Jackson	1989-90	305
7. Shaquille O'Neal	1991-92	294
8. Bob Pettit	1953-54	281
9. John Williams	1985-86	269
10. Marcus Thornton	2008-09	256

## 3-POINT FG MADE

1. Anthony Wilson	1986-87	95
2. Marcus Thornton	2007-08	90
3. Chris Jackson	1989-90	88
4. Chris Jackson	1988-89	84
5. Darrel Mitchell	2005-06	82
6. Marcus Thornton	2008-09	78
7. Torris Bright	2001-02	76
8. Andre Stringer	2013-14	74
9. Ronnie Henderson	1993-94	72
10. Maurice Carter	1998-99	71

## FIELD GOAL PCT. (MIN. 100 ATT.)

1. David Ramsden	1968-69	.6747
2. Ralph Jukkola	1967-68	.6377
3. Shaquille O'Neal	1990-91	.6278
4. Rudy Macklin	1980-81	.6246
5. Rudy Macklin	1977-78	.6217
6. Shaquille O'Neal	1991-92	.6151
7. Stromile Swift	1999-00	.6080
7. Tyrus Thomas	2005-06	.6080
9. Rudy Macklin	1979-80	.6057
10. Al Sanders	1971-72	.5958

## ASSISTS

1. Kenny Higgs	1976-77	239
2. T.J. Pugh	1990-91	196
3. Pete Maravich	1969-70	192
4. Ethan Martin	1980-81	190
5. Ethan Martin	1979-80	174
6. Kenny Higgs	1975-76	173
7. Darrel Mitchell	2005-06	160
8. Randy Livingston	1994-95	151
9. Torris Bright	2002-03	150
9. Ethan Martin	1978-79	150

## ASSISTS AVERAGE

1. Randy Livingston	1994-95	9.4
2. Kenny Higgs	1976-77	8.8
3. Kenny Higgs	1975-76	6.6
3. Mike Darnell	1974-75	6.6
5. T. J. Pugh	1990-91	6.5
6. Pete Maravich	1969-70	6.1
7. Ethan Martin	1980-81	5.5
8. Ethan Martin	1979-80	5.4
9. Ethan Martin	1978-79	5.3
10. Tommy Hess	1971-72	5.0
10. Tommy Hess	1970-71	5.0

## FREE THROWS MADE

1. Pete Maravich	1969-70	337
2. Pete Maravich	1968-69	282
3. Pete Maravich	1967-68	274
4. Bob Pettit	1953-54	223
5. Chris Jackson	1989-90	191
6. Glen Davis	2005-06	163
6. Chris Jackson	1988-89	163
6. Kenny Higgs	1976-77	163
9. Roger Sigler	1955-56	151
10. Shaquille O'Neal	1990-91	150

## FREE THROW PCT. (MIN. 50 ATT.)

1. Chris Jackson	1989-90	.9095
2. Kenny Drost	1965-66	.9024
3. Eddie Palubinskas	1972-73	.8954
4. Derrick Taylor	1985-86	.8804
5. Anthony Wilson	1985-86	.8800
6. Don Redden	1984-85	.8732
7. Jordy Hultberg	1976-77	.8667
8. Jerry Heroman	1965-66	.8627
9. Bob Miller	1976-77	.8621
10. Jermaine Williams	2001-02	.8537

## 3-POINT FG PCT. (MIN. 50 ATT.)

1. Jamie Brandon	1992-93	.509
2. Justin Anderson	1991-92	.489
3. Fess Irvin	1986-87	.463
4. Mike Hanson	1992-93	.452
5. Brian Beshara	1998-99	.431
6. Darrel Mitchell	2002-03	.424
7. Landers Nolley	1994-95	.421
7. Anthony Wilson	1986-87	.421
9. Darrel Mitchell	2003-04	.419
10. Maurice Carter	1998-99	.415

## REBOUNDS

1. Al Sanders	1969-70	474
2. Bob Pettit	1953-54	432
3. Shaquille O'Neal	1991-92	421
4. Shaquille O'Neal	1990-91	411
5. Shaquille O'Neal	1989-90	385
6. Ned Clark	1954-55	380
7. Al Sanders	1970-71	369
8. Rudy Macklin	1980-81	351
9. Glen Davis	2005-06	350
10. Danny Hester	1969-70	345

## REBOUNDING AVERAGE

1. Bob Pettit	1953-54	17.3
2. Ned Clark	1954-55	15.8
3. Al Sanders	1970-71	14.8
4. Al Sanders	1969-70	14.8
5. Shaquille O'Neal	1990-91	14.7
6. Shaquille O'Neal	1991-92	14.0
7. Bob Pettit	1952-53	13.9
8. Roger Sigler	1954-55	13.8
9. Bob Pettit	1951-52	13.1
10. Maury Drummond	1960-61	12.5

## BLOCKED SHOTS

1. Shaquille O'Neal	1991-92	157
2. Shaquille O'Neal	1990-91	140
3. Shaquille O'Neal	1989-90	115
4. Jordan Mickey	2013-14	106
5. Tyrus Thomas	2005-06	99
6. Stromile Swift	1999-00	95
7. Chris Johnson	2008-09	95
8. Anthony Randolph	2007-08	70
9. Chris Johnson	2007-08	66
10. Jaime Lloreda	2002-03	61
10. Lionel Green	1978-79	61

## BLOCK SHOT AVERAGE

1. Shaquille O'Neal	1991-92	5.2
2. Shaquille O'Neal	1990-91	5.0
3. Shaquille O'Neal	1989-90	3.6
4. Jordan Mickey	2013-14	3.1
4. Tyrus Thomas	2005-06	3.1
6. Stromile Swift	1999-00	2.8
7. Chris Johnson	2008-09	2.7
8. Chris Johnson	2007-08	2.6
9. Anthony Randolph	2007-08	2.3
10. Stromile Swift	1998-99	2.2

## STEALS

1. Darryl Joe	1986-87	93
2. Clarence Ceasar	1991-92	90
3. Derrick Taylor	1985-86	86
4. Anthony Hickey	2012-13	85
5. Ethan Martin	1980-81	83
6. Shawn Griggs	1990-91	81
7. Jerry Reynolds	1983-84	81
8. Darryl Joe	1987-88	80
9. Clarence Ceasar	1993-94	80
10. Jermaine Williams	2001-02	76

## STEALS AVERAGE

1. Clarence Ceasar	1994-95	3.0
2. Clarence Ceasar	1993-94	2.96
3. Anthony Hickey	2012-13	2.93
4. Clarence Ceasar	1991-92	2.90
5. Shawn Griggs	1990-91	2.8
6. Jerry Reynolds	1983-84	2.8
7. Darryl Joe	1987-88	2.7
8. Darryl Joe	1986-87	2.5
9. Ethan Martin	1980-81	2.4
10. Clarence Ceasar	1992-93	2.3

## MINUTES PLAYED

1. Derrick Taylor	1985-86	1342
2. Anthony Wilson	1986-87	1338
3. Darrel Mitchell	2005-06	1322
4. John Williams	1985-86	1277
5. Tasmin Mitchell	2005-06	1240
6. Ricky Blanton	1988-89	1231
7. Nikita Wilson	1986-87	1219
8. Howard Carter	1980-81	1209
9. Garrett Temple	2005-06	1207
10. Ronald Dupree	2001-02	1203

**SCORING**

1.	Pete Maravich vs. Alabama	Feb. 7, 1970	69
2.	Pete Maravich vs. Tulane	Feb. 10, 1969	66
3.	Pete Maravich vs. Kentucky	Feb. 21, 1970	64
4.	Pete Maravich vs. Vanderbilt	Dec. 11, 1969	61
5.	Bob Pettit vs. Louisiana College	Dec. 7, 1953	60
6.	Pete Maravich vs. Alabama	Feb. 17, 1968	59
7.	Pete Maravich vs. Georgia	March 8, 1969	58
7.	Pete Maravich vs. Mississippi State	Dec. 22, 1967	58
9.	Bob Pettit vs. Georgia	Jan. 9, 1954	57
10.	(tie) Pete Maravich (6 times), Chris Jackson (1)		55

**FIELD GOALS MADE**

1.	Pete Maravich vs. Alabama	Feb. 7, 1970	26
1.	Pete Maravich vs. Vanderbilt	Dec. 11, 1969	26
3.	Pete Maravich vs. Tulane	Feb. 10, 1969	25
4.	Pete Maravich vs. Alabama	Feb. 17, 1968	24
5.	Pete Maravich vs. Kentucky	Feb. 21, 1970	23
5.	Bob Pettit vs. Georgia	Jan. 9, 1954	23

**FIELD GOALS ATTEMPTED**

1.	Pete Maravich vs. Alabama	Feb. 7, 1970	57
1.	Pete Maravich vs. Vanderbilt	Jan. 29, 1969	57
3.	Pete Maravich vs. Vanderbilt	Dec. 11, 1969	54
4.	Pete Maravich vs. Kentucky	Feb. 22, 1969	53
5.	Pete Maravich vs. Alabama	Feb. 17, 1968	52

**FIELD GOAL PERCENTAGE (MIN. 10 ATTEMPTS)**

1.	Durand Macklin vs. Mississippi State (12-12)	Jan. 5, 1980	1.000
1.	Stanley Roberts vs. Loyola Marymount (10-10)	Feb. 3, 1990	1.000
1.	Bill Wilson vs. Georgia (10-10)	Jan. 4, 1964	1.000
4.	Brandon Bass vs. Louisiana-Lafayette (11-12)	Nov. 21, 2004	.917
4.	Nikita Wilson vs. Montana State (11-12)	Nov. 22, 1985	.917
4.	Durand Macklin vs. Ole Miss (11-12)	Jan. 28, 1977	.917
4.	Ray Lewis vs. Alabama (11-12)	Feb. 20, 1962	.917

**3-POINT FIELD GOALS MADE**

1.	Chris Jackson vs. Tennessee	Feb. 10, 1990	10
2.	Chris Jackson at Ole Miss	March 4, 1989	9
3.	Marcus Thornton at Auburn	Jan. 30, 2008	8
3.	Maurice Carter vs. Arkansas	Jan. 2, 1999	8
3.	Ronnie Henderson vs. Kentucky	Feb. 15, 1994	8
6.	Maurice Carter vs. Texas	Dec. 19, 1998	7
6.	Ronnie Henderson vs. Maryland-Baltimore County	Dec. 30, 1994	7
6.	Mike Hansen vs. Tennessee	Jan. 22, 1991	7
6.	Chris Jackson vs. Vanderbilt	Feb. 18, 1990	7
6.	Chris Jackson vs. Kentucky	Feb. 15, 1990	7
6.	Chris Jackson vs. Mississippi State	Jan. 4, 1990	7

**3-POINT FIELD GOAL ATTEMPTS**


1.	Chris Jackson vs. Tennessee	Feb. 10, 1990	20
1.	Chris Jackson at Ole Miss	March 4, 1989	20
3.	Chris Jackson vs. Kentucky	Feb. 15, 1990	17
4.	Marcus Thornton vs. Auburn	Jan. 16, 2008	16
5.	Marcus Thornton at Auburn	Jan. 30, 2008	15
5.	Maurice Carter vs. Arkansas	Jan. 2, 1999	15
5.	Ronnie Henderson vs. Alabama	Feb. 11, 1995	15
8.	Anthony Hickey, vs. Memphis	Nov. 29, 2013	14
8.	Anthony Hickey at Missouri	March 2, 2013	14
8.	Gene Nabors vs. Auburn	Jan. 21, 1996	14
8.	Ronnie Henderson vs. UCLA	Dec. 18, 1993	14

**3-POINT FIELD GOAL PERCENTAGE (MINIMUM 5 ATTEMPTS)**

1.	Collis Temple III vs. Nicholls State (5-5)	Dec. 22, 2000	1.000
1.	Torris Bright vs. Arizona (5-5)	Dec. 20, 2000	1.000
1.	Darrel Mitchell vs. Auburn (5-5)	Feb. 26, 2003	1.000
1.	Antonio Hudson vs. Louisiana-Lafayette (6-6)	Nov. 21, 2004	1.000
5.	Collis Temple III vs. Vanderbilt (6-7)	March 10, 2000	.857
6.	Bo Spencer vs. Arkansas (5-6)	Jan. 31, 2009	.833
6.	Torris Bright vs. Centenary (5-6)	Dec. 21, 1999	.833
6.	Ronnie Henderson vs. Texas (5-6)	Nov. 26, 1994	.833
6.	Anthony Wilson vs. Georgia (5-6)	March 7, 1987	.833
6.	Terry Martin vs. Louisiana Tech (5-6)	Dec. 23, 2006	.833
6.	Tasmin Mitchell vs. Louisiana-Monroe (5-6)	Nov. 19, 2006	.833
12.	18 times by 14 players		.800

**FREE THROWS MADE**

1.	Pete Maravich vs. Oregon State	Dec. 22, 1969	30
2.	Pete Maravich vs. Florida	Feb. 12, 1969	22
3.	Kenny Higgs vs. Mississippi State	Jan. 2, 1978	18
4.	Shaquille O'Neal vs. Arkansas State	Dec. 18, 1990	17
5.	Chris Jackson vs. Florida	Dec. 10, 1988	16
5.	Eddie Palubinskas vs. Mississippi State	March 1, 1973	16
5.	Bob Pettit vs. Louisiana College	Dec. 1, 1954	16


**Rudy Macklin**
**FREE THROW ATTEMPTS**

1.	Pete Maravich vs. Oregon State	Dec. 22, 1969	31
2.	Pete Maravich vs. Florida	Feb. 12, 1969	27
3.	Shaquille O'Neal vs. Arkansas State	Dec. 18, 1990	21
4.	Kenny Higgs vs. Mississippi State	Jan. 2, 1978	20
5.	Tasmin Mitchell, at Mississippi State	Feb. 11, 2009	18
5.	Jerry Reynolds vs. Tennessee	Feb. 6, 1984	18
5.	Glen Davis, vs. Louisiana Tech	Dec. 23, 2006	18

**FREE THROW PERCENTAGE (MINIMUM 15 ATTEMPTS)**

1.	Eddie Palubinskas vs. Mississippi State (16-16)	March 1, 1973	1.000
2.	Pete Maravich vs. Oregon State (30-31)	Dec. 22, 1969	.968
3.	Chris Jackson vs. Florida (16-17)	Dec. 10, 1988	.941
4.	Anthony Wilson vs. Georgia (14-15)	March 7, 1987	.933
5.	Chris Jackson vs. Tennessee (13-15)	Feb. 10, 1989	.866
5.	Ricky Blanton vs. Ole Miss (13-15)	Feb. 10, 1988	.866

**REBOUNDS**

1.	Durand Macklin vs. Tulane	Nov. 26, 1976	32
2.	Al Sanders vs. Mississippi State	Feb. 7, 1972	26
2.	Al Sanders vs. Mississippi State	Feb. 1, 1971	26
4.	Danny Hester vs. Ole Miss	Jan. 31, 1970	25
4.	Al Sanders vs. Florida	Dec. 18, 1970	25
4.	Bob Pettit vs. Holy Cross	Dec. 29, 1953	25

**ASSISTS**

1.	Kenny Higgs vs. Georgia	Jan. 17, 1977	19
2.	Randy Livingston vs. George Mason	Dec. 3, 1994	18
2.	Kenny Higgs vs. Tennessee	Jan. 15, 1977	18
4.	Kenny Higgs vs. Mississippi State	Feb. 16, 1976	17
5.	Ethan Martin vs. Tulane	Dec. 6, 1980	16
5.	Kenny Higgs vs. Vanderbilt	Feb. 28, 1976	16

**BLOCKED SHOTS**

1.	Shaquille O'Neal vs. Loyola Marymount	Feb. 3, 1990	12
2.	Stromille Swift vs. Alabama	Feb. 10, 1999	11
2.	Shaquille O'Neal vs. BYU	March 19, 1992	11
2.	Shaquille O'Neal vs. Auburn	Feb. 22, 1992	11
2.	Shaquille O'Neal vs. South Carolina	Feb. 18, 1992	11
6.	Shaquille O'Neal vs. Florida	Jan. 26, 1991	10
6.	Shaquille O'Neal vs. Texas	Jan. 3, 1990	10

**STEALS**

1.	Shawn Griggs, vs. Tennessee	Feb. 23, 1991	10
2.	Anthony Hickey vs. Texas A&M	Jan. 23, 2013	8
2.	Clarence Ceasar, vs. Auburn	Jan. 8, 1994	8
2.	Shawn Griggs, vs. Loyola Marymount	Dec. 20, 1990	8
2.	Shawn Griggs, vs. Arizona	Dec. 8, 1990	8
2.	Derrick Taylor, vs. Hawaii-Loa	Dec. 2, 1985	8

# Opponent Individual Single Game

## POINTS

1. Johnny Neumann, Ole Miss	Jan. 30, 1971	63
2. Gerald Glass, Ole Miss	March 4, 1989	53
3. Dan Issel, Kentucky	Feb. 21, 1970	51
4. Bob Burrow, Kentucky	Jan. 14, 1956	50
5. Ron Widby, Tennessee	1967	50

## FIELD GOALS MADE

1. Johnny Neumann, Ole Miss	Jan. 30, 1971	26
2. Gerald Glass, Ole Miss	March 4, 1989	20
3. Hank Gathers, Loyola Marymount	Feb. 3, 1990	20

## FIELD GOALS ATTEMPTS

1. Johnny Neumann, Ole Miss	Jan. 30, 1971	40
2. Gerald Glass, Ole Miss	March 3, 1990	37
3. Gerald Glass, Ole Miss	March 4, 1989	36

## FREE THROWS MADE

1. Neal Walk, Florida	Feb. 10, 1968	18
2. Carlos Clark, Ole Miss	Jan. 15, 1983	17
3. Anthony Rosser, U.S. International	Jan. 16, 1984	16

## FREE THROW ATTEMPTS

1. Neal Walk, Florida	Feb. 10, 1968	21
1. Carlos Clark, Ole Miss	Feb. 15, 1983	21
3. Anthony Rosser, U.S. International	Jan. 16, 1984	20

## FREE THROW PERCENTAGE (MIN. 15 ATTEMPTS)

1. Reggie Johnson, Tennessee	Feb. 5, 1978	.933 (14-15)
2. Earvin Johnson, Michigan State	March 16, 1979	.933 (14-15)
3. Ernie Grunfeld, Tennessee	Jan. 15, 1977	.882 (15-17)

## THREE-POINT FIELD GOALS MADE

1. Anderson Hunt, UNLV	Jan. 28, 1990	9
1. Scott Draud, Vanderbilt	Feb. 18, 1990	9
1. Lee Mayberry, Arkansas	March 4, 1992	9
4. Edward Garriet, McNeese State	Nov. 24, 2003	8
4. David Jones, Lamar	Dec. 4, 1989	8
4. Keenan Carpenter, Auburn	Feb. 8, 1989	8
4. Greg Stolt, Florida	March 4, 1999	8

## THREE-POINT FIELD GOAL ATTEMPTS

1. Chris Walker, Villanova	March 15, 1990	20
2. Damon Wordlaw, McNeese State	Nov. 29, 1994	18
3. Scott Draud, Vanderbilt	Feb. 2, 1991	17
3. Danny Basile, Marist	Dec. 25, 1995	17

## THREE-POINT FIELD GOAL PERCENTAGE (MIN. 5 ATTEMPTS)

1. Jordan McRae, Tennessee	Feb. 19, 2013	1.000 (6-6)
1. Dawid Przbyszeski, Vanderbilt	Feb. 21, 2004	1.000 (5-5)
1. Ezra Williams, Georgia	Jan. 5, 2003	1.000 (7-7)
1. Troy Gaines, Auburn	Feb. 26, 2003	1.000 (5-5)
1. Andrew Moten, Florida	Jan. 21, 1987	1.000 (5-5)
6. Kenny Gaines, Georgia	March 8, 2014	.857 (6-7)
6. Je'Kei Foster, Ohio State	Jan. 15, 2005	.857 (6-7)
6. Wesley Person, Auburn	Feb. 13, 1993	.857 (6-7)

## REBOUNDS

1. Bailey Howell, Miss. State	1957	34
2. Bob Lienhard, Georgia	1969	29
2. Dan Issel, Kentucky	Feb. 22, 1969	29

## ASSISTS

1. Eddie Johnson, Auburn	Jan. 3, 1976	15
2. Kareem Reid, Arkansas	March 2, 1996	14
2. Terrell Lowery, Loyola-Marymount	Dec. 20, 1990	14
2. Bobby Hurley, Duke	Feb. 10, 1991	14

## BLOCKED SHOTS

1. Roy Rogers, Alabama	Feb. 17, 1996	10
2. Andre Riddick, Kentucky	March 14, 1993	9
3. Charles Barkley, Auburn	1984	8

## STEALS

1. Mike Varos, Cal State Los Angeles	Dec. 8, 1989	9
2. Pointer Williams, McNeese State	Dec. 1, 1995	8
3. Chris Daniels, Georgia	March 8, 2002	7
3. T. J. Cleveland, Arkansas	March 11, 2000	7
3. Eddie Shannon, Florida	Jan. 20, 1999	7
3. John Pelphrey, Kentucky	Feb. 15, 1990	7
3. Mike Ferrara, Colgate	Nov. 28, 1990	7





**MOST POINTS SCORED**

1. 159 – Northern Arizona (159-86)	Dec. 28, 1991
2. 148 – vs. Loyola Marymount (148-141)	Feb. 3, 1990
3. 128 – vs. Louisiana College (128-74)	Dec. 7, 1953
3. 128 – vs. Tennessee Martin (128-89)	Dec. 20, 1988
5. 127 – vs. Tulane (127-114)	Feb. 9, 1970

**HIGHEST VICTORY MARGIN**

1. 94 – LSU 124, Southwestern (TN) 33	Dec. 8, 1952
2. 75 – LSU 112, Grambling State 37	Nov. 20, 1999
3. 73 – LSU 159, Northern Arizona 86	Dec. 28, 1991
4. 62 – LSU 123, Nicholls State 61	Dec. 30, 1991
5. 60 – LSU 80, Sewanee 20	Jan. 5, 1934
6. 56 – LSU 69, Louisiana-Lafayette 13	Dec. 1915
6. 56 – LSU 66, Millsaps 10	Feb. 6, 1918

**OPPONENT MOST POINTS SCORED**

1. 130 – by Florida State (FSU 130-100)	Dec. 16, 1967
2. 141 – by Loyola Marymount (LSU 148-141)	Feb. 3, 1990
3. 129 – by Kentucky (UK 129-97)	Jan. 16, 1996
4. 127 – by Kentucky (UK 127-80)	March 4, 1995
5. 121 – by Kentucky (UK 121-95)	Jan. 27, 1968
5. 121 – by Kentucky (UK 121-105)	Feb. 21, 1970

**OPPONENTS MARGIN OF VICTORY**

1. 49 – UCLA 133, LSU 84	Dec. 23, 1969
2. 47 – Kentucky 127, LSU 80	March 4, 1995
3. 46 – Vanderbilt 106, LSU 60	March 8, 1965
4. 44 – Oklahoma State 111, LSU 67	Dec. 20, 1994
5. 41 – Auburn 101, LSU 60	Feb. 13, 1965
6. 40 – Florida 102, LSU 62	Jan. 4, 1965
6. 40 – St. John's 102, LSU 62	Dec. 29, 1965

**MOST FIELD GOALS MADE**

1. 61 – vs. Northern Arizona	Dec. 28, 1991
1. 61 – vs. Loyola Marymount	Feb. 3, 1990
3. 48 – vs. Loyola Marymount	Dec. 20, 1990
4. 47 – vs. McNeese State	Jan. 20, 1992
4. 47 – vs. Southeastern Louisiana	Nov. 26, 1990
4. 47 – vs. Nicholls State	Dec. 29, 1990

**MOST THREE-POINT FIELD GOALS MADE**

1. 17 – vs. Tennessee	March 1, 2003
2. 16 – vs. Auburn	Feb. 26, 2003
3. 13 – at Florida	March 1, 2014
3. 13 – vs. Grambling State	Dec. 13, 2008
3. 13 – vs. Chaminade	Nov. 20, 2007
3. 13 – vs. Texas A&M	Nov. 30, 2002
3. 13 – vs. Northwestern State	Dec. 2, 2001
3. 13 – vs. Maryland Baltimore County	Dec. 30, 1994
3. 13 – vs. Ole Miss	March 10, 1989
10. 12 – at Missouri	March 2, 2013
10. 12 – vs. Mississippi State	Feb. 16, 2013
10. 12 – at Rice	Dec. 29, 2010
10. 12 – at South Alabama	Nov. 28, 2010
10. 12 – vs. Arizona State	Nov. 21, 2007
10. 12 – vs. Tennessee	March 2, 2001
10. 12 – vs. Nicholls State	March 22, 2000

10. 12 – vs. Tennessee	Feb. 10, 1990
------------------------	---------------

**MOST FREE THROWS MADE**

1. 41 – vs. Tulane	Dec. 22, 1979
2. 38 – vs. Florida	Jan. 16, 1993
2. 37 – vs. Vanderbilt	Feb. 6, 1988
4. 36 – vs. Tennessee	Feb. 23, 1991
5. 33 – vs. Ole Miss	Jan. 14, 1984
5. 33 – vs. Loyola (Chicago)	Dec. 6, 1982
7. 32 – vs. Northwestern State	Nov. 12, 2010
7. 32 – vs. Texas A&M	Dec. 8, 1982
7. 32 – vs. Arkansas	Jan. 11, 1992
	Jan. 26, 1991

**MOST REBOUNDS**

1. 80 – vs. Montana State	Dec. 27, 1976
2. 65 – vs. Loyola Marymount	Feb. 3, 1990
3. 63 – vs. Nicholls State	Dec. 30, 1991
4. 62 – vs. Hawaii Pacific	Nov. 27, 1982
5. 61 – vs. Northern Arizona	Dec. 28, 1991
6. 60 – vs. McNeese State	Dec. 20, 1992
6. 60 – vs. Troy	Dec. 6, 1994
6. 60 – vs. Troy	Dec. 22, 1999

**ASSISTS**

1. 38 – vs. George Mason	Dec. 3, 1994
2. 33 – vs. Loyola Marymount	Feb. 3, 1990
2. 33 – vs. Georgia State	Dec. 28, 1994
4. 30 – vs. Southern	Nov. 29, 1995
4. 30 – vs. Texas A&M Corpus Christi	Dec. 14, 2002
6. 29 – vs. Northern Arizona	Dec. 28, 1991
6. 29 – vs. Troy	Dec. 6, 1994
6. 29 – vs. Grambling State	Nov. 28, 1999

**STEALS**

1. 23 – vs. Tennessee	Feb. 23, 1991
2. 20 – vs. Southeastern Louisiana	Nov. 26, 1990
2. 20 – vs. Nicholls State	Dec. 29, 1990
4. 19 – vs. Texas A&M	Jan. 23, 2013
5. 18 – vs. Marist	Nov. 25, 1988
5. 18 – vs. Central Connecticut State	Jan. 19, 1993
7. 17 – vs. Auburn	Jan. 9, 1993
7. 17 – vs. Cornell	Dec. 30, 1995
7. 17 – vs. Loyola Marymount	Dec. 20, 1990

**BLOCKS**

1. 16 – vs. Texas	Jan. 2, 1990
1. 16 – vs. Alcorn State	Nov. 20, 2008
3. 14 – vs. Alabama	March 5, 2008
3. 14 – vs. Georgia	Jan. 25, 2006
3. 14 – vs. Loyola Marymount	Feb. 3, 1990
6. 13 – vs. Houston Baptist	Dec. 28, 2012
6. 13 – vs. Tennessee	Jan. 14, 2006
6. 13 – vs. Louisiana-Lafayette	Nov. 21, 2004
6. 13 – vs. Texas A&M Corpus Christi	Dec. 14, 2002
6. 13 – vs. Auburn	March 1, 1980
6. 13 – vs. Georgia	Jan. 7, 1991



## WINS

1.	31	1980-81
2.	28	1999-00
3.	27	2008-09
3.	27	2005-06
5.	26	1985-86
5.	26	1979-80
7.	24	1986-87
8.	23	1989-90
8.	23	1978-79
10.	22	1992-93
10.	22	1969-70
10.	22	1952-53

## WINNING PCT. (MIN. 10 WINS)

1.	.938 (15-1)	1921-22
2.	.933 (14-1)	1934-35
3.	.923 (12-1)	1917-18
4.	.909 (10-1)	1916-17
4.	.909 (10-1)	1914-15
6.	.905 (19-2)	1919-20
7.	.880 (22-3)	1952-53
8.	.861 (31-5)	1980-81
9.	.857 (18-3)	1945-46
10.	.826 (19-4)	1920-21

## GAMES PLAYED

1.	39	1986-87
2.	38	1985-86
3.	36	2005-06
3.	36	1980-81
5.	35	2008-09
6.	34	2013-14
6.	34	2001-02
6.	34	1999-00
9.	33	2011-12
9.	33	1992-93

## FIELD GOALS ATT.

1.	2403	1969-70
2.	2327	1985-86
3.	2303	1988-89
4.	2261	1986-87
5.	2194	1989-90
6.	2155	1992-93
7.	2144	1980-81
8.	2093	2008-09
9.	2092	2005-06
10.	2067	2013-14

## FIELD GOALS MADE

1.	1170	1985-86
2.	1159	1969-70
3.	1116	1989-90
4.	1115	1988-89
5.	1098	1980-81
6.	1047	1986-87
7.	1019	1979-80
8.	1010	1990-91
9.	1000	1991-92
10.	972	2005-06

## 3-POINT FG ATTEMPTED

1.	675	2013-14
2.	658	2012-13
3.	624	2007-08
4.	614	1995-96
5.	572	2008-09
6.	571	2002-03
6.	571	2004-05
8.	564	1993-94
9.	561	2010-11
9.	561	2001-02

## 3-POINT FG MADE

1.	234	2012-13
2.	231	2013-14
3.	215	2002-03
4.	213	2008-09
5.	205	2004-05
6.	204	2001-02
7.	201	2007-08
8.	196	1999-00
9.	194	2000-01
9.	194	1995-96

## 3-POINT FG PCT.

1.	.401	1986-87
2.	.388	1988-89
3.	.377	2002-03
4.	.372	2008-09
5.	.368	1992-93
6.	.367	1991-92

## FIELD GOAL PCT.

1.	.521	1978-79
2.	.520	1970-71
3.	.512	1980-81
4.	.509	1989-90
4.	.509	1979-80
6.	.503	1985-86
7.	.501	1984-85
8.	.495	1990-91
9.	.490	1991-92
10.	.488	1973-74

## FREE THROWS MADE

1.	667	1969-70
2.	653	1980-81
3.	573	1990-91
4.	557	1988-89
5.	552	1999-00
6.	542	2005-06
7.	537	1985-86
8.	536	1989-90
9.	530	2008-09
10.	526	1991-92

## FREE THROWS ATT.

1.	944	1980-81
2.	917	1969-70
3.	858	1999-00
4.	840	1990-91
5.	820	1991-92
6.	804	1988-89
7.	786	2005-06
8.	782	1986-87
9.	774	1983-84
10.	759	1955-56

## FREE THROW PCT.

1.	.770	1988-89
2.	.750	1985-86
3.	.741	2007-08
4.	.737	1963-64
5.	.730	2004-05
6.	.727	1969-70
7.	.720	1972-73
8.	.716	2008-09
9.	.714	1984-85
9.	.714	1967-68

## REBOUNDS

1.	1691	1969-70
2.	1457	1989-90
3.	1447	2005-06
4.	1401	1986-87
5.	1373	1999-00
6.	1365	2008-09
7.	1334	2013-14
8.	1316	1990-91
9.	1308	1991-92
10.	1298	1985-86
10.	1298	1964-65

## REBOUND AVERAGE

1.	52.8	1969-70
2.	49.9	1964-65
3.	47.1	1962-63
4.	47.0	1963-64
4.	47.0	1961-62
6.	46.5	1954-55
7.	46.2	1977-78
8.	46.0	1970-71
8.	46.0	1968-69
10.	45.5	1989-90
10.	45.5	1976-77

## PERSONAL FOULS

1.	747	1986-87
2.	727	1980-81
3.	697	1978-79

4.	675	1977-78
5.	669	1979-80
6.	663	1982-83
7.	661	1989-90
8.	660	1969-70
9.	657	1985-86
10.	639	1973-74

## FOULED OUT

1.	37	1973-74
1.	37	1952-53
3.	33	1978-79
3.	33	1977-78
5.	32	1976-77
6.	30	1957-58
7.	29	1974-75
8.	28	1989-90
8.	28	1969-70
10.	27	1988-89
10.	27	1972-73
10.	27	1971-72

## ASSISTS

1.	616	1974-75
2.	577	1985-86
3.	566	1990-91
4.	547	2005-06
5.	538	1975-76
6.	529	2008-09
7.	527	1986-87
7.	527	1980-81
9.	526	1989-90
10.	525	1988-89

## BLOCKED SHOTS

1.	236	2005-06
2.	225	1989-90
3.	212	2008-09
4.	206	1991-92
5.	199	2013-14
6.	198	1990-91
7.	196	2007-08
8.	180	1999-00
9.	155	2006-07
10.	132	2002-03

## STEALS

1.	352	1986-87
2.	316	1990-91
2.	316	1992-93
4.	313	1999-00
5.	311	1991-92
6.	306	1985-86
7.	298	2005-06
8.	297	1980-81
9.	282	2012-13
10.	280	2001-02

## POINTS

1.	2985	1969-70
2.	2966	1988-89
3.	2921	1989-90
4.	2877	1985-86
5.	2851	1980-81
6.	2785	1986-87
7.	2713	1991-92
7.	2713	1990-91
9.	2633	2005-06
10.	2617	2008-09

## SCORING AVERAGE

1.	93.3	1969-70
2.	92.7	1988-89
3.	91.3	1989-90
4.	90.4	1990-91
5.	89.1	1968-69
6.	88.7	1967-68
7.	87.5	1991-92
8.	85.6	1970-71
9.	84.1	1977-78
10.	83.5	1974-75


**Jordan Mickey**
**POINTS**

1. 2861	1988-89
2. 2860	1969-70
3. 2679	1985-86
4. 2658	1986-87
5. 2620	1989-90
6. 2449	1980-81
7. 2433	1992-93
8. 2423	2013-14
8. 2423	1990-91
10. 2354	1991-92

**FIELD GOALS MADE**

1. 1117	1969-70
2. 1113	1985-86
3. 1096	1988-89
4. 973	1986-87
5. 971	1980-81
6. 919	1992-93
7. 918	2013-14
8. 903	1990-91
9. 901	1989-90

**FIELD GOALS ATTEMPTED**

1. 2497	1969-70
2. 2263	1988-89
3. 2257	1985-86
4. 2240	1986-87
5. 2222	1989-90
6. 2137	2005-06
7. 2129	1990-91

**FIELD GOAL PERCENTAGE**

1. .511	1981-82
2. .493	1985-86
3. .492	1966-67
4. .489	1993-94
5. .484	1974-75
5. .484	1988-89
7. .472	1984-85
8. .471	1983-84
8. .471	1980-81
10. .464	1992-93
10. .464	1982-83

**FREE THROWS MADE**

1. 626	1969-70
2. 603	1956-57
3. 569	1986-87
4. 565	1955-56
5. 561	1989-90
6. 545	2013-14
7. 533	1983-84
8. 529	1994-95

**FREE THROW ATTEMPTS**

1. 928	1969-70
2. 881	1955-56
3. 863	1956-57
4. 800	1989-90
5. 789	1954-55
6. 784	1994-95
7. 778	2013-14
8. 758	1995-96
9. 747	1983-84

**FREE THROW PERCENTAGE**

1. .744	1962-63
2. .737	1984-85
3. .733	1986-87
4. .729	1974-75
5. .725	1970-71
6. .719	1980-81
7. .714	1983-84

**3-POINT FG MADE**

1. 257	1989-90
2. 233	2005-06
3. 233	1999-00
4. 226	2001-02
5. 226	1994-95
6. 225	2004-05
7. 221	1996-97
7. 221	1995-96

**3-POINT FG ATTEMPTS**

1. 745	1999-00
2. 734	1989-90
3. 684	2001-02
4. 677	2005-06
5. 646	1995-96
6. 629	1994-95

**3-POINT FG PERCENTAGE**

1. .390	1986-87
2. .379	2004-05
3. .369	2000-01
4. .365	1996-97
5. .361	1988-89
6. .358	2013-14
7. .354	2002-03
7. .354	1990-91
9. .350	2003-04
9. .350	1989-90

**REBOUNDS**

1. 1485	1969-70
2. 1417	1986-87
3. 1346	1967-68
4. 1344	1988-89
5. 1332	1965-66

**REBOUND AVERAGE**

1. 52.5	1955-56
2. 52.2	1957-58
2. 52.2	1956-57
4. 51.7	1967-68
5. 51.2	1965-66

**PERSONAL FOULS**

1. 848	1980-81
2. 780	1986-87
3. 764	1979-80
4. 743	1999-00
5. 710	1985-86

**ASSISTS**

1. 560	1985-86
2. 545	1988-89
3. 530	1992-93
4. 499	1974-75
5. 491	1993-94

**BLOCKED SHOTS**

1. 158	1992-93
2. 150	2005-06
3. 133	2010-11
4. 132	2011-12
5. 129	2012-13
6. 126	2013-14
7. 119	1997-98
7. 119	1993-94
7. 119	1985-86
10. 118	1986-87

**STEALS**

1. 301	1996-97
2. 290	1998-99
3. 274	1989-90
4. 269	1994-95
5. 265	1999-00

**SCORING AVERAGE**

1. 89.7	1974-75
2. 89.4	1988-89
2. 89.4	1969-70
4. 87.5	1968-69
5. 86.1	1967-68
6. 81.9	1989-90
7. 81.2	1994-95
8. 81.3	1993-94

**FOULED OUT**

1. 42	1980-81
2. 38	1977-78
3. 37	1983-84
4. 35	1982-83
4. 35	1969-70



Kenny Higgs



Chris Jackson

**GAMES**

Fr.	Tasmin Mitchell (36), 2005-06
	Garrett Temple (36), 2005-06
	Ben Voogd (36), 2005-06
	Johnny Jones (36), 1980-81
	Leonard Mitchell (36), 1980-81
So.	Fess Irvin (37), 1986-87
Jr.	Bernard Woodside (39), 1986-87
Sr.	Oliver Brown (38), 1986-87
	Anthony Wilson (38), 1986-87

**FIELD GOAL ATTEMPTS**

Fr.	Chris Jackson (739), 1988-89
So.	Pete Maravich (1022), 1967-68
Jr.	Pete Maravich (976), 1968-69
Sr.	Pete Maravich (1168), 1969-70

**FIELD GOALS MADE**

Fr.	Chris Jackson (359), 1988-89
So.	Pete Maravich (432), 1967-68
Jr.	Pete Maravich (433), 1968-69
Sr.	Pete Maravich (522), 1969-70

**FIELD GOAL PERCENTAGE**

Fr.	Vernel Singleton (.571), 1988-89
So.	Rudy Macklin (.622), 1977-78
Jr.	Ralph Jukkola (.638), 1967-68
Sr.	Dave Ramsden (.675), 1968-69

**3-POINT FIELD GOALS MADE**

Fr.	Chris Jackson (84), 1988-89
So.	Chris Jackson (88), 1989-90
Jr.	Marcus Thornton (90), 2007-08
Sr.	Anthony Wilson (95), 1986-87

**3-POINT FIELD GOAL PERCENTAGE**

Fr.	Fess Irvin (.463), 1986-87
So.	Jamie Brandon (.509), 1992-93
Jr.	Landers Nolley (.421), 1994-95
Sr.	Justin Anderson (.489), 1991-92

**FREE THROW ATTEMPTS**

Fr.	Chris Jackson (200), 1988-89
So.	Pete Maravich (338), 1967-68
Jr.	Pete Maravich (378), 1968-69
Sr.	Pete Maravich (436), 1969-70

**FREE THROWS MADE**

Fr.	Chris Jackson (163), 1988-89
So.	Pete Maravich (274), 1967-68
Jr.	Pete Maravich (282), 1968-69
Sr.	Pete Maravich (337), 1969-70

**FREE THROW PERCENTAGE**

Fr.	Jordy Hultberg (.867), 1976-77
So.	Chris Jackson (.909), 1989-90
Jr.	Kenny Drost (.902), 1965-66
Sr.	Derrick Taylor (.880), 1985-86

**REBOUNDS**

Fr.	Rudy Macklin (306), 1976-77
So.	Al Sanders (474), 1969-70
Jr.	Shaquille O'Neal (421), 1991-92
Sr.	Bob Petit (432), 1953-54

**REBOUND AVERAGE**

Fr.	Rudy Macklin (11.8), 1976-77
So.	Al Sanders (14.8), 1969-70
Jr.	Al Sanders (14.8), 1970-71
Sr.	Bob Pettit (17.3), 1953-54

**ASSISTS**

Fr.	Randy Livingston (151), 1994-95
So.	Kenny Higgs (173), 1975-76
Jr.	Kenny Higgs (239), 1976-77
Sr.	Pete Maravich (192), 1969-70

**STEALS**

Fr.	Clarence Ceasar (90), 1991-92
So.	Jerry Reynolds (81), 1983-84
Jr.	Darryl Joe (93), 1986-87
Sr.	Derrick Taylor (86), 1985-86

**POINTS**

Fr.	Chris Jackson (965), 1988-89
So.	Pete Maravich (1138), 1967-68
Jr.	Pete Maravich (1148), 1968-69
Sr.	Pete Maravich (1381), 1969-70

**SCORING AVERAGE**

Fr.	Chris Jackson (30.2), 1988-89
So.	Pete Maravich (43.8), 1967-68
Jr.	Pete Maravich (44.2), 1968-69
Sr.	Pete Maravich (44.5), 1969-70

**BLOCKED SHOTS**

Fr.	Shaquille O'Neal (115), 1989-90
So.	Shaquille O'Neal (140), 1990-91
Jr.	Shaquille O'Neal (157), 1991-92
Sr.	Chris Johnson (95), 2008-09

**SCORING LEADERS**

YEAR	PLAYER	GMS.	PTS.	AVG.
1945	Clyde Lindsey	24	377	15.7
1946	Joe Bill Adcock	21	391	18.6
1947	Frank Brian	21	340	16.2
1948	Bob Meador	25	244	9.8
1949	Bob Meador	25	306	12.2
1950	Joe Dean	25	271	10.8
1951	Joe Dean	24	362	15.1
1952	Bob Pettit	24	612	25.5
1953	Bob Pettit	21	519	24.7
1954	Bob Pettit	25	785	31.4
1955	Roger Sigler	24	360	15.0
1956	Roger Sigler	20	501	25.1
1957	Roger Sigler	25	459	18.4
1958	Dom Merle	25	308	12.3
1959	Jim Crisco	25	305	12.2
1960	George Nattin	16	217	13.5
1961	George Nattin	25	413	16.5
1962	George Nattin	24	306	12.7
1963	Dick Maile	24	337	14.0
1964	Dick Maile	25	518	20.7
1965	Dick Maile	25	429	17.1
1966	Harry Heroman	26	458	17.6
1967	Kenny Drost	26	430	16.5
1968	Pete Maravich	26	1138	43.8
1969	Pete Maravich	26	1148	44.2
1970	Pete Maravich	31	1381	44.5
1971	Al Sanders	25	523	20.9
1972	Bill Newton	26	492	18.9
1973	Eddie Palubinskas	24	447	18.6
1974	Glenn Hansen	25	485	19.4
1975	Glenn Hansen	25	542	21.7
1976	Kenny Higgs	26	577	22.2
1977	Kenny Higgs	27	479	17.7
1978	Durand Macklin	27	513	19.0
1979	Al Green	29	512	17.7
1980	Durand Macklin	32	563	17.6
1981	Howard Carter	36	576	16.0
1982	Howard Carter	28	467	16.7
1983	Howard Carter	32	564	17.6
1984	Jerry Reynolds	29	411	14.2
1985	Nikita Wilson	29	436	15.0
1986	John Williams	37	658	17.8
1987	Anthony Wilson	38	632	16.6
1988	Ricky Blanton	30	511	17.0
1989	Chris Jackson	32	965	30.2
1990	Chris Jackson	32	889	27.8
1991	Shaquille O'Neal	28	774	27.6
1992	Shaquille O'Neal	30	722	24.1
1993	Geert Hammink	32	488	15.2
1994	Jamie Brandon	27	445	16.5
1995	Ronnie Henderson	27	630	23.3
1996	Ronnie Henderson	23	502	21.8
1997	Duane Spencer	30	452	15.1
1998	Maurice Carter	27	388	14.4
1999	Maurice Carter	27	466	17.3
2000	Stromile Swift	34	550	16.2
2001	Ronald Dupree	29	503	17.3
2002	Ronald Dupree	34	552	16.2
2003	Ronald Dupree	32	504	15.8
2004	Jaime Lloreda	22	372	16.9
2005	Brandon Bass	30	520	17.3
2006	Glen Davis	36	669	18.6
2007	Glen Davis	29	512	17.7
2008	Marcus Thornton	31	608	19.6
2009	Marcus Thornton	35	739	21.1
2010	Tasmin Mitchell	31	521	16.8
2011	Ralston Turner	27	332	12.3
2012	Justin Hamilton	33	426	12.9
2013	Johnny O'Bryant III	29	393	13.6
2014	Johnny O'Bryant III	34	525	15.4

**3-PT FG LEADERS**

YEAR	PLAYER	NO.
1987	Anthony Wilson	95
1988	Darryl Joe	38
1989	Chris Jackson	84
1990	Chris Jackson	88
1991	Mike Hansen	58
1992	Clarence Ceasar	63
1993	Maurice Williamson	24

1994	Ronnie Henderson	72
1995	Ronnie Henderson	68
1996	Ronnie Henderson	49
1997	Terrance Simmons	21
1998	Maurice Carter	44
1999	Maurice Carter	71
2000	Torris Bright	55
2001	Collis Temple III	53
2002	Torris Bright	76
2003	Torris Bright	62
2004	Darrel Mitchell	67
2005	Darrel Mitchell	67
2006	Darrel Mitchell	82
2007	Terry Martin	52
2008	Marcus Thornton	90
2009	Marcus Thornton	78
2010	Bo Spencer	61
2011	Andre Stringer	57
2012	Ralston Turner	51
2013	Andre Stringer	67
2014	Andre Stringer	74

**REBOUND LEADERS**

YEAR	PLAYER	GMS.	REB.	AVG.
1952	Bob Pettit	24	328	13.7
1953	Bob Pettit	25	298	11.9
1954	Bob Pettit	25	432	17.3
1955	Ned Clark	24	380	15.8
1956	Roger Sigler	20	276	13.8
1957	Troy Rushing	25	258	10.3
1958	Jim Crisco	25	225	9.0
1959	Jim Crisco	25	192	7.6
1960	Tom Conklin	23	143	6.2
1961	Tom Conklin	25	227	9.0
1962	Maurice Drummond	24	301	12.5
1963	Dick Maile	24	263	10.9
1964	Dick Maile	25	263	10.5
1965	Dick Maile	25	246	9.8
	Bill Wilson	26	246	9.4
1966	Harry Heroman	26	202	7.7
1967	Ralph Jukkola	26	187	7.2
1968	Ralph Jukkola	26	226	8.6
1969	Dave Ramsden	26	281	10.8
1970	Al Sanders	32	474	14.8
1971	Al Sanders	25	369	14.7
1972	Al Sanders	26	325	12.5
1973	Collis Temple	24	160	6.9
1974	Collis Temple	26	273	10.5
1975	Glenn Hansen	26	250	10.0
1976	Ed LeBlanc	26	271	10.4
1977	Durand Macklin	26	306	11.8
1978	Durand Macklin	27	286	10.6
1979	Lionel Green	29	321	11.1
1980	Durand Macklin	32	309	9.7
1981	Durand Macklin	36	351	9.8
1982	Leonard Mitchell	27	206	7.6
1983	Leonard Mitchell	31	282	9.1
1984	Jerry Reynolds	29	239	8.2
1985	Nikita Wilson	29	201	6.9
1986	John Williams	37	313	8.5
1987	Oliver Brown	38	278	7.3
1988	Ricky Blanton	30	265	8.8
1989	Ricky Blanton	32	261	8.2
1990	Shaquille O'Neal	32	285	12.0
1991	Shaquille O'Neal	28	411	14.7
1992	Shaquille O'Neal	30	421	14.0
1993	Geert Hammink	32	325	10.2
1994	Clarence Ceasar	27	169	6.3
1995	Clarence Ceasar	22	153	7.0
1996	Roman Rubchenko	29	201	6.9
1997	Duane Spencer	30	230	7.7
1998	Cedric Carter	27	164	6.1
1999	Jabari Smith	27	262	9.7
2000	Stromile Swift	34	279	8.2
2001	Ronald Dupree	29	256	8.8
2002	Ronald Dupree	34	290	8.5
2003	Jaime Lloreda	30	269	9.0
2004	Jaime Lloreda	22	256	11.6
2005	Brandon Bass	30	272	9.1
2006	Glen Davis	36	350	9.7
2007	Glen Davis	29	303	10.4
2008	Anthony Randolph	31	263	8.5

2009	Chris Johnson	35	253	7.23
2010	Tasmin Mitchell	31	292	9.4
2011	Storm Warren	29	165	5.7
2012	Justin Hamilton	33	238	7.2
2013	Johnny O'Bryant III	29	253	8.7
2014	Johnny O'Bryant III	34	262	7.7

**ASSIST LEADERS**

YEAR	PLAYER	GMS.	ASST.	AVG.
1968	Pete Maravich	26	105	4.0
1969	Pete Maravich	26	128	4.9
1970	Pete Maravich	31	192	6.1
1971	Tommy Hess	26	130	5.0
1972	Tommy Hess	24	121	5.0
1973	Eddie Palubinskas	24	99	4.1
1974	Eddie Palubinskas	24	97	3.7
1975	Mike Darnall	20	133	6.6
1976	Kenny Higgs	26	173	6.6
1977	Kenny Higgs	27	239	8.8
1978	Ethan Martin	26	118	4.5
1979	Ethan Martin	29	156	5.3
1980	Ethan Martin	32	174	5.4
1981	Ethan Martin	34	190	5.5
1982	Derrick Taylor	28	90	3.2
1983	Johnny Jones	31	124	4.0
1984	John Tudor	29	104	3.5
1985	Jerry Reynolds	29	105	3.6
1986	Derrick Taylor	38	146	3.8
1987	Bernard Woodside	39	115	2.9
1988	Bernard Woodside	30	136	4.5
1989	Ricky Blanton	32	147	4.6
1990	Maurice Williamson	32	118	3.8
1991	T.J. Pugh	30	196	6.5
1992	Jamie Brandon	29	103	3.6
1993	Andre Owens	33	90	2.7
1994	Andre Owens	24	96	4.0
1995	Randy Livingston	16	151	9.4
1996	Gene Nabors	29	95	3.3
1997	Gene Nabors	30	72	2.4
1998	DeJuan Collins	23	79	3.4
1999	Jamaal Wolfe	24	60	2.5
2000	Torris Bright	34	147	4.3
2001	Torris Bright	29	118	4.1
2002	Torris Bright	34	129	3.8
2003	Torris Bright	32	150	4.7
2004	Xavier Whipple	29	88	3.0
2005	Tack Minor	30	137	4.6
2006	Darrel Mitchell	36	160	4.4
2007	Garrett Temple	32	138	4.3
2008	Garrett Temple	31	111	3.6
2009	Garrett Temple	35	134	3.8
2010	Chris Bass	31	97	3.1
2011	Andre Stringer	32	85	2.6
2012	Anthony Hickey	33	125	3.8
2013	Anthony Hickey	29	109	3.7
2014	Anthony Hickey	34	125	3.7

**BLOCK LEADERS**

YEAR	PLAYERS	GMS.	BLKS.	AVG.
1979	Lionel Green	29	61	2.1
1980	Durand Macklin	32	19	0.6
1981	Leonard Mitchell	36	20	0.6
1982	Leonard Mitchell	27	11	0.4
1983	Leonard Mitchell	31	31	1.0
1984	Leonard Mitchell	24	20	0.8
1985	Nikita Wilson	29	25	0.9
1986	John Williams	37	22	0.6
1987	Jose Vargas	38	44	1.2
1988	Jose Vargas	30	31	1.0
1989	Wayne Sims	32	41	1.3
1990	Shaquille O'Neal	32	115	3.6
1991	Shaquille O'Neal	28	140	5.0
1992	Shaquille O'Neal	30	157	5.2
1993	Geert Hammink	32	30	0.9
1994	Glover Jackson	23	15	0.7
1995	Misha Mutavdzic	26	24	0.9
1996	Roman Rubchenko	29	18	0.6
1997	Bob Hall	23	23	1.0
1998	Cedric Carter	27	16	0.6
1999	Stromile Swift	16	35	2.2
2000	Stromile Swift	34	95	2.8
2001	Ronald Dupree	29	17	0.6

2002	Ronald Dupree	34	22	0.6
2003	Jaime Lloreida	30	61	2.0
2004	Brandon Bass	29	56	1.9
2005	Brandon Bass	30	48	1.6
2006	Tyrus Thomas	32	99	3.1
2007	Garrett Temple	32	34	1.1
2008	Chris Johnson	25	66	2.6
2009	Chris Johnson	35	95	2.7
2010	Storm Warren	31	44	1.4
2011	Malcom White	32	36	1.1
2011	Storm Warren	29	34	1.17
2012	Justin Hamilton	33	43	1.3
2013	Andrew Del Piero	31	34	1.1
2014	Jordan Mickey	34	106	3.1

**STEAL LEADERS**

YEAR	PLAYER	GMS.	STLS.	AVG.
1979	Ethan Martin	29	64	2.2
1980	Ethan Martin	32	73	2.2
1981	Ethan Martin	34	83	2.4
1982	Derrick Taylor	28	51	1.8
1983	Jerry Reynolds	32	65	2.0
1984	Jerry Reynolds	29	81	2.8
1985	Jerry Reynolds	29	48	1.6
1986	Derrick Taylor	38	84	2.2
1987	Darryl Joe	37	93	2.5
1988	Darryl Joe	30	80	2.7
1989	Chris Jackson	32	57	1.7
1990	Maurice Williamson	31	55	1.8
1991	Shawn Griggs	29	81	2.8
1992	Clarence Ceasar	31	90	2.9
1993	Clarence Ceasar	32	74	2.3
1994	Clarence Ceasar	27	80	3.0
1995	Clarence Ceasar	22	66	3.0
1996	Ronnie Henderson	23	40	1.7
1997	Gene Nabors	30	39	1.3
1998	DeJuan Collins	23	34	1.5
1999	Jabari Smith	27	32	1.2
2000	Stromile Swift	34	70	2.1
2001	Torris Bright	29	57	2.0
2002	Jermaine Williams	34	76	2.2
2003	Torris Bright	32	59	1.8
2004	Darrel Mitchell	29	50	1.7
2005	Darrel Mitchell	30	54	1.8
2006	Darrel Mitchell	36	70	1.9
2008	Marcus Thornton	31	43	1.4
2009	Garrett Temple	35	60	1.7
2010	Tasmin Mitchell	31	41	1.3
2011	Storm Warren	29	38	1.3
2012	Anthony Hickey	33	69	2.1
2013	Anthony Hickey	29	85	2.9
2014	Anthony Hickey	34	62	1.8

**FIELD GOALS MADE**

YEAR	PLAYERS	FG.
1952	Bob Pettit	247
1953	Bob Pettit	193
1954	Bob Pettit	281
1955	Roger Sigler	125
1956	Roger Sigler	175
1957	Roger Sigler	174
1958	Dom Merle	129
1959	Jim Crisco	118
1960	Dick Davies	91
1961	George Nattin	165
1962	George Nattin	122
1963	George Nattin	125
1964	Dick Maile	214
1965	Dick Maile	168
1966	Harry Heroman	166
1967	Kenny Drost	168
1968	Pete Maravich	432
1969	Pete Maravich	433
1970	Pete Maravich	522
1971	Al Sanders	209
1972	Bill Newton	210
1973	Ed Palubinskas	155
1974	Glenn Hansen	202
1975	Glenn Hansen	225
1976	Kenny Higgs	216
1977	Durand Macklin	161
1978	Durand Macklin	217
1979	DeWayne Scales	227

1980	Durand Macklin	232
1981	Howard Carter	233
1982	Howard Carter	199
1983	Howard Carter	234
1984	Jerry Reynolds	162
1985	Nikita Wilson	183
1986	John Williams	269
1987	Anthony Wilson	233
1988	Ricky Blanton	196
1989	Chris Jackson	359
1990	Chris Jackson	305
1991	Shaquille O'Neal	312
1992	Shaquille O'Neal	294
1993	Geert Hammink	190
1994	Clarence Ceasar	152
1995	Ronnie Henderson	219
1996	Ronnie Henderson	183
1997	Duane Spencer	157
1998	Maurice Carter	131
1999	Maurice Carter	159
2000	Stromile Swift	202
2001	Ronald Dupree	183
2002	Ronald Dupree	220
2003	Ronald Dupree	199
2004	Jaime Lloreida	140
2005	Brandon Bass	181
2006	Glen Davis	250
2007	Glen Davis	178
2008	Marcus Thornton	212
2009	March Thornton	256
2010	Tasmin Mitchell	196
2011	Ralston Turner	110
2012	Justin Hamilton	158
2013	Johnny O'Bryant III	153
2014	Johnny O'Bryant III	203

**FREE THROWS MADE**

YEAR	PLAYERS	FT.
1952	Bob Pettit	118
1953	Bob Pettit	133
1954	Bob Pettit	223
1955	Roger Sigler	110
1956	Roger Sigler	151
1957	Roger Sigler	111
1958	Jim Crisco	120
1959	Carey Guglielmo	74
1960	Dick Davies	66
	Joe Clune	66
1961	Ellis Cooper	98
1962	George Nattin	62
1963	Ellis Cooper	93
1964	Sam Chase	122
1965	Harry Heroman	138
1966	Harry Heroman	132
1967	Kenny Drost	94
1968	Pete Maravich	274
1969	Pete Maravich	282
1970	Pete Maravich	337
1971	Al Sanders	105
1972	Al Sanders	135
1973	Ed Palubinskas	155
1974	Ed Palubinskas	121
1975	Kenny Higgs	102
1976	Kenny Higgs	145
1977	Kenny Higgs	163
1978	Kenny Higgs	112
1979	Al Green	136
1980	Ethan Martin	108
1981	Ethan Martin	129
1982	Derrick Taylor	113
1983	Howard Carter	96
1984	Derrick Taylor	104
1985	Nikita Wilson	70
1986	John Williams	120
1987	Nikita Wilson	105
1988	Ricky Blanton	113
1989	Chris Jackson	163
1990	Chris Jackson	191
1991	Shaquille O'Neal	150
1992	Shaquille O'Neal	134
1993	Geert Hammink	108
1994	Jamie Brandon	117



**Clarence Ceasar**

1995	Ronnie Henderson	124
1996	Ronnie Henderson	87
1997	Duane Spencer	116
1998	Willie Anderson	84
1999	Jabari Smith	100
2000	Stromile Swift	127
2001	Ronald Dupree	116
2002	Ronald Dupree	81
2003	Ronald Dupree	93
2004	Brandon Bass	123
2005	Brandon Bass	146
2006	Glen Davis	163
2007	Glen Davis	139
2008	Anthony Randolph	115
2009	Marcus Thornton	149
2010	Bo Spencer	99
2011	Andre Stringer	98
2012	Justin Hamilton	107
2013	Johnny O'Bryant III	84
2014	Johnny O'Bryant III	118

**MINUTES PLAYED**

YEAR	PLAYERS	MIN.
1984	John Tudor	919
1985	John Williams	935
1986	Derrick Taylor	1342
1987	Anthony Wilson	1338
1988	Ricky Blanton	1122
1989	Ricky Blanton	1231
1990	Chris Jackson	1202
1991	T.J. Pugh	945
1992	Vernel Singleton	998
1993	Geert Hammink	970
1994	Jamie Brandon	873
1995	Ronnie Henderson	977
1996	Roman Rubchenko	740
1997	Duane Spencer	992
1998	Willie Anderson	903
1999	Maurice Carter	950
2000	Torris Bright	1137
2001	Ronald Dupree	1012
2002	Ronald Dupree	1202
2003	Ronald Dupree	1063
2004	Brandon Bass	1013
2005	Antonio Hudson	1086
2006	Darrel Mitchell	1322
2007	Garrett Temple	1099
2008	Garrett Temple	1066
2009	Tasmin Mitchell	1137
2010	Tasmin Mitchell	1157
2011	Andre Stringer	981
2012	Anthony Hickey	1030
2013	Anthony Hickey	957
2014	Jordan Mickey	1116

**FIELD GOAL PERCENTAGE (MIN. 100 ATTEMPTS)**

YEAR	NAME	FG	FGA	PCT
1948-49	Gene Murphy, F	67	161	.416
1949-50	N/A			
1950-51	N/A			
1951-52	Bob Pettit, C	247	563	.439
1952-53	N/A			
1953-54	Bob Pettit, C	281	573	.490
1954-55	Roger Sigler, F	125	340	.368
1955-56	Roger Sigler, F	175	440	.398
1956-57	Troy Rushing, F	143	358	.399
1957-58	Joe Combs, C	96	257	.374
1958-59	Phil Raisor, G	48	115	.417
1959-60	Carey Guglielmo, F	41	100	.410
1960-61	George Nattin, G	165	395	.418
1961-62	Maury Drummond, C	113	271	.416
1962-63	Maury Drummond, C	98	226	.438
1963-64	Bill Wilson, C	108	230	.469
1964-65	Bill Wilson, C	114	248	.454
1965-66	Tommy Thigpen, C	117	236	.491
1966-67	Tommy Thigpen, C	118	251	.470
1967-68	Ralph Jukkola, F	125	196	.637
1968-69	Dave Ramsden, C	112	166	.675
1969-70	Bill Newton, F	143	242	.591
1970-71	Al Sanders, C	209	355	.588
1971-72	Al Sanders, C	171	287	.596
1972-73	Collis Temple Jr., C	85	150	.567
1973-74	Collis Temple Jr., C	169	292	.579
1974-75	Floyd Bailey, C	82	151	.543
1975-76	Floyd Bailey, C	127	224	.567
1976-77	Durand Macklin, F	161	310	.519
1977-78	Durand Macklin, F	217	349	.620
1978-79	Al Green, G	188	392	.622
1979-80	Durand Macklin, F	232	383	.606
1980-81	Durand Macklin, F	223	357	.625
1981-82	Leonard Mitchell, F	160	293	.546
1982-83	Leonard Mitchell, F	186	346	.538
1983-84	Nikita Wilson, F	70	130	.538
1984-85	Nikita Wilson, F	183	313	.585
1985-86	Ricky Blanton, G/F	94	159	.591
1986-87	Jose Vargas, C	120	231	.519
1987-88	Wayne Sims, F	122	235	.519
1988-89	Vernel Singleton, F	121	212	.571
1989-90	Vernel Singleton, F	98	166	.590
1990-91	Shaquille O'Neal, C	312	497	.628
1991-92	Shaquille O'Neal, C	294	478	.615
1992-93	Geert Hammink, C	190	382	.497
1993-94	Lenear Burns, F	92	170	.541
1994-95	Misha Mutavdzic, C	75	141	.532
1995-96	Misha Mutavdzic, C	81	153	.529
1996-97	Duane Spencer, F	158	324	.488
1997-98	Cedric Carter, F	86	153	.562
1998-99	Jabari Smith, C	115	227	.507
1999-00	Stromile Swift, G	208	342	.608
2000-01	Jermaine Williams, F	76	153	.497
2001-02	Brad Bridgewater, F	104	190	.547
2002-03	Jaime Lloreda, F	144	256	.563
2003-04	Jaime Lloreda, F	140	241	.581
2004-05	Brandon Bass, F	181	319	.567
2005-06	Tyrus Thomas, F	152	250	.608
2006-07	Darnell Lazare, F	90	162	.556
2007-08	Anthony Randolph, F	102	225	.453
2008-09	Quintin Thornton, F	33	63	.532
2009-10	Storm Warren, F	141	263	.536
2010-11	Storm Warren, F	103	208	.495
2011-12	Justin Hamilton, C	158	320	.494
2012-13	Johnny O'Bryant III, F	153	319	.480
2013-14	Jordan Mickey	171	321	.533

**FREE THROW PERCENTAGE (MIN. 30 ATTEMPTS)**

YEAR	NAME	FT	FTA	PCT
1947-48	Bob Yates, G	28	42	.667
1948-49	Dick Thompson, G	57	81	.704
1949-50	Bob Boggess, G	72	93	.774
1950-51	Bob Boggess, G	32	44	.727
1951-52	Joe Dean, G	99	139	.712
1952-53	Don Sebastian, G	23	30	.767
1953-54	Benny McArdle, G	44	53	.830
1954-55	Roger Sigler, F	110	143	.769
1955-56	Don Sebastian, G	67	84	.798
1956-57	Don Merle, G	87	116	.750
1957-58	Carey Guglielmo, G	54	72	.750

1958-59	Dick Davies, G	62	82	.756
1959-60	Dick Davies, G	66	82	.805
1960-61	George Nattin, G	86	108	.796
1961-62	George Nattin, G	62	79	.784
1962-63	Howard Keene, F	66	83	.795
1963-64	Sam Chase, G	122	148	.824
1964-65	Dick Maile, F	93	115	.808
1965-66	Kenny Drost, G	74	82	.902
1966-67	Kenny Drost, G	94	114	.825
1967-68	Pete Maravich, G	274	338	.810
1968-69	Pete Maravich, G	282	378	.746
1969-70	Danny Hester, F	114	138	.826
1970-71	Jeff Taylor, G	27	33	.818
1972-73	Eddie Palubinskas, G	137	153	.895
1973-74	Eddie Palubinskas, G	121	142	.852
1974-75	Kenny Higgs, G	102	131	.779
1975-76	Kenny Higgs, G	145	191	.759
1976-77	Jordy Hultberg, G	52	60	.867
1977-78	Ethan Martin, G	66	84	.790
1978-79	Al Green, G	136	180	.756
1979-80	Willie Sims, G	67	85	.788
1980-81	Howard Carter, G/F	110	137	.803
1981-82	Derrick Taylor, G	113	153	.739
1982-83	Howard Carter, G/F	96	114	.842
1983-84	Don Redden, G/F	93	112	.830
1984-85	Don Redden, G/F	62	71	.873
1985-86	Derrick Taylor, G	81	92	.880
	Anthony Wilson, G	44	50	.880
1986-87	Anthony Wilson, G	71	87	.816
1987-88	Fess Irvin, G	36	42	.857
1988-89	Chris Jackson, G	163	200	.815
1989-90	Chris Jackson, G	191	210	.910
1990-91	Mike Hansen, G	36	42	.857
1991-92	Harold Boudreaux, F	29	37	.784
1992-93	Geert Hammink, C	108	148	.730
1993-94	Jamie Brandon, G/F	117	162	.722
1994-95	Landers Nolley, G/F	40	53	.755
1995-96	Randy Livingston, G	30	38	.790
1996-97	Maurice Carter, G	52	69	.754
1997-98	Maurice Carter, G	82	111	.739
1998-99	Jermaine Williams, F	25	32	.781
1999-00	Jermaine Williams, F	43	56	.768
2000-01	Collis Temple III, G	88	120	.733
2001-02	Jermaine Williams, F	70	82	.854
2002-03	Collis Temple III, G	55	71	.775
2003-04	Brandon Bass, F	123	157	.783
2004-05	Darrel Mitchell, G	77	91	.846
2005-06	Darrel Mitchell, G	122	161	.758
2006-07	Tasmin Mitchell, F	78	109	.750
2007-08	Garrett Temple, G	29	36	.806
2008-09	Bo Spencer, G	68	81	.840
2009-10	Eddie Ludwig, F	26	30	.867
2010-11	Andre Stringer, G	98	127	.772
2011-12	Andre Stringer, G	60	73	.822
2012-13	Andre Stringer, G	42	57	.737
2013-14	Andre Stringer, G	81	100	.810

**THREE-POINT FIELD GOALS PER GAME**

1986-87	Anthony Wilson, G	2.5
1987-88	Darryl Joe, G	1.3
1988-89	Chris Jackson, G	2.6
1989-90	Chris Jackson, G	2.8
1990-91	Mike Hansen, G	2.2
1991-92	Clarence Ceasar, F	2.0
1992-93	Mike Hansen, G	1.4
1993-94	Ronnie Henderson, G	2.7
1994-95	Ronnie Henderson, G	2.5
1995-96	Ronnie Henderson, G	2.1
1996-97	Terrance Simmons, G	0.7
1997-98	Maurice Carter, G	1.6
1998-99	Maurice Carter, G	2.6
1999-00	Torris Bright, G	1.6
2000-01	Collis Temple III, G	1.8
2001-02	Torris Bright, G	2.2
2002-03	Torris Bright, G	1.9
2003-04	Darrel Mitchell, G	2.3
2004-05	Darrel Mitchell, G	2.2
2005-06	Darrel Mitchell, G	2.3
2006-07	Terry Martin, G	2.2
2007-08	Marcus Thornton, G	3.5
2008-09	Marcus Thornton, G	2.3
2009-10	Bo Spencer, G	2.0

2010-11	Andre Stringer, G	1.8
2011-12	Ralston Turner, G	1.5
2012-13	Andre Stringer, G	2.2
2013-14	Andre Stringer, G	2.2

**THREE-POINT FIELD GOAL ACCURACY (MIN. 30 ATTEMPTS)**

1986-87	Fess Irvin, G	.463
1987-88	Darryl Joe, G	.365
1988-89	Russell Grant, G	.487
1989-90	Maurice Williamson, G	.381
1990-91	Mike Hansen, G	.377
1991-92	Justin Anderson, F	.489
1992-93	Jamie Brandon, G	.509
1993-94	Andre Owens, G	.365
1994-95	Landers Nolley, G/F	.421
1995-96	Roman Rubchenko, F	.354
1996-97	Duane Spencer, F	.488
1997-98	DeJuan Collins, G	.359
1998-99	Brian Beshara, F	.431
1999-00	Torris Bright, G	.399
2000-01	Lamont Roland, G	.406
2001-02	Torris Bright, G	.394
2002-03	Darrel Mitchell, G	.424
2003-04	Darrel Mitchell, G	.419
2004-05	Antonio Hudson, G	.395
2005-06	Darrel Mitchell, G	.394
2006-07	Terry Martin, G	.388
2007-08	Marcus Thornton, G	.421
2008-09	Bo Spencer, G	.403
2009-10	Zach Kinsley, G/F	.395
2010-11	Aaron Dotson, G	.375
2011-12	Ralston Turner, G	.372
2012-13	Andre Stringer, G	.409
2013-14	Andre Stringer, G	.402


**Marcus Thornton**



**Pete Maravich**



**Durand Macklin**



**Tasmin Mitchell**



**Howard Carter**



**Shaquille O'Neal**

**1. Pete Maravich**

**3,667 • 1967-70**

YEAR	G	FGM	FTM	TP	AVG.
67-68	26	432	274	1138	43.8
68-69	26	433	282	1148	44.2
69-70	31	522	337	1381	44.5
<b>Totals</b>	<b>83</b>	<b>1387</b>	<b>893</b>	<b>3667</b>	<b>44.2</b>

**2. Durand Macklin**

**2,080 • 1976-81**

YEAR	G	FGM	FTM	TP	AVG.
76-77	26	161	63	385	14.8
77-78	27	217	79	513	19.0
78-79*	2	19	8	46	23.0
79-80	32	232	99	563	17.6
80-81	36	223	127	573	15.9
<b>Totals</b>	<b>123</b>	<b>852</b>	<b>376</b>	<b>2080</b>	<b>16.9</b>

\*Redshirted after knee injury

**3. Tasmin Mitchell**

**1,989 • 2005-10**

YEAR	G	FGM	3FGM	FTM	TP	AVG.
05-06	36	162	38	60	412	11.4
06-07	32	173	41	78	465	14.5
07-08	3	7	0	8	22	7.3
08-09	35	224	10	111	569	16.3
09-10	31	196	32	97	521	16.8
<b>Totals</b>	<b>137</b>	<b>762</b>	<b>121</b>	<b>354</b>	<b>1989</b>	<b>14.5</b>

**4. Howard Carter**

**1,942 • 1979-83**

YEAR	G	FGM	FTM	TP	AVG.
79-80	32	140	55	335	10.5
80-81	36	233	110	576	16.0
81-82	28	199	69	467	16.7
82-83	32	234	96	564	17.6
<b>Totals</b>	<b>128</b>	<b>806</b>	<b>330</b>	<b>1942</b>	<b>15.2</b>

**5. Shaquille O'Neal**

**1,941 • 1989-92**

YEAR	G	FGM	FTM	TP	AVG.
89-90	32	180	85	445	13.9
90-91	28	312	150	774	27.6
91-92	30	294	134	722	24.1
<b>Totals</b>	<b>90</b>	<b>786</b>	<b>369</b>	<b>1941</b>	<b>21.6</b>

**6. Bob Pettit**

**1,916 • 1951-54**

YEAR	G	FGM	FTM	TP	AVG.
51-52	24	247	118	612	25.5
52-53	21	193	133	519	24.7
53-54	25	281	223	785	31.4
<b>Totals</b>	<b>70</b>	<b>721</b>	<b>474</b>	<b>1916</b>	<b>27.4</b>

**7. Kenny Higgs**

**1,896 • 1974-78**

YEAR	G	FGM	FTM	TP	AVG.
74-75	26	184	102	470	18.1
75-76	26	216	145	577	22.2
76-77	27	158	163	479	17.7
77-78	27	129	112	370	13.7
<b>Totals</b>	<b>106</b>	<b>687</b>	<b>522</b>	<b>1896</b>	<b>17.9</b>

**8. Chris Jackson**

**1,854 • 1988-90**

YEAR	G	FGM	3FGM	FTM	TP	AVG.
88-89	32	359	84	163	965	30.2
89-90	32	305	88	191	889	27.8
<b>Totals</b>	<b>64</b>	<b>664</b>	<b>172</b>	<b>354</b>	<b>1854</b>	<b>29.0</b>

**9. Ronald Dupree**

**1,726 • 1999-03**

YEAR	G	FGM	3FGM	FTM	TP	AVG.
99-00	34	63	2	39	167	4.9
00-01	29	183	21	116	503	17.3
01-02	34	220	31	81	552	16.2
02-03	32	199	13	93	504	15.8
<b>Totals</b>	<b>129</b>	<b>65</b>	<b>67</b>	<b>329</b>	<b>1726</b>	<b>13.4</b>

**10. Derrick Taylor**

**1,590 • 1981-82, 1983-86**

YEAR	G	FGM	FTM	TP	AVG.
81-82	28	151	113	415	14.8
83-84	29	142	104	388	13.4
84-85	29	108	48	264	9.1
85-86	38	221	81	523	13.8
<b>Totals</b>	<b>124</b>	<b>622</b>	<b>346</b>	<b>1590</b>	<b>12.8</b>

**11. Glen Davis**

**1,587 • 2004-2007**

YEAR	G	FGM	3FGM	FTM	TP	AVG.
04-05	30	138	3	127	406	13.5
05-06	36	250	6	163	669	18.6
06-07	29	178	17	139	512	17.7
<b>Totals</b>	<b>95</b>	<b>566</b>	<b>26</b>	<b>429</b>	<b>1587</b>	<b>16.7</b>

**12. Darrel Mitchell**

**1,569 • 2002-06**

YEAR	G	FGM	3FGM	FTM	TP	AVG.
02-03	32	71	42	41	225	7.0
03-04	29	115	67	49	346	11.9
04-05	30	125	67	77	394	13.1
05-06	36	200	82	122	604	16.8
<b>Totals</b>	<b>127</b>	<b>511</b>	<b>258</b>	<b>289</b>	<b>1569</b>	<b>12.4</b>

**13. Ronnie Henderson**

**1,561 • 1993-96**

YEAR	G	FGM	3FGM	FTM	TP	AVG.
93-94	27	144	72	69	429	15.9
94-95	27	219	68	124	630	23.3
95-96	23	183	49	87	502	21.8
<b>Totals</b>	<b>77</b>	<b>546</b>	<b>189</b>	<b>280</b>	<b>1561</b>	<b>20.3</b>

**14. Vernel Singleton**

**1,513 • 1988-92**

YEAR	G	FGM	3FGM	FTM	TP	AVG.
88-89	32	121	0	103	345	10.8
89-90	32	98	0	73	269	8.4
90-91	30	159	0	137	455	15.2
91-92	31	162	1	119	444	14.3
<b>Totals</b>	<b>125</b>	<b>540</b>	<b>1</b>	<b>432</b>	<b>1513</b>	<b>12.1</b>

**15. Leonard Mitchell**

**1,508 • 1980-84**

YEAR	G	FGM	FTM	TP	AVG.
80-81	36	170	50	390	10.8
81-82	27	160	57	377	14.0
82-83	31	186	83	455	14.7
83-84	24	114	58	286	11.9
<b>Totals</b>	<b>118</b>	<b>630</b>	<b>248</b>	<b>1508</b>	<b>12.8</b>

**16. Ricky Blanton**

**1,501 • 1984-86, 1987-89**

YEAR	G	FGM	3FGM	FTM	TP	AVG.
84-85	29	41		20	102	3.5
85-86	38	94		52	240	6.3
87-88	30	196	6	113	511	17.0
88-89	32	250	40	108	648	20.3
<b>TOTALS</b>	<b>129</b>	<b>581</b>	<b>46</b>	<b>293</b>	<b>1501</b>	<b>11.6</b>

**17. Torris Bright**

**1,463 • 1999-03**

YEAR	G	FGM	3FGM	FTM	TP	AVG.
99-00	34	112	55	60	339	10.0
00-01	29	104	44	62	314	10.8
01-02	34	150	76	78	454	13.4
02-03	32	119	62	56	356	11.1
<b>Totals</b>	<b>129</b>	<b>485</b>	<b>237</b>	<b>256</b>	<b>1463</b>	<b>11.3</b>

**18. Nikita Wilson**

**1,384 • 1983-87**

YEAR	G	FGM	FTM	TP	AVG.
83-84	28	70	27	167	6.0
84-85	29	183	70	436	15.0
85-86	18	90	56	236	13.1
86-87	35	220	105	545	15.6
<b>Totals</b>	<b>110</b>	<b>563</b>	<b>258</b>	<b>1384</b>	<b>12.6</b>

**19. Al Sanders**

**1,383 • 1969-72**

YEAR	G	FGM	FTM	TP	AVG.
69-70	32	145	93	383	12.0
70-71	25	209	105	523	20.9
71-72	26	171	135	477	18.3
<b>Totals</b>	<b>83</b>	<b>525</b>	<b>333</b>	<b>1383</b>	<b>16.7</b>

**20. Andre Stringer**

**1,365 • 2010-14**


YEAR	G	FGM	3FGM	FTM	TP	AVG.
10-11	32	101	57	98	357	11.2
11-12	28	90	44	60	284	10.1
12-13	31	107	67	42	323	10.4
13-14	34	123	74	81	401	11.8
<b>Totals</b>	<b>83</b>	<b>525</b>	<b>333</b>	<b>13</b>	<b>1365</b>	<b>10.9</b>

**21. Dewayne Scales**

**1,357 • 1977-80**

YEAR	G	FGM	FTM	TP	AVG.
77-78	26	153	27	333	12.8
78-79	26	227	50	503	19.4
79-80	32	230	61	521	16.3
<b>Totals</b>	<b>84</b>	<b>610</b>	<b>138</b>	<b>1357</b>	<b>16.2</b>





**Bob Petit**



**Kenny Higgs**



**Chris Jackson**



**Ronald Dupree**



**Derrick Taylor**

**22. Marcus Thornton**

**1,347 • 2007-09**

YEAR	G	FGM	3FG	FTM	TP	AVG.
07-08	31	212	90	94	608	19.6
08-09	35	256	78	149	739	21.1
<b>Totals</b>	<b>66</b>	<b>468</b>	<b>168</b>	<b>243</b>	<b>1347</b>	<b>20.4</b>

**23. Clarence Ceasar**

**1,343 • 1991-95**

YEAR	G	FGM	3FGM	FTM	TP	AVG.
91-92	31	130	63	32	355	11.5
92-93	32	126	38	25	315	9.8
93-94	27	152	47	44	395	14.6
94-95	22	111	27	29	278	12.6
<b>Totals</b>	<b>112</b>	<b>519</b>	<b>175</b>	<b>130</b>	<b>1343</b>	<b>12.0</b>

**24. Bill Newton**

**1,339 • 1969-72**

YEAR	G	FGM	FTM	TP	AVG.
69-70	32	143	71	357	11.2
70-71	26	205	80	490	18.8
71-72	26	210	72	492	18.9
<b>Totals</b>	<b>84</b>	<b>558</b>	<b>223</b>	<b>1339</b>	<b>15.9</b>

**25. Roger Sigler**

**1,318 • 1954-57**

YEAR	G	FGM	FTM	TP	AVG.
54-55	24	124	110	358	15.0
55-56	20	175	151	501	25.1
56-57	25	174	111	459	18.4
<b>Totals</b>	<b>69</b>	<b>473</b>	<b>372</b>	<b>1318</b>	<b>19.1</b>

**26. Maurice Carter**

**1,299 • 1995-99**

YEAR	G	FGM	3FGM	FTM	TP	AVG.
95-96	26	62	27	21	172	6.6
96-97	28	103	15	52	273	9.8
97-98	27	131	44	82	388	14.4
98-99	27	159	71	79	468	17.3
<b>TOTALS</b>	<b>108</b>	<b>455</b>	<b>157</b>	<b>232</b>	<b>1299</b>	<b>12.0</b>

**27. Dick Maile**

**1,284 • 1962-65**

YEAR	G	FGM	FTM	TP	AVG.
62-63	24	125	87	337	14.0
63-64	25	214	90	518	20.7
64-65	25	168	93	429	17.1
<b>Totals</b>	<b>74</b>	<b>507</b>	<b>270</b>	<b>1284</b>	<b>17.4</b>

**28. Ethan Martin**

**1,276 • 1977-81**

YEAR	G	FGM	FTM	TP	AVG.
77-78	26	79	66	224	8.6
78-79	29	97	87	281	9.7
79-80	32	136	108	380	11.9
80-81	34	131	129	391	11.5
<b>Totals</b>	<b>123</b>	<b>443</b>	<b>390</b>	<b>1276</b>	<b>10.4</b>

**29. Antonio Hudson**

**1,269 • 2001-05**

Year	G	FGM	3FG	FTM	TP	AVG.
01-02	34	124	43	60	351	10.3
02-03	32	86	27	40	239	7.5
03-04	28	95	40	56	286	10.2
04-05	30	138	64	53	393	13.1
<b>Totals</b>	<b>124</b>	<b>443</b>	<b>174</b>	<b>209</b>	<b>1269</b>	<b>10.2</b>

**30. Collis Temple III**

**1,173 • 1999-03**

YEAR	G	FGM	3FGM	FTM	TP	AVG.
99-00	33	37	22	35	131	4.0
00-01	29	137	53	88	415	14.3
01-02	21	92	39	58	281	13.4
02-03	32	117	57	55	346	10.8
<b>Totals</b>	<b>115</b>	<b>383</b>	<b>171</b>	<b>236</b>	<b>1173</b>	<b>10.2</b>

**31. Johnny O'Bryant III**

**1,157 • 2011-14**

YEAR	G	FGM	3FG	FTM	TP	AVG.
11-12	28	91	2	55	239	8.5
12-13	29	153	3	84	393	13.6
13-14	34	203	1	118	525	15.4
<b>Totals</b>	<b>91</b>	<b>447</b>	<b>6</b>	<b>257</b>	<b>1157</b>	<b>12.7</b>

**32. Don Redden**

**1,119 • 1982-86**

YEAR	G	FGM	FTM	TP	AVG.
82-83	8	19	19	57	7.1
83-84	28	97	93	287	10.3
84-85	29	110	62	282	9.7
85-86	38	197	99	493	13.0
<b>Totals</b>	<b>103</b>	<b>423</b>	<b>273</b>	<b>1119</b>	<b>10.9</b>

**33. Wayne Sims**

**1,107 • 1987-91**

YEAR	G	FGM	3FGM	FTM	TP	AVG.
87-88	30	122	0	45	289	9.6
88-89	32	183	1	57	424	13.3
89-90	32	108	2	31	249	7.8
90-91	23	59	4	23	145	6.3
<b>Totals</b>	<b>117</b>	<b>472</b>	<b>7</b>	<b>156</b>	<b>1107</b>	<b>9.5</b>

**34. Bob Meador**

**1,099 • 1947-51**

YEAR	G	FGM	FTM	TP	AVG.
47-48	25	84	56	244	9.8
48-49	25	124	58	306	12.2
49-50	22	106	39	251	11.4
50-51	24	128	92	298	12.4
<b>Totals</b>	<b>96</b>	<b>452</b>	<b>245</b>	<b>1099</b>	<b>11.4</b>

**35. Anthony Wilson**

**1,089 • 1983-87**

YEAR	G	FGM	3FGM	FTM	TP	AVG.
83-84	24	29		5	63	2.6
84-85	19	11		6	28	1.5
85-86	38	161		44	366	9.6
86-87	38	233	95	71	632	16.6
<b>Totals</b>	<b>119</b>	<b>434</b>	<b>95</b>	<b>126</b>	<b>1089</b>	<b>9.2</b>

**36. Joe Dean**

**1,072 • 1949-52**

YEAR	G	FGM	FTM	TP	AVG.
49-50	25	106	59	271	10.8
50-51	24	154	54	362	15.1
51-52	24	170	99	439	18.3
<b>Totals</b>	<b>73</b>	<b>430</b>	<b>212</b>	<b>1072</b>	<b>14.7</b>

**37. Jerry Reynolds**

**1,069 • 1982-85**

YEAR	G	FGM	FTM	TP	AVG.
82-83	32	126	88	340	10.6
83-84	29	162	85	409	14.2
84-85	29	128	64	320	11.0
<b>Totals</b>	<b>90</b>	<b>416</b>	<b>237</b>	<b>1069</b>	<b>11.9</b>

**38. Jordy Hultberg**

**1,067 • 1976-80**

YEAR	G	FGM	FTM	TP	AVG.
76-77	27	147	52	346	12.8
77-78	27	115	32	262	9.7
78-79	29	119	41	279	9.6
79-80	31	77	26	180	5.8
<b>Totals</b>	<b>114</b>	<b>458</b>	<b>151</b>	<b>1067</b>	<b>9.3</b>

**39. John Williams**

**1,046 • 1984-86**

YEAR	G	FGM	FTM	TP	AVG.
84-85	29	163	62	388	13.4
85-86	37	269	120	658	17.8
<b>Totals</b>	<b>66</b>	<b>432</b>	<b>182</b>	<b>1046</b>	<b>15.8</b>

**40. Glenn Hansen**

**1,027 • 1973-75**

YEAR	G	FGM	FTM	TP	AVG.
73-74	25	202	82	485	19.4
74-75	25	225	92	542	21.7
<b>Totals</b>	<b>50</b>	<b>427</b>	<b>173</b>	<b>1027</b>	<b>20.5</b>

**1. Durand Macklin****1,276 • 1976-81**

	G	REBOUNDS	AVG.
Totals	123	1276	10.4

**2. Shaquille O'Neal****1,217 • 1989-92**

	G	REBOUNDS	AVG.
Totals	90	1217	13.5

**3. Al Sanders****1,168 • 1969-72**

	G	REBOUNDS	AVG.
Totals	83	1168	14.1

**4. Bob Pettit****1,039 • 1951-54**

	G	REBOUNDS	AVG.
Totals	70	1039	14.8

**5. Ned Clark****988 • 1951-55**

YEAR	G	REBOUNDS	AVG.
Totals	98	988	10.1

**6. Tasmin Mitchell****950 • 2005-10**

	G	REBOUNDS	AVG
Totals	137	950	6.9

**7. Leonard Mitchell****922 • 1980-84**

	G	REBOUNDS	AVG.
Totals	118	922	7.8

**8. Glen Davis****916 • 2004-07**

	G	REBOUNDS	AVG.
Totals	97	916	9.4

**9. Ronald Dupree****907 • 1999-03**

	G	REBOUNDS	AVG.
Totals	129	907	7.0

**10. Lionel Green****809 • 1975-79**

	G	REBOUNDS	AVG.
Totals	107	809	7.6

**11. Bill Newton****802 • 1969-72**

	G	REBOUNDS	AVG.
Totals	84	802	9.5

**12. Vernel Singleton****784 • 1988-92**

	G	REBOUNDS	AVG.
Totals	125	784	6.3

**13. Greg Cook****780 • 1976-77, '78-81**

	G	REBOUNDS	AVG.
Totals	119	780	6.6

**14. Dick Maile****772 • 1962-65**

	G	REBOUNDS	AVG.
Totals	74	772	10.4

**15. Ricky Blanton****766 • 1984-86, '87-89**

	G	REBOUNDS	AVG.
Totals	129	766	5.9

**16. Ed LeBlanc****765 • 1972-76**

	G	REBOUNDS	AVG.
Totals	98	765	7.8

**17. Maury Drummond****736 • 1960-63**

	G	REBOUNDS	AVG.
Totals	72	736	10.2

**18. Dewayne Scales****733 • 1977-80**

	G	REBOUNDS	AVG.
Totals	84	733	8.7

**19. Roger Sigler****713 • 1953-56**

	G	REBOUNDS	AVG.
Totals	69	713	10.3

**20. Johnny O'Bryant III****702 • 2011-14**

	G	REBOUNDS	AVG.
Totals	91	702	7.7

**21. Nikita Wilson****699 • 1983-87**

	G	REBOUNDS	AVG.
Totals	110	699	6.4

**22. Clarence Ceasar****670 • 1991-95**

	G	REBOUNDS	AVG.
Totals	112	670	6.0

**23. Jerry Reynolds****613 • 1982-85**

	G	REBOUNDS	AVG.
Totals	90	613	6.8

**24. Storm Warren****608 • 2008-12**

	G	REBOUNDS	AVG.
Totals	123	608	4.9

**25. Collis Temple, Jr.****607 • 1971-74**

	G	REBOUNDS	AVG.
Totals	75	607	8.1

**26. Wayne Sims****603 • 1987-90**

	G	REBOUNDS	AVG.
Totals	117	603	5.2

**27. Ralph Jukkola****601 • 1966-69**

	G	REBOUNDS	AVG.
Totals	78	601	7.7

**28. Jose Vargas****576 • 1984-88**

	G	REBOUNDS	AVG.
Totals	130	576	4.4



Ronald Dupree

**29. Troy Rushing****560 • 1954-57**

	G	REBOUNDS	AVG.
Totals	71	560	7.9

**30. Jim Crisco****544 • 1956-59**

	G	REBOUNDS	AVG.
Totals	75	544	7.3

**31. Bill Wilson****543 • 1962-65**

	G	REBOUNDS	AVG.
Totals	62	543	8.7

**32. Danny Hester****542 • 1968-70**

	G	REBOUNDS	AVG.
Totals	54	542	10.0

**33. Geert Hamink****536 • 1988-89, '90-93**

	G	REBOUNDS	AVG.
Totals	113	536	4.7

**34. Jaime Lloreda****525 • 2002-04**

	G	REBOUNDS	AVG.
Totals	52	525	10.1

**35. Pete Maravich****513 • 1967-70**

	G	REBOUNDS	AVG.
Totals	82	513	6.2

**36. John Williams****503 • 1984-86**

	G	REBOUNDS	AVG.
Totals	66	503	7.6

**37. Garrett Temple****502 • 2005-09**

	G	REBOUNDS	VG
Totals	134	502	3.7

**38. Jabari Smith****501 • 1998-00**

	G	REBOUNDS	AVG.
Totals	61	501	8.2

## 200 Assist Club

1966-PRESENT

### 1. Kenny Higgs

YEAR	G	TOTAL	AVG.
1974-78	106	646	6.1

### 2. Ethan Martin

YEAR	G	TOTAL	AVG.
1977-81	123	638	5.2

### 3. Torris Bright

YEAR	G	TOTAL	AVG.
1999-03	129	544	4.2

### 4. Garrett Temple

YEAR	G	TOTAL	AVG.
2005-09	134	482	3.6

### 5. Pete Maravich

YEAR	G	TOTAL	AVG.
1967-70	83	425	5.1

### 6. Derrick Taylor

YEAR	G	TOTAL	AVG.
1981-82; 83-86		124	401

3.2

### 7. Darrel Mitchell

YEAR	G	TOTAL	AVG.
2002-06	127	367	2.9

### 8. Anthony Hickey

YEAR	G	TOTAL	AVG.
2011-14	96	360	3.7

### 9. Andre Stringer

YEAR	G	TOTAL	AVG.
2010-14	125	314	2.5

### 9. Ricky Blanton

YEAR	G	TOTAL	AVG.
1984-86; 87-89	129	314	2.4

### 11. Mike Darnall

YEAR	G	TOTAL	AVG.
1972-75	66	299	4.5

### 12. Tasmin Mitchell

YEAR	G	TOTAL	AVG.
2005-10	137	291	2.1

### 13. Johnny Jones

YEAR	G	TOTAL	AVG.
1980-84	121	271	2.2

### 14. Chris Bass

YEAR	G	TOTAL	AVG.
2008-12	123	267	2.2

### 15. Bernard Woodside

YEAR	G	TOTAL	AVG.
1985-88	100	266	2.7

### 16. Jordy Hultberg

YEAR	G	TOTAL	AVG.
1977-80	114	256	2.2

### 17. T. J. Pugh

YEAR	G	TOTAL	AVG.
1990-92	58	253	4.4

### 18. Tommy Hess

YEAR	G	TOTAL	AVG.
1970-72	67	251	3.7

### 19. Greg Cook

YEAR	G	TOTAL	AVG.
1976-77; 78-81	119	246	2.1

### 20. John Tudor

YEAR	G	TOTAL	AVG.
1981-84	122	241	2.0

### 21. Clarence Ceasar

YEAR	G	TOTAL	AVG.
1991-95	112	234	2.1

### 22. Jermaine Williams

YEAR	G	TOTAL	AVG.
1999-02	120	233	1.9

### 23. Chris Jackson

YEAR	G	TOTAL	AVG.
1988-90	64	232	3.6

### 24. Howard Carter

YEAR	G	TOTAL	AVG.
1979-83	128	225	1.7

### 25. Randy Livingston

YEAR	G	TOTAL	AVG.
1994-96	29	220	7.6

### 26. Don Redden

YEAR	G	TOTAL	AVG.
1982-86	103	215	2.1

### 27. Jerry Reynolds

YEAR	G	TOTAL	AVG.
1982-85	90	211	2.3

### 28. Bo Spencer

YEAR	G	TOTAL	AVG.
2007-10	93	210	2.2

### 29. Antonio Hudson

YEAR	G	TOTAL	AVG.
2001-05	124	209	1.7

### 30. Xavier Whipple

YEAR	G	TOTAL	AVG.
2001-05	98	209	2.1

## 100 Steals Club

### 1. Clarence Ceasar

YEAR	G	TOTAL	AVG.
1991-95	112	310	2.8

### 2. Ethan Martin

YEAR	G	TOTAL	AVG.
1977-81	123	279	2.3

### 3. Torris Bright

YEAR	G	TOTAL	AVG.
2000-03	129	246	1.9

### 4. Darrel Mitchell

YEAR	G	TOTAL	AVG.
2002-06	127	219	1.7

### 5. Anthony Hickey

YEAR	G	TOTAL	AVG.
2011-14	96	216	2.2

### 6. Derrick Taylor

YEAR	G	TOTAL	AVG.
1981-82; 83-86	124	207	1.7

### 7. Jerry Reynolds

YEAR	G	TOTAL	AVG.
1982-85	90	194	2.1

### 8. Garrett Temple

YEAR	G	TOTAL	AVG.
2006-09	134	191	1.4

### 9. Tasmin Mitchell

YEAR	G	TOTAL	AVG.
2005-10	137	190	

### 10. Darryl Joe

YEAR	G	TOTAL	AVG.
1986-88	67	169	2.5

### 11. Jermaine Williams

YEAR	G	TOTAL	AVG.
1988-92	120	154	1.3

### 12. Leonard Mitchell

YEAR	G	TOTAL	AVG.
1980-84	118	151	1.3

### 13. Antonio Hudson

YEAR	G	TOTAL	AVG.
2001-05	124	139	1.1

### 14. Vernel Singleton

YEAR	G	TOTAL	AVG.
1988-92	125	136	1.1

### 14. Johnny Jones

YEAR	G	TOTAL	AVG.
1980-84	121	136	1.1

### 16. Andre Stringer

YEAR	G	TOTAL	AVG.
2010-14	130	125	1.0

### 17. Brian Beshara

YEAR	G	TOTAL	AVG.
1998-01	89	126	1.4

### 18. Maurice Williamson

YEAR	G	TOTAL	AVG.
1989-93	87	121	1.3

### 19. Storm Warren

YEAR	G	TOTAL	AVG.
2008-12	123	113	0.9

### 20. Ronald Dupree

YEAR	G	TOTAL	AVG.
1999-03	129	110	0.8

### 20. Collis Temple III

YEAR	G	TOTAL	AVG.
1999-03	115	110	0.9

### 22. Jamie Brandon

YEAR	G	TOTAL	AVG.
1991-94	82	109	1.3

### 23. Shaquille O'Neal

YEAR	G	TOTAL	AVG.
1989-92	90	108	1.2

### 24. Ronnie Henderson

YEAR	G	TOTAL	AVG.
1993-96	77	104	1.3

## Games in Bold Face Mark Last Time In The Category

**60-Point Club (5 by 2 players all-time)**

69	Pete Maravich vs. Alabama	Feb. 7, 1970
66	Pete Maravich vs. Tulane	Feb. 10, 1969
<b>64</b>	<b>Pete Maravich vs. Kentucky</b>	<b>Feb. 21, 1970</b>
61	Pete Maravich vs. Vanderbilt	Dec. 11, 1969
60	Bob Pettit vs. Louisiana College	Dec. 7, 1953

**50-Point Club (30 by 4 players all-time)**

59	Pete Maravich vs. Alabama	Feb. 17, 1968
58	Pete Maravich vs. Georgia	March 8, 1969
58	Pete Maravich vs. Mississippi State	Dec. 22, 1967
57	Bob Pettit vs. Georgia	Jan. 9, 1954
55	Chris Jackson vs. Ole Miss	March 4, 1989
55	Pete Maravich vs. Mississippi State	March 2, 1970
55	Pete Maravich vs. Kentucky	Jan. 24, 1970
55	Pete Maravich vs. Alabama	Jan. 3, 1970
55	Pete Maravich vs. Mississippi State	March 3, 1969
55	Pete Maravich vs. Tulane	Dec. 14, 1968
55	Pete Maravich vs. Tulane	Feb. 21, 1968
55	Pete Maravich vs. Auburn	Jan. 3, 1968
54	Pete Maravich vs. Auburn	Feb. 15, 1969
54	Pete Maravich vs. Vanderbilt	Jan. 29, 1968
<b>53</b>	<b>Shaquille O'Neal vs. Arkansas State</b>	<b>Dec. 18, 1990</b>
53	Chris Jackson vs. Florida	Dec. 10, 1988
53	Pete Maravich vs. Ole Miss	Jan. 31, 1970
53	Pete Maravich vs. St. John's	Dec. 29, 1969
53	Pete Maravich vs. Duquesne	Dec. 30, 1968
52	Pete Maravich vs. Florida	Feb. 4, 1970
52	Pete Maravich vs. Kentucky	Jan. 25, 1969
52	Pete Maravich vs. Loyola	Dec. 2, 1968
52	Pete Maravich vs. Kentucky	Jan. 27, 1968
52	Pete Maravich vs. Tulane	Jan. 11, 1968
51	Chris Jackson vs. Texas	Jan. 2, 1990
51	Pete Maravich vs. Georgia	Feb. 12, 1968
51	Pete Maravich vs. Loyola	Dec. 9, 1967
50	Chris Jackson vs. Tennessee	Feb. 11, 1989
50	Pete Maravich vs. Southern California	Dec. 18, 1969
50	Pete Maravich vs. Florida	Feb. 12, 1969

**40-Point Club (42 by 8 players since 1967)**

49	Chris Jackson vs. Tennessee	Feb. 10, 1990
49	Pete Maravich vs. Tulane	Feb. 9, 1970
49	Pete Maravich vs. Mississippi State	Feb. 2, 1970
49	Pete Maravich vs. Clemson	Dec. 20, 1969
49	Pete Maravich vs. Ole Miss	March 1, 1969
49	Pete Maravich vs. Auburn	Feb. 7, 1968
48	Chris Jackson vs. Florida	March 1, 1989
48	Chris Jackson vs. Louisiana Tech	Dec. 6, 1988
48	Pete Maravich vs. Tampa	Dec. 2, 1967
47	Pete Maravich vs. Georgia	Dec. 21, 1968
47	Pete Maravich vs. Florida	Feb. 10, 1968
46	Chris Jackson vs. Vanderbilt	Feb. 18, 1990
46	Pete Maravich vs. Auburn	Feb. 16, 1970
46	Pete Maravich vs. Oregon State	Dec. 22, 1969
46	Pete Maravich vs. Tulane	Dec. 13, 1969
46	Pete Maravich vs. Auburn	Jan. 11, 1969
46	Pete Maravich vs. Ole Miss	Dec. 19, 1967
45	Chris Jackson vs. Georgia	Jan. 24, 1990
45	Pete Maravich vs. Loyola	Dec. 9, 1969
45	Pete Maravich vs. Kentucky	Feb. 22, 1969
45	Pete Maravich vs. Wyoming	Dec. 26, 1968
45	Pete Maravich vs. Florida	Dec. 18, 1968
44	Kenny Higgs vs. Duke	Dec. 20, 1974
44	Pete Maravich vs. Auburn	Jan. 10, 1970
44	Pete Maravich vs. Kentucky	Feb. 3, 1968
43	Shaquille O'Neal vs. Northern Arizona	Dec. 28, 1991
43	Pete Maravich vs. Oregon State	Dec. 4, 1969
42	Al Sanders vs. Auburn	Feb. 14, 1972
42	Pete Maravich vs. Alabama	Jan. 4, 1969
42	Pete Maravich vs. Vanderbilt	March 4, 1968
42	Pete Maravich vs. Florida State	Dec. 16, 1967
42	Pete Maravich vs. Wisconsin	Dec. 15, 1967
42	Pete Maravich vs. Texas	Dec. 4, 1967
<b>41</b>	<b>Tasmin Mitchell vs. Mississippi State</b>	<b>Feb. 11, 2009</b>
41	Chris Jackson vs. Kentucky	Feb. 15, 1990

41	Pete Maravich vs. Georgia	March 7, 1970
40	Ronnie Henderson vs. Alabama	Feb. 11, 1995
40	Chris Jackson vs. Mississippi State	Jan. 4, 1990
40	Durand Macklin vs. Tennessee	Jan. 15, 1977
40	Pete Maravich vs. Pittsburgh	Jan. 31, 1969
40	Pete Maravich vs. Oklahoma City	Dec. 28, 1968
40	Pete Maravich vs. Ole Miss	Feb. 24, 1968

**35-Point Club (35 by 12 players since 1967)**

39	Al Sanders vs. Loyola	Dec. 1, 1970
38	Tasmin Mitchell vs. Auburn	Jan. 20, 2010
<b>38</b>	<b>Marcus Thornton vs. Mississippi State</b>	<b>March 8, 2008</b>
38	Marcus Thornton vs. Auburn	Jan. 30, 2008
38	Shaquille O'Neal vs. Ole Miss	Feb. 20, 1991
38	Shaquille O'Neal vs. Georgia	Feb. 8, 1991
38	Chris Jackson vs. Vanderbilt	Feb. 18, 1989
38	Kenny Higgs vs. Tennessee	March 1, 1975
38	Pete Maravich vs. Vanderbilt	Feb. 14, 1970
38	Pete Maravich vs. Florida	Feb. 11, 1970
38	Pete Maravich vs. UCLA	Dec. 23, 1969
38	Pete Maravich vs. Alabama	Feb. 8, 1969
38	Pete Maravich vs. Vanderbilt	Jan. 9, 1969
38	Pete Maravich vs. Clemson	Dec. 7, 1968
37	Chris Jackson vs. Ole Miss	March 3, 1990
37	Chris Jackson vs. Southern Miss	Nov. 15, 1989
37	Chris Jackson vs. Tennessee	March 10, 1989
37	Ricky Blanton vs. Tennessee-Martin	Dec. 20, 1988
37	Bill Newton vs. Georgetown	Jan. 6, 1972
37	Al Sanders vs. Ole Miss	Jan. 30, 1971
37	Pete Maravich vs. Georgia	Feb. 18, 1970
36	Marcus Thornton vs. Georgia	March 2, 2008
36	Ronnie Henderson vs. Oklahoma State	Dec. 20, 1994
36	Ronnie Henderson vs. Kentucky	Feb. 15, 1994
36	Shaquille O'Neal vs. Indiana	March 21, 1992
36	Shaquille O'Neal vs. Alabama	Feb. 17, 1991
36	Glenn Hansen vs. Florida	Feb. 8, 1975
35	Maurice Carter vs. Arkansas	Jan. 2, 1999
35	Duane Spencer vs. Alabama	Feb. 15, 1997
35	Chris Jackson vs. UNLV	Jan. 28, 1990
35	Glenn Hansen vs. Auburn	Jan. 25, 1975
35	Glenn Hansen vs. Vanderbilt	Feb. 11, 1974
35	Bill Newton vs. Loyola	Jan. 8, 1972
35	Pete Maravich vs. Ole Miss	Feb. 28, 1970
35	Pete Maravich vs. Vanderbilt	Feb. 17, 1969

**30-Point Club (106 by 34 players since 1967)**

34	Ronnie Henderson vs. Maryland-Baltimore County	Dec. 30, 1994
34	Roman Rubchenko vs. Georgia State	Dec. 28, 1994
34	Ronnie Henderson vs. Troy State	Dec. 6, 1994
34	Roman Rubchenko vs. George Mason	Dec. 3, 1994
34	Shaquille O'Neal vs. Georgia	Jan. 7, 1991
34	Shaquille O'Neal vs. Vanderbilt	Jan. 2, 1991
34	Chris Jackson vs. Loyola Marymount	Feb. 3, 1990
34	Chris Jackson vs. Kentucky	Feb. 15, 1989
34	Chris Jackson vs. Vanderbilt	Jan. 18, 1989
34	Ricky Blanton vs. Chaminade	Dec. 29, 1988
34	DeWayne Scales vs. Montana State	Dec. 18, 1987
34	Kenny Higgs vs. Mississippi State	Jan. 2, 1978
34	Pete Maravich vs. Yale	Dec. 30, 1969
34	Pete Maravich vs. Mississippi State	Feb. 19, 1968
33	Marcus Thornton vs. Southeastern Louisiana	Jan. 3, 2009
33	Stromile Swift vs. Wyoming	Nov. 27, 1999
33	Roger Washington vs. Louisville	Dec. 7, 1996
33	Ronnie Henderson vs. Georgia	Feb. 18, 1995
33	Clarence Ceasar vs. Arkansas	March 2, 1994
33	Shaquille O'Neal vs. Tennessee	Feb. 23, 1991
33	Shaquille O'Neal vs. Kentucky	Feb. 5, 1991
33	Chris Jackson vs. Tennessee	Jan. 8, 1990
33	Chris Jackson vs. UTEP	March 17, 1989
33	Chris Jackson vs. Auburn	Jan. 7, 1989
33	Jose Vargas vs. Florida	Dec. 16, 1986
33	Howard Carter vs. Auburn	Jan. 21, 1981
33	DeWayne Scales vs. Boston	Dec. 28, 1979
33	Kenny Higgs vs. Tennessee	Jan. 26, 1976
33	Glenn Hansen vs. Tennessee	Jan. 27, 1975
33	Pete Maravich vs. Mississippi State	Feb. 3, 1969

33	Pete Maravich vs. Clemson	Jan. 24, 1968
32	Marcus Thornton vs Florida	Feb. 24, 2009
32	Marcus Thornton vs. Troy	Nov. 30, 2008
32	Darrel Mitchell vs. Ohio State	Jan. 15, 2005
32	Ronnie Henderson vs. Auburn	Feb. 25, 1995
32	Shaquille O'Neal vs. Ole Miss	Jan. 19, 1991
32	Chris Jackson vs. Kansas	Nov. 17, 1989
32	DeWayne Scales vs. Ole Miss	Feb. 21, 1980
32	Durand Macklin vs. Delaware	Dec. 29, 1979
32	Kenny Higgs vs. Kentucky	Feb. 2, 1976
32	Kenny Higgs vs. Tulane	Dec. 3, 1975
32	Glenn Hansen vs. Auburn	Feb. 24, 1975
32	Eddie Palubinskas vs. Florida	Feb. 9, 1974
32	Eddie Palubinskas vs. Memphis State	Dec. 5, 1972
32	Pete Maravich vs. Florida	Jan. 6, 1968
31	Marcus Thornton vs. Mississippi State	Jan. 21, 2009
31	Duane Spencer vs. North Carolina A&T	Nov. 30, 1996
31	Ronnie Henderson vs. Ole Miss	Feb. 3, 1996
31	Ronnie Henderson vs. Nicholls State	Jan. 23, 1996
31	Ronnie Henderson vs. Alabama	Jan. 6, 1996
31	Shaquille O'Neal vs. Mississippi State	March 7, 1992
31	Shaquille O'Neal vs. Florida	Jan. 26, 1991
31	Mike Hansen vs. Tennessee	Jan. 22, 1991
31	Chris Jackson vs. Georgia	Feb. 25, 1990
31	Maurice Williamson vs. Vanderbilt	Feb. 18, 1990
31	Ricky Blanton vs. Auburn	Jan. 7, 1989
31	Ricky Blanton vs. Southern	Dec. 5, 1987
31	Anthony Wilson vs. Georgia	March 7, 1987
31	Don Redden vs. Hawaii Pacific	Dec. 1, 1985
31	Don Redden vs. Mississippi State	Feb. 20, 1984
31	Durand Macklin vs. Lamar	March 14, 1981
31	Durand Macklin vs. Alcorn State	March 8, 1980
31	DeWayne Scales vs. Georgia	Feb. 9, 1980
31	Kenny Higgs vs. Auburn	Feb. 20, 1978
31	Glenn Hansen vs. Tennessee	March 1, 1975
31	Bill Newton vs. Kentucky	Feb. 26, 1972
31	Pete Maravich vs. Ole Miss	Feb. 1, 1969
<b>30</b>	<b>Johnny O'Bryant III at South Carolina</b>	<b>Feb. 14, 2013</b>
30	Marcus Thornton vs. Butler	March 19, 2009
30	Marcus Thornton vs. Xavier	Jan. 24, 2009
30	Tasmin Mitchell vs. South Carolina	Jan. 14, 2009
30	Brandon Bass vs. Louisiana-Lafayette	Nov. 21, 2004
30	Jaime Lloreda vs. McNeese State	Nov. 24, 2003
30	Ronald Dupree at Arkansas	Feb. 16, 2002
30	Collis Temple III at Tennessee	March 3, 2001
30	Jabari Smith vs. Alabama	Feb. 10, 1999
30	Ronnie Henderson vs. Georgia	Feb. 7, 1996
30	Ronnie Henderson vs. Auburn	Jan. 21, 1996
30	Ronnie Henderson vs. Ole Miss	Feb. 15, 1995
30	Jamie Brandon vs. Auburn	Jan. 8, 1994
30	Maurice Williamson vs. BYU	March 19, 1992
30	Shaquille O'Neal vs. Auburn	Feb. 22, 1992
30	Shaquille O'Neal vs. Tennessee	Jan. 29, 1992
30	Chris Jackson vs. Alabama	Jan. 21, 1989
30	Chris Jackson vs. Maryland	Jan. 2, 1989
30	Chris Jackson vs. Morehead State	Dec. 28, 1988
30	Ricky Blanton vs. Vanderbilt	March 11, 1988
30	Jose Vargas vs. Oklahoma	Jan. 11, 1988
30	Ricky Blanton vs. Northern Iowa	Dec. 28, 1987
30	Jose Vargas vs. Southwest Texas	Dec. 22, 1987
30	Durand Macklin vs. Vanderbilt	Jan. 30, 1980
30	Durand Macklin vs. Vanderbilt	Jan. 2, 1980
30	Al Green vs. Tulane	Dec. 9, 1978
30	Durand Macklin vs. Georgia	Feb. 4, 1978
30	Durand Macklin vs. Vanderbilt	Jan. 16, 1978
30	Kenny Higgs vs. Auburn	Feb. 26, 1977
30	Kenny Higgs vs. California	Nov. 29, 1975
30	Glenn Hansen vs. Kentucky	Jan. 5, 1974
30	Eddie Palubinskas vs. Nevada	Dec. 3, 1973
30	Al Sanders vs. Ole Miss	March 4, 1972
30	Bill Newton vs. Vanderbilt	Feb. 13, 1971
30	Al Sanders vs. Florida	Feb. 10, 1971
30	Bill Newton vs. Utah State	Dec. 27, 1970
30	Pete Maravich vs. Tennessee	Feb. 23, 1970
30	Pete Maravich vs. Alabama	Dec. 30, 1967
30	Danny Hester vs. Georgetown	March 15, 1970

### 20 Rebound Club (18 by 8 players)

32	Durand Macklin vs. Tulane	Nov. 26, 1976
26	Al Sanders vs. Mississippi State	Feb. 7, 1972
26	Al Sanders vs. Mississippi State	Feb. 1, 1971
25	Danny Hester vs. Ole Miss	Jan. 31, 1970
25	Al Sanders vs. Florida	Dec. 18, 1970
25	Bob Pettit vs. Holy Cross	Dec. 29, 1953
24	Shaquille O'Neal vs. Loyola Marymount (20 pts)	Feb. 3, 1990
23	Lionel Green vs. Vanderbilt	Feb. 5, 1979
22	Durand Macklin vs. Auburn (26 pts)	Jan. 16, 1980
21	Shaquille O'Neal vs. Kentucky	Feb. 15, 1990
<b>21</b>	<b>Jaime Lloreda vs. McNeese State</b>	<b>Nov. 24, 2003</b>
21	Shaquille O'Neal vs. Florida (31 pts)	Jan. 26, 1991
21	Lionel Green vs. Montana State	Dec. 18, 1978
20	Geert Hammink vs Campbell (20 pts)	Dec. 16, 1992
20	Shaquille O'Neal vs. Kentucky (20 pts)	Feb. 2, 1992
20	Shaquille O'Neal vs. Auburn (30 pts)	Feb. 22, 1992
20	Shaquille O'Neal vs. Nicholls (24 pts)	Dec. 29, 1990
20	Lionel Green vs. Tulane	Dec. 9, 1978

### 15 Rebound Club (102 by 29 players)

19	Anthony Randolph vs. Vanderbilt	Jan. 19, 2009
19	Misha Mutavdzic vs. McNeese State	Nov. 29, 1994
19	Shaquille O'Neal vs. North Arizona	Dec. 28, 1991
19	Shaquille O'Neal vs. Texas	Jan. 3, 1992
19	Shaquille O'Neal vs Auburn	Jan. 8, 1992
19	Shaquille O'Neal vs. Arkansas State	Dec. 18, 1990
19	Shaquille O'Neal vs. Alabama	Feb. 17, 1991
19	Shaquille O'Neal vs. Florida	Feb. 27, 1991
19	Shaquille O'Neal vs. Texas	Jan. 2, 1990
18	Tasmin Mitchell vs. Southeastern Louisiana	Dec. 14, 2009
18	Glen Davis vs. Arkansas	Feb. 10, 2007
18	Glen Davis vs. Arkansas	Jan. 19, 2005
18	Geert Hammink vs. Ole Miss	March 6, 1993
18	Shaquille O'Neal vs. Alabama	Feb. 29, 1992
18	Shaquille O'Neal vs. Alabama	Jan. 16, 1991
18	Shaquille O'Neal vs. Mississippi State	Jan. 29, 1991
18	Stanley Roberts vs. Cal State Los Angeles	Dec. 8, 1989
18	Jose Vargas vs. Florida	Dec. 16, 1986
18	Durand Macklin vs. Villanova	Dec. 28, 1976
17	Tasmin Mitchell vs. Tennessee	Feb. 4, 2010
17	Glen Davis vs. Alabama	Jan. 9, 2007
17	Brandon Bass vs. Mississippi State	Feb. 16, 2005
17	Jaime Lloreda vs. Arkansas	Feb. 7, 2004
17	Jabari Smith vs. Texas Pan-American	Nov. 16, 1998
17	Geert Hammink vs. Tennessee	Feb. 20, 1993
17	Shaquille O'Neal vs. Tennessee	Jan. 29, 1992
17	Shaquille O'Neal vs. Kentucky	Jan. 5, 1991
17	Shaquille O'Neal vs. Georgia	Feb. 8, 1991
17	Ricky Blanton vs. Vanderbilt	Feb. 8, 1988
17	Leonard Mitchell vs. Chaminade	Nov. 25, 1982
17	Lionel Green vs. Colgate	Dec. 29, 1977
17	DeWayne Scales vs. Vanderbilt	Feb. 13, 1978
17	DeWayne Scales vs. Kentucky	Feb. 11, 1978
17	Greg Cook at Pacific	Dec. 20, 1986
17	Rick Mattick vs. Vanderbilt	Feb. 21, 1977
<b>16</b>	<b>Johnny O'Bryant III at Arkansas</b>	<b>Feb. 15, 2014</b>
16	Justin Hamilton vs. Ole Miss	Jan. 7, 2012
16	Storm Warren vs. Northwestern State	Dec. 12, 2009
16	Storm Warren vs Louisiana-Lafayette	Dec. 1, 2009
16	Glen Davis vs Arkansas	Feb. 8, 2006
16	Glen Davis vs New Orleans	Dec. 13, 2005
16	Jaime Lloreda vs. South Carolina	Jan. 24, 2004
16	Jaime Lloreda vs. Southern Miss	Dec. 20, 2003
16	Ronald Dupree vs. Nicholls	Dec. 30, 2001
16	Ronald Dupree vs. Campbell	Nov. 17, 2001
16	Ronald Dupree vs. Arkansas	Jan. 26, 2000
16	Shaquille O'Neal vs. Arkansas	Jan. 11, 1992
16	Shaquille O'Neal vs. Tennessee	March 13, 1992
16	Shaquille O'Neal vs. Chapman	Dec. 7, 1990
16	Shaquille O'Neal vs. Georgia	Jan. 7, 1991
16	Shaquille O'Neal vs. Kentucky	Feb. 5, 1991
16	Shaquille O'Neal vs. Connecticut	March 14, 1991
16	Stanley Roberts vs. Texas	Jan. 2, 1990
16	Ricky Blanton vs. Southern	Dec. 4, 1987
16	Leonard Mitchell vs. Washington	Dec. 1, 1983
16	Durand Macklin vs Lamar	March 14, 1981

16	Durand Macklin vs. Mississippi State	Feb. 7, 1981
16	DeWayne Scales vs. Boston	Dec. 28, 1979
16	Durand Macklin vs. St. Francis	Nov. 24, 1978
16	Durand Macklin vs. Arkansas	Dec. 29, 1977
16	DeWayne Scales vs. Auburn	Feb. 20, 1978
16	DeWayne Scales vs. Kentucky	Jan. 14, 1978
16	Durand Macklin vs. Auburn	Jan. 29, 1977
16	Durand Macklin vs. Georgia	Jan. 17, 1977
15	Malcolm White vs. Tennessee-Martin	Nov. 18, 2010
15	Tasmin Mitchell vs. Cal State Fullerton	Dec. 2, 2008
15	Chris Johnson vs. Georgia	March 2, 2008
15	Chris Johnson vs. Ole Miss	Feb. 23, 2008
15	Glen Davis vs. Tennessee	March 8, 2007
15	Glen Davis vs. Florida	Feb. 11, 2006
15	Glen Davis vs. Kentucky	Feb. 25, 2006
15	Brandon Bass vs. Houston	Dec. 21, 2004
15	Jaime Lloreda vs. Arkansas	Jan. 6, 2004
15	Jaime Lloreda vs. South Carolina	March 14, 2003
15	Jaime Lloreda vs. Florida	Feb. 5, 2003
15	Ronald Dupree vs. Centenary	Jan. 17, 2001
15	Brian Beshara vs. Troy	Dec. 22, 1998
15	Jabari Smith vs. Alabama	Feb. 10, 1999
15	Geert Hammink vs. Mississippi State	Feb. 10, 1993
15	Jamie Brandon vs. South Carolina	Jan. 30, 1993
15	Shaquille O'Neal vs. Ole Miss	Feb. 25, 1992
15	Shaquille O'Neal vs. Florida	Feb. 5, 1992
15	Shaquille O'Neal vs. Ole Miss	Jan. 25, 1992
15	Shaquille O'Neal vs. Louisiana-Monroe	Nov. 22, 1991
15	Shaquille O'Neal vs. Southeastern Louisiana	Nov. 26, 1990
15	Stanley Roberts vs. Georgia Tech	March 17, 1990
15	Shaquille O'Neal vs. Florida	Feb. 27, 1990
15	Shaquille O'Neal vs. Vanderbilt	Feb. 18, 1990
15	Shaquille O'Neal vs. Georgia	Jan. 24, 1990
15	Shaquille O'Neal vs. Kentucky	Jan. 13, 1990
15	Vernel Singleton at Tennessee	Jan. 11, 1989
15	Nikita Wilson vs. BYU Hawaii	Dec. 31, 1986
15	Oliver Brown vs. Denison	Jan. 1, 1987
15	John Williams vs. UNC-Wilmington	Dec. 22, 1984
15	Steffond Johnson vs. Ole Miss	Feb. 12, 1984
15	Jerry Reynolds vs. Vanderbilt	Jan. 1, 1984
15	Howard Carter vs. Florida	Jan. 3, 1981
15	Durand Macklin vs. Tennessee	Feb. 21, 1981
15	Leonard Mitchell vs. Colgate	Nov. 28, 1980
15	DeWayne Scales vs. DePaul	Jan. 20, 1980
15	Lionel Green vs. Michigan State	March 16, 1979
15	Durand Macklin vs. Alabama	March 6, 1978
15	DeWayne Scales vs. Ole Miss	Feb. 25, 1978
15	DeWayne Scales vs. Tennessee	Feb. 5, 1978
15	DeWayne Scales vs. Oral Roberts	Dec. 1, 1978
15	Durand Macklin vs. Oral Roberts	Dec. 3, 1977
15	Greg Cook vs. Florida	Jan. 31, 1977
15	Greg Cook vs. Montana State	Dec. 27, 1976
15	Durand Macklin vs. Montana State	Dec. 27, 1976

**15 Assists Club (8 by 3 players)**

19	Kenny Higgs vs. Georgia	Jan. 17, 1977
18	Randy Livingston vs. George Mason	Dec. 3, 1994
18	Ethan Martin vs. Tulane	Dec. 6, 1980
18	Kenny Higgs vs. Tennessee	Jan. 15, 1977
17	Kenny Higgs vs. Mississippi State	Feb. 16, 1976
16	Kenny Higgs vs. Vanderbilt	Feb. 28, 1976
<b>15</b>	<b>Randy Livingston vs. Troy</b>	<b>Dec. 6, 1994</b>
15	Randy Livingston vs. McNeese State	Nov. 29, 1994

**10 Assists Club (37 by 17 players)**

14	Derrick Taylor vs. Kentucky	Feb. 27, 1982
13	Kenny Higgs vs. Niagara	Dec. 8, 1976
12	Torris Bright vs. McNeese State	Dec. 7, 2002
12	Randy Livingston vs. Maryland Baltimore County	Dec. 30, 1994
12	Randy Livingston vs. Georgia State	Dec. 28, 1994
12	Ethan Martin vs. Lamar	March 14, 1981
12	Ethan Martin vs. Alabama	March 6, 1978
11	Lamont Roland vs. New Orleans	Dec. 16, 2000
11	DeJuan Collins vs. New Orleans	Nov. 20, 1997
11	Randy Livingston vs. Auburn	Jan. 11, 1995
11	Randy Livingston vs. Florida	Jan. 3, 1995

11	Randy Devall vs. Louisiana-Monroe	Feb. 3, 1990
11	Don Redden vs. Florida	Jan. 23, 1985
11	Jerry Reynolds vs. UNC-Ashville	Dec. 22, 1984
11	Ethan Martin vs. DePaul	Jan. 20, 1980
11	Willie Sims vs. Auburn	Feb. 12, 1979
11	Ethan Martin vs. Army	Dec. 29, 1978
11	Ethan Martin vs. Tulane	Dec. 4, 1978
11	Kenny Higgs vs. Vanderbilt	Feb. 21, 1977
11	Kenny Higgs vs. Oklahoma City	Dec. 17, 1976
<b>10</b>	<b>Garrett Temple vs. Troy</b>	<b>Nov. 30, 2008</b>
10	Tack Minor vs. New Orleans	Nov. 24, 2004
10	Torris Bright vs. Mississippi State	Jan. 11, 2003
10	Torris Bright vs. Houston	Jan. 8, 2003
10	Torris Bright vs. Mercer	Nov. 25, 2001
10	Torris Bright vs. Alabama	Jan. 5, 2000
10	DeJuan Collins vs. Arkansas	Jan. 4, 1998
10	Randy Livingston vs. Alabama	Jan. 6, 1996
10	Maurice Williamson vs. Vanderbilt	Feb. 18, 1990
10	Dennis Brown vs. Ole Miss	Dec. 5, 1984
10	John Tudor vs. Auburn	Feb. 25, 1984
10	Ethan Martin vs. Wichita State	March 22, 1981
10	Ethan Martin vs. Kentucky	Jan. 19, 1981
10	Greg Cook vs. Kentucky	March 1, 1980
10	Ethan Martin vs. Georgia	Jan. 3, 1979
10	Ethan Martin vs. Georgia	Feb. 4, 1978
10	Ethan Martin vs. Mississippi State	Jan. 2, 1978

**20-point, 20 rebound games (since 1973-74)**

Jaime Lloreda	30-21, vs. McNeese State, 11/24/03
Geert Hammink	20-20, vs. Campbell, 12/16/92
Shaquille O'Neal	(5) Last: 30-20, vs. Auburn, 02/22/92
John Williams	20-20, vs. Florida, 03/06/86
Rudy Macklin	26-22, vs. Auburn, 01/16/80
Ed LeBlanc	20-21, vs. Tulane, 12/03/75

**20-point, 15 rebound games (since 1973-74)**

Johnny O'Bryant III	20-16, at Arkansas, 2/15/14
Justin Hamilton	23-16, vs. Ole Miss, 01/07/12
Tasmin Mitchell	24-18, vs. Southeastern Louisiana, 12/14/09
Storm Warren	21-16, vs. Northwestern State, 12/12/09
Glen Davis	(5) Last: 25-15, vs. Tennessee, 03/08/07
Brandon Davis	(2) Last: 21-17, vs. Mississippi State, 02/16/05
Jaime Lloreda	(2) Last: 21-15, vs. Florida, 03/14/03
Ronald Dupree	21-15, vs. Centenary, 01/17/01
Jabari Smith	30-15, vs. Alabama, 02/10/99
Misha Mutavdzic	25-19, vs. McNeese, 11/29/94
Jamie Brandon	21-15, vs. South Carolina, 01/30/93
Geert Hammink	(3) Last: 22-18, vs. Ole Miss, 03/06/93
Shaquille O'Neal	(24) Last: 28-18, vs. Alabama, 02/29/92
Stanley Roberts	(3) Last: 21-15, vs. Georgia Tech, 03/17/90
Ricky Blanton	(2) Last: 23-17, vs. Vanderbilt, 02/06/88
Jose Vargas	33-18, vs. Florida, 12/16/86
John Williams	(2) Last: 20-20, vs. Florida, 03/06/86
Steffond Johnson	20-15, vs. Ole Miss, 02/12/84
Leonard Mitchell	23-17, vs. Chaminade, 11/26/82
Howard Carter	25-15, vs. Florida, 01/03/81
DeWayne Scales	(2) Last: 26-15, vs. DePaul, 01/20/80
Rudy Macklin	(12) Last: 31-16, vs. Lamar, 03/14/81
Greg Cook	(2) Last: 20-18, vs. Alabama, 02/05/77
Gleenn Hansen	(5) Last: 29-17, vs. Ole Miss, 03/08/75
Collis Temple	23-16, vs. Auburn, 01/26/74

**20-point, 10-rebound games (since 1973-74)**
**2013-14**

Johnny O'Bryant III 20-16, at Alabama, 02/15/14

**2012-13**

Johnny O'Bryant III (4) Last: 24-10, vs. Alabama, 02/23/13

Shavon Coleman 25-10, vs. McNeese, 11/13/12

**2011-12**

Justin Hamilton 23-16, vs. Ole Miss, 01/07/12

**2009-10**

Tasmin Mitchell (4) Last: 26-10, vs. Mississippi State, 01/30/10

Storm Warren (2) Last: 21-16, vs. Northwestern State, 12/12/09

**2008-09**

Tasmin Mitchell (3) Last: 20-13, vs. Arkansas, 02/18/09

**2007-08**

Anthony Randolph (3) Last: 20-10, vs. South Carolina, 02/27/08

Marcus Thornton 36-10, vs. Georgia, 03/02/08

**2006-07**

Glen Davis (10) Last: 25-15, vs. Tennessee, 03/08/07

Tasmin Mitchell 23-10, vs. Texas, 12/10/06

**2005-06**

Glen Davis (10) Last: 22-13, vs. Iona, 03/15/06

Tyrus Thomas (3) Last: 21-13, vs. Texas, 03/25/06

**2004-05**

Brandon Bass (7) Last: 25-12, vs. UAB, 03/17/05

Glen Davis (2) Last: 26-18, vs. Arkansas, 01/19/05

**2003-04**

Jaime Lloreda (4) Last: 22-11, vs. UAB, 12/27/03

Brandon Bass 22-10, vs. UAB, 12/27/03

**2002-03**

Jaime Lloreda (3) Last: 21-14, vs. Purdue, 03/24/03

Ronald Dupree 25-13, vs. Arkansas, 02/22/03

**2001-02**

Collis Temple III (3) Last: 20-11, vs. Louisiana-Lafayette, 12/04/01

Ronald Dupree (3) Last: 22-13, vs. Kentucky, 02/09/02

Torris Bright 25-10, vs. Ball State, 03/19/02

**2000-01**

Ronald Dupree (5) Last: 22-10, vs. Arkansas, 03/09/01

Collis Temple III 20-10, vs. Nicholls State, 12/22/00

**1998-99**

Jabari Smith (3) Last: 30-15, vs. Alabama, 02/10/99

Brian Beshara 24-13, vs. Belmont, 12/29/98

**1996-97**

Duane Spencer (2) Last: 26-13, vs. Auburn, 02/08/97

**1995-96**

Roman Rubchenko 29-10, vs. Dayton, 11/26/95

Misha Mutavdzic 22-12, vs. Jackson State, 12/22/95

Ronnie Henderson 30-10, vs. Auburn, 01/21/96

**1994-95**

Misha Mutavdzic (2) Last: 25-19, vs. McNeese State, 11/29/94

Ronnie Henderson 34-10, vs. Troy, 12/06/94

Clarence Ceasar 20-13, vs. Vanderbilt, 01/28/95

Roman Rubchenko 20-11, vs. South Carolina, 03/01/95

**1993-94**

Clarence Ceasar (3) Last: 33-12, vs. Arkansas, 03/02/94

Jaime Brandon 21-11, vs. McNeese State, 12/16/93

**1992-93**

Geert Hammink (6) Last: 22-18, vs. Ole Miss, 03/06/93

Jaime Brandon (3) Last: 24-11, vs. Texas, 02/07/93

Sean Gipson 23-10, vs. McNeese State, 12/01/92

**1991-92**

Shaquille O'Neal (22) Last: 36-12, vs. Indiana, 03/21/92

**1990-91**

Shaquille O'Neal (19) Last: 27-16, vs. Connecticut, 03/14/91

Vernel Singleton (2) Last: 25-10, vs. Nicholls State, 12/29/90

Geert Hammink 20-10, vs. Mississippi State, 03/02/91

**1989-90**

Stanley Roberts (6) Last: 21-15, vs. Georgia Tech, 03/17/90

Shaquille O'Neal (5) Last: 20-14, vs. Ole Miss, 03/03/90

**1988-89**

Ricky Blanton (5) Last: 21-10, vs. Florida, 03/01/89

Vernel Singleton (2) Last: 21-12, vs. Georgia, 02/20/89

Wayne Sims 20-10, vs. Oral Roberts, 11/30/88

**1987-88**

Jose Vargas (5) Last: 28-10, vs. Tennessee, 02/13/88

Ricky Blanton (5) Last: 27-10, vs. Florida, 03/06/88

Wayne Sims 25-12, vs. Vanderbilt, 02/06/88

**1986-87**

Jose Vargas 33-18, vs. Florida, 12/16/86

Anthony Wilson 22-10, vs. BYU-Hawaii, 12/31/86

Bernard Woodside 26-10, vs. Denison, 01/01/87

Nikita Wilson 24-10, vs. Tennessee, 01/08/87

**1985-86**

John Williams (9) Last: 28-10, vs. Kentucky, 03/07/86

Don Redden (2) Last: 31-10, vs. Hawaii Pacific, 12/01/85

**1984-85**

John Williams (2) Last: 29-15, vs. UNC-Wilmington, 12/22/84

Nikita Wilson (3) Last: 22-10, vs. Auburn, 02/27/85

Jose Vargas 22-10, vs. Loyola (Ill.), 11/28/84

Jerry Reynolds 20-10, vs. Vanderbilt, 01/19/85

**1983-84**

Jerry Reynolds (5) Last: 21-10, vs. Florida, 02/27/84

Steffond Johnson 20-15, vs. Ole Miss, 02/12/84

**1982-83**

Leonard Mitchell (2) Last: 25-13, vs. Mississippi State, 02/21/83

Howard Carter 20-14, vs. Alabama, 02/19/83

Jerry Reynolds 20-14, vs. Loyola (Ill.), 12/06/82

**1981-82**

Derrick Taylor 23-10, vs. UCLA, 12/23/81

Tyrone Black 23-11, vs. Houston, 12/29/81

**1980-81**

Rudy Macklin (8) Last: 21-10, vs. Wichita State, 03/22/81

Howard Carter 25-15, vs. Florida, 01/03/81

Leonard Mitchell 27-12, vs. Florida, 03/03/81

**1979-80**

Rudy Macklin (6) Last: 31-19, vs. Alcorn State, 03/09/80

DeWayne Scales (6) Last: 27-11, vs. Alabama, 02/28/80

**1978-79**

DeWayne Scales (3) Last: 22-11, vs. Alabama, 01/10/79

Rudy Macklin 25-16, vs. St. Francis, 11/24/78

**1977-78**

Rudy Macklin (10) Last: 25-15, vs. Alabama, 03/06/78

**1976-77**

Rudy Macklin (6) Last: 25-14, vs. Vanderbilt, 02/21/77

Greg Cook (3) Last: 24-12, vs. Auburn, 02/26/77

**1975-76**

Floyd Bailey (4) Last: 23-13, vs. Alabama, 02/14/76

Ed LeBlanc (2) Last: 23-12, vs. Georgia, 02/21/76

**1974-75**

Glenn Hansen (7) Last: 29-17, vs. Ole Miss, 03/08/75

Ed LeBlanc (3) Last: 24-14, vs. St. Peter's, 12/27/74

Floyd Bailey 20-11, vs. Alabama, 01/18/75

**1973-74**

Glenn Hansen (6) Last: 24-14, vs. Ole Miss, 03/04/74

Collis Temple (5) Last: 20-14, vs. Tennessee, 03/02/74

# 30 Pts./20 Rebs./10 Ast. Club



Pete Maravich



Rudy Macklin



Ricky Blanton

## Most Games of 30 or More Points (Since 1967)

Pete Maravich	74
Chris Jackson	27
Shaquille O'Neal	15
Ronnie Henderson	13
Marcus Thornton	8
Kenny Higgs	7
Rudy Macklin	7
Glenn Hansen	6
Ricky Blanton	6
Al Sanders	5
DeWayne Scales	5
Bill Newton	4
Jose Vargas	3
Tasmin Mitchell	3

## Most Games 15 Rebounds or More (Since 1967)

Shaquille O'Neal	34
Duand Macklin	12
DeWayne Scales	8
Glen Davis	8
Jaime Lloreda	6
Lionel Green	5
Ronald Dupree	4
Al Sanders	3
Greg Cook	3
Leonard Mitchell	3
Tasmin Mitchell	3
Geert Hammink	3
Stanley Roberts	3

## Most Games 10 Assists or More

Ethan Martin	11
Randy Livingston	8
Kenny Higgs	7
Torris Bright	5
DeJuan Collins	2

## Most 20-point, 10 Rebound Games

Shaquille O'Neal	46
Rudy Macklin	31
Glen Davis	20
Glenn Hansen	13
John Williams	11
Johnny O'Bryant III	10
Ricky Blanton	10
Ronald Dupree	9
DeWayne Scales	9
Tasmin Mitchell	8
Brandon Bass	8
Jaime Lloreda	7
Geert Hammink	7
Jose Vargas	7
Stanley Roberts	6
Jerry Reynolds	6
Floyd Bailey	5
Ed LeBlanc	5
Collis Temple, Jr.	5
Tyrus Thomas	4
Collis Temple III	4
Clarence Ceasar	4
Jamie Brandon	4
Vernel Singleton	4
Nikita Wilson	4
Jabari Smith	3
Leonard Mitchell	3
Greg Cook	3

## Most 20 point-15 Rebound games

Shaquille O'Neal	11
Rudy Macklin	11
Glen Davis	5
Glenn Hansen	5
Stanley Roberts	3
Greg Cook	2
DeWayne Scales	2
Ricky Blanton	2
Geert Hammink	2
Brandon Bass	2

## Most 20 point-20 Rebound Games

Shaquille O'Neal	5
6 other players	1



## Team Single Game

### MOST POINTS SCORED

99 - vs. Tennessee, 03/13/92, Birmingham, Ala.  
 95 - vs. Florida, 02/28/80, Birmingham, Ala.  
 92 - vs. Vanderbilt, 03/10/06, Nashville, Tenn.  
 89 - vs. Auburn, 03/11/05, Atlanta, Ga.  
 89 - vs. Georgia, 03/07/87, Atlanta, Ga.  
 89 - vs. Ole Miss, 03/12/93, Lexington, Ky.

### MOST POINTS ALLOWED

97 - by Florida, 03/04/99, Atlanta, Ga.  
 95 - by Tennessee, 03/10/89, Knoxville, Tenn.  
 92 - by Auburn, 03/08/91, Nashville, Tenn.

### FEWEST POINTS SCORED

49 - vs. Tennessee, 03/11/10, Nashville, Tenn.  
 50 - vs. Vanderbilt, 03/10/11, Atlanta, Ga.  
 51 - vs. Kentucky, 03/09/12, New Orleans, La.  
 51 - vs. Mississippi State, 03/09/02, Atlanta, Ga.

### FEWEST POINTS ALLOWED

54 - by Arkansas, 03/08/12, New Orleans, La.  
 54 - by Mississippi State, 03/05/87, Atlanta, Ga.  
 56 - by Alabama, 03/13/14, Atlanta, Ga.  
 56 - by Arkansas, 03/13/03, New Orleans, La.

### FIELD GOAL ATTEMPTS

80 - vs. Georgia, 03/10/94, Memphis, Tenn.  
 80 - vs. Tennessee, 03/10/89, Knoxville, Tenn.  
 79 - vs. Kentucky, 03/02/79, Birmingham, Ala.

### FIELD GOALS MADE

39 - vs. Florida, 02/28/80, Birmingham, Ala.  
 33 - three occasions

### FIELD GOAL PERCENTAGE

.609 - vs. Florida, 02/28/80, Birmingham, Ala.  
 .596 - vs. Ole Miss, 03/12/93, Lexington, Ky.  
 .567 - vs. Vanderbilt, 03/10/06, Nashville, Tenn.

### FREE THROW ATTEMPTS

42 - vs. Georgia, 03/07/87, Atlanta, Ga.  
 42 - vs. Tennessee, 03/13/92, Birmingham, Ala.  
 39 - vs. Florida, 03/05/81, Birmingham, Ala.

### FREE THROWS MADE

31 - vs. Tennessee, 03/13/92, Birmingham, Ala.  
 29 - vs. Georgia, 03/07/87, Atlanta, Ga.  
 28 - vs. Vanderbilt, 03/11/88, Baton Rouge, La.

### FREE THROW PERCENTAGE

1.000 - vs. Tennessee, 03/11/83, Birmingham, Ala.  
 1.000 - vs. Kentucky, 03/07/86, Lexington, Ky.  
 .903 - vs. Vanderbilt, 03/11/88, Baton Rouge, La.

### THREE-POINT FIELD GOAL ATTEMPTS

30 - vs. Vanderbilt, 03/10/00, Atlanta, Ga.  
 29 - vs. Georgia, 03/10/94, Memphis, Tenn.  
 28 - vs. S. Carolina, 03/07/96, New Orleans, La.

### THREE-POINT FIELD GOALS MADE

10 - vs. Vanderbilt, 03/10/00, Atlanta, Ga.  
 10 - vs. Arkansas, 03/13/03, New Orleans, La.  
 9 - vs. Kentucky, 03/14/93, Lexington, Ky.  
 9 - vs. Georgia, 03/14/13, Nashville, Tenn.  
 9 - vs. Florida, 03/15/13, Nashville, Tenn.

### THREE-POINT FIELD GOAL PERCENTAGE

.800 - (4-5) vs. Mississippi State, 03/05/87, Atlanta, Ga.  
 .600 - (6-10) vs. Georgia, 03/07/87, Atlanta, Ga.  
 .583 - (7-12) vs. Georgia, 03/08/02, Atlanta, Ga.

### REBOUNDS

49 - vs. Mississippi State, 03/14/09, Tampa, Fla.  
 47 - vs. Tennessee, 03/13/92, Birmingham, Ala.  
 46 - vs. Florida, 03/06/86, Lexington, Ky.

### ASSISTS

22 - vs. Ole Miss, 03/12/93, Lexington, Ky.  
 21 - vs. Kentucky, 03/01/80, Birmingham, Ala.  
 19 - vs. Alabama, 03/13/14, Atlanta, Ga.

### PERSONAL FOULS

31 - vs. Georgia, 03/10/94, Memphis, Tenn.  
 29 - vs. Kentucky, 03/02/79, Birmingham, Ala.  
 29 - vs. Florida, 03/04/99, Atlanta, Ga.

### VICTORY MARGINS

31 - vs. Auburn, 03/11/05, Atlanta, Ga.  
 29 - vs. Arkansas, 03/13/03, New Orleans, La.  
 19 - vs. Vanderbilt, 03/10/06, Nashville, Tenn.  
 19 - vs. Ole Miss, 03/12/93, Lexington, Ky.

### DEFEAT MARGINS

24 - vs. Vanderbilt, 03/09/95, Atlanta, Ga.  
 22 - vs. Florida, 03/15/13, Nashville, Tenn.  
 22 - vs. Florida, 03/04/99, Atlanta, Ga.  
 21 - vs. Georgia, 03/06/97, Memphis, Tenn.  
 21 - vs. South Carolina, 03/12/04, Atlanta, Ga.

## Individual Single Game

### MOST POINTS

37 - Chris Jackson, vs. Tennessee, 03/10/89, Knoxville, Tenn.  
 31 - Anthony Wilson, vs. Georgia, 03/07/87, Atlanta, Ga.  
 30 - Ricky Blanton, vs. Vanderbilt, 03/11/88, Baton Rouge, La.

### FIELD GOAL ATTEMPTS

36 - Chris Jackson, vs. Tennessee, 03/10/89, Knoxville, Tenn.  
 21 - John Williams, vs. Kentucky, 03/07/86, Lexington, Ky.  
 20 - three occasions

### FIELD GOALS MADE

15 - Chris Jackson, vs. Tennessee, 03/10/89, Knoxville, Tenn.  
 13 - DeWayne Scales, vs. Kentucky, 03/01/80, Birmingham, Ala.  
 12 - John Williams, vs. Kentucky, 03/07/86, Lexington, Ky.

### FIELD GOAL PERCENTAGE (MIN 6 ATTEMPTS)

.875 - (7-8) Collis Temple III, vs. Vanderbilt, 03/10/00, Atlanta, Ga.  
 .857 - (6-7) Brad Bridgewater, vs. Georgia, 03/08/02, Atlanta, Ga.  
 .833 - (5-6) Justin Hamilton, vs. Arkansas, 03/08/12, New Orleans, La.  
 .833 - (5-6) Shawn Griggs, vs. Auburn, 03/08/91, Nashville, Tenn.  
 .833 - (5-6) Greg Cook, vs. Florida, 03/05/81, Birmingham, Ala.

### FREE THROWS ATTEMPTED

17 - Johnny O'Bryant III vs. Georgia, 03/14/13, Nashville, Tenn.  
 17 - Johnny O'Bryant III vs. Arkansas, 03/8/12, New Orleans, La.  
 17 - Glen Davis, vs. Tennessee, 03/08/07, Atlanta, Ga.  
 15 - Nikita Wilson, vs. Georgia, 03/07/87, Atlanta, Ga.  
 13 - Johnny O'Bryant III vs. Kentucky, 03/14/14, Atlanta, Ga.

### FREE THROWS MADE

14 - Nikita Wilson, vs. Georgia, 03/07/87, Atlanta, Ga.  
 13 - Glen Davis, vs. Tennessee, 03/08/07, Atlanta, Ga.  
 11 - Antonio Hudson, vs. Georgia, 03/08/02, Atlanta, Ga.

### FREE THROW PERCENTAGE (MIN. 8 ATTEMPTS)

1.000 - (10-10) Ricky Blanton, vs. Vanderbilt, 03/11/88, Baton Rouge, La.  
 .933 - (14-15) Nikita Wilson, vs. Georgia, 03/07/87, Atlanta, Ga.  
 .900 - (9-10) Duane Spencer, vs. South Carolina, 03/07/96, New Orleans, La.

### THREE-POINT FIELD GOAL ATTEMPTS

12 - Chris Jackson, vs. Tennessee, 03/10/89, Knoxville, Tenn.  
 10 - Darryl Joe, vs. Kentucky, 03/12/88, Baton Rouge, La.  
 10 - Maurice Carter, vs. South Carolina, 03/07/96, New Orleans, La.  
 10 - Marcus Thornton, vs. South Carolina, 03/13/08, Atlanta, Ga.

### THREE-POINT FIELD GOALS MADE

6 - Collis Temple III, vs. Vanderbilt, 03/10/00, Atlanta, Ga.  
 5 - Antonio Hudson, vs. Auburn, 03/11/05, Atlanta, Ga.  
 5 - Antonio Hudson, vs. South Carolina, 03/12/04, Atlanta, Ga.  
 5 - Anthony Wilson, vs. Georgia, 03/07/87, Atlanta, Ga.

### THREE-POINT FIELD GOAL PERCENTAGE (MIN. 4 MADE)

.857 - (6-7) Collis Temple III, vs. Vanderbilt, 03/10/00, Atlanta, Ga.  
 .833 - (5-6) Anthony Wilson, vs. Georgia, 03/07/87, Atlanta, Ga.  
 .800 - (4-5) Shavon Coleman, vs. Georgia, 03/14/13, Nashville, Tenn.  
 .800 - (4-5) Justin Anderson, vs. Kentucky, 03/14/92, Birmingham, Ala.

### REBOUNDS

20 - John Williams, vs. Florida, 03/06/86, Lexington, Ky.  
 16 - Geert Hammink, vs. Kentucky, 03/14/93, Lexington, Ky.  
 16 - Shaquille O'Neal, vs. Tennessee, 03/13/92, Birmingham, Ala.

### ASSISTS

10 - Greg Cook, vs. Kentucky, 03/01/80, Birmingham, Ala.  
 9 - Bernard Woodside, vs. Kentucky, 03/12/88, Baton Rouge, La.  
 7 - four occasions

### BLOCKS

7 - Shaquille O'Neal, vs. Auburn, 03/09/90, Orlando, Fla.  
 5 - Garrett Temple, vs. Tennessee, 03/08/07, Atlanta, Ga.  
 4 - Vernel Singleton, vs. Auburn, 03/09/90, Orlando, Fla.  
 4 - Jaime Lloreda, vs. Florida, 03/14/03, New Orleans, La.  
 4 - Jaime Lloreda, vs. Mississippi State, 03/15/03, New Orleans, La.

### STEALS

6 - Vernel Singleton, vs. Tennessee, 03/10/89, Knoxville, Tenn.  
 5 - Anthony Hickey, vs. Kentucky, 03/09/12, New Orleans, La.  
 5 - Jermaine Williams, vs. Vanderbilt, 03/07/02, Atlanta, Ga.  
 5 - Jamie Brandon, vs. Kentucky, 03/14/92, Birmingham, Ala.  
 5 - Darryl Joe, vs. Florida, 03/06/87, Atlanta, Ga.

## Team Single Game

**MOST POINTS**

100 - vs. Lamar, 03/14/81, Austin, Texas  
 98 - vs. Alcorn State, 03/09/80, Denton, Texas  
 96 - vs. Wichita State, 03/22/81, New Orleans, La.

**MOST POINTS ALLOWED**

94 - by Georgia Tech, 03/17/90, Knoxville, Tenn.  
 88 - three occasions

**FIELD GOAL ATTEMPTS**

78 - vs. Purdue, 03/13/86, Baton Rouge, La.  
 77 - vs. Georgia Tech, 03/17/90, Knoxville, Tenn.  
 75 - three occasions

**FIELD GOALS MADE**

45 - vs. Lamar, 03/14/81, Austin, Texas  
 41 - vs. Alcorn State, 03/09/80, Denton, Texas  
 39 - vs. Wichita State, 03/22/81, New Orleans, La.

**FIELD GOAL PERCENTAGE**

.639 (39-61) vs. Wichita State, 03/22/81, New Orleans, La.  
 .608 (45-74) vs. Lamar, 03/14/81, Austin, Texas  
 .555 (24-44) vs. Temple, 03/15/87, Rosemont, Ill.

**FREE THROW ATTEMPTS**

42 - vs. Indiana, 03/17/53, Kansas City, Mo.  
 34 - vs. Holy Cross, 03/14/53, Raleigh, N. C.  
 28 - vs. Memphis, 03/15/86, Baton Rouge, La.  
 28 - vs. UCLA, 04/01/06, Indianapolis, Ind.

**FREE THROW MADE**

23 - vs. Indiana, 03/17/53, Kansas City, Mo.  
 21 - two occasions

**FREE THROW PCT.**

.923 (12-13) - vs. Indiana, 03/21/92, Boise, Id.  
 .875 (7-8) - vs. UTEP, 03/17/89, Tucson, Ariz.  
 .833 (15-18) - vs. Washington, 03/18/53, Kansas City, Mo.

**THREE-POINT FIELD GOAL ATTEMPTS**

31 - vs. UAB, 03/17/05, Boise, Idaho  
 26 - vs. Purdue, 03/21/03, Birmingham, Ala.  
 23 - vs. Indiana, 03/21/92, Boise, Idaho

**THREE-POINT FIELD GOALS MADE**

9 - vs. Georgia Tech, 03/13/87, Rosemont, Ill.  
 7 - two occasions

**THREE-POINT FIELD GOAL PERCENTAGE**

.588 (9-17) - vs. Georgia Tech, 03/13/87, Rosemont, Ill.  
 .500 (5-10) - vs. Iona, 03/15/06, Jacksonville, Fla.  
 .500 (5-10) - vs. Temple, 03/15/87, Rosemont, Ill.  
 .500 (4-8) - vs. Villanova, 03/15/90, Knoxville, Tenn.

**REBOUNDS**

51 - vs. Georgia Tech, 03/17/90, Knoxville, Tenn.  
 47 - vs. Villanova, 03/15/90, Knoxville, Tenn.  
 45 - four occasions

**ASSISTS**

29 - vs. Lamar, 03/14/81, Austin, Texas  
 23 - vs. Georgia Tech, 03/13/87, Rosemont, Ill.  
 23 - vs. BYU, 03/19/92, Boise, Idaho

**PERSONAL FOULS**

32 - vs. Louisville, 03/16/80, Houston, Texas  
 32 - vs. Navy, 03/15/85, Dayton, Ohio  
 30 - vs. Virginia, 03/30/81, Philadelphia, Pa.

**VICTORY MARGIN**

22 - vs. Lamar, 03/14/81, Austin, Texas  
 16 - vs. Iona, 03/15/06, Jacksonville, Fla.  
 16 - vs. Arkansas, 03/20/81, New Orleans, La.  
 13 - vs. Lebanon Valley, 03/13/53, Raleigh, N.C.

**DEFEAT MARGIN**

24 - vs. Purdue, 03/21/03, Birmingham, Ala.  
 23 - vs. Navy, 03/15/85, Dayton, Ohio  
 20 - vs. Louisville, 03/16/80, Houston, Texas  
 19 - vs. Washington, 03/18/53, Kansas City

## Individual Single Game

**MOST POINTS**

36 - Bob Pettit, vs. Washington, 03/18/53, Kansas City, Mo.  
 36 - Shaquille O'Neal, vs. Indiana, 03/21/92, Boise, Idaho  
 31 - Durand Macklin, two occasions  
 30 - Marcus Thornton, vs. Butler, 03/19/98, Greensboro, N.C.

**FIELD GOAL ATTEMPTS**

22 - three occasions

**FIELD GOALS MADE**

14 - Bob Pettit, vs. Washington, 03/18/53, Kansas City, Mo.  
 13 - three occasions

**FIELD GOAL PCT. (MIN. 10 ATTEMPTS)**

.800 (8-10) - Brandon Bass, vs. UAB, 03/17/05, Boise, Idaho  
 .800 (8-10) - Jordy Hultberg, vs. Louisville, 03/16/80, Houston, Texas  
 .800 (8-10) - Nikita Wilson, vs. Temple, 03/05/87, Rosemont, Ill.

**FREE THROW ATTEMPTS**

13 - Glen Davis, vs. Duke, 03/23/06, Atlanta, Ga.  
 12 - Brandon Bass, vs. UAB, 03/17/05, Boise, Idaho  
 12 - Shaquille O'Neal vs. Indiana, 03/21/92, Boise, Idaho  
 11 - Don Redden vs. Memphis, 03/15/86, Baton Rouge, La.  
 10 - Don Redden vs. Georgia Tech, 03/20/86, Atlanta, Ga.

**FREE THROWS MADE**

12 - Shaquille O'Neal, vs. Indiana, 03/21/92, Boise, Idaho  
 9 - Brandon Bass, vs. UAB, 03/17/05, Boise, Idaho  
 9 - Bob Pettit, vs. Indiana, 03/17/53, Kansas City, Mo.  
 8 - Bob Pettit, vs. Washington, 03/18/53, Kansas City, Mo.  
 8 - Glen Davis, vs. Duke, 03/23/06, Atlanta, Ga.  
 8 - Glen Davis, vs. Iona, 03/15/06, Jacksonville, Fla.

**FREE THROW PERCENTAGE (MIN. 8 ATTEMPTS)**

1.000 (12-12) - Shaquille O'Neal, vs. Indiana, 03/21/92, Boise, Idaho  
 .875 (7-8) - Anthony Wilson, vs. Purdue, 03/13/86, Baton Rouge, La.  
 .875 (7-8) - John Williams, vs. Memphis, 03/15/86, Baton Rouge, La.  
 .875 (7-8) - Marcus Thornton, vs. Butler, 03/19/09, Greensboro, N.C.

**THREE POINT FIELD GOAL ATTEMPTS**

11 - Marcus Thornton, vs. North Carolina, 03/21/09, Greensboro, N.C.  
 10 - Antonio Hudson, vs. UAB, 03/17/05, Boise, Idaho  
 9 - Anthony Wilson, vs. DePaul, 03/20/87, vs. Indiana, 03/22/87, Cincinnati, Ohio  
 9 - Darryl Joe, vs. Georgia Tech, 03/13/87, Rosemont, Ill.

**THREE-POINT FIELD GOALS MADE**

7 - Darryl Joe, vs. Georgia Tech, 03/13/87, Rosemont, Ill.  
 5 - Marcus Thornton, vs. North Carolina, 03/21/09, Greensboro, N.C.  
 3 - Maurice Williamson twice, Anthony Wilson, Jamie Brandon, Torris Bright, Tack Minor, Darrel Mitchell once

**THREE-POINT FIELD GOAL PERCENTAGE (MIN. 5 ATTEMPTS)**

.778 (7-9) - Darryl Joe, vs. Georgia Tech, 03/13/87, Rosemont, Ill.  
 .600 (3-5) - Anthony Wilson, vs. Temple, 03/15/87, Rosemont, Ill.

**REBOUNDS**

19 - Durand Macklin, vs. Alcorn State, 03/09/80, Denton, Texas  
 16 - Durand Macklin, vs. Lamar, 03/14/81, Austin, Texas  
 16 - Lionel Green, vs. Appalachian State, 03/10/79, Bloomington, Ind.

**ASSISTS**

12 - Ethan Martin, vs. Lamar, 03/14/81, Austin, Texas  
 10 - Ethan Martin, vs. Wichita State, 03/22/81, New Orleans, La.  
 9 - Darryl Joe, vs. Georgia Tech, 03/13/87, Rosemont, Ill.

**BLOCKS**

11 - Shaquille O'Neal, vs. BYU, 03/19/92, Boise, Idaho  
 6 - Stromile Swift, vs. Southeast Missouri State, 03/16/00, Salt Lake City, Utah  
 6 - Glen Davis, vs. Iona, 03/15/06, Jacksonville, Fla.

**STEALS**

6 - Clarence Ceasar, vs. BYU, 03/19/92, Boise, Idaho  
 5 - Derrick Taylor twice, Darryl Joe once  
 4 - Marcus Thornton, vs. Butler, 03/19/09, Greensboro, N.C.

## Team Single Game

### MOST POINTS

97 - vs. Oklahoma, 03/17/70, New York City  
 94 - vs. New Orleans, 03/16/83, Baton Rouge, La.  
 79 - vs. Marquette, 03/19/70, New York City

### MOST POINTS ALLOWED

101 - by Marquette, 03/19/70, New York City  
 99 - by New Orleans, 03/16/83, Baton Rouge, La.  
 96 - by Oregon, 03/13/12, Eugene, Ore.  
 94 - by Oklahoma, 03/17/70, New York City

### FIELD GOAL ATTEMPTS

80 - vs. Tulane, 03/12/82, Baton Rouge, La.  
 74 - vs. New Orleans, 03/16/83, Baton Rouge, La.  
 66 - vs. Oklahoma, 03/17/70, New York City

### FIELD GOALS MADE

38 - vs. New Orleans, 03/16/83, Baton Rouge, La.  
 34 - vs. Oklahoma, 03/17/70, New York City  
 31 - vs. Tulane, 03/12/82, Baton Rouge, La.

### FIELD GOAL PERCENTAGE

.515 (34-66) - vs. Oklahoma, 03/17/70, New York City  
 .514 (38-74) - vs. New Orleans, 03/16/83, Baton Rouge, La.  
 .484 (30-62) - vs. Georgetown, 03/15/70, New York City

### FREE THROW ATTEMPTS

37 - vs. Georgetown, 03/15/70, New York City  
 37 - vs. Oklahoma, 03/17/70, New York City  
 36 - vs. Marquette, 03/19/70, New York City

### FREE THROWS MADE

29 - vs. Oklahoma, 03/17/70, New York City  
 27 - vs. Marquette, 03/19/70, New York City  
 23 - vs. Georgetown, 03/15/70, New York City

### FREE THROW PERCENTAGE

.846 (22-26) vs. Army, 03/20/70, New York City  
 .833 (10-12) vs. Tulane, 03/12/82, Baton Rouge, La.  
 .783 (29-37) vs. Oklahoma, 03/17/70, New York City

### THREE-POINT FIELD GOAL ATTEMPTS

23 - at SMU, 03/24/14, Dallas, Texas  
 22 - at San Francisco, 3/19/14, San Francisco, Calif.  
 21 - vs. Oklahoma, 03/17/04, Norman, Okla.

### THREE-POINT FIELD GOALS MADE

8 - at SMU, 3/24/14, Dallas, Texas  
 8 - at San Francisco, 3/19/14, San Francisco, Calif.  
 7 - vs. Oregon, 03/13/12, Eugene, Ore.  
 7 - vs. Oklahoma, 03/17/04, Norman, Okla.

### THREE-POINT FIELD GOAL PERCENTAGE

.368 (7-19) - vs. Oregon, 03/13/12, Eugene, Ore.  
 .364 (8-22) - at USF, 3/19/14, San Francisco, Calif.  
 .348 (8-23) - at SMU, 3/24/14, Dallas, Texas  
 .333 (7-21) - vs. Oklahoma, 03/17/04, Norman, Okla.

### REBOUNDS

60 - vs. Oklahoma, 03/17/70, New York City  
 56 - vs. Georgetown, 03/15/70, New York City  
 51 - vs. Army, 03/20/70, New York City

### ASSISTS

19 - vs. New Orleans, 03/16/83, Baton Rouge, La.  
 18 - vs. Oregon, 03/13/12, Eugene, Ore.  
 15 - at SMU, 3/24/14, Dallas, Texas  
 15 - vs. Ball State, 03/19/02, Baton Rouge, La.

### PERSONAL FOULS

31 - vs. Tulane, 03/12/82, Baton Rouge, La.  
 30 - vs. Marquette, 03/19/70, New York City  
 28 - vs. New Orleans, 03/16/83, Baton Rouge, La.

### VICTORY MARGIN

8 - at San Francisco, 3/19/14, San Francisco, Calif.  
 3 - vs. Oklahoma, 03/17/70, New York City  
 2 - vs. Iowa, 03/13/02, Iowa City, Iowa  
 1 - vs. Georgetown, 03/15/70, New York City

### DEFEAT MARGIN

22 - vs. Marquette, 03/19/70, New York City  
 20 - at Oregon, 03/13/12, Eugene, Ore.  
 13 - at SMU, 3/24/14, Dallas, Texas  
 11 - vs. Tulane, 03/12/82, Baton Rouge, La.

## Individual Single Game

### MOST POINTS

37 - Pete Maravich, vs. Oklahoma, 03/17/70, New York City  
 30 - Danny Hester, vs. Georgetown, 03/15/70, New York City  
 25 - Torris Bright, vs. Ball State, 03/19/02, Baton Rouge, La.

### FIELD GOAL ATTEMPTS

33 - Pete Maravich, vs. Oklahoma, 03/17/70, New York City  
 20 - Howard Carter, vs. New Orleans, 03/16/83, Baton Rouge, La.  
 18 - three times

### FIELD GOALS MADE

14 - Pete Maravich, vs. Oklahoma, 03/17/70, New York City  
 12 - Danny Hester, vs. Georgetown, 03/15/70, New York City  
 10 - Johnny Jones, vs. Tulane, 03/12/82, Baton Rouge, La.

### FREE THROW ATTEMPTS

16 - Pete Maravich, vs. Marquette, 03/19/70, New York City  
 13 - Pete Maravich, vs. Oklahoma, 03/17/70, New York City  
 12 - twice

### FREE THROWS MADE

12 - Pete Maravich, vs. Marquette, 03/19/70, New York City  
 9 - Pete Maravich, vs. Oklahoma, 03/17/70, New York City  
 9 - Justin Hamilton, vs. Oregon, 03/13/12, Eugene, Ore.  
 8 - three times

### FREE THROW PERCENTAGE (MIN. 8 ATTEMPTS)

100.0 (9-9) - Justin Hamilton, vs. Oregon, 03/13/12, Eugene, Ore.  
 100.0 (8-8) - Jermaine Williams, vs. Iowa, 03/13/02, Iowa City, Iowa  
 100.0 (8-8) - Torris Bright vs. Ball State, 03/19/02, Baton Rouge, La.

### THREE-POINT FIELD GOAL ATTEMPTS

10 - Andre Stringer, at SMU, 3/24/14, Dallas, Texas  
 9 - Torris Bright, vs. Ball State, 03/19/02, Baton Rouge, La.  
 7 - Shavon Coleman, at San Francisco, 03/19/14, San Francisco, Calif.  
 7 - Antonio Hudson, vs. Oklahoma, 03/17/04, Norman, Okla.  
 7 - Torris Bright, vs. Iowa, 03/13/02, Iowa City, Iowa

### THREE-POINT FIELD GOALS MADE

5 - Andre Stringer, at SMU, 3/24/14, Dallas, Texas  
 4 - Ralston Turner, vs. Oregon, 03/13/12, Eugene, Ore.  
 3 - Shavon Coleman, at San Francisco, 03/19/14, San Francisco, Calif.  
 3 - Tack Minor, vs. Oklahoma, 03/17/04, Norman, Okla.  
 3 - Torris Bright, vs. Iowa, 03/13/02, Iowa City, Iowa  
 3 - Torris Bright, vs. Ball State, 03/19/02, Baton Rouge, La.

### THREE-POINT FIELD GOAL PERCENTAGE (MIN. 5 ATTEMPTS)

.571 (4-7) - Ralston Turner, vs. Oregon, 03/13/12, Eugene, Ore.  
 .500 (5-10) - Andre Stringer, vs. SMU, 3/24/14, Dallas, Texas  
 .429 (3-7) - Shavon Coleman, vs. San Fran, 03/19/14, San Francisco, Calif.  
 .429 (3-7) - Torris Bright, vs. Iowa, 03/13/02, Iowa City, Iowa

### REBOUNDS

19 - Apple Sanders, vs. Oklahoma, 03/17/70, New York City  
 17 - Apple Sanders, vs. Georgetown, 03/15/70, New York City  
 14 - Bill Newton, vs. Oklahoma, 03/17/70, New York City

### ASSISTS

9 - Pete Maravich vs. Oklahoma, 03/17/70, New York City  
 8 - Jermaine Williams vs. Ball State, 03/19/02, Baton Rouge, La.  
 7 - John Tudor vs. New Orleans, 03/16/83, Baton Rouge, La.

### BLOCKS

4 - Jordan Mickey, vs. SMU, 3/24/14, Dallas, Texas  
 2 - Johnny O'Bryant III, vs. San Fran, 3/19/14, San Francisco, Calif.  
 2 - Jarell Martin, vs. San Francisco, 3/19/14, San Francisco, Calif.  
 2 - Ronald Dupree, vs. Ball State, 03/19/02, Baton Rouge, La.

### STEALS

6 - Jerry Reynolds, vs. New Orleans, 03/16/83, Baton Rouge, La.  
 6 - Johnny Jones, vs. New Orleans, 03/16/83, Baton Rouge, La.  
 4 - Shavon Coleman, at SMU, 3/24/13, Dallas, Texas  
 4 - Jermaine Williams, vs. Ball State, 03/19/02, Baton Rouge, La.

# Yearly Records/Milestones

SEASON	OVERALL			CONFERENCE			COACH
	W	L	PCT.	W	L	PCT.	
1908-09	5	2	.714	2	0	1.000	E. R. Wingard
1909-10	3	1	.750	2	0	1.000	J. W. Mayhew
1910-11	8	3	.727	0	1	.000	J. W. Mayhew
1911-12	4	6	.400	2	3	.400	F. M. Long
1912-13	2	3	.400	1	3	.250	F. M. Long
1913-14	7	5	.538	0	4	.000	Dr. C. C. Stroud
1914-15	10	1	.909	3	1	.750	Dr. C. C. Stroud
1915-16	14	10	.583	6	7	.462	Dr. C. C. Stroud
1916-17	20	2	.909	11	0	1.000	Dr. C. C. Stroud
1917-18	12	1	.923	3	0	1.000	Dr. C. C. Stroud
1918-19	1	0	1.000	0	0	.000	R. E. Edmonds
1919-20	19	2	.905	8	2	.800	Dr. C. C. Stroud
1920-21	19	4	.826	5	2	.714	Branch Bocock
1921-22	15	1	.938	3	1	.750	Tad Gormley
1922-23	10	10	.500	0	7	.000	Tad Gormley
1923-24	8	12	.400	0	7	.000	"Moon" Ducote
1924-25	10	7	.588	1	5	.167	"Gob" Wilson
1925-26	9	9	.500	4	5	.444	Harry Rabenhorst
1926-27	7	9	.438	3	5	.375	Harry Rabenhorst
1927-28	14	4	.778	8	4	.667	Harry Rabenhorst
1928-29	8	13	.381	5	10	.333	Harry Rabenhorst
1929-30	10	11	.476	6	8	.429	Harry Rabenhorst
1930-31	7	8	.467	4	5	.444	Harry Rabenhorst
1931-32	11	9	.550	9	9	.500	Harry Rabenhorst
1932-33	15	8	.652	13	7	.650	Harry Rabenhorst
1933-34	13	4	.765	13	3	.813	Harry Rabenhorst
1934-35	14	1	.933	12	0	1.000	Harry Rabenhorst
1935-36	10	10	.500	9	6	.600	Harry Rabenhorst
1936-37	13	7	.650	7	6	.539	Harry Rabenhorst
1937-38	10	10	.500	7	6	.539	Harry Rabenhorst
1938-39	13	7	.650	10	5	.667	Harry Rabenhorst
1939-40	10	8	.556	8	4	.667	Harry Rabenhorst
1940-41	9	9	.500	7	5	.583	Harry Rabenhorst
1941-42	8	7	.533	8	3	.727	Harry Rabenhorst
1942-43	18	4	.818	11	2	.846	Dale Morey
1943-44	10	15	.400	0	4	.000	Dale Morey
1944-45	15	9	.625	3	3	.500	Fatherree-Swanson
1945-46	18	3	.857	8	0	1.000	Harry Rabenhorst
1946-47	17	4	.810	9	2	.818	Harry Rabenhorst
1947-48	8	18	.308	4	10	.286	Harry Rabenhorst
1948-49	15	10	.600	7	6	.539	Harry Rabenhorst
1949-50	13	12	.520	5	8	.385	Harry Rabenhorst
1950-51	10	14	.417	6	8	.429	Harry Rabenhorst
1951-52	17	7	.708	9	5	.643	Harry Rabenhorst
1952-53	22	3	.880	13	0	1.000	Harry Rabenhorst
1953-54	20	5	.800	14	0	1.000	Harry Rabenhorst
1954-55	6	18	.250	3	11	.214	Harry Rabenhorst
1955-56	7	17	.292	5	9	.357	Harry Rabenhorst
1956-57	6	19	.240	1	13	.071	Harry Rabenhorst
1957-58	7	18	.280	3	11	.214	Jay McCreary
1958-59	10	15	.400	2	12	.142	Jay McCreary
1959-60	5	18	.217	3	11	.214	Jay McCreary
1960-61	11	14	.440	6	8	.429	Jay McCreary

SEASON	OVERALL			CONFERENCE			COACH
	W	L	PCT.	W	L	PCT.	
1961-62	13	11	.451	7	7	.500	Jay McCreary
1962-63	12	12	.500	5	9	.357	Jay McCreary
1963-64	12	13	.480	8	6	.571	Jay McCreary
1964-65	12	14	.462	7	9	.438	Jay McCreary
1965-66	6	20	.231	2	14	.125	Frank Truitt
1966-67	3	23	.115	1	17	.056	Press Maravich
1967-68	14	12	.538	8	10	.444	Press Maravich
1968-69	13	13	.500	7	11	.389	Press Maravich
1969-70	22	10	.688	13	5	.722	Press Maravich
1970-71	14	12	.538	10	8	.556	Press Maravich
1971-72	10	16	.385	6	12	.333	Press Maravich
1972-73	14	10	.583	9	9	.500	Dale Brown
1973-74	12	14	.462	6	12	.333	Dale Brown
1974-75	10	16	.385	6	12	.333	Dale Brown
1975-76	12	14	.462	5	13	.278	Dale Brown
1976-77	15	12	.556	8	10	.444	Dale Brown
1977-78	18	9	.667	12	6	.667	Dale Brown
1978-79	23	6	.793	14	4	.778	Dale Brown
1979-80	26	6	.813	14	4	.778	Dale Brown
1980-81	31	5	.861	17	1	.944	Dale Brown
1981-82	14	14	.500	11	7	.611	Dale Brown
1982-83	19	13	.594	10	8	.556	Dale Brown
1983-84	18	11	.621	11	7	.611	Dale Brown
1984-85	19	10	.655	13	5	.722	Dale Brown
1985-86	26	12	.684	9	9	.500	Dale Brown
1986-87	24	15	.615	8	10	.444	Dale Brown
1987-88	16	14	.533	10	8	.555	Dale Brown
1988-89	20	12	.625	11	7	.611	Dale Brown
1989-90	23	9	.719	12	6	.667	Dale Brown
1990-91	20	10	.667	13	5	.722	Dale Brown
1991-92	21	10	.677	12	4	.750	Dale Brown
1992-93	22	11	.667	9	7	.562	Dale Brown
1993-94	11	16	.407	5	11	.312	Dale Brown
1994-95	12	15	.444	6	10	.375	Dale Brown
1995-96	12	17	.414	4	12	.250	Dale Brown
1996-97	10	20	.333	3	13	.187	Dale Brown
1997-98	9	18	.333	2	14	.125	John Brady
1998-99	12	15	.444	4	12	.250	John Brady
1999-00	28	6	.823	12	4	.750	John Brady
2000-01	13	16	.448	2	14	.125	John Brady
2001-02	19	15	.559	6	10	.375	John Brady
2002-03	21	11	.656	8	8	.500	John Brady
2003-04	18	11	.621	8	8	.500	John Brady
2004-05	20	10	.667	12	4	.750	John Brady
2005-06	27	9	.750	14	2	.875	John Brady
2006-07	17	15	.531	5	11	.312	John Brady
2007-08	13	18	.419	6	10	.375	Brady-Pierre
2008-09	27	8	.771	13	3	.812	Trent Johnson
2009-10	11	20	.354	2	14	.125	Trent Johnson
2010-11	11	21	.344	3	13	.187	Trent Johnson
2011-12	18	15	.545	7	9	.437	Trent Johnson
2012-13	19	12	.613	9	9	.500	Johnny Jones
2013-14	20	14	.588	9	9	.500	Johnny Jones
<b>Totals</b>	<b>1465</b>	<b>1118</b>	<b>.567</b>	<b>710</b>	<b>701</b>	<b>.503</b>	

## Milestones (On Court Wins)

<b>1st win</b>	Jan. 30, 1909, vs. Dixon Academy (35-20) at Covington, La.
<b>50th win</b>	1916 vs. Ole Miss (55-29) at Baton Rouge, La.
<b>100th win</b>	Feb. 12, 1920, vs. Mercer (33-22) at Macon, Ga.
<b>200th win</b>	Jan. 14, 1929, vs. Louisiana College (32-31) at Pineville, La.
<b>300th win</b>	Jan. 8, 1938, vs. Rice (58-38) at Baton Rouge, La.
<b>400th win</b>	Feb. 1, 1946, vs. Navy (58-47) at Baton Rouge, La.
<b>500th win</b>	Jan. 19, 1953, vs. Georgia (55-50) at Athens, Ga.
<b>600th win</b>	Dec. 19, 1962, vs. Arkansas (72-70) at Little Rock, Ark.
<b>700th win</b>	Feb. 6, 1971, vs. Alabama (107-78) at Baton Rouge, La.
<b>800th win</b>	Dec. 9, 1978, vs. Tulane (98-88) at New Orleans, La.
<b>900th win</b>	Jan. 17, 1983, vs. UNC Wilmington (70-55) at Baton Rouge, La.
<b>1000th win</b>	Jan. 6, 1988, vs. Vanderbilt (51-39) at Nashville, Tenn.
<b>1100th win</b>	Dec. 16, 1992, vs. Campbell (93-71) at Baton Rouge, La.
<b>1200th win</b>	Feb. 5, 2000 vs. Alabama (93-60) at Tuscaloosa, Ala.
<b>1300th win</b>	March 2, 2005 vs. Ole Miss (58-53) at Oxford, Miss.
<b>1400th win</b>	Nov. 24, 2010 vs. Centenary (78-36) at Baton Rouge, La.

SEASON	HOME			AWAY			NEUTRAL		
	WON	LOST	PCT.	WON	LOST	PCT.	WON	LOST	PCT.
1908-09	4	0	1.000	1	2	.333	0	0	.000
1909-10	3	0	1.000	0	1	.000	0	0	.000
1910-11	3	0	1.000	5	3	.625	0	0	.000
1911-12	4	0	1.000	0	6	.000	0	0	.000
1912-13	2	1	.500	0	2	.000	0	0	.000
1913-14	4	2	.667	3	3	.500	0	0	.000
1914-15	8	1	.889	2	0	1.000	0	0	.000
1915-16	11	4	.733	3	6	.333	0	0	.000
1916-17	11	0	1.000	9	2	.818	0	0	.000
1917-18	4	0	1.000	8	1	.889	0	0	.000
1918-19	1	0	1.000	0	0	.000	0	0	.000
1919-20	10	0	1.000	9	2	.818	0	0	.000
1920-21	14	1	.933	5	3	.625	0	0	.000
1921-22	11	1	.917	4	0	1.000	0	0	.000
1922-23	9	6	.600	1	3	.250	0	1	.000
1923-24	4	6	.400	4	6	.400	0	0	.000
1924-25	7	2	.778	3	4	.428	0	1	.000
1925-26	6	4	.600	3	5	.375	0	0	.000
1926-27	6	4	.600	1	5	.167	0	0	.000
1927-28	10	0	1.000	3	3	.500	1	1	.500
1928-29	4	4	.500	4	8	.333	0	1	.000
1929-30	6	2	.750	4	8	.333	0	1	.000
1930-31	4	5	.444	3	2	.600	0	1	.000
1931-32	6	4	.600	5	4	.555	0	1	.000
1932-33	7	1	.875	6	6	.500	2	1	.667
1933-34	10	0	1.000	3	3	.500	0	1	.000
1934-35	11	0	1.000	2	1	.667	1	0	1.000
1935-36	7	3	.700	3	5	.375	0	2	.000
1936-37	9	1	.900	4	5	.444	0	1	.000
1937-38	7	7	.500	3	3	.500	0	0	.000
1938-39	6	2	.750	5	4	.555	2	1	.667
1939-40	4	5	.444	4	2	.667	2	1	.667
1940-41	4	3	.571	5	5	.500	0	1	.000
1941-42	5	4	.556	3	2	.600	0	1	.000
1942-43	5	1	.833	11	3	.785	2	0	1.000
1943-44	5	6	.455	5	9	.357	0	0	.000
1944-45	8	2	.800	6	7	.462	1	0	1.000
1945-46	9	1	.900	6	2	.750	3	0	1.000
1946-47	9	0	1.000	4	3	.571	4	1	.800
1947-48	5	6	.454	2	10	.167	1	2	.333
1948-49	7	2	.778	6	6	.500	2	2	.500
1949-50	9	3	.750	1	9	.100	3	0	1.000
1950-51	5	3	.625	3	9	.333	2	2	.500
1951-52	11	0	1.000	3	7	.300	3	0	1.000
1952-53	10	0	1.000	8	1	.889	4	2	.667
1953-54	13	1	.929	6	0	1.000	1	4	.200
1954-55	5	6	.455	1	12	.077	0	0	.000
1955-56	4	7	.364	2	9	.182	1	1	.500
1956-57	4	8	.333	1	10	.091	1	1	.500
1957-58	4	8	.333	2	8	.200	1	2	.333
1958-59	5	7	.417	2	8	.200	3	0	1.000
1959-60	4	7	.364	1	10	.091	0	1	.000
1960-61	6	3	.667	5	10	.333	0	1	.000

SEASON	HOME			AWAY			NEUTRAL		
	WON	LOST	PCT.	WON	LOST	PCT.	WON	LOST	PCT.
1961-62	8	2	.800	3	6	.333	2	3	.400
1962-63	7	3	.700	4	8	.333	1	1	.500
1963-64	8	2	.800	3	9	.250	1	2	.333
1964-65	7	4	.636	3	8	.273	2	2	.500
1965-66	3	7	.300	3	11	.214	0	2	.000
1966-67	2	10	.167	1	11	.083	0	2	.000
1967-68	9	4	.692	5	7	.416	0	1	.000
1968-69	6	5	.546	5	8	.384	2	0	1.000
1969-70	10	3	.769	9	4	.692	3	3	.500
1970-71	7	4	.636	5	7	.417	2	1	.333
1971-72	8	4	.667	2	11	.154	0	1	.000
1972-73	8	4	.667	5	6	.454	1	0	1.000
1973-74	9	5	.643	3	9	.250	0	0	.000
1974-75	6	6	.500	3	10	.231	1	0	.000
1975-76	10	6	.625	2	8	.200	0	0	.000
1976-77	11	5	.688	4	7	.364	0	0	.000
1977-78	11	4	.730	7	5	.580	0	0	.000
1978-79	13	1	.929	8	3	.727	2	2	.500
1979-80	12	2	.857	9	3	.750	5	1	.833
1980-81	15	0	1.000	10	1	.909	6	4	.600
1981-82	9	5	.642	4	7	.363	1	2	.333
1982-83	11	4	.733	7	7	.500	1	2	.333
1983-84	12	2	.857	5	7	.416	1	2	.333
1984-85	13	2	.867	6	6	.500	0	2	.000
1985-86	13	3	.813	11	8	.579	2	1	.667
1986-87	10	6	.625	5	7	.417	9	2	.818
1987-88	12	4	.750	4	8	.333	0	2	.000
1988-89	12	5	.705	6	6	.500	2	1	.667
1989-90	17	2	.895	4	5	.444	2	2	.500
1990-91	15	1	.937	5	6	.454	0	3	.000
1991-92	13	4	.765	6	4	.600	2	2	.500
1992-93	15	2	.882	3	6	.333	4	3	.571
1993-94	10	6	.625	2	8	.200	0	1	.000
1994-95	9	7	.562	3	7	.300	0	1	.000
1995-96	11	7	.611	1	7	.125	0	3	.000
1996-97	9	6	.600	0	10	.000	1	4	.250
1997-98	8	8	.500	1	9	.100	0	1	.000
1998-99	12	4	.750	0	10	.100	0	1	.000
1999-00	15	1	.937	5	3	.625	8	2	.800
2000-01	9	7	.562	2	8	.200	2	1	.667
2001-02	12	5	.706	4	7	.364	3	3	.500
2002-03	16	2	.889	2	6	.250	3	3	.500
2003-04	12	3	.800	5	7	.417	1	1	.500
2004-05	14	1	.933	4	6	.400	2	3	.400
2005-06	14	2	.875	7	4	.636	6	3	.667
2006-07	14	4	.778	2	9	.182	1	2	.333
2007-08	9	6	.600	3	9	.250	1	3	.250
2008-09	19	2	.905	6	3	.667	2	3	.400
2009-10	11	7	.611	0	9	.000	0	4	.000
2010-11	8	10	.444	3	8	.273	0	3	.000
2011-12	11	4	.733	4	9	.308	3	2	.600
2012-13	14	3	.823	4	8	.333	1	1	.500
2013-14	13	3	.812	4	9	.308	3	2	.600
<b>TOTALS</b>	<b>921</b>	<b>363</b>	<b>.717</b>	<b>415</b>	<b>624</b>	<b>.399</b>	<b>129</b>	<b>131</b>	<b>.496</b>

## Maravich Center Win Streaks

- 23** 15 games 1980-81 season; First 8 games 1981-82 season
- 18** Last 8 games 1983-84 season; First 10 games 1984-85 season
- 18** Last 7 games 1989-90 season; First 11 games 1990-91 season
- 17** Last 3 games 2007-08 season; First 14 games 2008-09 season
- 16** Last 4 games 1991-92 season; First 12 games 1992-93 season
- 14** Last game 1977-78 season; First 13 games 1978-79 season
- 14** Last 7 game 1999-00 season; First 7 games 2000-01 season
- 13** Last 6 games 1972-73 season; First 7 games 1973-74 season
- 13** Last 5 games 2002-03 season; First 8 games 2003-04 season
- 13** Last 11 games 2004-05 season; First 2 games 2005-06 season
- 11** Last 2 games 1984-85 season; First 9 games 1985-86 season
- 11** Last game 2000-2001 season; First 10 games 2001-2002 season
- 11** First 11 games of the 2002-03 season
- 11** Final 9 games of the 2005-06 season; First 2 games of 2006-07

## Home Winning Streaks (ALL SITES OVERALL)

- 42** Last 3 games 1915-16 season;  
11 games 1916-17 season;  
4 games 1917-18 season;  
1 game 1918-19 season;  
10 games 1991-20;  
First 13 games 1920-21 season
- 29** Last 6 games 1932-33 season;  
10 games 1933-34 season;  
11 games 1934-35 season;  
First 2 games 1935-36 season
- 25** Last game 1950-51 season;  
11 games 1951-52 season;  
10 games 1952-53 season;  
First 3 games 1953-54 season
- 23** 15 games 1980-81 season;  
First 8 games 1981 season

# Year-by-Year Results

## SIAA Era

### COACH E. R. WINGARD 1 SEASON • 1909 5-2 (.714)

#### 1909 RECORD: 5-2, 2-0

Coach: E. R. Wingard

DATE	OPPONENT	RESULTS
1-30	Dixon Academy (A)	W 35-20
2-6	Mississippi State (H)	W 18-12
2-8	Mississippi State (H)	W 14-10
2-18	Baton Rouge H. S. (H)	W 36-14
2-26	YMCA (NO) (A)	L 11-27
2-27	YMCA (NO) (A)	L 16-37
3-6	Dixon Academy (H)	W 21-12

### COACH J. W. MAYHEW 2 SEASONS • 1910-11 11-4 (.733)

#### 1910 RECORD: 3-1, 2-0

Coach: J. W. Mayhew

DATE	OPPONENT	RESULTS
2-4	Ole Miss (H)	W 39-14
2-5	Ole Miss (H)	W 25-4
2-26	YMCA (NO) (A)	L 11-53
3-5	YMCA (NO) (H)	W 30-17

### 1911 RECORD: 8-3, 6-1

Coach: J. W. Mayhew

DATE	OPPONENT	RESULTS
1-26	Tulane (H)	W 47-7
1-27	Tulane (H)	W 26-15
2-7	Mississippi State (A)	W 33-17
2-8	Mississippi State (A)	W 42-12
2-9	Birmingham AC (A)	L 17-45
2-10	Bessemer AC (A)	L 17-37
2-11	Birmingham High (A)	W 23-21
2-11	Birmingham YMCA (A)	W 23-21
2-13	Texas (H)	W 39-10
2-17	Tulane (A)	W 27-25
2-18	Tulane (A)	L 13-15

### COACH F. M. LONG 2 SEASONS • 1912-1913 6-9 (.400)

#### 1912 RECORD: 4-6, 2-3

Coach: F. M. Long

DATE	OPPONENT	RESULTS
1-15	Ole Miss (H)	W 27-15
1-16	Ole Miss (H)	W 33-11
2-5	YMCA (NO) (A)	L 24-25
2-6	Mississippi State (A)	L 16-22
2-7	Mississippi State (A)	L 11-21
2-8	Birmingham AC (A)	L 7-54
2-9	Bessemer AC (A)	L 20-42
2-10	Auburn (A)	L 15-38
2-17	YMCA (NO) (H)	W 23-19
2-25	YMGC (NO) (H)	W 32-6

### 1913 RECORD: 2-3, 1-3

Coach: F. M. Long

DATE	OPPONENT	RESULTS
2-8	YMGC (NO) (H)	W 39-11
2-14	Tulane (A)	L 13-15
2-15	Tulane (A)	L 20-26
2-28	Tulane (H)	L 15-16
3-1	Tulane (H)	W 13-12

### COACH C. C. STROUD 6 SEASONS 1913-1918, 1919-1920 82-21 (.796)

#### 1913-14 RECORD: 7-5, 0-4

Coach: Dr. C. C. Stroud

DATE	OPPONENT	RESULTS
12-19	La. College (A)	W 17-15
12-22	Shreveport AC (A)	W 31-14
12-23	Shreveport AC (A)	W 25-20

1-9	SW Louisiana (H)	W 44-7
1-17	La. College (H)	W 27-24
1-21	Miss. College (H)	W 34-13
1-22	Miss. College (H)	W 29-19
2-13	Tulane (H)	L 14-26
2-14	Tulane (H)	L 7-10
2-19	St. Paul's (Covington)	L 15-35
2-27	Tulane (A)	L 12-25
2-28	Tulane (A)	L 6-13

### 1914-15 RECORD: 10-1, 3-1

Coach: Dr. C. C. Stroud

DATE	OPPONENT	RESULTS
12-21	Centenary (A)	W 38-17
12-22	Shreveport AC (A)	W 21-20
1-14	SW Louisiana (H)	W 29-6
1-15	SW Louisiana (H)	W 39-16
2-6	YMCA (NO) (H)	W 55-18
2-12	Mississippi State (H)	W 24-12
2-13	Mississippi State (H)	L 14-15
2-19	Tulane (H)	W 28-17
2-20	Tulane (H)	W 39-19
	YMGC (NO) (H)	W 24-11
	La. College (H)	W 30-4

### 1915-16 RECORD: 14-10, 6-7

Coach: Dr. C. C. Stroud

DATE	OPPONENT	RESULTS
	Jefferson Col. (H)	W 55-18
	YMCA (NO) (H)	W 42-26
	SW Louisiana (H)	W 44-14
	SW Louisiana (H)	W 69-13
	La. College (H)	W 14-11
	La. College (H)	W 20-19
	NW Louisiana (H)	W 24-23
	Alabama (H)	L 25-39
	Alabama (H)	L 25-44
	Mississippi State (A)	W 31-21
	Mississippi State (A)	L 17-23
	YMGC (NO) (H)	W 39-22
2-4	Tulane (H)	L 21-24
2-5	Tulane (H)	L 18-22
	Alabama (A)	W 25-18
	Birmingham AC (A)	L 30-39
	Auburn (A)	L 23-24
	Columbus AC (Ga.) (A)	L 21-42
	Atlanta AC (A)	L 16-64
	Ole Miss (H)	W 55-29
2-18	Tulane (A)	L 14-26
2-19	Tulane (A)	W 19-16
	Rice (H)	W 29-21
	Rice (H)	W 25-17

### 1916-17 RECORD: 20-2, 11-0

Coach: Dr. C. C. Stroud

DATE	OPPONENT	RESULTS
	SW Louisiana (A)	W 33-20
	SW Louisiana (A)	L 13-21
	Shreveport AC (A)	W 19-17
	SW Louisiana (H)	W 50-13
	YMGC (H)	W 54-22
	Texas AGM (H)	W 24-15
	Texas AGM (H)	W 30-14
	Mississippi State (H)	W 36-28
	Mississippi State (H)	W 38-17
	Shreveport AC (H)	W 39-24
	Alabama (H)	W 34-7
	Millsaps (H)	W 95-6
2-9	Tulane (A)	W 37-20
2-10	Tulane (A)	W 27-18
	YMCA (Mobile) (A)	L 18-37
	Spring Hill (A)	W 34-24
	Auburn (A)	W 37-13
	Birmingham AC (A)	W 37-23
	Alabama (A)	W 38-9
	Millsaps (A)	W 57-11
2-23	Tulane (H)	W 46-27
2-24	Tulane (H)	W 26-20

### 1917-18 RECORD: 12-1, 3-0

Coach: Dr. C. C. Stroud

DATE	OPPONENT	RESULTS
12-2	NW Louisiana (A)	W 38-25
12-3	Shreveport AC (A)	W 51-20
12-13	Jefferson Col. (H)	W 42-18
1-11	St. Charles (A)	W 61-17
1-11	SW Louisiana (A)	W 36-7
1-18	Auburn (H)	W 43-31
1-19	Auburn (H)	W 34-27
2-1	Navy Res. (NO) (H)	W 64-8
2-6	Miss. College (A)	W 41-24
2-6	Millsaps (A)	W 66-10
2-8	Birmingham AC (A)	L 23-33
2-8	Birmingham AC (A)	W 33-22
2-9	Alabama (A)	W 28-25

### COACH R. E. EDMONDS 1 SEASON • 1919 1-0 (1.000)

#### 1919 RECORD: 1-0, 0-0

Coach: R. E. Edmonds

DATE	OPPONENT	RESULTS
2-1	Jefferson Col. (H)	W 66-18

### COACH C. C. STROUD 6 SEASONS 1913-1918, 1919-1920 82-21 (.796)

### 1919-1920 RECORD: 19-2, 8-2

Coach: Dr. C. C. Stroud

DATE	OPPONENT	RESULTS
12-30	Jefferson Col. (H)	W 46-15
12-31	Jefferson Col. (H)	W 57-24
1-3	YMGC (NO) (H)	W 47-19
1-10	St. Stanislaus (A)	W 47-21
	La. College (A)	W 35-20
1-24	Mississippi State (H)	W 27-12
1-30	La. College (H)	W 63-19
1-31	La. College (H)	W 39-15
2-3	Spring Hill (H)	W 64-16
2-6	Tulane (A)	W 35-19
2-7	Tulane (A)	W 29-10
2-9	Alabama (A)	W 30-11
2-10	Birmingham AC (A)	W 28-19
2-11	Georgia (A)	L 15-32
2-12	Mercer (A)	W 33-22
2-13	Auburn (A)	L 21-33
2-14	YMCA (Mobile) (A)	W 26-22
2-14	Spring Hill (A)	W 38-9
2-23	Alabama (H)	W 44-19
2-27	Tulane (H)	W 37-12
2-28	Tulane (H)	W 37-12

## SIC Era

### COACH BRANCH BOCOCK 1 SEASON • 1921 19-4 (.826)

#### 1921 RECORD: 19-4, 5-2

Coach: Branch Bocock

DATE	OPPONENT	RESULTS
	SW Louisiana (H)	W 47-11
1-8	NW Louisiana (H)	W 29-25
1-10	Loyola (NO) (H)	W 74-12
1-15	YMCA (NO) (H)	W 42-26
1-25	Texas AGM (H)	W 30-28
1-26	Texas AGM (H)	W 31-30
1-29	Navy (Pensacola) (H)	W 54-12
1-30	Navy (Pensacola) (H)	W 51-41
2-1	Spring Hill (H)	W 31-17
2-2	Spring Hill (H)	W 29-24
2-4	Tulane (H)	W 42-27
2-5	Tulane (H)	W 52-24
2-11	SW Louisiana (H)	W 61-8
2-18	Ole Miss (H)	L 22-23
2-19	Ole Miss (H)	W 46-13
2-21	Texas AGM (A)	W 24-16
2-22	Texas AGM (A)	L 19-49

2-23	Baylor (A)	L 20-32
2-24	Baylor (A)	W 34-33
2-25	YMCA (Houston) (A)	W 48-19
2-26	Rice (A)	W 35-23
	Tulane (A)	L 29-31
	Tulane (A)	W 27-20

### COACH FRANK "TAD" GORMLEY 2 SEASONS • 1922-23 25-11 (.694)

#### 1922 RECORD: 15-1, 3-1

Coach: Frank "Tad" Gormley

DATE	OPPONENT	RESULTS
1-10	SW Louisiana (H)	W 41-8
1-11	SW Louisiana (H)	W 29-17
1-13	La. College (H)	W 52-26
1-14	La. College (H)	W 50-22
1-20	NW Louisiana (H)	W 32-15
1-21	NW Louisiana (H)	W 40-3
1-27	Tulane (A)	W 18-15
1-28	Tulane (A)	W 26-18
2-1	Spring Hill (H)	W 27-26
2-2	Spring Hill (H)	W 16-15
2-10	YMCA (Houston) (A)	W 29-27
2-11	YMCA (Houston) (A)	W 28-22
2-15	Miss. College (H)	W 29-20
2-16	Miss. College (H)	W 26-18
2-20	Tulane (H)	L 23-39
2-21	Tulane (H)	W 34-19

### 1922-23 RECORD: 10-10, 0-6

Coach: Frank "Tad" Gormley

DATE	OPPONENT	RESULTS
	La. College (H)	W 23-22
	La. College (H)	W 33-22
	Stanolcolas (H)	L 17-35
	Mississippi State (H)	L 25-36
	Mississippi State (H)	L 20-35
	SW Louisiana (H)	W 25-22
	Miss. College (H)	W 27-17
	Miss. College (H)	W 19-14
	Spring Hill (H)	L 21-23
	Spring Hill (H)	W 36-20
	Millsaps (H)	W 32-10
	Millsaps (H)	W 34-23
2-9	Tulane (H)	L 24-33
2-10	Tulane (H)	L 18-28
2-16	Tulane (A)	L 23-40
2-17	Tulane (A)	L 11-34
	Stanolcolas (H)	W 46-20
	Spring Hill (A)	L 24-26
	Spring Hill (A)	W 20-18

SIC Tournament - Atlanta, Ga.

Vanderbilt (N)	L 10-36
----------------	---------

### COACH "MOON" DUCOTE 1 SEASON • 1924 8-12 (.400)

#### 1924 RECORD: 8-12, 0-7

Coach: "Moon" Ducote

DATE	OPPONENT	RESULTS
1-7	NW Louisiana (H)	L 18-26
1-8	NW Louisiana (H)	L 19-33
1-19	SW Louisiana (H)	L 12-15
1-21	SW Louisiana (H)	L 14-26
1-24	Loyola (NO)	W 27-20
1-25	Loyola (NO)	W 17-15
2-1	Spring Hill (H)	W 40-23
2-2	Spring Hill (H)	W 22-13
2-8	Tulane (H)	L 21-41
2-9	Tulane (H)	L 29-38
2-11	McGowan-Lyons (A)	L 22-28
2-12	Alabama (A)	L 8-44
2-13	Mississippi State (A)	L 29-34
2-14	Mississippi State (A)	L 34-54
2-15	Spring Hill (A)	W 29-25
2-16	Spring Hill (A)	W 32-16
2-22		

## COACH H. E. "GOB" WILSON

**1 SEASON • 1925**

**10-7 (.588)**

**1925 RECORD: 10-7, 1-4**

**Coach: H. E. "Gob" Wilson**

DATE	OPPONENT	RESULTS
1-9	SW Louisiana (H)	W 30-19
1-10	SW Louisiana (H)	W 22-17
1-14	La. College (A)	W 23-17
1-15	La. College (A)	L 20-27
1-16	NW Louisiana (A)	L 25-29
1-17	NW Louisiana (A)	W 35-24
1-21	Loyola (NO) (H)	W 30-13
1-22	Loyola (NO) (H)	W 32-18
1-28	La. College (H)	W 39-36
1-29	La. College (H)	W 32-31
2-3	Mississippi State (H)	W 24-17
2-6	Tulane (A)	L 15-42
2-7	Tulane (A)	L 15-43
2-20	Tulane (H)	L 24-35
2-21	Tulane (H)	L 23-26
<b>SIC Tournament - Atlanta, Ga.</b>		
2-28	North Carolina (N)	L 21-35
3-3	Loyola (NO) (A)	W 26-15

## COACH HARRY RABENHORST

**29 SEASONS**

**1926-42, 1945-57**

**340-264 (.563)**

**1926 RECORD: 9-9, 4-5**

**Coach: Harry Rabenhorst**

DATE	OPPONENT	RESULTS
1-6	YMCA (BR) (H)	W 37-25
1-8	SW Louisiana (A)	W 25-13
1-9	SW Louisiana (A)	W 31-29
1-11	La. College (H)	W 39-28
1-12	La. College (H)	W 44-22
1-15	Ole Miss (H)	W 27-24
1-16	Ole Miss (H)	L 19-43
1-22	Vanderbilt (H)	W 24-23
1-25	Alabama (A)	L 15-26
1-26	Alabama (A)	W 28-22
1-27	St. Stanislaus (A)	L 19-38
1-28	St. Stanislaus (A)	L 21-27
2-5	Tulane (H)	W 30-23
2-6	Tulane (H)	L 23-24
2-12	NW Louisiana (H)	L 27-35
2-13	NW Louisiana (H)	L 21-23
2-19	Tulane (A)	L 29-32
2-20	Tulane (A)	L 13-22

**1927 RECORD: 7-9, 3-5**

**Coach: Harry Rabenhorst**

DATE	OPPONENT	RESULTS
1-8	Sewanee (H)	W 26-23
1-14	Ole Miss (H)	L 16-36
1-15	Ole Miss (H)	W 22-21
1-21	La. College (A)	L 19-35
1-22	La. College (A)	W 23-20
1-28	Loyola (NO) (H)	L 15-16
1-29	Loyola (NO) (H)	W 42-18
2-4	Tulane (A)	L 20-27
2-5	Tulane (A)	L 9-36
2-10	Georgia Tech (H)	W 29-27
2-11	Loyola (NO) (A)	L 26-41
2-12	Loyola (NO) (A)	L 19-27
2-18	Tulane (H)	L 20-25
2-19	Tulane (H)	L 20-23
2-21	SW Louisiana (H)	W 34-22
2-22	SW Louisiana (H)	W 29-12

**1928 RECORD: 14-4, 7-3**

**Coach: Harry Rabenhorst**

DATE	OPPONENT	RESULTS
1-6	SW Louisiana (H)	W 40-17
1-7	SW Louisiana (H)	W 36-17
1-13	Ole Miss (H)	W 20-17
1-14	Ole Miss (H)	W 36-25
1-25	Ole Miss (A)	L 23-33
1-26	Ole Miss (A)	W 34-33

1-27	Mississippi State (A)	L 26-46
1-28	Mississippi State (A)	L 23-29
1-30	Louisiana Tech (H)	W 40-23
1-31	Louisiana Tech (H)	W 37-28
2-3	Tulane (H)	W 47-13
2-4	Tulane (H)	W 41-18
2-10	La. College (H)	W 47-17
2-11	La. College (H)	W 47-22
2-17	Tulane (A)	W 36-20
2-18	Tulane (A)	W 39-25

**SIC Tournament - Atlanta, Ga.**

North Carolina (N)	W 44-38
Ole Miss (N)	L 28-55

**1929 RECORD: 8-13, 5-9**

**Coach: Harry Rabenhorst**

DATE	OPPONENT	RESULTS
1-7	SW Louisiana (H)	W 23-17
1-8	SW Louisiana (H)	W 29-22
1-11	Ole Miss (H)	L 21-42
1-12	Ole Miss (H)	L 17-34
1-14	La. College (A)	W 32-31
1-15	La. College (A)	L 43-44
1-18	Ole Miss (A)	L 24-28
1-19	Ole Miss (A)	L 25-30
Auburn (A)	W 45-28	
Auburn (A)	W 65-28	
Alabama (A)	L 16-38	
Alabama (A)	L 28-37	
2-4	Mississippi State (H)	L 16-26
2-5	Mississippi State (H)	W 39-29
2-11	SW Louisiana (A)	L 34-36
2-12	SW Louisiana (A)	L 23-25
2-15	Tulane (A)	L 37-40
2-16	Tulane (A)	W 28-21
2-22	Tulane (H)	W 37-35
2-23	Tulane (H)	L 32-33

**SIC Tournament - Atlanta, Ga.**

Washington & Lee (N)	L 22-32
----------------------	---------

**1930 RECORD: 10-11, 6-7**

**Coach: Harry Rabenhorst**

DATE	OPPONENT	RESULTS
1-3	La. College (A)	L 41-53
1-4	La. College (A)	L 15-55
1-9	Miss. College (A)	L 24-27
1-10	Ole Miss (A)	L 27-31
1-11	Ole Miss (A)	W 31-21
1-17	Ole Miss (H)	L 24-47
1-18	Ole Miss (H)	L 29-32
1-24	Louisiana Tech (A)	W 37-31
1-25	Louisiana Tech (A)	W 42-27
2-1	Mississippi State (Meridian)	W 32-24
2-3	Alabama (A)	L 20-37
2-4	Alabama (A)	L 22-28
2-7	Auburn (H)	W 44-27
2-8	Auburn (H)	W 49-45
2-10	Spring Hill (H)	W 53-17
2-11	Spring Hill (H)	W 52-14
2-14	Tulane (H)	W 35-30
2-15	Tulane (H)	W 24-15
2-21	Tulane (A)	L 25-27
2-22	Tulane (A)	L 27-30

**SIC Tournament - Atlanta, Ga.**

3-3	Duke (N)	L 34-43
-----	----------	---------

**1931 RECORD: 7-8, 4-4**

**Coach: Harry Rabenhorst**

DATE	OPPONENT	RESULTS
1-10	New Orleans AC (H)	L 35-41
1-13	Miss. College (A)	W 46-34
1-15	Ole Miss (A)	W 26-24
1-16	Ole Miss (A)	L 29-30
1-22	Alabama (H)	L 26-40
1-23	Alabama (H)	L 28-37
1-30	SW Louisiana (H)	L 26-40
1-31	SW Louisiana (H)	L 29-34
2-6	Southern Miss. (H)	W 46-35
2-7	Southern Miss. (H)	W 47-31
2-13	Tulane (A)	L 23-38

2-14	Tulane (A)	W 39-31
2-20	Tulane (H)	W 49-30
2-21	Tulane (H)	W 48-27
<b>SIC Tournament - Atlanta, Ga.</b>		
2-23	Maryland (N)	L 34-37

**1932 RECORD: 11-9, 8-8**

**Coach: Harry Rabenhorst**

DATE	OPPONENT	RESULTS
1-8	SW Louisiana (H)	W 44-23
1-9	SW Louisiana (H)	W 50-35
1-15	Ole Miss (A)	W 37-34
1-16	Ole Miss (A)	L 22-24
1-18	Mississippi State (H)	L 28-29
1-19	Mississippi State (H)	W 40-15
1-22	Alabama (A)	L 25-34
1-23	Alabama (A)	L 25-37
1-25	Mississippi State (A)	W 30-26
1-26	Mississippi State (A)	W 33-29
1-29	Ole Miss (H)	W 55-53
1-30	Ole Miss (H)	L 33-35
2-8	Auburn (H)	L 34-48
2-9	Auburn (H)	L 30-34
2-11	Tulane (H)	W 32-25
2-12	Tulane (H)	W 34-22
2-19	Tulane (A)	W 29-26
2-20	Tulane (A)	L 29-33

**SIC Tournament - Atlanta, Ga.**

2-26	Georgia Tech (A)	W 36-33
2-27	Auburn (N)	L 22-30

## SEC Era

**1933 RECORD: 15-8, 13-7**

**Coach: Harry Rabenhorst**

DATE	OPPONENT	RESULTS
1-4	Alabama (H)	W 32-27
1-5	Alabama (H)	L 36-40
1-11	Mississippi State (A)	W 32-28
1-12	Mississippi State (A)	W 49-26
1-13	Ole Miss (A)	L 37-40
1-14	Ole Miss (A)	L 32-34
1-17	Mississippi State (H)	W 45-40
1-18	Mississippi State (H)	W 37-33
1-20	Sewanee (A)	W 50-30
1-21	Sewanee (A)	W 57-45
1-23	Vanderbilt (A)	L 34-54
1-24	Vanderbilt (A)	L 28-52
1-25	Auburn (A)	W 26-25
1-26	Auburn (A)	L 24-25
2-10	Tulane (A)	L 31-44
2-11	Tulane (A)	W 46-28
2-13	Ole Miss (H)	W 53-33
2-14	Ole Miss (H)	W 50-33
2-17	Tulane (H)	W 50-38
2-18	Tulane (H)	W 51-37

**SEC Tournament - Atlanta, Ga.**

2-20	Auburn (N)	W 57-33
2-21	Tennessee (N)	W 55-43
2-22	Kentucky (N)	L 38-51

**1934 RECORD: 13-4, 13-3**

**Coach: Harry Rabenhorst**

DATE	OPPONENT	RESULTS
1-5	Sewanee (H)	W 80-20
1-6	Sewanee (H)	W 60-9
1-9	Mississippi State (A)	L 46-47
1-10	Mississippi State (A)	W 48-23
1-12	Alabama (A)	L 33-36
1-13	Alabama (A)	L 29-37
1-19	Tulane (H)	W 29-25
1-20	Tulane (H)	W 48-26
2-5	Auburn (H)	W 40-17
2-6	Auburn (H)	W 38-16
2-8	Mississippi State (H)	W 54-39
2-9	Mississippi State (H)	W 61-30
2-12	Ole Miss (H)	W 52-33
2-13	Ole Miss (H)	W 49-39
2-16	Tulane (A)	W 43-22
2-17	Tulane (A)	W 36-21

**SEC Tournament - Atlanta, Ga.**

3-3	Tennessee (N)	L 35-42
-----	---------------	---------

## NATIONAL CHAMPION

**SEC CHAMPION**

**1935 RECORD: 14-1, 12-0**

**Coach: Harry Rabenhorst**

DATE	OPPONENT	RESULTS
12-18	SW Louisiana (H)	W 54-30
1-7	Alabama (H)	W 34-32
1-8	Alabama (H)	W 41-39
1-19	Rice (A)	L 47-56
2-4	Ole Miss (H)	W 47-32
2-5	Ole Miss (H)	W 47-33
2-8	Tulane (A)	W 34-16
2-9	Tulane (A)	W 35-24
2-13	Mississippi State (H)	W 67-32
2-14	Mississippi State (H)	W 46-39
2-15	Vanderbilt (H)	W 56-41
2-16	Vanderbilt (H)	W 40-31
2-22	Tulane (H)	W 65-20
2-23	Tulane (H)	W 64-23

**American Legion Bowl National Championship**

**Atlantic City, New Jersey**

4-13	Pittsburgh (N)	W 41-37
------	----------------	---------

**1935-36 RECORD: 10-10, 9-6**

**Coach: Harry Rabenhorst**

DATE	OPPONENT	RESULTS
12-18	SW Louisiana (H)	W 43-28
12-23	Georgia (H)	W 46-34

**Sugar Bowl Classic - New Orleans**

1-2	Pittsburgh (N-SBC)	L 47-52
1-10	Alabama (A)	L 25-37
1-11	Alabama (A)	L 34-43
1-13	Mississippi State (A)	L 38-49
1-14	Mississippi State (A)	W 32-30
1-23	Rice (H)	L 38-42
1-24	Rice (H)	L 30-38
1-31	Ole Miss (H)	W 54-37
2-1	Ole Miss (H)	L 46-51
2-7	Tulane (H)	W 52-27
2-8	Tulane (H)	W 49-26
2-10	Mississippi State (H)	W 43-37
2-11	Mississippi State (H)	W 45-40
2-14	Ole Miss (A)	L 47-59
2-15	Ole Miss (A)	L 51-69
2-21	Tulane (A)	W 50-30
2-22	Tulane (A)	W 46-22

**SEC Tournament - Knoxville, Tenn.**

2-28	Alabama (N)	L 30-52
------	-------------	---------

**1936-37 RECORD: 13-7, 7-6**

**Coach: Harry Rabenhorst**

DATE	OPPONENT	RESULTS
12-16	SW Louisiana (H)	W 44-19
1-6	Alabama (H)	W 43-33
1-7	Alabama (H)	W 47-27
1-8	Rice (A)	W 32-29
1-9	Rice (A)	W 38-37
1-13	Ole Miss (A)	L 47-50
1-14	Ole Miss (A)	L 27-40
1-16	Mississippi State (A)	L 36-53
1-20	Louisiana Tech (H)	W 54-24
1-21	Louisiana Tech (H)	W 35-34
2-1	Auburn (A)	L 24-37
2-2	Auburn (A)	W 54-34
2-5	Tulane (H)	W 42-31
2-6	Tulane (H)	W 46-42
2-12	Loyola (NO) (H)	W 46-31
2-15	Mississippi State (H)	W 42-41
2-16	Mississippi State (H)	L 38-39
2-19	Tulane (A)	W 37-31
2-20	Tulane (A)	L 32-52
<b>SEC Tournament - Knoxville, Tenn.</b>		
2-26	Kentucky (N)	L 37-57

# Year-by-Year Results

## 1940-41 RECORD: 9-9, 7-5

Coach: Harry Rabenhorst

DATE	OPPONENT	RESULTS
12-10	SW Louisiana (H)	L 30-39
12-16	Bogalusa (H)	W 52-43
	Rice (A)	L 48-60
	Rice (A)	L 33-54
	Baytown (Humble) (A)	W 54-44
1- 6	Alabama (H)	W 37-28
1-10	Ole Miss (A)	W 56-32
1-11	Mississippi State (A)	L 26-35
1-13	Alabama (A)	L 32-36
2- 5	Ole Miss (H)	W 67-39
2- 8	Mississippi State (H)	W 39-37
2-10	Georgia Tech (A)	W 43-41
2-11	Auburn (A)	L 49-50
2-14	Tulane (H)	L 44-55
2-15	Tulane (H)	L 35-39
2-20	Tulane (A)	W 59-44
2-21	Tulane (A)	W 40-37
<b>SEC Tournament - Louisville, Ky.</b>		
2-27	Vanderbilt (N)	L 49-63

## 1941-42 RECORD: 8-7, 8-3

Coach: Harry Rabenhorst

DATE	OPPONENT	RESULTS
12-12	Rice (H)	L 42-54
12-13	Rice (H)	L 37-50
12-18	Texas AGM (H)	L 41-56
1- 6	Ole Miss (A)	W 56-35
1-10	Mississippi State (A)	L 41-43
1-12	Alabama (A)	L 28-40
1-17	Ole Miss (H)	L 42-51
1-24	Mississippi State (H)	W 51-40
2- 6	Georgia Tech (H)	W 54-41
2-12	Tulane (H)	W 51-46
2-13	Tulane (H)	W 50-49
2-17	Auburn (H)	W 63-49
2-19	Tulane (A)	W 48-44
2-20	Tulane (A)	W 31-21
<b>SEC Tournament - Louisville, Ky.</b>		
2-27	Alabama (N) (ot)	L 31-45

## COACH DALE MOREY

2 SEASONS • 1942-44  
28-19 (.596)

## 1942-43 RECORD: 18-4, 11-2

Coach: Dale Morey

DATE	OPPONENT	RESULTS
	Harding Field (H)	W 92-42
	Rice (A)	L 26-56
	Rice (A)	W 62-60
	Orange Ind. (A)	W 49-23
	Ole Miss (H)	W 54-34
1- 8	Mississippi State (H)	L 40-48
	Alabama (A)	W 32-29
	Alabama (A)	W 36-32
	Ole Miss (A)	W 51-39
	Mississippi State (A)	W 61-40
	Camp Livingston (H)	W 101-50
	Georgia (A)	W 54-39
	Georgia Navy (A)	W 50-34
	Georgia Tech (A)	L 44-45
	Auburn (A)	W 62-37
2- 1	Tulane (A)	W 91-57
2- 2	Tulane (A)	W 59-57
2-19	Tulane (H)	W 35-34
2-20	Tulane (H)	W 46-40
<b>SEC Tournament - Louisville, Ky.</b>		
2-25	Auburn (N)	W 67-38
2-26	Alabama (N)	W 47-41
2-27	Tennessee (N)	L 38-52

## 1943-44 RECORD: 10-15, 0-4

Coach: Dale Morey

DATE	OPPONENT	RESULTS
12-20	Harding Field (A)	W 54-29
1- 8	Alexandria AB (H)	L 24-28
1-12	Camp Van Dorn (H)	W 51-15
1-14	Houma Navy (H)	W 43-31
1-19	Keesler Field (A)	L 38-56

1-20	Gulfport Field (A)	L 40-44
1-21	Pensacola Navy (A)	L 30-69
1-22	Pensacola Navy (A)	L 37-60
1-26	Harding Field (H)	L 48-50
1-28	Barksdale AFB (H)	L 44-47
2- 1	LSU ASTU (H)	W 37-25
2- 3	Houma Navy (A)	W 36-27
2- 5	Bergstrom Field (H)	W 53-46
2- 8	Camp Van Dorn (A)	W 42-38
2- 9	Tulane (H)	L 42-43
2-10	Tulane (H)	L 37-38
2-11	Alexandria AB (A)	W 42-29
2-12	Selman Field (A)	L 34-36
2-14	Barksdale AFB (A)	W 46-41
2-16	Tulane (A)	L 39-41
2-17	Tulane (A)	L 44-66
2-19	SW Louisiana (H)	L 40-62
2-21	SW Louisiana (H)	L 37-60
2-25	LSU ASTU (H)	W 65-45
<b>SEC Tournament - Louisville, Ky.</b>		
3- 3	Kentucky (A)	L 28-55

## COACH JESSE FATHERREE,

A. L. SWANSON

1 SEASON • 1944-45

FATHERREE 11-7 (.611)

SWANSON 4-2 (.667)

## 1944-45 RECORD: 15-9, 3-3

Coaches: Jesse Fatherree, A. L. Swanson

DATE	OPPONENT	RESULTS
	Alexandria AB (A)	L 31-55
1- 5	Alexandria AB (H)	L 54-63
1- 6	SW Louisiana (H)	W 44-42
1- 8	Keesler Field (A)	L 53-60
1- 9	Gulfport Navy (A)	L 41-73
1-13	Camp Polk (H)	W 56-44
1-15	Mississippi State (A)	L 39-47
1-16	Jackson AFB (A)	W 50-32
1-17	Louisiana Tech (A)	W 43-38
1-20	DuPont Ethyl (H)	W 82-52
1-24	SW Louisiana (A)	W 59-44
1-29	Mississippi State (H)	W 62-27
2- 1	Tulane (A)	L 43-45
2- 2	Tulane (A)	L 32-44
2- 5	Keesler Field (H)	W 60-57
2- 7	Louisiana Tech (H)	W 83-56
2- 9	Tulane (H)	W 50-44
2-10	Tulane (H)	W 61-55
2-14	Hammond Air Base (A)	W 66-36
2-17	Algiers Navy (H)	W 84-69
2-20	Gulfport Navy (H)	L 62-84
2-23	NW Louisiana (N'S'port)	W 44-40
2-24	NW Louisiana (A)	W 70-34
<b>SEC Tournament-Louisville, Ky.</b>		
	Kentucky (A)	L 37-63

## COACH HARRY RABENHORST

29 SEASONS • 1926-42, 1945-57  
340-264 (.563)

## 1945-46 RECORD: 18-3, 8-0

Coach: Harry Rabenhorst

DATE	OPPONENT	RESULTS
12-12	Texas AGM (H)	W 51-50
12-17	Keesler Field (A)	L 58-69
12-18	Keesler Field (A)	W 78-61
12-19	Pensacola Navy (A)	W 66-58
1- 4	Selman Field (H)	W 63-50
1- 9	Keesler Field (H)	W 56-39
1-11	Mississippi State (A)	W 54-30
1-12	Ole Miss (A)	W 53-23
1-14	Alabama (A)	W 48-26
2- 1	Navy (NO) (H)	W 58-47
2- 4	Ole Miss (H)	W 60-35
2- 8	Mississippi State (H)	W 73-31
2-11	Louisiana Tech (H)	W 58-43
2-13	Corpus Christi (H)	L 46-51
2-16	Alabama (H)	W 44-30
2-21	Tulane (H)	W 54-45
2-23	Tulane (A)	W 52-36

## SEC Tournament - Louisville, Ky.

2-28	Tulane (N)	W 74-29
3- 1	Ole Miss (N)	W 69-34
3- 2	Georgia (N)	W 60-41
3- 2	Kentucky (A)	L 36-59

## 1946-47 RECORD: 17-4, 8-2

Coach: Harry Rabenhorst

DATE	OPPONENT	RESULTS
12- 4	Keesler Field (H)	W 81-48
12-14	Baylor (H)	W 61-34

## At Madison Square Garden

12-19	St. Francis (N-MSG)	W 62-57
12-21	Canisius (A)	L 50-59

## Sugar Bowl Classic - New Orleans

12-30	Tulane (A-SBC)	W 54-51
1- 4	Rice (H)	W 60-35
1-10	Ole Miss (A)	W 54-43
1-11	Mississippi State (A)	W 61-57
1-13	Alabama (A)	L 38-45
1-17	Tulane (A)	L 38-40
1-20	Loyola (NO) (A)	W 44-43
1-29	Vanderbilt (Memphis)	W 62-52
2- 3	Ole Miss (H)	W 63-43
2- 7	Alabama (H)	W 54-43
2-14	Mississippi State (H)	W 64-49
2-15	Auburn (H)	W 74-53
2-21	Tulane (H)	W 55-40
2-24	Loyola (NO) (H)	W 61-47

## SEC Tournament - Louisville, Ky.

2-27	Ole Miss (N)	W 61-36
2-28	Florida (N)	W 60-45
2-28	Tulane (N)	L 50-63

## 1947-48 RECORD: 8-18, 4-8

Coach: Harry Rabenhorst

DATE	OPPONENT	RESULTS
12- 4	Spring Hill (H)	W 72-43
12- 8	Rice (A)	L 55-58
12- 9	Texas (N-Houston)	L 31-50
12-13	Canisius (A)	L 44-59

## At Madison Square Garden

12-15	Long Island (A-MSG)	L 47-67
-------	---------------------	---------

## Fort Worth Collegiate

12-29	Texas AGM (N-FWC)	L 44-45
12-30	Hardin-Simm. (N-FWC)	W 62-46
12-31	TCU (A-FWC)	W 52-46
1- 5	Florida (H)	L 36-38
1- 9	Rice (H)	W 43-40
1-10	Georgia Tech (H)	L 40-52
	Tulane (H)	L 42-54
1-17	Vanderbilt (H)	W 56-54
1-19	Loyola (NO) (A)	L 42-49
1-24	Auburn (A)	L 48-51
1-26	Georgia Tech (A)	W 54-46
1-27	Alabama (A)	L 43-49
1-31	Mississippi State (A)	L 49-53
	Ole Miss (A)	L 37-49
2-13	Mississippi State (H)	W 65-40
2-16	Loyola (NO) (H)	L 45-46
2-20	Tulane (A)	L 41-50
2-23	Ole Miss (H)	W 52-50
	Tennessee (H)	L 48-56
3- 1	Alabama (H)	L 32-37

## SEC Tournament - Louisville, Ky.

	Kentucky (A)	L 47-63
--	--------------	---------

## 1948-49 RECORD: 15-10, 7-6

Coach: Harry Rabenhorst

DATE	OPPONENT	LSU	OPP	RESULTS
11-28	Keesler Field (H)	NR	NR	W, 85-33
12- 3	Texas (H)	NR	NR	L, 45-60
12- 4	Rice (N)	NR	NR	L, 39-51
12-10	Keesler Field (A)	NR	NR	W, 95-42
12-11	Florida (A)	NR	NR	W, 52-50
12-13	Spring Hill (A)	NR	NR	W, 49-48
12-17	Texas AGM (H)	NR	NR	W, 58-55
12-21	Louisville (A)	NR	NR	L, 44-79
1- 3	Loyola (NO) (A)	NR	NR	W, 56-52
1- 8	Georgia Tech (H)	NR	NR	W, 65-59
1-10	Mississippi State (H)	NR	NR	W, 64-40

1-14	Tulane (A)	NR	#8	L, 51-71
1-20	Alabama (H)	NR	NR	W, 51-44
1-29	Mississippi State (A)	NR	NR	L, 42-48
1-31	Ole Miss (A)	NR	NR	W, 58-48
2- 5	Alabama (A)	NR	NR	L, 45-56
2- 7	Georgia Tech (A)	NR	NR	W, 72-63
2-12	Ole Miss (H)	NR	NR	W, 49-38
2-14	Loyola (NO) (H)	NR	NR	W, 63-41
2-19	Vanderbilt (A)	NR	NR	L, 51-61
2-21	Tennessee (A)	NR	NR	L, 72-81
2-25	Tulane (H)	NR	#6	L, 45-72

## SEC Tournament - Louisville, Ky.

3- 4	Georgia Tech (N)	NR	NR	W, 55-53
3- 4	Vanderbilt (N)	NR	NR	W, 60-56
3- 5	Tulane (N)	NR	#7	L, 63-72

## 1949-50 RECORD: 13-12, 5-8

Coach: Harry Rabenhorst

DATE	OPPONENT	LSU	OPP	RESULTS
				<b>RANK RANK</b>
11-25	Keesler Field (H)	NR	NR	W, 62-46
11-29	Pensacola Navy (H)	NR	NR	W, 69-48
12- 3	St. Joseph's (Pa.) (A)	NR	NR	L, 59-61

## At Madison Square Garden

12- 6	St. John's (A-MSG)	NR	NR	L, 49-80
12- 9	Arkansas (H)	NR	NR	W, 62-46
12-10	Rice (N-Lake Charles)	NR	NR	W, 49-44
12-17	Florida (H)	NR	NR	W, 73-49
12-19	Ole Miss (H)	NR	NR	W, 74-61
12-22	Louisville (A)	NR	NR	L, 65-75
1- 4	Loyola (NO) (H)	NR	NR	W, 62-56
1- 6	Georgia Tech (H)	NR	NR	W, 63-52
1- 9	Loyola (NO) (A)	NR	NR	W, 51-47
1-13	Tulane (H)	NR	NR	L, 70-75
1-20	Alabama (H)	NR	NR	L, 52-60
1-28	Ole Miss (A)	NR	NR	L, 65-75
1-30	Mississippi State (A)	NR	NR	L, 41-48
2- 4	Auburn (A)	NR	NR	L, 66-70
2- 6	Georgia Tech (A)	NR	NR	L, 58-85
2-13	Auburn (H)	NR	NR	W, 76-61
2-17	Mississippi State (H)	NR	NR	W, 68-58
2-24	Tulane (A)	NR	NR	L, 71-77
	Tennessee (H)	NR	NR	L, 85-67

## SEC Tournament - Louisville, Ky.

3- 2	Florida (N)	NR	NR	W, 66-57
3- 3	Auburn (N)	NR	NR	W, 73-45
3- 4	Tennessee (N) (ot)	NR	NR	L, 79-81

## 1950-51 RECORD: 10-14, 7-8

Coach: Harry Rabenhorst

DATE	OPPONENT	LSU	OPP	RESULTS
				<b>RANK RANK</b>
12- 6	Keesler Field (H)	NR	NR	W, 72-41
12- 9	Florida (A)	NR	NR	W, 77-59
12-11	Miami (Fla.) (A)	NR	NR	L, 62-68
12-15	Mississippi State (A)</			



## 1951-52 RECORD: 17-7, 9-6

**Coach: Harry Rabenhorst**

DATE	OPPONENT	LSU RANK	OPP RANK	RESULTS
11-27	Keesler Field (H)	NR	NR	W, 78-50
12-3	Rice (A)	NR	NR	W, 68-60
12-5	Birmingham So. (H)	NR	NR	W, 77-40
12-8	Alabama (H)	NR	NR	W, 68-61
12-12	Mississippi State (A)	NR	NR	L, 54-59
12-13	Ole Miss (A)	NR	NR	W, 81-69
12-17	Texas (H)	NR	NR	W, 59-55
1-2	Loyola (NO) (H)	NR	NR	W, 77-60
1-5	Kentucky (A)	NR	#4	L, 47-57
1-7	Vanderbilt (A)	NR	NR	L, 47-58
1-14	Mississippi State (H)	NR	NR	W, 103-78
1-18	Georgia (H)	NR	NR	W, 98-60
1-26	Tulane (A)	NR	NR	L, 67-71
1-30	Ole Miss (A)	NR	NR	L, 65-68
2-2	Tennessee (A)	NR	NR	L, 68-82
2-4	Georgia Tech (A)	NR	NR	W, 73-51
2-9	Tulane (H)	NR	NR	W, 78-66
2-16	Auburn (H)	NR	NR	W, 70-64
2-18	Ole Miss (H)	NR	NR	W, 78-67
2-23	Florida (H)	NR	NR	W, 65-57

**SEC Tournament - Louisville, Ky.**

2-28	Mississippi State (N)	NR	NR	W, 77-44
	Ole Miss (N)	NR	NR	W, 75-60
	Florida (N)	NR	NR	W, 77-69
	Kentucky (A)	NR	#1	L, 43-44

## SEC CHAMPIONS

### NCAA FINAL FOUR

## 1952-53 RECORD: 22-3, 13-0

**Coach: Harry Rabenhorst**

DATE	OPPONENT	LSU RANK	OPP RANK	RESULTS
12-5	Birmingham So. (H)	NR	NR	W, 98-38
12-6	Pensacola Navy (H)			W, 107-59
12-8	SW College (Tenn.) (H)	NR	NR	W, 124-33
	Miami (Fla.) (H)	NR	NR	W, 86-58
12-17	Alabama (A)	#10	NR	W, 58-45
12-22	Tulsa (A)	#10	#15	L, 58-84

### Sugar Bowl Classic - New Orleans

12-29	Villanova (N-SBC)	#8	NR	W, 100-94
12-30	Saint Louis (N-SBC)	#17	NR	W, 70-67
1-5	Vanderbilt (H)	#17	NR	W, 74-61
1-10	Mississippi State (A)	#11	NR	W, 75-55
1-12	Ole Miss (A)	#11	NR	W, 67-66
1-16	Loyola (NO) (A)	#14	NR	W, 58-52
1-19	Georgia (A)	#14	NR	W, 55-50
1-26	Tulsa (H)	#14	#11	W, 55-51
1-31	Tennessee (H)	#11	NR	W, 95-59
2-7	Tulane (H)	#10	NR	W, 48-31
2-10	Florida (A)	#8	NR	W, 68-56
2-14	Auburn (A)	#8	NR	W, 65-57
2-16	Pensacola Navy (A)	#6	NR	W, 71-60
2-21	Georgia Tech (H)	#6	NR	W, 76-52
2-23	Ole Miss (H)	#6	NR	W, 63-48
2-27	Mississippi State (H)	#6	NR	W, 82-47
3-6	Tulane (A)	#5	NR	W, 53-52

### NCAA Tournament - Raleigh, N. C.

3-13	Lebanon Valley (N)	#7	NR	W, 89-76
3-14	Holy Cross (N)	#7	NR	W, 81-73

**NCAA Final Four - Kansas City**

3-17	Indiana (N)	#7	#1	L, 67-80
3-18	Washington (N)	#7	#4	L, 69-88

## SEC CHAMPIONS

## 1953-54 RECORD: 20-5, 14-0

**Coach: Harry Rabenhorst**

DATE	OPPONENT	LSU RANK	OPP RANK	RESULTS
12-5	Pensacola Navy (H)			W, 109-68
12-7	La. College (H)	NR	NR	W, 128-74
12-12	Kansas (H)	#10	#5	W, 68-63
12-15	Texas AGM (H)	#5	NR	W, 77-56
12-19	Wisconsin (H)	#5	NR	L, 66-82
12-21	Northwestern (H)	#5	NR	W, 79-51

**Sugar Bowl Classic - New Orleans**

12-28	Fordham (N-SBC)	#14	#7	W, 65-49
12-29	Holy Cross (N-SBC)	#18	#12	L, 66-66
1-5	Loyola (NO) (H)	NR	NR	W, 69-65

1-8	Georgia (H)	NR	NR	W, 97-62
1-9	Georgia (H)	NR	NR	W, 100-53
1-11	Florida (H)	NR	NR	W, 91-59
1-16	Tennessee (A)	#16	NR	W, 75-62
1-30	Mississippi State (H)	#14	NR	W, 65-54
2-1	Ole Miss (H)	#14	NR	W, 53-52
2-6	Tulane (H)	#17	NR	W, 66-47
2-13	Georgia Tech (A)	#17	NR	W, 89-54
2-15	Vanderbilt (A)	#17	NR	W, 82-69
2-20	Auburn (H)	#13	NR	W, 77-59
2-22	Alabama (H)	#13	NR	W, 79-61
2-27	Mississippi State (A)	#12	NR	W, 61-57
3-1	Ole Miss (A)	#12	NR	W, 76-53
3-6	Tulane (A)	#7	NR	W, 63-52

### SEC Playoff - Nashville, Tenn.

3-9	Kentucky (N)	#8	#1	L, 56-63
-----	--------------	----	----	----------

### NCAA Tournament - Iowa City, Iowa

3-12	Penn State (N)	#8	NR	L, 70-78
3-13	Indiana (N)	#8	#2	L, 62-73

## 1954-55 RECORD: 6-18, 3-11

**Coach: Harry Rabenhorst**

DATE	OPPONENT	LSU RANK	OPP RANK	RESULTS
12-1	La. College (H)	NR	NR	W, 80-63
12-4	Kentucky (A)	NR	NR	L, 58-74
12-6	Kansas (A)	NR	NR	L, 68-83
12-11	Rice (H)	NR	NR	L, 72-79
12-13	Texas AGM (H)	NR	NR	W, 73-61
12-18	Wisconsin (A)	NR	NR	L, 68-107
12-20	Northwestern (A)	NR	NR	L, 66-83
1-3	North Carolina (H)	NR	NR	W, 84-77
1-8	Georgia (A) (ot)	NR	NR	L, 70-76
1-10	Florida (A)	NR	NR	L, 73-78
1-15	Tennessee (H)	NR	NR	L, 68-76
1-17	Kentucky (H)	NR	#1	L, 62-64
1-20	Texas AGM (A)	NR	NR	L, 47-58
1-29	Mississippi State (A)	NR	NR	W, 67-63
1-31	Ole Miss (A)	NR	NR	L, 69-89
2-5	Tulane (H)	NR	NR	L, 57-81
2-7	Loyola (NO) (A)	NR	NR	L, 68-75
2-12	Georgia Tech (H) (ot)	NR	NR	L, 72-79
2-14	Vanderbilt (H)	NR	#20	W, 66-59
2-19	Auburn (A)	NR	NR	L, 71-75
2-21	Alabama (A)	NR	NR	L, 51-71
2-26	Mississippi State (H)	NR	NR	L, 80-84
2-28	Ole Miss (H)	NR	NR	W, 68-65
3-4	Tulane (A)	NR	NR	L, 53-82

## 1955-56 RECORD: 7-17, 5-9

**Coach: Harry Rabenhorst**

DATE	OPPONENT	LSU RANK	OPP RANK	RESULTS
12-1	La. College (H)	NR	NR	L, 79-84
12-3	Kentucky (H)	NR	NR	L, 52-62
12-5	SW College (Tenn.) (H)	NR	NR	W, 72-59
12-10	Texas AGM (A)	NR	NR	L, 59-73
12-12	Rice (A)	NR	NR	L, 60-85
12-17	Loyola (NO) (H)	NR	NR	L, 65-71

### Gator Bowl Tournament - Jacksonville, Fla.

12-28	Clemson (N-GBT)	NR	NR	L, 95-100
12-29	Georgia (N-GBT)	NR	NR	W, 91-86
1-3	North Carolina (A)	NR	#5	L, 69-95
1-5	Saint Louis (H)	NR	NR	L, 79-110
1-7	Georgia (H)	NR	NR	W, 96-77
	Florida (H)	NR	NR	W, 91-90
1-14	Kentucky (A)	NR	#5	L, 65-107
1-16	Tennessee (A)	NR	NR	L, 82-91
1-30	Tulane (H)	NR	NR	W, 87-66
2-4	Mississippi State (H)	NR	NR	L, 78-87
2-6	Ole Miss (H)	NR	NR	W, 100-76
2-11	Vanderbilt (A)	NR	#4	L, 68-107
2-13	Georgia Tech (A)	NR	NR	L, 74-97
	Auburn (H)	NR	NR	L, 71-80
	Alabama (H)	NR	#7	L, 59-77
2-25	Mississippi State (A)	NR	NR	W, 79-71
2-27	Ole Miss (A)	NR	NR	L, 70-81
3-2	Tulane (A)	NR	NR	L, 68-81

## 1956-57 RECORD: 6-19, 1-13

**Coach: Harry Rabenhorst**

DATE	OPPONENT	LSU RANK	OPP RANK	RESULTS
12-3	La. College (H)	NR	NR	W, 89-81
12-6	Birmingham So. (H)	NR	NR	W, 60-59
12-8	Loyola (NO) (H) (ot)	NR	NR	L, 73-77
12-10	Rice (H)	NR	NR	L, 72-87
12-13	SW College (Tenn.) (A)	NR	NR	W, 91-77
12-15	Saint Louis (A)	NR	NR	L, 52-86
12-19	Baylor (H)	NR	NR	W, 84-76
12-22	Loyola (NO) (A)	NR	NR	L, 68-75

**La. Invitational - Shreveport**

12-27	VMI (N-LI)	NR	NR	W, 88-67
12-28	Centenary (A-LI)	NR	NR	L, 75-83
12-29	NW Louisiana (N-LI)	NR	NR	L, 75-103
1-6	Georgia (A)	NR	NR	L, 70-78
1-8	Florida (A)	NR	NR	L, 60-74
1-12	Kentucky (H)	NR	#3	L, 46-51
1-14	Tennessee (H)	NR	#16	W, 62-61
1-18	Tulane (H) (ot)	NR	NR	L, 64-66
2-1	Mississippi State (A)	NR	NR	L, 72-81
2-2	Ole Miss (A)	NR	NR	L, 73-79
2-9	Vanderbilt (H)	NR	#18	L, 66-78
2-11	Georgia Tech (H)	NR	NR	L, 60-87
2-16	Auburn (A)	NR	NR	L, 62-99
2-18	Alabama (A)	NR	NR	L, 70-82
2-22	Mississippi State (H)	NR	#19	L, 76-94
2-23	Ole Miss (H)	NR	NR	L, 76-83
3-1	Tulane (A)	NR	NR	L, 51-59

## COACH JAY MCCREARY

### 8 SEASONS • 1957-65

## 82-115 (.416)

## 1957-58 RECORD: 7-18, 3-11

**Coach: Jay McCreary**

DATE	OPPONENT	LSU RANK	OPP RANK	RESULTS
12-3	St. Mary's (Texas) (H)	NR	NR	W, 68-61
	La. College (H)	NR	NR	W, 66-62
	Rice (A)	NR	#16	L, 56-81
	Miami (Fla.) (H)	NR	NR	L, 65-73
12-16	Texas Tech (H)	NR	NR	L, 72-79
	Florida St. (H)	NR	NR	W, 67-65

### Carousel Invitational - Charlotte, N. C.

12-19	Lafayette (N-CI)	NR	NR	W, 80-72
12-20	Alabama (N-CI)	NR	NR	L, 50-60
12-21	Tennessee (N-CI)	NR	NR	L, 62-63
12-23	Loyola (NO) (A)	NR	NR	L, 62-94
	Georgia (H)	NR	NR	L, 56-59
	Florida (H)	NR	NR	L, 57-81
	Kentucky (A)	NR	#9	L, 52-97
	Tennessee (A)	NR	#13	L, 53-75
1-17	Tulane (A)	NR	NR	W, 69-63
	Loyola (NO) (H)	NR	NR	L, 70-82
	Mississippi State (H)	NR	#14	L, 54-71
	Ole Miss (H)	NR	NR	L, 63-76
	Vanderbilt (A)	NR	NR	L, 60-78
	Georgia Tech (A)	NR	NR	L, 61-88
2-28	Tulane (A)	NR	NR	W, 67-63
	Auburn (H)	NR	#16	L, 58-76
	Alabama (H)	NR	NR	W, 58-49
	Mississippi State (A)	NR	#15	L, 72-95
	Ole Miss (A)	NR	NR	L, 78-85

## 1958-59 RECORD: 10-15, 2-12

**Coach: Jay McCreary**

DATE	OPPONENT	LSU RANK	OPP RANK	RESULTS
12-4	Birmingham So. (H)	NR	NR	W, 79-72
12-9	Arkansas (N-S'port)	NR	NR	W, 67-58
12-11	La. College (H)	NR	NR	W, 59-53
12-13	Rice (H)	NR	NR	L, 56-64
12-15	Texas (H)	NR	NR	W, 52-47
12-17	Loyola (NO) (H)	NR	NR	W, 78-68
12-19	Texas Tech (A)	NR	NR	L, 60-73
12-27	Florida St. (A)	NR	NR	L, 67-82

**Gator Bowl Tournament - Jacksonville, Fla.**

12-29	Georgia (N-GBT)	NR	NR	W, 63-60
12-30	Ole Miss (N-GBT)	NR	NR	W, 69-55
1-3	Georgia (A)	NR	NR	W, 79-66
1-5	Florida (A)	NR	NR	L, 63-69

1-10	Kentucky (H)	NR	#1	L, 61-76
1-12	Tennessee (H)	NR	#17	L, 58-85
1-16	Tulane (H)	NR	NR	L, 59-69
1-27	Loyola (NO) (A)	NR	NR	W, 70-68
1-31	Mississippi State (A)	NR	#11	L, 71-78
2-2	Ole Miss (A)	NR	NR	L, 69-80
2-7	Vanderbilt (H)	NR	NR	L, 57-72
2-9	Georgia Tech (H)	NR	NR	L, 63-64
2-14	Auburn (A)	NR	#4	L, 67-115
2-16	Alabama (A)	NR	NR	L, 84-89
2-21	Mississippi State (H)	NR	#5	L, 67-75
2-23	Ole Miss (H)	NR	NR	W, 89-83
2-27	Tulane (A)	NR	NR	L, 65-77

## 1959-60 RECORD: 5-18, 3-11

**Coach: Jay McCreary**

DATE	OPPONENT	LSU RANK	OPP RANK	RESULTS
12-1	Florida State (H)	NR	NR	W, 89-78

# Year-by-Year Results

## Birmingham (Ala.) Classic

12-15	Auburn (N-BC)	NR	NR	L, 50-67
12-16	Alabama (N-BC)	NR	NR	W, 72-63
12-21	Arkansas (N-Sport)(ot)	NR	NR	L, 81-84

## Sugar Bowl Classic - New Orleans

12-29	Louisville (N-SBC)	NR	NR	W, 84-70
12-30	Mississippi State (N-SBC)	NR	NR	L, 51-73
1- 6	Florida (H)	NR	NR	W, 74-57
1- 8	Georgia (H)	NR	NR	W, 76-57
1-12	Kentucky (A)	NR	#3	L, 63-84
1-13	Tennessee (A)	NR	NR	W, 73-61
1-16	Peru Olympic (H-)			W, 81-49
2- 1	Loyola (NO) (A)	NR	NR	W, 77-61
2- 3	Mississippi State (H)	NR	#10	L, 66-87
2- 5	Ole Miss (H)	NR	NR	W, 70-59
2-10	Georgia Tech (A)	NR	NR	W, 52-51
2-12	Vanderbilt (A)	NR	NR	L, 67-70
2-17	Auburn (H)	NR	NR	L, 50-55
2-19	Alabama (H)	NR	NR	W, 69-60
2-22	Tulane (H)	NR	NR	W, 70-53
2-24	Mississippi State (A)	NR	#5	L, 48-58
2-26	Ole Miss (A)	NR	NR	L, 68-74
3- 9	Tulane (A)	NR	NR	L, 69-84

## 1962-63 RECORD: 12-12, 5-9

### Coach: Jay McCreary

DATE	OPPONENT	LSU	OPP	RESULTS
		RANK RANK		
12- 3	Loyola (NO) (H)	NR	NR	W, 79-66
12- 8	Rice (H)	NR	NR	W, 90-82
12-10	Texas (H)	NR	NR	W, 75-66
12-13	SMU (A)	NR	NR	L, 68-83
12-19	Arkansas (A-Little Rock)	NR	NR	W, 72-70
12-21	Texas A&M (A)	NR	NR	L, 61-67
12-22	Houston (A)	NR	NR	W, 74-73

### Hurricane Classic - Miami, Fla.

12-27	Pittsburgh (N-HC)	NR	NR	L, 73-96
12-28	Cornell (N-HC)	NR	NR	W, 55-48
1- 5	Florida (A)	NR	NR	W, 72-63
1- 7	Georgia (A) (ot)	NR	NR	L, 67-76
1-11	Kentucky (H)	NR	NR	L, 56-63
1-12	Tennessee (H) (ot)	NR	NR	W, 61-60
1-30	Loyola (NO) (A)	NR	NR	W, 72-69
2- 2	Mississippi State (A)	NR	NR	L, 66-73
2- 4	Ole Miss (A)	NR	NR	L, 48-60
2- 8	Vanderbilt (H)	NR	NR	W, 63-56
2- 9	Georgia Tech (H)	NR	#6	W, 56-54
2-12	Tulane (H)	NR	NR	L, 57-59
2-16	Auburn (A)	NR	NR	L, 57-82
2-18	Alabama (A)	NR	NR	L, 71-75
2-23	Mississippi State (H)	NR	#8	L, 64-99
2-25	Ole Miss (H)	NR	NR	W, 80-61
3- 1	Tulane (A)	NR	NR	L, 65-77

## 1963-64 RECORD: 12-13, 8-6

### Coach: Jay McCreary

DATE	OPPONENT	LSU	OPP	RESULTS
		RANK RANK		
12- 2	Loyola (NO) (H)	NR	NR	W, 80-67
12- 5	SMU (H)	NR	NR	W, 66-62
12- 7	Rice (A)	NR	NR	L, 72-87
12- 9	Texas (A)	NR	NR	L, 65-70
12-14	North Carolina (H)	NR	NR	L, 71-76

### VPI Tournament - Blacksburg, Va.

12-20	Va. Tech (A-VPIIT)	NR	NR	L, 64-72
12-21	Maryland (N-VPIIT)	NR	NR	L, 65-75

### Far West Classic - Portland, Ore.

12-26	Oregon St. (A-FWC)	NR	#9	L, 57-87
12-28	Iowa (N-FWC)	NR	NR	W, 92-81
12-30	Seattle (N-FWC)	NR	NR	L, 84-92
1- 4	Georgia (H)	NR	NR	W, 81-63
1- 6	Florida (H)	NR	NR	W, 87-85
1-10	Kentucky (A)	NR	#2	L, 84-103
1-11	Tennessee (A)	NR	NR	L, 58-62
1-15	Tulane (H)	NR	NR	W, 83-74
1-29	Loyola (NO) (A)	NR	NR	W, 73-62
1-31	Mississippi State (H)	NR	NR	W, 87-71
2- 1	Ole Miss (H)	NR	NR	W, 77-67
2- 7	Georgia Tech (A)	NR	NR	L, 49-51
2- 8	Vanderbilt (A)	NR	#8	L, 64-66
2-15	Auburn (H)	NR	NR	W, 86-66
2-17	Alabama (H)	NR	NR	L, 70-72

2-21	Mississippi State (A)	NR	NR	W, 63-60
2-22	Ole Miss (A)	NR	NR	W, 86-80
2-28	Tulane (A)	NR	NR	L, 68-80

## 1964-65 RECORD: 12-14, 7-9

### Coach: Jay McCreary

DATE	OPPONENT	LSU	OPP	RESULTS
		RANK RANK		
12- 1	Loyola (NO) (H)	NR	NR	W, 88-78
12- 5	Baylor (H)	NR	NR	L, 72-84
12- 7	Texas (H)	NR	NR	W, 83-75
12-12	SMU (A)	NR	NR	L, 75-98

### Evansville (Ind.) Tournament

12-18	Denver (N-ET)	NR	NR	W, 88-82
12-19	Evansville (A-ET)	NR	NR	L, 73-93

### All-College Tournament - Oklahoma City

12-28	Xavier (Ohio) (N-ACT)	NR	NR	L, 87-93
12-29	Rice (N-ACT)	NR	NR	W, 79-63
12-30	Creighton (N-ACT)	NR	NR	L, 79-93
1- 2	Georgia (H)	NR	NR	W, 70-69
1- 4	Florida (A)	NR	NR	L, 62-102
1- 9	Kentucky (H)	NR	NR	L, 66-79
1-11	Tennessee (H)	NR	NR	L, 54-58
1-13	Tulane (H)	NR	NR	W, 79-67
1-30	Mississippi State (A)	NR	NR	L, 74-76
2- 1	Ole Miss (A)	NR	NR	W, 58-56
2- 6	Alabama (H)	NR	NR	W, 67-64
2- 8	Vanderbilt (H)	NR	#9	L, 85-96
2-10	Loyola (NO) (A)	NR	NR	W, 89-76
2-13	Auburn (A)	NR	NR	L, 60-101
	Alabama (A)	NR	NR	L, 78-90
2-20	Mississippi State (H)	NR	NR	W, 94-76
2-22	Ole Miss (H)	NR	NR	W, 60-56
2-27	Tulane (A)	NR	NR	W, 77-74
3- 6	Tennessee (A)	NR	NR	L, 60-83
3- 8	Vanderbilt (A)	NR	#5	L, 60-106

## COACH FRANK TRUITT

### 1 SEASON • 1965-66

### 6-20 (.231)

## 1965-66 RECORD: 6-20, 2-14

### Coach: Frank Truitt

DATE	OPPONENT	LSU	OPP	RESULTS
		RANK RANK		
12- 1	Loyola (NO) (H)	NR	NR	L, 61-72
12- 6	Texas (A)	NR	NR	W, 76-66
12- 9	Loyola (NO) (A)	NR	NR	W, 88-84
12-10	SMU (H)	NR	NR	W, 91-88
12-15	Houston (A)	NR	NR	L, 87-110
12-16	Rice (A)	NR	NR	W, 85-80
12-23	Stanford (A)	NR	NR	L, 69-91

### Los Angeles Classic

12-27	UCLA (A-LAC)	NR	NR	L, 89-95
12-29	St. John's (N-LAC)	NR	NR	L, 62-102
12-30	Northwestern (N-LAC)	NR	NR	L, 86-92
1- 1	Georgia (A)	NR	NR	L, 52-82
1- 3	Ole Miss (A)	NR	NR	L, 80-81
1- 8	Auburn (H)	NR	NR	L, 66-74
1-10	Mississippi State (H)	NR	NR	L, 71-74
1-24	Kentucky (A)	NR	#2	L, 85-111
1-29	Vanderbilt (A)	NR	#4	L, 66-98
1-31	Tennessee (A)	NR	NR	L, 59-87
2- 2	Tulane (H)	NR	NR	L, 69-82
2- 5	Mississippi State (A)	NR	NR	L, 61-66
2- 7	Alabama (A)	NR	NR	L, 62-66
2-12	Ole Miss (H)	NR	NR	W, 92-68
2-14	Tennessee (H)	NR	NR	L, 64-74
2-19	Alabama (H)	NR	NR	L, 73-81
2-26	Vanderbilt (H)	NR	#5	L, 84-102
2-28	Florida (H)	NR	NR	W, 86-73
3- 5	Tulane (A)	NR	NR	L, 78-86

## COACH PRESS MARAVICH

### 6 SEASONS • 1966-72

### 76-82 (.469)

## 1966-67 RECORD: 3-23, 1-17

### Coach: Press Maravich

DATE	OPPONENT	LSU	OPP	RESULTS
		RANK RANK		
12- 1	SE Louisiana (H)	NR	NR	L, 88-89
12- 3	Tampa (A)	NR	NR	W, 74-72
12- 6	Texas (H)	NR	NR	L, 78-114

12- 9	Loyola (NO) (A) (2 ot)	NR	NR	L, 86-87
12-14	Tulane (H)	NR	NR	W, 93-83
12-17	Mississippi State (A)	NR	NR	L, 84-98
12-19	Ole Miss (A)	NR	NR	L, 67-74

### Poinsettia Classic - Greenville, S.C.

12-29	Clemson (N-PC)	NR	NR	L, 82-92
12-30	Rice (N-PC)	NR	NR	L, 69-88
1- 3	Auburn (A)	NR	NR	L, 59-70
1- 7	Florida (H)	NR	NR	L, 70-87
1- 9	Georgia (H)	NR	NR	W, 87-85
1-12	Tulane (A)	NR	NR	L, 89-99
1-14	Alabama (A) (ot)	NR	NR	L, 74-76
1-28	Kentucky (A)	NR	NR	L, 72-102
1-30	Vanderbilt (A)	NR	#9	L, 77-79
2- 4	Kentucky (A)	NR	NR	L, 84-105
2- 6	Tennessee (H)	NR	NR	L, 59-76
2- 8	Auburn (H)	NR	NR	L, 63-80
2-11	Florida (A)	NR	NR	L, 71-95
2-13	Georgia (A)	NR	NR	L, 65-78
2-18	Alabama (H)	NR	NR	L, 77-86
2-20	Mississippi State (H)	NR	NR	L, 64-66
2-25	Ole Miss (H)	NR	NR	L, 77-89
3- 4	Tennessee (A)	NR	NR	L, 60-87
3- 6	Vanderbilt (A)	NR	#8	L, 66-75

## 1967-68 RECORD: 14-12, 8-10

### Coach: Press Maravich

DATE	OPPONENT	LSU	OPP	RESULTS
		RANK RANK		
12- 2	Tampa (H)	NR	NR	W, 97-81
12- 4	Texas (A)	NR	NR	W, 87-74
12- 9	Loyola (NO) (H)	NR	NR	W, 90-56

### Milwaukee Classic

12-15	Wisconsin (A-MC)	NR	NR	L, 94-96
12-16	Florida State (N-MC)	NR	NR	L, 100-130
12-19	Ole Miss (H)	NR	NR	W, 81-68
12-22	Mississippi State (H)	NR	NR	W, 111-87
12-30	Alabama (H)	NR	NR	W, 81-70
1- 3	Auburn (H)	NR	NR	W, 76-72
1- 6	Florida (A)	NR	NR	L, 90-97
1- 8	Georgia (A)	NR	NR	W, 79-76
1-11	Tulane (A)	NR	NR	W, 100-91
1-24	Clemson (H)	NR	NR	W, 104-81
1-27	Kentucky (H)	NR	#9	L, 95-121
1-29	Vanderbilt (H)	NR	#7	L, 91-99
2- 3	Kentucky (A)	NR	#10	L, 96-109
2- 5	Tennessee (H)	NR	#6	L, 67-87
2- 7	Auburn (H)	NR	NR	L, 69-74
2-10	Florida (H) (ot)	NR	NR	W, 93-92
2-12	Georgia (H)	NR	NR	L, 73-78
2-17	Alabama (A)	NR	NR	W, 99-89
2-19	Mississippi State (A)	NR	NR	W, 94-83
2-21	Tulane (H)	NR	NR	W, 99-92
2-24	Ole Miss (A)	NR	NR	L, 85-87
3- 2	Tennessee (A)	NR	NR	L, 71-74
3- 4	Vanderbilt (A)	NR	NR	L, 86-115

## 1968-69 RECORD: 13-13, 7-11

### Coach: Press Maravich

DATE	OPPONENT	LSU	OPP	RESULTS
		RANK RANK		
12- 2	Loyola (NO) (A)	NR	NR	W, 109-82
12- 7	Clemson (A)	NR	NR	W, 86-85
12-14	Tulane (H) (2 ot)	NR	NR	L, 99-101
12-18	Florida (H) (ot)	NR	NR	W, 93-89
12-21	Georgia (H)	NR	NR	W, 98-89

### All-College Tournament - Oklahoma City

12-26	Wyoming (N-ACT)	NR	NR	W, 84-78
12-28	Oklahoma City (A-ACT)	NR	NR	W, 101-85
12-30	Duquesne (N-ACT)	NR	NR	W, 94-91
1- 4	Alabama (A)	NR	NR	L, 82-85
1- 9	Vanderbilt (A)	NR	NR	L, 92-94
1-11	Auburn (A)	NR	NR	L, 71-90
1-25	Kentucky (H)	NR	#5	L, 96-108
1-27	Tennessee (H)	NR	NR	L, 68-81
1-31	Pittsburgh (H)	NR	NR	W, 120-79
2- 1	Ole Miss (H) (ot)	NR	NR	L, 81-84
2- 3	Mississippi State (H)	NR	NR	W, 95-71
2- 8	Alabama (H)	NR	NR	W, 81-75
2-10	Tulane (A)	NR	NR	L, 94-110
2-12	Florida (A)	NR	NR	L, 79-95
2-15	Auburn (H)	NR	NR	W, 93-81
2-17	V			

## 1971-72 RECORD: 10-16, 6-12

**Coach: Press Maravich**

DATE	OPPONENT	LSU RANK	OPP RANK	RESULTS
12-6	Baylor (A)	NR	NR	L, 77-81
12-20	Georgia (A)	NR	NR	L, 95-115
12-22	Florida (A)	NR	NR	L, 81-92

**Astro-Bluebonnet - Houston, Texas**

12-27	Houston (A-ABC)	NR	NR	L, 66-100
12-28	Texas AGM (N-ABC)	NR	NR	L, 68-73
1-3	Vanderbilt (H)	NR	NR	L, 73-80
1-6	Georgetown (H)	NR	NR	W, 90-71
1-8	Loyola (NO) (H)	NR	NR	W, 103-85
1-10	Alabama (H)	NR	NR	L, 80-101
1-12	Memphis State (A)	NR	NR	L, 65-82
1-15	Auburn (H)	NR	NR	L, 73-77
1-17	Tulane (H)	NR	NR	W, 76-58
1-22	Georgia (H)	NR	NR	W, 69-68
1-24	Florida (H)	NR	NR	W, 84-73
1-29	Kentucky (A)	NR	NR	L, 71-89
1-31	Tennessee (A)	NR	NR	W, 63-62
2-5	Ole Miss (H)	NR	NR	W, 67-66
2-7	Mississippi State (H)	NR	NR	W, 62-60
2-9	Tulane (A)	NR	NR	W, 75-71
2-12	Alabama (A) (4 ot)	NR	NR	L, 99-103
2-14	Auburn (A)	NR	NR	L, 77-85
2-19	Vanderbilt (A)	NR	NR	L, 83-104
2-26	Kentucky (H)	NR	#18	W, 88-71
2-28	Tennessee (H)	NR	NR	L, 68-78
3-2	Mississippi State (A)	NR	NR	L, 71-89
3-4	Ole Miss (A)	NR	NR	L, 78-101

## COACH DALE BROWN 25 SEASONS • 1972-97 448-301 (.598)

### 1972-73 RECORD: 14-10, 9-9

**Coach: Dale Brown**

DATE	OPPONENT	LSU RANK	OPP RANK	RESULTS
11-27	U of Americas (Mex)-			L, 83-87
11-28	U of Americas (Mex)-			W, 69-57
12-5	Memphis State (H)	NR	#11	W, 94-81
12-16	Georgia (H)	NR	NR	L, 62-66
12-22	Florida (H)	NR	NR	W, 67-54

**Big Blue Classic - Logan, Utah**

12-29	Utah State (A-BBC)	NR	NR	L, 83-104
12-20	Weber State (N-BBC)	NR	NR	W, 82-80
1-2	Vanderbilt (H)	NR	#11	L, 66-71
1-6	Alabama (A)	NR	#14	L, 66-77
1-13	Auburn (A)	NR	NR	W, 79-60
1-20	Georgia (A)	NR	NR	W, 58-55
1-22	Florida (A)	NR	NR	L, 70-73
1-27	Kentucky (H)	NR	NR	L, 71-86
1-29	Tennessee (H)	NR	NR	L, 71-73
2-3	Ole Miss (A)	NR	NR	L, 58-84
2-5	Mississippi State (A)	NR	NR	W, 84-78
2-8	Tulane (A)	NR	NR	W, 92-83
2-10	Alabama (H)	NR	#6	W, 72-70
2-12	Auburn (H)	NR	NR	W, 76-74
2-14	Tulane (H)	NR	NR	W, 73-63
2-17	Vanderbilt (A)	NR	#18	L, 72-82
2-19	S. Mississippi (H)	NR	NR	W, 107-79
2-24	Kentucky (A)	NR	NR	L, 76-94
2-26	Tennessee (A)	NR	NR	W, 78-74
3-1	Mississippi State (H)	NR	NR	W, 94-82
3-3	Ole Miss (H)	NR	NR	W, 70-69

### 1973-74 RECORD: 12-14, 6-12

**Coach: Dale Brown**

DATE	OPPONENT	LSU RANK	OPP RANK	RESULTS
11-16	Australian Olympic (H)-			W, 69-63
12-1	Washington St. (A)	NR	NR	L, 78-80
12-3	Nevada-Reno (A)	NR	NR	L, 86-97
12-8	Pacific (H)	NR	NR	W, 91-77
12-19	Tulane (A)	NR	NR	W, 67-60
12-20	Samford (H)	NR	NR	W, 73-60
12-22	Iona (H)	NR	NR	W, 105-78
12-27	Tulane (H)	NR	NR	W, 76-44
12-30	Boston U. (H)	NR	NR	W, 102-64
1-5	Kentucky (H)	NR	NR	W, 95-84

1-7	Florida (A)	NR	NR	L, 68-72
1-12	Vanderbilt (H)	NR	#6	W, 84-81
1-14	Mississippi State (A)	NR	NR	L, 75-89
1-19	Alabama (H) (ot)	NR	#10	L, 79-80
1-21	Georgia (H)	NR	NR	W, 90-83
1-26	Auburn (A)	NR	NR	W, 87-76
1-28	Tennessee (H)	NR	NR	L, 52-57
2-2	Ole Miss (A)	NR	NR	L, 63-77
2-4	Kentucky (A)	NR	NR	L, 70-73
2-9	Florida (H)	NR	NR	W, 102-81
2-11	Vanderbilt (A)	NR	#5	L, 88-91
2-16	Mississippi State (H)	NR	NR	L, 84-87
2-18	Alabama (A)	NR	#10	L, 87-99
2-23	Georgia (A)	NR	NR	W, 84-79
2-25	Auburn (H)	NR	NR	L, 89-96
3-2	Tennessee (A)	NR	NR	L, 80-100
3-4	Ole Miss (H)	NR	NR	L, 74-82

### 1974-75 RECORD: 10-16, 6-12

**Coach: Dale Brown**

DATE	OPPONENT	LSU RANK	OPP RANK	RESULTS
11-16	Czechoslovakia (H)-			W, 88-78
11-29	S. California (A)	NR	#10	L, 87-100
11-30	Stanford (A)	NR	NR	L, 80-92
12-4	Tulane (H)	NR	NR	W, 80-78
12-18	Tulane (A)	NR	NR	W, 84-82

**Carolina Classic - Columbia, S.C.**

12-20	Duke (N-CC)	NR	NR	W, 105-95
12-21	S. Carolina (A-CC)	NR	#14	L, 64-77
12-27	St. Peter's (H)	NR	NR	W, 113-101
12-28	Texas (H)	NR	NR	L, 63-78
1-4	Kentucky (A)	NR	#9	L, 80-115
1-6	Florida (H)	NR	NR	W, 92-91
1-11	Vanderbilt (A)	NR	NR	L, 82-91
1-16	Mississippi State (H)	NR	NR	L, 84-93
1-18	Alabama (A)	NR	#7	L, 67-93
1-20	Georgia (A)	NR	NR	W, 90-89
1-25	Auburn (H)	NR	#20	L, 78-87
1-27	Tennessee (A)	NR	NR	L, 79-99
2-1	Ole Miss (H)	NR	NR	W, 94-86
2-3	Kentucky (H)	NR	#5	L, 76-77
2-8	Florida (A)	NR	NR	L, 76-92
2-10	Vanderbilt (H)	NR	NR	L, 74-83
2-15	Mississippi State (A)	NR	NR	L, 71-79
2-17	Alabama (H)	NR	#7	L, 76-80
2-22	Georgia (H) (ot)	NR	NR	W, 96-90
2-24	Auburn (A)	NR	NR	L, 96-110
3-1	Tennessee (H)	NR	NR	W, 94-87
3-8	Ole Miss (A)	NR	NR	W, 91-86

### 1975-76 RECORD: 12-14, 5-13

**Coach: Dale Brown**

DATE	OPPONENT	LSU RANK	OPP RANK	RESULTS
11-18	Yugoslavia (H)-			W, 100-90
11-28	CCNY (H-LC)	NR	NR	W, 109-73
11-29	California (H-LC)	NR	NR	W, 85-68
12-3	Tulane (A)	NR	NR	W, 79-65
12-6	Nevada-Reno (H)	NR	NR	W, 94-74
12-22	Farleigh-Dickinson (H)	NR	NR	W, 93-70
12-23	Cornell (H)	NR	NR	W, 87-71
12-27	Stanford (H)	NR	NR	W, 89-85
12-30	DePaul (H)	NR	NR	L, 67-70
1-3	Auburn (H)	NR	NR	L, 86-102
1-5	Florida (H)	NR	NR	W, 85-79
1-10	Ole Miss (H)	NR	NR	W, 100-75
1-17	Alabama (A)	NR	#11	L, 75-113
1-19	Mississippi State (A)	NR	NR	L, 83-90
1-24	Georgia (H)	NR	NR	L, 79-83
1-26	Tennessee (H)	NR	#10	L, 92-105
1-31	Vanderbilt (A)	NR	NR	L, 90-103
2-2	Kentucky (A)	NR	NR	L, 71-85
2-7	Ole Miss (A)	NR	NR	W, 67-57
2-14	Alabama (H)	NR	#11	L, 74-78
2-16	Mississippi State (H)	NR	NR	W, 80-69
2-21	Georgia (A)	NR	NR	L, 70-75
2-23	Tennessee (A)	NR	#9	L, 71-80
2-28	Vanderbilt (H)	NR	NR	W, 89-75
3-1	Kentucky (H)	NR	NR	L, 70-85
3-6	Auburn (A)	NR	NR	L, 80-90

3-8	Florida (A)	NR	NR	L, 81-94
-----	-------------	----	----	----------

### 1976-77 RECORD: 15-12, 8-10

**Coach: Dale Brown**

DATE	OPPONENT	LSU RANK	OPP RANK	RESULTS
11-19	Athletes in Action (H)-			L, 53-76
11-26	Tulane (H)	NR	NR	W, 94-85
12-4	S. California (H)	NR	NR	W, 87-76
12-6	Samford (H)	NR	NR	W, 100-89
12-8	Niagara (H)	NR	NR	W, 82-68
12-17	Oklahoma City (H)	NR	NR	W, 89-77
12-20	Pacific (A)	NR	NR	L, 76-89
12-22	California (A)	NR	NR	W, 69-67
12-27	Montana St. (H)	NR	NR	W, 101-80
12-28	Villanova (H)	NR	NR	L, 68-76
1-3	Ole Miss (H)	NR	NR	W, 75-68
1-8	Alabama (A)	NR	#4	L, 77-80
1-12	Mississippi State (A)	NR	NR	L, 77-80
1-15	Tennessee (H)	NR	NR	L, 102-108
1-17	Georgia (H)	NR	NR	W, 97-77
1-22	Kentucky (A)	NR	#6	L, 72-87
1-24	Vanderbilt (A)	NR	#20	L, 67-78
1-29	Auburn (H)	NR	NR	W, 77-73
1-31	Florida (H)	NR	NR	L, 68-83
2-5	Alabama (H) (ot)	NR	#8	L, 70-77
2-7	Mississippi State (H)	NR	NR	W, 71-66
2-12	Tennessee (A)	NR	#11	L, 64-91
2-14	Georgia (A)	NR	NR	W, 75-69
2-19	Kentucky (H)	NR	#2	L, 76-90
2-21	Vanderbilt (H)	NR	NR	W, 95-74
2-26	Auburn (A)	NR	NR	W, 86-76
2-28	Florida (A)	NR	NR	W, 79-74
3-5	Ole Miss (A)	NR	NR	L, 68-90

### 1977-78 RECORD: 11-9, 12-6

**Coach: Dale Brown**

DATE	OPPONENT	LSU RANK	OPP RANK	RESULTS
11-15	Soviet Union (H)(2 ot)			W, 99-96
11-28	New Orleans (H)	NR	NR	L, 69-73
11-30	Washington State (H)	NR	NR	W, 83-58
12-3	Oral Roberts (A)	NR	NR	W, 68-60
12-5	Texas (A)	NR	NR	L, 66-82
12-7	Tulane (H)	NR	NR	W, 120-88
12-18	Tulane (A)	NR	NR	W, 83-74
12-21	DePaul (H)	NR	NR	W, 68-67
12-22	Rice (H)	NR	NR	W, 97-68
12-29	Arkansas (H)	NR	#3	L, 62-67
1-2	Mississippi State (A) (ot)	NR	NR	L, 82-84
1-4	Alabama (A)	NR	NR	L, 67-70
1-7	Georgia (H)	NR	NR	W, 96-78
1-9	Tennessee (H)	NR	NR	W, 121-87
1-14	Kentucky (A)	NR	#1	L, 76-96
1-16	Vanderbilt (A)	NR	NR	W, 77-55
1-21	Florida (H)	NR	NR	L, 70-74
1-23	Auburn (H)	NR	NR	W, 90-79
1-28	Ole Miss (A)	NR	NR	W, 74-61
2-4	Georgia (A)	NR	NR	W, 89-68
2-6	Tennessee (A)	NR	NR	W, 101-86
2-11	Kentucky (H) (ot)	NR	#1	W, 95-94
2-13	Vanderbilt (H)	NR	NR	W, 80-73
2-18	Florida (A)	NR	NR	L, 72-73
2-20	Auburn (A) (ot)	NR	NR	W, 101-95
2-25	Ole Miss (H)	NR	NR	W, 94-75
3-4	Mississippi State (H)	NR	NR	L, 67-68
3-6	Alabama (H)	NR	NR	W, 103-85

### SEC

# Year-by-Year Results

12-18	UNO (A)	#10	NR	W, 96-66
12-20	Tulane (A)	#10	NR	W, 86-72
12-22	Xavier (H)	#10	NR	W, 78-62
12-29	UNC-Wilmington (H)	#10	NR	W, 100-68
12-30	St. Francis (H)	#10	NR	W, 91-65
1-3	Florida (A)	#10	NR	W, 92-66
1-7	Vanderbilt (H)	#9	NR	W, 77-61
1-10	Mississippi State (A)	#9	NR	W, 81-69
1-14	Alabama (A)	#6	NR	W, 59-56
1-17	Georgia (H)	#6	NR	W, 78-65
1-19	Kentucky (H)	#6	#3	W, 81-67
1-21	Auburn (A)	#5	NR	W, 74-64
1-24	Tennessee (H)	#5	NR	W, 80-63
1-28	Ole Miss (A)	#4	NR	W, 63-59
1-31	Florida (H)	#4	NR	W, 92-75
2-4	Vanderbilt (A)	#4	NR	W, 86-81
2-7	Mississippi State (H)	#4	NR	W, 94-89
2-11	Alabama (H)	#4	NR	W, 70-57
2-14	Georgia (A)	#4	NR	W, 64-62
2-18	Auburn (H)	#4	NR	W, 58-47
2-21	Tennessee (A)	#4	#8	W, 66-65
2-22	Texas A&M (H)	#4	NR	W, 67-57
2-25	Ole Miss (H)	#2	NR	W, 74-67
3-1	Kentucky (A)	#2	#9	L, 71-73
<b>SEC Tournament - Birmingham, Ala.</b>				
3-5	Florida (N)	#3	NR	W, 85-73
3-6	Georgia (N)	#3	NR	L, 60-68
<b>NCAA Tournament - Austin, Texas</b>				
3-14	Lamar (N)	#4	NR	W, 100-78
<b>NCAA Regional - New Orleans, La.</b>				
3-20	Arkansas (N)	#4	#20	W, 72-56
3-22	Wichita State (N)	#4	NR	W, 96-85
<b>NCAA Final Four - Philadelphia, Pa.</b>				
3-28	Indiana (N)	#4	#9	L, 49-67
3-30	Virginia (N)	#4	#5	L, 74-78

**1981-82 RECORD: 14-14, 11-7**

**Coach: Dale Brown**

DATE	OPPONENT	LSU	OPP RESULTS	RANK RANK
11-19	Airliners (H)-		W, 76-71	
11-28	Nevada-Las Vegas (A)	#17	NR	L, 79-83
12-7	Texas A&M (A)	NR	NR	L, 63-68
12-9	St. Peter's (H)	NR	NR	W, 71-55
12-21	Texas-El Paso (H)	NR	NR	W, 71-59
12-23	UCLA (H-New Orleans)	NR	#15	L, 76-83
<b>Sugar Bowl Classic - New Orleans</b>				
12-28	Wake Forest (N-SBC)	NR	NR	W, 70-64
12-29	Houston (N-SBC)	NR	NR	L, 69-73
1-2	Florida (H)	NR	NR	W, 61-60
1-6	Vanderbilt (A)	NR	NR	W, 80-73
1-9	Mississippi State (H)	NR	NR	W, 78-56
1-13	Alabama (A)	NR	#13	L, 86-109
1-16	Georgia (A)	NR	NR	W, 54-53
1-20	Auburn (H)	NR	NR	W, 69-68
1-23	Tennessee (A)	NR	#20	L, 67-77
1-25	Kentucky (A)	NR	#9	L, 65-76
1-27	Ole Miss (H)	NR	NR	W, 53-46
1-30	Florida (A)	NR	NR	W, 61-59
2-3	Vanderbilt (H)	NR	NR	W, 78-70
2-6	Mississippi State (A)	NR	NR	W, 57-43
2-10	Alabama (H)	NR	#10	W, 73-68
2-13	Georgia (H)	NR	NR	L, 51-57
2-17	Auburn (H)	NR	NR	L, 72-82
2-20	Tennessee (H)	NR	NR	L, 53-54
2-21	Wichita State (H)	NR	#NR	L, 65-66
2-24	Ole Miss (A)	NR	NR	L, 61-74
2-27	Kentucky (H)	NR	#7	W, 94-78

**SEC Tournament - Lexington, Ky.**

3-4	Ole Miss (N)	NR	NR	L, 52-59
<b>National Invitation Tournament</b>				
3-12	Tulane (H)	NR	NR	L, 72-83

**1982-83 RECORD: 19-13, 10-8**

**Coach: Dale Brown**

DATE	OPPONENT	LSU	OPP RESULTS	RANK RANK
11-18	Brewster Heights (H)-		W, 104-82	
<b>Hawaii Tipoff Tournament</b>				
11-26	Chaminade (A)	NR	NR	W, 75-62
11-27	Hawaii Pacific (A)	NR	NR	W, 98-76

11-28	Hawaii (A)	NR	NR	L, 66-68
11-30	Pan American (H)	NR	NR	W, 76-67
12-4	N. Carolina (N-NJ)	NR	#15	L, 43-47
12-6	Loyola (Chicago) (H)	NR	NR	W, 87-80
12-8	Texas A&M (N. O.)	NR	NR	W, 88-70
12-18	Cleveland State (H)	NR	NR	W, 115-77
12-20	UCLA (A)	NR	#4	L, 68-82
12-22	Texas-El Paso (A)	NR	NR	W, 51-49
12-30	St. Francis (Pa.) (H)	NR	NR	W, 67-66
1-3	Vanderbilt (A)	NR	NR	L, 65-67
1-5	Kentucky (A)	NR	#3	L, 50-52
1-8	Auburn (H)	NR	NR	W, 60-56
1-10	Tennessee (H)	NR	#12	L, 58-59
1-15	Ole Miss (A)	NR	NR	W, 71-68
1-17	UNC-Wilmington (H)	NR	NR	W, 70-55
1-22	Alabama (A)	NR	NR	L, 70-75
1-24	Mississippi State (A)	NR	NR	L, 65-80
1-29	Auburn (H)	NR	NR	L, 62-64
2-1	Florida (H)	NR	NR	W, 78-69
2-5	Georgia (A)	NR	#19	W, 70-59
2-7	Tennessee (A)	NR	NR	L, 63-66
2-12	Ole Miss (H)	NR	NR	W, 72-63
2-19	Alabama (H)	NR	NR	L, 67-71
2-21	Mississippi State (H)	NR	NR	W, 86-73
2-26	Auburn (A)	NR	NR	W, 87-61
2-28	Florida (A)	NR	NR	W, 91-87
3-3	Vanderbilt (H)	NR	NR	W, 66-53
3-5	Kentucky (H)	NR	#7	W, 74-60
<b>SEC Tournament - Birmingham, Ala.</b>				
3-11	Tennessee (N)	NR	NR	L, 71-74
<b>National Invitation Tournament</b>				
3-16	New Orleans (H)(ot)	NR	NR	L, 94-99

**1983-84 RECORD: 18-11, 11-7**

**Coach: Dale Brown**

DATE	OPPONENT	LSU	OPP RESULTS	RANK RANK
11-11	Houston Flyers (H)-		W, 104-89	
11-26	New Orleans (A)	#11	NR	W, 67-59
11-28	UNC-Wilmington (A)	#11	NR	W, 94-59
12-1	Washington (H)	#12	NR	W, 51-48
12-3	Texas A&M (H-Houston)	#12	NR	W, 75-65
12-6	Houston (H)	#9	#6	L, 91-100
12-19	Houston Baptist (H)	#10	NR	W, 60-59
12-21	Pan American (H)	#11	NR	W, 81-70
1-1	Vanderbilt (H)	#9	NR	W, 73-66
1-5	Georgia (A)	#9	NR	W, 81-77
1-7	Kentucky (H)	#9	#2	L, 80-96
1-10	Tennessee (A)	#11	NR	L, 69-70
1-14	Ole Miss (H)	#11	NR	W, 93-70
1-16	U. S. International (H)	#11	NR	W, 104-66
1-21	Alabama (H)	#15	NR	W, 85-84
1-23	Mississippi State (H)	#15	NR	W, 80-64
1-27	Auburn (A)	#10	NR	L, 78-80
1-29	North Carolina (A)	#10	#1	L, 79-90
2-1	Florida (A)	#14	NR	L, 60-78
2-4	Georgia (H) (ot)	#14	NR	W, 69-68
2-6	Tennessee (H) (ot)	#14	NR	W, 61-59
2-12	Ole Miss (A)	#20	NR	W, 65-61
2-17	Alabama (A) (ot)	#17	NR	L, 49-51
2-20	Mississippi State (A)	#17	NR	W, 85-70
2-25	Auburn (H)	NR	NR	W, 81-80
2-27	Florida (H)	NR	NR	W, 77-73
3-3	Vanderbilt (A)	NR	NR	L, 68-74
3-5	Kentucky (A)	NR	#3	L, 68-90
<b>SEC Tournament - Nashville, Tenn.</b>				
3-11	Alabama (N)	NR	NR	L, 70-72
<b>NCAA Tournament - Salt Lake City</b>				
3-16	Dayton (N)	NR	NR	L, 66-74

**SEC CHAMPIONS**

**1984-85 RECORD: 19-10, 13-5**

**Coach: Dale Brown**

DATE	OPPONENT	LSU	OPP RESULTS	RANK RANK
11-8	China (H)-	#14	NR	W, 90-85
11-28	Loyola (Chicago) (H)	#16	NR	W, 102-96
12-1	Oral Roberts (A)	#16	NR	W, 74-71
12-3	Texas (H)	#16	NR	W, 87-79
12-5	Ole Miss (H)	#13	NR	W, 89-64
12-8	Houston (A)	#13	NR	L, 73-81
12-21	New Orleans (H)	#19	NR	W, 78-64

12-22	UNC-Wilmington (H)	#19	NR	W, 88-65
12-28	Utah State (H)	#18	NR	W, 103-71
12-30	Alabama (H)	#18	NR	W, 63-61
1-2	Georgia (A)	#14	NR	W, 79-74
1-5	Mississippi State (A)	#14	NR	L, 69-83
1-9	Alabama (A)	NR	NR	L, 67-89
1-12	Tennessee (H)	NR	NR	W, 75-65
1-17	Ole Miss (A)	NR	NR	L, 65-68
1-19	Vanderbilt (A)	NR	NR	W, 69-68
1-23	Florida (H)	NR	NR	W, 86-68
1-26	Auburn (H)	NR	NR	W, 80-62
1-31	Kentucky (A)	NR	NR	L, 43-53
2-2	Georgia (H)	NR	NR	L, 58-59
2-6	Mississippi State (H)	NR	NR	W, 80-65
2-10	North Carolina (H)	NR	#15	L, 70-75
2-14	Tennessee (A)	NR	NR	W, 87-82
2-16	Syracuse (A)	NR	#8	L, 64-76
2-20	Vanderbilt (H)	NR	NR	W, 84-55
2-23	Florida (A)	NR	NR	W, 61-59
2-27	Auburn (A)	NR	NR	W, 78-73
3-2	Kentucky (H)	NR	NR	W, 67-61

**SEC Tournament - Birmingham, Ala.**

3-7	Auburn (N)	#19	NR	L, 55-58
<b>NCAA Tournament - Dayton, Ohio</b>				
3-15	Navy (N)	#20	NR	L, 55-78

**NCAA FINAL FOUR**

**1985-86 RECORD: 26-12, 9-9**

**Coach: Dale Brown**

DATE	OPPONENT	LSU	OPP RESULTS	RANK RANK
11-15	Brewster Heights (H)-		W, 131-82	
11-22	Montana State (H)	#14	NR	W, 84-59
11-27	Washington (A)	#12	NR	W, 70-61
11-30	BYU-Hawaii (A)	#12	NR	W, 89-71
12-1	Hawaii-Pacific (A)	#12	NR	W, 101-89
12-2	Hawaii-Loa (A)	#12	NR	W, 77-68
12-3	Hawaii-Hilo (A)	#11	NR	W, 70-61
12-14	Hardin-Simmons (H)	#11	NR	W, 87-71
12-16	Lamar (A)	#11	NR	W, 74-57
12-17	Texas (A)	#9	NR	W, 72-65

**LSU Invitational**

12-20	SE Louisiana (H-LSU)	#9	NR	W, 82-61
12-21	Southern (H-LSU)	#9	NR	W, 91-83
12-30	Oral Roberts (H)	#9	NR	W, 82-64
1-2	Georgia (H)	#8	NR	W, 85-73
1-4	Mississippi State (H)	#8	NR	W, 90-74
1-9	Alabama (A)	#8	NR	L, 67-83
1-11	Tennessee (A)	#8	NR	L, 77-88
1-13	Ole Miss (H)	#8	NR	W, 86-68
1-18	Vanderbilt (H)	#14	NR	W, 84-67
1-22	Florida (A)	#14	NR	L, 65-74
1-29	Kentucky (H)	#17	#8	L, 52-54
2-1	Georgia (A)	#17	NR	L, 76-92
2-2	Georgetown (A)	#17	#12	L, 72-74
2-4	Auburn (A)	NR	NR	W, 63-61
2-5	Mississippi State (A)	NR	NR	W, 68-62
2-9	Alabama (H)	NR	#20	L, 71-80
2-12	Tennessee (H)	NR	NR	W, 75-50
2-15	Ole Miss (A)	NR	NR	L, 57-58
2-20	Vanderbilt (A)	NR	NR	W, 74-68
2-22	Florida (H)	NR	NR	W, 80-69
2-26	Auburn (H)	NR	NR	L, 86-92
3-1	Kentucky (A)	NR	#5	L, 57-68

**SEC Tournament - Lexington, Ky.**

3-6	Florida (N)	NR	NR	W, 72-66
3-7	Kentucky (A)	NR	#4	L, 58-61
<b>NCAA Tournament - Baton Rouge</b>				
3-13	Purdue (H) (2 OT)	NR	NR	W, 94-87
3-15	Memphis State (H)	NR	#12	W, 83-81
<b>NCAA SE Regional - Atlanta</b>				
3-20	Georgia Tech (A)	NR	#6	W, 70-64
3-22	Kentucky (N)	NR	#3	W, 59-57
<b>NCAA Final Four - Dallas</b>				
3-29	Louisville (N)	NR	#7	L, 77-88

**1986-87 RECORD: 24-15, 8-10**

**Coach: Dale Brown**

DATE	OPPONENT	LSU	OPP RESULTS	RANK RANK
11-14	Continental (H)-		W, 86-76	

**Pre-Season NIT**

11-21	TCU (H-NIT)	NR	NR	L, 74-83
12-4	Arkansas State (H)	NR	NR	W, 73-61
12-6	McNeese State (A)	NR	NR	W, 77-82
12-14	Georgia Tech (H)	NR	#16	W, 52-44
12-16	Florida (A)	NR	NR	L, 75-96

**LSU Invitational**

12-19	Hardin-Simm. (H-LSU)	NR	NR	W, 77-71
12-20	New Orleans (H-LSU)	NR	NR	L, 71-82
12-22	Vanderbilt (H)	NR	NR	L, 61-63
12-29	W. Virginia St. (N)	NR	NR	W, 93-76
12-30	Illinois-Chicago (N)	NR	NR	W, 117-84
12-31	BYU-Hawaii (A)	NR	NR	W, 85-70
1-1	Denison (N)	NR	NR	W, 99-45
1-5	Ole Miss (A)	NR	NR	L, 63-73
1-8	Tennessee (A)	NR	NR	

**NCAA Tournament - Hartford, Conn.**

3-18	Georgetown (N)	NR	NR	L, 63-66
------	----------------	----	----	----------

**1988-89 RECORD: 20-12, 11-7**

**Coach: Dale Brown**

DATE	OPPONENT	LSU	OPP	RESULTS
		RANK	RANK	
11-11	Brewster Heights (H)-			W, 103-94
11-20	Yugoslavia (H)-			L, 84-92
11-25	Marist College (H)	NR	NR	W, 94-58
11-30	Oral Roberts (H)	NR	NR	L, 96-100
12-6	Louisiana Tech (H)(ot)	NR	NR	L, 109-111
12-8	McNeese State (H)	NR	NR	W, 91-89
12-10	Florida (A)	NR	NR	W, 111-101
12-20	Tennessee-Martin (H)	NR	NR	W, 128-89
12-22	Illinois (H)	NR	#5	L, 100-127

**Chaminade Classic - Honolulu**

12-28	Morehead St. (N-CC)	NR	NR	W, 101-88
12-29	Chaminade (A-CC)	NR	NR	W, 94-79
12-30	Nebraska (N-CC)	NR	NR	W, 90-87
1-2	Maryland (A)	NR	NR	W, 79-77
1-4	Mississippi State (H)	NR	NR	L, 84-87
1-7	Auburn (H)	NR	NR	W, 104-77
1-11	Tennessee (A)	NR	#17	L, 96-100
1-14	Kentucky (A)	NR	NR	W, 64-62
1-18	Vanderbilt (H)	NR	NR	W, 85-84
1-21	Alabama (H)	NR	NR	W, 80-76
1-25	Georgia (A)	NR	NR	W, 80-79
1-28	Georgetown (H-N.O.)	NR	#2	W, 82-80
2-1	Ole Miss (H)	NR	NR	W, 105-75
2-4	Mississippi State (A)	NR	NR	L, 79-96
2-8	Auburn (A)	#19	NR	W, 104-91
2-11	Tennessee (H)	#19	NR	W, 122-106
2-15	Kentucky (H)	NR	NR	W, 99-80
2-18	Vanderbilt (A)	NR	NR	L, 74-108
2-20	Georgia (H)	NR	NR	W, 97-83
2-22	Alabama (A)	#20	NR	L, 72-87
2-25	Nevada-Las Vegas (H)	#20	#18	W, 88-87
3-1	Florida (H)	NR	NR	L, 95-104
3-4	Ole Miss (A)(ot)	NR	NR	L, 112-113

**SEC Tournament - Knoxville, Tenn.**

3-10	Tennessee (A)	NR	NR	L, 77-95
------	---------------	----	----	----------

**NCAA Tournament - Tucson, Arizona**

3-17	Texas-El Paso (N)	NR	NR	L, 74-85
------	-------------------	----	----	----------

**1989-90 RECORD: 23-9, 12-6**

**Coach: Dale Brown**

DATE	OPPONENT	LSU	OPP	RESULTS
		RANK	RANK	
11-8	Athletes in Action (H)-			W, 111-79
11-10	Russia (H)-			W, 114-109

**Pre-Season NIT**

11-15	S. Mississippi (H-NIT)	#2	NR	W, 91-80
11-17	Kansas (H-NIT)	#2	NR	L, 83-89
12-2	McNeese State (H)	#9	NR	W, 85-49
12-4	Lamar (H)	#9	NR	W, 116-76
12-8	Cal. State L.A. (H)	#9	NR	W, 82-57
12-20	Northwestern St. (H)	#8	NR	W, 73-63
12-30	Hardin-Simmons (H)	#9	NR	W, 100-66
1-2	Texas (N-Houston)	#11	NR	W, 124-113
1-4	Mississippi State (A)(ot)	#11	NR	L, 80-87
1-6	Auburn (A)	#11	NR	W, 77-70
1-8	Tennessee (H)	#11	NR	W, 111-94
1-13	Kentucky (H)	#14	NR	W, 94-81
1-16	Vanderbilt (H)	#13	NR	W, 101-72
1-20	Notre Dame (H-N.O.)	#13	NR	W, 87-64
1-21	Alabama (A)	#13	#24	L, 55-70
1-24	Georgia (H)	#16	NR	L, 92-94
1-27	Florida (H)	#16	NR	W, 70-52
1-28	Nevada-Las Vegas (H)	#16	#5	W, 107-105
1-31	Ole Miss (A)	#14	NR	W, 79-77
2-3	Loyola Mary. (H)(ot)	#14	#20	W, 148-141
2-5	Mississippi State (H)	#14	NR	W, 86-68
2-7	Auburn (H)	#11	NR	W, 82-71
2-10	Tennessee (A)	#11	NR	W, 119-113
2-15	Kentucky (A)	#9	NR	L, 95-100
2-18	Vanderbilt (A)	#9	NR	W, 121-108
2-21	Alabama (H)	#12	NR	W, 75-69
2-25	Georgia (A)	#12	NR	L, 85-86
2-27	Florida (A)	#15	NR	L, 63-76
3-3	Ole Miss (H)	#15	NR	W, 103-94

**SEC Tournament - Orlando, Fla.**

3-9	Auburn (N-SEC)	#16	NR	L, 76-78
-----	----------------	-----	----	----------

**NCAA Tournament - Knoxville, Tenn.**

3-15	Villanova (N-NCAA)	#19	NR	W, 70-63
3-17	Georgia Tech (N-NCAA)	#19	NR	L, 91-94

**SEC CHAMPIONS**

**1990-91 RECORD: 20-10, 13-5**

**Coach: Dale Brown**

DATE	OPPONENT	LSU	OPP	RESULTS
		RANK	RANK	
11-16	Newcastle (H)-			W, 111-91

**Tipoff Classic - Springfield, Mass.**

11-24	Villanova (N-TC)	#14	NR	L, 91-93
11-26	SE Louisiana (H)	#14	NR	W, 117-68
11-30	Texas (H)	#20	#22	W, 101-87
12-7	Chapman (H)	#18	NR	W, 101-68
12-8	Arizona (H)	#18	#2	W, 92-82
12-18	Arkansas State (H)	#10	NR	W, 99-74
12-20	Loyola Mary. (H)	#10	NR	W, 122-114
12-22	Illinois (A)	#10	NR	L, 96-102
12-29	Nicholls State (H)	#15	NR	W, 118-76
1-2	Vanderbilt (H)	#14	NR	W, 87-70
1-5	Kentucky (A)	#14	#16	L, 80-93
1-7	Georgia (H)	#14	NR	W, 83-76
1-12	Auburn (A)	#20	NR	W, 96-84
1-15	Alabama (A)	#20	NR	W, 90-80
1-19	Ole Miss (H)	#20	NR	W, 87-71
1-22	Tennessee (A)	#16	NR	L, 89-92
1-26	Florida (H)	#16	NR	W, 76-66
1-29	Mississippi State (H)	#14	NR	L, 79-82
2-2	Vanderbilt (A)	#14	NR	L, 59-63
2-5	Kentucky (H)	#19	#10	W, 107-88
2-8	Georgia (A)	#19	NR	W, 89-86
2-10	Duke (A)	#19	#6	L, 70-88
2-13	Auburn (H)	#20	NR	W, 98-61
2-17	Alabama (H)	#20	NR	W, 88-81
2-20	Ole Miss (A)	#19	NR	W, 89-78
2-23	Tennessee (H)	#19	NR	W, 119-87
2-27	Florida (A)	#18	NR	W, 79-66
3-2	Mississippi State (A)	#18	#23	L, 73-76

**SEC Tournament - Nashville, Tenn.**

3-8	Auburn (N-SEC)	#16	NR	L, 77-92
-----	----------------	-----	----	----------

**NCAA Tournament - Minneapolis, Minn.**

3-14	Connecticut (N-NCAA)	#22	NR	L, 62-79
------	----------------------	-----	----	----------

**1991-92 RECORD: 21-10, 12-4**

**Coach: Dale Brown**

DATE	OPPONENT	LSU	OPP	RESULTS
		RANK	RANK	
11-8	Melbourne (H)-			W, 96-60
11-15	Rancho Raiders (H)-			W, 126-80

11-22	Northeast La. (H)	#6	NR	W, 77-76
11-27	Middle Tenn. St. (H)	#9	NR	W, 96-65
11-30	Nevada-Las Vegas (A)	#9	NR	L, 55-76
12-7	Arizona (A)	#16	#3	L, 67-87
12-17	SE Louisiana (H)	NR	NR	W, 101-64
12-21	Louisville (H)	NR	#25	L, 92-93
12-28	Northern Arizona (H)	NR	NR	W, 158-86
12-30	Nicholls State (H)	NR	NR	W, 123-61
1-3	Texas (H-N.O.)	NR	NR	W, 84-83
1-8	Auburn (A)	NR	NR	W, 87-70
1-11	Arkansas (H)	NR	#13	L, 90-101
1-14	Alabama (A)	NR	#9	W, 89-81
1-18	Mississippi State (A)	NR	NR	W, 83-70
1-20	McNeese State (H)	NR	NR	W, 115-67
1-25	Ole Miss (A)	NR	NR	W, 83-73
1-29	Tennessee (H)	NR	NR	W, 97-82
2-2	Kentucky (H)	NR	#14	W, 74-53
2-5	Florida (A)	#22	NR	W, 70-50
2-8	Duke (H)	#22	#1	L, 67-77
2-11	Georgia (H)	#20	NR	L, 62-64
2-15	Vanderbilt (A)	#20	NR	L, 69-76
2-19	South Carolina (A)	NR	NR	W, 74-56
2-22	Auburn (H)	NR	NR	W, 99-82
2-25	Ole Miss (H)	NR	NR	W, 100-69
2-29	Alabama (H)	NR	#16	W, 73-65
3-3	Arkansas (A)(ot)	#23	#7	L, 92-106
3-7	Mississippi State (H)	#23	NR	W, 89-80

**SEC Tournament - Birmingham, Ala.**

3-13	Tennessee (N-SEC)	#23	NR	W, 99-89
3-14	Kentucky (N-SEC)	#23	#9	L, 74-80

**NCAA Tournament - Boise, Idaho**

3-19	BYU (N-NCAA)	#25	NR	W, 94-83
3-21	Indiana (N-NCAA)	#25	#5	L, 79-89

**1992-93 RECORD: 22-11, 9-7**

**Coach: Dale Brown**

DATE	OPPONENT	LSU	OPP	RESULTS
		RANK	RANK	
11-20	High Five America (H)-			W, 94-89
11-24	Australia (H)-			W, 97-74

12-1	McNeese State (H)	NR	NR	W, 83-72
12-3	Southeastern La. (H)	NR	NR	W, 92-65
12-5	Mercer (H)	NR	NR	W, 82-48
12-15	Nicholls St. (H)	NR	NR	W, 75-64
12-16	Campbell (H)	NR	NR	W, 93-71

**MauI Invitational**

12-21	Stanford (N)	NR	NR	W, 72-63
12-22	Duke (N)	NR	#1	L, 67-96
12-23	Memphis State (N)	NR	NR	L, 66-70
12-29	Northwestern St. (H)	NR	NR	W, 93-79
12-30	Tennessee State (H)	NR	NR	W, 90-68
1-2	Drake (H)	NR	NR	W, 94-86
1-6	Alabama (A)	NR	NR	L, 67-77
1-9	Auburn (H)	NR	NR	W, 87-81
1-13	Mississippi State (A)(ot)	NR	NR	W, 84-76
1-16	Florida (H)	NR	NR	W, 85-81
1-20	Central Conn. St. (H)	NR	NR	W, 86-53
1-23	Ole Miss (A)	NR	NR	L, 62-71
1-26	Kentucky (A)	NR	#4	L, 67-105
1-30	South Carolina (H)	NR	NR	W, 85-62
2-2	Arkansas (H)	NR	#17	L, 79-91
2-7	Texas (N-San Antonio)	NR	NR	W, 84-81
2-10	Mississippi State (H)	NR	NR	W, 92-66
2-13	Auburn (A)	NR	NR	W, 75-73
2-17	Vanderbilt (H)	NR	#11	L, 66-87
2-20	Tennessee (A)	NR	NR	W, 81-74
2-23	Alabama (H)	NR	NR	W, 76-68
2-27	Georgia (A)	NR	#13	L, 78-81
3-3	Arkansas (A)	NR	NR	L, 75-88
3-6	Ole Miss (H)	NR	NR	W, 71-56

**SEC Tournament - Lexington, Ky.**

3-12	Ole Miss (N)	NR	NR	W, 89-70
3-13	Vanderbilt (N)	NR	#5	W, 72-62
3-14	Kentucky (A)	NR	#4	L, 65-82

**NCAA Tournament - Chicago, Ill.**

3-18	California (N)	NR	NR	L, 64-66
------	----------------	----	----	----------

**1993-94 RECORD: 11-16, 5-11**

**Coach: Dale Brown**

DATE	OPPONENT	LSU	OPP	RESULTS

# Year-by-Year Results

11-26	Iowa (N)	NR	NR	W*	70-60
11-27	South Carolina (N)	NR	NR	L	68-74
11-30	North Carolina AGT (H)	NR	NR	W*	74-62
12-3	Samford (H)	NR	NR	L	50-53

**John Wooden Classic - Anaheim, Calif.**

12-7	Louisville (N) [ot]	NR	NR	L	87-93
12-15	Michigan (A)	NR	#5	L	59-70
12-18	N. Carolina (A)	NR	#12	L	48-67
12-21	Oral Roberts (H)	NR	NR	W*	59-58
12-23	Prairie View (H)	NR	NR	W	96-56
12-28	Fresno State (H)	NR	NR	W*	79-75
12-30	Lafayette (H)	NR	NR	W	64-43
1-4	Mississippi State (A)	NR	NR	L	66-69
1-7	Florida (H)	NR	NR	W	88-92
1-11	Arkansas (A)	NR	NR	L	59-82
1-15	Vanderbilt (H)	NR	NR	L	62-69
1-19	Tennessee (A)	NR	NR	L	52-66
1-22	Auburn (H)	NR	NR	W	75-59
1-25	Alabama (A)	NR	NR	L	66-75
1-29	Mississippi State (H)	NR	NR	L	60-68
2-1	South Carolina (H)	NR	#25	L	65-80
2-5	Ole Miss (H)	NR	NR	L	73-79
2-8	Auburn (A)	NR	NR	L	72-76
2-12	Kentucky (A)	NR	#4	L	48-84
2-15	Alabama (H)	NR	NR	L	72-78
2-22	Georgia (A)	NR	NR	L	59-82
2-26	Ole Miss (A)	NR	NR	L	68-74
3-1	Arkansas (H)	NR	NR	W	66-64

**SEC Tournament - Memphis, Tenn.**

3-6	Georgia (N)	NR	#24	L	54-75
-----	-------------	----	-----	---	-------

\* wins vacated by NCAA

**COACH JOHN BRADY**

**11 SEASONS • 1997-2008**  
**192-139 (.580)**

**1997-98 RECORD: 9-18, 2-14**

**Coach: John Brady**

DATE	OPPONENT	LSU	OPP	RESULTS
				RANK RANK
11-6	Double Pump (H)			W, 76-67
11-14	Outback All-Stars (H)			W, 60-62
11-20	Southern-NO (H)	NR	NR	W, 99-51
11-24	Centenary (H)	NR	NR	W, 59-41
11-26	Fresno State (A)	NR	#12	L, 65-90
11-29	Nicholls St. (H)	NR	NR	W, 72-52
12-1	Lamar (H)	NR	NR	L, 64-70
12-14	Jackson St. (H)	NR	NR	W, 57-49
12-17	Texas (A)	NR	NR	L, 63-69
12-23	Robert Morris (H)	NR	NR	W, 63-58
12-28	Southern-BR (H)	NR	NR	W, 77-66
12-30	Houston (H)	NR	NR	W, 72-50
1-4	Arkansas (A)	NR	#23	L, 59-62
1-7	Alabama (H)	NR	NR	L, 57-60
1-10	South Carolina (A)	NR	#16	L, 53-70
1-14	Auburn (H)	NR	NR	W, 59-54
1-17	Florida (A)	NR	NR	W, 66-63
1-21	Ole Miss (A)	NR	#13	L, 58-80
1-24	Georgia (H)	NR	NR	L, 52-61
1-28	Arkansas (H)	NR	#15	L, 68-85
1-31	Tennessee (H)	NR	NR	L, 65-72
2-4	Kentucky (H)	NR	#8	L, 61-63
2-11	Mississippi State (A)	NR	NR	L, 48-65
2-14	Auburn (A)	NR	NR	L, 44-66
2-18	Ole Miss (H)	NR	#15	L, 57-83
2-21	Alabama (A)	NR	NR	L, 60-69
2-25	Vanderbilt (A)	NR	NR	L, 58-60
2-28	Mississippi State (H)	NR	NR	L, 62-63

**SEC Tournament - Atlanta, Ga.**

3-5	Tennessee (N)	NR	NR	L	62-73
-----	---------------	----	----	---	-------

**1998-99 RECORD: 12-15, 4-12**

**Coach: John Brady**

DATE	OPPONENT	LSU	OPP	RESULTS
				RANK RANK
11-16	Texas-Pan Am (H)	NR	NR	W, 75-56
11-21	McNeese State (H)	NR	NR	W, 52-39
11-25	North Carolina AGT (H)	NR	NR	W, 72-59
11-30	Houston (A)	NR	NR	L, 55-67
12-12	Jackson State (H)	NR	NR	W, 72-53
12-16	Prairie View AGM (H)	NR	NR	W, 84-62
12-19	Texas (H) [ot]	NR	NR	W, 63-61
12-22	Troy State (H)	NR	NR	W, 74-56

12-29	Belmont (H)	NR	NR	W	82-63
1-2	Arkansas (H)	NR	#18	L	75-80
1-6	Tennessee (A)	NR	NR	L	58-93
1-9	Auburn (H)	NR	#14	L	70-73
1-13	Alabama (H)	NR	NR	W	71-70
1-16	Mississippi State (A)	NR	NR	L	53-55
1-20	Florida (H)	NR	NR	L	58-77
1-23	Vanderbilt (H)	NR	NR	W	64-59
1-27	Arkansas (A)	NR	#21	L	64-86
1-30	Kentucky (A)	NR	#6	L	62-86
2-3	Ole Miss (H)	NR	NR	L	66-82
2-6	Auburn (A)	NR	#6	L	54-80
2-10	Alabama (A) [3ot]	NR	NR	L	71-72
2-13	Arizona (A)	NR	#10	L	71-78
2-17	South Carolina (H)	NR	NR	W	60-56
2-20	Georgia (A)	NR	NR	L	57-59
2-24	Mississippi State (H)	NR	NR	W	74-63
2-27	Ole Miss (A)	NR	NR	L	57-79

**SEC Tournament - Atlanta, Ga.**

3-4	Florida (N)	NR	#21	L	75-97
-----	-------------	----	-----	---	-------

**SEC CHAMPIONS**

**1999-00 RECORD: 28-6, 12-4**

**Coach: John Brady**

DATE	OPPONENT	LSU	OPP	RESULTS
				RANK RANK
11-8	Next Level (H)			W, 78-70
11-12	Sports Tour (H)			W, 94-61
11-20	Grambling State (H)	NR	NR	W, 112-37
11-22	Southeastern La. (H)	NR	NR	W, 75-36

**Hawaii Pacific Classic - Honolulu, Hawaii**

11-26	Oakland Univ. (N)	NR	NR	W	87-80
11-27	Wyoming (N)	NR	NR	W	103-86
11-28	Fresno State (N)	NR	NR	W	95-85
12-11	Alcorn State (H)	NR	NR	W	71-64
12-14	Tennessee-Martin (H)	NR	NR	W	73-45
12-18	Sam Houston (H)	NR	NR	W	85-67
12-21	Centenary (H-S*port)	NR	NR	W	80-52
12-23	Nicholls State (H)	NR	NR	W	91-74
12-27	Howard (H)	NR	NR	W	81-55

**Sugar Bowl Classic - New Orleans, La.**

12-30	Oklahoma State (N)	NR	#11	W	63-53
1-5	Alabama (H)	NR	#21	NR	W, 78-66
1-8	Tennessee (H)	#21	#15	L	59-64
1-12	Florida (A)	#24	#10	L	57-82
1-15	Vanderbilt (A)	#24	NR	L	62-65
1-19	Georgia (H)	NR	NR	W	61-57
1-26	Arkansas (H)	NR	NR	W	96-75
1-29	Arizona (H)	NR	#5	W	86-60
2-2	Mississippi State (A)	#22	NR	L	66-68
2-5	Alabama (A)	#22	NR	W	93-60
2-9	Auburn (H)	#25	#9	W	83-68
2-13	Kentucky (H)	#25	#11	W	70-57
2-16	Ole Miss (A)	#16	NR	W	97-53
2-19	Arkansas (A)	#16	NR	W	78-67
2-23	South Carolina (A)	#15	NR	W	64-59
2-26	Mississippi State (H)	#15	NR	W	71-66
3-1	Auburn (A)	#12	#19	W	55-53
3-4	Ole Miss (H)	#12	NR	W	64-60

**SEC Tournament - Atlanta, Ga.**

3-10	Vanderbilt (N)	#10	NR	W	71-60
3-11	Arkansas (N)	#10	NR	L	67-69

**NCAA Tournament - Salt Lake City, Utah**

3-16	SE Missouri St. (N)	#10	NR	W	64-61
3-18	Texas (N)	#10	#15	W	72-67

**NCAA Tournament - Albuquerque, N. M.**

3-23	Wisconsin (N)	#10	NR	L	48-61
------	---------------	-----	----	---	-------

**2000-01 RECORD: 13-16, 2-14**

**Coach: John Brady**

DATE	OPPONENT	LSU	OPP	RESULTS
				RANK RANK
11-6	-Global Sports (H)			W, 72-69
11-13	-Angola Atletico (H)			W, 92-52
11-20	UL-Monroe (H)	NR	NR	W, 92-49
11-25	Norfolk State (H)	NR	NR	W, 90-62
11-28	Houston (A)	NR	NR	W, 61-59
12-8	Texas Southern (H)	NR	NR	W, 89-57
12-13	McNeese State (H)	NR	NR	W, 87-68
12-16	New Orleans (H)	NR	NR	W, 84-57
12-20	Arizona (A)	NR	#1	L, 75-88
12-22	Nicholls State (H)	NR	NR	W, 92-49

**Sugar Bowl Classic - New Orleans, La.**

12-28	Oregon State (N)	NR	NR	W	78-68
1-3	Wyoming (H)	NR	NR	W	73-69
1-6	Alabama (H)	NR	#18	L	73-82
1-10	Vanderbilt (H)	NR	NR	L	67-71
1-13	Auburn (A)	NR	NR	L	69-85
1-17	Centenary (H)	NR	NR	W	85-44
1-21	Georgia (A)	NR	NR	L	63-68
1-24	Mississippi State (A)	NR	NR	W	82-73
1-27	Arkansas (H)	NR	NR	L	52-59
1-31	South Carolina (H)	NR	NR	L	56-68
2-3	Alabama (A)	NR	#17	L	66-76
2-7	Ole Miss (A)	NR	#25	L	33-50
2-10	Auburn (H)	NR	NR	L	65-76
2-13	Florida (H)[ot]	NR	#11	L	74-81
2-17	Arkansas (A)	NR	NR	L	70-87
2-21	Kentucky (A)	NR	#13	L	61-84
2-24	Mississippi State (H)	NR	NR	L	48-55
2-28	Ole Miss (H)[ot]	NR	#14	W	78-77
3-2	Tennessee (A)	NR	NR	L	71-78

**SEC Tournament - Nashville, Tenn.**

3-8	Georgia (N)	NR	#18	W	63-62
3-9	Arkansas (N)	NR	NR	L	72-77

**2001-02 RECORD: 19-15, 6-10**

**Coach: John Brady**

DATE	OPPONENT	LSU	OPP	RESULTS
				RANK RANK
11-5	-Global Sports (H)			W, 78-71
11-12	-Sports Tours (H)			W, 85-51
11-17	Campbell (H)	NR	NR	W, 83-59
11-19	Southern (H)	NR	NR	W, 97-69

**Hilo Thanksgiving Classic - Hilo, Hawaii**

11-23	Weber St. (N)[ot]	NR	NR	L	74-75
11-24	Hawaii-Hilo (A)	NR	NR	W	64-62
11-25	Mercer (N)	NR	NR	W	84-54
11-28	Towson (H)	NR	NR	W	83-46
12-02	Northwestern St. (H)	NR	NR	W	91-54
12-04	UL-Lafayette (H)	NR	NR	W	83-65

12-15	McNeese State (H)	NR	NR	W	80-57
12-18	New Orleans (A)	NR	NR	L	59-60
12-20	Houston (H)	NR	NR	W	73-69

**Sugar Bowl Classic - New Orleans, La.**

12-27	Miami (Fla) (N)	NR	#24	L	61-68
12-30	Nicholls State (H)	NR	NR	L	71-35
1-5	Alabama (A)	NR	#18	L	74-76
1-13	Arkansas (H)	NR	NR	W	75-69
1-16	Florida (A)	NR	#2	L	70-102
1-19	Auburn (H)	NR	NR	W	75-58
1-23	Ole Miss (A)	NR	NR	L	55-70
1-26	Mississippi State (A)	NR	NR	L	61-84
1-30	Tennessee (H)	NR	NR	L	58-61
2-2	Alabama (H)	NR	#7	L	48-57
2-6	Vanderbilt (H)	NR	NR	L	63-68
2-9	Kentucky (H)	NR	#7	L	56-68
2-13	Mississippi State (H)[ot]	NR	NR	W	69-65
2-16	Arkansas (A)	NR	NR	W	67-63
2-20	South Carolina (A)	NR	NR	L	53-66
2-23	Georgia (H)	NR	#18	L	54-55
2-27	Ole Miss (H)	NR	NR	W	59-56
3-2	Auburn (A)	NR	NR	W	59-54

**SEC Tournament - Atlanta, Ga.**

3-7	Vanderbilt (N)	NR	NR	W	69-62
3-8	Georgia (N)	NR	#17	W	78-76
3-9	Mississippi State (N)	NR	NR	L	51-57

**National Invitation Tournament**

3-13	Iowa (A)	NR	NR	W	63-61
3-19	Ball State (H)	NR	NR	L	65-75



**Garrett Temple**

11-24 South Alabama (H) NR NR W, 71-62

**Space City Classic - Houston**

11-30 Texas AGM (N) NR NR L, 77-79  
 12-3 Delaware State (H) NR NR W, 65-44  
 12-7 McNeese State (H) NR NR W, 93-72  
 12-14 Texas AGMCC (H) NR NR W, 95-60  
 12-17 Prairie View AGM (H) NR NR W, 75-49  
 12-21 Arizona (H) NR #1 W, 66-65

**Nokia Sugar Bowl Classic - New Orleans**

12-28 Tulane (A) #24 NR W, 74-62  
 12-30 New Orleans (H) #21 NR W, 69-57  
 1-5 Georgia (A) #21 NR L, 63-89  
 1-8 Houston (H) NR NR W, 80-51  
 1-11 Mississippi State (H) NR #7 W, 85-72  
 1-15 Centenary (H) #23 NR W, 112-65  
 1-18 Ole Miss (H) #23 NR L, 57-67  
 1-22 Arkansas (A) NR NR L, 65-73  
 1-25 Mississippi State (A) NR #22 L, 64-67  
 1-28 Florida (H) NR #4 L, 53-70  
 2-1 Alabama (A) NR #23 L, 66-75  
 2-5 South Carolina (H) NR NR W, 71-58  
 2-8 Auburn (A) NR NR L, 54-56  
 2-12 Vanderbilt (H) NR NR W, 79-60  
 2-15 Kentucky (A) NR #3 L, 57-68  
 2-22 Arkansas (H) NR NR W, 75-56  
 2-26 Auburn (H) NR NR W, 94-63  
 3-1 Tennessee (A) NR NR W, 88-67  
 3-5 Ole Miss (A) NR NR W, 77-64  
 3-8 Alabama (H) NR NR W, 66-62

**SEC Tournament - New Orleans**

3-13 Arkansas (N) NR NR W, 85-56  
 3-14 Florida (N) NR #7 W, 65-61  
 3-15 Mississippi State (N) NR NR L, 61-76

**NCAA Tournament - Birmingham, Ala.**

3-21 Purdue (N) NR NR L, 56-80

**2003-04 RECORD: 18-11, 8-8**

**Coach: John Brady**

DATE	OPPONENT	LSU	OPP	RESULTS
		RANK	RANK	
11-6	Global Sports (H)-			L, 64-68
11-17	SE All Stars (H)-			W, 77-64
11-21	Southern (H)	NR	NR	W, 70-59

11-24 McNeese State (H) NR NR W, 87-77

11-26 Troy State (H) NR NR W, 78-69  
 11-29 La.-Monroe (H) NR NR W, 96-65  
 12-16 Utah (H) NR NR W, 65-51  
 12-20 Southern Miss (H) NR NR W, 65-50  
 12-23 Tulane (H) NR NR W, 67-48

**Nokia Sugar Bowl Classic - New Orleans**

12-27 UAB (N) NR NR W, 78-62  
 12-30 Houston (A) NR NR L, 52-60  
 1-3 Centenary (A) NR NR W, 66-63  
 1-6 Arkansas (A) NR NR W, 66-55  
 1-10 Alabama (H) NR NR W, 70-66  
 1-12 UNO (A) NR NR W, 68-60  
 1-17 Mississippi St. (H) NR #20 L, 54-64  
 1-21 Ole Miss (A) NR NR L, 49-53  
 1-24 South Carolina (A) NR #25 L, 61-55  
 1-28 Georgia (A) NR NR W, 63-59  
 1-31 Alabama (A) NR NR W, 60-54  
 2-4 Tennessee (H) NR NR W, 84-67  
 2-7 Arkansas (H) NR NR W, 65-52  
 2-14 Florida (A) NR #22 W, 73-70  
 2-18 Auburn (H) #24 NR L, 68-80  
 2-21 Vanderbilt (A) NR NR L, 54-74  
 2-25 Mississippi State (A) NR #7 L, 58-84  
 2-29 Kentucky (H) NR #9 L, 64-70  
 3-3 Ole Miss (H) NR NR W, 58-45  
 3-6 Auburn (A) NR NR L, 66-78

**SEC Tournament - Atlanta, Ga.**

3-12 South Carolina (N) NR NR L, 65-84

**National Invitation Tournament**

3-17 Oklahoma (A) NR NR L, 61-70

**SEC WESTERN**

**DIVISION CHAMPIONS**

**2004-05 RECORD: 20-10, 12-4**

**Coach: John Brady**

DATE	OPPONENT	LSU	OPP	RESULTS
		RANK	RANK	
11-9	EA All-Stars (H)-			W, 62-52
11-15	Houston Sports (H)-			W, 124-78
<b>LSU Louisiana Classic</b>				
11-19	Tulane (H)	NR	NR	W, 83-58
11-21	La.-Lafayette (H)	NR	NR	W, 83-69

11-24 New Orleans (H) NR NR W, 95-79  
 11-27 West Virginia (H) NR NR L, 69-84  
 12-11 Northwestern St. (H) NR NR W, 83-74  
 12-13 McNeese State (H) NR NR W, 82-79  
 12-18 Southern Miss (A) NR NR L, 84-88  
 12-21 Houston (A) NR NR L, 72-81

**Nokia Sugar Bowl Classic - New Orleans**

12-30 Florida State (N) NR NR W, 67-50  
 1-3 Utah (A) NR NR L, 55-69  
 1-8 Alabama (A) NR #19 L, 58-73  
 1-12 South Carolina (H) NR NR W, 79-64  
 1-15 Ohio State (H) NR NR W, 113-101  
 1-19 Arkansas (H) NR NR W, 66-63  
 1-22 Kentucky (A) NR #8 L, 58-89  
 1-26 Ole Miss (H) NR NR W, 70-60  
 1-29 Mississippi State (H) NR #22 W, 69-62  
 2-2 Georgia (A) NR NR W, 95-79  
 2-5 Tennessee (A) NR NR L, 55-77  
 2-9 Auburn (H) NR NR W, 90-69  
 2-12 Arkansas (A) NR NR L, 62-65  
 2-16 Mississippi State (A) NR NR W, 80-72  
 2-19 Florida (H) NR #24 W, 77-73  
 2-22 Alabama (H) NR #14 W, 61-59  
 2-26 Auburn (H) NR NR W, 77-64  
 3-2 Ole Miss (A) NR NR W, 58-53  
 3-5 Vanderbilt (H) NR NR W, 81-69

**SEC Tournament - Atlanta, Ga.**

3-11 Auburn (N) NR NR W, 89-58  
 3-12 Kentucky (N) NR #4 L, 78-79

**NCAA Tournament - Boise, Idaho**

3-17 UAB (N) NR NR L, 68-82

**SEC CHAMPIONS**

**NCAA FINAL FOUR**

**2005-06 RECORD: 27-9, 14-2**

**Coach: John Brady**

DATE	OPPONENT	LSU	OPP	RESULTS
		RANK	RANK	
11-10	EA Sports (H)-			W, 74-54
11-15	LSU-Shreveport (H)-			W, 122-58
11-18	Southern (H)	NR	NR	W, 84-56
11-21	Nicholls State (H)	NR	NR	W, 104-57
11-26	West Virginia (A)(ot)	NR	#13	W, 71-68
11-29	Houston (H)	#25	NR	L, 83-84
12-10	McNeese State (H)	NR	NR	W, 90-70
12-13	New Orleans (H)	NR	NR	W, 94-53
12-17	UL-Lafayette (H)	NR	NR	W, 81-62

**Las Vegas Holiday Classic - Baton Rouge, La. & Las Vegas, NV**

12-19 Northern Iowa (H) NR NR L, 50-54  
 12-22 Ark.-Monticello (N) NR NR W, 75-48  
 12-23 Cincinnati (N) NR NR W, 72-75  
 12-31 Ohio State (A) NR #21 L, 76-78  
 1-3 Tulane (H) NR NR W, 75-58  
 1-7 Connecticut (A) NR #2 L, 66-67  
 1-11 Arkansas (A) NR NR W, 63-58  
 1-14 Tennessee (H) NR NR W, 88-74  
 1-18 Mississippi State (A) NR NR W, 71-57  
 1-21 Alabama (H) NR NR W, 68-57  
 1-25 Georgia (H) NR NR W, 81-52  
 1-28 Ole Miss (A) NR NR W, 79-73  
 2-1 Auburn (H) #24 NR W, 84-69  
 2-4 Alabama (A) #24 NR L, 62-67  
 2-8 Arkansas (H) NR NR W, 78-77  
 2-11 Florida (A) NR #7 L, 62-71  
 2-15 Mississippi State (H) #25 NR W, 72-59  
 2-18 Auburn (A) #25 NR W, 65-61  
 2-22 Vanderbilt (A) #24 NR W, 77-66  
 2-25 Kentucky (H) #24 NR W, 71-67  
 2-28 South Carolina (A) #21 NR W, 64-61  
 3-4 Ole Miss (H) #21 NR W, 55-52

**SEC Tournament - Nashville, Tenn.**

3-10 Vanderbilt (A) #18 NR W, 92-73  
 3-11 Florida (N) #16 NR L, 65-81

**NCAA Tournament - Jacksonville, Fla.**

3-16 Iona (N) #19 NR W, 80-64  
 3-18 Texas AGM (N) #19 NR W, 58-57

**NCAA Tournament - Atlanta, Ga.**

3-23 Duke (N) #19 #1 W, 62-54  
 3-25 Texas (N) #19 #9 W, 70-60

**NCAA Final Four - Indianapolis, Ind.**

4-01 UCLA (N) #19 #17 L, 45-59

**2006-07 RECORD 17-15, 5-11**

**Coach: John Brady**

DATE	OPPONENT	LSU	OPP	RESULTS
		RANK	RANK	
11-9	EA Sports (H)-	#5	NR	W, 70-65
11-15	Louisiana College (H)-	#7	NR	W, 94-41
11-17	Nicholls State (H)	#7	NR	W, 96-42
11-19	Louisiana-Monroe (H)	#7	NR	W, 88-57
11-25	Wichita State (H)	#6	24	L, 53-57
11-29	McNeese State (H)	#10	NR	W, 91-57
12-3	Tulane (A)	#10	NR	W, 74-67
12-5	Texas AGM (H)	#9	6	W, 64-52
12-10	Texas (N-Houston)(ot)	#9	NR	L, 75-76
12-17	Oregon State (A)	#12	NR	W, 60-53
12-20	Washington (A)	#12	17	L, 72-88
12-23	Louisiana Tech (H)	#12	NR	W, 68-52

**Hispanic College Funds Classic - Baton Rouge**

12-27 Wright State (H) #17 NR W, 71-45  
 12-28 Miss. Valley State (H) #17 NR W, 92-58  
 12-29 Samford (H) #17 NR W, 60-45  
 1-6 Connecticut (H) #14 #18 W, 66-49  
 1-9 Alabama (A) #13 #14 L, 61-71  
 1-13 Auburn (H) #13 NR W, 65-63  
 1-17 Ole Miss (H) #16 NR W, 62-55  
 1-20 Arkansas (A) #16 NR L, 52-72  
 1-24 Vanderbilt (H) #21 NR L, 53-64  
 1-28 Georgia (A) #21 NR L, 54-57  
 1-31 Alabama (H) NR #19 L, 70-73  
 2-3 Mississippi State (A) NR NR L, 78-85  
 2-6 Tennessee (A) NR NR L, 67-70  
 2-10 Arkansas (H) NR NR W, 71-67  
 2-14 Ole Miss (A) NR NR L, 70-71  
 2-17 Mississippi State (H) NR NR L, 50-56  
 2-20 Kentucky (A) NR NR L, 63-70  
 2-24 Florida (H) NR #3 W, 66-56  
 2-28 Auburn (A) NR NR L, 68-80  
 3-3 South Carolina (H) NR NR W, 61-52

**SEC Tournament - Atlanta, Ga.**

3-8 Tennessee (N) (ot) NR #22 W, 76-67  
 3-9 Ole Miss (N) NR NR L, 60-80

**2007-08 RECORD: 13-18, 6-10**

**Coach: John Brady**

**Coach Butch Pierre (Final 10 games - 5-5)**

DATE	OPPONENT	LSU	OPP	RESULTS
		RANK	RANK	
<b>Canadian Exhibition Tour</b>				
9-1	Guelph (A)	NR	NR	W, 92-60
9-2	York (A)	NR	NR	W, 101-67
9-3	Toronto (A)	NR	NR	W, 82-55
11-1	Belhaven (H)	NR	NR	W, 108-57
11-6	EA Sports (H)	NR	NR	W, 72-68
11-12	Southeastern La. (H)	NR	NR	W, 72-62
11-14	McNeese St. (H)	NR	NR	W, 78-74

**EA Sports Maui Classic**

11-19 Oklahoma State (N) NR NR L, 77-83  
 11-20 Chaminade (A) NR NR W, 78-82  
 11-21 Arizona State (N)(ot) NR NR L, 84-87  
 11-28 Nicholls State (H) NR NR W, 68-41  
 11-30 Southern (H) NR NR W, 88-45

**Big East/SEC Challenge-Philadelphia**

12-6 Villanova (A) NR #25 L, 67-68  
 12-15 Northwestern St. (H) NR NR W, 82-58  
 12-19 Wichita State (A) NR NR L, 47-67  
 12-22 Oregon State (H) NR NR L, 67-61  
 12-29 Washington (H) NR NR L, 65-73  
 1-2 Tulane (A) NR NR L, 63-68  
 1-5 Texas AGM (A) NR #12 L, 53-79  
 1-9 Mississippi St. (H) NR NR L, 39-61  
 1-12 Ole Miss (A) NR #16 L, 71-74  
 1-16 Auburn (H) NR NR L, 67-74  
 1-19 Vanderbilt (A) NR #16 L, 67-92  
 1-26 Arkansas (H) NR NR L, 52-68  
 1-30 Auburn (A) NR NR W, 81-80  
 2-2 Alabama (A) NR NR L, 72-81  
 2-9 Tennessee (H) NR #7 L, 45-47  
 2-13 Florida (A) NR NR W, 85-73  
 2-16 Kentucky (H) NR NR L, 63-67  
 2-20 Arkansas (A) NR NR L, 61-87  
 2-23 Ole Miss (H) NR NR W, 69-49  
 2-27 South Carolina (A) NR NR W, 62-55  
 3-2 Georgia (H) NR NR W, 71-64

# Year-by-Year Results

3-5	Alabama (H)	NR	NR	W, 80-74
3-8	Mississippi State (A)	NR	NR	L, 75-84
<b>SEC Tournament – Atlanta, Ga.</b>				
3-13	South Carolina (N)	NR	NR	L, 73-77

**COACH TRENT JOHNSON**  
**4 SEASONS • 2008 - 2012**  
**67-64 (.511)**

**SEC CHAMPIONS**  
**2008-09 RECORD: 27-8, 13-3**

**Coach: Trent Johnson**

DATE	OPPONENT	LSU RANK	OPP RANK	RESULTS
11-15	Jackson State (H)	NR	NR	W, 79-65
11-20	Alcorn State (H)	NR	NR	W, 77-45
11-23	Northwestern St. (H)	NR	NR	W, 91-60
11-28	Centenary (H)	NR	NR	W, 64-58
11-30	Troy (H)	NR	NR	W, 92-57
12-2	Cal State Fullerton (H)	NR	NR	W, 84-63
12-13	Grambling State (H)	NR	NR	W, 87-41
12-17	Nicholls State (H)	NR	NR	W, 68-56
12-20	Texas A&M (N-Houston)	NR	NR	L, 61-72
12-22	McNeese State (H)	NR	NR	W, 62-59
12-27	Washington State (H)	NR	NR	W, 64-52
12-31	UL-Lafayette (H)	NR	NR	W, 81-79
1-3	Southeastern La. (H)	NR	NR	W, 90-61
1-6	Utah (A)	NR	NR	L, 61-91
1-11	Alabama (A)	NR	NR	L, 59-65
1-14	South Carolina (H)	NR	NR	W, 85-68
1-17	Ole Miss (A)	NR	NR	W, 83-51
1-21	Mississippi State (H)	NR	NR	W, 81-57
1-24	Xavier (H)	NR	#15	L, 70-80
1-28	Tennessee (A)	NR	NR	W, 79-73
1-31	Arkansas (H)	NR	NR	W, 79-69
2-4	Georgia (A)	NR	NR	W, 80-62
2-8	Alabama (H)	NR	NR	W, 76-62
2-11	Mississippi State (A)(Tot)	NR	NR	W, 97-94
2-14	Ole Miss (H)	NR	NR	W, 73-66
2-18	Arkansas (A)	#23	NR	W, 72-69
2-21	Auburn (H)	#23	NR	W, 79-72
2-24	Florida (H)	#18	NR	W, 81-75
2-28	Kentucky (A)	#18	NR	W, 73-70
3-4	Vanderbilt (H)	#12	NR	L, 67-75
3-7	Auburn (A)	#12	NR	L, 53-69

**SEC Tournament – Tampa, Fla.**

3-13	Kentucky (N)	#20	NR	W, 67-58
3-14	Mississippi State (N)	#20	NR	L, 57-67
<b>NCAA Tournament – Greensboro, N.C.</b>				
3-19	Butler (N)	#21	#22	W, 75-71
3-20	North Carolina (N)	#21	#1	L, 70-84

**2009-10 RECORD: 11-20, 2-14**

**Coach: Trent Johnson**

DATE	OPPONENT	LSU RANK	OPP RANK	RESULTS
11-13	ULM (H)	NR	NR	W, 82-62
<b>NIT – Baton Rouge, La.</b>				
11-16	Indiana State (H)	NR	NR	W, 56-45
11-17	Western Kentucky (H)	NR	NR	W, 71-60
<b>NIT – New York City, N.Y.</b>				
11-25	Connecticut (N)	NR	13	L, 55-81
11-27	Arizona State (N)	NR	NR	L, 52-71
12-1	UL-Lafayette (H)	NR	NR	W, 66-58
12-12	Northwestern State (H)	NR	NR	W, 73-62
12-14	Southeastern (H)	NR	NR	W, 77-60
12-17	Nicholls State (H)	NR	NR	W, 63-60
12-19	Rice (H)	NR	NR	W, 65-61
12-22	Wash. St. (A-Seattle)(ot)	NR	NR	L, 70-72
12-29	Xavier (A)	NR	NR	L, 65-69
1-2	Utah (H)	NR	NR	L, 59-61
1-4	McNeese (H)	NR	NR	W, 83-60
1-9	Alabama (H)	NR	NR	L, 49-66
1-13	South Carolina (A)	NR	NR	L, 58-67
1-16	Florida (A)	NR	NR	L, 58-72
1-20	Auburn (H)	NR	NR	L, 80-84
1-23	Ole Miss (H)	NR	22	L, 63-73
1-27	Alabama (A)	NR	NR	L, 38-57
1-30	Mississippi State (A)	NR	NR	L, 51-67
2-4	Tennessee (H)	NR	14	L, 54-59
2-6	Kentucky (H)	NR	4	L, 55-81
2-10	Arkansas (A)	NR	NR	L, 52-87

2-13	Vanderbilt (A)	NR	22	L, 69-77
2-20	Mississippi State (H)	NR	NR	L, 59-60
2-24	Arkansas (H)	NR	NR	W, 65-54
2-27	Auburn (A)	NR	NR	L, 59-74
3-4	Ole Miss (A)	NR	NR	L, 59-70
3-6	Georgia (H)	NR	NR	W, 50-48
<b>SEC Tournament – Nashville, Tenn.</b>				
3-11	Tennessee	NR	15	L, 49-59

**2010-11 RECORD: 11-21, 3-13**

**Coach: Trent Johnson**

DATE	OPPONENT	LSU RANK	OPP RANK	RESULTS
11-12	Northwestern State (H)	NR	NR	W, 87-78
11-16	Nicholls State (H)	NR	NR	L, 53-62
11-18	Tennessee-Martin (H)	NR	NR	W, 79-56
11-21	Memphis (N-Tupelo, MS)	NR	19	L, 61-70
11-24	Centenary (H)	NR	NR	W, 78-36
11-28	South Alabama (A)	NR	NR	W, 80-65
11-30	Houston (H)	NR	NR	W, 73-57
12-11	Central Michigan (H)	NR	NR	W, 59-55
12-13	Coastal Carolina (H) (ot)	NR	NR	L, 69-78
12-16	McNeese State (H) (ot)	NR	NR	W, 78-66
12-18	Wichita St. (N-Bossier)	NR	NR	L, 69-70
12-22	North Texas (H)	NR	NR	L, 55-75
12-27	Southern (H)	NR	NR	W, 62-41
12-29	Rice (A)	NR	NR	L, 68-74
1-2	Virginia (A)	NR	NR	L, 50-64
1-8	Auburn (A)	NR	NR	W, 62-55
1-12	Arkansas (H)	NR	NR	W, 56-53
1-15	Kentucky (A)	NR	13	L, 44-92
1-22	Ole Miss (H)	NR	NR	L, 51-78
1-26	Tennessee (A)	NR	NR	L, 53-75
1-29	Alabama (A)	NR	NR	L, 46-70
2-2	South Carolina (H)	NR	NR	L, 56-64
2-5	Mississippi State (H)	NR	NR	L, 57-58
2-9	Ole Miss (A)	NR	NR	L, 60-68
2-12	Arkansas (A)	NR	NR	L, 61-80
2-17	Alabama (H)	NR	NR	L, 56-67
2-20	Florida (H)	NR	14	L, 61-68
2-23	Mississippi State (A)	NR	NR	W, 84-82
2-26	Vanderbilt (H)	NR	18	L, 69-90
3-2	Georgia (A)	NR	NR	L, 53-73
3-5	Auburn (H)	NR	NR	L, 51-60

**SEC Tournament – Atlanta, Ga.**

3-10	Vanderbilt (N)	NR	NR	L, 50-62
------	----------------	----	----	----------

**2011-12 RECORD: 18-15, 7-9**

**Coach: Trent Johnson**

DATE	OPPONENT	LSU RANK	OPP RANK	RESULTS
11-12	Nicholls State (H)	NR	NR	W, 96-74
11-15	Coastal Carolina (A)	NR	NR	L, 63-71
<b>Charleston Classic – Charleston, S.C.</b>				
11-17	Northwestern (N)	NR	NR	L, 82-88
11-18	Western Kentucky (N)	NR	NR	W, 76-57
11-20	Georgia Tech (N)	NR	NR	W, 59-50
11-23	South Alabama (H)(ot)	NR	NR	L, 75-79
11-29	Houston (A)	NR	NR	W, 59-58
<b>SEC/Big East Challenge</b>				
12-3	Rutgers (A)	NR	NR	W, 55-50
12-10	Boise State (H)	NR	NR	W, 64-45
12-15	UC Irvine (H)	NR	NR	W, 66-59
12-19	Marquette (H)	NR	10	W, 67-59
12-22	North Texas (A)	NR	NR	W, 67-58
12-29	Grambling State (H)	NR	NR	W, 69-37
1-2	Virginia (H)	NR	21	L, 52-57
1-7	Ole Miss (H)	NR	NR	W, 81-55
1-11	Alabama (A)	NR	NR	L, 53-69
1-14	Arkansas (A)	NR	NR	L, 60-69
1-17	Auburn (H)(ot)	NR	NR	W, 65-58
1-21	Florida (A)	NR	17	L, 64-76
1-25	Mississippi State (A)	NR	18	L, 71-76
1-28	Kentucky (H)	NR	1	L, 50-74
2-4	Arkansas (H)	NR	NR	W, 71-65
2-8	Vanderbilt (A)	NR	NR	L, 61-76
2-11	Alabama (H)	NR	NR	W, 67-58
2-14	Mississippi State (H)(ot)	NR	NR	W, 69-67
2-18	South Carolina (A)	NR	NR	W, 68-58
2-22	Georgia (H)	NR	NR	W, 61-53
2-25	Ole Miss (A)	NR	NR	L, 48-72
2-29	Tennessee (H)(ot)	NR	NR	L, 69-74

3-3	Auburn (A)	NR	NR	L, 52-67
<b>SEC Tournament – New Orleans, La.</b>				
3-8	Arkansas (N)	NR	NR	W, 70-54
3-9	Kentucky (N)	NR	1	W, 60-51
<b>NIT First Round – Eugene, Ore.</b>				
3-13	Oregon (A)	NR	NR	L, 76-96

**COACH JOHNNY JONES**  
**2 SEASONS • 2012 -**

**2012-13 RECORD: 19-12, 9-9**

**Coach: Johnny Jones**

DATE	OPPONENT	LSU RANK	OPP RANK	RESULTS
11-5	UA-Monticello (H)*			W, 82-66
11-9	UC Santa Barbara (H)	NR	NR	W, 77-63
11-13	McNeese State (H)	NR	NR	W, 73-48
11-20	Northwestern State (H)	NR	NR	W, 102-95
11-24	Miss. Valley State (H)	NR	NR	W, 75-50
<b>SEC/Big East Challenge</b>				
11-29	Seton Hall (H)	NR	NR	W, 72-67
12-11	Chattanooga (H)	NR	NR	W, 80-67
12-14	Boise State (A)	NR	NR	L, 70-89
12-18	UC Irvine (A)	NR	NR	W, 66-60
12-22	Marquette (A)	NR	NR	L, 80-84
12-28	Houston Baptist (H)	NR	NR	W, 75-58
1-5	Bethune Cookman (H)	NR	NR	W, 79-63
1-9	Auburn (A)	NR	NR	L, 63-68
1-12	Florida (H)	NR	11	L, 52-74
1-16	South Carolina (H)(ot)	NR	NR	L, 73-82
1-19	Georgia (A)	NR	NR	L, 58-67
1-23	Texas A&M (H)	NR	NR	W, 58-54
1-26	Kentucky (A)	NR	NR	W, 70-75
1-30	Missouri (H)	NR	17	W, 73-70
2-2	Mississippi State (A)	NR	NR	W, 69-68
2-6	Vanderbilt (H)	NR	NR	W, 57-56
2-9	Alabama (A)	NR	NR	L, 57-60
2-14	South Carolina (A)	NR	NR	W, 64-46
2-16	Mississippi State (H)	NR	NR	W, 80-68
2-19	Tennessee (A)	NR	NR	L, 72-82
2-23	Alabama (H)(3ot)	NR	NR	W, 97-94
2-27	Arkansas (H)	NR	NR	W, 65-60
3-2	Missouri (A)	NR	NR	L, 76-89
3-6	Texas A&M (A)	NR	NR	W, 68-57
3-9	Ole Miss (H)	NR	NR	L, 67-81
<b>SEC Tournament – Nashville, Tenn.</b>				
3-14	Georgia (N)	NR	NR	W, 68-63
3-15	Florida (N)	NR	13	L, 58-80

**2013-14 RECORD: 20-14, 9-9**

**Coach: Johnny Jones**

DATE	OPPONENT	LSU RANK	OPP RANK	RESULTS
11-6	Xavier (NO)*			W, 80-45
11-12	Massachusetts (A)	NR	NR	L, 90-92
11-16	Northwestern St. (H)	NR	NR	W, 88-74
11-19	UNO (H)	NR	NR	W, 81-54
11-22	Southeastern La. (H)	NR	NR	W, 89-66
<b>Old Spice Classic – Orlando, Fla.</b>				
11-28	Saint Joseph's (N)	NR	NR	W, 82-65
11-29	Memphis (N)	NR	NR	L, 69-76
12-1	Butler (N) (ot)	NR	NR	W, 70-68
12-14	ULM (H)	NR	NR	W, 61-54
12-18	Texas Tech (A)	NR	NR	W, 71-69
12-21	UAB (H)	NR	NR	W, 86-63
12-28	McNeese (H)	NR	NR	W, 79-52
1-4	Rhode Island (H)	NR	NR	L, 70-74
1-7	Tennessee (H)	NR	NR	L, 50-68
1-11	South Carolina (A)	NR	NR	W, 71-68
1-15	Ole Miss (A)(ot)	NR	NR	L, 74-88
1-18	Vanderbilt (H)	NR	NR	W, 81-58
1-21	Missouri (H)	NR	NR	W, 77-71
1-25	Alabama (A)	NR	NR	L, 80-82
1-28	Kentucky (H)	NR	18	W, 87-82
2-1	Arkansas (H)	NR	NR	W, 88-74
2-6	Georgia (A)	NR	NR	L, 78-91
2-8	Auburn (H)	NR	NR	W, 87-80
2-12	Texas A&M (A)	NR	NR	L, 73-83
2-15	Arkansas (A)	NR	NR	L, 70-81
2-19	Miss. State (H)	NR	NR	W, 92-81
2-22	Kentucky (A) (ot)	NR	NR	L, 76-77
2-26	Texas A&M (H)	NR	NR	W, 68-49
3-1	Florida (A)	NR	1	L, 61-79
3-6	Vanderbilt (A)	NR	NR	W, 57-51
3-8	Georgia (H)	NR	NR	L, 67-85
<b>SEC Tournament – Atlanta, Ga.</b>				
3-13	Alabama (N)	NR	NR	W, 68-56
3-14	Kentucky (N)	NR	NR	L, 67-85
<b>NIT – Campus Sites</b>				
3-19	San Francisco (A)	NR	NR	W, 71-63
3-24	SMU (A)	NR	NR	L, 67-80

\* Exhibition Game



**Brandon Bass**



## ALABAMA (68-103)

Jan. 1916	H	L	25-39
Jan. 1916	H	L	25-44
Feb. 1916	A	W	25-18
Jan. 1917	H	W	34-7
Feb. 1917	A	W	38-9
Feb. 9, 1918	A	W	28-25
Feb. 9, 1920	A	W	30-11
Feb. 23, 1920	H	W	44-19
Feb. 12, 1924	A	L	8-44
Jan. 25, 1926	A	L	15-26
Jan. 26, 1926	A	W	28-22
Jan. 1929	A	L	16-38
Jan. 1929	A	L	28-37
Feb. 3, 1930	A	L	20-37
Feb. 4, 1930	A	L	22-28
Jan. 22, 1931	H	L	26-40
Jan. 23, 1931	H	L	28-37
Jan. 22, 1932	A	L	25-34
Jan. 23, 1932	A	L	25-37
Jan. 4, 1933	H	W	32-27
Jan. 5, 1933	H	L	36-40
Jan. 12, 1934	A	L	33-36
Jan. 13, 1934	A	L	29-37
Jan. 7, 1935	H	W	34-32
Jan. 8, 1935	H	W	41-39
Jan. 10, 1936	A	L	25-37
Jan. 11, 1936	A	L	34-43
Feb. 28, 1936	Knox	L	30-52
Jan. 6, 1937	H	W	43-33
Jan. 7, 1937	H	W	47-27
Feb. 7, 1938	A	L	33-41
Feb. 8, 1938	A	L	32-33
Jan. 6, 1939	H	W	33-29
Jan. 7, 1939	H	L	30-39
Jan. 15, 1940	A	W	33-28
Feb. 29, 1940	Knox	L	25-51
Jan. 6, 1941	H	W	37-28
Jan. 13, 1941	A	L (ot)	32-36
Jan. 12, 1942	A	L	28-40
Feb. 27, 1942	Lville	L (ot)	31-45
Jan. 1943	A	W	32-29
Jan. 1943	A	W	36-32
Jan. 26, 1943	Lville	W	47-41
Jan. 14, 1946	A	W	48-26
Jan. 16, 1946	H	W	44-30
Jan. 13, 1947	A	L	38-45
Feb. 7, 1947	H	W	54-43
Jan. 27, 1948	A	L	43-49
March 1, 1948	H	L	32-37
Jan. 20, 1949	H	W	51-44
Feb. 5, 1949	A	L	45-56
Jan. 20, 1950	SA	W	64-58
Feb. 3, 1950	H	L	52-60
Dec. 23, 1951	A	L	69-94
Dec. 8, 1951	H	W	68-61
Dec. 17, 1952	A	W	58-45
Feb. 22, 1954	H	W	79-61
Feb. 21, 1955	A	L	51-71
Feb. 1956	H	L	59-77
Feb. 18, 1957	A	L	70-82
Dec. 20, 1957	Char	L	50-60
Feb. 1958	H	W	58-49
Feb. 16, 1959	A	L	84-89
Feb. 15, 1960	H	W	66-53
Feb. 20, 1961	A	L	60-68
Dec. 16, 1961	Birm	W	72-63
Feb. 19, 1962	H	W	69-60
Feb. 18, 1963	A	L	71-75
Feb. 17, 1964	H	L	70-72
Feb. 6, 1965	H	W	67-64
Feb. 1965	A	L	78-90
Feb. 7, 1966	A	L	62-66
Feb. 19, 1966	H	L	73-81
Jan. 14, 1967	A	L (ot)	74-76
Feb. 18, 1967	H	L	77-86
Dec. 30, 1967	H	W	81-70
Feb. 17, 1968	A	W	99-89
Jan. 4, 1968	A	L	82-85
Feb. 8, 1968	H	W	81-75
Jan. 3, 1970	H	W	90-83
Feb. 7, 1970	A	L	104-106

Jan. 4, 1971	A	L	87-101
Feb. 6, 1971	H	W	107-78
Jan. 10, 1972	H	L	80-101
Feb. 12, 1972	A	L (4ot)	99-103
Jan. 6, 1973	A	L	66-77
Feb. 10, 1973	H	W	72-70
Jan. 19, 1974	H	L (ot)	79-80
Feb. 18, 1974	A	L	87-99
Jan. 18, 1975	A	L	67-93
Feb. 17, 1975	H	L	76-80
Jan. 17, 1976	A	L	75-113
Feb. 14, 1976	H	L	74-78
Jan. 8, 1977	A	L	77-80
Feb. 5, 1977	H	L (ot)	70-77
Jan. 4, 1978	A	L	67-70
March 6, 1978	H	W	103-85
Jan. 10, 1979	A	L	76-90
Feb. 22, 1979	H	W	86-88
Jan. 7, 1980	H	L	56-57
Feb. 6, 1980	A	W (ot)	68-66
Feb. 29, 1980	Birm	W	73-66
Jan. 14, 1981	A	W	59-56
Feb. 11, 1981	H	W	70-57
Jan. 13, 1982	A	L	86-109
Feb. 10, 1982	H	W	73-68
Jan. 22, 1983	A	L	70-75
Feb. 19, 1983	H	L	67-71
Jan. 21, 1984	H	W	85-84
Feb. 17, 1984	A	L (ot)	49-51
March 11, 1984	Nash	L (ot)	70-72
Dec. 30, 1984	H	W	63-61
Jan. 9, 1985	A	L	67-89
Jan. 9, 1986	A	L	67-83
Feb. 9, 1986	H	L	71-80
Jan. 15, 1987	A	L	65-69
Feb. 14, 1987	H	L	52-60
March 8, 1987	Atl	L	62-69
Jan. 20, 1988	H	W	67-52
Feb. 20, 1988	A	L	59-72
Jan. 21, 1989	H	W	80-76
Feb. 22, 1989	A	L	72-87
Jan. 21, 1990	A	L	55-70
Feb. 21, 1990	H	W	75-69
Jan. 15, 1991	A	W	90-80
Feb. 17, 1991	H	W	88-81
Jan. 14, 1992	A	W	89-81
Jan. 29, 1992	H	W	73-65
Jan. 6, 1993	A	L	67-77
Feb. 23, 1993	H	W	76-68
Jan. 19, 1994	H	L	67-71
Feb. 8, 1994	A	L	66-75
Jan. 17, 1995	A	W	74-61
Feb. 11, 1995	H	L	66-74
Jan. 6, 1996	H	W	99-77
Feb. 17, 1996	A	L	73-76
Jan. 25, 1997	A	L	66-75
Feb. 15, 1997	H	L	72-78
Jan. 7, 1998	H	L	57-60
Feb. 21, 1998	A	L	60-69
Jan. 15, 1999	H	W	71-70
Feb. 10, 1999	A	L (3ot)	71-72
Jan. 5, 2000	H	W	78-66
Feb. 5, 2000	A	W	93-60
Jan. 6, 2001	H	L	73-82
Feb. 3, 2001	A	L	66-76
Jan. 5, 2002	A	L	74-76
Feb. 2, 2002	H	L	48-57
Feb. 1, 2003	A	L	74-76
March 8, 2003	H	W	66-62
Jan. 10, 2004	H	W	70-66
Jan. 31, 2004	A	W	60-54
Jan. 8, 2005	A	L	58-73
Feb. 22, 2005	H	W	61-59
Jan. 21, 2006	H	W	68-57
Feb. 11, 2006	A	L	62-67
Jan. 9, 2007	A	L	61-71
Jan. 31, 2007	H	L	70-73
Feb. 2, 2008	A	L	72-81
Mar. 5, 2008	H	W	80-74
Jan. 11, 2009	A	L	59-65
Feb. 8, 2009	H	W	76-62
Jan. 9, 2010	H	L	49-66

Jan. 27, 2010	A	L	38-57
Jan. 29, 2011	A	L	46-70
Feb. 17, 2011	H	L	56-67
Jan. 12, 2012	A	L	53-69
Feb. 11, 2012	H	W	67-58
Feb. 9, 2013	A	L	57-60
Feb. 23, 2013	H	W (3ot)	97-94
Jan. 25, 2014	A	L	80-82
March 13, 2014	ATL	W	68-56

Knox = Knoxville, Tenn.  
Lville = Louisville, Ky.  
SA = San Antonio, Texas  
Char = Charlotte, N.C.  
Birm = Birmingham, Ala.  
Nash = Nashville, Tenn.  
Atl = Atlanta, Ga.

**LSU at home: LSU leads, 47-30**  
**at Alabama: Alabama leads, 67-17**  
**at Neutral sites: Alabama leads, 6-4**

## UAB (2-1)

Dec. 27, 2003	NO	W	78-62
March 17, 2005	Boise	L	68-82
Dec. 21, 2013	H	W	86-63

NO = New Orleans, La.

## ALCORN STATE (3-0)

March 9, 1980	Den	W	98-88
Dec. 11, 1999	H	W	71-64
Nov. 20, 2008	H	W	77-45

Den = Denton, Texas

## APPALACHIAN STATE (1-0)

March 10, 1979	Blm	W	71-57
----------------	-----	---	-------

Blm = Bloomington, Ind.

## ARIZONA (3-3)

Dec. 8, 1990	H	W	92-82
Dec. 7, 1991	A	L	67-87
Feb. 13, 1999	A	L	71-78
Jan. 29, 2000	H	W	86-60
Dec. 20, 2000	A	L	75-88
Dec. 21, 2002	H	W	66-65

**LSU at home: LSU leads, 3-0**  
**at Arizona: Arizona leads, 3-0**

## ARIZONA STATE (0-2)

Nov. 21, 2007	Maui	L	84-87 (ot)
Nov. 27, 2009	NYC	L	52-71

## ARKANSAS (26-32)

Dec. 9, 1949	H	W	62-46
Feb. 15, 1951	LR	L	50-64
Dec. 9, 1958	Sport	W	67-58
Dec. 21, 1961	Sport	L (ot)	81-84
Dec. 19, 1963	LR	W	72-70
Dec. 29, 1977	H	L	62-67
Dec. 20, 1979	LR	W	56-55
Nov. 29, 1980	Anch	L	76-86
Mar. 20, 1981	NO	W	72-56
Jan. 11, 1992	H	L	90-101
March 3, 1992	A	L (ot)	92-106
Feb. 2, 1993	H	L	79-91
March 3, 1993	A	L	75-88
Jan. 11, 1994	A	L	83-84
Mar. 2, 1994	H	L (ot)	105-108
Jan. 31, 1995	A	L	81-105
Feb. 22, 1995	H	L	90-92
Jan. 30, 1996	A	L	68-76
March 2, 1996	H	L	79-94
Jan. 11, 1997	A	L	59-82
Mar. 1, 1997	H	W	66-64
Jan. 4, 1998	A	L	59-62
Jan. 28, 1998	H	L	68-85
Jan. 2, 1999	H	L	75-80
Jan. 27, 1999	A	L	64-86
Jan. 26, 2000	H	W	96-75
Feb. 19, 2000	A	W	78-67
Mar. 11, 2000	Atl	L	67-69
Jan. 27, 2001	H	L	52-59
Feb. 17, 2001	A	L	70-87

March 9, 2001	Nash	L	72-77
Jan. 13, 2002	H	W	75-69
Feb. 16, 2002	A	W	67-63
Jan. 22, 2003	A	L	65-73
Feb. 22, 2003	H	W	75-56
Mar. 13, 2003	NO	W	85-56
Jan. 6, 2004	A	W	66-55
Feb. 7, 2004	H	W	65-52
Jan. 19, 2005	H	W (ot)	66-63
Feb. 12, 2005	A	L	62-65
Jan. 11, 2006	A	W	63-58
Feb. 8, 2006	H	W	78-77
Jan. 20, 2007	A	L	52-72
Feb. 10, 2007	H	W	71-67
Jan. 26, 2008	H	L	52-68
Feb. 20, 2008	A	L	61-87
Jan. 31, 2009	H	W	79-69
Feb. 18, 2009	A	W	72-69
Feb. 10, 2010	A	L	52-87
Feb. 24, 2010	H	W	65-54
Jan. 12, 2011	H	W	56-53
Feb. 12, 2011	A	L	61-80
Jan. 14, 2012	A	L	60-69
Feb. 4, 2012	H	W	71-65
March 8, 2012	NO	W	70-54
Feb. 27, 2013	H	W	65-60
Feb. 1, 2014	H	W	88-74
Feb. 15, 2014	A	L	70-81

LR = Little Rock, Ark.  
Sport = Shreveport, La.  
Anch = Anchorage, Alaska  
NO = New Orleans, La.  
Nash = Nashville, Tenn.

**LSU at home: LSU leads, 15-10**  
**At Arkansas: Arkansas leads, 17-5**  
**at Neutral Sites: LSU leads, 6-5**

## ARK-MONTICELLO (1-0)

Dec. 22, 2006	LV	W	75-48
---------------	----	---	-------

LV = Las Vegas, Nev.

## ARKANSAS STATE (2-1)

Dec. 4, 1986	H	W	73-61
Dec. 19, 1988	A	L	52-66
Dec. 18, 1990	H	W	98-74

## ARMY (1-1)

March 21, 1970	MSG	L	68-75
Dec. 21, 1978	MSG	W	83-77

MSG = Madison Square Garden, NY

## AUBURN (83-64)

Feb. 10, 1912	A	L	15-38
1916	A	L	23-24
1917	A	W	37-12
Jan. 18, 1918	H	W	43-31
Jan. 19, 1918	H	W	34-27
Feb. 13, 1920	A	L	21-33
Jan. 1929	A	W	45-28
Jan. 1929	A	W	65-28
Feb. 7, 1930	H	W	44-27
Feb. 8, 1930	H	W	49-45
Feb. 8, 1932			

# Series Records

Feb. 4, 1950	A	L	66-70
Feb. 13, 1950	H	W	76-61
March 3, 1950	Lville	W	73-45
Feb. 5, 1951	A	W	75-74
Feb. 16, 1952	H	W	70-64
Feb. 14, 1953	A	W	65-57
Feb. 20, 1954	H	W	77-59
Feb. 19, 1955	A	L	71-75
Feb. 1956	H	L	71-80
Feb. 16, 1957	A	L	62-99
March 1958	H	L	58-76
Feb. 14, 1959	A	L	67-115
Feb. 13, 1960	H	L	61-63
Feb. 18, 1961	A	L	65-61
Dec. 15, 1961	Birm	L	50-67
Feb. 17, 1962	H	L	50-55
Feb. 16, 1963	A	L	57-82
Feb. 15, 1964	H	W	86-66
Feb. 13, 1965	A	L	60-101
Jan. 8, 1966	H	L	66-74
Jan. 3, 1967	A	L	59-70
Feb. 8, 1967	H	L	63-80
Jan. 3, 1968	H	W	76-72
Feb. 7, 1968	A	L	69-74
Jan. 11, 1969	A	L	71-90
Feb. 15, 1969	H	W	93-81
Jan. 10, 1970	H	L	70-79
Feb. 16, 1970	A	W	70-64
Jan. 9, 1971	A	W	106-92
Feb. 15, 1971	H	W	114-94
Jan. 15, 1972	H	L	73-77
Feb. 14, 1972	A	L	77-85
Jan. 13, 1973	A	W	79-60
Feb. 12, 1973	H	W	76-74
Jan. 26, 1974	A	W	87-76
Feb. 25, 1974	H	L	89-96
Jan. 25, 1975	H	L	78-87
Feb. 24, 1975	A	L	96-110
Jan. 3, 1976	H	L	86-102
March 6, 1976	A	L	80-90
Jan. 29, 1977	H	W	77-73
Feb. 26, 1977	A	W	86-76
Jan. 23, 1978	H	W	90-79
Feb. 20, 1978	A	W (ot)	101-95
Jan. 15, 1979	H	W	94-82
Feb. 12, 1979	A	W	78-68
Jan. 16, 1980	H	W	93-82
Feb. 13, 1980	A	W	50-44
Jan. 21, 1981	A	W	74-64
Feb. 18, 1981	H	W	58-47
Jan. 20, 1982	H	W	69-68
Feb. 17, 1982	A	L	72-82
Jan. 29, 1983	H	L	62-64
Feb. 26, 1983	A	W	87-61
Jan. 27, 1984	A	L	78-80
Feb. 25, 1984	H	W	81-80
Jan. 26, 1985	H	W	80-62
Feb. 27, 1985	A	W	78-73
March 7, 1985	Birm	L	55-58
Feb. 4, 1986	A	W	63-61
Feb. 26, 1986	H	L	86-92
Jan. 28, 1987	H	W	75-73
March 1, 1987	A	L	62-100
Feb. 3, 1988	A	W	78-69
March 5, 1988	H	L	80-89
Jan. 7, 1989	H	W	104-77
Feb. 8, 1989	A	W	104-91
Jan. 6, 1990	A	W	77-70
Feb. 7, 1990	H	W	82-71
March 9, 1990	Orl	L	76-78
Jan. 12, 1991	A	W	96-84
Feb. 13, 1991	H	W	98-61
March 8, 1991	Nash	L	77-92
Jan. 8, 1992	A	W	87-70
Feb. 22, 1992	H	W	99-82
Jan. 9, 1993	H	W	87-81
Feb. 13, 1993	A	W	75-73
Jan. 8, 1994	H	W	83-72
Feb. 12, 1994	A	L	83-111
Jan. 11, 1995	A	W	76-73
Feb. 25, 1995	H	W	89-78
Jan. 21, 1996	A	L	87-95

Feb. 24, 1996	H	W	93-67
Jan. 22, 1997	H	W	75-59
Feb. 8, 1997	A	L	72-76
Jan. 14, 1998	H	W	59-54
Feb. 14, 1998	A	L	44-66
Jan. 9, 1999	H	L	70-73
Feb. 6, 1999	A	L	54-80
Feb. 9, 2000	H	W	83-68
March 1, 2000	A	W	55-53
Jan. 13, 2001	A	L	69-85
Feb. 10, 2001	H	L	65-76
Jan. 19, 2002	H	W	75-58
March 2, 2002	A	W	59-54
Feb. 8, 2003	A	L	54-56
Feb. 26, 2003	H	W	94-63
Feb. 18, 2004	H	L	68-80
March 6, 2004	A	L	66-78
Feb. 9, 2005	H	W	90-69
Feb. 26, 2005	A	W	77-64
Mar. 11, 2005	Atl	W	89-58
Feb. 1, 2006	H	W	84-69
Feb. 18, 2006	A	W	65-61
Jan. 13, 2007	H	W	65-63
Feb. 28, 2007	A	L	68-80
Jan. 16, 2008	H	L	67-74
Jan. 30, 2008	A	W	81-80
Feb. 21, 2009	H	W	79-72
Mar. 7, 2009	A	L	53-69
Jan. 20, 2010	H	L	80-84
Feb. 27, 2010	A	L	59-74
Jan. 8, 2011	A	W	62-55
March 5, 2011	H	L	51-60
Jan. 17, 2012	H	W (ot)	65-58
March 3, 2012	A	L	52-67
Jan. 9, 2013	A	L	63-68
Feb. 8, 2014	H	W	87-80

Atl = Atlanta, Ga.  
 Lville = Louisville, Ky.  
 Birm = Birmingham, Ala.  
 Ori = Orlando, Fla.  
 Nash = Nashville, Tenn.

**LSU at home: LSU leads, 46-23**  
**at Auburn: Auburn leads, 36-33**  
**at Neutral Sites: Auburn leads, 5-4**

## BALL STATE (0-1)

March 19, 2002	H	L	65-75
----------------	---	---	-------

## BAYLOR (3-4)

Feb. 23, 1921	A	L	20-32
Feb. 24, 1921	A	W	34-33
Dec. 14, 1946	H	W	61-34
Dec. 19, 1956	H	W	84-76
Dec. 5, 1964	H	L	72-84
Jan. 7, 1971	H	L	83-90
Dec. 6, 1971	A	L	77-81

**LSU at home: Tied, 2-2**  
**at Baylor: Baylor leads, 2-1**

## BELMONT (1-0)

Dec. 29, 1998	H	W	82-63
---------------	---	---	-------

## BETHUNE-COOKMAN (1-0)

Dec. 29, 1998	H	W	82-63
---------------	---	---	-------

## BIRMINGHAM SOUTHERN (4-0)

Dec. 5, 1951	H	W	77-40
Dec. 5, 1952	H	W	98-38
Dec. 6, 1956	H	W	60-59
Dec. 4, 1958	H	W	79-72

## BOGALUSA (1-0)

Dec. 16, 1940	H	W	52-43
---------------	---	---	-------

## BOISE STATE (1-1)

Dec. 10, 2011	H	W	64-45
Dec. 14, 2012	A	L	70-89

## BOSTON UNIVERSITY (2-0)

Dec. 30, 1973	H	W	102-64
---------------	---	---	--------

Dec. 28, 1979	H	W	92-72
---------------	---	---	-------

## BRIGHAM YOUNG (1-1)

Dec. 1960	Gville	L	57-67
March 19, 1992	Boise	W	94-83

Gville = Greenville, S.C.  
 Boise = Boise, Idaho

## BRIGHAM YOUNG-HAWAII (2-0)

Nov. 30, 1985	A	W	89-71
Dec. 31, 1986	A	W	85-70

## BUTLER (2-0)

Mar. 19, 2009	G'boro	W	75-71
Dec. 1, 2013	Orlando	W (ot)	70-68

## CALIFORNIA (2-1)

Nov. 29, 1975	H	W	85-68
Dec. 22, 1976	A	W	69-67
March 18, 1993	Chi	L	64-66

Chi = Chicago, Ill.

## UC IRVINE (1-0)

Dec. 15, 2011	H	W	66-59
Dec. 18, 2012	A	W	66-60

## UCLA (0-8)

Dec. 30, 1950	A	L	66-95
Dec. 27, 1965	A	L	89-95
Dec. 23, 1969	A	L	84-133
Dec. 23, 1981	NO	L	76-83
Dec. 20, 1982	A	L	68-82
Dec. 18, 1993	A	L	80-100
Dec. 17, 1994	H	L	72-92
April 1, 2006	Ind	L	45-59

NO = New Orleans, La.  
 Ind = Indianapolis, Ind.

**LSU at home: UCLA leads, 1-0**  
**at UCLA: UCLA leads, 5-0**  
**at Neutral Sites: UCLA leads, 2-0**

## UC-SANTA BARBARA (1-0)

Nov. 9, 2013	H	W	77-63
--------------	---	---	-------

## CAL STATE FULLERTON (1-0)

Dec. 2, 2008	H	W	84-63
--------------	---	---	-------

## CAL STATE-L.A. (1-0)

Dec. 8, 1989	H	W	82-57
--------------	---	---	-------

## CAMPBELL (2-0)

Dec. 16, 1992	H	W	93-71
Nov. 17, 2002	H	W	83-59

## CANISIUS (0-2)

Dec. 21, 1946	A	L	50-59
Dec. 13, 1947	A	L	44-59

## CENTENARY (9-1)

Dec. 21, 1914	A	W	38-17
Dec. 28, 1956	A	L	75-83
Dec. 19, 1995	H	W	65-63
Nov. 24, 1997	H	W	59-41
Dec. 21, 1999	A	W	80-52
Jan. 17, 2001	H	W	85-44
Jan. 15, 2003	H	W	112-65
Jan. 3, 2004	A	W	66-63
Nov. 28, 2008	H	W	64-58
Nov. 24, 2010	H	W	78-36

## CENTRAL CONN. STATE (1-0)

Jan. 20, 1993	H	W	86-53
---------------	---	---	-------

## CENTRAL MICHIGAN (1-0)

Dec. 11, 2010	H	W	59-55
---------------	---	---	-------

## CITY COLLEGE-N.Y. (1-0)

Nov. 28, 1975	H	W	109-73
---------------	---	---	--------

## CHAMINADE (3-0)

Nov. 26, 1982	A	W	75-62
Dec. 29, 1988	A	W	94-79
Nov. 20, 2007	Maui	W	78-72

## CHAPMAN (1-0)

Dec. 7, 1990	H	W	101-68
--------------	---	---	--------

## CLEMSON (3-2)

Dec. 28, 1955	Jville	L	95-100
Dec. 29, 1966	Gville	L	82-92
Jan. 24, 1968	H	W	104-81
Dec. 7, 1968	A	W	86-85
Dec. 20, 1969	A	W	111-103

Jville = Jacksonville, Fla.  
 Gville = Greenville, S.C.

## CLEVELAND STATE (1-0)

Dec. 18, 1982	H	W	115-77
---------------	---	---	--------

## COASTAL CAROLINA (0-2)

Dec. 13, 2010	H	L (ot)	69-78
Nov. 15, 2011	A	L	63-71

## COLGATE (2-0)

Dec. 29, 1978	H	W	100-73
Nov. 28, 1980	Anch	W	79-61

Anch = Anchorage, Alaska

## COLUMBUS AC (GA) (0-1)

Feb. 1916	A	L	21-42
-----------	---	---	-------

## CONNECTICUT (1-3)

March 14, 1991	Minn	L	62-79
Jan. 7, 2006	A	L	66-67
Jan. 6, 2007	H	W	66-49
Nov. 25, 2009	NYC	L	55-81

Minn = Minneapolis, Minn.  
 NYC = New York City, Madison Square Garden

## COPPIN STATE (0-1)

Dec. 22, 1994	H	L	66-69
---------------	---	---	-------

## CORNELL (3-0)

Dec. 28, 1962	Mia	W	55-48
Dec. 23, 1975	H	W	87-71
Dec. 30, 1995	H	W	70-60

Mia = Miami, Fla.

## CREIGHTON (0-1)

Dec. 30, 1964	OKC	L	79-93
---------------	-----	---	-------

OKC = Oklahoma City, Okla.

## DAYTON (0-2)

March 16, 1984	SLC	L	66-74
Nov. 26, 1995	Haw	L	73-86

SLC = Salt Lake City, Utah  
 Haw = Honolulu, Hawaii

## DELAWARE (1-0)

Dec. 29, 1979	H	W	92-64
---------------	---	---	-------

## DELAWARE

Dec. 21, 1977	H	W	68-67
Jan. 20, 1980	A	L	75-78
March 20, 1987	Cinn	W	63-58

OKC = Oklahoma City, Okla.  
Cinn = Cincinnati, Ohio

**LSU at home: Tied, 1-1**  
**at DePaul: DePaul leads, 2-0**  
**at Neutral Sites: LSU leads, 2-0**

### DIXON ACADEMY (2-0)

Jan. 30, 1909	A	W	35-20
March 6, 1909	H	W	21-12

### DRAKE (1-0)

Jan. 2, 1993	H	W	94-86
--------------	---	---	-------

### DUKE (2-5)

March 3, 1930	Atl	L	34-43
Dec. 1960	A	L (ot)	74-80
Dec. 20, 1974	Col	W	105-95
Feb. 10, 1991	A	L	70-88
Feb. 8, 1992	H	L	67-77
Dec. 22, 1992	Maui	L	67-96
Mar. 23, 2006	Atl	W	62-54

Atl = Atlanta, Ga.  
Col = Columbia, S.C.  
Maui = Maui, Hawaii

**LSU at home: Duke leads, 1-0**

**at Duke: Duke leads, 2-0**  
**at Neutral Sites: Tied, 2-2**

### DUQUESNE (1-0)

Dec. 30, 1968	OKC	W	94-91
---------------	-----	---	-------

OKC = Oklahoma City, Okla.

### EVANSVILLE (0-1)

Dec. 19, 1964	A	L	73-83
---------------	---	---	-------

### FARLEIGH-DICKINSON (1-0)

Dec. 22, 1975	H	W	93-70
---------------	---	---	-------

### FLORIDA (60-43)

Feb. 28, 1947	Lville	W	60-45
Jan. 5, 1948	H	L	36-38
Dec. 11, 1948	A	W	52-50
Dec. 17, 1949	H	W	73-49
March 2, 1950	Lville	W	66-57
Dec. 9, 1950	A	W	77-59
Feb. 23, 1952	H	W	65-57
March 1952	Lville	W	77-69
Feb. 10, 1953	A	W	68-56
Jan. 11, 1954	H	W	91-59
Jan. 10, 1955	A	L	73-78
Jan. 1956	H	W	91-90
Jan. 8, 1957	A	L	50-74
Jan. 1958	H	L	57-81
Jan. 5, 1959	A	L	63-69
Jan. 2, 1960	H	L	63-73
Jan. 1961	A	L	75-79
Jan. 6, 1962	H	W	74-57
Jan. 5, 1963	A	W	72-63
Jan. 6, 1964	H	W	87-65
Jan. 4, 1965	A	L	62-102
Feb. 28, 1966	H	W	86-73
Jan. 7, 1967	H	L	70-87
Feb. 11, 1967	A	L	71-95
Jan. 6, 1968	A	L	90-97
Feb. 10, 1968	H	W (ot)	93-92
Dec. 18, 1968	H	W (ot)	93-89
Feb. 12, 1969	A	L	79-95
Feb. 4, 1970	A	W	97-75
Feb. 11, 1970	H	W	94-85
Dec. 18, 1970	H	W	87-77
Feb. 10, 1971	A	W	86-74
Dec. 22, 1971	A	L	81-92
Jan. 24, 1972	H	W	84-73
Dec. 22, 1972	H	W	67-54
Jan. 22, 1973	A	L	70-73
Jan. 7, 1974	A	L	68-72

Feb. 9, 1974	H	W	102-81
Jan. 6, 1975	H	W	92-91
Feb. 8, 1975	A	L	76-92
Jan. 5, 1976	H	W	85-79
March 8, 1976	A	L	81-94
Jan. 31, 1977	H	L	68-83
Feb. 28, 1977	A	W	79-74
Jan. 21, 1978	H	L	70-74
Feb. 18, 1978	A	L	72-73
Jan. 13, 1979	H	W	80-72
Feb. 10, 1979	A	W (ot)	88-82
Dec. 1, 1979	H	W	112-81
Jan. 26, 1980	A	W	66-58
Feb. 28, 1980	Birm	W	95-82
Jan. 3, 1981	A	W	92-66
Jan. 31, 1981	H	W	92-75
March 5, 1981	Birm	W	85-73
Jan. 2, 1982	H	W	61-60
Jan. 30, 1982	A	W	61-59
Feb. 1, 1983	H	W	78-69
Feb. 28, 1983	A	W (ot)	91-87
Feb. 1, 1984	A	L	60-78
Feb. 27, 1984	H	W	77-73
Jan. 23, 1985	H	W	86-68
Feb. 23, 1985	H	W	61-59
Jan. 22, 1986	A	L	65-74
Feb. 22, 1986	H	W	80-69
March 6, 1986	Lex	W	72-66
Dec. 16, 1986	A	L	75-96
Jan. 21, 1987	H	L	51-75
March 6, 1987	Atl	W	72-66
Jan. 27, 1988	A	L	50-61
March 6, 1988	H	W	86-69
Dec. 10, 1988	A	W	111-101
March 1, 1989	H	L	95-104
Jan. 27, 1990	H	W	70-52
Feb. 27, 1990	A	L	63-76
Jan. 26, 1991	H	W	76-66
Feb. 27, 1991	A	W	79-66
Feb. 5, 1992	A	W	70-50
Jan. 16, 1993	H	W	85-51
Jan. 5, 1994	A	L	73-74
Jan. 3, 1995	H	W	70-66
Jan. 27, 1996	A	L	70-73
Jan. 7, 1997	H	W (ot)	88-82
Jan. 17, 1998	A	W	66-63
Jan. 20, 1999	H	L	58-77
Mar. 4, 1999	Atl	L	75-97
Jan. 12, 2000	A	L	57-82
Feb. 13, 2001	H	L (ot)	74-81
Jan. 16, 2002	A	L	70-102
Jan. 28, 2003	H	L	53-70
March 14, 2003	NO	W	65-61
Feb. 14, 2004	A	W	73-70
Feb. 19, 2005	H	W	77-73
Feb. 11, 2006	A	L	62-71
Mar. 11, 2006	Nv	L	65-81
Feb. 24, 2007	H	W	66-56
Feb. 13, 2008	A	W	85-73
Feb. 24, 2009	H	W	81-75
Jan. 16, 2010	A	L	58-72
Feb. 20, 2011	H	L	61-68
Jan. 21, 2012	A	L	64-76
Jan. 12, 2013	H	L	52-74
March 15, 2013	NV	L	58-80
March 1, 2014	A	L	61-79

Lville = Louisville, Ky.  
Birm = Birmingham, Ala.  
Lex = Lexington, Ky.  
Atl = Atlanta, Ga.  
NO = New Orleans  
NV = Nashville, Tenn.

**LSU at home: LSU leads, 34-13**  
**at Florida: Florida leads, 27-18**  
**at Neutral Sites: LSU leads, 8-3**

### FLORIDA STATE (3-2)

Dec. 1957	H	W	67-51
Dec. 27, 1958	A	L	67-82
Dec. 1, 1959	H	W	89-78
Dec. 16, 1967	Mil	L	100-130
Dec. 30, 2004	NO	W	67-50

Mil = Milwaukee, Wis.  
NO = New Orleans, La.

### FORDHAM (1-0)

Dec. 28, 1953	NO	W	65-49
---------------	----	---	-------

NO = New Orleans, La.

### FRESNO STATE (1-2)

Dec. 28, 1996	H	W#	79-75
Nov. 26, 1997	A	L	65-90
Nov. 28, 1999	Hon	W	95-85

# = Game vacated by NCAA  
Hon = Honolulu, Hawaii

### FURMAN (0-1)

Dec. 1960	A	L (3ot)	55-56
-----------	---	---------	-------

### GEORGE MASON (1-0)

Dec. 3, 1994	H	W	127-104
--------------	---	---	---------

### GEORGETOWN (4-2)

March 15, 1970	NYC	W	83-82
Jan. 6, 1972	H	W	90-71
Nov. 30, 1980	Anch	W	76-67
Feb. 2, 1986	A	L	72-74
March 18, 1988	Hford	L	63-66
Jan. 28, 1989	NO	W	82-80

### GEORGIA (62-44)

Feb. 11, 1920	A	L	15-32
Dec. 23, 1935	H	W	46-34
March 2, 1939	Knox	W	50-28
Jan. 1943	A	W	54-39
March 2, 1946	Lville	W	60-41
Feb. 6, 1951	A	L	65-68
Jan. 18, 1952	H	W	98-60
Jan. 19, 1953	A	W	55-50
Jan. 8, 1954	H	W	97-62
Jan. 9, 1954	H	W	100-53
Jan. 8, 1955	A	L (ot)	70-76
Dec. 29, 1955	Jville	W	91-86
Jan. 7, 1956	H	W	96-77
Jan. 6, 1957	A	L	70-78
Jan. 1958	H	L	56-59
Dec. 29, 1958	Jville	W	63-60
Jan. 3, 1959	A	W	79-66
Dec. 29, 1959	Jville	L	67-79
Jan. 4, 1960	H	W	81-77
Jan. 1961	A	L	66-80
Jan. 8, 1962	H	W	76-57
Jan. 7, 1963	A	L (ot)	67-76
Jan. 4, 1964	H	W	81-63
Jan. 2, 1965	H	W	70-69
Jan. 1, 1966	A	L	52-82
Jan. 9, 1967	H	W	87-85
Feb. 13, 1967	A	L	65-78
Jan. 8, 1968	A	W	79-76
Feb. 12, 1968	H	L	73-78
Dec. 21, 1968	H	W	98-89
March 8, 1969	A	W (2ot)	90-80
Feb. 18, 1970	H	W	88-86
March 7, 1970	A	W	99-88
Dec. 21, 1970	H	W	97-76
March 6, 1971	A	W	69-66
Dec. 20, 1971	A	L	95-115
Jan. 22, 1972	H	W	69-68
Dec. 16, 1972	H	L	62-66
Jan. 20, 1973	A	W	56-55
Jan. 21, 1974	H	W	90-83
Feb. 23, 1974	A	W	84-79
Jan. 20, 1975	A	W	90-89
Feb. 22, 1975	H	W (ot)	96-90
Jan. 24, 1976	H	L	79-83
Feb. 21, 1976	A	L	70-75
Jan. 17, 1977	H	W	97-77
Feb. 14, 1977	A	W	75-69
Jan. 7, 1978	H	W	96-78
Feb. 4, 1978	A	W	89-68
Jan. 3, 1979	H	W	97-75
Jan. 27, 1979	A	L	88-93

Jan. 12, 1980	A	L (2ot)	72-73
Feb. 9, 1980	H	W	96-77
Jan. 17, 1981	H	W	78-65
Feb. 14, 1981	A	W	64-62
March 6, 1981	Birm	L	60-68
Jan. 16, 1982	A	W	54-53
Feb. 13, 1982	H	L	51-57
Jan. 8, 1983	H	W	60-56
Feb. 5, 1983	A	W	70-59
Jan. 5, 1984	A	W	81-77
Feb. 4, 1984	H	W (ot)	69-68
Jan. 2, 1985	A	W	79-74
Feb. 2, 1985	H	L	58-59
Feb. 1, 1986	A	L	76-92
Jan. 10, 1987	H	L (ot)	63-64
Feb. 11, 1987	A	L	57-63
March 7, 1987	Atl	W (2ot)	89-88
Jan. 16, 1988	A	L	50-59
Feb. 17, 1988	H	W	63-62
Jan. 25, 1989	A	W	80-79
Feb. 20, 1989	H	W	97-83
Jan. 24, 1990	H	L (ot)	92-94
Feb. 25, 1990	A	L	85-86
Jan. 7, 1991	H	W	83-76
Feb. 8, 1991	A	W	89-86
Feb. 11, 1992	H	L	62-64
Feb. 27, 1993	A	L	78-81
Feb. 19, 1994	H	L	84-100
March 10, 1994	Mem	L	70-83
Feb. 18, 1995	A	L	89-98
Feb. 7, 1996	H	L	82-85
Feb. 22, 1997	A	L	59-82
March 6, 1997	Mem	L	54-75
Jan. 24, 1998	H	L	52-61
Feb. 20, 1999	A	L	57-59
Jan. 19, 2000	H	W	61-57
Jan. 21, 2001	A	L	63-68
March 8, 2001	Nash	W	63-62
Feb. 23, 2002	H	L	54-55
March 8, 2002	Atl	W	78-76
Jan. 5, 2003	H	L	63-89
Jan. 28, 2004	H	W	63-59
Feb. 2, 2005	A	W	95-79
Jan. 25, 2006	H	W	81-52
Jan. 28, 2007	A	L	54-57
March 2, 2008	H	W	71-64
Feb. 4, 2009	A	W	80-62
March 6, 2010	H	W	50-48
March 2, 2011	A	L	53-73
Feb. 22, 2012	H	W	61-53
Jan. 19, 2013	A	L	58-67
March 14, 2013	NV	W	68-63
Feb. 6, 2014	A	L	78-91
March 8, 2014	H	L	61-69

Knox = Knoxville, Tenn.  
Lville = Louisville, Ky.  
Jville = Jacksonville, Fla.  
Birm = Birmingham, Ala.  
Atl = Atlanta, Ga.  
Mem = Memphis, Tenn.  
Nash = Nashville, Tenn.

**LSU at home: LSU leads, 33-14**  
**at Georgia: Georgia leads, 26-21**  
**at Neutral Sites: LSU leads, 8-4**

### GEORGIA STATE (1-0)

Dec. 28, 1994	H	W	105-70
---------------	---	---	--------

March 4, 1949	Lville	W	55-53
Jan. 6, 1950	H	W	63-52
Feb. 6, 1950	A	L	58-85
Jan. 5, 1951	H	W	68-49
Feb. 4, 1952	A	W	73-51
Feb. 21, 1953	H	W	76-52
Feb. 13, 1954	A	W	89-54
Feb. 12, 1955	H	L (ot)	72-79
Feb. 13, 1956	A	L	74-97
Feb. 11, 1957	H	L	60-87
Feb. 1958	A	L	61-88
Feb. 9, 1959	H	L	63-64
Feb. 8, 1960	A	L	56-76
Feb. 1961	H	W	63-50
Feb. 10, 1962	A	W	52-51
Feb. 9, 1963	H	W	56-54
Feb. 7, 1964	A	L	49-51
March 20, 1986	A	W	70-64
Dec. 14, 1986	H	W	52-44
March 15, 1987	Chi	W	85-79
Dec. 16, 1987	A	L	70-87
March 17, 1990	Knox	L	91-94
Nov. 20, 2011	CH	W	59-50

Lville = Louisville, Ky.  
Chi = Chicago, Ill.  
Knox = Knoxville, Tenn.  
CH = Charleston, S.C.

**LSU at home: LSU leads, 10-5**  
**at Georgia Tech: Tied, 8-8**  
**at Neutral Sites: LSU leads, 3-1**

## GRAMBLING STATE (3-0)

Nov. 20, 2000	H	W	112-37
Dec. 13, 2008	H	W	87-41
Dec. 29, 2011	H	W	69-37

## HARDIN-SIMMONS (4-0)

Dec. 30, 1947	FtW	W	62-46
Dec. 14, 1985	H	W	87-71
Dec. 19, 1986	H	W	77-71
Dec. 30, 1989	H	W	100-66

FtW = Fort Worth, Texas

## HAWAII (0-1)

Nov. 28, 1982	A	L	66-68
---------------	---	---	-------

## HAWAII-HILO (2-0)

Dec. 3, 1985	A	W	70-61
Nov. 24, 2001	A	W	64-62

## HAWAII-LOA (1-0)

Dec. 2, 1985	A	W	77-68
--------------	---	---	-------

## HAWAII-PACIFIC (2-0)

Nov. 27, 1982	A	W	98-76
Dec. 1, 1985	A	W	101-89

## HOLY CROSS (1-1)

March 14, 1953	Ral	W	81-73
Dec. 29, 1953	NO	L	56-66

Ral = Raleigh, N.C.  
NO = New Orleans, La.

## HOUSTON (7-9)

Dec. 22, 1962	A	W	74-73
Dec. 15, 1965	A	L	87-110
Dec. 27, 1971	A	L	66-100
Dec. 29, 1981	NO	L	69-73
Dec. 6, 1983	H	L	91-100
Dec. 8, 1984	A	L	73-81
Dec. 30, 1997	H	W	72-50
Nov. 30, 1998	A	L	55-67
Nov. 28, 2000	A	W	61-59
Dec. 20, 2001	H	W	73-69
Jan. 8, 2003	H	W	80-51
Dec. 30, 2003	A	L	52-60
Dec. 21, 2004	A	L	72-81
Nov. 29, 2005	H	L	83-84
Nov. 30, 2010	H	W	73-57

Nov. 29, 2011	A	W	59-58
---------------	---	---	-------

NO = New Orleans

**LSU at home: LSU leads, 4-2**  
**at Houston: Houston leads, 5-3**  
**at Neutral Sites: Houston leads, 1-0**

## HOUSTON BAPTIST (2-0)

Dec. 19, 1983	H	W	60-59
Dec. 28, 2012	H	W	75-58

## HOWARD (1-0)

Dec. 27, 1999	H	W	81-55
---------------	---	---	-------

## ILLINOIS (0-2)

Dec. 22, 1988	H	L	100-127
Dec. 22, 1990	A	L	96-102

## ILLINOIS-CHICAGO (1-0)

Dec. 30, 1986	Hon	W	117-84
---------------	-----	---	--------

Hon = Honolulu, Hawaii

## INDIANA (0-5)

March 17, 1953	KC	L	67-80
March 13, 1954	IC	L	62-73
March 28, 1981	Phil	L	49-67
March 22, 1987	Cin	L	76-77
March 21, 1992	Boi	L	79-89

KC = Kansas City, Mo.  
IC = Iowa City, Iowa  
Phil = Philadelphia, Pa.  
Cin = Cincinnati, Ohio  
Boi = Boise, Idaho

## INDIANA STATE (1-0)

Nov. 16, 2009	H	W	56-45
---------------	---	---	-------

## IONA (2-0)

Dec. 22, 1973	H	W	105-78
Mar. 16, 2006	Jv	W	80-64

Jv = Jacksonville, Fla.

## IOWA (2-1)

Dec. 28, 1963	Port	W	92-81
Nov. 26, 1986	Maui	W	70-60
March 13, 2002	A	W	63-61

\*Game forfeited by NCAA  
Port = Portland, Ore.  
Maui = Maui, Hawaii

## JACKSONVILLE (0-1)

Dec. 30, 1959	A	L	63-72
---------------	---	---	-------

## JACKSON STATE (3-1)

Dec. 22, 1985	H	L	76-87
Dec. 14, 1997	H	W	57-49
Dec. 12, 1998	H	W	72-53
Nov. 15, 2008	H	W	79-65

## JEFFERSON COLLEGE (5-0)

Dec. 1915	H	W	55-18
Dec. 13, 1917	H	W	42-18
Feb. 1, 1919	H	W	66-18
Dec. 30, 1919	H	W	46-15
Dec. 31, 1919	H	W	57-24

## KANSAS (1-3)

Dec. 12, 1953	H	W	68-63
Dec. 6, 1954	A	L	58-83
Nov. 17, 1989	H	L	83-89
Nov. 25, 1996	Maui	L	53-82

Maui = Maui, Hawaii

## KENTUCKY (25-85)

Feb. 22, 1933	Atl	L	38-51
Feb. 26, 1937	Knox	L	37-57
March 3, 1939	Knox	L	34-53
March 3, 1944	Lville	L	28-55

Feb. 1945	Lville	L	37-63
March 2, 1946	N	L	36-59
March 1948	N	L	47-63
Jan. 31, 1951	H	L	59-81
Jan. 5, 1952	A	L	47-57
March 1952	N	L	43-44
March 9, 1954	Nash	L	56-63
Dec. 4, 1954	A	L	58-74
Jan. 17, 1955	H	L	62-64
Dec. 3, 1955	H	L	52-62
Jan. 14, 1956	A	L	65-107
Jan. 12, 1957	H	L	46-51
Jan. 1958	A	L	52-97
Jan. 10, 1959	H	L	61-76
Jan. 9, 1960	A	L	45-77
Jan. 1961	H	W	73-59
Jan. 12, 1962	A	L	63-84
Jan. 11, 1963	H	L	56-63
Jan. 10, 1964	A	L	84-103
Jan. 9, 1965	H	L	66-79
Jan. 24, 1966	A	L	85-111
Jan. 28, 1967	A	L	72-102
Feb. 4, 1967	H	L	84-105
Jan. 27, 1968	H	L	95-121
Feb. 3, 1968	A	L	96-109
Jan. 25, 1969	H	L	96-108
Feb. 22, 1969	A	L	89-103
Jan. 24, 1970	A	L	96-109
Feb. 21, 1970	H	L	105-121
Jan. 23, 1971	H	L	79-82
Feb. 20, 1971	A	L	73-110
Jan. 29, 1972	A	L	71-89
Feb. 26, 1972	H	W	88-71
Jan. 27, 1973	H	L	71-86
Feb. 24, 1973	A	L	76-94
Jan. 5, 1974	H	W	95-84
Feb. 4, 1974	A	L	70-73
Jan. 4, 1975	A	L	80-115
Feb. 3, 1975	H	L	76-77
Feb. 2, 1976	A	L	71-85
Feb. 1, 1976	H	L	70-85
Jan. 22, 1977	A	L	72-87
Feb. 19, 1977	H	L	76-90
Jan. 14, 1978	A	L	76-96
Feb. 11, 1978	H	W (ot)	95-94
Jan. 6, 1979	A	W	93-89
Feb. 3, 1979	H	W	70-61
March 2, 1979	Birm	L	67-80
Jan. 28, 1980	A	W	65-60
Feb. 24, 1980	H	L (ot)	74-76
March 1, 1980	Birm	W	80-78
Jan. 19, 1981	H	W	81-67
March 1, 1981	A	L	71-73
Jan. 25, 1982	A	L	65-76
Feb. 27, 1982	H	W	94-78
Jan. 5, 1983	A	L	50-52
March 5, 1983	H	W	74-60
Jan. 7, 1984	H	L	80-96
March 5, 1984	A	L	68-90
Jan. 31, 1985	A	L	43-53
March 2, 1985	H	W	67-61
Jan. 29, 1986	H	L	52-54
March 1, 1986	A	L	57-68
March 7, 1986	A	L	58-61
March 22, 1986	Atl	W	59-57
Jan. 18, 1987	A	W	76-41
Feb. 21, 1987	H	W	65-52
Jan. 23, 1988	H	L	61-76
Feb. 24, 1988	A	L	65-92
March 12, 1988	H	L	80-86
Jan. 14, 1989	A	W	64-62
Feb. 15, 1989	H	W	99-80
Jan. 13, 1990	H	W	94-81
Feb. 15, 1990	A	L	95-100
Jan. 5, 1991	A	L	80-93
Feb. 5, 1991	H	W	107-88
Feb. 2, 1992	H	W	74-53
March 14, 1992	Birm	L	74-80
Jan. 26, 1993	A	L	67-105
March 14, 1993	A	L	65-82
Feb. 15, 1994	H	L	95-99
March 4, 1995	A	L	80-127

Jan. 16, 1996	H	L	97-129
Feb. 12, 1997	A	L	48-84
Feb. 4, 1998	H	L	61-63
Jan. 30, 1999	A	L	62-86
Feb. 13, 2000	H	W	70-57
Feb. 21, 2001	A	L	61-84
Feb. 9, 2002	H	L	56-68
Feb. 15, 2003	A	L	57-68
Feb. 29, 2004	H	L	64-70
Jan. 22, 2005	A	L	58-89
Mar. 12, 2005	Atl	L (ot)	78-79
Feb. 25, 2006	H	W	71-67
Feb. 20, 2007	A	L	63-70
Feb. 16, 2008	H	L	63-67
Feb. 28, 2009	A	W	73-70
Mar. 13, 2009	Tam	W	67-58
Feb. 6, 2010	H	L	55-81
Jan. 15, 2011	A	L	44-82
Jan. 28, 2012	H	L	50-74
March 9, 2012	NO	L	51-60
Jan. 26, 2013	A	L	70-75
Jan. 28, 2014	H	W	87-82
Feb. 22, 2014	A	L (ot)	76-77
March 14, 2014	Atl	L	67-85

Atl = Atlanta, Ga.  
Knox = Knoxville, Tenn.  
Lville = Louisville, Ky.  
Nash = Nashville, Tenn.  
Birm = Birmingham, Ala.  
Tam = Tampa, Fla.  
NO = New Orleans, La.

**LSU at home: Kentucky leads, 28-17**  
**at Kentucky: Kentucky leads, 42-5**  
**at Neutral Sites: Kentucky leads, 15-3**

## LAFAYETTE (PA.) (2-0)

Dec. 19, 1957	Char	W	80-72
Dec. 30, 1996	H	W	64-43

Char = Charlotte, N.C.

## LAMAR (3-1)

March 14, 1981	Aus	W	100-78
Dec. 16, 1985	A	W	74-57
Dec. 4, 1989	H	W	116-76
Dec. 1, 1997	H	L	64-70

Aus = Austin, Texas

## LEBANON VALLEY (1-0)

March 13, 1953	Ral	W	89-76
----------------	-----	---	-------

Ral = Raleigh, N.C.

## LONG ISLAND (1-0)

Dec. 15, 1947	A	L	47-67
---------------	---	---	-------

## LOUISIANA COLLEGE (28-6)

Dec. 19, 1913	A	W	17-15
Jan. 17, 1914	H	W	27-24
Feb. 1915	H	W	30-4
Jan. 1916	H	W	14-11
Jan. 1916	H	W	20-19
Jan. 1920	A	W	35-20
Jan. 30, 1920	H	W	63-19
Jan. 31, 1920	H	W	39-15
Jan. 13, 1922	H	W	52-26
Jan. 14, 1922	H	W	50-22
Dec. 1922	H	W	23-22
Dec. 1922	H	W	33-22
Jan. 14, 1925	A	W	23-17
Jan. 15, 1925	A	L	20-27
Jan. 28, 1925	H	W	39-36
Jan. 29, 1925	H	W	32-31
Jan. 11, 1926	H	W	39-28
Jan. 12, 1926	H	W	44-22
Jan. 21, 1927	A	L</	

Jan. 4, 1930	A	L	15-55
Dec. 7, 1953	H	W	128-74
Dec. 1, 1954	H	W	80-63
Dec. 1, 1955	H	L	79-84
Dec. 3, 1956	H	W	89-81
Dec. 1957	H	W	66-62
Dec. 11, 1958	H	W	59-53
Dec. 4, 1959	H	W	73-68
Dec. 23, 1995	H	W	104-65

**LSU at home: LSU leads, 23-1**  
**at La. College: Tied, 5-5**

### LOUISIANA-LAFAYETTE (36-10)

Jan. 9, 1914	H	W	44-7
Jan. 14, 1915	H	W	29-6
Jan. 15, 1915	H	W	39-16
Dec. 1915	H	W	44-14
Dec. 1915	H	W	69-13
Dec. 1916	A	W	33-20
Dec. 1916	A	L	13-21
Dec. 1916	H	W	50-13
Jan. 11, 1918	A	W	36-7
Jan. 1921	H	W	47-11
Feb. 11, 1921	H	W	61-8
Jan. 10, 1922	H	W	41-8
Jan. 11, 1922	H	W	29-17
Jan. 1923	H	W	25-22
Jan. 19, 1924	H	L	12-15
Jan. 21, 1924	H	L	14-26
Jan. 9, 1925	H	W	30-19
Jan. 10, 1925	H	W	22-17
Jan. 8, 1926	A	W	25-13
Jan. 9, 1926	A	W	31-29
Feb. 21, 1927	H	W	34-22
Feb. 22, 1927	H	W	29-12
Jan. 6, 1928	H	W	40-17
Jan. 7, 1928	H	W	36-17
Jan. 7, 1929	H	W	23-17
Jan. 8, 1929	H	W	29-22
Feb. 11, 1929	A	L	34-36
Feb. 12, 1929	A	L	23-25
Jan. 30, 1931	H	L	26-40
Jan. 31, 1931	H	L	29-34
Jan. 8, 1932	H	W	44-23
Jan. 9, 1932	H	W	50-35
Dec. 18, 1934	H	W	54-30
Dec. 18, 1935	H	W	43-28
Dec. 16, 1936	H	W	44-19
Dec. 13, 1937	H	W	31-26
Dec. 10, 1940	H	L	30-39
Feb. 19, 1944	H	L	40-62
Feb. 21, 1944	H	L	37-60
Jan. 6, 1945	H	W	44-42
Jan. 24, 1945	A	W	59-44
Dec. 4, 2001	H	W	83-65
Nov. 21, 2004	H	W	83-69
Dec. 17, 2005	H	W	81-62
Dec. 31, 2008	H	W	81-79
Dec. 1, 2009	H	W	66-58

**LSU at home: LSU leads, 31-7**  
**at Lafayette: LSU leads, 5-3**

### LOUISIANA-MONROE (6-0)

Nov. 22, 1991	H	W	77-76
Nov. 20, 2000	H	W	92-49
Nov. 29, 2003	H	W	96-65
Nov. 19, 2006	H	W	88-57
Nov. 13, 2009	H	W	82-62
Dec. 14, 2013	H	W	61-54

### LOUISIANA TECH (10-1)

Jan. 30, 1928	H	W	40-23
Jan. 31, 1928	H	W	37-28
Jan. 24, 1930	A	W	37-31
Jan. 25, 1930	A	W	42-27
Jan. 20, 1937	H	W	54-24
Jan. 21, 1937	H	W	35-34
Jan. 17, 1945	A	W	43-38
Feb. 7, 1945	H	W	83-56
Feb. 11, 1946	H	W	58-43

Dec. 6, 1988	H	L (ot)	109-111
Dec. 23, 2006	H	W	68-52

**LSU at home: LSU leads, 7-1**  
**at La. Tech: LSU leads, 3-0**

### LOUISVILLE (1-8)

Dec. 21, 1948	A	L	44-79
Dec. 22, 1949	A	L	65-75
Dec. 1960	H	L	53-72
Dec. 29, 1961	NO	W	84-70
March 16, 1980	Hou	L	66-86
March 29, 1986	Dal	L	77-88
Dec. 21, 1991	H	L	92-93
Feb. 23, 1994	A	L	64-82
Dec. 7, 1996	Ana	L (ot)	87-93

NO = New Orleans, La.  
Hou = Houston, Texas  
Dal = Dallas, Texas  
Ana = Anaheim, Calif.

**LSU at home Louisville leads, 2-0**  
**at Louisville: Louisville leads, 3-0**  
**at Neutral Sites: Louisville leads, 3-1**

### LOYOLA (CHICAGO) (2-0)

Dec. 6, 1982	H	W	97-80
Nov. 28, 1984	H	W	102-96

### LOYOLA MARYMOUNT (2-0)

Feb. 3, 1990	H	W(ot)	148-141
Dec. 20, 1990	H	W	122-114

### LOYOLA-NO (37-15)

Jan. 10, 1921	H	W	74-12
Jan. 24, 1924	H	W	27-20
Jan. 25, 1924	H	W	17-15
Feb. 25, 1924	A	W	34-28
Feb. 26, 1924	A	W	37-4
Jan. 21, 1925	H	W	30-13
Jan. 22, 1925	H	W	32-18
March 3, 1925	A	W	26-15
Jan. 28, 1927	H	L	15-16
Jan. 29, 1927	H	W	42-18
Feb. 11, 1927	A	L	26-41
Feb. 12, 1927	A	L	19-27
Feb. 12, 1937	H	W	46-31
Jan. 20, 1947	A	W	44-43
Feb. 24, 1947	H	W	61-47
Jan. 19, 1948	A	L	42-49
Feb. 16, 1948	H	L	45-46
Jan. 13, 1949	A	W	56-52
Feb. 14, 1949	H	W	63-41
Jan. 4, 1950	H	W	62-56
Jan. 9, 1950	A	W	51-47
Jan. 2, 1952	H	W	77-60
Jan. 16, 1953	A	W	58-52
Jan. 5, 1954	H	W	69-65
Feb. 7, 1955	A	L	68-75
Dec. 17, 1955	H	L	65-71
Dec. 8, 1956	H	L (ot)	73-77
Dec. 22, 1956	A	L	68-75
Dec. 23, 1957	A	L	62-94
Jan. 1957	H	L	70-82
Dec. 17, 1958	H	W	78-68
Jan. 27, 1959	A	W	70-68
Dec. 10, 1959	H	L (ot)	65-66
Jan. 27, 1960	A	L	64-74
Dec. 1960	H	W	73-59
Jan. 1960	A	W	51-49
Nov. 26, 1961	H	W	57-48
Feb. 1, 1962	A	W	77-61
Dec. 3, 1962	H	W	79-66
Jan. 30, 1963	A	W	72-69
Dec. 2, 1963	H	W	80-67
Jan. 29, 1964	A	W	73-62
Dec. 1, 1964	H	W	88-78
Feb. 10, 1965	A	W	89-76
Dec. 1, 1965	H	L	61-72
Dec. 9, 1965	A	W	88-84
Dec. 9, 1966	A	L (2ot)	86-87
Dec. 9, 1967	H	W	90-56
Dec. 2, 1968	A	W	109-82

Dec. 9, 1969	H	W	100-87
Dec. 1, 1970	A	W	109-103
Jan. 8, 1972	H	W	103-85

**LSU at home: LSU leads, 21-7**  
**at Loyola-NO: LSU leads, 16-8**

### MAINE (1-0)

Dec. 15, 1979	H	W	103-81
---------------	---	---	--------

### MARIST (2-0)

Nov. 25, 1988	H	W	94-58
Dec. 29, 1995	H	W	80-65

### MARQUETTE (1-2)

March 19, 1970	NYC	L	79-101
Dec. 19, 2011	H	W	67-59
Dec. 22, 2012	A	L	80-84

NYC = New York City, N.Y.

### MARYLAND (2-2)

Feb. 23, 1931	Atl	L	34-37
Dec. 21, 1963	Bburg	L	65-75
Dec. 12, 1987	H	W	55-54
Jan. 2, 1989	A	W	79-77

Atl = Atlanta, Ga.  
Bburg = Blacksburg, Va.

### MARYLAND BALT. CO. (1-0)

Dec. 30, 1995	H	W	88-67
---------------	---	---	-------

### MASSACHUSETTS (0-1)

Nov. 12, 2013	A	L	90-92
---------------	---	---	-------

### MCNEESE STATE (22-0)

Dec. 6, 1986	A	W	77-62
Dec. 8, 1988	H	W	91-89
Dec. 2, 1989	H	W	85-49
Jan. 20, 1992	H	W	115-67
Dec. 1, 1992	H	W	83-72
Dec. 16, 1993	H	W	93-72
Nov. 29, 1994	H	W	86-71
Dec. 1, 1995	H	W	83-73
Nov. 21, 1998	H	W	56-39
Dec. 13, 2000	H	W	87-68
Dec. 15, 2001	H	W	80-57
Dec. 7, 2002	H	W	93-72
Nov. 24, 2003	H	W	87-77
Dec. 13, 2004	H	W	82-79
Dec. 10, 2005	H	W	90-70
Nov. 29, 2006	H	W	91-57
Nov. 14, 2007	H	W	78-74
Dec. 22, 2008	H	W	62-59
Jan. 4, 2010	H	W	83-60
Dec. 16, 2010	H	W (ot)	78-66
Nov. 13, 2012	H	W	73-48
Dec. 28, 2013	H	W	79-52

**LSU at home: LSU leads, 20-0**  
**At McNeese St.: LSU leads, 1-0**

### MEMPHIS (2-4)

Jan. 12, 1972	A	L	65-82
Dec. 5, 1972	H	W	69-57
March 15, 1986	H	W	83-81
Dec. 23, 1992	Maui	L	66-70
Nov. 21, 2010	Tupelo	L	61-70
Nov. 29, 2013	Orlando	L	69-76

### MERCER (3-0)

Feb. 12, 1920	A	W	33-22
Dec. 5, 1992	H	W	92-48
Nov. 24, 2001	Hilo	W	64-62

Hilo = Hilo, Hawaii

### MIAMI (FLA.) (1-3)

Dec. 11, 1950	A	L	62-68
Dec. 1952	H	W	86-58
Dec. 1957	H	L	65-73
Dec. 27, 2001	NO	L	61-68

NO = New Orleans, La.

### MICHIGAN (0-2)

Dec. 5, 1995	H	L	68-69
Dec. 15, 1996	A	L	59-70

### MICHIGAN STATE (0-1)

March 16, 1979	Indy	L	71-87
----------------	------	---	-------

Indy = Indianapolis, Ind.

### MIDDLE TENNESSEE ST. (1-0)

Nov. 27, 1991	H	W	96-65
---------------	---	---	-------

### MILLSAPS (5-0)

Feb. 1917	H	W	95-6
Feb. 1917	A	W	57-11
Feb. 6, 1918	A	W	66-10
Feb. 1923	H	W	32-10
Feb. 1923	H	W	34-23

### OLE MISS (117-87)

Feb. 4, 1910	H	W	39-14
Feb. 5, 1910	H	W	25-4
Jan. 15, 1912	H	W	27-15
Feb. 16, 1912	H	W	33-11
Feb. 21, 1916	H	W	55-29
Feb. 18, 1921	H	L	22-23
Feb. 19, 1921	H	W	26-16
Jan. 15, 1926	H	W	27-24
Jan. 16, 1926	H	L	19-43
Jan. 14, 1927	H	L	16-36
Jan. 15, 1927	H	W	22-21
Jan. 13, 1928	H	W	20-17
Jan. 14, 1928	H	W	36-25
Jan. 15, 1928	H	L	23-33
Jan. 26, 1928	H	W	34-33
Feb. 25, 1928	Atl	L	28-53
Jan. 11, 1929	H	L	21-42
Jan. 12, 1929	H	L	17-34
Jan. 18, 1929	A	L	24-28
Jan. 19, 1929	A	L	25-30
Jan. 10, 1930	A	L	27-31
Jan. 11, 1930	A	W	31-21
Jan. 17, 1930	H	L	24-47
Jan. 18, 1930	H	L	29-32
Jan. 15, 1931	A	W	26-24
Jan. 16, 1931	A	L	29-30
Jan. 15, 1932	A	W	37-34
Jan. 16, 1932	A	L	22-24
Jan. 29, 1932	H	W	55-53
Jan. 30, 1932	H	L	33-35
Jan. 13, 1933	A	L	37-40
Jan. 14, 1933	A	L	32-34
Feb. 13, 1933	H	W	53-33
Feb. 14, 1933	H	W	50-33
Feb. 12, 1934	H	W	52-33
Feb. 13, 1934	H	W	49-39
Feb. 4, 1935	H	W	47-32
Feb. 5, 1935	H	W	47-33
Jan. 31, 1936	H	W	54-37
Feb. 1, 1936	H	L	46-51
Feb. 14, 1936	A		

# Series Records

Jan. 10, 1947	A	W	54-43
Feb. 3, 1947	H	W	63-43
Feb. 27, 1947	Lville	W	61-36
Feb. 2, 1948	A	L	37-49
Feb. 23, 1948	H	W	52-50
Jan. 31, 1949	A	W	58-48
Feb. 12, 1949	H	W	49-38
Dec. 19, 1949	H	W	74-61
Jan. 28, 1950	A	L	65-75
Dec. 16, 1950	A	L	67-72
Feb. 17, 1951	H	L	48-69
March 2, 1951	Lville	W	62-57
Dec. 13, 1951	A	W	81-69
Jan. 30, 1952	A	L	65-68
Feb. 18, 1952	H	W	78-67
March 1, 1952	Lville	W	75-60
Jan. 12, 1953	A	W	67-66
Feb. 23, 1953	H	W	63-48
Feb. 1, 1954	H	W	53-52
March 1, 1954	A	W	76-53
Jan. 31, 1955	A	L	69-89
Feb. 28, 1955	H	W	68-65
Feb. 6, 1956	H	W	100-76
Feb. 27, 1956	A	L	70-81
Feb. 2, 1957	A	L	73-79
Feb. 23, 1957	H	L	76-83
Feb. 3, 1958	H	L	63-76
Feb. 24, 1958	A	L	78-85
Dec. 30, 1958	Jville	W	69-55
Feb. 2, 1959	A	L	69-80
Feb. 23, 1959	H	W	99-93
Feb. 1, 1960	H	L	61-76
Feb. 22, 1960	A	L	70-90
Feb. 1961	A	W	75-69
Feb. 27, 1961	H	L	46-68
Feb. 5, 1962	H	W	70-59
Feb. 26, 1962	A	L	68-74
Feb. 4, 1963	A	L	48-60
Feb. 25, 1963	H	W	80-61
Feb. 1, 1964	H	W	77-67
Feb. 22, 1964	A	W	86-80
Feb. 1, 1965	A	W	58-56
Feb. 22, 1965	A	W	60-56
Jan. 3, 1966	A	L	80-81
Feb. 12, 1966	H	W	92-68
Dec. 19, 1966	A	L	67-74
Feb. 25, 1967	H	L	77-89
Dec. 19, 1968	H	W	81-68
Feb. 24, 1968	A	L	85-87
Feb. 1, 1969	H	L (ot)	81-84
March 1, 1969	A	L	76-78
Jan. 31, 1970	H	W	109-86
Feb. 28, 1970	A	W	103-90
Jan. 30, 1971	H	L	90-113
Feb. 27, 1971	A	L	54-62
Feb. 5, 1972	H	W	67-66
March 4, 1972	A	L	78-101
Feb. 3, 1973	A	L	59-84
March 3, 1973	H	W	70-69
Feb. 2, 1974	A	L	63-77
March 4, 1974	A	L	74-82
Feb. 1, 1975	H	W	94-86
March 8, 1975	A	W	91-86
Jan. 10, 1976	H	W	100-75
Feb. 7, 1976	A	W	67-57
Jan. 3, 1977	H	W	75-68
March 5, 1977	A	L	69-90
Jan. 28, 1978	A	W	74-61
Feb. 25, 1978	H	W	94-75
Jan. 20, 1979	A	W (ot)	70-69
Feb. 17, 1979	H	W	67-62
Jan. 23, 1980	H	W	72-66
Feb. 21, 1980	A	W	77-74
Jan. 28, 1981	A	W	63-59
Jan. 25, 1981	H	W	74-67
Jan. 27, 1982	H	W	53-46
Feb. 24, 1982	A	L	61-74
March 4, 1982	Lex	L	52-59
Jan. 15, 1983	A	W	71-68
Feb. 12, 1983	H	W	72-63
Jan. 14, 1984	H	W	93-70
Feb. 12, 1984	A	W	65-61

Dec. 5, 1984	H	W	89-64
Jan. 17, 1985	A	L	65-68
Jan. 13, 1986	H	W	66-68
Feb. 15, 1986	A	L	57-58
Jan. 5, 1987	A	L	63-73
Feb. 4, 1987	H	W (ot)	82-75
Jan. 9, 1988	A	W (ot)	69-61
Feb. 10, 1988	H	W	78-57
Feb. 1, 1989	H	W	107-57
March 4, 1989	A	L (ot)	112-113
Jan. 31, 1990	A	W	79-77
March 3, 1990	H	W	103-94
Jan. 19, 1991	H	W	87-71
Feb. 20, 1991	A	W	89-78
Jan. 25, 1992	A	W	83-73
Feb. 25, 1992	H	W	100-69
Jan. 23, 1993	A	L	62-71
March 6, 1993	H	W	71-56
March 12, 1993	Lex	W	89-70
Jan. 29, 1994	H	W	90-66
March 5, 1994	A	L	78-93
Jan. 21, 1995	H	W (ot)	87-81
Feb. 15, 1995	A	L	90-102
Feb. 3, 1996	H	W	71-66
Feb. 28, 1996	A	L	48-75
Feb. 5, 1997	H	L	73-79
Feb. 26, 1997	A	L	68-74
Jan. 21, 1998	A	L	58-80
Feb. 18, 1998	H	L	57-83
Feb. 3, 1999	H	L	66-82
Feb. 27, 1999	A	L	57-79
Feb. 16, 2000	A	W	97-53
March 4, 2000	H	W	64-60
Feb. 7, 2001	A	L	97-53
Feb. 28, 2001	H	W (ot)	78-77
Jan. 23, 2002	A	L	55-70
Feb. 27, 2002	H	W	59-56
Jan. 18, 2003	H	L	57-67
March 5, 2003	A	W	77-64
Jan. 21, 2004	A	L	49-53
March 3, 2004	H	W	58-45
Jan. 26, 2005	H	W	70-60
March 2, 2005	A	W	58-53
Jan. 28, 2006	A	W	79-73
March 4, 2006	H	W	55-52
Jan. 17, 2007	H	W	62-55
Feb. 14, 2007	A	L	70-71
March 8, 2007	Atl	L	60-80
Jan. 12, 2008	A	L	71-74
Feb. 23, 2008	H	W	69-49
Jan. 17, 2009	H	W	83-51
Feb. 14, 2009	A	W	73-66
Jan. 23, 2009	H	L	63-73
March 4, 2010	A	L	59-72
Jan. 22, 2011	H	L	51-78
Feb. 9, 2011	A	L	60-66
Jan. 7, 2012	H	W	81-55
Feb. 25, 2012	A	L	48-72
March 9, 2013	H	L	67-81
Jan. 15, 2014	A	L (ot)	74-88

Atl = Atlanta, Ga.  
Lville = Louisville, Ky.  
Jville = Jacksonville, Fla.  
Lex = Lexington, Ky.

**LSU at home: LSU leads, 75-30**  
**at Ole Miss: Ole Miss leads, 54-36**  
**at Neutral Sites: LSU leads, 6-3**

### MISSISSIPPI COLLEGE (8-1)

Jan. 21, 1914	H	W	34-13
Jan. 22, 1914	H	W	29-19
Feb. 6, 1918	A	W	41-24
Feb. 15, 1922	H	W	29-20
Feb. 16, 1922	H	W	26-18
Jan. 1923	H	W	27-17
Jan. 1923	H	W	19-14
Jan. 9, 1930	A	L	24-27
Jan. 13, 1931	A	W	46-34

### MISSISSIPPI STATE (108-96)

Jan. 6, 1909	H	W	18-12
Jan. 8, 1909	H	W	14-10

Jan. 7, 1911	A	W	33-17
Jan. 8, 1911	A	W	42-12
Jan. 6, 1912	A	L	16-22
Jan. 7, 1912	A	L	11-21
Jan. 12, 1915	H	W	24-12
Jan. 13, 1915	H	L	14-15
Feb. 1916	A	W	31-21
Feb. 1916	A	L	17-23
Jan. 1917	H	W	36-28
Jan. 1917	H	W	38-17
Jan. 24, 1920	H	W	27-12
Jan. 1923	H	L	25-36
Jan. 1923	H	L	20-35
Feb. 13, 1924	A	L	29-34
Feb. 14, 1924	A	L	34-54
Feb. 3, 1925	H	W	24-17
Jan. 27, 1928	A	L	26-46
Jan. 28, 1928	A	L	23-29
Feb. 4, 1929	H	L	16-26
Feb. 5, 1929	H	W	39-29
Feb. 1, 1930	Mer	W	32-24
Jan. 18, 1932	H	L	28-29
Jan. 19, 1932	H	W	40-15
Jan. 25, 1932	A	W	30-26
Jan. 26, 1932	A	W	33-29
Jan. 11, 1933	A	W	32-28
Jan. 12, 1933	A	W	49-26
Jan. 17, 1933	H	W	45-40
Jan. 18, 1933	H	W	37-33
Jan. 9, 1934	A	L	46-47
Jan. 10, 1934	A	W	48-23
Feb. 8, 1934	H	W	54-39
Jan. 9, 1934	H	W	61-30
Feb. 13, 1935	H	W	67-32
Feb. 14, 1935	H	W	46-39
Jan. 13, 1936	A	L	38-49
Feb. 10, 1936	H	W	43-37
Feb. 11, 1936	H	W	45-40
Jan. 16, 1937	A	L	36-53
Feb. 15, 1937	H	W	42-41
Feb. 16, 1937	H	L	38-39
Jan. 31, 1938	H	W	38-33
Feb. 1, 1938	H	W	31-22
Feb. 14, 1938	A	W	66-44
Feb. 15, 1938	A	L	46-63
Jan. 30, 1939	A	W	48-32
Jan. 31, 1939	A	L	29-31
Feb. 3, 1939	H	W	47-45
Feb. 4, 1939	H	W	54-33
Jan. 13, 1940	A	L	37-49
Jan. 29, 1940	H	W	55-42
Jan. 11, 1941	A	L	26-35
Feb. 8, 1941	H	W	39-37
Jan. 10, 1942	A	L	41-43
Jan. 24, 1942	H	W	51-40
Jan. 8, 1943	H	L	40-48
Jan. 20, 1943	A	W	61-40
Jan. 15, 1945	A	L	39-47
Jan. 29, 1945	H	W	62-27
Jan. 11, 1946	A	W	54-30
Feb. 8, 1946	H	W	73-31
Jan. 11, 1947	A	W	61-57
Feb. 14, 1947	H	W	64-49
Jan. 31, 1948	A	L	49-53
Feb. 13, 1948	H	W	65-40
Jan. 10, 1949	H	W	64-40
Jan. 29, 1949	A	L	42-48
Jan. 30, 1950	A	L	41-48
Feb. 17, 1950	H	W	68-58
Dec. 15, 1951	A	L	69-94
Jan. 6, 1951	H	W	76-61
Dec. 12, 1952	A	L	54-59
Jan. 14, 1952	H	W	103-78
Feb. 28, 1952	Lville	W	77-44
Jan. 10, 1953	A	W	75-55
Feb. 27, 1953	H	W	82-47
Jan. 30, 1954	H	W	65-54
Feb. 27, 1954	A	W	61-57
Jan. 29, 1955	A	W	67-63
Feb. 26, 1955	H	L	80-84
Feb. 4, 1956	H	L	78-87
Feb. 25, 1956	A	W	79-71

Feb. 1, 1957	A	L	72-81
Feb. 22, 1957	H	L	76-94
Jan. 1958	H	L	54-71
March 1958	A	L	72-95
Jan. 31, 1959	A	L	71-78
Feb. 21, 1959	H	L	67-75
Jan. 30, 1960	H	L	60-71
Feb. 20, 1960	A	W	69-64
Jan. 1961	A	L	61-77
Feb. 25, 1961	H	L	54-56
Dec. 30, 1962	NO	L	51-73
Feb. 3, 1962	H	L	66-87
Feb. 24, 1962	A	L	48-58
Feb. 2, 1963	A	L	66-73
Feb. 23, 1963	H	L	64-89
Jan. 31, 1964	H	W	87-71
Feb. 21, 1964	A	W	63-60
Jan. 30, 1965	A	L	74-76
Feb. 20, 1965	H	W	94-76
Jan. 10, 1966	H	L	71-74
Feb. 5, 1966	A	L	61-66
Dec. 17, 1966	A	L	84-98
Feb. 20, 1967	H	L	64-66
Dec. 22, 1967	H	W	111-87
Feb. 19, 1968	A	W	94-83
Feb. 3, 1969	H	W	95-71
March 3, 1969	A	W	99-89
Feb. 2, 1970	H	W	109-91
March 2, 1970	A	W	97-87
Jan. 1, 1971	H	W	90-71
March 1, 1971	A	L	70-78
Feb. 7, 1972	H	W	62-60
March 2, 1972	A	L	71-89
Feb. 5, 1973	A	W	84-78
March 1, 1973	H	W	94-82
Jan. 14, 1974	A	L	75-89
Feb. 16, 1974	H	L (ot)	84-87
Jan. 16, 1975	H	L	84-93
Feb. 15, 1975	A	L	71-79
Jan. 19, 1976	A	L	83-90
Feb. 16, 1976	H	W	80-69
Jan. 12, 1977	A	L	77-80
Feb. 7, 1977	H	W	71-66
Jan. 2, 1978	A	L (ot)	82-84
March 4, 1978	H	L	67-68
Feb. 8, 1979	A	W	52-48
Feb. 24, 1979	H	L	57-65
Jan. 5, 1980	H	W	80-58
Feb. 2, 1980	A	W	75-63
Jan. 10, 1981	A	W	81-69
Feb. 7, 1981	H	W	94-89
Jan. 9, 1982	H	W	78-56
Feb. 6, 1982	A	W	57-43
Jan. 24, 1983	A		

Jan. 4, 1997	A	L	66-69
Jan. 29, 1997	H	L	60-68
Feb. 11, 1998	A	L	48-85
Feb. 28, 1998	H	L	62-63
Jan. 16, 1999	A	L	55-53
Feb. 24, 1999	H	W	74-63
Feb. 2, 2000	A	L	66-68
Feb. 26, 2000	H	W	71-66
Jan. 24, 2001	A	W	82-73
Feb. 24, 2001	H	L	48-55
Jan. 26, 2002	A	L	61-84
Feb. 13, 2002	H	W (ot)	68-65
March 9, 2002	Atl	L	51-57
Jan. 11, 2003	H	W	85-72
Jan. 25, 2003	A	L	64-67
March 15, 2003	NO	L	61-76
Jan. 17, 2004	H	L	54-64
Feb. 25, 2004	A	L	58-84
Jan. 29, 2005	H	W	69-62
Feb. 16, 2005	A	W	80-72
Jan. 18, 2006	A	W	71-57
Feb. 15, 2006	H	W	72-59
Feb. 3, 2007	A	L	78-85
Feb. 17, 2007	H	L	50-56
Jan. 9, 2008	H	L	61-39
Mar. 8, 2008	A	L	75-84
Jan. 21, 2009	H	W	81-57
Feb. 11, 2009	A	W(2ot)	97-94
Mar. 14, 2009	Tam	L	57-67
Jan. 30, 2010	H	L	51-67
Feb. 20, 2010	A	L	59-60
Feb. 5, 2011	H	L	57-58
Feb. 23, 2011	A	W	84-82
Jan. 25, 2012	A	L	71-76
Feb. 14, 2012	H	W(ot)	69-67
Feb. 2, 2013	A	W	69-68
Feb. 16, 2013	H	W	80-68
Feb. 19, 2014	H	W	92-81

Mer = Meridian, Miss.  
Lvllie = Louisville, Ky.  
NO = New Orleans, La.  
Atl = Atlanta, Ga.  
Tam = Tampa, Fla.

**LSU at home: LSU leads, 67-35**  
**at Miss. State: Miss. State leads, 57-38**  
**at Neutral Sites: Miss. State leads, 4-3**

### MISS. VALLEY STATE (2-0)

Dec. 28, 2006	H	W	92-58
Nov. 24, 2012	H	W	75-50

### MISSOURI (3-1)

March 14, 1980	Hou	W	68-63
Jan. 30, 2013	H	W	73-70
March 2, 2013	A	L	76-89
Jan. 21, 2014	H	W	77-71

Hou = Houston, Texas

### MONTANA STATE (4-0)

Dec. 28, 1970	OKC	W	89-77
Dec. 27, 1976	H	W	101-80
Dec. 18, 1978	H	W	99-89
Nov. 22, 1985	H	W	84-59

OKC = Oklahoma City, Okla.

### MOREHEAD STATE (1-0)

Dec. 28, 1988	Hon	W	101-88
---------------	-----	---	--------

Hon = Honolulu, Hawaii

### NAVY (0-1)

March 15, 1985	Day	L	55-78
----------------	-----	---	-------

Day = Dayton, Ohio

### NEBRASKA (1-0)

Dec. 30, 1988	Hon	W	90-87
---------------	-----	---	-------

Hon = Honolulu, Hawaii

### NEVADA-LAS VEGAS (3-3)

Dec. 13, 1980	H	W	87-73
Nov. 28, 1981	A	L	79-83
Dec. 29, 1987	A	L	59-78

Feb. 25, 1989	H	W	88-87
Jan. 28, 1990	H	W	107-105
Nov. 30, 1991	A	L	55-76

### NEVADA-RENO (1-1)

Dec. 3, 1973	A	L	86-97
Dec. 6, 1975	H	W	94-74

### NEW ORLEANS (11-4)

Nov. 28, 1977	H	L	69-73
Nov. 27, 1978	A	W	64-42
Dec. 3, 1979	H	W	104-78
Dec. 18, 1980	A	W	96-66
March 16, 1983	H	L (ot)	94-99
Nov. 26, 1983	A	W	61-59
Dec. 21, 1984	H	W	78-64
Dec. 20, 1986	H	L	71-82
Dec. 16, 2000	H	W	84-57
Dec. 18, 2001	A	L	59-60
Dec. 30, 2002	H	W	69-57
Jan. 12, 2004	A	W	68-60
Nov. 24, 2004	H	W	95-79
Dec. 13, 2005	H	W	94-53
Nov. 19, 2013	H	W	81-54

**LSU at home: LSU leads, 7-3**  
**at UNO: LSU leads, 4-1**

### NEW ORLEANS AC (0-1)

Jan. 10, 1931	H	L	35-41
---------------	---	---	-------

### NICHOLLS STATE (17-1)

Dec. 4, 1987	H	W	86-62
Dec. 29, 1990	H	W	118-76
Dec. 30, 1991	H	W	123-61
Dec. 15, 1992	H	W	75-64
Dec. 4, 1993	H	W (ot)	95-90
Jan. 23, 1996	H	W	86-69
Nov. 29, 1997	H	W	72-52
Dec. 23, 1999	H	W	91-74
Dec. 22, 2000	H	W	92-49
Dec. 30, 2001	H	W	71-35
Nov. 22, 2002	H	W	68-24
Nov. 21, 2005	H	W	122-58
Nov. 17, 2006	H	W	96-42
Nov. 28, 2007	H	W	68-41
Dec. 17, 2008	H	W	68-56
Dec. 17, 2009	H	W	63-60
Nov. 16, 2010	H	L	53-62
Nov. 12, 2011	H	W	90-74

### NORFOLK STATE (1-0)

Nov. 25, 2000	H	W	90-62
---------------	---	---	-------

### NIAGARA (1-0)

Dec. 8, 1976	H	W	82-68
--------------	---	---	-------

### NORTH CAROLINA (2-10)

Feb. 28, 1925	Atl	L	21-35
Feb. 1928	Atl	W	44-38
Jan. 3, 1955	H	W	84-77
Jan. 3, 1956	A	L	69-95
Dec. 1960	A	L	61-77
Dec. 14, 1963	H	L	71-76
Dec. 4, 1982	NJ	L	43-47
Jan. 29, 1984	A	L	79-90
Feb. 10, 1985	H	L	70-75
Jan. 22, 1994	NO	L	65-88
Dec. 18, 1996	Gbro	L	48-67
Mar. 21, 2009	Gbro	L	70-84

Atl = Atlanta, Ga.  
NJ = E. Rutherford, N.J.  
Gbro = Greensboro, N.C.

**LSU at home: UNC leads, 3-1**  
**at UNC: UNC leads, 4-0**  
**at Neutral Sites: UNC leads, 3-1**

### NORTH CAROLINA A&T (1-1)

Nov. 30, 1996	H	W#	74-62
Nov. 25, 1998	H	W	72-59

# Game forfeited by NCAA

### UNC-WILMINGTON (4-0)

Dec. 29, 1980	H	W	100-68
Jan. 17, 1983	H	W	70-55
Nov. 28, 1983	A	W	94-59
Dec. 22, 1984	H	W	88-65

### NORTHERN ARIZONA (2-0)

Feb. 9, 1987	H	W	70-58
Dec. 28, 1991	H	W	159-86

### NORTHERN IOWA (0-2)

Dec. 28, 1987	LV	L	80-90
Dec. 19, 2005	H	L	50-54

LV = Las Vegas

### NORTH TEXAS (1-1)

Dec. 22, 2010	H	L	55-75
Dec. 22, 2011	A	W	67-58

### NORTHWESTERN (1-3)

Dec. 21, 1953	H	W	79-51
Dec. 20, 1953	A	L	66-83
Dec. 30, 1965	LA	L	86-92
Nov. 17, 2011	CH	L	82-88

LA = Los Angeles, Calif.  
CH = Charleston, S. C.

### NORTHWESTERN ST. (18-6)

Jan. 1916	H	W	24-23
Dec. 12, 1917	A	W	38-25
Jan. 8, 1921	H	W	29-25
Jan. 20, 1922	H	W	32-15
Jan. 21, 1922	H	W	40-3
Jan. 7, 1924	H	L	18-26
Jan. 8, 1924	H	L	19-33
Jan. 16, 1925	A	L	25-29
Jan. 17, 1925	A	W	35-24
Feb. 12, 1926	H	L	27-35
Feb. 13, 1926	H	L	21-23
Feb. 23, 1945	Sport	W	44-40
Feb. 24, 1945	A	W	70-34
Dec. 29, 1956	Sport	L	75-103
Dec. 20, 1989	H	W	73-63
Dec. 29, 1992	H	W	93-79
Dec. 2, 2001	H	W	91-54
Dec. 11, 2004	H	W	83-74
Dec. 5, 2007	H	W	82-58
Nov. 23, 2008	H	W	91-60
Dec. 12, 2009	H	W	73-68
Nov. 12, 2010	H	W	87-78
Nov. 20, 2012	H	W	102-95
Nov. 16, 2013	H	W	88-74

Sport = Shreveport, La.

**LSU at home: LSU leads, 14-4**  
**at Northwestern State: LSU leads, 3-1**  
**at Neutral Sites: Tied, 1-1**

### NOTRE DAME (1-0)

Dec. 20, 1990	NO	W	87-64
---------------	----	---	-------

NO = New Orleans

### OHIO STATE (1-1)

Jan. 15, 2005	H	W (2ot)	113-101
Dec. 31, 2005	A	L	76-78

### OKLAHOMA (2-2)

March 17, 1970	NYC	W	97-94
Jan. 12, 1987	A	L	85-94
Jan. 11, 1988	NO	W	84-77
March 17, 2004	A	L	61-70

NYC = New York City, N.Y.  
NO = New Orleans, La.

### OKLAHOMA CITY (2-0)

Dec. 28, 1968	A	W	101-85
Dec. 17, 1976	H	W	89-77

### OKLAHOMA STATE (2-2)

Dec. 11, 1993	NO	W	71-68
Dec. 20, 1994	Tul	L	67-111
Dec. 30, 1999	No	W	63-53
Nov. 19, 2007	Maui	L	77-83

NO = New Orleans, La.  
Tul = Tulsa, Okla.

### OKLAND (MICH) (1-0)

Nov. 26, 1999	Hon	W	87-80
---------------	-----	---	-------

Hon = Honolulu, Hawaii

### ORAL ROBERTS (4-2)

Dec. 3, 1977	A	W	68-60
Dec. 1, 1978	H	W	91-75
Dec. 1, 1984	A	W	74-71
Dec. 30, 1985	H	W	82-64
Nov. 30, 1988	H	L	96-100
Dec. 21, 1996	H	W#	59-58

# Game forfeited by NCAA

### OREGON (0-2)

Dec. 26, 1963	A	L	57-87
March 13, 2012	A	L	76-96

### OREGON STATE (5-1)

Dec. 26, 1963	A	L	57-87
Dec. 4, 1969	H	W	94-72
Dec. 22, 1969	A	W	76-68
Dec. 28, 2000	NO	W	78-68
Dec. 17, 2006	A	W	60-53
Dec. 22, 2007	H	W	67-61

NO = New Orleans, La.

### PACIFIC (1-1)

Dec. 8, 1973	H	W	91-77
Dec. 20, 1976	A	L	76-89

### PENN STATE (0-1)

March 12, 1954	IC	L	70-78
----------------	----	---	-------

IC = Iowa City, Iowa

### PITTSBURGH (2-2)

April 13, 1935	AC	W	41-37
Jan. 2, 1936	NO	L	47-52
Dec. 27, 1962	Mia	L	73-96
Jan. 31, 1969	H	W	120-79

AC = Atlantic City, NJ  
NO = New Orleans, La.  
Mia = Miami, Fla.

### PRAIRIE VIEW (3-0)

Dec. 23, 1996	H	W	96-56
Dec. 16, 1998	H	W	84-62
Dec. 17, 2002	H	W	75-49

### PURDUE (1-1)

March 13, 1986	H	W(2ot)	94-87
March 24, 2003	Bham	L	80-56

Bham = Birmingham

### RADFORD (0-1)

Dec. 30, 1994	H	L	72-73
---------------	---	---	-------

### RHODE ISLAND (0-1)

Jan. 4, 2014	H	L	70-74
--------------	---	---	-------

### RICE (17-25)

Feb. 1916	H	W	29-21
Feb. 1916	H	W	25-17
Feb. 26, 1921	A	W	35-23
Feb. 19, 1935	A	L	47-56
Jan. 23, 1936	H	L	38-42
Jan. 24, 1			

# Series Records

Dec. 1940	A	L	48-60
Dec. 1940	A	L	33-54
Dec. 12, 1941	H	L	42-54
Dec. 13, 1941	H	L	37-50
Dec. 1942	A	L	26-56
Dec. 1942	A	W	62-60
Jan. 4, 1947	H	W	60-35
Dec. 8, 1947	A	L	55-58
Jan. 9, 1948	H	W	43-40
Dec. 4, 1948	LC	L	39-51
Dec. 10, 1949	LC	W	49-44
Dec. 3, 1951	A	W	68-60
Dec. 11, 1954	H	L	72-79
Dec. 12, 1955	A	L	60-85
Dec. 10, 1956	H	L	72-87
Dec. 1957	A	L	56-81
Dec. 13, 1958	H	L	56-64
Dec. 12, 1959	A	L	57-71
Dec. 1960	A	L	50-67
Dec. 9, 1961	A	L	67-79
Dec. 8, 1962	H	W	90-82
Dec. 7, 1963	A	L	72-87
Dec. 29, 1964	OKC	W	79-63
Dec. 16, 1965	A	W	85-80
Dec. 30, 1966	Oville	L	69-88
Dec. 22, 1977	H	W	97-68
Dec. 19, 2009	H	W	85-61
Dec. 29, 2010	A	L	68-74

LC = Lake Charles, La.  
OKC = Oklahoma City, Okla.  
Oville = Greenville, S.C.

**LSU at home: Rice leads, 10-8**  
**at Rice: Rice leads, 13-7**  
**at Neutral Sites: Tied, 2-2**

## ROBERT MORRIS (1-0)

Dec. 23, 1997	H	W	63-58
---------------	---	---	-------

## RUTGERS (1-0)

Dec. 3, 2011	A	W	55-50
--------------	---	---	-------

## ST. FRANCIS (BROOKLYN) (1-0)

Dec. 19, 1946	A	W	62-57
---------------	---	---	-------

## ST. FRANCIS (PA) (3-0)

Nov. 24, 1978	H	W	112-81
Dec. 30, 1980	H	W	91-65
Dec. 30, 1982	H	W	67-66

## ST. JOHNS (N.Y.) (1-2)

Dec. 6, 1949	A	L	49-80
Dec. 29, 1965	LA	L	62-102
Dec. 29, 1969	Hono	W	80-70

LA = Los Angeles, Calif.  
Hono = Honolulu, Hawaii

## ST. JOSEPH'S (PA) (1-1)

Dec. 3, 1949	A	L	59-61
Nov. 28, 2013	Orlando	W	82-65

## SAINT LOUIS (1-3)

Dec. 30, 1952	NO	W	70-67
Jan. 5, 1955	H	L	79-110
Dec. 15, 1956	A	L	52-86
Nov. 24, 1995	Hono	L	70-79

NO = New Orleans, La.  
Hono = Honolulu, Hawaii

## ST. MARY'S (TEXAS) (1-0)

Dec. 3, 1957	H	W	68-61
--------------	---	---	-------

## ST. PAUL'S (COVINGTON) (1-0)

Feb. 19, 1914	A	L	15-35
---------------	---	---	-------

## ST. PETERS (2-0)

Dec. 27, 1974	H	W	113-101
Dec. 9, 1981	H	W	71-55

## ST. STANISLAUS (1-2)

Jan. 10, 1920	A	W	47-21
---------------	---	---	-------

Jan. 27, 1926	A	L	19-38
Jan. 28, 1926	A	L	21-27

## SAMFORD (3-1)

Dec. 20, 1973	H	W	73-60
Dec. 6, 1976	H	W	100-88
Dec. 3, 1996	H	L	50-53
Dec. 29, 2006	H	W	60-45

## SAM HOUSTON STATE (1-0)

Dec. 18, 1999	H	W	85-67
---------------	---	---	-------

## SAN FRANCISCO (1-0)

March 19, 2014	A	W	71-63
----------------	---	---	-------

## SANTA CLARA (1-0)

Dec. 26, 1950	A	W	59-52
---------------	---	---	-------

## SEATTLE (0-1)

Dec. 30, 1963	Port	L	84-92
---------------	------	---	-------

Port = Portland, Ore.

## SETON HALL (1-0)

Nov. 29, 2012	H	W	72-67
---------------	---	---	-------

## SEWANEE (6-0)

Jan. 8, 1927	H	W	26-23
Jan. 20, 1933	A	W	50-30
Jan. 21, 1933	A	W	57-45
Jan. 5, 1934	H	W	80-20
Jan. 6, 1934	H	W	60-9
March 2, 1939	Knox	W	55-35

Knox = Knoxville, Tenn.

## SOUTH ALABAMA (2-1)

Nov. 24, 2002	H	W	71-62
Nov. 28, 2010	A	W	80-65
Nov. 23, 2011	H	L(ot)	75-79

## SOUTH CAROLINA (14-15)

Dec. 21, 1974	A	L	64-77
Feb. 19, 1992	A	W	74-56
Jan. 30, 1993	H	W	85-62
Feb. 2, 1994	A	W	77-71
March 1, 1995	H	L	62-69
Feb. 10, 1996	A	L	68-106
March 7, 1996	NO	L	76-85
Nov. 27, 1996	Maui	L	68-74
Feb. 1, 1997	H	L	65-80
Jan. 10, 1998	A	L	53-70
Feb. 17, 1999	H	W	60-56
Feb. 23, 2000	A	W	64-59
Jan. 31, 2001	H	L	56-68
Feb. 20, 2002	A	L	53-66
Feb. 5, 2003	H	W	71-58
Jan. 24, 2004	A	L	55-61
March 12, 2004	Atl	L	64-85
Jan. 12, 2005	H	W	79-64
Feb. 28, 2006	A	W	64-61
March 3, 2007	H	W	61-52
Feb. 27, 2008	A	W	62-55
Mar. 13, 2008	Atl	L	73-77
Jan. 14, 2009	H	W	85-68
Jan. 13, 2010	A	L	58-67
Feb. 2, 2011	H	L	56-64
Feb. 18, 2012	A	W	68-58
Jan. 16, 2013	H	L(ot)	73-82
Feb. 14, 2013	H	W	64-46
Jan. 11, 2014	A	W	71-68

NO = New Orleans, La.  
Maui = Maui, Hawaii  
Atl = Atlanta, Ga.

**LSU at home: LSU leads, 6-4**  
**at South Carolina: LSU leads, 7-6**  
**at Neutral Sites: USC leads, 4-0**

## SOUTHEASTERN LA. (11-1)

Dec. 1, 1966	H	L	88-89
Dec. 20, 1985	H	W	82-61

Nov. 26, 1990	H	W	117-68
Dec. 17, 1991	H	W	101-64
Dec. 3, 1992	H	W	92-65
Dec. 21, 1993	H	W	96-62
Nov. 25, 1994	H	W	106-80
Nov. 22, 1999	H	W	75-36
Nov. 12, 2007	H	W	72-62
Jan. 3, 2009	H	W	90-61
Dec. 14, 2010	H	W	77-60
Nov. 22, 2013	H	W	89-66

## SOUTHEAST MISSOURI ST. (1-0)

March 16, 2000	SLC	W	64-61
----------------	-----	---	-------

SLC = Salt Lake City, Utah

## SOUTHERN-BATON ROUGE (9-0)

Dec. 21, 1985	H	W	91-83
Dec. 5, 1987	H	W	98-77
Nov. 29, 1995	H	W	109-100
Dec. 28, 1997	H	W	77-66
Nov. 19, 2001	H	W	97-69
Nov. 21, 2003	H	W	70-59
Nov. 18, 2005	H	W	84-56
Nov. 30, 2008	H	W	88-45
Dec. 27, 2010	H	W	62-41

## SOUTHERN-NEW ORLEANS (1-0)

Nov. 20, 1997	H	W	99-51
---------------	---	---	-------

## SOUTHERN CALIFORNIA (1-6)

Dec. 16, 1937	H	L	38-54
Dec. 17, 1937	H	L	26-50
Dec. 28, 1950	A	L	76-78
Dec. 18, 1969	H	L	98-101
Jan. 2, 1971	A	L	76-80
Dec. 29, 1974	A	L	87-100
Dec. 4, 1976	H	W	87-76

## SOUTHERN METHODIST (2-3)

Dec. 13, 1962	A	L	68-83
Dec. 5, 1963	H	W	66-62
Dec. 12, 1964	A	L	75-98
Dec. 10, 1965	H	W	91-88
March 24, 2014	A	L	67-80

## SOUTHERN MISSISSIPPI (5-1)

Feb. 6, 1931	H	W	46-35
Feb. 7, 1931	H	W	47-31
Feb. 19, 1973	H	W	107-79
Nov. 15, 1989	H	W	91-80
Dec. 20, 2003	H	W	65-50
Dec. 18, 2004	A	L(ot)	84-88

## SOUTHWEST COLLEGE (TENN.) (4-0)

March 7, 1940	N	W	61-41
Dec. 8, 1952	H	W	124-33
Dec. 5, 1955	H	W	72-59
Dec. 13, 1956	A	W	91-77

## SOUTHWEST TEXAS STATE (1-0)

Dec. 22, 1987	H	W	93-74
---------------	---	---	-------

## SPRING HILL (17-2)

Feb. 1916	A	W	34-24
Feb. 3, 1920	H	W	64-16
Feb. 14, 1920	A	W	38-9
Feb. 1, 1921	H	W	31-17
Feb. 2, 1921	H	W	29-24
Feb. 1, 1922	H	W	27-26
Feb. 2, 1922	H	W	16-15
Jan. 1923	H	L	21-23
Jan. 1923	H	W	36-20
Feb. 1923	A	L	24-26
Feb. 1923	A	W	20-18
Feb. 1, 1924	H	W	40-23
Feb. 2, 1924	H	W	22-13
Feb. 15, 1924	A	W	29-25
Feb. 16, 1924	A	W	32-16
Feb. 10, 1930	H	W	53-17

Feb. 11, 1930	H	W	52-14
Dec. 4, 1947	H	W	72-43
Dec. 13, 1948	A	W	49-48

**LSU at home: LSU leads, 11-1**  
**at Spring Hill: LSU leads, 6-1**

## STANFORD (2-2)

Dec. 23, 1965	A	L	69-91
Nov. 30, 1974	A	L	80-92
Dec. 27, 1975	H	W	89-85
Dec. 21, 1992	Maui	W	72-63

Maui = Maui, Hawaii

## SYRACUSE (0-1)

Feb. 16, 1985	A	L	64-76
---------------	---	---	-------

## TAMPA (2-0)

Dec. 3, 1966	A	W	74-72
Dec. 2, 1967	H	W	97-81

## TEMPLE (1-0)

March 17, 1987	Chi	W	72-62
----------------	-----	---	-------

Chi = Chicago, Ill.

## TENNESSEE (43-62)

Feb. 21, 1933	Atl	W	55-43
March 3, 1934	Atl	L	35-42
Feb. 27, 1943	Lville	L	38-52
Feb. 1948	H	L	48-56
Feb. 21, 1948	A	L	72-81
Feb. 1950	H	L	65-67
March 4, 1950	Lville	L(ot)	79-81
Jan. 15, 1951	H	W	68-61
Feb. 2, 1952	A	L	68-82
Jan. 31, 1953	H	W	95-59
Jan. 16, 1954	A	W	75-62
Jan. 15, 1955	H	L	68-76
Jan. 16, 1956	A	L	82-91
Jan. 14, 1957	H	W	62-61
Dec. 1957	Char	L	62-63
Jan. 1958	A	L	53-75
Jan. 12, 1959	H	L	58-65
Jan. 11, 1960	A	L	79-103
Jan. 1961	H	W	72-60
Jan. 13, 1962	A	W	73-61
Jan. 12, 1963	H	W(ot)	61-60
Jan. 11, 1964	A	L	58-62
Jan. 11, 1965	H	L	54-58
March 6, 1965	A	L	60-83
Jan. 31, 1966	A	L	59-87
Feb. 14, 1966	H	L	64-74
Feb. 6, 1967	H	L	59-76
March 4, 1967	A	L	60-87
Feb. 5, 1968	H	L	67-87
March 2, 1968	A	L	71-74
Jan. 27, 1969	H	L	68-81
Feb. 24, 1969	A	L	63-87
Jan. 26, 1970	H	W	71-59
Feb. 23, 1970	A	L	87-88
Jan. 25, 1971	H	W	80-70
Feb. 22, 1971	A	L	67-88
Jan. 31, 19			



Feb. 21, 1981	H	W	66-65
Jan. 23, 1982	A	L	67-77
Feb. 20, 1982	H	L	53-54
Jan. 10, 1983	H	L	58-59
Feb. 7, 1983	A	L	63-66
March 11, 1983	Birm	L	71-74
Jan. 10, 1984	A	L	69-70
Feb. 6, 1984	H	W (ot)	61-59
Jan. 12, 1985	H	W	75-65
Feb. 14, 1985	A	W	87-82
Jan. 11, 1986	A	L	77-88
Feb. 12, 1986	H	W	75-50
Jan. 8, 1987	A	W	79-78
Feb. 7, 1987	H	W	60-58
Jan. 13, 1988	A	W	52-51
Feb. 13, 1988	H	W	92-73
Jan. 11, 1989	A	L	96-100
Feb. 11, 1989	H	W	122-106
March 10, 1989	A	L	77-95
Jan. 8, 1990	H	W	111-94
Feb. 10, 1990	A	W	119-113
Feb. 22, 1991	A	L	89-92
Feb. 23, 1991	H	W	119-87
Jan. 29, 1992	H	W	97-82
March 13, 1992	Birm	W	99-89
Feb. 20, 1993	A	W	81-74
Feb. 5, 1994	H	W	84-83
Feb. 4, 1995	A	W	56-52
Feb. 14, 1996	H	L	65-73
Jan. 19, 1997	A	L	52-66
Jan. 31, 1998	H	L	65-72
March 5, 1998	Atl	L	62-73
Jan. 6, 1999	A	L	58-93
Jan. 8, 2000	H	L	59-64
March 2, 2001	A	L	71-78
Jan. 30, 2002	H	L	58-61
March 1, 2003	A	W	88-67
Feb. 4, 2004	H	W	84-67
Feb. 5, 2005	A	L	55-77
Jan. 14, 2006	H	W	88-74
Feb. 6, 2007	A	L	63-70
March 8, 2007	Atl	W (ot)	76-67
Dec. 9, 2008	H	L	45-47
Jan. 28, 2009	A	W	79-69
Feb. 4, 2010	H	L	54-59
March 11, 2010	Nash	L	49-59
Jan. 26, 2011	A	L	53-75
Feb. 29, 2012	H	L (ot)	69-74
Feb. 19, 2013	A	L	72-82
Jan. 7, 2014	H	L	50-68

Atl = Atlanta, Ga.  
 Lville = Louisville, Ky.  
 Char = Charlotte, N.C.  
 Birm = Birmingham, Ala.  
 Nash = Nashville, Tenn.

**LSU at home: LSU leads, 25-24**  
**at Tennessee: Tennessee leads, 31-15**  
**at Neutral Sites: Tennessee leads, 7-3**

### TENN-CHATTANOOGA (1-0)

Dec. 11, 2012	H	W	80-67
---------------	---	---	-------

### TENNESSEE-MARTIN (4-0)

Dec. 20, 1988	H	W	128-89
Dec. 16, 1995	H	W	93-74
Dec. 14, 1999	H	W	73-45
Nov. 18, 2010	H	W	79-56

### TENNESSEE STATE (1-0)

Dec. 30, 1992	H	W	90-68
---------------	---	---	-------

### TEXAS (19-11)

Feb. 13, 1911	H	W	39-10
Feb. 9, 1947	Hou	L	31-50
Feb. 3, 1948	H	L	45-60
Dec. 22, 1950	SA	L	55-68
Dec. 17, 1951	H	W	59-55
Dec. 15, 1958	H	W	52-47
Dec. 14, 1959	A	L	67-84
Dec. 1960	A	W	62-59
Dec. 11, 1961	A	W	77-75
Dec. 10, 1962	H	W	75-66

Dec. 9, 1963	A	L	65-70
Dec. 7, 1964	H	W	83-75
Dec. 6, 1965	A	W	76-66
Dec. 6, 1966	H	L	78-114
Dec. 4, 1967	A	W	87-74
Dec. 28, 1974	H	L	63-78
Dec. 5, 1977	A	L	66-82
Dec. 3, 1984	H	W	87-79
Dec. 17, 1985	A	W	72-65
Dec. 2, 1990	Hou	W	124-113
Nov. 30, 1990	H	W	101-87
Jan. 3, 1992	NO	W	84-83
Feb. 7, 1993	SA	W	84-81
Nov. 26, 1993	H	W	86-66
Jan. 7, 1995	A	L	71-80
Dec. 17, 1997	A	L	63-69
Dec. 19, 1998	H	W (ot)	63-61
March 18, 2000	SLC	W	72-67
March 25, 2006	Atl	W (ot)	70-60
Dec. 10, 2006	Hou	L (ot)	75-76

Hou = Houston, Texas  
 SA = San Antonio, Texas  
 NO = New Orleans, La.  
 SLC = Salt Lake City, Utah  
 Atl = Atlanta, Ga.

**LSU at home: LSU leads, 9-2**  
**at Texas: Texas leads, 6-5**  
**at Neutral Sites: LSU leads, 5-2**

### TEXAS A&M (17-12)

Jan. 1917	H	W	24-15
Jan. 1917	H	W	30-14
Jan. 25, 1921	H	W	30-28
Jan. 26, 1921	H	W	31-30
Feb. 21, 1921	A	W	24-16
Feb. 22, 1921	A	L	19-49
Dec. 14, 1941	H	L	41-56
Dec. 12, 1945	H	W	51-50
Dec. 29, 1947	FW	L	44-45
Dec. 17, 1948	H	W	58-55
Dec. 15, 1953	H	W	77-56
Dec. 13, 1954	H	W	73-61
Jan. 20, 1955	A	L	47-58
Dec. 10, 1955	A	L	59-73
Dec. 21, 1962	A	L	61-67
Dec. 28, 1971	Hou	L	68-73
Feb. 22, 1981	H	W	67-57
Dec. 7, 1981	A	L	63-68
Dec. 8, 1982	NO	W	88-70
Dec. 3, 1983	Hou	W	75-65
Nov. 30, 2002	Hou	L	77-79
Mar. 18, 2006	Jv	W	58-57
Dec. 5, 2006	H	W	64-52
Jan. 5, 2008	A	L	53-79
Jan. 20, 2008	Hou	L	61-72
Jan. 23, 2013	H	W	58-54
March 6, 2013	A	W	68-57
Feb. 12, 2014	A	L	73-83
Feb. 26, 2014	H	W	68-49

FW = Fort Worth, Texas  
 Hou = Houston, Texas  
 NO = New Orleans, La.  
 Jv = Jacksonville, Fla.

**LSU at home: LSU leads, 12-1**  
**at Texas A&M: Texas A&M leads, 7-2**  
**at Neutral Sites: A&M leads, 4-3**

### TEXAS A&M-CORPUS CHRISTI (1-0)

Dec. 14, 2002	H	W	95-60
---------------	---	---	-------

### TEXAS CHRISTIAN (3-1)

Dec. 31, 1947	FW	W	52-46
Dec. 1960	A	W	68-62
Dec. 2, 1961	H	W	83-58
Nov. 21, 1986	H	L	74-83

FW = Fort Worth, Texas

### TEXAS-EL PASO (2-1)

Dec. 21, 1981	H	W	71-59
Dec. 22, 1982	A	W	51-49
March 17, 1989	Tuc	L	74-85

Tuc = Tucson, Ariz.

### TEXAS PAN AMERICAN (3-0)

Nov. 30, 1982	H	W	76-67
Dec. 21, 1983	H	W	81-70
Nov. 16, 1988	H	W	75-56

### TEXAS SOUTHERN (1-0)

Dec. 8, 2000	H	W	89-57
--------------	---	---	-------

### TEXAS TECH (2-3)

Dec. 16, 1957	H	L	72-79
Dec. 19, 1958	A	L	60-73
Dec. 18, 1959	H	L	65-72
Dec. 1960	A	W (ot)	73-69
Dec. 18, 2013	A	W	71-69

### TOWSON UNIVERSITY (1-0)

Nov. 28, 2001	H	W	83-46
---------------	---	---	-------

### TROY (4-1)

Dec. 6, 1994	H	W	113-78
Nov. 22, 1996	H	W#	90-59
Dec. 22, 1998	H	W	74-56
Nov. 26, 2004	H	W	78-69
Nov. 30, 2009	H	W	84-63

\*Game vacated by NCAA

### TULANE (124-84)

Jan. 26, 1911	H	W	47-7
Jan. 27, 1911	H	W	26-15
Feb. 17, 1911	A	W	27-25
Feb. 18, 1911	A	L	13-15
Feb. 14, 1913	A	L	13-15
Feb. 15, 1913	A	L	20-26
Feb. 28, 1913	H	L	15-16
March 1, 1913	H	W	13-12
Feb. 13, 1914	H	L	14-26
Feb. 14, 1914	H	L	7-10
Feb. 27, 1914	A	L	12-25
Feb. 28, 1914	A	L	6-13
Feb. 19, 1915	H	W	28-17
Feb. 20, 1915	H	W	39-19
Feb. 4, 1916	H	L	21-24
Feb. 5, 1916	H	L	18-22
Feb. 18, 1916	A	L	14-26
Feb. 19, 1916	A	W	19-16
Feb. 9, 1917	A	W	37-20
Feb. 10, 1917	A	W	27-18
Feb. 23, 1917	H	W	46-27
Feb. 24, 1917	H	W	26-20
Feb. 6, 1920	A	W	35-19
Feb. 7, 1920	A	W	29-10
Feb. 27, 1920	H	W	37-12
Feb. 28, 1920	H	W	37-12
Feb. 4, 1921	H	W	42-27
Feb. 5, 1921	H	W	52-24
Feb. 1921	A	L	29-31
Feb. 1921	A	W	27-20
Jan. 27, 1922	A	W	18-15
Jan. 28, 1922	A	W	26-18
Feb. 20, 1922	H	L	23-39
Feb. 21, 1922	H	W	34-19
Feb. 9, 1923	H	L	24-33
Feb. 10, 1923	H	L	18-28
Feb. 16, 1923	A	L	23-40
Feb. 17, 1923	A	L	11-34
Feb. 8, 1924	H	L	21-41
Feb. 9, 1924	H	L	29-38
Feb. 22, 1924	A	L	13-39
Feb. 23, 1924	A	L	26-30
Feb. 6, 1925	A	L	15-42
Feb. 7, 1925	A	L	15-43
Feb. 20, 1925	H	L	24-35
Feb. 21, 1925	H	L	23-26
Feb. 5, 1926	H	W	30-23
Feb. 6, 1926	H	L	23-24
Feb. 19, 1926	A	L	29-32
Feb. 20, 1926	A	L	13-22
Feb. 4, 1927	A	L	20-27
Feb. 5, 1927	A	L	9-36
Feb. 18, 1927	H	L	20-25

Feb. 19, 1927	H	L	20-23
Feb. 3, 1928	H	W	47-13
Feb. 4, 1928	H	W	41-18
Feb. 17, 1928	A	W	36-20
Feb. 18, 1928	A	W	39-25
Feb. 15, 1929	A	L	37-40
Feb. 16, 1929	A	W	28-21
Feb. 22, 1929	H	W	37-35
Feb. 23, 1929	H	L	32-33
Feb. 14, 1930	H	W	35-30
Feb. 15, 1930	H	W	24-15
Feb. 21, 1930	A	L	25-27
Feb. 22, 1930	A	L	27-30
Feb. 13, 1931	A	L	23-38
Feb. 14, 1931	A	W	39-31
Feb. 20, 1931	H	W	49-30
Feb. 21, 1931	H	W	48-27
Feb. 11, 1932	H	W	32-25
Feb. 12, 1932	H	W	34-22
Feb. 19, 1932	A	W	29-26
Feb. 20, 1932	A	L	29-33
Feb. 10, 1933	A	L	31-44
Feb. 11, 1933	A	W	46-28
Feb. 17, 1933	H	W	50-38
Feb. 18, 1933	H	W	51-37
Jan. 19, 1934	H	W	29-25
Jan. 20, 1934	H	W	48-26
Feb. 16, 1934	A	W	43-22
Feb. 17, 1934	A	W	36-21
Feb. 8, 1935	A	W	34-16
Feb. 9, 1935	A	W	35-24
Feb. 22, 1935	H	W	65-20
Feb. 23, 1935	H	W	64-23
Feb. 7, 1936	H	W	52-27
Feb. 8, 1936	H	W	49-26
Feb. 21, 1936	A	W	50-30
Feb. 22, 1936	A	W	46-22
Feb. 5, 1937	H	W	42-31
Feb. 6, 1937	H	W	46-42
Feb. 19, 1937	A	W	37-31
Feb. 20, 1937	A	L	32-52
Feb. 18, 1938	A	W	44-42
Feb. 19, 1938	A	W	31-27
Feb. 25, 1938	H	W	42-31
Feb. 26, 1938	H	L	39-41
Feb. 17, 1939	H	W	36-33
Feb. 18, 1939	H	L	33-36
Feb. 23, 1939	A	L	30-36
Feb. 24, 1939	A	W	41-31
Feb. 15, 1940	A	W	34-31
Feb. 16, 1940	A	W	35-29
Feb. 22, 1940	H	W	42-39
Feb. 23, 1940	H	W	40-39
Feb. 29, 1940	Knox	W	57-44
Feb. 1			

# Series Records

Jan. 14, 1949	A	L	51-71
Feb. 25, 1949	H	L	45-72
March 5, 1949	Lville	L	63-72
Jan. 13, 1950	H	L	70-75
Feb. 24, 1950	A	L	71-77
Feb. 10, 1951	A	L	54-69
Feb. 23, 1951	H	W	51-46
Jan. 26, 1952	A	L	67-71
Feb. 9, 1952	H	W	78-66
Feb. 7, 1953	H	W	48-31
March 6, 1953	A	W	53-52
Feb. 6, 1954	H	W	66-47
March 6, 1954	A	W	63-52
Feb. 5, 1955	H	L	57-81
March 4, 1955	A	L	53-82
Jan. 30, 1956	H	W	87-66
March 2, 1956	A	L	68-81
Jan. 18, 1957	H	L (ot)	64-66
March 1, 1957	A	L	51-59
Jan. 17, 1958	A	W	69-63
Feb. 28, 1958	A	W	67-63
Jan. 16, 1959	H	L	59-69
Feb. 27, 1959	A	L	65-77
Feb. 25, 1960	H	L	58-72
March 2, 1960	A	L	54-64
Jan. 28, 1961	H	W	86-66
March 2, 1961	A	L	65-68
Feb. 22, 1962	H	W	70-53
March 9, 1962	A	L	69-84
Feb. 12, 1963	H	L	57-59
March 1, 1963	A	L	65-77
Jan. 15, 1964	H	W	83-74
Feb. 28, 1964	A	L	68-80
Jan. 13, 1965	H	W	79-67
Feb. 27, 1965	A	W	77-74
Feb. 2, 1966	H	L	69-82
March 5, 1966	A	L	78-86
Dec. 14, 1966	H	W	93-83
Jan. 12, 1967	A	L	89-99
Jan. 11, 1968	A	W	100-91
Feb. 21, 1968	H	W	99-92
Dec. 14, 1968	H	L (ot)	99-101
Feb. 10, 1968	A	L	94-110
Dec. 13, 1969	A	W	97-91
Feb. 9, 1970	H	W	127-114
Dec. 16, 1971	H	W	94-79
Feb. 3, 1971	A	L	86-93
Jan. 17, 1972	H	W	76-58
Feb. 9, 1972	A	W	75-71
Feb. 8, 1973	A	W	92-83
Feb. 14, 1973	H	W	73-63
Dec. 19, 1973	A	W	67-60
Dec. 27, 1973	H	W	76-44
Dec. 4, 1974	H	W	80-78
Dec. 18, 1974	A	W	84-82
Dec. 3, 1975	A	W	79-65
Nov. 26, 1976	H	W	94-85
Dec. 7, 1977	H	W	120-88
Dec. 18, 1977	A	W	83-74
Dec. 4, 1978	H	W	109-85
Dec. 9, 1978	A	W	98-88
Dec. 5, 1979	A	W	80-79
Dec. 22, 1979	H	W	95-85
Dec. 6, 1980	H	W	119-81
Dec. 20, 1980	A	W	86-72
March 12, 1982	H	L	72-83
Dec. 28, 2002	A	W	74-62
Dec. 23, 2003	H	W	67-48
Nov. 19, 2004	H	W	83-58
Jan. 7, 2006	H	W	75-58
Dec. 2, 2006	A	W	74-67
Jan. 2, 2008	A	L	63-68

Knox = Knoxville, Tenn.  
Lville = Louisville, Ky.

**LSU at home: LSU leads, 63-33**  
**at New Orleans: LSU leads, 53-49**  
**at Neutral Sites: Tied, 2-2**

## TULSA (1-1)

Dec. 12, 1952	A	L	58-84
Jan. 26, 1953	H	W	55-51

## U.S. INTERNATIONAL (1-0)

Jan. 16, 1984	H	W	104-66
---------------	---	---	--------

## UTAH (1-3)

Dec. 16, 2003	H	W	65-51
Jan. 3, 2005	A	L	55-69
Jan. 6, 2009	A	L	61-91
Jan. 2, 2010	H	L	59-61

## UTAH STATE (1-2)

Dec. 30, 1970	OKC	L	81-97
Dec. 29, 1972	A	L	83-104
Dec. 28, 1984	H	W	103-71

OKC = Oklahoma City, Okla.

## VANDERBILT (50-60)

Feb. 1923	Atl	L	10-36
Feb. 22, 1926	H	W	24-23
Feb. 23, 1933	A	L	34-54
Feb. 24, 1933	A	L	26-52
Feb. 15, 1935	H	W	56-41
Feb. 16, 1935	H	W	40-31
Feb. 27, 1941	Lville	L	49-63
Feb. 29, 1947	Mem	W	62-52
Feb. 17, 1948	H	W	56-54
Feb. 19, 1949	A	L	51-61
March 4, 1949	Lville	W	60-56
Jan. 20, 1951	H	L	61-69
March 3, 1951	Lville	L	63-75
Jan. 7, 1952	A	L	47-58
Jan. 5, 1953	H	W	74-61
Feb. 15, 1954	A	W	82-69
Feb. 14, 1955	H	W	66-59
Feb. 11, 1956	A	L	68-107
Feb. 9, 1957	H	L	66-78
Feb. 1958	A	L	60-78
Feb. 7, 1959	H	L	57-72
Feb. 6, 1960	A	L	68-80
Feb. 1961	H	W	65-61
Feb. 12, 1962	A	L	67-70
Feb. 8, 1963	H	W	63-56
Feb. 8, 1964	A	L	64-66
Feb. 8, 1965	H	L	85-96
March 8, 1965	A	L	60-106
Jan. 29, 1966	A	L	66-98
Feb. 26, 1966	H	L	84-102
Jan. 30, 1967	A	L	77-79
March 6, 1967	A	L	66-75
Jan. 29, 1968	H	L	91-99
March 4, 1968	A	L	86-115
Jan. 9, 1969	A	L	92-94
Feb. 17, 1969	H	L	83-85
Dec. 11, 1969	H	W	109-86
Feb. 14, 1970	A	W	99-89
Feb. 13, 1971	H	L	75-81
March 4, 1971	A	W	87-85
Jan. 3, 1972	H	L	73-80
Feb. 19, 1972	A	L	83-104
Jan. 2, 1973	H	L	66-71
Feb. 17, 1973	A	L	72-82
Jan. 12, 1974	H	W	84-81
Feb. 11, 1974	A	L	88-91
Jan. 11, 1975	A	L	82-91
Feb. 10, 1975	H	L	74-83
Jan. 31, 1976	A	L	90-103
Feb. 28, 1976	H	W	89-75
Jan. 24, 1977	A	L	67-78
Feb. 21, 1977	H	W	95-74
Jan. 16, 1978	A	W	77-55
Feb. 13, 1978	H	W	80-73
Jan. 8, 1979	A	L	87-88
Feb. 5, 1979	H	W	92-71
Jan. 2, 1980	A	L	66-77
Jan. 30, 1980	H	W	83-81
Jan. 7, 1981	H	W	77-61
Feb. 4, 1981	A	W	86-81
Jan. 6, 1982	A	W	80-73
Feb. 3, 1982	H	W	78-70
Jan. 3, 1983	A	L	65-67
March 3, 1983	H	W	66-53
Jan. 1, 1984	H	W	73-66
March 3, 1984	A	L	68-74

Jan. 19, 1985	A	W	69-68
Feb. 20, 1985	H	W	64-55
Jan. 18, 1986	H	W	84-67
Feb. 20, 1986	A	W	74-68
Dec. 22, 1986	H	L	61-63
Jan. 31, 1987	A	L	65-66
Jan. 6, 1988	A	W	51-39
Feb. 6, 1988	H	W	94-79
Jan. 18, 1989	H	W	85-84
Feb. 18, 1989	A	L	74-108
Jan. 16, 1990	H	W	101-72
Feb. 18, 1990	A	W	121-108
Jan. 2, 1991	H	W	87-70
Feb. 2, 1991	A	L	59-63
Feb. 15, 1992	A	L	69-76
Feb. 17, 1993	H	L	66-87
March 13, 1993	Lex	W	72-62
Jan. 15, 1994	A	W	83-81
Jan. 28, 1995	H	L	58-66
March 9, 1995	Atl	L	61-85
Jan. 10, 1996	A	W	71-68
Jan. 15, 1997	H	L	62-69
Feb. 25, 1998	A	L	58-60
Feb. 23, 1999	H	W	64-59
Jan. 15, 2000	A	L	62-65
March 10, 2000	Atl	W	71-60
Jan. 10, 2001	H	L	67-71
Feb. 6, 2002	A	L	63-68
March 7, 2002	Atl	W	69-62
Feb. 12, 2003	H	W	79-60
Feb. 21, 2004	A	L	54-74
March 5, 2005	H	W	81-69
Feb. 22, 2006	A	W	77-66
Mar. 10, 2006	A	W	92-73
Jan. 24, 2007	H	L	53-64
Jan. 19, 2008	A	L	76-92
Mar. 4, 2009	H	L	53-69
Feb. 13, 2010	A	L	69-77
Feb. 26, 2011	H	L	69-90
March 10, 2011	Atl	L	50-62
Feb. 8, 2012	A	L	61-76
Feb. 6, 2013	H	W	57-56
Jan. 18, 2014	H	W	81-58
March 6, 2014	A	W	57-51

Atl = Atlanta, Ga.  
Lex = Lexington, Ky.  
Lville = Louisville, Ky.  
Mem = Memphis, Tenn.

**LSU at home: LSU leads, 28-19**  
**at Vanderbilt: Vanderbilt leads, 37-14**  
**at Neutral Sites: Tied, 5-5**

## VILLANOVA (2-3)

Dec. 29, 1952	NO	W	100-94
Dec. 28, 1976	H	L	68-76
March 15, 1990	Knox	W	70-63
Nov. 24, 1990	Sfld	L	91-93
Jan. 19, 2008	A	L	67-68

NO = New Orleans, La.  
Knox = Knoxville, Tenn.  
Sfld = Springfield, Mass.

## VIRGINIA (0-3)

March 30, 1981	Phil	L	74-78
Jan. 2, 2011	A	L	50-64
Jan. 2, 2012	H	L	52-57

Phil = Philadelphia, Pa.

## VA. MILITARY INSTITUTE (1-0)

Dec. 27, 1956	Sport	W	88-67
---------------	-------	---	-------

Sport = Shreveport, La.

## VIRGINIA TECH (0-1)

Dec. 20, 1963	A	L	64-72
---------------	---	---	-------

## WAKE FOREST (1-0)

Dec. 28, 1981	NO	W	70-64
---------------	----	---	-------

NO = New Orleans, La.

## WASHINGTON (2-3)

March 18, 1953	KC	L	69-88
----------------	----	---	-------

Dec. 1, 1983	H	W	51-48
Nov. 27, 1985	A	W	70-61
Dec. 20, 2006	A	L	88-72
Dec. 23, 2007	H	L	65-73

## WASHINGTON & LEE (0-1)

Feb. 1929	Atl	L	22-32
-----------	-----	---	-------

Atl = Atlanta, Ga.

## WASHINGTON STATE (2-2)

Dec. 1, 1973	A	L	78-80
Nov. 30, 1977	H	W	83-58
Dec. 27, 2008	H	W	62-52
Dec. 22, 2009	H	L (ot)	70-72

## WEBER STATE (1-1)

Dec. 20, 1972	Log	W	82-80
Nov. 23, 2001	Hilo	L (ot)	74-75

Log = Logan, Utah  
Hilo = Hilo, Hawaii

## WESTERN KENTUCKY (3-0)

Jan. 24, 1987	H	W	67-62
Nov. 17, 2009	H	W	71-60
Nov. 18, 2011	CH	W	76-57

Ch = Charleston, S. C.

## WEST VIRGINIA (0-1)

Nov. 27, 2004	H	L	69-84
Nov. 26, 2005	A	W (ot)	71-68

## WEST VIRGINIA STATE (1-0)

Dec. 29, 1986	Hono	W	93-76
---------------	------	---	-------

Hono = Honolulu, Hawaii

## WICHITA STATE (1-4)

March 22, 1981	NO	W	96-85
Feb. 21, 1982	H	L	65-66
Nov. 25, 2006	H	L	53-57
Dec. 19, 2008	A	L	47-67
Dec. 18, 2010	BC	L	69-70

NO = New Orleans, La.  
BC = Bossier City, La.

## WINTHROP (1-0)

Dec. 28, 1993	H	W	100-71
---------------	---	---	--------

## WISCONSIN (0-4)

Dec. 19, 1953	H	L	66-82
Dec. 18, 1954	A	L	68-107
Dec. 15, 1967	Mil	L	94-96
March 23, 2000	Al	L	

## 2013 - Old Spice Classic

**Orlando, Fla (2-1)**  
 Nov. 28 - LSU 82, Saint Joseph's 65  
 Nov. 29 - Memphis 76, LSU 69  
 Dec. 1 - LSU 70, Butler 68 (ot)

## 2011 - Charleston Classic

**Charleston, S.C. (2-1)**  
 Nov. 17 - Northwestern 88, LSU 82  
 Nov. 18 - LSU 76, Western Kentucky 57  
 Nov. 20 - LSU 59, Georgia Tech 50

## 2009 - Pre-Season NIT

**Baton Rouge, New York City (2-2)**  
 Nov. 16 - LSU 56, Indiana State 45  
 Nov. 17 - LSU 71, Western Kentucky 60  
 Nov. 25 - Connecticut 81, LSU 55  
 Nov. 27 - Arizona State 71, LSU 52

## 2008 - LSU Invitational

**Baton Rouge (4-0)**  
 Nov. 20 - LSU 77, Alcorn State 45  
 Nov. 23 - LSU 91, Northwestern State 60  
 Nov. 28 - LSU 64, Centenary 58  
 Nov. 30 - LSU 92, Troy 57

## 2007 - EA Sports Maui Classic

**Lahaina, Maui, Hawaii (1-2)**  
 Nov. 19 - Oklahoma State 83, LSU 77  
 Nov. 20 - LSU 82, Chaminade 78  
 Nov. 21 - Arizona State 87, LSU 84 (ot)

## 2006 - Hispanic College Funds Classic

**Baton Rouge, La. (3-0)**  
 Dec. 27 - LSU 71, Wright State 45  
 Dec. 28 - LSU 92, Miss. Valley State 58  
 Dec. 29 - LSU 60, Samford 45

## 2005 - Las Vegas Holiday Classic

**Baton Rouge, Las Vegas (1-2)**  
 Dec. 19 - Northern Iowa 54, LSU 50  
 Dec. 22 - LSU 75, UA-Monticello 48  
 Dec. 23 - Cincinnati 75, LSU 72

## 2004 - LSU Louisiana Classic

**Baton Rouge (2-0)**  
 Nov. 19 - LSU 83, Tulane 58  
 Nov. 21 - LSU 83, Louisiana-Lafayette 69

## 2002 - Hispanic College Funds Classic

**Baton Rouge (2-0)**  
 Nov. 22 - LSU 68, Nicholls State 24  
 Nov. 24 - LSU 71, South Alabama 62

## 2001 - Hilo Thanksgiving Classic

**Hilo, Hawaii (2-1)**  
 Nov. 23 - Weber State 75, LSU 74 (ot)  
 Nov. 24 - LSU 64, Hawaii-Hilo 62  
 Nov. 25 - LSU 84, Mercer 54

## 1999 - Hawaii Pacific Classic

**Honolulu, Hawaii (3-0)**  
 Nov. 26 - LSU 87, Oakland 80  
 Nov. 27 - LSU 103, Wyoming 86  
 Nov. 28 - LSU 95, Fresno State 85

## 1996 - Maui Classic

**Lahaina, Maui, Hawaii (1-2)**  
 Nov. 25 - Kansas 82, LSU 53  
 Nov. 26 - LSU 70, Iowa 60  
 Nov. 27 - South Carolina 74, LSU 68

## 1995 - Hawaii Tipoff Classic

**Honolulu, Hawaii (0-2)**  
 Nov. 24 - Saint Louis 79, LSU 70  
 Nov. 26 - Dayton 86, LSU 73

## 1992 - Maui Invitational

**Lahaina, Maui, Hawaii (1-2)**  
 Dec. 21 - LSU 72, Stanford 63  
 Dec. 22 - Duke 96, LSU 76  
 Dec. 23 - Memphis 70, LSU 68

## 1989 - Preseason NIT

**Baton Rouge (1-1)**  
 Nov. 15 - LSU 91, Southern Miss 80  
 Nov. 17 - Kansas 89, LSU 83

## 1988 - Chaminade Classic

**Honolulu, Hawaii (3-0)**  
 Dec. 28 - LSU 101, Morehead State 88  
 Dec. 29 - LSU 94, Chaminade 79  
 Dec. 30 - LSU 90, Nebraska 87

## 1987 - UNLV/Bud Light Classic

**Las Vegas, Nev. (0-2)**  
 Dec. 28 - Northern Iowa 90, LSU 80  
 Dec. 29 - UNLV 78, LSU 59

## 1987 - LSU Invitational

**Baton Rouge (2-0)**  
 Dec. 4 - LSU 86, Nicholls State 62  
 Dec. 5 - LSU 98, Southern 77

## 1986 - LSU Invitational

**Baton Rouge (1-1)**  
 Dec. 19 - LSU 77, Hardin-Simmons 71  
 Dec. 20 - New Orleans 82, UNO 71

## 1986 - BYU-Hawaii Tournament

**Honolulu, Hawaii (3-0)**  
 Dec. 29 - LSU 93, West Virginia State 76  
 Dec. 30 - LSU 117, Illinois-Chicago 84  
 Dec. 31 - LSU 85, BYU-Hawaii 70

## 1985 - LSU Invitational

**Baton Rouge (2-0)**  
 Dec. 20 - LSU 82, Southeastern La. 61  
 Dec. 21 - LSU 91, Southern 83

## 1985 - Hawaii BYU Tourney

**Honolulu, Hawaii (4-0)**  
 Nov. 30 - LSU 89, BYU-Hawaii 71  
 Dec. 1 - LSU 101, Hawaii Pacific 89  
 Dec. 2 - LSU 77, Hawaii-Loa 68  
 Dec. 3 - LSU 70, Hawaii-Hilo 61

## 1982 - Hawaii Tipoff Tournament

**Honolulu, Hawaii (2-1)**  
 Nov. 26 - LSU 75, Chaminade 62  
 Nov. 27 - LSU 98, Hawaii Pacific 76  
 Nov. 28 - Hawaii 68, LSU 66

## 1981 - Sugar Bowl Classic

**New Orleans (1-1)**  
 Dec. 28 - LSU 70, Wake Forest 64  
 Dec. 29 - Houston 73, LSU 69

## 1980 - Great Alaskan Shootout

**Anchorage, Alaska (2-1)**  
 Nov. 28 - LSU 79, Colgate 61  
 Nov. 29 - Arkansas 86, LSU 76  
 Nov. 30 - LSU 76, Georgetown 67

## 1975 - Louisiana Classic

**Baton Rouge (2-0)**  
 Nov. 28 - LSU 109, CCNY 73  
 Nov. 29 - LSU 85, California 68

## 1974 - Carolina Classic

**Columbia, S.C. (1-1)**  
 Dec. 20 - LSU 105, Duke 95  
 Dec. 21 - South Carolina 77, LSU 64

## 1972 - Big Blue Classic

**Logan, Utah (1-1)**  
 Dec. 29 - Utah State 104, LSU 83  
 Dec. 30 - LSU 82, Weber State 80

## 1971 - Astro-Bluebonnet Classic

**Houston, Texas (0-2)**  
 Dec. 27 - Houston 100, LSU 66  
 Dec. 28 - Texas A&M 73, LSU 68

## 1970 - All-College Tournament

**Oklahoma City, Okla. (2-1)**  
 Dec. 26 - LSU 91, DePaul 72  
 Dec. 28 - LSU 89, Montana State 77  
 Dec. 30 - Utah State 97, LSU 81

## 1969 - Rainbow Classic

**Honolulu, Hawaii (2-1)**  
 Dec. 27 - LSU 88, SUB PAC 80  
 Dec. 29 - LSU 80, St. John's 70  
 Dec. 30 - Yale 97, LSU 94

## 1968 - All-College Tournament

**Oklahoma City, Okla. (3-0)**  
 Dec. 26 - LSU 84, Wyoming 78  
 Dec. 28 - LSU 101, Oklahoma City 85  
 Dec. 30 - LSU 94, Duquesne 91

## 1967 - Milwaukee Classic

**Milwaukee, Wisc. (0-2)**  
 Dec. 15 - Wisconsin 96, LSU 94  
 Dec. 16 - Florida State 130, LSU 100

## 1966 - Poinsettia Classic

**Greenville, S. C. (0-2)**  
 Dec. 29 - Clemson 92, LSU 82  
 Dec. 30 - Rice 88, LSU 69

## 1965 - Los Angeles Classic

**Los Angeles, Calif. (0-3)**  
 Dec. 27 - UCLA 95, LSU 89  
 Dec. 29 - St. John's 102, LSU 62  
 Dec. 30 - Northwestern 92, LSU 86

## 1964 - All-College Tournament

**Oklahoma City, Okla. (1-2)**  
 Dec. 28 - Xavier (Ohio) 93, LSU 87  
 Dec. 29 - LSU 79, Rice 63  
 Dec. 30 - Creighton 93, LSU 79

## 1964 - Evansville Tournament

**Evansville, Ind. (1-1)**  
 Dec. 18 - LSU 88, Denver 82  
 Dec. 19 - Evansville 93, LSU 73

## 1963 - Far West Classic

**Portland, Ore. (1-2)**  
 Dec. 26 - Oregon State 87, LSU 57  
 Dec. 28 - LSU 92, Iowa 81  
 Dec. 30 - Seattle 92, LSU 84

## 1963 - VPI Tournament

**Blacksburg, Va. (0-2)**  
 Dec. 20 - Va. Tech 72, LSU 64  
 Dec. 21 - Maryland 75, LSU 65

## 1962 - Hurricane Classic

**Miami, Fla. (1-1)**  
 Dec. 27 - Pittsburgh 96, LSU 73  
 Dec. 28 - LSU 55, Cornell 48

## 1961 - Sugar Bowl Classic

**New Orleans, La. (1-1)**  
 Dec. 29 - LSU 84, Louisville 70  
 Dec. 30 - Miss. State 73, LSU 51

## 1961 - Birmingham Classic

**Birmingham, Ala. (1-1)**  
 Dec. 15 - Auburn 67, LSU 50  
 Dec. 16 - LSU 72, Alabama 63

## 1960 - Poinsettia Classic

**Greenville, S.C. (0-2)**  
 Dec. - Furman 56, LSU 55 (3ot)  
 Dec. - BYU 67, LSU 57

## 1959 - Gator Bowl Tournament

**Jacksonville, Fla. (0-2)**  
 Dec. 29 - Georgia 79, LSU 67  
 Dec. 30 - Jacksonville 72, LSU 63

## 1958 - Gator Bowl Tournament

**Jacksonville, Fla. (2-0)**  
 Dec. 29 - LSU 63, Georgia 60  
 Dec. 30 - LSU 69, Ole Miss 55

## 1957 - Carousel Invitational

**Charlotte, N. C. (1-2)**  
 Dec. 19 - LSU 80, Lafayette 72  
 Dec. 20 - Alabama 80, LSU 50  
 Dec. 21 - Tennessee 63, LSU 62

## 1956 - Louisiana Invitational

**Shreveport, La. (1-2)**  
 Dec. 27 - LSU 88, VMI 67  
 Dec. 28 - Centenary 83, LSU 75  
 Dec. 29 - Northwestern State 103, LSU 75

## 1955 - Gator Bowl Tournament

**Jacksonville, Fla. (1-1)**  
 Dec. 28 - Clemson 100, LSU 95  
 Dec. 29 - LSU 91, Georgia 86

## 1953 - Sugar Bowl Classic

**New Orleans, La. (1-1)**  
 Dec. 28 - LSU 65, Fordham 49  
 Dec. 29 - Holy Cross 66, LSU 56

## 1952 - Sugar Bowl Classic

**New Orleans, La. (2-0)**  
 Dec. 29 - LSU 100, Villanova 94  
 Dec. 30 - LSU 70, Saint Louis 67

## 1950 - San Antonio Invitational

**San Antonio, Texas (1-1)**  
 Dec. 22 - Texas 68, LSU 55  
 Dec. 23 - LSU 64, Alabama 58

## 1947 - Fort Worth Collegiate

**Fort Worth, Texas (2-1)**  
 Dec. 29 - Texas A&M 45, LSU 44  
 Dec. 30 - LSU 62, Hardin-Simmons 46  
 Dec. 31 - LSU 52, TCU 46

# Records vs. Conference

## Southeastern Conference

Record vs. SEC: 676-704

Alabama	67-103
Arkansas	26-32
Auburn	83-64
Florida	60-43
Georgia	61-44
Kentucky	25-84
Ole Miss	117-87
Mississippi State	108-96
Missouri	3-1
South Carolina	14-15
Tennessee	43-62
Texas A&M	17-12
Vanderbilt	50-60

## America Athletic Conference

LSU Record vs. AE: 138-105

SEC Record in 2014: 6-7

Cincinnati	0-1
Connecticut	1-3
Houston	6-10
Memphis	2-4
SMU	2-3
Temple	2-0
Tulane	124-83
Tulsa	1-1

## America East Conference

LSU Record vs. AE: 2-0

SEC Record in 2014: 2-0

Maine	1-0
Maryland-Baltimore County	1-0

## Atlantic 10 Conference

LSU Record vs. Atlantic 10: 5-8

SEC Record in 2014: 4-4

Duquesne	1-0
Dayton	0-2
Fordham	1-0
George Mason	1-0
Massachusetts	0-1
Rhode Island	0-1
St. Joseph's (Pa.)	1-1
Saint Louis	1-3

## Atlantic Coast Conference

LSU Record vs. ACC: 37-51

SEC Record in 2014: 10-5

Clemson	3-2
Duke	2-5
Florida State	3-2
Georgia Tech	21-14
Louisville	1-8
Miami (Fla.)	1-3
North Carolina	2-10
Notre Dame	1-0
Pittsburgh	2-2
Syracuse	0-1
Virginia	0-3
Virginia Tech	0-1
Wake Forest	1-0

## Atlantic Sun Conference

LSU Record vs. AS: 2-1

SEC Record in 2014: 10-1

Campbell	2-0
Jacksonville	0-1

## Big 12 Conference

LSU Record vs. Big 12: 36-28

SEC Record in 2014: 5-9

Baylor	3-4
Kansas	1-3
Oklahoma	3-1
Oklahoma State	2-2
Texas	19-11
TCU	3-1
Texas Tech	2-3
West Virginia	3-3

## Big East Conference

LSU Record vs. Big East: 15-15

SEC Record in 2014: 3-5

Butler	2-0
Creighton	0-1
DePaul	3-3
Georgetown	4-2
Marquette	1-2
St. John's	1-2
Seton Hall	1-0
Villanova	2-2
Xavier	1-3

## Big Sky Conference

LSU Record vs. Big Sky: 8-0

SEC Record in 2014: 0-0

Montana State	4-0
Northern Arizona	2-0
Weber State	2-0

## Big South Conference

LSU Record vs. Big South: 1-3

SEC Record in 2014: 7-0

Coastal Carolina	0-2
Radford	0-1
Winthrop	1-0

## Big Ten Conference

LSU Record vs. Big 10: 9-23

SEC Record in 2014: 6-6

Illinois	0-2
Indiana	0-5
Iowa	2-1
Maryland	2-2
Michigan	0-2
Michigan State	0-1
Nebraska	1-0
Northwestern	1-3
Ohio State	1-1
Penn State	0-1
Purdue	1-1
Rutgers	1-0
Wisconsin	0-4

## Big West Conference

LSU Record vs. Big West: 5-2

SEC Record in 2014: 2-0

Cal State Fullerton	1-0
UC-Irvine	2-0
UC Santa Barbara	1-0
Hawaii	0-1
Pacific	1-1

## Colonial Athletic Association

LSU Record vs. Colonial: 6-0

SEC Record in 2014: 1-0

Delaware	1-0
Wilmington	4-0
Towson	1-0

## Conference USA

LSU Record vs. CUSA: 41-30

SEC Record in 2014: 7-4

Louisiana Tech	10-1
Middle Tennessee	1-0
North Texas	1-1
Rice	17-25
Southern Miss	5-1
UAB	2-1
UTEP	2-1
Western Kentucky	3-0

## Horizon League

LSU Record vs. Horizon: 4-0

SEC Record in 2014: 1-0

Cleveland State	1-0
Illinois-Chicago	1-0
Oakland	1-0
Wright State	1-0

## Ivy Group

LSU Record vs. Ivy: 3-1

SEC Record in 2014: 0-0

Cornell	3-0
Yale	0-1

## Metro Atlantic Conference

LSU Record vs. Metro Atl.: 8-3

SEC Record in 2014: 0-1

Canisius	0-2
Iona	3-1
Marist	2-0
Niagara	1-0
St. Peter's	2-0

## Mid-American Conference

LSU Record vs. Mid-America: 1-1

SEC Record in 2014: 5-0

Ball State	0-1
Central Michigan	1-0

## Mid-Eastern Athletic Conference

LSU Record vs. MEAC: 4-2

SEC Record in 2014: 3-0

Coppin State	0-1
Delaware State	1-0
Howard	1-0
Norfolk State	1-0
North Carolina A&T	1-1

## Missouri Valley Conference

LSU Record vs. MVC: 4-7

SEC Record in 2014: 4-4

Drake	1-0
Evansville	0-1
Loyola (Ill.)	2-0
Northern Iowa	0-2
Wichita State	1-4

## Mountain West Conference

LSU Record vs. MW: 10-9

SEC Record in 2014: 4-3

Boise State	1-1
Fresno State	1-2
Nevada	1-1
UNLV	3-3
Utah State	1-2
Wyoming	3-0

## Northeast Conference

LSU Record vs. Northeast: 5-1

SEC Record in 2014: 2-0

Central Connecticut State	1-0
Farleigh Dickinson	1-0
Long Island	0-1
Robert Morris	1-0
St. Francis (N.Y.)	1-0
St. Francis (Pa.)	1-0

## Ohio Valley Conference

LSU Record vs. OVC: 11-1

SEC Record in 2014: 10-0

Belmont	1-0
Morehead State	1-0
Samford	3-1
Southeast Missouri State	1-0
Tennessee-Martin	4-0
Tennessee State	1-0

## Pacific 12 Conference

LSU Record vs. Pac-12: 18-27

SEC Record in 2014: 2-5

Arizona	3-3
Arizona State	0-1
California	2-1
Oregon	0-1
Oregon State	5-1
Southern California	1-6
Stanford	2-2
UCLA	0-7
Utah	1-3

Washington	2-3
Washington State	2-2

## Patriot League

LSU Record vs. Patriot: 8-3

SEC Record in 2014: 0-0

Army	1-1
Boston University	2-0
Colgate	2-0
Holy Cross	1-1
Lafayette	2-0
Navy	0-1

## Southern Conference

LSU Record vs. Southern: 8-2

SEC Record in 2014: 6-1

Chattanooga	1-0
Furman	0-1
Mercer	3-0
Samford	3-1
VMI	1-0

## Southland Conference

LSU Record vs. Southland: 85-13

SEC Record in 2014: 10-1

Houston Baptist	1-0
Lamar	3-1
McNeese State	22-0
New Orleans	11-4
Nicholls State	17-1
Northwestern State	18-6
Sam Houston State	1-0
Southeastern Louisiana	11-1
Texas A&M Corpus Christi	1-0

## Southwestern Athletic Conference

LSU Record vs. SWAC: 22-1

SEC Record in 2014: 9-0

Alcorn State	2-0
Grambling State	3-0
Jackson State	3-1
Mississippi Valley State	2-0
Prairie View	3-0
Southern	8-0
Texas Southern	1-0

## Summit League

LSU Record vs. Summit: 4-2

SEC Record in 2014: 1-0

Oral Roberts	4-2
--------------	-----

## Sun Belt Conference

LSU Record vs. Sun Belt: 51-3

SEC Record in 2014: 10-0

Appalachian State	1-0
Arkansas State	2-1
Georgia State	1-0
Louisiana-Lafayette	36-10
Louisiana-Monroe	5-0
South Alabama	2-1
Troy	4-1

## West Coast Conference

LSU Record vs. WCC: 5-1

SEC Record in 2014: 3-1

BYU	1-1
Loyola Marymount	2-0
Santa Clara	1-0
Pacific	1-1

## Western Athletic Conference

LSU Record in WAC: 4-0

SEC Record in 2014: 3-1

San Francisco	1-0
Texas-Pan American	3-0

## 20 NCAA Tournament Appearances

1953	1954	1979	1980	1981	1984	1985	1986
1987	1988	1989	1990	1991	1992	1993	2000
2003	2005	2006	2009				

### 1953 NCAA Tournament

#### Coach Harry Rabenhorst • LSU #7

East Regional - Raleigh, N. C.

- March 13 - LSU 89, Lebanon Valley 76 (Regional Semifinals)
- March 14 - LSU 81, Holy Cross 73 (Regional Finals)

Final Four - Kansas City, Mo.

- March 17 - #1 Indiana 80, LSU 67 (National Semifinals)
- March 18 - #4 Washington 88, LSU 69 (National 3rd Place Game)

### 1954 NCAA Tournament

#### Coach Harry Rabenhorst • LSU #8

East Regional - Iowa City, Iowa

- March 12 - Penn State 78, LSU 70 (Regional Semifinals)
- March 13 - #2 Indiana 73, LSU 62 (Regional Third Place Game)

### 1979 NCAA Tournament

#### Coach Dale Brown • LSU #9/#7

Mideast Regional - Bloomington, Ind.

- March 10 - LSU 71, Appalachian State 57 (Second Round)

Mideast Regional - Indianapolis, Ind.

- March 16 - #3 Michigan State 87, LSU 71 (Regional Semifinals)

### 1980 NCAA Tournament

#### Coach Dale Brown • LSU #3

Midwest Regional - Denton, Texas

- March 9 - LSU 98, Alcorn State 88 (Second Round)

Midwest Regional - Houston, Texas

- March 14 - LSU 68, #16 Missouri 63 (Regional Semifinals)
- March 16 - Louisville 86, #3 LSU 66 (Regional Finals)

### 1981 NCAA Tournament

#### Coach Dale Brown • LSU #4

Midwest Regional - Austin, Texas

- March 14 - LSU 100, Lamar 78 (Second Round)

Midwest Regional - New Orleans, La.

- March 20 - LSU 72, #20 Arkansas 56 (Regional Semifinals)
- March 22 - LSU 96, Wichita State 85 (Regional Finals)

NCAA Final Four - Philadelphia, Pa.

- March 28 - #9 Indiana 67, LSU 49 (National Semifinals)
- March 30 - #5 Virginia 78, LSU 74 (National Third Place Game)

### 1984 NCAA Tournament

#### Coach Dale Brown • LSU NR

West Regional - Salt Lake City, Utah

- March 15 - Dayton 74, LSU 66 (First Round)

### 1985 NCAA Tournament

#### Coach Dale Brown • LSU #20

Southeast Regional - Dayton, Ohio

- March 15 - Navy 78, LSU 55 (First Round)

### 1986 NCAA Tournament

#### Coach Dale Brown • LSU NR

Southeast Regional - Baton Rouge, La.

- March 13 - LSU 94, Purdue 87 (2 ot) (First Round)
- March 15 - LSU 83, #12 Memphis State 81 (Second Round)

Southeast Regional - Atlanta, Ga.

- March 20 - LSU 70, #6 Georgia Tech 64 (Regional Semifinals)
- March 22 - LSU 59, #3 Kentucky 57 (Regional Finals)

NCAA Final Four - Dallas, Texas

- March 29 - #7 Louisville 88, LSU 77 (National Semifinals)

### 1987 NCAA Tournament

#### Coach Dale Brown • LSU NR

Midwest Regional - Chicago, Ill.

- March 13 - LSU 85, Georgia Tech 79 (First Round)
- March 15 - LSU 72, #8 Temple 62 (Second Round)

Midwest Regional - Cincinnati, Ohio

- March 20 - LSU 63, #5 DePaul 58 (Regional Semifinals)
- March 22 - #3 Indiana 77, LSU 76 (Regional Finals)

### 1988 NCAA Tournament

#### Coach Dale Brown • LSU NR

East Regional - Hartford, Conn.

- March 18 - Georgetown 66, LSU 63 (First Round)

### 1989 NCAA Tournament

#### Coach Dale Brown • LSU NR

West Regional - Tucson, Ariz.

- March 17 - Texas-El Paso 85, LSU 74 (First Round)

### 1990 NCAA Tournament

#### Coach Dale Brown • LSU #19

Southeast Regional - Knoxville, Tenn.

- March 15 - LSU 70, Villanova 63 (First Round)
- March 17 - Georgia Tech 94, LSU 91 (Second Round)

### 1991 NCAA Tournament

#### Coach Dale Brown • LSU #22

Midwest Regional - Minneapolis, Minn.

- March 14 - Connecticut 79, LSU 62 (First Round)

### 1992 NCAA Tournament

#### Coach Dale Brown • LSU #25

West Regional - Boise, Idaho

- March 19 - LSU 94, Brigham Young 83 (First Round)
- March 21 - #5 Indiana 89, LSU 79 (Second Round)

### 1993 NCAA Tournament

#### Coach Dale Brown • LSU NR

Midwest Regional - Chicago, Ill.

- March 18 - California 66, LSU 64 (First Round)

### 2000 NCAA Tournament

#### Coach John Brady • LSU #10

West Regional - Salt Lake City

- March 16 - LSU 64, SE Missouri St. 61
- March 18 - LSU 72, #15 Texas 67

West Regional - Albuquerque, N.M.

- March 23 - Wisconsin 61, LSU 48

### 2003 NCAA Tournament

#### Coach John Brady • LSU NR

First Round - Birmingham, Ala.

- March 21 - Purdue 80, LSU 56

### 2005 NCAA Tournament

#### Coach John Brady • LSU NR

First Round - Boise, Idaho

- March 17 - UAB 82, LSU 68

### 2006 NCAA Tournament

#### Coach John Brady • LSU #19

First and Second Round - Jacksonville, Fla.

- March 16 - LSU 80, Iona 64
- March 18 - LSU 58, Texas A&M 57

Regional Round - Atlanta, Ga.

- March 23 - LSU 62, #1 Duke 54
- March 25 - LSU 70, #9 Texas 60 (ot)

NCAA Final Four - Indianapolis, Ind.

- April 1 - #17 UCLA 59, LSU 45

### 2009 NCAA Tournament

#### Coach Trent Johnson • LSU #21

First and Second Round - Greensboro, N. C.

- March 19 - LSU 75, Butler 71
- March 21 - North Carolina 84, LSU 70

## LSU NCAA Final Four Teams

### 1953 – 22-3, SEC CHAMPIONS

Coach Harry Rabenhorst  
 Assistant Coach Don Chaney  
 Manager Fred Poerschke  
 Don Belcher  
 P. Brayman  
 Kenny Bridges

Ned Clark  
 Bob Freshley  
 Leslie Jones  
 Bill Lee  
 Don Loughmiller  
 Norman Magee

Darrell McArdle  
 James McNeilly  
 Bob Pettit  
 Charley Roberts  
 Darrell Schultz

## 1981 NCAA Final Four Tigers

### 31-5 SEC CHAMPIONS

Coach Dale Brown  
 Associate Coach Ron Abernathy  
 Assistant Coach Rick Huckabay  
 Assistant Coach Jordy Hultberg  
 Trainer Dr. Martin Broussard  
 Manager Stan Harris  
 Mark Alcorn

J. Brian Bergeron  
 Tyrone Black  
 Howard Carter  
 Andy Campbell  
 Greg Cook  
 Joe Costello  
 Matt England

Johnny Jones  
 Brian Kistler  
 Durand Macklin  
 Ethan Martin  
 Leonard Mitchell  
 Willie Sims  
 John Tudor

## 1986 NCAA Final Four Tigers

### 26-12

Coach Dale Brown  
 Associate Coach Ron Abernathy  
 Assistant Coach Bo Bahnsen  
 Assistant Coach Johnny Jones  
 Ricky Blanton  
 Oliver Brown

Neboisha Bukumirovich  
 Ocie Conley  
 Zoran Jovanovich  
 Don Redden  
 Derrick Taylor  
 Jose Vargas

John Williams  
 Anthony Wilson  
 Edwin Wilson  
 Bernard Woodside

## 2006 NCAA Final Four Tigers

### 27-9 SEC CHAMPIONS

Coach John Brady  
 Associate Head Coach Butch Pierre  
 Assistant Coach Nikita Johnson  
 Assistant Coach John Treloar  
 Administrative Assist. Scott Soprych  
 Trainer Shawn Eddy  
 Strength Coach Jeff Dillman

Manager Chris Heine  
 Manager Jason Reed  
 Manager Louis Ruffino  
 Glen Davis  
 Alex Farrer  
 David Fleshman  
 Chris Johnson  
 Darnell Lazare

Dameon Mason  
 Tack Minor  
 Darrel Mitchell  
 Tasmin Mitchell  
 Magnum Rolle  
 Garrett Temple  
 Tyrus Thomas  
 Ben Voogd

## LSU Players Who Have Participated in Three or More NCAA Tournaments

### FOUR

Ricky Blanton	1985-86-88-89
Oliver Brown	1984-85-86-87
Neboisha Bukumirovich	1985-86-87-88
Geert Hammink	1989-91-92-93
Vernel Singleton	1989-90-91-92
Jose Vargas	1985-86-87-88
Anthony Wilson	1984-85-86-87
Bernard Woodside	1985-86-87-88

### THREE

Harold Boudreaux	1990-91-92
Brian Bergeron	1979-80-81
Andy Campbell	1979-80-81
Greg Cook	1979-80-81
Mike Hansen	1991-92-93
Rich Krajewski	1989-90-91
Ethan Martin	1979-80-81
Darrel Mitchell	2003-05-06
Shaquille O'Neal	1990-91-92
Wayne Sims	1989-90-91
Willie Sims	1979-80-81
Derrick Taylor	1984-85-86
Maurice Williamson	1990-92-93
Nikita Wilson	1984-85-87



The Tigers practice at the RCA Dome prior to the 2006 NCAA Final Four.

## LSU Record at NCAA/NIT Sites

CITY	RECORD	LAST PLAYED	CITY	RECORD	LAST PLAYED
Albuquerque, N. M.	0-1	2000	Indianapolis, Ind.	0-2	2006
Atlanta, Ga.	4-0	2006	Iowa City, Iowa	1-2	2002
Austin, Texas	1-0	1981	Jacksonville, Fla.	2-0	2006
Baton Rouge, La.	2-3	2002	Kansas City, Mo.	0-2	1953
Birmingham, Ala.	0-1	2003	Knoxville, Tenn.	1-1	1990
Boise, id.	1-2	2005	Minneapolis, Minn.	0-1	1991
Chicago, Ill.	2-1	1993	New Orleans, La.	2-0	1981
Cincinnati, Ohio	1-1	1987	New York, N.Y.	2-2	1970
Dallas, Texas	0-2	2014	Norman, Okla.	0-1	2004
Dayton, Ohio	0-1	1985	Philadelphia, Pa.	0-2	1981
Denton, Texas	1-0	1980	Raleigh, N.C.	2-0	1953
Eugene, Ore.	0-1	2012	San Francisco	1-0	2014
Greensboro, N. C.	1-1	2009	Salt Lake City	2-1	2000
Hartford, Conn.	0-1	1988	Tucson, Ariz.	0-1	1989
Houston, Texas	1-1	1980			

## SEC Final Four Appearances

	APPEARANCES	COACHES
Kentucky	16	Adolph Rupp (6), Joe Hall (3), Rick Pitino (3), Tubby Smith (1), John Calipari (3)
Florida	5	Lon Kruger (1), Billy Donovan (4)
<b>LSU</b>	<b>4</b>	<b>Dale Brown (2), Harry Rabenhorst (1), John Brady (1)</b>
Arkansas	2	Nolan Richardson (2)
Georgia	1	Hugh Durham (1)
Miss. State	1	Richard Williams (1)

## SEC in NCAA

	SWEET	ELITE	FF	NCAA TITLES
	<b>16</b>	<b>8</b>		
Alabama	7	1	0	0
Arkansas	14	8	6	1
Auburn	4	1	0	0
Florida	9	8	5	2
Georgia	2	1	1	0
Kentucky	44	34	16	8
<b>LSU</b>	<b>9</b>	<b>6</b>	<b>4</b>	<b>0</b>
Ole Miss	1	0	0	0
Miss. State	3	1	1	0
South Carolina	3	0	0	0
Tennessee	7	1	0	0
Vanderbilt	6	1	0	0

## LSU vs. All NCAA/NIT Opponents

TEAM	RECORD	LAST PLAYED	TEAM	RECORD	LAST PLAYED
UAB	0-1	2005	Marquette	0-1	1970
Alcorn State	1-0	1980	Memphis	1-1	1986
Appalachian St.	1-0	1979	Michigan State	1-0	1979
Arkansas	1-0	1981	Missouri	1-0	1980
Army	0-1	1970	Navy	0-1	1985
Ball State	0-1	2002	New Orleans	0-1	1983
Brigham Young	1-0	1992	North Carolina	0-1	2009
Butler	1-0	2009	Oklahoma	1-1	2004
California	0-1	1993	Penn State	0-1	1954
Connecticut	0-1	1991	Purdue	1-1	2003
Dayton	0-1	1984	San Francisco	0-1	2014
DePaul	1-0	1987	SE Mo. State	1-0	2000
Duke	1-0	2006	SMU	0-1	2014
Georgetown	1-0	1970	Temple	1-0	1987
Georgia Tech	2-1	1990	Texas	2-0	2006
Holy Cross	1-0	1953	Texas A&M	1-0	2006
Indiana	0-5	1992	Tulane	0-1	1982
Iona	1-0	2006	UCLA	0-1	2006
Iowa	1-0	2002	UTEP	0-1	1989
Kentucky	1-0	1986	Villanova	1-0	1990
Lamar	1-0	1981	Virginia	0-1	1981
Lebanon Valley	1-0	1953	Washington	0-1	1953
Louisville	0-2	1986	Wichita State	1-0	1981
			Wisconsin	0-1	2000

## SEC Postseason Tournament Appearances

### NCAA TOURNAMENT

SCHOOL	APP.	W - L	PCT.
Kentucky	53	116-47	.712
Arkansas	29	40-29	.580
Missouri	26	22-26	.458
<b>LSU</b>	<b>20</b>	<b>24-23</b>	<b>.511</b>
Tennessee	20	19-21	.475
Alabama	19	18-19	.486
Florida	17	39-15	.722
Vanderbilt	13	10-14	.417
Texas A&M	12	9-13	.409
Miss. State	10	11-10	.524
Auburn	8	12-8	.600
Georgia	8	5-8	.385
South Carolina	8	4-9	.308
Ole Miss	7	4-7	.364

## National Invitation Tournament

SCHOOL	APP.	W - L	PCT.
Tennessee	13	13-13	.500
Alabama	12	23-15	.605
Georgia	12	12-12	.500
South Carolina	11	21-9	.700
Vanderbilt	11	18-10	.642
Ole Miss	11	13-11	.542
Kentucky	9	13-7	.650
Florida	9	11-11	.500
Miss. State	8	7-8	.467
Missouri	8	2-8	.200
<b>LSU</b>	<b>7</b>	<b>4-8</b>	<b>.333</b>
Texas A&M	6	6-6	.500
Auburn	6	4-6	.400
Arkansas	3	5-4	.571

## LSU Coaches Post-Season Appearances

	TOTAL	NCAA	NIT
Dale Brown	15	13	2
John Brady	6	4	2
Harry Rabenhorst	2	2	0
Trent Johnson	2	1	1
Johnny Jones	1	0	1
Press Maravich	1	0	1

**7 NIT Appearances**

1970 1982 1983 2002 2004 2012 2014

**1970****NATIONAL INVITATION TOURNAMENT****Coach Press Maravich • LSU NR**

Madison Square Garden – New York, New York  
 March 15 – LSU 83, Georgetown 82 (First Round)  
 March 17 – LSU 97, Oklahoma 94 (Quarterfinals)  
 March 19 – #8 Marquette 101, LSU 79 (Semifinals)  
 March 21 – Army 75, LSU 68 (Third Place Game)

**1982****NATIONAL INVITATION TOURNAMENT****Coach Dale Brown • LSU NR**

First Round – Baton Rouge, La.  
 March 12 – Tulane 83, LSU 72

**1983****NATIONAL INVITATION TOURNAMENT****Coach Dale Brown • LSU NR**

First Round – Baton Rouge, La.  
 March 16 – New Orleans 99, LSU 94 (ot)

**2002****NATIONAL INVITATION TOURNAMENT****Coach John Brady • LSU NR**

First Round – Iowa City, Iowa  
 March 13 – LSU 63, Iowa 61  
 Second Round – Baton Rouge, La.  
 March 19 – Ball State 75, LSU 65

**2004****NATIONAL INVITATION TOURNAMENT****Coach John Brady • LSU NR**

First Round – Norman, Okla.  
 March 17 – Oklahoma 70, LSU 61

**2012****NATIONAL INVITATION TOURNAMENT****Coach Trent Johnson • LSU NR**

First Round – Eugene, Ore.  
 March 18 – Oregon 96, LSU 76

**2014****NATIONAL INVITATION TOURNAMENT****Coach Johnny Jones • LSU NR**

First Round – San Francisco, Calif.  
 March 19 – LSU 71, San Francisco 63  
 Second Round – Dallas, Texas

**The 1953 LSU Heroes Return**

The most recent reunion of NCAA Final Four teams at LSU brought back the group that will always be known as the first – the 1953 LSU Tigers, who were back in 2013 for a reminder to LSU fans about their magical journey to college basketball's pinnacle now 60-plus years ago.

Eight members of the team returned to campus and were honored with a Tipoff Club function prior to a hero's welcome on the floor of the Maravich Center.

Kenny Bridges, Ned Clark, Bob Freshley, Don Loughmiller, Benny McArdle, Bob Pettit, Charlie Roberts and Don Sebastien were back.

The 1953 team coached by Harris Rabenhorst won the Southeastern Conference that year and advanced to the national semifinals. It wasn't known as "The Final Four" yet, just the semifinal game of a national tournament. But the memories are still there of a magical time for these players.

Pettit would go on to legendary status at LSU and the NBA and he would have his number retired by LSU. But the 1953 season for the LSU Tigers was the story of a team that had a cast of players who could all contribute.

Their return visit in 2013, 20 years from the last time they were all together for an LSU basketball weekend, gave us a look back at a magical journey in the 1950s era of LSU and college basketball.



## LSU in the Associated Press Poll

YEAR	PS	1	2	3	4	5	6	7	8	9	10	11	12	13	14	15	16	17	18	19	DATES
1952-53		10	8	17	11	14	14	11	10	8	6	6	5	7	5						Dec. 16-March 24
1953-54		10	5	14	18	16	12	14	17	17	13	12	7	8	14						Dec. 8-March 23
1969-70			15																		Dec. 9-March 10
1978-79	14	11	12	11	10	7	7	5	9	9	9	8	6	5	8	9	7				Nov. 28-March 13
1979-80	7	6	6	7	5	4	6	14	11	10	7	6	5	5	3						Dec. 4-March 4
1980-81	12	15	11	10	10	10	9	6	5	4	4	4	4	2	3	4					Dec. 2-March 10
1981-82	17																				Dec. 1-March 9
1983-84	11	12	9	10	11	9	9	11	15	10	14	20	17								Nov. 29-March 13
1984-85	14	16	13	19	19	18	14									19	20				Nov. 27-March 12
1985-86	14	12	11	11	9	9	8	8	14	14	17										Nov. 26-March 11
1988-89													19		20						Nov. 22-March 14
1989-90	2	9	9	9	8	9	11	14	13	16	14	11	9	12	15	16	19				Nov. 27-March 13
1990-91	14	20	18	12	10	15	14	20	20	16	14	19	20	19	18	16	22				Nov. 27-March 12
1991-92	6	9	16	25								22	20			23	23	25			Nov. 25-March 16
1993-94						25															Nov. 22-March 14
1999-00									21	24			22	25	16	15	12	10	10		Nov. 16-March 14
2002-03								24	21		23										Nov. 19-March 18
2003-04															24						Nov. 25-March 16
2005-06					25									24		25	24	21	18	19	Nov. 15-March 14
2006-07	5	7	6	10	9	12	12	17	14	13	16	21									Nov. 14-March 13
2008-09															23	18	12	20	21		Nov. 10-March 16

### Wins Against Teams Ranked Top Three in AP Poll

#### No.1

LSU 95, No. 1 Kentucky 94 (ot) - Baton Rouge - Feb. 11, 1978  
 LSU 66, No. 1 Arizona 65 - Baton Rouge - Dec. 21, 2002  
 No. 19 LSU 62, No. 1 Duke 54 - Atlanta, Ga. - March 23, 2006

#### No.2

LSU 82, No. 2 Georgetown 80 - New Orleans - Jan. 28, 1989  
 No. 18 LSU 92, No. 2 Arizona 82 - Baton Rouge - Dec. 8, 1990

#### No.3

No. 6 LSU 81, No. 3 Kentucky 67 - Baton Rouge - Jan. 19, 1981  
 LSU 59, No. 3 Kentucky 67 - Baton Rouge - Jan. 19, 1981  
 LSU 66, No. 3 Florida 56 - Baton Rouge - Feb. 24, 2006

### LSU's Record as a Ranked Team in AP Poll

RK	W	L	PCT.
1			
2	2	2	.500
3	3	2	.600
4	13	4	.765
5	14	4	.778
6	13	2	.866
7	14	4	.778
8	10	6	.625
9	20	6	.769
10	20	6	.769
11	23	2	.920
12	16	5	.762
13	6	3	.667
14	25	7	.781
15	9	2	.818
16	10	6	.625
17	10	5	.667
18	9	3	.750
19	11	4	.733
20	8	4	.667
21	5	5	.500
22	2	3	.400
23	5	3	.625
24	4	4	.500
25	6	3	.667
<b>TOTALS</b>	<b>258</b>	<b>95</b>	<b>.731</b>

### LSU's Record vs. Ranked Teams in AP Poll

RK	W	L	PCT.
1	3	15	.167
2	2	13	.133
3	3	11	.214
4	0	17	.000
5	4	17	.190
6	4	9	.444
7	5	11	.312
8	4	16	.200
9	4	12	.250
10	2	8	.200
11	2	10	.167
12	1	9	.100
13	1	12	.077
14	1	8	.111
15	1	9	.100
16	8	5	.615
17	1	10	.083
18	4	10	.286
19	4	5	.444
20	5	6	.454
21	0	7	.000
22	3	6	.333
23	0	3	.000
24	1	4	.200
25	0	4	.000
<b>TOTALS</b>	<b>62</b>	<b>237</b>	<b>.207</b>

## Highlights of the AP Poll

### POLL DEBUT - DEC. 16, 1952

Total Poll Appearances All-Time - 194  
 Most Consecutive Polls - 49 (Preseason poll, 1978-79, to preseason poll, 1981-82)  
 Total Appearances in AP Final Poll - 12  
 Highest Ranking in AP Poll - 2 (Feb. 24, 1981, Preseason poll 1989-90)

LSU's record since 1948-49 against teams ranked in top 10 - 31-128 (19.5 percent).  
 LSU's record since 1948-49 against teams ranked in AP's top 25 - 62-237 (20.7 percent).  
 LSU versus top-ranked teams in the AP poll - 3-15 (16.7 percent).  
 LSU when ranked in the AP poll since 1948-49 season has a record of 258-95 (73.1 percent).  
 LSU's record when both teams are ranked is 31-37 (45.6 percent).  
 LSU was last ranked No. 21 in the final poll of the 2008-09 season, the 18th AP poll of the year.



# LSU vs. Top 10 teams in the Associated Press Poll

(since the poll started during the 1948-49 season)

## 1948-49

Jan. 14	LSU	#8 Tulane	L, 51-71	New Orleans, La.
Feb. 25	LSU	#6 Tulane	L, 45-72	Baton Rouge, La.
March 5	LSU	#7 Tulane	L, 63-72	Louisville, Ky.

## 1950-51

Jan. 31	LSU	#1 Kentucky	L, 59-81	Baton Rouge, La.
---------	-----	-------------	----------	------------------

## 1951-52

Jan. 5	LSU	#4 Kentucky	L, 47-57	Lexington, Ky.
March 1	LSU	#1 Kentucky	L, 43-44	Louisville, Ky.

## 1952-53

March 17	#7 LSU	#1 Indiana	L, 67-80	Kansas City, Mo.
March 18	#7 LSU	#4 Washington	L, 69-88	Kansas City, Mo.

## 1953-54

Dec. 12	#10 LSU	#5 Kansas	W, 68-63	Baton Rouge, La.
Dec. 28	#14 LSU	#7 Fordham	W, 65-49	New Orleans, La.
March 9	#8 LSU	#1 Kentucky	L, 56-63	Nashville, Tenn.
March 13	#8 LSU	#2 Indiana	L, 62-73	Iowa City, Tenn.

## 1954-55

Jan. 17	LSU	#1 Kentucky	L, 62-64	Baton Rouge, La.
---------	-----	-------------	----------	------------------

## 1955-56

Jan. 3	LSU	#5 N. Carolina	L, 69-95	Chapel Hill, N. C.
Jan. 14	LSU	#5 Kentucky	L, 65-107	Lexington, Ky.
Feb. 11	LSU	#4 Vanderbilt	L, 68-107	Nashville, Tenn.
Feb.	LSU	#7 Alabama	L, 59-77	Baton Rouge, La.

## 1956-57

Jan. 12	LSU	#3 Kentucky	L, 46-51	Baton Rouge, La.
---------	-----	-------------	----------	------------------

## 1957-58

Jan.	LSU	#9 Kentucky	L, 52-97	Lexington, Ky.
------	-----	-------------	----------	----------------

## 1958-59

Jan. 10	LSU	#1 Kentucky	L, 61-76	Baton Rouge, La.
Feb. 14	LSU	#4 Auburn	L, 67-115	Auburn, Ala.
Feb. 21	LSU	#5 Miss. State	L, 67-75	Baton Rouge, La.

## 1959-60

Feb. 8	LSU	#6 Georgia Tech	L, 56-76	Atlanta, Ga.
--------	-----	-----------------	----------	--------------

## 1960-61

Dec.	LSU	#8 Duke	L, 74-80	Durham, N.C.
Dec.	LSU	#5 N. Carolina	L, 61-77	Chapel Hill, N.C.
Dec.	LSU	#5 Louisville	L, 53-72	Baton Rouge, La.

## 1961-62

Jan. 12	LSU	#3 Kentucky	L, 63-84	Lexington, Ky.
Feb. 3	LSU	#10 Miss. State	L, 66-87	Starkville, Miss.
Feb. 24	LSU	#5 Miss. State	L, 48-58	Baton Rouge, La.

## 1962-63

Feb. 9	LSU	#6 Georgia Tech	W, 56-54	Baton Rouge, La.
Feb. 23	LSU	#8 Miss. State	L, 64-99	Baton Rouge, La.

## 1963-64

Dec. 26	LSU	#9 Oregon State	L, 57-87	Portland, Ore.
Jan. 10	LSU	#2 Kentucky	L, 84-103	Lexington, Ky.
Feb. 15	LSU	#8 Auburn	W, 86-66	Baton Rouge, La.

## 1964-65

Feb. 8	LSU	#9 Vanderbilt	L, 85-96	Baton Rouge, La.
March 8	LSU	#5 Vanderbilt	L, 60-106	Nashville, Tenn.

## 1965-66

Jan. 24	LSU	#2 Kentucky	L, 85-111	Lexington, Ky.
Jan. 29	LSU	#4 Vanderbilt	L, 66-98	Nashville, Tenn.
Feb. 26	LSU	#5 Vanderbilt	L, 84-102	Baton Rouge, La.

## 1966-67

Jan. 30	LSU	#9 Vanderbilt	L, 77-79	Nashville, Tenn.
March 4	LSU	#8 Tennessee	L, 60-87	Knoxville, Tenn.

## 1967-68

Jan. 27	LSU	#9 Kentucky	L, 95-121	Baton Rouge, La.
Jan. 29	LSU	#7 Vanderbilt	L, 91-99	Baton Rouge, La.
Feb. 3	LSU	#10 Kentucky	L, 96-109	Lexington, Ky.
Feb 5	LSU	#6 Tennessee	L, 67-87	Baton Rouge, La.

## 1968-69

Jan. 25	LSU	#5 Kentucky	L, 96-108	Baton Rouge, La.
Feb. 22	LSU	#6 Kentucky	L, 89-103	Lexington, Ky.

## 1969-70

Dec. 23	LSU	#2 UCLA	L, 84-133	Los Angeles, Calif.
Jan. 24	LSU	#2 Kentucky	L, 96-109	Lexington, Ky.
Feb. 21	LSU	#2 Kentucky	L, 105-121	Baton Rouge, La.
March 19	LSU	#8 Marquette	L, 79-101	New York, N. Y.

## 1970-71

Jan. 2	LSU	#4 S. California	L, 76-80	Los Angeles, Calif.
Jan. 25	LSU	#8 Tennessee	W, 80-70	Baton Rouge, La.

## 1972-73

Feb. 10	LSU	#6 Alabama	W, 72-70	Baton Rouge, La.
---------	-----	------------	----------	------------------

## 1973-74

Jan. 12	LSU	#6 Vanderbilt	W, 84-81	Baton Rouge, La.
Jan. 19	LSU	#10 Alabama	L, 79-80	Baton Rouge, La.
Feb. 11	LSU	#5 Vanderbilt	L, 88-91	Nashville, Tenn.
Feb. 18	LSU	#10 Alabama	L, 87-99	Tuscaloosa, Ala.

## 1974-75

Nov. 29	LSU	#10 S. California	L, 87-100	Los Angeles, Calif.
Jan. 4	LSU	#9 Kentucky	L, 80-115	Lexington, Ky.
Jan. 18	LSU	#7 Alabama	L, 67-93	Tuscaloosa, Ala.
Feb. 3	LSU	#5 Kentucky	L, 76-77	Baton Rouge, La.
Feb. 17	LSU	#7 Alabama	L, 76-80	Baton Rouge, La.

## 1975-76

Jan. 26	LSU	#10 Tennessee	L, 92-105	Baton Rouge, La.
Feb. 23	LSU	#9 Tennessee	L, 71-80	Knoxville, Tenn.

## 1976-77

Jan. 8	LSU	#4 Alabama	L, 77-80	Tuscaloosa, Ala.
Jan. 22	LSU	#6 Kentucky	L, 72-87	Lexington, Ky.
Feb. 5	LSU	#8 Alabama	L, 70-77	Baton Rouge, La.
Feb. 19	LSU	#2 Kentucky	L, 76-90	Baton Rouge, La.

## 1977-78

Dec. 29	LSU	#3 Arkansas	L, 62-67	Baton Rouge, La.
Jan. 14	LSU	#1 Kentucky	L, 76-96	Lexington, Ky.
Feb. 11	LSU	#1 Kentucky	W, 95-94	Baton Rouge, La.

## 1978-79

Jan. 6	#7 LSU	#9 Kentucky	W, 93-89	Lexington, Ky.
March 16	#7 LSU	#3 Michigan St.	L, 71-87	Indianapolis, Ind.

## 1979-80

Jan. 20	#14 LSU	#1 DePaul	L, 75-78	Chicago, Ill.
Jan. 28	#11 LSU	#5 Kentucky	W, 65-60	Lexington, Ky.
Feb. 24	#5 LSU	#3 Kentucky	L, 74-76	Baton Rouge, La.
March 1	#5 LSU	#2 Kentucky	W, 80-78	Birmingham, Ala.
March 16	#3 LSU	#2 Louisville	L, 66-86	Houston, Texas

## 1980-81

Jan. 19	#6 LSU	#3 Kentucky	W, 81-67	Baton Rouge, La.
Jan. 24	#5 LSU	#8 Tennessee	W, 80-63	Baton Rouge, La.
Feb. 21	#4 LSU	#8 Tennessee	W, 66-65	Baton Rouge, La.
March 1	#2 LSU	#9 Kentucky	L, 71-73	Lexington, Ky.
March 28	#4 LSU	#9 Indiana	L, 49-67	Philadelphia, Pa.
March 30	#4 LSU	#5 Virginia	L, 74-78	Philadelphia, Pa.

## 1981-82

Jan. 25	LSU	#9 Kentucky	L, 65-76	Lexington, Ky.
Feb. 10	LSU	#10 Alabama	W, 73-68	Baton Rouge, La.
Feb. 27	LSU	#7 Kentucky	W, 94-78	Baton Rouge, La.

### 1982-83

Dec. 20	LSU	#4 UCLA	L, 68-82	Los Angeles, Calif.
Jan. 5	LSU	#3 Kentucky	L, 50-52	Lexington, Ky.
March 5	LSU	#7 Kentucky	W, 74-60	Baton Rouge, La.

### 1983-84

Dec. 6	#9 LSU	#6 Houston	L, 91-100	Baton Rouge, La.
Jan. 7	#9 LSU	#2 Kentucky	L, 80-96	Baton Rouge, La.
Jan. 29	#10 LSU	#1 N. Carolina	L, 79-90	Chapel Hill, N.C.
March 5	LSU	#3 Kentucky	L, 68-90	Lexington, Ky.

### 1984-85

Feb. 16	LSU	#8 Syracuse	L, 64-76	Syracuse, N. Y.
---------	-----	-------------	----------	-----------------

### 1985-86

March 1	LSU	#8 Kentucky	L, 52-54	Baton Rouge, La.
March 1	LSU	#5 Kentucky	L, 57-68	Lexington, Ky.
March 7	LSU	#4 Kentucky	L, 58-61	Lexington, Ky.
March 20	LSU	#6 Georgia Tech	W, 70-64	Atlanta, Ga.
March 22	LSU	#3 Kentucky	W, 59-57	Atlanta, Ga.
March 29	LSU	#7 Louisville	L, 77-88	Dallas, Texas

### 1986-87

March 8	LSU	#9 Alabama	L, 62-69	Atlanta, Ga.
March 17	LSU	#8 Temple	W, 72-62	Chicago, Ill.
March 20	LSU	#5 DePaul	W, 63-58	Cincinnati, Ohio
March 22	LSU	#3 Indiana	L, 76-77	Cincinnati, Ohio

### 1987-88

Jan. 11	LSU	#8 Oklahoma	W, 84-77	New Orleans, La.
Jan. 23	LSU	#4 Kentucky	L, 61-76	Baton Rouge, La.
March 12	LSU	#6 Kentucky	L, 80-86	Baton Rouge, La.

### 1988-89

Dec. 22	LSU	#5 Illinois	L, 100-127	Baton Rouge, La.
Jan. 28	LSU	#2 Georgetown	W, 82-80	New Orleans, La.

### 1989-90

Jan. 28	#16 LSU	#5 UNLV	W, 107-105	Baton Rouge, La.
---------	---------	---------	------------	------------------

### 1990-91

Dec. 8	#18 LSU	#2 Arizona	W, 92-82	Baton Rouge, La.
Feb. 5	#19 LSU	#10 Kentucky	W, 107-88	Baton Rouge, La.
Feb. 10	#19 LSU	#6 Duke	L, 70-88	Durham, N. C.

### 1991-92

Dec. 7	#16 LSU	#3 Arizona	L, 67-87	Tucson, Ariz.
Jan. 14	LSU	#9 Alabama	W, 89-81	Tuscaloosa, Ala.
Feb. 8	#22 LSU	#1 Duke	L, 67-77	Baton Rouge, La.
March 3	#23 LSU	#7 Arkansas	L, 92-106	Fayetteville, Ark.
March 14	#23 LSU	#9 Kentucky	L, 74-80	Birmingham, Ala.
March 21	#25 LSU	#5 Indiana	L, 79-89	Boise, Idaho

### 1992-93

Dec. 22	LSU	#1 Duke	L, 67-96	Lahaina, Hawaii
Jan. 26	LSU	#4 Kentucky	L, 67-105	Lexington, Ky.
March 13	LSU	#5 Vanderbilt	W, 72-62	Lexington, Ky.
March 14	LSU	#4 Kentucky	L, 65-82	Lexington, Ky.

### 1993-94

Dec. 18	#25 LSU	#9 UCLA	L, 80-100	Los Angeles, Calif.
Jan. 11	LSU	#4 Arkansas	L, 83-84	Fayetteville, Ark.
Jan. 22	LSU	#4 North Carolina	L, 65-88	New Orleans, La.
March 2	LSU	#1 Arkansas	L, 105-108	Baton Rouge, La.

### 1994-95

Dec. 17	LSU	#2 UCLA	L, 72-92	Baton Rouge, La.
Jan. 31	LSU	#8 Arkansas	L, 81-105	Fayetteville, Ark.
Feb. 22	LSU	#8 Arkansas	L, 90-92	Baton Rouge, La.
March 4	LSU	#5 Kentucky	L, 80-127	Lexington, Ky.

### 1995-96

Jan. 16	LSU	#2 Kentucky	L, 97-129	Baton Rouge, La.
---------	-----	-------------	-----------	------------------

### 1996-97

Nov. 25	LSU	#2 Kansas	L, 53-82	Lahaina, Hawaii
Dec. 15	LSU	#5 Michigan	L, 59-70	Auburn Hills, Mich.
Feb. 12	LSU	#4 Kentucky	L, 48-84	Lexington, Ky.

### 1997-98

Feb. 4	LSU	#8 Kentucky	L, 61-63	Baton Rouge, La.
--------	-----	-------------	----------	------------------

### 1998-99

Jan. 30	LSU	#6 Kentucky	L, 62-86	Lexington, Ky.
Feb. 6	LSU	#6 Auburn	L, 54-80	Auburn, Ala.
Feb. 13	LSU	#10 Arizona	L, 71-78	Tucson, Ariz.

### 1999-00

Jan. 12	LSU	#10 Florida	L, 57-82	Gainesville, Fla.
Jan. 29	LSU	#5 Arizona	W, 86-60	Baton Rouge, La.
Feb. 9	LSU	#9 Auburn	W, 83-68	Baton Rouge, La.

### 2000-01

Dec. 20	LSU	#1 Arizona	L, 75-88	Tucson, Ariz.
---------	-----	------------	----------	---------------

### 2001-02

Jan. 16	LSU	#2 Florida	L, 70-102	Gainesville, Fla.
Feb. 2	LSU	#7 Alabama	L, 48-57	Baton Rouge, La.
Feb. 9	LSU	#7 Kentucky	L, 56-68	Baton Rouge, La.

### 2002-03

Dec. 21	LSU	#1 Arizona	W, 66-65	Baton Rouge, La.
Jan. 11	LSU	#7 Mississippi St.	W, 85-72	Baton Rouge, La.
Jan. 28	LSU	#4 Florida	L, 53-70	Baton Rouge, La.
Feb. 14	LSU	#3 Kentucky	L, 57-68	Lexington, Ky.
March 14	LSU	#7 Florida	W, 65-61	New Orleans, La.

### 2003-04

Feb. 26	LSU	#7 Miss. State	L, 58-84	Starkville, Miss.
Feb. 29	LSU	#9 Kentucky	L, 64-70	Baton Rouge, La.

### 2004-05

Jan. 22	LSU	#8 Kentucky	L, 58-89	Lexington, Ky.
March 12	LSU	#7 Kentucky	L, 78-79	Atlanta, Ga.

### 2005-06

Jan. 7	LSU	#2 Connecticut	L, 76-77	Hartford, Conn.
Feb. 11	LSU	#7 Florida	L, 62-71	Gainesville, Fla.
March 23	#19 LSU	#1 Duke	W, 62-54	Atlanta, Ga.
March 25	#19 LSU	#9 Texas	W, 70-60	Atlanta, Ga.

### 2006-07

Dec. 5	#9 LSU	#6 Texas A&M	W, 64-52	Baton Rouge, La.
Feb. 24	LSU	#3 Florida	W, 66-56	Baton Rouge, La.

### 2008-09

March 19	#21 LSU	#1 N. Carolina	L, 70-84	Greensboro, N.C.
----------	---------	----------------	----------	------------------

### 2009-10

Feb. 6	LSU	#4 Kentucky	L, 55-81	Baton Rouge, La.
--------	-----	-------------	----------	------------------

### 2011-12

Dec. 19	LSU	#10 Marquette	W, 67-59	Baton Rouge, La.
Jan. 28	LSU	#1 Kentucky	L, 50-74	Baton Rouge, La.
March 9	LSU	#1 Kentucky	L, 51-60	New Orleans, La.

### 2013-14

March 1	LSU	#1 Florida	L, 61-79	Gainesville, Fla.
---------	-----	------------	----------	-------------------



Tasmin Mitchell, Darrel Mitchell and Ben Voogd celebrate after beating #9 Texas to advance to the Final Four of the 2006 NCAA Tournament.

# Year-by-Year Team Statistics

## 2013-14 -- Record 20-14, 9-9 in the SEC, NIT Second Round

	GM	MIN	FG-FGA	PCT.	3FG-FGA	PCT.	FT-FTA	PCT.	REB-AVG.	PF	A	TO	BLK	STL	PTS-AVG
LSU	34	6875	918-2067	.444	231-675	.342	473-707	.669	1334-39.2	635	480	464	199	261	2540-74.7
Opponents	34	6875	833-2010	.414	212-593	.358	545-778	.701	1240-36.5	608	388	433	126	235	2423-71.3

## 2012-13 -- Record 19-12, 9-9 in the SEC

	GM	MIN	FG-FGA	PCT.	3FG-FGA	PCT.	FT-FTA	PCT.	REB-AVG.	PF	A	TO	BLK	STL	PTS-AVG
LSU	31	6300	788-1839	.428	234-658	.356	384-614	.625	1150-37.1	584	442	445	119	282	2194-70.8
Opponents	31	6300	751-1782	.421	173-549	.315	463-677	.684	1166-37.6	552	330	470	129	228	2138-69.0

## 2011-12 -- Record 18-15, 7-9 in the SEC, NIT

	GM	MIN	FG-FGA	PCT.	3FG-FGA	PCT.	FT-FTA	PCT.	REB-AVG.	PF	A	TO	BLK	STL	PTS-AVG
LSU	33	6700	791-1947	.406	173-530	.326	402-582	.691	1217-36.9	592	415	429	128	232	2157-65.4
Opponents	33	6700	745-1775	.420	174-545	.319	455-660	.689	1178-35.7	592	337	483	132	249	2119-64.2

## 2010-11 -- Record 11-21, 3-13 in the SEC

	GM	MIN	FG-FGA	PCT.	3FG-FGA	PCT.	FT-FTA	PCT.	REB-AVG.	PF	A	TO	BLK	STL	PTS-AVG
LSU	32	6450	692-1731	.400	175-561	.312	432-650	.665	1110-34.7	622	364	461	106	204	1991-62.2
Opponents	32	6450	730-1759	.415	174-531	.328	496-703	.706	1178-36.8	593	297	426	133	234	2130-66.6

## 2009-10 -- Record 11-20, 2-14 in the SEC

	GM	MIN	FG-FGA	PCT.	3FG-FGA	PCT.	FT-FTA	PCT.	REB-AVG.	PF	A	TO	BLK	STL	PTS-AVG
LSU	31	6225	690-1726	.400	141-492	.287	384-552	.696	1112-35.9	547	352	397	116	190	1905-61.5
Opponents	31	6225	722-1675	.431	204-589	.346	411-618	.665	1082-34.9	534	326	384	123	216	2059-66.4

## 2008-09 -- Record 27-8, 13-3 in the SEC, SEC Champions, NCAA Tournament

	GM	MIN	FG-FGA	PCT.	3FG-FGA	PCT.	FT-FTA	PCT.	REB-AVG.	PF	A	TO	BLK	STL	PTS-AVG
LSU	35	7050	937-2093	.448	213-572	.372	530-740	.716	1365-39.0	609	529	425	212	267	2617-74.8
Opponents	35	7050	820-2005	.409	188-596	.315	488-705	.692	1185-33.9	633	332	461	111	214	2316-66.2

## 2007-08 -- Record 13-18, 6-10 in the SEC

	GM	MIN	FG-FGA	PCT.	3FG-FGA	PCT.	FT-FTA	PCT.	REB-AVG.	PF	A	TO	BLK	STL	PTS-AVG
LSU	31	6225	722-1800	.429	201-624	.322	386-521	.741	1108-35.7	520	362	428	196	186	2131-68.7
Opponents	31	6225	795-1884	.422	210-608	.345	345-515	.670	1164-37.5	509	391	415	112	208	2145-69.2

## 2006-07 -- Record 17-15, 5-11 in the SEC

	GM	MIN	FG-FGA	PCT.	3FG-FGA	PCT.	FT-FTA	PCT.	REB-AVG.	PF	A	TO	BLK	STL	PTS-AVG
LSU	32	6450	800-1774	.451	174-517	.337	403-572	.705	1205-37.7	493	445	452	155	218	2177-68.0
Opponents	32	6450	732-1810	.404	191-585	.326	352-505	.697	1026-32.1	506	322	399	95	217	2007-62.7

## 2005-06 -- Record 27-9, 14-2 in the SEC, SEC Champions, NCAA Final Four

	GM	MIN	FG-FGA	PCT.	3FG-FGA	PCT.	FT-FTA	PCT.	REB-AVG.	PF	A	TO	BLK	STL	PTS-AVG
LSU	36	7250	972-2092	.465	147-454	.324	542-786	.690	1447-40.2	567	547	555	236	298	2633-73.1
Opponents	36	7250	852-2137	.399	233-677	.344	362-522	.693	1167-32.4	662	385	543	150	233	2299-63.9

## 2004-05 -- Record 20-10, 12-4 in the SEC, SEC Western Division Champions, NCAA Tournament

	GM	MIN	FG-FGA	PCT.	3FG-FGA	PCT.	FT-FTA	PCT.	REB-AVG.	PF	A	TO	BLK	STL	PTS-AVG
LSU	30	6125	776-1690	.459	205-571	.359	500-685	.730	1097-36.6	490	442	405	127	209	2257-75.2
Opponents	30	6125	776-1746	.444	225-593	.379	365-532	.686	963-32.1	572	353	376	81	189	2142-71.4

## 2003-04 -- Record 18-11, 8-8 in the SEC, NIT

	GM	MIN	FG-FGA	PCT.	3FG-FGA	PCT.	FT-FTA	PCT.	REB-AVG.	PF	A	TO	BLK	STL	PTS-AVG
LSU	29	5800	656-1487	.441	168-500	.336	444-678	.655	1065-36.7	460	346	426	122	176	1924-66.3
Opponents	29	5800	695-1675	.415	172-491	.350	289-446	.648	960-33.1	560	335	358	82	216	1851-63.8

## 2002-03 -- Record 21-11, 8-8 in the SEC, NCAA Tournament

	GM	MIN	FG-FGA	PCT.	3FG-FGA	PCT.	FT-FTA	PCT.	REB-AVG.	PF	A	TO	BLK	STL	PTS-AVG
LSU	32	6400	851-1767	.482	215-571	.377	409-633	.646	1124-35.1	525	515	446	132	255	2326-72.7
Opponents	32	6400	736-1792	.411	204-577	.354	354-524	.676	1048-32.8	592	359	501	78	238	2030-63.4

## 2001-02 -- Record 19-15, 6-10 in the SEC, NIT Second Round

	GM	MIN	FG-FGA	PCT.	3FG-FGA	PCT.	FT-FTA	PCT.	REB-AVG.	PF	A	TO	BLK	STL	PTS-AVG
LSU	34	6850	850-1860	.457	204-561	.364	420-626	.671	1217-35.8	572	467	517	79	280	2324-68.4
Opponents	34	6850	797-1913	.417	226-684	.330	356-575	.619	1130-33.2	595	402	511	93	263	2176-64.0

## 2000-01 -- Record 13-16, 2-14 in the SEC

	GM	MIN	FG-FGA	PCT.	3FG-FGA	PCT.	FT-FTA	PCT.	REB-AVG.	PF	A	TO	BLK	STL	PTS-AVG
LSU	29	5850	720-1624	.443	194-544	.357	435-629	.692	1020-35.2	507	438	454	85	257	2069-71.3
Opponents	29	5850	717-1643	.436	211-572	.369	334-498	.671	994-34.3	567	405	489	75	225	1979-68.2

## 1999-2000 -- Record 28-6, 12-4 in the SEC, SEC Champions, NCAA Sweet 16

	GM	MIN	FG-FGA	PCT.	3FG-FGA	PCT.	FT-FTA	PCT.	REB-AVG.	PF	A	TO	BLK	STL	PTS-AVG
LSU	34	6800	915-1880	.487	196-558	.351	552-858	.643	1373-40.4	549	503	593	180	313	2578-75.8
Opponents	34	6800	781-2046	.382	233-745	.313	337-531	.635	1100-32.4	743	402	461	60	265	2132-62.7

## 1998-99 -- Record 12-15, 4-12 in the SEC

	GM	MIN	FG-FGA	PCT.	3FG-FGA	PCT.	FT-FTA	PCT.	REB-AVG.	PF	A	TO	BLK	STL	PTS-AVG
LSU	27	5500	625-1461	.428	154-451	.341	389-605	.643	1071-39.7	497	372	534	102	189	1793-66.4
Opponents	27	5500	676-1675	.404	177-519	.341	332-493	.673	949-35.1	537	355	384	69	290	1861-68.9

## 1997-98 -- Record 9-18, 2-14 in the SEC

	GM	MIN	FG-FGA	PCT.	3FG-FGA	PCT.	FT-FTA	PCT.	REB-AVG.	PF	A	TO	BLK	STL	PTS-AVG
LSU	27	5400	579-1364	.425	140-425	.329	382-592	.645	972-36.0	469	314	487	47	166	1680-62.2
Opponents	27	5400	655-1546	.424	151-452	.334	304-464	.655	886-32.8	532	315	379	119	246	1765-65.4

# Year-by-Year Team Statistics

HISTORY



## 1996-97 -- Record 10-20, 3-13 in the SEC

	GM	MIN	FG-FGA	PCT.	3FG-FGA	PCT.	FT-FTA	PCT.	REB-AVG	PF	A	TO	BLK	STL	PTS-AVG
LSU	30	5550	730-1765	.414	107-375	.285	433-624	.694	1172-39.1	585	415	548	96	221	2000-66.7
Opponents	30	5550	721-1745	.413	221-605	.365	451-675	.667	1066-35.5	562	442	469	88	301	2114-70.5

## 1995-96 -- Record 12-17, 4-12 in the SEC

	GM	MIN	FG-FGA	PCT.	3FG-FGA	PCT.	FT-FTA	PCT.	REB-AVG	PF	A	TO	BLK	STL	PTS-AVG
LSU	29	5800	809-1911	.423	194-614	.316	453-673	.673	1201-41.4	614	438	481	102	273	2265-78.1
Opponents	29	5800	786-1823	.431	221-646	.342	507-758	.669	1146-39.5	593	482	473	88	238	2300-79.3

## 1994-95 -- Record 12-15, 6-10 in the SEC

	GM	MIN	FG-FGA	PCT.	3FG-FGA	PCT.	FT-FTA	PCT.	REB-AVG	PF	A	TO	BLK	STL	PTS-AVG
LSU	27	4645	791-1770	.447	185-541	.342	384-572	.671	1103-40.9	637	479	521	120	241	2151-79.7
Opponents	27	4645	718-1666	.431	226-629	.359	529-784	.675	1022-37.9	541	449	486	86	269	2191-81.2

## 1993-94 -- Record 11-16, 5-11 in the SEC

	GM	MIN	FG-FGA	PCT.	3FG-FGA	PCT.	FT-FTA	PCT.	REB-AVG	PF	A	TO	BLK	STL	PTS-AVG
LSU	27	5450	776-1808	.429	194-564	.326	425-651	.653	1035-38.3	576	371	434	68	271	2161-80.0
Opponents	27	5450	809-1855	.489	164-484	.339	413-671	.616	1982-40.1	543	491	515	119	172	2195-81.3

## 1992-93 -- Record 22-11, 9-7 in the SEC, NCAA Tournament

	GM	MIN	FG-FGA	PCT.	3FG-FGA	PCT.	FT-FTA	PCT.	REB-AVG	PF	A	TO	BLK	STL	PTS-AVG
LSU	33	6625	944-2155	.438	193-525	.368	516-754	.684	1291-39.1	600	493	486	100	316	2597-78.7
Opponents	33	6625	919-1982	.464	192-595	.323	403-647	.623	1208-36.6	652	530	592	158	237	2433-73.7

## 1991-92 -- Records 21-10, 12-4 in the SEC, NCAA Tournament

	GM	MIN	FG-FGA	PCT.	3FG-FGA	PCT.	FT-FTA	PCT.	REB-AVG	PF	A	TO	BLK	STL	PTS-AVG
LSU	31	6225	1000-2039	.490	187-510	.367	526-820	.642	1308-42.2	574	519	533	206	311	2713-87.5
Opponents	31	6225	869-2064	.421	181-557	.325	435-643	.677	1170-37.7	622	450	535	78	242	2354-75.9

## 1990-91 -- Record 20-10, 13-5 in the SEC, SEC Champions, NCAA Tournament

	GM	MIN	FG-FGA	PCT.	3FG-FGA	PCT.	FT-FTA	PCT.	REB-AVG	PF	A	TO	BLK	STL	PTS-AVG
LSU	30	6000	1010-2040	.495	120-368	.326	573-840	.682	1316-43.9	572	566	538	198	316	2713-90.4
Opponents	30	6000	903-2129	.424	190-537	.354	427-621	.688	1161-38.7	634	479	537	76	260	2423-80.8

## 1989-90 -- Record 23-9, 12-6 in the SEC, NCAA Tournament

	GM	MIN	FG-FGA	PCT.	3FG-FGA	PCT.	FT-FTA	PCT.	REB-AVG	PF	A	TO	BLK	STL	PTS-AVG
LSU	32	6475	1116-2194	.509	153-426	.359	536-804	.667	1457-45.5	661	526	514	225	255	2921-91.3
Opponents	32	6475	901-2222	.405	257-734	.350	561-800	.701	1223-38.2	676	461	471	83	274	2620-81.9

## 1988-89 -- Record 20-12, 11-7 in the SEC, NCAA Tournament

	GM	MIN	FG-FGA	PCT.	3FG-FGA	PCT.	FT-FTA	PCT.	REB-AVG	PF	A	TO	BLK	STL	PTS-AVG
LSU	32	6450	1115-2303	.484	179-461	.388	557-723	.770	1236-38.6	654	525	436	103	267	2966-92.7
Opponents	32	6450	1096-2263	.484	163-452	.361	506-752	.674	1344-42.0	636	545	519	114	231	2861-89.4

## 1987-88 -- Record 16-14, 10-8 in the SEC, NCAA Tournament

	GM	MIN	FG-FGA	PCT.	3FG-FGA	PCT.	FT-FTA	PCT.	REB-AVG	PF	A	TO	BLK	STL	PTS-AVG
LSU	30	6025	798-1732	.461	87-260	.335	430-612	.703	1080-36.0	587	468	440	53	219	2113-70.4
Opponents	30	6025	769-1713	.449	118-356	.331	416-602	.691	1039-34.6	557	400	437	77	173	2072-69.1

## 1986-87 -- Record 24-15, 8-10 in the SEC, NCAA Elite 8

	GM	MIN	FG-FGA	PCT.	3FG-FGA	PCT.	FT-FTA	PCT.	REB-AVG	PF	A	TO	BLK	STL	PTS-AVG
LSU	39	7900	1047-2261	.463	181-451	.401	510-782	.652	1401-35.9	747	527	602	118	352	2785-71.3
Opponents	39	7900	973-2240	.435	150-385	.390	569-776	.733	1417-36.3	780	418	638	112	256	2658-67.9

## 1985-86 -- Record 26-12, 9-9 in the SEC, NCAA Final Four

	GM	MIN	FG-FGA	PCT.	3FG-FGA	PCT.	FT-FTA	PCT.	REB-AVG	PF	A	TO	BLK	STL	PTS-AVG
LSU	38	7650	1170-2327	.503			537-716	.750	1298-34.2	657	577	549	75	306	2877-75.7
Opponents	38	7650	1113-2257	.493			453-645	.702	1220-32.1	710	560	609	118	241	2679-70.5

# Year-by-Year Team Statistics

## 1984-85 -- Record 19-10, 13-5 in the SEC, NCAA Tournament

	GM	MIN	FG-FGA	PCT.	FT-FTA	PCT.	REB-AVG	PF	A	TO	BLK	STL	PTS-AVG
LSU	29	5810	875-1745	.501	379-531	.714	1020-35.2	571	468	444	65	224	2129-73.4
Opponents	29	5810	773-1636	.472	467-634	.737	918-31.3	545	361	447	62	189	2013-69.4

## 1983-84 -- Record 18-11, 11-7 in the SEC, NCAA Tournament

	GM	MIN	FG-FGA	PCT.	FT-FTA	PCT.	REB-AVG	PF	A	TO	BLK	STL	PTS-AVG
LSU	29	5866	826-1767	.467	508-744	.656	1084-37.4	575	406	465	62	275	2160-74.5
Opponents	29	5866	770-1636	.471	533-747	.714	1079-37.2	655	366	515	82	167	2073-71.5

## 1982-83 -- Record 19-13, 10-8 in the SEC, NIT

	GM	MIN	FG-FGA	PCT.	FT-FTA	PCT.	REB-AVG	PF	A	TO	BLK	STL	PTS-AVG
LSU	32	6475	917-1882	.487	500-753	.664	1190-37.2	663	405	444	80	272	2334-72.9
Opponents	32	6475	858-1848	.464	439-655	.670	1078-33.7	669	400	444	80	175	2155-67.3

## 1981-82 -- Record 14-14, 11-7 in the SEC, NIT

	GM	MIN	FG-FGA	PCT.	FT-FTA	PCT.	REB-AVG	PF	A	TO	BLK	STL	PTS-AVG
LSU	28	5810	762-1589	.480	377-570	.661	825-29.8	570	302	302	30	209	1901-67.9
Opponents	28	5810	759-1485	.511	378-557	.679	994-35.5	576	389	302	81	125	1896-67.7

## 1980-81 -- Record 31-5, 17-1 in the SEC, SEC Champions, NCAA Final Four

	GM	MIN	FG-FGA	PCT.	FT-FTA	PCT.	REB-AVG	PF	A	TO	BLK	STL	PTS-AVG
LSU	36	6475	1098-2144	.512	653-944	.692	1323-36.7	727	527	444	65	224	2851-79.2
Opponents	36	6475	971-2060	.471	507-705	.719	1180-32.8	848	467	444	65	224	2449-68.0

## 1979-80 -- Record 26-6, 14-4 in the SEC, SEC Tournament Champs, NCAA Elite 8

	GM	MIN	FG-FGA	PCT.	FT-FTA	PCT.	REB-AVG	PF	A	TO	BLK	STL	PTS-AVG
LSU	32	6475	1019-2002	.509	489-689	.710	1210-37.8	669	446	444	65	224	2528-79.0
Opponents	32	6475	912-1891	.482	464-678	.684	1053-32.9	669	421	444	65	224	2288-71.5

## 1978-79 -- Record 23-6, 14-4 in the SEC, SEC Champions, NCAA Tournament

	GM	MIN	FG-FGA	PCT.	FT-FTA	PCT.	REB-AVG	PF	A	TO	BLK	STL	PTS-AVG
LSU	29	5810	964-1852	.521	473-705	.671	1226-42.3	697	424	444	65	224	2401-82.8
OPPONENT	29	5810	820-1812	.453	528-764	.691	1006-34.7	662	325	444	65	224	2168-74.8

## 1977-78 -- Record 18-9, 12-6 in the SEC

	GM	MIN	FG-FGA	PCT.	FT-FTA	PCT.	REB-AVG	PF	A	TO	BLK	STL	PTS-AVG
LSU	27	5810	899-1867	.480	473-709	.667	1247-46.2	675	335	444	65	224	2271-84.1
OPPONENT	27	5810	771-1741	.443	496-703	.710	1012-37.5	645	274	444	65	224	2038-75.5

## 1976-77 -- Record 15-12, 8-10 in the SEC

	GM	MIN	FG-FGA	PCT.	FT-FTA	PCT.	REB-AVG	PF	A	TO	BLK	STL	PTS-AVG
LSU	27	5810	853-1879	.451	456-655	.696	1228-45.5	638	520	444	65	224	2162-80.1
Opponents	27	5810	839-1865	.449	461-652	.707	1127-41.7	600	468	444	65	224	2139-79.2

## 1975-76 -- Record 12-14, 5-13 in the SEC

	GM	MIN	FG-FGA	PCT.	FT-FTA	PCT.	REB-AVG	PF	A	TO	BLK	STL	PTS-AVG
LSU	26	5810	877-1854	.473	392-587	.668	1126-43.3	593	538	444	65	224	2146-82.5
Opponents	26	5810	843-1857	.454	428-632	.677	1146-44.1	576	410	444	65	224	2114-81.3

## 1974-75 -- Record 10-16, 6-12 in the SEC

	GM	MIN	FG-FGA	PCT.	FT-FTA	PCT.	REB-AVG	PF	A	TO	BLK	STL	PTS-AVG
LSU	26	5810	889-1939	.459	392-559	.701	1092-42.0	583	616	444	65	224	2170-83.5
Opponents	26	5810	952-1967	.484	427-587	.729	1226-47.2	578	499	444	65	224	2331-89.7

## 1973-74 -- Record 12-14, 6-12 in the SEC

	GM	MIN	FG-FGA	PCT.	FT-FTA	PCT.	REB-AVG	PF	A	TO	BLK	STL	PTS-AVG
LSU	26	5810	864-1771	.488	401-568	.706	1106-42.5	639	449	444	65	224	2129-81.9
Opponents	26	5810	796-1781	.447	457-664	.710	1140-43.9	462	330	444	65	224	2047-78.7

## 1972-73 -- Record 14-10, 9-9 in the SEC

	GM	MIN	FG-FGA	PCT.	FT-FTA	PCT.	REB-AVG	PF	A	TO	BLK	STL	PTS-AVG
LSU	24	5810	711-1472	.483	398-553	.720	954-39.8	520	336	444	65	224	1820-75.8
Opponents	24	5810	726-1602	.453	360-522	.689	1000-41.7	526	362	444	65	224	1812-75.5

## 1971-72 -- Record 10-16, 6-12 in the SEC

	GM	MIN	FG-FGA	PCT.	FT-FTA	PCT.	REB-AVG	PF	A	TO	BLK	STL	PTS-AVG
LSU	26	5810	780-1639	.476	440-660	.667	1113-42.8	554-27	413	444	65	224	2000-76.9
Opponents	26	5810	807-1786	.452	521-728	.716	1152-44.3	496-21	---	444	65	224	2135-82.1

## 1970-71 -- Record 14-12, 10-8 in the SEC

	GM	MIN	FG-FGA	PCT.	FT-FTA	PCT.	REB-AVG	PF	A	TO	BLK	STL	PTS-AVG
LSU	26	5810	897-1725	.520	433-664	.652	1197-46.0	471	440	444	65	224	2227-85.6
Opponents	26	5810	874-1985	.440	441-608	.752	1140-43.8	497	---	444	65	224	2189-84.1

## 1969-70 -- Record 22-10, 13-5 in the SEC, NIT Semifinalist

	GM	MIN	FG-FGA	PCT.	FT-FTA	PCT.	REB-AVG	PF	A	TO	BLK	STL	PTS-AVG
LSU	32	6475	1159-2403	.482	667-917	.727	1691-52.8	660	450	444	65	224	2985-93.3
Opponents	32	6475	1117-2497	.447	626-928	.675	1485-46.4	670	---	444	65	224	2860-89.4

# Year-by-Year Team Statistics

HISTORY

## 1968-69 -- Record 13-13, 7-11 in the SEC

	GM	FG-FGA	PCT.	FT-FTA	PCT.	REB-AVG.	PF	A	PTS-AVG
LSU	26	935-1949	.480	446-653	.683	1197-46.0	502	334	2316-89.1
Opponents	26	903-2003	.451	469-671	.699	1326-51.0	503	---	2275-87.5

## 1967-68 -- Record 14-12, 8-10 in the SEC

	GM	FG-FGA	PCT.	FT-FTA	PCT.	REB-AVG.	PF	A	PTS-AVG
LSU	26	905-1933	.468	498-697	.714	1152-44.3	543	297	2308-88.7
Opponents	26	885-1939	.456	499-715	.697	1346-51.7	522	---	2239-86.1

## 1966-67 -- Record 3-23, 1-17 in the SEC

	GM	FG-FGA	PCT.	FT-FTA	PCT.	REB-AVG.	PF	A	PTS-AVG
LSU	26	758-1803	.420	419-621	.675	1075-43.3	501	274	1935-74.4
Opponents	26	875-1779	.492	482-668	.722	1262-48.5	469	---	2332-85.9

## 1965-66 -- Record 6-20, 2-14 in the SEC

	GM	FG-FGA	PCT.	FT-FTA	PCT.	REB-AVG.	PF	A	PTS-AVG
LSU	26	742-1739	.426	460-655	.702	1116-43.1	576	---	1944-74.7
Opponents	26	823-1858	.442	545-786	.693	1332-51.2	526	---	2194-84.2

## 1964-65 -- Record 12-14, 7-9 in the SEC

	GM	FG-FGA	PCT.	FT-FTA	PCT.	REB-AVG.	PF	A	PTS-AVG
LSU	26	730-1922	.379	466-672	.693	1298-49.9	496	---	1926-74.0
OPPONENT	26	798-1810	.440	492-661	.744	1181-49.2	504	---	2088-80.3

## 1963-64 -- Record 12-13, 8-6 in the SEC

	GM	FG-FGA	PCT.	FT-FTA	PCT.	REB-AVG.	PF	A	PTS-AVG
LSU	25	687-1643	.418	458-621	.737	1175-47.0	483	---	1832-73.2
Opponents	25	666-1680	.396	476-666	.714	1148-45.9	480	---	1811-72.4

## 1962-63 -- Record 12-12, 5-9 in the SEC

	GM	FG-FGA	PCT.	FT-FTA	PCT.	REB-AVG.	PF	A	PTS-AVG
LSU	24	603-1598	.377	394-557	.707	1131-47.1	402	---	1602-66.7
Opponents	24	596-1547	.386	473-704	.671	1134-47.2	440	---	1678-69.9

## 1961-62 -- Record 11-14, 6-8 in the SEC

	GM	FG-FGA	PCT.	FT-FTA	PCT.	REB-AVG.	PF	A	PTS-AVG
LSU	24	647-1586	.407	320-522	.613	1130-47.0	540	---	1614-67.2
Opponents	24	556-1409	.387	473-704	.671	1105-46.0	403	---	1585-66.0

## 1960-61 -- Record 14-11, 7-7 in the SEC

	GM	FG-FGA	PCT.	FT-FTA	PCT.	REB-AVG.	PF	A	PTS-AVG
LSU	25	609-1560	.390	385-544	.700	1075-43.0	---	---	1603-64.1
Opponents	25	600-1574	.370	427-615	.690	1124-44.9	---	---	1627-65.0

## 1959-60 -- Record 14-11, 7-7 in the SEC

	GM	FG-FGA	PCT.	FT-FTA	PCT.	REB-AVG.	PF	A	PTS-AVG
LSU	23	537-1484	.350	418-622	.650	968-42.0	487	---	1501-65.2
Opponents	23	556-1409	.410	488-694	.700	1127-44.6	438	---	1703-74.0

## 1958-59 -- Record 10-15, 2-12 in the SEC

	GM	FG-FGA	PCT.	FT-FTA	PCT.	REB-AVG.	PF	A	PTS-AVG
LSU	25	651-1771	.367	381-596	.639	---	498	---	1682-67.2
OPPONENT	25	656-1786	.367	486-717	.677	---	432	---	1788-71.5

## 1957-58 -- Record 7-18, 3-11 in the SEC

	GM	FG-FGA	PCT.	FT-FTA	PCT.	REB-AVG.	PF	A	PTS-AVG
LSU	25	583-1835	.320	412-659	.620	968-38.7	530	---	1576-63.0
Opponents	25	677-1907	.350	429-741	.540	1306-52.2	477	---	1848-73.5

## 1956-57 -- Record 6-19, 1-13 in the SEC

	GM	FG-FGA	PCT.	FT-FTA	PCT.	REB-AVG.	PF	A	PTS-AVG
LSU	25	637-1863	.340	451-691	.650	1096-43.8	530	---	1576-63.0
Opponents	25	670-1801	.370	603-863	.700	1305-52.2	419	---	1943-77.7

## 1955-56 -- Record 7-17, 5-9 in the SEC

	GM	FG-FGA	PCT.	FT-FTA	PCT.	REB-AVG.	PF	A	PTS-AVG
LSU	24	654-1803	.360	501-759	.660	1100-45.8	534	---	1809-75.4
Opponents	24	724-1915	.380	565-881	.640	1260-52.5	450	---	2013-83.9

## 1954-55 -- Record 6-18, 3-11 in the SEC

	GM	FG-FGA	PCT.	FT-FTA	PCT.	REB-AVG.	PF	A	PTS-AVG
LSU	24	562-1731	.324	473-724	.653	1115-46.5	462	---	1601-66.7
Opponents	24	652	---	498-789	.631	---	430	---	1802-75.1

## 1953-54 -- Record 20-5, 14-0 in the SEC

	GM	FG-FGA	PCT.	FT-FTA	PCT.	REB-AVG.	PF	A	PTS-AVG
LSU	25	678-1802	.376	519-742	.699	---	---	---	1875-75.0
Opponents	25	503	---	514-784	.655	---	---	---	1514-60.5

# Starting Lineups by Year

Since 1974-75 (Lineups compiled based on most starts and lineups at end of season)

## 2014

G Anthony Hickey	Jr.	8.4 ppg	3.7 apg
G Andre Stringer	Sr.	11.8 ppg	2.6 apg
F Jarell Martin	Fr.	10.3 ppg	4.6 rpg
F Jordan Mickey	Fr.	12.7 ppg	7.9 rpg
F J. O'Bryant III	Jr.	15.4 ppg	7.7 rpg

## 2013

G Anthony Hickey	So.	11.2 ppg	3.7 apg
G Andre Stringer	Jr.	10.4 ppg	2.1 apg
G C. Carmouche	Sr.	10.7 ppg	3.6 apg
C Andrew Del Piero	Sr.	4.3 ppg	3.1 rpg
F J. O'Bryant III	So.	13.6 ppg	8.7 rpg

## 2012

G Anthony Hickey	Fr.	8.9 ppg	3.8 apg
G Andre Stringer	So.	10.1 ppg	2.7 apg
C Justin Hamilton	Jr.	12.9 ppg	7.2 rpg
F Ralston Turner	So.	9.1 ppg	3.0 rpg
F J. O'Bryant III	Fr.	8.5 ppg	6.7 rpg

## 2011

G Andre Stringer	Fr.	11.2 ppg	2.6 apg
G Ralston Turner	Fr.	12.3 ppg	2.6 rpg
F M. Derenbecker	Fr.	6.5 ppg	2.1 rpg
F Storm Warren	Jr.	7.7 ppg	5.7 rpg
F Malcolm White	Jr.	7.6 ppg	5.1 rpg

## 2010

G Bo Spencer	So.	14.5 ppg	2.5 rpg
G Chris Bass	So.	2.3 ppg	2.4 rpg
G Aaron Dotson	Fr.	3.2 ppg	1.3 rpg
F Storm Warren	So.	11.8 ppg	7.2 rpg
F Tasmin Mitchell	Sr.	16.8 ppg	9.4 rpg

## 2009

G M. Thornton	Sr.	21.1 ppg	5.5 rpg
G Bo Spencer	So.	11.4 ppg	2.9 rpg
G Garrett Temple	Sr.	7.1 ppg	4.5 rpg
C Chris Johnson	Sr.	7.7 ppg	7.2 rpg
F Tasmin Mitchell	Jr.	16.4 ppg	7.2 rpg

## 2008

G M. Thornton	Jr.	19.6 ppg	5.6 rpg
G Garrett Temple	Jr.	6.4 ppg	4.2 rpg
G Terry Martin	Jr.	8.3 ppg	2.5 rpg
F A. Randolph	Fr.	15.6 ppg	8.5 rpg
C Chris Johnson	Jr.	11.6 ppg	6.6 rpg

## 2007

G Garrett Temple	So.	8.6 ppg	3.7 rpg
G Terry Martin	So.	10.5 ppg	2.8 rpg
F Darnell Lazare	Sr.	7.4 ppg	4.5 rpg
F Tasmin Mitchell	So.	14.5 ppg	5.9 rpg
F Glen Davis	Jr.	17.7 ppg	10.4 rpg

## 2006

G Darrell Mitchell	Sr.	16.8 ppg	3.7 rpg
G Garrett Temple	Fr.	5.1 ppg	2.6 rpg
F Tasmin Mitchell	Fr.	11.4 ppg	5.6 rpg
F Glen Davis	So.	18.6 ppg	9.7 rpg
F Tyrus Thomas	Fr.	12.3 ppg	9.2 rpg

## 2005

G Tack Minor	Jr.	10.8 ppg	3.9 rpg
G Antonio Hudson	Jr.	13.1 ppg	3.2 rpg
G Darrell Mitchell	Jr.	13.1 ppg	2.6 rpg
F Brandon Bass	So.	17.3 ppg	9.1 rpg
F Glen Davis	Fr.	13.5 ppg	8.8 rpg

## 2004

G Xavier Whipple	So.	4.1 ppg	2.4 rpg
G Antonio Hudson	So.	10.2 ppg	3.9 rpg.
F Brandon Bass	Fr.	12.8 ppg	7.4 rpg
F Jaime Lloreda	Sr.	16.9 ppg	11.6 rpg
F Regis Koundia	So.	3.9 ppg	3.6 rpg

## 2003

G Torris Bright	Sr.	11.1 ppg	3.1 rpg
G Collis Temple III	Sr.	10.8 ppg	3.5 rpg
G Antonio Hudson	Fr.	7.5 ppg	2.9 rpg
F Ronald Dupree	Sr.	15.8 ppg	7.8 rpg
F Jaime Lloreda	Jr.	12.3 ppg	9.0 rpg

## 2002

G Torris Bright	Jr.	13.4 ppg	3.8 rpg
G Jermaine Williams	So.	6.3 ppg	4.6 rpg
G Collis Temple III	Jr.	13.4 ppg	6.0 rpg
F Ronald Dupree	Jr.	16.2 ppg	8.5 rpg
F Brad Bridgewater	Jr.	6.7 ppg	3.9 rpg

## 2001

G Torris Bright	So.	10.8 ppg	2.8 rpg
G Collis Temple III	So.	14.1 ppg	4.6 rpg
F Ronald Dupree	So.	17.3 ppg	8.8 rpg
F Brian Beshara	Sr.	11.2 ppg	6.0 rpg
F Jermaine Williams	Fr.	7.4 ppg	3.9 rpg

## 2000

G Torris Bright	Fr.	10.0 ppg	3.7 rpg
G Lamont Roland	Jr.	10.9 ppg	4.6 rpg
F Brian Beshara	Jr.	11.0 ppg	5.1 rpg
F Jabari Smith	Sr.	12.5 ppg	7.0 rpg
F Stomile Swift	So.	16.2 ppg	8.2 rpg

## 1999

G Maurice Carter	Sr.	17.3 ppg	5.7 rpg
G Willie Anderson	Sr.	7.3 ppg	2.9 rpg
F Brian Beshara	So.	11.0 ppg	5.3 rpg
F Jabari Smith	Jr.	12.7 ppg	9.7 rpg
F Stomile Swift	Fr.	7.6 ppg	4.3 rpg

## 1998

G Maurice Carter	Jr.	14.4 ppg	3.7 rpg
G Willie Anderson	Jr.	12.9 ppg	3.2 rpg
F DeJuan Colling	Jr.	8.8 ppg	3.7 rpg
F Rogers Washington	Jr.	9.2 ppg	4.1 rpg
F Cedric Carter	Jr.	8.1 ppg	6.1 rpg

## 1997

G Gene Nabors	So.	5.0 ppg	2.7 rpg
G Maurice Carter	Fr.	9.8 ppg	2.3 rpg
F Duane Spencer	Sr.	15.1 ppg	7.7 rpg
F Rogers Washington	So.	8.4 ppg	4.3 rpg
F Nick Sheppard	So.	7.1 ppg	5.7 rpg

## 1996

G Gene Nabors	Fr.	5.2 ppg	4.2 rpg
G Ronnie Henderson	Jr.	21.8 ppg	4.7 rpg
F Roman Rubchenko	Sr.	11.2 ppg	6.9 rpg
F Duane Spencer	Jr.	7.9 ppg	5.7 rpg
G Deuce Ford	Jr.	11.5 ppg	5.4 rpg

## 1995

G Randy Livingston	Fr.	14.0 ppg	4.0 rpg
G Ronnie Henderson	So.	23.3 ppg	5.3 rpg
F Clarence Caesar	Sr.	12.6 ppg	7.0 rpg
F Landers Nolley	Jr.	10.7 ppg	4.7 rpg
F Roman Rubchenko	Jr.	9.8 ppg	5.9 rpg

## 1994

G Jaime Brandon	Jr.	16.5 ppg	5.7 rpg
G Andre' Owens	Sr.	9.0 ppg	1.6 rpg
G Sean Gipson	Sr.	5.7 ppg	5.1 rpg
F Clarence Carter	Jr.	14.6 ppg	6.3 rpg
F Lenear Burns	Sr.	9.3 ppg	5.4 rpg

## 1993

G Mike Hansen	Sr.	5.9 ppg	1.0 rpg
C Geert Hammink	Sr.	15.3 ppg	10.2 rpg
G Sean Gipson	Jr.	9.2 ppg	4.9 rpg
F Andre' Owens	Jr.	8.1 ppg	1.9 rpg
F Clarence Caesar	Jr.	9.8 ppg	6.2 rpg

## 1992

G Justin Anderson	Sr.	7.4 ppg	2.5 rpg
G Jamie Brandon	Fr.	10.5 ppg	2.5 rpg
C Shaquille O'Neal	Jr.	24.1 ppg	14.0 rpg
F Vernel Singleton	Sr.	14.3 ppg	6.6 rpg
F Clarence Caesar	So.	11.5 ppg	4.8 rpg

## 1991

G Mike Hansen	So.	12.7 ppg	2.2 rpg
G T.J. Pugh	Jr.	6.6 ppg	3.7 rpg
G Shawn Griggs	Fr.	8.9 ppg	3.8 rpg
C Shaquille O'Neal	So.	27.6 ppg	14.7 rpg
F Vernel Singleton	Jr.	15.2 ppg	5.9 rpg

## 1990

G Chris Jackson	So.	27.8 ppg	2.5 rpg
G Maurice Williamson	So.	12.2 ppg	2.3 rpg
C Shaquille O'Neal	Fr.	13.9 ppg	12.0 rpg
F Wayne Sims	Jr.	7.8 ppg	4.8 rpg
F Stanley Roberts	Jr.	14.1 ppg	9.8 rpg

## 1989

G Chris Jackson	Fr.	30.2 ppg	3.4 rpg
G Lyle Morton	So.	8.2 ppg	3.2 rpg
F Wayne Sims	So.	13.3 ppg	7.6 rpg
F Vernel Singleton	Fr.	10.8 ppg	7.8 rpg
F Ricky Blanton	Sr.	20.3 ppg	8.2 rpg

## 1988

G Daryle Joe	So.	11.9 ppg	2.7 rpg
G Fess Irvin	Jr.	3.6 ppg	1.3 rpg
F Ricky Blanton	Jr.	17.0 ppg	8.8 rpg
F Jose Vargas	Sr.	14.5 ppg	8.2 rpg
F Bernard Woodside	Sr.	5.8 ppg	4.2 rpg

## 1987

G Danyl Joe	Fr.	8.4 ppg	2.9 rpg
G Oliver Brown	Sr.	6.5 ppg	7.3 rpg
F Nikita Wilson	Sr.	15.6 ppg	7.0 rpg
F Bernard Woodside	Jr.	6.9 ppg	4.0 rpg
F Anthony Wilson	Sr.	16.6 ppg	3.6 rpg

## 1986

G Derrick Taylor	Sr.	13.8 ppg	1.7 rpg
G Don Redden	Sr.	13.0 ppg	4.8 rpg
C Ricky Blanton	So.	6.3 ppg	4.9 rpg
F John Williams	So.	17.8 ppg	8.5 rpg
F Jose Vargas	So.	3.0 ppg	2.5 rpg

## 1985

G Don Redden	Jr.	9.7 ppg	2.9 rpg
G Derrick Taylor	Jr.	9.1 ppg	1.7 rpg
F Nikita Wilson	So.	15.0 ppg	6.9 rpg
F John Williams	Fr.	13.4 ppg	6.6 rpg
F Jerry Reynolds	Jr.	11.0 ppg	6.1 rpg

## 1984

G Derrick Taylor	So.	13.4 ppg	1.7 rpg
G John Tudor	Sr.	8.2 ppg	3.6 rpg
C Leonard Mitchell	Sr.	11.9 ppg	7.3 rpg
F Jerry Reynolds	So.	14.2 ppg	8.2 rpg
F Nikita Wilson	Fr.	6.0 ppg	5.2 rpg

## 1983

G Johnny Jones	Jr.	6.5 ppg	4.0 rpg
G John Tudor	Jr.	6.7 ppg	3.1 rpg
F Howard Carter	Sr.	17.6 ppg	4.7 rpg
C Leonard Mitchell	Jr.	14.7 ppg	9.1 rpg
F Jerry Reynolds	Fr.	10.6 ppg	6.2 rpg

## 1982

G Derrick Taylor	So.	13.4 ppg	1.7 rpg
G Johnny Jones	So.	5.0 ppg	1.1 rpg
G John Tudor	So.	2.7 ppg	2.9 rpg
C Leonard Mitchell	So.	13.9 ppg	7.6 rpg
F Howard Carter	Jr.	16.3 ppg	5.6 rpg

## 1981

G Ethan Martin	Sr.	11.5 ppg	2.9 rpg
G Howard Carter	So.	16.0 ppg	4.1 rpg
C Grey Cook	Sr.	9.2 ppg	5.3 rpg
F Durand Macklin	Sr.	15.9 ppg	9.8 rpg
F Leonard Mitchell	Fr.	10.8 ppg	7.2 rpg

## 1980

G Ethan Martin	Jr.	11.9 ppg	1.9 rpg
G Howard Carter	Fr.	10.5 ppg	3.4 rpg
C Grey Cook	Jr.	4.4 ppg	5.8 rpg
F Durand Macklin	Jr.	17.6 ppg	9.7 rpg
F DeWayne Scales	Jr.	16.3 ppg	7.9 rpg

## 1979

G Al Green	Sr.	17.7 ppg	3.4 rpg
G Ethan Martin	So.	9.7 ppg	2.5 rpg
C Lionel Green	Sr.	9.7 ppg	11.1 rpg
F DeWayne Scales	So.	19.4 ppg	9.1 rpg
F Greg Cook	So.	6.3 ppg	6.3 rpg

## 1978

G Kenny Higgs	Sr.	13.7 ppg	2.2 rpg
G Jordy Hultberg	So.	9.7 ppg	2.1 rpg
C Lionel Green	Jr.	5.2 ppg	7.2 rpg
F Durand Macklin	So.	19.0 ppg	10.6 rpg
F DeWayne Scales	Fr.	12.8 ppg	9.4 rpg

## 1977

G Kenny Higgs	Jr.	17.7 ppg	3.0 rpg
G Jordy Hultberg	Fr.	12.8 ppg	2.2 rpg
C Greg Cook	Jr.	11.5 ppg	9.2 rpg
F Bob Miller	Sr.	8.9 ppg	2.3 rpg
F Durand Macklin	Fr.	14.8 ppg	11.8 rpg

## 1976

G Kenny Higgs	So.	22.2 ppg	3.5 rpg
G Donald Newman	Fr.	5.5 ppg	2.3 rpg
C Floyd Bailey	So.	11.5 ppg	8.1 rpg
F Ed LeBlanc	Sr.	10.7 ppg	10.4 rpg
F Lionel Green	Fr.	5.4 ppg	6.3 rpg

## 1975

G Kenny Higgs	Fr.	21.7 ppg	10.0 rpg
G Mike Darnall	Sr.	6.3 ppg	4.1 rpg



## 1942-43

LSU 101, Camp Livingston 50 (H)

## 1951-52

LSU 103, Mississippi State 78 (H) - Jan. 14, 1952

## 1952-53

LSU 124, Southwestern (Tenn.) 33 (H) - Dec. 8, 1952  
LSU 100, Villanova 94 (Sugar Bowl-NO) - Dec. 29, 1952

## 1953-54

LSU 128, Louisiana College 74 (H) - Dec. 7, 1953  
LSU 100, Georgia 53 (H) - Jan. 9, 1954

## 1955-56

LSU 100, Ole Miss 76 (H) - Feb. 6, 1956

## 1967-68

Florida State 130, LSU 100 (Milw. Cl.) - Dec. 16, 1967  
LSU 111, Mississippi St. 87 (H) - Dec. 22, 1967  
LSU 100, Tulane 91 (A) - Jan. 11, 1968  
LSU 104, Clemson 81 (H) - Jan. 24, 1968

## 1968-69

LSU 109, Loyola (N.O.) 82 (A) - Dec. 2, 1968  
LSU 101, Oklahoma City 85 (A) - Dec. 28, 1968  
LSU 120, Pittsburgh 79 (H) - Jan. 31, 1969

## 1969-70

LSU 100, Loyola (N.O.) 87 (H) - Dec. 9, 1969  
LSU 109, Vanderbilt 86 (H) - Dec. 11, 1969  
LSU 111, Clemson 103 (A) - Dec. 20, 1969  
LSU 109, Ole Miss 86 (H) - Jan. 31, 1970  
LSU 109, Mississippi State 91 (H) - Feb. 2, 1970  
Alabama 106, LSU 104 (A) - Feb. 7, 1970  
LSU 127, Tulane 114 (H) - Feb. 9, 1970  
Kentucky 121, LSU 105 (H) - Feb. 21, 1970  
LSU 103, Ole Miss 90 (A) - Feb. 28, 1970

## 1970-71

LSU 109, Loyola (N.O.) 103 (A) - Dec. 1, 1970  
LSU 106, Auburn 92 (A) - Jan. 9, 1971  
LSU 107, Alabama 78 (H) - Feb. 6, 1971  
LSU 114, Auburn 94 (H) - Feb. 15, 1971

## 1971-72

LSU 103, Loyola (N.O.) 85 (H) - Jan. 8, 1972

## 1972-73

LSU 107, Southern Miss 79 (H) - Feb. 19, 1973

## 1973-74

LSU 105, Iona 78 (H) - Dec. 22, 1973  
LSU 102, Boston University 64 (H) - Dec. 30, 1973  
LSU 102, Florida 81 (H) - Feb. 9, 1974

## 1974-75

LSU 105, Duke 95 (Carolina Classic) - Dec. 20, 1974  
LSU 113, St. Peter's 101 (H) - Dec. 27, 1974

## 1975-76

LSU 109, CCONY 73 (La. Classic) (H) - Nov. 28, 1975  
LSU 100, Ole Miss 75 (H) - Jan. 10, 1976

## 1976-77

LSU 100, Samford 89 (H) - Dec. 6, 1976  
LSU 101, Montana State 80 (H) - Dec. 27, 1976  
Tennessee 108, LSU 102 (H) - Jan. 15, 1977

## 1977-78

LSU 120, Tulane 88 (H) - Dec. 7, 1977  
LSU 121, Tennessee 87 (H) - Jan. 9, 1978  
LSU 101, Tennessee 86 (A) - Feb. 6, 1978  
LSU 101, Auburn 85 (OT) (A) - Feb. 20, 1978  
LSU 103, Alabama 85 (H) - March 6, 1978

## 1978-79

LSU 112, St. Francis 81 (H) - Nov. 24, 1978  
LSU 109, Tulane 85 (H) - Dec. 4, 1978  
LSU 100, Colgate 73 (H) - Dec. 29, 1978

## 1979-80

LSU 112, Florida 81 (H) - Dec. 1, 1979  
LSU 104, New Orleans 78 (H) - Dec. 3, 1979  
LSU 103, Maine 81 (H) - Dec. 15, 1979

## 1980-81

LSU 119, Tulane 81 (H) - Dec. 6, 1980  
LSU 100, UNC-Wilmington 68 (H) - Dec. 29, 1980  
LSU 100, Lamar 78 (NCAA) (A) - March 14, 1981

## 1982-83

LSU 115, Cleveland State 77 (H) - Dec. 18, 1982

## 1983-84

LSU 104, U.S. Inter. 66 (H) - Jan. 16, 1984

## 1984-85

LSU 102, Loyola (IL) 96 (H) - Nov. 28, 1984  
LSU 103, Utah State 71 (H) - Dec. 28, 1984

## 1985-86

LSU 101, Hawaii-Pacific 89 (A) - Dec. 1, 1985

## 1986-87

LSU 117, Illinois-Chicago 84 (N) - Dec. 30, 1986

## 1988-89

Louisiana Tech 111, LSU 109 (OT) (H) - Dec. 6, 1988  
LSU 111, Florida 101 (A) - Dec. 10, 1988  
LSU 128, Tennessee-Martin 89 (H) - Dec. 20, 1988  
Illinois 127, LSU 100 (H) - Dec. 22, 1988  
LSU 101, Morehead State 88 (N) - Dec. 28, 1988  
LSU 104, Auburn 77 (H) - Jan. 7, 1989  
LSU 105, Ole Miss 75 (H) - Feb. 1, 1989  
LSU 104, Auburn 91 (A) - Feb. 8, 1989  
LSU 122, Tennessee 106 (H) - Feb. 11, 1989  
Ole Miss 113, LSU 112 (OT) (A) - Feb. 4, 1989

## 1989-90

LSU 116, Lamar 76 (H) - Dec. 4, 1989  
LSU 100, Hardin Simmons 66 (H) - Dec. 30, 1989  
LSU 124, Texas 113 (N-Houston) - Jan. 2, 1990  
LSU 111, Tennessee 94 (H) - Jan. 8, 1990  
LSU 101, Vanderbilt 72 (H) - Jan. 16, 1990  
LSU 107, UNLV 105 (H) - Jan. 28, 1990  
LSU 148, Loyola Marymount 141 (OT) (H) - Feb. 3, 1990  
LSU 119, Tennessee 113 (A) - Feb. 10, 1990  
LSU 121, Vanderbilt 108 (A) - Feb. 18, 1990  
LSU 103, Ole Miss 94 (H) - March 3, 1990

## 1990-91

LSU 117, Southeastern Louisiana 68 (H) - Nov. 26, 1990  
LSU 101 Texas 87 (H) - Nov. 30, 1990  
LSU 101, Chapman 68 (H) - Dec. 7, 1990  
LSU 122, Loyola Marymount 114 (H) - Dec. 20, 1990  
LSU 118, Nicholls State 76 (H) - Dec. 29, 1990  
LSU 107, Kentucky 88 (H) - Feb. 5, 1991  
LSU 119, Tennessee 87 (H) - Feb. 23, 1991

## 1991-92

LSU 101, Louisiana-Lafayette 64 (H) - Dec. 17, 1991  
LSU 159, Northern Arizona 86 (H) - Dec. 28, 1991  
LSU 123, Nicholls State 61 (H) - Dec. 30, 1991  
LSU 115, McNeese State 67 (H) - Jan. 20, 1992  
LSU 100, Ole Miss 69 (H) - Feb. 25, 1992

## 1993-94

LSU 100, Winthrop 71 (H) - Dec. 28, 1993  
Arkansas 108, LSU 105 (OT) (H) - March 2, 1994

## 1994-95

LSU 106, Southeastern Louisiana 80 (H) - Nov. 25, 1994  
LSU 127, George Mason 104 (H) - Dec. 3, 1994  
LSU 113, Troy 78 (H) - Dec. 6, 1994  
LSU 105, Georgia State 70 (H) - Dec. 28, 1994

## 1995-96

LSU 109, Southern 100 (H) - Nov. 29, 1995  
LSU 104, Louisiana College 65 (H) - Dec. 23, 1995

## 1999-00

LSU 112, Grambling State 37 (H) - Nov. 20, 1999  
LSU 103, Wyoming 86 (N) - Nov. 27, 1999

## 2002-03

LSU 112, Centenary 65 (H) - Jan. 15, 2003

## 2004-05

LSU 113, Ohio State 101 (2OT) (H) - Jan. 15, 2005

## 2005-06

LSU 104, Nicholls State 57 (H) - Nov. 21, 2005

## 2012-13

LSU 102, Northwestern State 95 (H) - Nov. 20, 2012

## 100 Point Facts

- LSU record when LSU scores 100 or more points: 97-8 (.924)
- LSU has won 35 of the last 36 games when scoring 100 or more points, including the last 12.
- LSU record when opponents score 100 points or more: 14-76 (.156)
- LSU record when both teams score 100 points in the same game: 16-9 (.640)

## 100 Point Games by Coaches

COACH	TOT	W-L
Johnny Jones	1	1-0
John Brady	5	5-0
Dale Brown	71	66-5
Press Maravich	21	18-3
Harry Rabenhorst	6	6-0
Dale Morey	1	1-0

# Overtime Games

DATE	SCORE	SITE
01/13/41	Alabama 36, LSU 32	Tuscaloosa, Ala.
02/27/42	Alabama 45, LSU 31	Louisville, Ky.
03/04/50	Tennessee 81, LSU 79	Knoxville, Tenn.
01/08/55	Georgia 76, LSU 70	Athens, Ga.
02/12/55	Georgia Tech 79, LSU 72	Baton Rouge
12/08/56	Loyola (N.O.) 77, LSU 73	Baton Rouge
01/18/57	Tulane 66, LSU 64	Baton Rouge
12/10/59	Loyola (N.O.) 66, LSU 65	Baton Rouge
1960-61	Duke 80, LSU 74	Durham, N.C.
1960-61	LSU 73, Texas Tech 69	Lubbock, Texas
1960-61	Furman 56, LSU 55 (3ot)	Greenville, S.C.
12/21/61	Arkansas 84, LSU 81	Shreveport
01/07/63	Georgia 76, LSU 67	Athens, Ga.
01/12/63	LSU 61, Tennessee 60	Baton Rouge
12/09/66	Loyola (N.O.) 87, LSU 86 (2ot)	New Orleans
01/14/67	Alabama 76, LSU 74	Tuscaloosa, Ala.
02/10/68	LSU 93, Florida 92	Baton Rouge
12/14/68	Tulane 101, LSU 99 (2ot)	Baton Rouge
12/18/68	LSU 93, Florida 89	Baton Rouge
02/01/69	Ole Miss 84, LSU 81	Baton Rouge
03/08/69	LSU 90, Georgia 80 (2ot)	Athens, Ga.
01/02/71	USC 80, LSU 76	Los Angeles, Calif.
02/12/72	Alabama 103, LSU 99 (4ot)	Tuscaloosa, Ala.
1/19/74	Alabama 80, LSU 79	Baton Rouge
02/16/74	Miss. State 87, LSU 84	Baton Rouge
02/22/75	LSU 96, Georgia 90	Baton Rouge
02/05/77	Alabama 77, LSU 70	Baton Rouge
01/02/78	Miss. State 84, LSU 82	Starkville, Miss.
02/11/78	LSU 95, Kentucky 94	Baton Rouge
02/20/78	LSU 101, Auburn 95	Auburn, Ala.
01/20/79	LSU 70, Ole Miss 69	Oxford, Miss.
02/10/79	LSU 88, Florida 82	Gainesville, Fla.
01/12/80	Georgia 73, LSU 72 (2ot)	Athens, Ga.
02/06/80	LSU 68, Alabama 66	Tuscaloosa, Ala.
02/24/80	Kentucky 76, LSU 74	Baton Rouge
11/28/81	UNLV 83, LSU 79	Las Vegas, Nev.
03/11/83	Tennessee 74, LSU 71 (SEC Tour.)	Birmingham, Ala.
03/16/83	New Orleans 99, LSU 94 (NIT)	Baton Rouge
02/04/84	LSU 69, Georgia 68	Baton Rouge
02/06/84	LSU 61, Tennessee 59	Baton Rouge
02/17/84	Alabama 51, LSU 49	Tuscaloosa, Ala.
03/11/84	Alabama 72, LSU 70	Nashville, Tenn.
03/13/86	LSU 94, Purdue 87 (2ot-NCAA)	Baton Rouge
01/10/87	Georgia 64, LSU 63	Baton Rouge
02/04/87	LSU 82, Ole Miss 75	Baton Rouge
03/07/87	LSU 89, Georgia 88 (2ot-SEC Tour.)	Atlanta, Ga.
01/09/88	LSU 69, Ole Miss 61	Oxford, Miss.
12/06/88	La. Tech 111, LSU 109	Baton Rouge
03/04/89	Ole Miss 113, LSU 112	Oxford, Miss.
01/04/90	Miss. St. 87, LSU 80	Starkville, Miss.
01/24/90	Georgia 94, LSU 92	Baton Rouge
02/03/90	LSU 148, Loyola Marymount 141	Baton Rouge
03/03/92	Arkansas 106, LSU 92	Fayetteville, Ark.
01/13/93	LSU 84, Miss. State 76	Starkville, Miss.
12/04/93	LSU 95, Nicholls St. 90	Baton Rouge
03/02/94	Arkansas 108, LSU 105	Baton Rouge
01/21/95	LSU 87, Ole Miss 81	Baton Rouge
12/07/96	Louisville 93, LSU 87	Anaheim, Calif.
01/07/97	LSU 88, Florida 82	Baton Rouge
12/19/98	LSU 63, Texas 61	Baton Rouge
02/10/99	Alabama 72, LSU 71 (3ot)	Tuscaloosa, Ala.
02/13/01	Florida 91, LSU 74	Baton Rouge
02/28/01	LSU 78, Ole Miss 77	Baton Rouge
11/23/01	Weber State 75, LSU 74	Hilo, Hawaii
02/13/02	LSU 68, Miss. State 65	Baton Rouge
12/18/04	Southern Miss 88, LSU 84	Biloxi, Miss.
01/15/05	LSU 113, Ohio State 101 (2ot)	Baton Rouge
01/19/05	LSU 66, Arkansas 63	Baton Rouge
03/12/05	Kentucky 79, LSU 78 (SEC Tour.)	Atlanta, Ga.
11/26/05	LSU 71, West Virginia 68	Morgantown, WVa.



**Tyrus Thomas dunks on a Texas defender in the 70-60 overtime win to advance to the Final Four of the 2006 NCAA Tournament.**

03/25/06	LSU 70, Texas 60 (NCAA Tour.)	Atlanta, Ga.
12/10/06	Texas 76, LSU 75	Houston, Texas
03/08/07	LSU 76, Tennessee 75 (SEC Tour.)	Atlanta, Ga.
11/21/07	Arizona State 87, LSU 84	Lahaina, Maui
02/11/09	LSU 97, Miss. State 94 (2ot)	Starkville, Miss.
12/22/09	Washington State 73, LSU 72	Seattle, Wash.
12/13/10	Coastal Carolina 78, LSU 69	Baton Rouge
12/16/10	LSU 78, McNeese 66	Baton Rouge
11/23/11	South Alabama 79, LSU 75	Baton Rouge
01/17/12	LSU 65, Auburn 58	Baton Rouge
02/14/12	LSU 69, Miss. State 67	Baton Rouge
02/29/12	Tennessee 74, LSU 69	Baton Rouge
01/16/13	South Carolina 82, LSU 73	Baton Rouge
02/23/13	LSU 97, Alabama 94 (3ot)	Baton Rouge
12/01/13	LSU 70, Butler 68	Orlando, Fla.
1/15/14	Ole Miss 88, LSU 74	Oxford, Miss.
2/22/14	Kentucky 77, LSU 76	Lexington, Ky.

<b>Overtime Record</b>	<b>36-51 (.414)</b>
<b>At Home</b>	<b>22-20 (.524)</b>
<b>On Road</b>	<b>10-22 (.312)</b>
<b>Neutral</b>	<b>4-9 (.308)</b>

### Coaches Overtime Records

COACH	TOT	W-L
Johnny Jones	5	2-3
Trent Johnson	8	4-4
John Brady	15	8-7
Dale Brown	36	17-19
Press Maravich	9	3-6
Jay McCreary	7	2-5
Harry Rabenhorst	7	0-7

## LSU Rallies

The following are the 50 games in which LSU rallied to win from at least a 5-point halftime deficit (2013 to 1981):

DATE	OPPONENT	LSU HALFTIME DEFICIT	LSU WINS BY SCORE OF
<b>2013-14</b>			
March 6, 2014	at Vanderbilt	-8	57-51
<b>2012-13</b>			
Feb. 23, 2013	Alabama	-5	97-94 3 OT
Feb. 2, 2013	at Mississippi State	-14	69-68
Nov. 29, 2012	Seton Hall	-12	72-67
<b>2011-2012</b>			
Feb. 14, 2012	Mississippi State	-13	69-67 OT
Dec. 3, 2011	at Rutgers	-5	55-50
Nov. 29, 2011	at Houston	-8	59-58
<b>2009-10</b>			
Dec. 12, 2009	Northwestern State	-6	73-62
<b>2008-09</b>			
Feb. 18, 2009	at Arkansas	-6	72-69
Feb. 14, 2009	Ole Miss	-5	73-66
Dec. 22, 2008	McNeese State	-7	62-59
<b>2007-08</b>			
March 5, 2008	Alabama	-7	80-74
Nov. 20, 2007	Chaminade	-5	78-72
<b>2006-07</b>			
Dec. 2, 2006	at Tulane	-16	74-67
<b>2005-06</b>			
March 15, 2006	Iona (NCAA)	-5	80-64
Feb. 28, 2006	at South Carolina	-6	64-61
Feb. 25, 2006	Kentucky	-5	71-67
<b>2004-05</b>			
Feb. 24, 2005	at Auburn	-6	77-64
<b>2003-04</b>			
March 3, 2004	Ole Miss	-11	58-45
<b>2001-02</b>			
Feb. 27, 2002	Ole Miss	-7	59-56
Feb. 13, 2002	Mississippi State	-15	68-65 OT
<b>2000-01</b>			
Feb. 28, 2001	Ole Miss	-5	78-77 OT
<b>1998-99</b>			
Feb. 17, 1999	South Carolina	-9	60-56
<b>1997-98</b>			
Dec. 19, 1998	Texas	-10	63-61 OT
<b>1996-97</b>			
Jan. 8, 1997	Florida	-6	88-82 OT
Dec. 28, 1996	Fresno State	-11	79-75
Nov. 29, 1996	Iona	-7	70-60

### 1995-96

Dec. 19, 1995 Centenary -9 65-63

### 1994-95

Jan. 21, 1995 Ole Miss -5 87-81 OT

Jan. 17, 1995 at Alabama -5 74-61

### 1993-94

Dec. 4, 1993 Nicholls State -7 95-90 OT

### 1992-93

Jan. 2, 1993 Drake -12 94-86

### 1991-92

Jan. 3, 1992 Texas (Superdome) -5 84-83

Nov. 22, 1991 Louisiana-Monroe 11 77-76

### 1989-90

Feb. 21, 1990 Alabama -6 75-69

### 1988-89

Jan. 25, 1989 at Georgia -17 80-79

Jan. 14, 1989 at Kentucky -7 64-62

### 1987-88

Feb. 17, 1988 Georgia -5 63-62

Jan. 13, 1988 at Tennessee -7 52-51

Dec. 12, 1987 Maryland -6 55-54

### 1986-87

Feb. 25, 1987 Mississippi State -6 55-46

### 1985-86

March 15, 1986 Memphis -6 83-81

Dec. 17, 1985 at Texas -7 72-65

### 1984-85

Feb. 14, 1985 at Tennessee -6 87-82

Jan. 12, 1985 Tennessee -9 75-65

Dec. 30, 1984 Alabama -6 63-61

### 1983-84

Feb. 4, 1984 Georgia -12 69-68

Nov. 26, 1983 at New Orleans -9 67-59

### 1980-81

March 5, 1981 Florida (SECT) -7 83-75

Jan. 14, 1981 at Alabama -6 59-56



Nelson Isley



Dick Maile



Howard Carter



Al Green

**1933-34**

Sparky Wade, G Dillon's 1st Team  
Buddy Blair, F Dillon's 1st Team

**1934-35**

Sparky Wade, G AP 1st Team  
Buddy Blair, F AP Honorable Mention

**1949-50**

Bob Meador, G AP 3rd Team

**1950-51**

Joe Dean, G AP 2nd Team

**1951-52**

Joe Dean, G AP 1st Team  
Bob Pettit, C AP 1st Team

**1952-53**

Bob Pettit, C AP 1st Team  
Benny McArdle, G AP 2nd Team

**1953-54**

Bob Pettit, C AP 1st Team  
Benny McArdle, G AP 3rd Team

**1955-56**

Roger Sigler, G AP 1st Team  
Coaches 2nd Team  
Jim Ashmore, G AP 1st Team  
Coaches 1st Team

**1956-57**

Roger Sigler, G AP 3rd Team

**1960-61**

George Nattin, G AP 1st Team  
Coaches

**1961-62**

Maury Drummond, F AP 3rd Team  
George Nattin, G AP 3rd Team

**1962-63**

Ellis Cooper, G AP 2nd Team  
Coaches

**1963-64**

Dick Maile, F AP 1st Team  
Coaches

**1964-65**

Dick Maile, F AP 1st Team  
UPI 1st Team  
Coaches

**1967-68**

Pete Maravich, G AP 1st Team  
UPI 1st Team  
Coaches

**1968-69**

Pete Maravich, G AP 1st Team  
UPI 1st Team

**1969-70**

Pete Maravich, G AP 1st Team  
UPI 1st Team

Al Sanders, C AP 3rd Team  
Danny Hester, F AP 3rd Team

**1970-71**

Al Sanders, C AP 1st Team  
UPI 1st Team  
Coaches

Bill Newton, F UPI 2nd Team  
AP 3rd Team

Nelson Isley, G UPI 3rd Team

**1971-72**

Al Sanders, C AP 2nd Team  
UPI 2nd Team  
Coaches

Bill Newton, F AP 3rd Team  
UPI 3rd Team

**1972-73**

Eddie Palubinskas, G AP 2nd Team  
UPI 2nd Team  
Coaches

**1973-74**

Glenn Hansen, F AP 2nd Team  
UPI 2nd Team  
Coaches

Eddie Palubinskas, G UPI 2nd Team  
AP 3rd Team

Collis Temple, C UPI 3rd Team

**1974-75**

Glenn Hansen, F AP 2nd Team  
UPI 2nd Team  
Coaches

Kenny Higgs, G AP 2nd Team  
UPI 2nd Team  
Coaches

Durand Macklin, F AP 3rd Team  
UPI 3rd Team

**1976-77**

Kenny Higgs, G AP 2nd Team  
UPI 2nd Team  
Coaches

Durand Macklin, F AP 3rd Team  
UPI 3rd Team

**1977-78**

Durand Macklin, F AP 1st Team  
UPI 1st Team  
Coaches

Kenny Higgs, G UPI 2nd Team  
DeWayne Scales, F AP 3rd Team

**1978-79**

DeWayne Scales, F AP 1st Team  
UPI 1st Team  
Coaches

Al Green, G AP 1st Team  
UPI 2nd Team  
Coaches

Lionel Green, C AP 3rd Team  
UPI 3rd Team

**1979-80**

Durand Macklin, F AP 1st Team  
UPI 1st Team  
Coaches

DeWayne Scales, F AP 2nd Team  
UPI 2nd Team  
Coaches

Ethan Martin, G AP 2nd Team  
UPI 2nd Team  
Coaches

**1980-81**

Durand Macklin, F AP 1st Team  
UPI 1st Team  
Coaches

Ethan Martin, G AP 1st Team  
UPI 1st Team  
Coaches

Howard Carter, G AP 2nd Team  
UPI 2nd Team

**1981-82**

Howard Carter, G AP 1st Team  
UPI 1st Team  
Coaches

Leonard Mitchell, F AP 2nd Team  
UPI 3rd Team  
Coaches

**1982-83**

Howard Carter, G AP 2nd Team  
UPI 2nd Team  
Coaches

Leonard Mitchell, F AP 3rd Team  
UPI 3rd Team

**1983-84**

Jerry Reynolds, F AP 2nd Team  
UPI 3rd Team  
Coaches

Derrick Taylor, G UPI 3rd Team

**1984-85**

Nikita Wilson, F AP 2nd Team  
UPI 3rd Team  
Coaches

John Williams, C AP 3rd Team  
Jerry Reynolds, F AP 3rd Team  
UPI 3rd Team



**Brandon Bass**



**Glen Davis**



**Tasmín Mitchell**



**Johnny O'Bryant III**

### 1985-86

John Williams, F	AP 1st Team UPI 1st Team Coaches
Derrick Taylor, G	AP 3rd Team

### 1986-87

Nikita Wilson, C	AP 3rd Team UPI 3rd Team
Anthony Wilson, G	UPI 3rd Team

### 1987-88

Ricky Blanton, F	AP 2nd Team UPI 3rd Team Coaches
------------------	--

Jose Vargas, C	UPI 2nd Team AP 3rd Team
----------------	-----------------------------

### 1988-89

Ricky Blanton, F	AP 1st Team UPI 2nd Team Coaches
------------------	--

Chris Jackson, G	AP 1st Team UPI 1st Team Coaches
------------------	--

### 1989-90

Chris Jackson, G	AP 1st Team UPI 1st Team Coaches
------------------	--

Shaquille O'Neal, C	AP 1st Team UPI 1st Team Coaches
---------------------	--

Stanley Roberts, F	AP 3rd Team
Maurice Williamson, G	UPI 3rd Team

### 1990-91

Shaquille O'Neal, C	AP 1st Team UPI 1st Team Coaches
---------------------	--

Vernel Singleton, F	AP 3rd team UPI 3rd team Coaches
---------------------	--

Shawn Griggs, G	UPI 2nd team
-----------------	--------------

### 1991-92

Shaquille O'Neal, C	AP 1st Team Coaches
---------------------	------------------------

Vernel Singleton, F	AP 3rd Team
---------------------	-------------

### 1992-93

Geert Hammink, C	AP 1st Team Coaches
------------------	------------------------

Jamie Brandon, G-F	Coaches 2nd Team
--------------------	------------------

### 1993-94

Jamie Brandon, G-F	Coaches 2nd Team AP 3rd Team
--------------------	---------------------------------

### 1994-95

Ronnie Henderson, G	Coaches AP 2nd Team
---------------------	------------------------

### 1995-96

Ronnie Henderson, G	Coaches AP 1st Team
---------------------	------------------------

### 1996-97

Dwayne Spencer, F	Coaches 2nd Team AP 2nd Team
-------------------	---------------------------------

### 1998-99

Maurice Carter, G	Coaches 3rd Team AP 3rd Team
-------------------	---------------------------------

Jabari Smith, C	AP 3rd Team
-----------------	-------------

### 1999-00

Torris Bright, G	AP 3rd Team
Jabari Smith, C	Coaches 2nd Team

Stromile Swift, F	AP Co-Player of the Year Coaches 1st team AP 1st Team
-------------------	---

### 2000-01

Ronald Dupree, F	AP 2nd Team Coaches 3rd Team
------------------	---------------------------------

### 2001-02

Ronald Dupree, F	AP 2nd Team Coaches 2nd Team
------------------	---------------------------------

### 2002-03

Ronald Dupree, F	AP 2nd Team Coaches 2nd Team
------------------	---------------------------------

### 2003-04

Brandon Bass, F	SEC Freshman of the Year
Jaime Lloreda, F	AP 1st Team Coaches 2nd Team

### 2004-05

Brandon Bass, F	AP Player of the Year AP 1st Team Coaches 1st Team
-----------------	--

Glen Davis, F	SEC Freshman of the Year AP 2nd Team Coaches 2nd Team
---------------	---

### 2005-06

Glen Davis, F	SEC Player of the Year AP 1st Team Coaches 1st Team
---------------	---

Darrel Mitchell, G	Coaches 1st Team AP Second Team
--------------------	------------------------------------

Tyrus Thomas, F	SEC Freshman of the Year SEC Co-Defensive Player of the Year AP 2nd Team Coaches 2nd Team
-----------------	--

Tasmín Mitchell, G	Coaches All-Freshman Team
--------------------	------------------------------

### 2006-07

Glen Davis, F	AP 1st Team Coaches 1st Team
---------------	---------------------------------

### 2007-08

Marcus Thornton, G	AP 2nd Team Coaches 2nd Team
--------------------	---------------------------------

Anthony Randolph, F	Coaches All-Freshman Team
---------------------	------------------------------

### 2008-09

Marcus Thornton, G	Player of Year Coaches 1st Team AP 1st Team
--------------------	---

Tasmín Mitchell, F	Coaches 1st Team
Garrett Temple, G	Coaches 2nd Team

### 2009-10

Tasmín Mitchell, F	Coaches 2nd Team AP 2nd team
--------------------	---------------------------------

### 2010-11

Ralston Turner, G	Coaches All-Freshman Team
-------------------	------------------------------

### 2011-12

Justin Hamilton, C	Coaches 2nd Team
Anthony Hickey, G	Coaches All-Freshman Team

### 2012-13

Johnny O'Bryant III, F	Coaches 1st Team
Anthony Hickey, G	Coaches All-Defensive Team

### 2013-14

Johnny O'Bryant III, F	Coaches 1st Team AP Second Team
------------------------	------------------------------------

Jordan Mickey	Coaches 2nd Team AP 2nd Team
---------------	---------------------------------

	All-Defensive Team Coaches All-Freshman Team
--	---

Jarell Martin	Coaches All-Freshman Team
---------------	---------------------------

## All-SEC Tournament Teams

### 1933

Sparky Wade, G	1st Team
Buddy Blair, F	2nd Team
Jack Harris, F	2nd Team

### 1936

Arnold Bryan, F	2nd Team
-----------------	----------

### 1938

Conley Hathorn, G	1st Team
-------------------	----------

### 1939

Paul Brotherton, G	2nd Team
--------------------	----------

### 1943

Frank Brian, F	1st Team
John Chaney, C	2nd Team

### 1944

Whitey Hoskins, G	2nd Team
-------------------	----------

### 1946

Bobby Lowther, F	1st Team
Joe Bill Adcock, C	2nd Team
Billy Walters, G	2nd Team

### 1947

Frank Brian, F	2nd Team
----------------	----------

### 1949

Gene Murphy, G	2nd Team
----------------	----------

### 1950

Joe Dean, G	1st Team
-------------	----------

### 1951

Joe Dean, G	1st Team
-------------	----------

### 1952

Joe Dean, F	1st Team
Bob Pettit, C	1st Team

### 1980

DeWayne Scales, F	1st Team
	(MVP)
Durand Macklin, F	1st Team

### 1981

Howard Carter, F	1st Team
------------------	----------

### 1986

John Williams, F	1st Team
	(MVP)

### 1987

Nikita Wilson, C	1st Team
Anthony Wilson, G	1st Team

### 1988

Ricky Blanton, F	1st Team
------------------	----------

### 1993

Geert Hammink, C	1st Team
Jamie Brandon, G-F	1st Team

### 2002

Antonio Hudson, G	1st Team
-------------------	----------

### 2003

Ronald Dupree, F	1st Team
------------------	----------

### 2005

Brandon Bass, F	1st Team
Antonio Hudson, G	1st Team

### 2006

Glen Davis, F	1st Team
---------------	----------

Note: SEC Tournament Team also served as All-SEC team from 1933-1948.

## LSU Academic All-SEC Honor Roll

### 1961-62

George Nattin, G	1st Team
Ellis Cooper, G	2nd Team

### 1962-63

Ellis Cooper, G	1st Team
-----------------	----------

### 1964-65

Tommy Thigpen, C	HM
------------------	----

### 1965-66

Kenny Drost, G	1st Team
Scott Bowling, G	HM

### 1966-67

Kenny Drost, G	2nd Team
----------------	----------

### 1969-70

Danny Hester, F	2nd Team
-----------------	----------

### 1972-73

Bill Whittle, F	1st Team
Collis Temple, F	1st Team
Wade Evans, G	2nd Team
Ed LeBlanc, F	HM

### 1981-82

John Tudor, G-F	1st Team
-----------------	----------

### 1982-83

John Tudor, G	1st Team
---------------	----------

### 1983-84

John Tudor, G	1st Team
---------------	----------

### 1985-86

Zoran Jovanovich, C	1st Team
---------------------	----------

### 1988-89

Kyle McKenzie, G	1st Team
------------------	----------

### 1991-92

Justin Anderson, G	1st Team
T. J. Pugh, G	1st Team

### 1995-96

David Bosley, G	1st Team
-----------------	----------

### 1997-98

Jack Warner, G	1st Team
----------------	----------

### 1998-99

Brian Beshara, F	1st Team
Jack Warner, G	1st Team

### 1999-00

Brian Beshara, F	1st Team
Collis Temple III, G	1st Team
Jeremy Comeaux	1st Team
Jack Warner, G	1st Team

### 2000-01

Brian Beshara, F	1st Team
Collis Temple III, G	1st Team
Brian Green, G	1st Team
Jack Warner, G	1st Team

### 2001-02

Brian Green, G	1st Team
Collis Temple III, G	1st Team

### 2002-03

Pete Bozek, F	1st Team
Brian Green, G	1st Team
Charlie Thompson, G	1st Team

### 2003-04

Charlie Thompson, G	1st Team
Paul Wolfert, F	1st Team
Brandon Bass, F	Freshman
Ross Neltner, F	Freshman

### 2004-05

Brandon Bass, F	1st Team
	Scholar-Athlete of the Year
Darrel Mitchell, G	1st Team
Ross Neltner, F	1st Team
Paul Wolfert, F	1st Team
Glen Davis, F	Freshman
David Fleshman, G	Freshman
Garrett Temple, G	Freshman

### 2005-06

Glen Davis, F	1st Team
Darrel Mitchell, G	1st Team
Darnell Lazare, F	1st Team
Garrett Temple, F	1st Team
David Fleshman, F	1st Team

### 2006-07

Alex Farrer, G	1st Team
Greg Terrebonne, G	Freshman

### 2007-08

Greg Terrebonne, G	1st Team
--------------------	----------

### 2008-09

Alex Farrer, F	1st Team
Garrett Temple, F	1st Team

### 2009-10

Chris Beattie, G	1st Team
Alex Farrer, F	1st Team

### 2010-11

Eddie Ludwig, F	1st Team
-----------------	----------

### 2011-12

Eddie Ludwig, F	1st Team
-----------------	----------

### 2012-13

Eddie Ludwig, F	1st Team
-----------------	----------

HM - Honorable Mention

### SEC Community Service Team

1998-99	Collis Temple III
1999-00	Jermaine Williams
2000-01	Collis Temple III
2001-02	Collis Temple III
2002-03	Collis Temple III
2003-04	Paul Wolfert
2004-05	Paul Wolfert
2005-06	Darnell Lazare
2006-07	Darnell Lazare
2007-08	Garrett Temple
2008-09	Garrett Temple
2009-10	Alex Farrer
2010-11	Daron Populist
2011-12	Justin Hamilton
2012-13	Andre Stringer
2013-14	Andre Stringer

**Jamie Brandon**



**(Returnees in Bold)**

**A**

ADCOCK, Joe (C) 1944-47  
 ADGER, Sidney A. (C) 1935-36  
 ALCORN, Mark (G) 1979-80  
 ALLEN, Drexal (G) 1981-82  
 ALLMAN, Marty (G) 1970-73  
 ANDERSON, Justin (F), 1991-92  
 ANDERSON, Willie (F), 1997-97  
 ANNISON, Doug (F), 1992-93  
 ARTHUR, Robert R. (C) 1959-60  
 ATKINS, R. W. (G) 1919-22  
 AUSTIN, Wayne (G) 1964-66


**B**

BADEAUX, Joshua (G), 2012-13  
 BAILEY, John (F) 1960-62  
 BAILEY, Floyd (F-C) 1974-78  
 BANKER, Kernan M. (F) 1933-35  
 BANKSTON, Fred (G) 1945-46  
 BARDWELL, D. D. "Sox" (C) 1929-32  
 BARHAM, Joe Garnett E. (G) 1923-26  
 BARNETT, Bert W. (C) 1946-47  
 BARTUS, Joe E. (G) 1945-46  
 BASS, Brandon (F), 2003-05  
 BASS, Chris (G), 2008-12  
 BASS, Raymond V. (C) 1938-42; 47-48  
 BAUMAN, Jonnie (G) 1929-32  
 BAUMER, Nat (F) 1968-69  
 BEATTIE, Chris (G), 2009-10  
 BEESON, Williard E. (G) 1933-37  
 BELCHER, Don (F) 1951-55  
 BELCHER, Jack (F) 1961-64  
 BENNETT, . . . . . (F) 1928-29  
 BERGERON, J. Brian (G) 1978-81  
 BERGMAN, Rusty (G) 1966-69  
 BERNBROCK, Mark (G) 1968-69  
 BERNHARD, James M. (G) 1943-44  
 BESHARA, Brian (F) 1998-01  
 BLACK, Tyrone (C) 1979-83  
 BLAIR, L. N. "Buddy" (F) 1933-35  
 BLANCHARD, E. A. (G) 1918-18  
 BLANTON, Ricky (G) 1984-86; 87-89  
 BLEVINS, Howard M. (G) 1929-32  
 BOGGESS, Robert E. "Bob" 1947-51  
 BOHANNON, W. W. "Bo" (C) 1934-36  
 BOLTON, Dick (F) 1955-56  
 BORGINI, Joe (F) 1959-60  
 BORNER, Ray (C) 1981-82  
 BORNMAN, D. L. "Squatty" (G) 1922-25  
 BORNMAN, J. P. "John" (G) 1922-23  
 BOSLEY, David (G) 1993-97  
 BOUDREAUX, Harold (F) 1989-92  
 BOWLING, W. Scott, Jr. (G) 1964-66  
 BOWMAN, Sid S. "Stinkey" (F) 1929-30  
 BOZEK, Pete (F) 2000-02  
 BOYD, Brent (G) 1975-76

**Kenny Drost**



**Frank Brian**



BOZEMAN, A. (G) 1939-40  
 BOZEMAN, Charlie (C) 1938-41  
 BOZEMAN, T. (G) 1938-41  
 BRANCH, Malcolm (C) 1945-47  
 BRANCH, W. (F) 1943-44  
 BRANDON, Jamie (G), 1991-94  
 BRANTLEY, John B. (G) 1970-72  
 BRAYMAN, P. (F) 1952-53  
 BREATHWIT, John (G) 1975-77  
 BRIAN, Brad H. (G) 1964-67  
 BRIAN, Frank (F) 1942-43; 1945-47  
 BRIDGES, Kenneth (G) 1951-53  
 BRIDGEWATER, Brad (C) 1998-00; 01-03  
 BRIGHT, Torris (G) 1999-03  
 BRILEY, C. 1915-16  
 BRINKLEY, Mike (G) 1958-59  
 BRITTON, C. E. (F) 1916-17  
 BROCATO, Jim (G) 1946-47  
 BROTHERTON, Paul P. (F) 1938-40  
 BROWN, Dennis (G) 1983-85  
 BROWN, Ernest (G) 1977-79  
 BROWN, Lobdell P. 1925-26  
 BROWN, Michael (F) 1975-76  
 BROWN, Oliver (F) 1983-87  
 BROWN, Ossie B. (F) 1943-44  
 BROWN, Perry (F) 1929-30  
 BROWN, Roland (F) 1932-34  
 BRYAN, Arnold "Judge" (F) 1934-37  
 BUCHANAN, F. "Buck" (F) 1937-40  
 BUJUKMIROVICH, Neboisha (G) 1984-88  
 BURGE, Dick (G) 1939-40  
 BURGE, Dennis F. "Pete" (C) 1932-34  
 BURNETT, Jack (F) 1926-29  
 BURNS, Lenear (F), 1990-91; 92-94  
 BURTON, Kenny G. (F) 1944-45  
 BUSH, Tim (F) 2002-03  
 BUSHMAN, John C. "Jack" (F) 1936-39  
 BUSSEY, Young (G) 1937-38

**C**

CAMPBELL, Andy (C) 1978-81  
 CAMPBELL, Walter (F) 1977-78  
 CANNON, . . . . . (G) 1937-39  
 CARD, Norman (C-F) 1961-64  
 CARMOUCHE, Charles (G), 2012-13  
 CARR, John (G) 1969-70  
 CARTER, . . . . . (F) 1913-14  
 CARTER, Cedric (F) 1997-99  
 CARTER, Howard (G-F) 1979-83  
 CARTER, Maurice (G) 1995-99  
 CAVETT, J. R. "Slick" (C) 1915-19  
 CEASAR, Clarence (F), 1991-95  
 CHANEY, John (F) 1940-43  
 CHASE, Pat (G) 1964-66  
 CHASE, Sam (G) 1961-64  
 CHIDLEY, Steve (G) 1971-72  
 CHIN BING, Allen (F) 1933-34  
 CLARK, . . . . . 1908-10  
 CLARK, Ned (F) 1951-55

**Wade Evans**



**Greg Cook**



CLUNE, Joe (F) 1959-60  
 COCKERHAM, J. H. (F) 1911-13  
 COJOE, Theron (F) 1982-84  
 COLEMAN, Shavon (F), 2012-14  
 COLLINS, A. H. "Rip" (G) 1945-47  
 COLLINS, Corban (G), 2012-13  
 COLLINS, Tommy (G) 1957-59  
 COMBS, Joe H. 1956-59  
 CONKLIN, Tom J. (C) 1959-62  
 CONLEY, Ocie (G) 1984-86  
 COOK, Greg (C) 1976-77, 1978-81  
 COOPER, . . . . . (F) 1929-30  
 COOPER, Darryl (G) 1998-99  
 COOPER, Ellis O. (G) 1960-63  
 COPPENS, Randy (G) 1974-77  
 CORMIER, Jason (G) 1988-89  
 COSTELLO, Joe (G-F) 1979-82  
 CORLEY, Drew (F) 1967-69  
 COURTNEY, Jalen (F), 2010-13  
 CRAM, Steve (G) 1962-64  
 CRAMER, Judd (G-F) 1963-64  
 CRESS, Walker J. (G) 1937-39  
 CRISCO, Jim (F) 1956-59  
 CROMBERT, . . . . . 1917-18

**D**

DABADIE, J. Levy, Jr. (F) 1943-44  
 DALE, Wilton R. (F) 1943-44  
 DARK, Alvin (G) 1942-43  
 DARNALL, Mike (G) 1972-75  
 DAVIES, Richard A. "Dick" (G) 1958-60  
 DAVIS, E. M. 1935-36  
 DAVIS, Glen (F), 2004-07  
 DAVIS, Thomas (F) 2001-03  
 DAY, Ned 1951-55  
 DeARMOND, Duane (F) 1978-80  
 DEAN, Joe (G) 1949-52  
 DELAFIELD, Glenn A. (C) 1936-38  
 DEL PIERO, Andrew (C), 2011-13  
 DERENBECKER, Matt (G), 2010-11  
 DEVALL, Randy (G) 1989-90  
 DICKEY, . . . . . 1928-29  
 DIXON, . . . . . 1913-15  
 DOSHER, Woody (G) 1938-40  
 DOUGHTY, Frank L. (G) 1937-38  
 DOTSON, Aaron (G), 2009-11  
 DOWLING, Duncan (F-G) 1961-63  
 DROST, Kenny (G) 1964-67  
 DRUMMOND, H. Maury (C-F) 1960-63  
 DUGAS, C. J. Bobby (G) 1921-23  
 DUPONT, John M. (F) 1911-13  
 DUPONT, Lawrence H. (G) 1911-14  
 DUPREE, Ronald (F) 1999-03  
 DYSON, Dick (G) 1923-27

**Lionel Green**



**Joe Dean**



**E**

EARL, Lewis (F) 1996-98  
 EAST, John (C) 1924-27  
**EDDLESTONE, Brandon (F), 2013-**  
 EDMONDS, W. R. (F) 1916-17; 1921-22  
 EDMONDSON, Mahion W (F) 1940-41  
 EDWARDS, Glavis "Ike" (F) 1945-48  
 ENGLAND, Matt (F) 1980-81  
 ENGQUIST, John (F) 1972-74  
 EVANS, Wade (F) 1972-74  
 EVANS, W. Morton (C) 1910-13

**F**

FAHEY, Joe J. (G) 1954-56  
 FARRER, Alex (G), 2006-10  
 FATHERREE, Jesse (G) 1933-34  
 FETTER, Bobby K. (G-F) 1961-64  
 FILES, "Dude" (G) 1927-28  
 FLESHMAN, David (G), 2004-06  
 FORD, Deuce (G) 1995-96  
 FREDERICK, E. (C) 1939-40  
 FREEMAN, Mark P. (C) 1949-51  
 FRESHLEY, Bob (C) 1951-54  
 FREY, F. C. "Major" (G) 1919-20  
 FULKERSON, Jack M. (C) 1940-43

**G**

GAHARAN, W. A. "Bill" (F) 1937-38  
 GAHARAN, Les (F) 1927-30  
 GARRISON, G. C. (F) 1927-28; 30-31  
 GEYER, Randy (G-F) 1962-65  
 GIACOMO, Ray (F) 1935-38  
 GILBEAU, H. (F) 1924-25  
 GILBERT, Charlie (C) 1933-34  
 GILL, W. J. (G) 1915-17  
 GIPSON, Sean (F) 1992-94  
 GLADDEN, Sterling "Buck" (F) 1914-16  
 GOERING, Kirk 1992-93  
 GOWER, Bill (G) 1937-38  
 GRAHAM, Delwan (F), 2008-  
 GRAHAM, R. E. (G) 1939-42  
 GRANT, Russell (G) 1987-89  
 GRAY, Kenny (G) 1957-58  
 GREEN, Al (G) 1978-79  
 GREEN, Brian (F) 1999-03  
 GREEN, Donald (G) 1982-83  
 GREEN, Garrett (F), 2007-08; 2009-11  
 GREEN, Lionel (C) 1975-79  
 GREEN, V. E. (G) 1978-79  
 GREGORY, Sonny (F) 1949-52  
 GREMILLION, E. (C) 1943-44  
 GREMILLION, James E. (C) 1946-47  
 GRIDLEY, Bob (F-C) 1968-69  
 GRIFFITH, Carroll (F) 1946-47  
 GRIFFITH, Parker (G) 1986-88  
 GRIGGS, Shawn (F) 1990-91

**Mike Hansen**



**Ronnie Henderson**



GUGLIELMO, Gary (F) 1957-60  
GURVICH, . . . . (F) 1942-43


## H

HAGUE, Perry "H" (G) 1917-21  
HAILLE, Samuel W. "Red" (G) 1943-44  
HALL, Bob (G-F) 1944-46; 1948-49  
HALL, Jack (C) 1996-97  
HAMMONS, J. (G) 1935-38  
HAMMINK, Geert (C) 1988-89; 1990-93  
HAMMINK, Shane (F), 2012-14  
HANSEN, Glenn (F) 1973-75  
HANSEN, Mike (G), 1990-93  
HARRELL, Louis 1928-29  
HARRIS, Bucky (F) 1926-29  
HARRIS, Dennis (F), 2009-11  
HARRIS, Jack A. (F) 1932-35  
HAMILTON, Justin (C), 2011-12  
HATCHER, George R. (C) 1923-27  
HATHORN, Conley "Red" (G) 1935-38  
HAYES, R. S. "Suthie" (F) 1917-21  
HAYNIE, George (F) 1939-41  
HEARD, Mickey (F) 1973-74  
HELM, Newton C. "Dirty" (F) 1919-23  
HENDERSON, Larry (F) 1964-66  
HENDERSON, Ronnie (G) 1993-96  
HENNER, Tommy (G) 1969-70  
HENRY, Pete (C-F) 1965-67  
HEROMAN, Harry (F) 1963-66  
HERBST, J. (G) 1941-42  
HERRING, Randy (F) 1972-75  
HESS, Tom (G) 1969-72  
HESTER, Danny (F) 1968-70  
HICKMAN, Richard F. (G) 1967-70  
HICKEY, Anthony, G 2011-14  
HIGGS, Kenny (G) 1974-78  
HIGH, Willie (G-F) 1975-76  
HIGHTOWER, C. W. (F) 1910-11  
HIMES, Levi A "Lee" (F) 1909-12  
HIMES, . . . . (G) 1915-16  
HINES, Ray (C) 1959-60  
HOLLOWAY, Graves (C) 1947-49  
HOLT, Dick (C) 1953-56  
HOOVER, Winson F. (G) 1946-47  
HOOVER, W. (C) 1943-44  
HOSKINS, Dick, Jr. (G) 1942-44  
HOUTZ, "Jakey" 1910-11  
HOWELL, R. B. "Biliken" (C) 1909-12  
HUDSON, Antonio (G), 2001-05  
HUDSON, John W. (G) 1959-61  
HUFFMAN, Gary (F) 1974-76  
HULTBERG, Jordy (G) 1976-80  
HUNT, . . . . 1917-18

**Leonard Mitchell**



**Ralph Jukkola**



## I

IGAU, Hubert C. (F) 1924-27  
IRVIN, Fess (G) 1986-88  
IRWIN, . . . . 1909-10  
ISLEY, Nelson (G) 1970-71  
ISSAC, John (G), 2011-12  
IVES, Clarence A. "Fatty" (C) 1917-22

## J

JACKSON, A. W. "Gus" (G) 1924-25  
JACKSON, Chris (G) 1988-90  
JACKSON, Glover (C) 1993-94  
JACKSON, Howard W. (G) 1936-39  
JACOBS, Stan J. (F) 1958-61  
JACOBSON, Taylor (G), 2009-  
JENNINGS, Frank (F) 1946-47  
JOE, Darryl (G) 1986-88  
JOHNSON, Alonzo (C) 1994-95  
JOHNSON, Byron (C) 1947-52  
JOHNSON, C. B. (F) 1909-12  
JOHNSON, Chris (F), 2005-09  
JOHNSON, F. (G) 1929-32  
JOHNSON, G. (F) 1947-48  
JOHNSON, Joe (G) 1983-84  
JOHNSON, Kent (F) 1969-70  
JOHNSON, Melvin F. (G) 1911-15  
JOHNSON, Paul (G) 1992-93  
JOHNSON, Steffond (F-C) 1981-84  
JOHNSON, Tex (C) 1924-27  
JONES, Bob (F) 1923-26  
JONES, Johnny (G) 1980-84  
JONES, L. (F) 1920-22  
JONES, Leslie V. (F) 1952-55  
JONES, Wally (G) 1944-45  
JOSEPHSON, . . . . (G) 1940-41  
JOURNEY, Beau (G) 1932-35  
JOVANOVIĆ, Zoran (C) 1985-86  
JUKKOLA, Ralph (F) 1966-69

## K

KAMMER, Marty (G) 1955-56  
KAUFFMAN, Jim (G) 1937-38  
KEENE, Howard (F) 1961-63  
KEENEY, J. R. (F) 1908-09  
KELLY, G (F) 1931-33  
KENT, John (G) 1946-47  
KILPATRICK, . . . . (G) 1919-20  
KINGERY, Wayne (G) 1944-45  
KINGSLEY, Zach (G) 2008-10  
KISTLER, Brian (F) 1980-82  
KIZER, Roland C. "Chesty" (F) 1921-23  
KOUNDJIA, Regis (F), 2003-04  
KNUDSON, Jim (G) 1971-72  
KRAJEWSKI, Richard (C) 1988-91

**Bill Newton**



**Ed LeBlanc**



## L

LALLY, Mike F. (C-F) 1908-11  
LAMONT, Randy (C) 1967-69  
LAZARE, Darnell (F) 2003-07  
LEDDUX, Margus (F) 1998-99  
LANG, Bob (F) 1969-70  
LANIER, Harold A. 1928-29  
LARCADE, J. A. (G) 1908-09  
LARKIN, M. "Slim" (C) 1929-31  
LEA, D. (G) 1945-46  
LEATHERS, W. D. "Bill" (F) 1934-37  
LeBLANC, Ed (C) 1972-76  
LANDRY, Brandon (G) 1998-01  
LEE, Bill (F) 1952-55  
LeFEVRE, Frank (C) 1974-77  
LEGLER, Chuck (C-F) 1966-69  
LEOPOLD, J. T. (F) 1917-18  
LESHER, L. R. (F) 1910-11  
LESTER, Ed. F. Jr. (F) 1944-45  
LEWIS, P. B. (G) 1909-10  
LEWIS, Cecil Ray (F) 1959-62  
LEWIS, William S. "Bill" (G) 1916-17  
LINDSEY, Clyde H. (F) 1944-46  
LINDSEY, Jim (F) 1948-51  
LINDSEY, Lloyd Leon (C) 1935-38  
LITTON, O. B. 1909-10  
LIVINGSTON, Randy, (G) 1994-96  
LLOREDA, Jaime (F), 2002-03  
LOBDELL, William Y. (F) 1931-32  
LOE, Ralph (C) 1972-73  
LOFLIN, J. T. (G) 1942-43  
LOFTIN, Bill (F) 1957-58  
LOFTIN, Bob (F) 1957-59  
LONG, Earl (F) 1958-59  
LOUGHMILLER, Don (G) 1951-54  
LOWTHER, Bobby (F) 1942-43; 45-48  
LUDWIG, Eddie (F), 2009-13  
LUKER, J. B. (G) 1928-31  
LUPCHO, Rich S. (G) 1967-69  
LYLE, Mel (F) 1946-47

## M

McARDLE, Benny J. (G) 1951-54  
McCAIN, R. R. (G) 1955-56  
McCARSON, Paul (G) 1954-55  
McDONALD, Ben (F) 1986-87  
McDOWELL, "Red" (G) 1941-42  
McDUFF, . . . . (G) 1923-25  
McFARLAND, Reggie A. (G) 1918-23  
McGEEHEE, Webb (G) 1927-30  
McKENZIE, Kyle (G) 1987-89  
McLEOD, James (G) 1941-42  
McLOUGHLIN, Bob (G) 1961-62  
McMANUS, . . . . (C) 1940-41  
McMORRIS, Vernon D. (G) 1943-44  
McNEILY, James (F) 1951-55  
MACKLIN, Durand (F) 1976-78; 79-81  
MADISON, Dave (G) 1940-43

**Eddie Palubinskas**



**Ethan Martin**




MAGEE, Norman (G) 1951-55  
MAGRUDER, . . . . 1909-10  
MAILE, Dick (F) 1962-65  
**MALONE, Darcy (C), 2013-**  
MANCE, Omar-Seli (G) 1998-99  
MARAVICH, Josh (G), 2002-05  
MARAVICH, "Pistol" Pete (G) 1967-70  
MARSHALL, Paul (G), 1991-92  
MARTIN, Ethan (G) 1977-81  
**MARTIN, Jarell (F), 2013-**  
MARTIN, Ken G. (F) 1955-56  
MARTIN, Terry (G), 2006-09  
MASCIA, David (G), 1991-92  
MASON, C. C. "Charlie" (C) 1925-27  
MASON, Dameon (F), 2006-07  
MATIENZO, . . . . (G) 1908-09  
MATTICK, Rick (C) 1976-79  
MAYOCK, Dan (F) 1968-69  
MEADOR, Bob J. (F) 1949-51  
MENRELL, Dick (F) 1946-48  
MERLE, Dom A. (F) 1955-58  
MERRELL, Richard L. (F) 1947-48  
MICHAELIS, Bill (G) 1943-44; 46-49  
**MICKEY, Jordan (F), 2013-**  
MIDDLEBROOK, . . . . (F) 1919-20  
MILANOVIĆ, Paul (G) 1967-68  
MILEY, Harry L. (G) 1944-45  
MILLER, Herd J. (C) 1944-45  
MILLER, Nolen C. "Babe" (G) 1933-36  
MILLER, Robert "Bob" (G-F) 1975-77  
MINOR, Tack (G), 2003-05, 07  
MITCHELL, Darrel (G), 2002-06  
MITCHELL, Leonard (F-C) 1980-84  
MITCHELL, Tasmin (F) 2005-07; 08-10  
MIXON, Butch (G) 1958-59  
MOON, Lynn B. (C) 1956-59  
MOORE, Bill (G) 1944-45  
MOREY, Dale E. (F) 1939-42  
MORGAN, Malik (G), 2012-14  
MOSCOVITZ, Danny (G), 1990-91  
MOSELEY, V. (F) 1909-13  
MOUTON, Lyle (G) 1987-89  
MUNSON, Wayne (F) 1957-59  
MURPHY, Gene A. (F) 1947-51  
MURPHY, Mike (F) 1964-65  
MURRAY, C. C. (F) 1943-44  
MUTAVOZIC, Misha (C) 1994-96

## N

NABORS, Gene (G) 1995-96  
NATTIN, George L., Jr. (G) 1959-62  
NELTNER, Ross (F), 2003-05  
NESON, Guy W. (C) 1929-32  
NEWMAN, Donald (G) 1975-76  
NEWTON, Bill R. "Fig" (F) 1969-72  
NOLLEY, Landers (G/F) 1994-96  
NOTO, J. J. (G) 1923-24

**T.J. Pugh**





**Don Redden**



### O

O'BRYANT III, Johnny, (F), 2011-14  
 OCHS, . . . (F) 1945-46  
**ODO, John (F), 2013-14**  
 O'NEAL, Shaquille (C) 1989-92  
 O'QUINN, Leon (F) 1913-15  
 OWENS, Andre (G) 1992-94  
 OWEN, Chester (F) 1946-47  
 OZBURN, Joe (G) 1948-51

### P

PALFI, Djole (F) 1994-95  
 PALMER, . . . (F) 1918-19  
 PALUBINSKAS, Eddie (G) 1972-74  
 PAYNE, . . . (G) 1913-15  
 PEARCE, Clyde (F) 1913-17  
 PERKINS, Greg (G) 1982-83  
 PETTIT, Robert L. "Bob" (C) 1951-54  
 PHARES, Jack (G) 1924-28  
 PHILLIPS, W. J. (G) 1908-11  
 PIAZZA, Doug (F) 1963-64  
 PICOU, John (G) 1990-92  
 POE, F. E. (F) 1929-30  
 POPULIST, Daron (G), 2009-11  
 POTTS, Chico (G) 1997-98  
 PUGH T.J. (G) 1990-92

### Q

**QUARTERMAN, Tim (G), 2013-**  
 QUIZONEZ, . . . . 1918-19

### R

RABENHORST, O. "Dudey" (G) 1918-19  
 RABORN, Tommy (F) 1957-61  
 RAGUS, Leonard A. (G) 1959-60  
 RAISOR, Phil (G) 1958-60  
 RAMIREZ, M. (F) 1943-44  
 RAMSDEN, Dave K. (C) 1966-69  
 RANDOLPH, Anthony (F) 2007-08  
 RASMUSSEN, Bob (F) 1966-67  
 RAYMOND, Chris (G) 1972-74  
 REDDEN, Don (G-F) 1982-86  
 REILY, Charlie S. (F) 1909-12  
 REYNOLDS, Jerry (F-G) 1982-85  
 RILEY, Red (G) 1917-22  
 RITTNER, Perrin (F) 1949-51  
 ROACH, Danny (F) 1961-62  
 ROBERT, Charley (F) 1951-53  
 ROBERTS, Stanley (C-F) 1989-90  
 ROLAND, Lamont (G) 1999-01  
 ROLLE, Magnum (F) 2005-07  
 ROSS, A. L. (F) 1912-14  
 RUBCHENKO, Roman (F) 1992-96  
 ROY, R. S. (F) 1917-18

**Derrick Taylor**



**Jerry Reynolds**



RUDOLPH, Gus (F) 1978-80  
 RUSHING, Troy E. (F) 1953-57  
 RYAN, Warren F. "Pat" 1908-09

### S

SAMUELS, H. J. (F) 1931-34  
 SANBORN, . . . (G) 1929-32  
 SANDERS, Al T. "Apple" Jr. (G) 1945-47  
 SANDERS, Al T. "Little Apple" III (C) 1969-72  
 SANDERS, J. Y. (G) 1908-11  
 SAXON, Jimmy (F) 1925-28  
 SAYLOR, Doug (G) 1974-76  
 SCALES, DeWayne (F) 1977-80  
 SCHAPER, John N. (F) 1970-72  
 SCHIELE, Chester (G) 1947-48  
 SCHIELE, Joe (F) 1945-48  
 SCHULTZ, Darrell (G) 1950-53  
 SCOTT, Garrick (C), 1994-96  
 SCOTT, Lester (G) 1988-89  
 SEBASTIAN, Don J. (G) 1952-56  
 SEBASTIAN, J. D. (G) 1919-20  
 SHARP, . . . (G) 1929-30  
 SHEPPARD, Nick (C) 1995-97  
 SHIRLEY, Calvin S. "Buddy" (G) 1965-67  
 SHOCKEY, Jere (F) 1969-71  
**SHORTESS, Henry (G), 2013-**  
 SHOWS, W. (F) 1941-43  
 SHUMAKER, Steve (C) 1967-68  
 STENER, Carl (C) 1971-74  
 SIGLER, Roger W. (F) 1953-57  
 SIMMONS, Terrance (G) 1996-97  
 SIMOES, Paulo (G) 1986-88  
 SIMPSON, Gary (G) 1970-71  
 SIMS, Billy (F) 1942-43  
 SIMS, Keith (G) 1944-45  
 SIMS, Wayne (F) 1987-91  
 SIMS, Willie (G) 1977-81  
 SINGLETON, Vernel (C) 1988-92  
 SLOANE, LeGrand W. (F) 1942-43  
 SMITH, Allen (G) 1959-60  
 SMITH, Jabari (C) 1998-00  
 SMITH, Nick (F) 1925-28  
 SMITH, Terry (G) 1965-66  
 SMITH, Tom (G) 1930-33  
 SMITH, . . . . 1909-10  
 SPENCER, Bo (G), 2007-10  
 SPENCER, Duane (F) 1995-96  
 SPILLER, S. (G) 1909-10  
 SQUIRES, . . . (F) 1929-30  
 STANFEL, Rich (C) 1982-83  
 STAYTON, Bill (G) 1931-33  
 STEPHENS, Reed (F) 1947-48  
 STEVENS, Ed (G) 1930-31  
 STEVENS, Norman G. "Steve" (G) 1922-26  
 STONE, Orval (F) 1949-51  
 STOREY, M. (G) 1937-38  
 STRINGER, Andre (G), 2010-14  
 SWIFT, Stromile (F) 1998-00

**Jose Vargas**



**Apple Sanders**



### T

TANNEHILL, George M. (F) 1928-31  
 TANNEHILL, T. (C) 1930-32  
 TARASOVIC, George (F) 1951-52  
 TAYLOR, Derrick (G) 1981-82; 83-86  
 TAYLOR, Jeff (G) 1971-73  
 TAYLOR, H. A. "Red" (F) 1927-28  
 TEMPLE, Collis (C) 1971-74  
 TEMPLE III, Collis (G) 1999-03  
 TEMPLE, Garrett (G), 2005-09  
 TERREBONNE, Greg (G), 2006-08  
 THIGPEN, Tommy P. (C) 1964-67  
 THOMAS, Quenton (G) 1994-95  
 THOMAS, Tyrus (F), 2005-06  
 THOMPSON, Charlie (G) 2000-04  
 THOMPSON, Dick (G) 1947-51  
 THOMPSON, T. (C) 1938-40  
 THORNALL, Bill (F) 1942-43  
 THORNTON, Marcus (G), 2007-09  
 THORNTON, Quintin (F), 2007-09  
 THORNTON, Sam B. 1922-23  
 TIPTON, Wayne (F-G) 1964-67  
 TITUS, Brandon (G) 1992-94  
 TONKOVICH, Dawn (G) 1971-74  
 TONN, R. W. "Ruddy" Jr. (F) 1930-32  
 TORRANCE, Jack (C) 1931-34  
 TRACEY, Dennis (G) 1988-90  
 TRIBBETT, Jeff A. (G) 1967-70  
 TRICHILLE, Bert (F) 1935-36  
 TUCKER, Reggie (G) 1997-98  
 TUDDR, Bobby (F) 1954-55  
 TUDDOR, John (G-F) 1980-84  
 TURK, Dave (F) 1962-63  
 TURNER, Ralston (G), 2010-12  
 TURNLEY, J. E. "Bob" (G) 1943-44

### U

UFFMAN, Kenneth (F) 1947-48  
 USSERY, Stephen (F) 1988-89

### V

VANCE, Damon (C) 1983-84  
 VANCE, Griff D. (F) 1938-41  
 VARGAS, Jose (C) 1984-88  
 VOIGHT, Ken L. Jr (G) 1966-68  
 VOOGD, Ben (G), 2005-07

### W

WADE, Malcolm "Sparky" (G) 1932-35  
 WALDEN, Henry E. (C) 1912-15  
 WALTERS, Bill (G) 1942-43; 45-47  
 WALTERS, Jack (F) 1935-36

**Anthony Wilson**



**DeWayne Scales**



WALTON, Adam (F) 1995-97  
 WARNER, Jack (G) 1996-97; 99-00  
 WARREN, Storm (F), 2008-12  
 WASHINGTON, Rogers (F) 1995-97  
 WEBB, Charlie L. (G) 1942-43; 45-47  
 WEBER, S. R. "Chink" (G) 1922-23  
 WELCH, Jim (C) 1936-37  
 WELLS, Wendell Wally (G) 1934-37  
 WESLEY, Bob (F) 1952-53  
 WHIPPLE, Xavier (G) 2001-05  
 WHITE, Hamp (G) 1963-65  
 WHITE, H. H. (G) 1915-16  
 WHITE, Joe (C) 1955-57  
 WHITE, Malcolm (F), 2010-12  
 WHITEHURST, Charles (F) 1954-55  
 WHITTLE, Bill (F) 1970-73  
 WILKINSON, J. P. (G) 1912-16  
 WILKINSON, W. Scott (G) 1913-17  
 WILKINSON, . . . . (C) 1924-25  
 WILLIAMS, Michael (G), 2012-13  
 WILLIAMS, Jermaine (F) 1998-02  
 WILLIAMS, John (F) 1984-86  
 WILLIAMSON, Maurice (G) 1989-90; 91-93  
 WILSON, Anthony (G) 1983-87  
 WILSON, Bill L. (C) 1962-65  
 WILSON, Edwin (G) 1985-86  
 WILSON, Jason (F) 2000-02  
 WILSON, Les (G) 1926-29  
 WILSON, Nikita (C-F) 1983-87  
 WOLF, Sidney "Izzy" 1918-19  
 WOLFERT, Paul (F), 2002-05  
 WOLFERT, Rick (C) 1972-73, 1974-75  
 WOLFF, Dennis (G) 1973-75  
 WOLFE, Jamaal (G) 1998-99  
 WOMACK, Leroy (F) 1996-97  
 WOODSIDE, Bernard (F) 1985-88

### Y

YATES, Robert P. (G) 1947-51  
 YOUNG, JueMichael (F) 2001-02

### Z

ZIEGLER, Lonnie (C) 1965-66  
 ZINSER, Paul (G) 1953-55

This list represents basketball lettermen since LSU began basketball in 1908-09. The sports information office will appreciate your assistance in correcting any errors. Send all corrections or additions to Kent Lowe, P. O. Box 25095, Baton Rouge, La., 70894

**Bernard Woodside**



While some of the jersey numbers listed date back to the 1930s, records are somewhat incomplete through the 1950s. If you have changes, additions or corrections, please send them to Basketball SID Kent Lowe at [clowe@lsu.edu](mailto:clowe@lsu.edu) for future updates.

## 0

Glen Davis, 2006-07

## 00

Charles Carmouche, 2013  
 Brian Green, 2000-01-02-03  
 Omar Seli-Mance, 1999  
 Hernan Montenegro, 1988

## 1

Anthony Hickey 2012-13-14  
 Tasmin Mitchell, 2006-07-08-09-10  
 Regis Koundjia, 2005  
 Tony Gipson, 2003-04

## 2

Johnny O'Bryant III 2012-13-14  
 Chris Beattie, 2010  
 Delwan Graham, 2009  
 Dameon Mason, 2007-08  
 Darrel Mitchell, 2003-04-05  
 Brian Beshara, 2000-01

## 3

Henry Shortess, 2014  
 Jalen Courtney, 2013  
 Garrett Green, 2010-11  
 Anthony Randolph, 2008  
 Tack Minor, 2004-05-06-07  
 Torris Bright, 2000-01-02-03  
 Jaamal Wolfe, 1999  
 Reggie Tucker, 1998  
 Doug Annison, 1993-94

## 4

Corban Collins, 2013  
 Chris Bass, 2009-10-11-12  
 Ben Voogd, 2006-07  
 Regis Koundjia, 2004  
 JueMichael Young, 2002  
 Stromile Swift, 1999-00  
 Gene Nabors, 1996-97  
 Jamie Brandon, 1992-93-94  
 Fess Irwin, 1987-88  
 Joe Schiele, 1947

## 5

Shavon Coleman, 2013-14  
 Malcolm White, 2011-12  
 Marcus Thornton, 2008-09  
 Mildon Ambres, 2004  
 Robert Royal, 2001  
 Jamal Harrison, 2001  
 DeJuan Collins, 1998  
 Lester Earl, 1997  
 Landers Nolley, 1995-96  
 Andre Owens, 1993-94  
 Justin Anderson, 1992  
 Frank Jennings, 1947

## 10

Andre Stringer , 2011-12-13-14  
 Daron Populist, 2010  
 Greg Terrebonne, 2007-08  
 David Fleshman, 2005-06  
 Charlie Thompson, 2001-02-03-04  
 Rhodaria Caston, 1998  
 David Bosley, 1994-95-96-97  
 Maurice Williamson, 1990-92-93  
 Parker Griffith, 1987-88  
 Derrick Taylor, 1982-84-85-86  
 Willie Sims, 1978-79-80-81  
 Bob Miller, 1976-77  
 Eddie Palubinskas, 1973-74

## 11

Shane Hammink, 2013-14  
 Bo Spencer, 2008-09-10  
 Josh Maravich, 2003-04-05  
 Brandon Landry, 1999-00-01  
 Djole Palfi, 1995  
 Mike Hansen, 1991-92-93  
 Anthony Wilson, 1984-85-86-87  
 Drexal Allen, 1982  
 Mark Alcorn, 1980-81  
 Al Green, 1979  
 Kenny Gray, 1958  
 Roger Sigler, 1956-57  
 Charlie "Bubba" Webb, 1947

## 12

Jarell Martin, 2014  
 Ronald Martin, 2012  
 Aaron Dotson, 2010  
 Tyrus Thomas, 2006  
 Ronald Dupree, 2000-01-02-03  
 Darryl Cooper, 1999  
 Sean Gipson, 1993-94  
 John Picou, 1991-92  
 Lester Scott, 1989  
 Darryl Joe, 1987-88  
 Johnny Jones, 1981-82-83-84  
 Joe Combs, 1958  
 Troy Rushing, 1955  
 Frank Brian, 1947

## 13

Eddie Ludwig, 2010-11-12-13  
 Terry Martin, 2007-08-09  
 Pete Bozek, 2001-02  
 Dennis Tracey, 1989-90  
 Todd Kinchen, 1988  
 John Hudson, 1960-61

## 14

Courtney, Jalen, 2011-12  
 Garrett Temple, 2006-07-08-09  
 Jaime Lloreda, 2003-04  
 Quenton Thomas, 1995-96  
 Kyle McKenzie, 1988-89  
 Edwin Wilson, 1986  
 Donald Green, 1983  
 Matt England, 1981-82  
 Stanley Jacobs, 1960-61

## 15

Dennis Harris, 2010-11  
 Magnum Rolle, 2006-07  
 Jeremy Comeaux, 1998  
 Deuce Ford, 1996  
 Ocie Conley, 1985-86  
 Joe Johnson, 1984  
 Ray Borner, 1982  
 Ray Vallery, 1956  
 Don Belcher, 1953-54-55

## 17

James Gremillion, 1947

## 20

Dave Jackson, 2013  
 Zach Kinsley, 2009-10  
 Garrett Green, 2008  
 Tim Bush, 2003  
 Leroy Womack, 1997-98  
 Ronnie Henderson, 1994-95-96  
 T. J. Pugh, 1991-92  
 Jason Cormier, 1989  
 Neboisha Bukumirovich, 1985-86-87-88  
 John Tudor, 1981-82-83-84  
 Jordy Hultberg, 1977-78-79-80  
 Donald Newman, 1976  
 Randy Herring, 1974-75  
 Jim Knudsen, 1972  
 Tommy Henner, 1970  
 Mark Bernbrock, 1969  
 Ken Voigt, 1967-68  
 Tommy Collins, 1959  
 Bill Walters, 1946  
 Abner Wimberly, 1944  
 Griff Vance, 1941  
 Tommy Thompson, 1939  
 Glenn Delafield, 1937

## 21

Matt Derenbecker, 2011  
 Chris Johnson, 2006-07-08-09  
 Courtney Trask, 2003  
 Jermaine Williams, 2000-01-02  
 Brian Beshara, 1999  
 Randy Livingston, 1995-96  
 Lenear Burns, 1990-91-92-93-94  
 Lyle Mouton, 1988-89  
 Dennis Brown, 1984-85-87  
 Ethan Martin, 1978-79-80-81  
 Doug Saylor, 1975-76-77  
 Tommy Raborn, 1958  
 Don Loughmiller, 1953-54  
 Humberto Ramirez, 1944  
 Jack Bushman, 1937

## 22

Darcy Malone, 2014-  
 Ralston Turner, 2011-12  
 Taylor Jacobsen, 2010  
 Darrel Mitchell, 2006  
 Xavier Whipple, 2002-03-04-05  
 Maurice Carter, 1996-97-98-99  
 Clarence Ceasar, 1992-93-94-95  
 Shawn Griggs, 1991  
 Russell Grant, 1988-89  
 Greg Perkins, 1983

J. Brian Bergeron, 1979-80-81  
 Kenny Higgs, 1975-76-77-78  
 Wade Evans, 1973-74  
 Ray Lewis, 1960  
 Wayne Monson, 1958  
 Troy Rushing, 1956-57  
 Jim McNeily, 1954-55  
 Gene Murphy, 1949-50  
 Vernon McMorris, 1944

## 23

Pete Maravich, 1968-69-70  
 Tom Collins, 1958  
 Charlie Seitz, 1957  
 Don Sebastien, 1954-56  
 Joe Ozburn, 1949-51  
 Jim McLeod, 1943  
 George Haynie, 1941  
 Felix Buchanon, 1938  
 Ray Giacomina, 1936-37  
 Sparky Wade, 1935  
 Note: Pete Maravich's number retired in 1970

## 24

Malik Morgan, 2013-14  
 Storm Warren, 2009-10-11-12  
 Terrence Simmons, 1997  
 Paul Johnson, 1993  
 Vernel Singleton, 1989-90-91-92  
 John Williams, 1985-86  
 Leonard Mitchell, 1981-82-83-84  
 Len Breda, 1977-78  
 Brent Boyd, 1976  
 Dennis Wolff, 1974-75  
 Jeff Taylor, 1972-73  
 Gary Simpson, 1971  
 Richard Hickman, 1968-69-70  
 Brad Brian, 1967  
 Buddy Shirley, 1966  
 Pat Chase, 1965  
 Sam Chase, 1962-63-64  
 Mahon Edmondson, 1961  
 Phil Raisor, 1960  
 Bobby Yates, 1949  
 Keith Sims, 1945  
 Dave Madison, 1942  
 Conley Hathorn, 1936-37-38  
 Ben Journeay, 1935

## 25

Jordan Mickey, 2014  
 Daron Populist, 2011  
 Ross Chouest, 2002  
 Louis Earl, 1997-98  
 Brandon Titus, 1993-94  
 Paul Marshall, 1992  
 Danny Moscovitz, 1991  
 Chris Carrier, 1986  
 Joe Costello, 1979-80-81-82  
 Randy Coppens, 1975-76-77  
 Dawn Tonkovich, 1972-73-74  
 John Brantley, 1971  
 John Carr, 1970  
 Rusty Bergman, 1968-69  
 Kenny Drost, 1965-66  
 Bob Fetter, 1961-62-63-64  
 Dick Davies, 1959-60  
 Dick Thompson, 1949-50-51  
 James McLeod, 1942  
 Wendell Wells, 1937

## 26

Talmadge Bozeman, 1940  
 Glenn Delafield, 1938

## 27

Elliot Gremillion, 1944  
 Raymond Bass, 1942  
 Tommy Thompson, 1940  
 Woodie Doshier, 1939  
 Nolan Miller, 1935, 1936

## 28

Glavis Edwards, 1946  
 Ed Lester, 1945  
 LeGrand Sloane, 1943  
 Felix Buchanon, 1940  
 Dick Burge, 1939  
 Jack Bushman, 1938

## 29

Edgar "Bud" Turnely, 1944  
 John Chaney, 1941-43  
 Howard Jackson, 1937  
 Audley MacDonald, 1936  
 Jack Harris 1935

## 30

Alex Farrer, 2006-07-08-09-10  
 Brandon Bass, 2004-05  
 Chico Potts, 1998  
 Stephen Ussery, 1989  
 Bernard Woodside, 1986-87-88  
 Theron Cojoe, 1983-84  
 Brian Kistler, 1981-82  
 Frank Lifetree, 1977-78  
 Michael Brown, 1976  
 John Enguist, 1973-74  
 Tommy Hess, 1970-71-72  
 Rick Lupcho, 1968-69  
 Buddy Shirley, 1967  
 Scott Eowling, 1966  
 Judd Cramer, 1964  
 George Nattin, 1960-61-62  
 Wayne Monson, 1959  
 Wilton Dale, 1944  
 Dave Madison 1943  
 Willie Morgan, 1940-41  
 Arnold Bryan, 1937  
 Bert Trichel, 1936  
 Buddy Blair, 1935

## 31

John Odo, 2014  
 Jermaine Williams, 1999  
 Oliver Brown, 1984-85-86-87  
 DeWayne Scales, 1978-79-80  
 Mark Smyth, 1977  
 Al "Little Apple" Sanders, 1970-71-72  
 Ralph Jukkola, 1967-68-69  
 Wayne Austin, 1965-66  
 Doug Piazza, 1964  
 Maury Drummond, 1961-62-63  
 Joe Borgini, 1960  
 Bobby Lowther, 1943  
 W. Shows, 1942  
 Frank Doughtry, 1938

## 32

John Isaac, 2012  
 Quintin Thornton, 2008-09  
 Paul Wolfert, 2003-04-05  
 Willie Anderson, 1998-99  
 Nick Shepherd, 1996-97  
 Harold Boudreaux, 1990-91-92  
 Paulo Simoes, 1987-88  
 Damon Vance, 1984-85  
 Howard Carter, 1980-81-82-83  
 Ernest Brown, 1979  
 Gary Huffman, 1975-76  
 Mickey Heard, 1974  
 Terry Smith, 1966  
 Randy Geyer, 1964-65  
 Ray Lewis, 1962  
 Lynn Moon, 1959  
 Charley Robert, 1953  
 Bobby Boggess, 1949-50-51  
 Dick Merrel, 1948  
 Clyde Lindsey, 1946  
 Hear Miller, 1944  
 William Walters, 1943  
 Sid Auger, 1936

## 33

Marqus LeDoux, 1999  
 Glover Jackson, 1994  
 Shaquille O'Neal, 1990-91-92  
 Ricky Blanton, 1985-86-87-88-89  
 Steffond Johnson, 1982-83-84  
 Walter Campbell, 1978-79  
 John Breathwit, 1976-77  
 Mike Darnall, 1974-75  
 Steve Chidley, 1972  
 Jere Shockey, 1971  
 Jeff Tribett, 1968-69-70  
 Kenny Drost, 1967  
 Brad Brian, 1965-66  
 Steve Cram, 1964  
 Ellis Cooper, 1961-63  
 Butch Mixon, 1959  
 Lynn Moon, 1957-58  
 Bob Freshley, 1953-54  
 Orval Stone, 1950  
 Ray Bass, 1949  
 Dick Harris, 1944  
 Jack Fulkerson, 1942  
 Walker Cress, 1937  
 Lloyd Lindsey, 1935  
 Note: Shaquille O'Neal's number retired in Dec. 2000

## 34

Glen Davis, 2005  
 Mildon Ambres, 2003  
 Cedric Carter, 1998-99  
 Alonzo Johnson, 1995  
 Randy Duvall, 1990  
 Tyrone Black, 1980-81-82-83  
 John Shaper, 1971-72  
 Kent Johnson, 1970  
 Chuck Legler, 1968-69  
 Dave Ramsden, 1967  
 Harry Heroman, 1964-65-66  
 Dave Turk, 1963  
 Ray Lewis, 1960-61  
 Carey Guglielmo, 1958  
 R. R. McCain, 1957  
 Paul Zinser, 1954-55

Joe Dean, 1950-51  
 Bill Michaelis, 1949  
 Winson Hoover, 1944

## 35

Darnell Lazare, 2004-05-06-07  
 Rogers Washington, 1996-97-98  
 David Mascia, 1993  
 Chris Jackson, 1989-90  
 Jerry Reynolds, 1983-84-85  
 Lionel Green, 1976-77-78-79  
 Glenn Hansen, 1974-75  
 Bill Whittle, 1971-72-73  
 Danny Hester, 1969-70  
 Chuck Legler, 1967  
 Larry Henderson, 1965-66  
 Jack Belcher, 1964  
 Ray Hines, 1960  
 Carey Guglielmo, 1959  
 Dom Merle, 1957-58  
 Dick Holt, 1956  
 Norman Magee, 1953-54-55  
 Bob Meador, 1949-50-51  
 Jim Welch, 1937  
 Kernan Banker, 1936

## 36

Bill Bohannon, 1936

## 37

Doc Floyd, 1937  
 Buster Bryan, 1936

## 38

W. D. Leathers, 1935-36-37

## 39

Willard Beeson, 1936

## 40

Brian Helquist, 1999  
 Durand "Rudy" Macklin, 1977-78-79-80-81  
 Paul Kates, 1976  
 Carl Siener, 1972-73-74  
 Bob Lang, 1970  
 Paul Milanovich, 1968  
 Wayne Tipton, 1965-66  
 Steve Cram, 1963  
 Bob McLoughlin, 1962  
 Stan Jacobs, 1959  
 Bob Loftin, 1958  
 Bill Lee, 1954  
 Sonny Gregory, 1950  
 Jack Hall, 1949  
 Wendell Well, 1936  
 Note: Rudy Macklin's uniform with No. 40 retired in Feb. 2010.

## 41

Justin Hamilton, 2012  
 Ross Neltner, 2005  
 Collis Temple III, 1999-00-01-02-03  
 Duane Spencer, 1996-97  
 Richard Krajewski, 1989-90-91  
 Nikita Wilson, 1984-85-86-87  
 Rick Mattick, 1977-78-79-80  
 Collis Temple, Jr., 1972-73-74  
 Nelson Isley, 1971  
 Jere Shockey, 1969  
 Bob Grdley, 1968  
 Wayne Tipton, 1967  
 Pat Chase, 1966  
 Ronnie Register, 1965

## 42

Antonio Hudson, 2002-03-04-05  
 Bob Hall, 1997  
 Ben McDonald, 1987-88  
 Edwin Wilson, 1986  
 Duane DeArmond, 1977-78-79-80  
 Willie High, 1976  
 Marty Allman, 1971-72-73  
 Steve Shumaker, 1968  
 Bob Rasmussen, 1967  
 Hamp White, 1964-65  
 Jim Lindsey, 1949-50

## 43

Lamont Roland, 2000-01  
 Misha Mutavdzic, 1995-96  
 Geert Hammink, 1989-90-91-92-93  
 Jose Vargas, 1985-86-87-88  
 Greg Cook, 1978-79-80-81  
 Frank LeFevre, 1975  
 Ralph Loe, 1973  
 Bill Newton, 1970-71-72  
 Dave Ramsden, 1969  
 Randy LaMont, 1968  
 Pete Henry, 1966  
 Dick Maile, 1963-64-65  
 Norman Card, 1962  
 Allen Smith, 1960  
 Stan Jacobs, 1959  
 Bill Loftin, 1958  
 Ken Marten, 1956  
 Les Jones, 1953-54  
 Perrin Rittner, 1950

## 44

Thomas Davis, 2002-03  
 Jason Wilson, 2001  
 Adam Walton, 1995-96-97  
 Kirk Goehring, 1993  
 Wayne Sims, 1988-89-90-91  
 Don Redden, 1983-84-85  
 Andy Campbell, 1978-79-80-81  
 Scott Spencer, 1977  
 Ed LeBlanc, 1973-74-75-76  
 Tommy Thigpen, 1965-66-67  
 Norman Card, 1964  
 Howard Keene, 1962-63  
 Raymond Arthur, 1961  
 Joe Clune, 1960  
 Jim Crisco, 1957-58-59  
 Byron Johnson, 1949-50  
 Bob Meador, 1948

## 45

Brandon Eddlestone, 2014  
 Mychal Williams, 2013  
 Aaron Dotson, 2011  
 Ross Neltner, 2004  
 Jack Warner, 1997-98-99-00-01  
 Roman Rubchenko, 1993-94-95-96  
 Zoran Jovanovich, 1985-86  
 Rick Stanfel, 1983  
 Gus Rudolph, 1979-80  
 Floyd Bailey, 1975-76-77-78  
 John Brantley, 1972  
 Drew Corley, 1967-68-69  
 Lonnie Ziegler, 1965  
 Bill Wilson, 1963-65  
 Tom Conklin, 1961-62  
 Phil Raisor, 1959  
 Mark Freeman, 1950  
 Graves Holloway, 1949

## 50

Joe Combs, 1959  
 Bob Pettit, 1952-53-54  
 Note: Bob Pettit's number retired in 1954

## 51

Joshua Badeaux, 2013  
 Shawnson Johnson, 2003  
 Jason Wilson, 2002  
 Scott Bowling, 1965  
 Randy Geyer, 1963  
 John Bayley, 1961-62  
 Carey Guglielmo, 1960

## 52

Jabari Smith, 1999-00  
 Jeremy Comeaux, 1998  
 Duncan Dowling, 1963  
 Tommy Raborn, 1959-60  
 Joe Fahey, 1955-56  
 Benny McArdle, 1953-54  
 Darrell Schultz, 1951

## 53

Stanley Roberts, 1990  
 Jack Blecher, 1962-63  
 Bob Loftin, 1959

## 54

Brad Bridgewater, 1999-00-02-03  
 Garrick Scott, 1995-96  
 Norman Card, 1963  
 Duncan Dowling, 1962  
 Tom Conklin, 1961  
 Earl Long, 1959  
 Joe White, 1956  
 Ned Clark, 1954-55

## 55

Tim Quarterman, 2014  
 Andrew Del Piero, 2012-13  
 Kenneth Bridges, 1953

## LSU Athletic Hall of Fame

The LSU Athletic Hall of Fame is one of the most prestigious athletic clubs that recognizes only the best and brightest of LSU athletes. All student-athletes in the LSU Athletic Hall of Fame must have received their degree at LSU to be eligible.

In 2007, a category was added to allow coaches and administrators into the LSU Hall of Fame. That allowed both coaches Harry Rabenhorst and Dale Brown and trainer Dr. Marty Broussard to enter the prestigious hall.

Listing includes just the members of the Hall of Fame involved in LSU Basketball:

**Malcolm "Sparky" Wade** -- Inducted in 1937

**Joe Dean** -- Inducted in 1953

**Bob Pettit** -- Inducted in 1954

**Joe Bill Adcock** -- Inducted in 1978

**Bobby Lowther** -- Inducted in 1978

**Durand "Rudy" Macklin** -- Inducted in 1990

**Shaquille O'Neal** -- Inducted in 2000

**Dr. Martin J. Broussard (Athletic Trainer)** -- Inducted in 2009

**Harry Rabenhorst (Head Coach)** -- Inducted in 2009

**Frank Brian** -- Inducted in 2013

**Dale Brown (Head Coach)** -- Inducted in 2013

## Louisiana Sports Hall of Fame

To be a member of the Louisiana Sports Writers Hall of Fame is one of the greatest honors that could be bestowed on an athlete from this state or who has performed a portion of his career in this state. Each year's class continues to add to the prestige of the growing list of Hall of Fame inductees. The Hall of Fame ceremonies are conducted each June in Natchitoches at the Natchitoches Events Center just a block from the new multi-million dollar home of the Hall of Fame that opened in June 2013.

A total of 14 men and women who participated in the LSU basketball program either as players or coaches have been inducted in the Hall of Fame. In 2005, LSU's Durand "Rudy" Macklin, a member of the 1981 Final Four team and the No. 1 rebounder and No. 2 scorer in LSU men's history, along with late former LSU women's head coach Sue Gunter were inducted.

In 2009, the late Dr. Martin J. Broussard became the first athletic trainer ever inducted into the Louisiana Sports Hall of Fame.

This past year, LSU and NBA icon Shaquille O'Neal delighted a packed house for his induction ceremony.

The 14 LSWA Hall of Famers with their years of participation in LSU basketball in parenthesis:

**Buddy Blair** -- (F, 1933-35, member 1935 national champions), inducted 1981

**Frank Brian** -- (F, 1942-43; 1945-47, All-SEC 1943, 1946, two-time NBA All-Star), inducted in 1986

**Dr. Martin J. Broussard** -- LSU athletic trainer for six decades, inducted 2009

**Dale Brown** -- (Coach, 1972-96, 1981, 1986 NCAA Final Four; 1979, 1981, 1985, 1991 SEC Championships, all-time winningest coach at LSU, 448 wins), inducted in 1999

**Joe Dean** -- (F, 1949-52; TV Commentator, LSU Athletic Director, 1987-2000), inducted in 2001

**Sue Gunter** -- (Coach, LSU 1982-2004), inducted into Naismith Hall of Fame, Fall 2005, inducted in 2005.

**Bobby Lowther** -- (F, 1942-43; 1945-48, All-SEC 1946, All-American in 1946 in both basketball and track and field), inducted in 1995

**Rudy Macklin** -- (F, 1976-81, All-SEC 1977, '78, '80, '81, All-America 1981) Second leading scorer, first in rebounding, inducted in 2005.

**Pete Maravich** -- (G, 1967-70, three-time All-American, Division I all-time scorer), inducted in 1984

**Shaquille O'Neal** -- (C, 1989-92, SEC POY 1991, 1992; National Player of the Year 1991; All-American 1991, 92; NBA No. 1 pick, 1992), inducted in 2013

**Bob Pettit** -- (C, 1951-54, two-time All-American, 1953 Final Four member, 10-time NBA All-Star), inducted in 1973



Frank Brian speaks to crowd at 2013 LSU Athletic Hall of Fame banquet.



Dale Brown receives his LSU Hall of Fame award from Johnny Jones.

**Harry Rabenhorst** -- (Coach, 1925-42, '45-57, 1935 national championships, 1953 Final Four), inducted in 1970

**Malcolm "Sparky" Wade** -- (G, 1932-35, member 1935 national champions, first LSU All-American), inducted 1962

**Joyce Walker** -- (G, 1981-84, three-time Kodak All-American ), inducted in 1997



**Kenny Higgs with wife Jill receives his LABC Hall of Fame plaque at the 2011 induction ceremony.**



**Rudy Macklin receives his Louisiana Sports Hall of Fame plaque from Louisiana Sports Writers Association President Scooter Hobbs at the 2005 induction ceremony.**

## Louisiana Association of Basketball Coaches

Formed in 1974, the LABC represents the colleges and universities of the state in an effort to promote basketball on all levels in Louisiana. The group celebrated its 25th anniversary in 1999 with its announcement of its Team of the Century as chosen by the head coaches of men's basketball in the state and a panel of the state's sports media.

### LABC Hall of Fame

**Mahmoud Abdul-Rauf** -- (G, 1988-90, played as Chris Jackson, NCAA all-time leading freshman scorer, All-American, 1989-90) -- inducted in 1998.

**Ricky Blaton** -- (F, 1984-86; 87-89, All-SEC 88, 89 ... Member 1986 Final Four team) -- inducted in 2010

**Frank Brian** -- (F, 1942-43; 45-47, All-SEC 1943, 1946, two-time NBA All-Star), inducted in 1987.

**Howard Carter** -- (G, 1979-83, member 1981 Final Four team), inducted 1994

**Dale Brown** -- (Coach, 1972-1997, winningest coach in LSU history), inducted 2005

**Joe Dean** -- (F, 1949-52), LSU Athletic Director, inducted 1985

**Kenny Higgs** -- (G, 1974-78); All-SEC, 1976-78, inducted 2011

**Jerry Reynolds** -- (F, 1982-85, All-SEC 1984, 1985), inducted 2003

**Durand "Rudy" Macklin** -- (F, 1976-78; 1979-81, member 1981 Final Four team, school's all-time leading rebounder), inducted 1987.

**Dick Maile** -- (F, 1962-65), inducted 2005

**Pete Maravich** -- (G, 1967-70, three-time All-American, Division I all-time scorer), inducted in 1977.

**Leonard Mitchell** -- (F, 1981-84, Member 1981 Final Four Team), inducted 2000

**Shaquille O'Neal** -- (C, 1989-92, two-time All-American, National Player of the Year, 1991), inducted 1998.

**Bob Pettit** -- (C, 1951-54, two-time All-American, 1953 Final Four member, 10-time NBA All-Star), inducted in 1976, charter inductee

**Harry Rabenhorst** -- (Coach, 1925-42, '45-57, 1935 national champions, 1953 Final Four), inducted in 1979.

**Don Redden** -- (F, 1982-86, member 1986 Final Four team), inducted 1993

**Roger Sigler** -- (F, 1953-57, All-SEC 1956, '57), inducted 1999

**Collis Temple, Jr.** -- (F, 1971-74), inducted 1995

**Malcolm "Sparky" Wade** -- (G, 1932-35, member 1935 national champions, first LSU All-American), inducted 1977

## LABC Mr. Basketball Award

Given annually by the LABC to someone who has made a significant contribution to basketball in the state of Louisiana.

**Joe Dean** -- inaugural recipient in 1975

**Bob Pettit** -- recipient in 1976

**Dale Brown** -- recipient in 1988

**Shaquille O'Neal** -- recipient in 2000, L.A. Lakers

## LABC Don Landry Award

Named in honor of the founder and first president of the LABC, given to someone who has rendered distinguished service and made a significant contribution to the LABC.

**Dale Brown** -- inaugural recipient in 1998.

## LABC Bob Pettit Award

Given to the professional player of the year from Louisiana.

**Shaquille O'Neal** -- recipient in 1994, 1995, Orlando Magic

**Shaquille O'Neal** -- recipient in 2000, 2001, 2002, 2004 L.A. Lakers

**Shaquille O'Neal** -- recipient in 2005, 2006, 2007 Miami Heat.

**Marcus Thornton** -- recipient in 2010 New Orleans Hornets.

## LABC Tommy Joe Eagles Memorial Award

Given to the college coach of the year in Louisiana

**Dale Brown** -- recipient in 1979, 1981, 1986, 1987

**John Brady** -- recipient in 2000, 2003, 2006

**Trent Johnson** -- recipient in 2009



**Ronald Anderson**  
Baton Rouge, La.  
District 6



**Scott Angelle**  
Breaux Bridge, La.  
District 3



**Scott Ballard**  
Covington, La.  
District 1



**R. Blake Chatelain**  
Alexandria, La.  
District 5



**Garret "Hank" Danos**  
Larose, La.  
District 3



**Ann Duplessis**  
New Orleans, La.  
District 2  
Chairman



**Stanley J. Jacobs**  
New Orleans, La.  
District 1



**Raymond Lasseigne**  
Bossier City, La.  
District 4



**Jack Lawton**  
Lake Charles, La.  
District 7



**Lee Mallett**  
Lake Charles, La.  
District 7



**Rolfe McCollister**  
Baton Rouge, La.  
District 6



**Jim McCreery**  
Shreveport, La.  
District 4



**James Moore**  
Monroe, La.  
District 5



**J. Stephen Perry**  
New Orleans, La.  
District 2



**Robert Yarborough**  
Baton Rouge, La.  
Member-At-Large  
Past Chairman



**Brandon Crain**  
Alexandria, La.  
Student Member



## Dr. F. King Alexander

President/Chancellor, LSU

### LSU

Dr. F. King Alexander was named the incoming president and chancellor of Louisiana State University, which has an annual budget of \$3.4 billion and more than 54,000 students. He was appointed to the position by the LSU Board of Supervisors in March 2013 and assumed the position on July 1, 2013.

Prior to being named the incoming president, Dr. Alexander was president of California State University, Long Beach (2006-2013) one of the nation's largest public universities located in southern California.

During his more than seven-year tenure at California State University, Long Beach, Dr. Alexander was twice named the California State University Student Association (CSSA) "President of the Year," which represents all 23 California State Universities and its over 440,000 students.

Prior to becoming president of California State University, Long Beach, Dr. Alexander was president of Murray State University in Kentucky (2001-2005) and was a faculty member at the University of Illinois, Champaign-Urbana, where he was the director of the graduate higher education program.

A Kentucky native who grew up in north Florida, Dr. Alexander received his Ph.D. from the University of Wisconsin-Madison in higher education administration with a focus on finance and educational policy analysis, and a Master of Science degree from the University of Oxford, Oxford, England in comparative educational studies.

As a teacher and administrator, Dr. Alexander has received many honors, including the University of Wisconsin-Madison School of Education Alumni Achievement Award (2002) and has research

university faculty affiliations at the University of Wisconsin-Madison Center for the Study of Postsecondary Education (WISCAPE) and Cornell University Higher Education Research Institute (CHERI).

Alexander is an internationally-respected expert in higher education finance and public policy and frequently publishes in national journals and for organizations in this field. He has served as a reviewer, an editorial board member, and a university instructor and faculty member, teaching courses in higher education finance, law, history and current events.

Dr. Alexander also has been asked to represent public higher education colleges and universities on numerous occasions to the United States Congress on issues of college affordability, student indebtedness, and institutional efficiency and effectiveness in efforts to address many of the growing challenges facing American higher education. Due to his national recognition and involvement on higher education issues, Dr. Alexander has served on numerous U.S. higher education and statewide organizational leadership boards where he remains very active.

Dr. Alexander and his wife, Shenette, have three children: Kylie, Savannah and Madison.



## Dr. Bill Demastes

Faculty Athletics Representative

Dr. Bill Demastes, a professor of English at LSU, is in his third year as Faculty Athletics Representative. Dr. Demastes earned his Ph.D. in English in 1986 from the University of Wisconsin-Madison with a Field of Study of Drama as Genre and a specialization in 20th-Century American and British Drama. He

earned his masters in English in June 1979 from the University of Georgia in Athens where he specialized in 19th-Century American Literature.

At LSU, he served as Associate Dean of the College of Arts and

Sciences from 2001-2004 and Director of Undergraduate Studies for the Department of English from 1999-2001 and 2010-11. He has also served as Associate Chair of the Department of English (1998-99); Director of the Master of Arts in Liberal Arts Program (1996-2004); and, Director of Graduate Studies in the Department of English (1992-94; 2006-06).

He was honored with the LSU Alumni Association Faculty Excellence Award in 2000 and in 2002 won the LSU Distinguished Faculty Award. He was named in 2009 an LSU Rainmaker which is given to the top 100 LSU Faculty. In 2010 and 2013 he received the Tiger Athletic Association Undergraduate Teaching Award University College, and in the summer of 2011, he was named the Harry Ransom Summer Fellowship recipient by the University of Texas.





## Joe Alleva

### LSU Vice Chancellor/Director of Athletics

Joe Alleva continues to bring unprecedented national recognition to LSU as Vice Chancellor and Director of Athletics. Under Alleva's leadership, LSU enjoys one of the country's premier athletics programs with success on and off the field of competition. Now in his seventh year at LSU, Alleva is dedicated to athletic and academic excellence, and he is committed to providing the opportunities and the resources necessary for student-athletes to excel in competition, in the classroom and in the community. Alleva joined the LSU family on April 4, 2008 after a highly successful tenure as director of athletics at Duke University for 10 years. Alleva's role at LSU was further expanded in August of 2009 when vice chancellor was added to his title by the LSU Board of Supervisors. It is the first time in school history that the director of athletics has also held a vice chancellor position.

In September 2014, the LSU Board of Supervisors extended Alleva's contract through June of 2019.

Alleva is currently serving a five-year term on the prestigious NCAA Men's Basketball Committee, enhancing his reputation as one of the most respected athletic administrators in the country. Alleva has been appointed to numerous national committees throughout his career, including the Football Bowl Certification Committee, the NCAA Division I Championships/Competition Cabinet and several Southeastern Conference and Atlantic Coast Conference committees.

Upon his arrival at LSU, Alleva unveiled a strategic master plan for the LSU athletics program – "LSU: Thru and True" – to ensure the advancement and future of LSU Athletics as an exemplary enterprise. The central mission of the plan is to create an environment for student-athletes to reach their ultimate potential, prepare them to be champions in life and to set out goals and values for the entire athletics program.

Living up to Alleva's mantra of "competition, classroom, community," LSU student-athletes in 2013-14 logged more than 4,732 hours in community service work across 21 sports through LSU's "Geaux Givers" program. And a total of 88 proud Tigers received their degrees from the university during LSU commencement ceremonies in December and May. LSU's overall graduation success rate for all student-athletes has grown from 69 percent in 2008 to 81 percent in 2013.

With a strong commitment to academics, Alleva ensures that the Cox Communications Academic Center for Student-Athletes is a first-class facility that provides student-athletes the resources necessary for success in the classroom and personal development. And with an emphasis on community service and outreach programs, the implementation under Alleva's direction of the "Geaux Givers" fosters a relationship between the local community and LSU student-athletes, who regularly participate in philanthropic events. Alleva has bolstered the athletic department's L-Club program to reach out and connect with former student-athletes, and he has supervised the thriving "Project Graduation" program in which many former student-athletes have returned to LSU to earn their degrees.

Alleva's tenure has been distinguished by a number of significant athletic achievements, including four straight 10-win seasons by the football team, a baseball national championship

and two College World Series berths, two consecutive women's basketball Sweet 16 appearances, three gymnastics Super Six berths, a softball College World Series appearance and 15 NCAA Top 5 finishes indoors and outdoors by the men's and women's track and field teams.

LSU under Alleva's leadership claimed the 2009 baseball College World Series title, and the Tigers have earned 30 individual NCAA championships in the sports of men and women's track and field, gymnastics, men's golf and women's golf. LSU has captured 12 Southeastern Conference team championships, including the 2011 football crown, and the Tigers have won 80 individual SEC titles during Alleva's term. The Tigers in 2011-12 finished fourth in both the men's and women's Capital One Cup competition that identifies athletic excellence. LSU was one of only two schools in the country – and the only one in the SEC – to rank in the top four in both categories.

LSU's prominence was evident again in the final 2013-14 Learfield Sports Director's Cup standings that recognize the nation's best athletic programs, as the Tigers finished in the Top 25 for the ninth consecutive year. LSU was the only school in the Southeastern Conference to post a 10 win-season (10-3) in football, a 20-win season (20-14) in men's basketball and a 40-win season (46-16-1) in baseball.

The 2013 LSU football team recorded its seventh 10-win season in nine years and defeated Iowa in the Outback Bowl; the men's basketball team earned 20 victories for the first time since 2009; and the baseball team won its fifth SEC Tournament title in seven years and was an NCAA Tournament National Seed for the third straight season. The Lady Tiger basketball team earned his second consecutive Sweet 16 berth, and LSU gymnastics, led by National Coach of the Year D-D Breaux, enjoyed the finest season in its illustrious history,

finishing No. 3 in the nation.

The LSU men's golf team recorded its highest national finish since 1967, as the Tigers placed third at the NCAA Championships. The men's track and field team placed fourth and the women's team sixth at the NCAA outdoor meet. The softball, volleyball, swimming and diving, women's tennis and women's golf teams each participated in NCAA postseason competition. The year was also highlighted by the inaugural season of the sand volleyball program, which gives more LSU female student-athletes the opportunity to compete at the intercollegiate level.

Alleva's vision will keep LSU among the nation's leaders in athletic facilities. In the fall of 2014, LSU opens the expansion of the South End Zone of Tiger Stadium – a project that adds premium seating, general public seating and two state-of-the-art video boards – continuing an effort to augment one of the most iconic venues in all of college sports. Since 2010, Alleva has directed an aggressive campaign to preserve and enhance the appearance of Tiger Stadium that has included the installation new windows, lighting systems, gating systems, and championship plazas.

Under Alleva's direction, LSU's world-renowned track and field program in 2010 received a new running surface in Bernie Moore Stadium, and extensive renovations to the Maddox Field House in the spring of 2014 give the Tigers a first-class indoor track and field venue. Alleva directed a major renovation to the University Club golf course that was completed in September 2010 and allows the LSU men's and women's golf teams to compete on one of the most challenging courses in the country. An overhaul of the LSU soccer facility was completed in the fall of 2011, converting the venue into fan-friendly venue that has attracted record-breaking crowds.

Future plans include a new gymnastics practice facility, a new tennis complex featuring indoor

and outdoor courts, and a modern Nutrition Center for Student-Athletes, a facility that will house full-time chefs and nutritionists and provide the best dietary selections for all Fighting Tiger competitors.

Alleva is an innovator with bold ideas that benefit not only LSU but all of Greater Baton Rouge. He has been instrumental in the planning of the Bayou Country Superfest, a three-day country music concert and festival held in Tiger Stadium each spring. The event attracts over 100,000 visitors to the LSU campus and makes a tremendous economic impact upon the local community.

Alleva became director of athletics at Duke in 1998 and his impressive tenure there propelled the university into the ranks of America's top all-around collegiate programs. Among his outstanding list of accomplishments includes the greatest 10-year period in Duke Athletics, winning more ACC and NCAA championships than in any other decade in school history.

Alleva, whose hometown is Suffern, N.Y., majored in Finance at Lehigh University and received his bachelor's degree in 1975. While at Lehigh, Alleva was the quarterback of the football team and team captain in 1974. Alleva also played on the Lehigh baseball team. He served as a graduate assistant football coach and earned an MBA in 1976.

While at Duke, Alleva played a key role in Durham's community sports scene. He started Little League Baseball in Durham over 20 years ago, and also began the American Legion baseball program.

He is a member of the North Carolina American Legion Hall of Fame, Suffern High School Hall of Fame and the Rockland County Hall of Fame.

Alleva and his wife, Annie, have three children, J.D., Jeff, and Jenny, and one granddaughter.



## Verge Ausberry

Senior Associate AD/Operations and Administration

A former LSU football standout, Verge Ausberry joined the athletics administrative staff in August 2001 as the Associate Athletics Director for Operations. He was appointed to the position of Senior Associate Athletics Director in May 2006.

Ausberry supervises and is responsible for football, operations and football scheduling. He also oversees the LSU men's and women's track and field programs, the equipment staff, the strength and conditioning staff, the Dr. Martin Broussard training room, the video department and football game management.

Ausberry, from New Iberia, La., played inside linebacker for the Tigers, lettering in 1986-89. He was part of two SEC championship teams, playing on teams that went to four bowl games.

Before joining the LSU athletic administration, he was very closely involved in the athletic program, first serving for almost seven years as a member of LSU's highly regarded Academic Center for Athletes.

After leaving the Academic Center, he moved in July 1999 to the Tiger Athletic Foundation staff as part of LSU's fundraising arm.

Ausberry received his Bachelor of Science degree in education in May of 1990, his Master of Education degree in administration, supervision and certification in child welfare in May of 1992 and his specialist in higher education administration in 2004. He is presently a doctoral candidate in higher education administration at LSU. He is married to the former Cheri Morial of New Orleans and they have two boys, Austin(10) and Jaiden(9).



## Bo Bahnsen

Senior Associate AD/Compliance and Planning

Returning in 2009 to serve the department in the Compliance Office, Bahnsen is once again proving to be a very versatile member of the athletic department.

Before moving back to Compliance, Bahnsen served the previous five years, in a valuable role as Associate Athletics Director for Internal Relations, overseeing the ticket office and all customer service operations.

Prior to December of 2003, Bahnsen's primary responsibility for the previous 14 years was to serve as LSU's NCAA compliance officer.

Bahnsen served as manager of the LSU basketball team as an undergraduate at LSU. In 1982, he became the administrative assistant for the men's basketball team, where he worked for five years.

In July 1987, he became administrative assistant to Athletics Director Joe Dean, overseeing the purchasing office and departmental travel operations until his promotion in 1989. In 1989, he was assigned his primary responsibility as NCAA compliance officer as assistant athletics director, and then was promoted to associate AD in 1996.

Bahnsen has been responsible for overseeing the successful implementation of LSU's Tradition Fund Program, a football-seating plan that requires contributions for the right to purchase approximately 45,000 seats in Tiger Stadium. In 2009, he helped organize the highly successful LSU celebration of the 100th anniversary of the Men's Basketball Program.

A native of Wharton, Texas, Bahnsen attended Wharton County Junior College for two years before transferring to LSU in 1979. He earned his Bachelor of Science degree in physical education.

Bahnsen, 55, is married to the former Karen Mayson, a former LSU golfer and current head coach of the Lady Tigers golf program. The couple has two children, Darren and Devin.



## Mark Ewing

Senior Associate AD/Business

Mark Ewing, a 30-year employee of Louisiana State University, is in his 14th year with the Athletics Department, and serves as the department's Senior Associate Athletics Director for Business and the department's Chief Financial Officer.

His duties as the department's Chief Financial Officer includes oversight of the departments over \$109 million budget, management of the athletic business office, oversight of all travel, human resources, and purchasing. He also supervises the Athletic Ticket Office and serves as the liaison for concession operations. He is responsible for the department's financial forecasting and provides the financial information necessary for funding athletic construction and maintenance projects. He also serves as the department's administrator for men's and women's golf.

Ewing came to athletics from LSU's Office of Budget and Planning. He served as LSU's Budget Director overseeing the development and management of the university's operating budget.

Ewing, who is a native of Pointe Coupee Parish, received a bachelor's degree in finance from LSU in 1978 and a master's degree in public administration from LSU in 1995.

Ewing is married to the former Gail Ingram of Morgan City, La., and they have three daughters, Andrea, Arleen and Molly Sue. Andrea and her husband Cody Lee, Arleen and her husband John Daniel, and Molly Sue. He also has three granddaughters - Ainsley Grace who is the daughter of Molly Sue, and Dorothy Claire and Evelyn McLain who are the daughters of Arleen.



## Ronnie Haliburton

Senior Associate AD/Athletic Facility Management

Ronnie Haliburton, who served as director of facility services in the LSU Athletics Department for three years, was promoted to Associate Athletics Director for Athletic Facility Management in March 2007.

Haliburton came to the athletics department in December of 2003 from LSU's facility maintenance department, where he served as manager for five years. He was responsible for the overall management of custodial operations, special events crews, stock room inventory and equipment repair.

Haliburton played as a tight end for the LSU football team from 1986-89, and was a member of two Southeastern Conference championship teams. He later played for the Denver Broncos for three years.

He first joined LSU in an administrative capacity in 1994 as resident assistant of Broussard Hall, then the school's athletic dormitory, before moving to the weight room as a student assistant strength coach.

Haliburton became a resident manager in 1996 before being named coordinator of residence life later that year. In 1998, he became Manager of Facility Maintenance at LSU.



## Eddie Nunez

Senior Associate AD/Internal Operations

Eddie Nuñez joined the Athletics Department in October 2003 and since then has held 6 positions in the 11 years. In 2010, he was appointed to Senior Associate Athletic Director. With over 14 years of experience in working in intercollegiate athletics, Nuñez brings a background as a former student athlete, a collegiate coach and as a collegiate administrator

to LSU.

As a member of the Senior Management Team, Nuñez's responsibilities include assisting in the oversight of day to day operations of the athletic department and serves as the department administrator for men's basketball program and men's and women's tennis programs. He is responsible for the management of the Strategic Master Plan for the department, the management and oversight of the Event Management department, the Marketing and Promotions department as well as directs all capital projects for the Athletic Department and Tiger Athletic Foundation. Under his guidance, the athletic department has experienced over \$350 million dollars in renovations and construction of capital projects. Nuñez also serves as the Athletic Department's liaison with LSU Sports Properties and Tiger Athletic Foundation, the principal fundraising arm of LSU athletics. During his time at LSU, he has been appointed to represent the department of athletics on various University and community committees.

Nuñez came to LSU after two and half years as the Director of Game and Event Management at Vanderbilt University. At Vanderbilt, along with directing the Game and Event Management department, he also assisted in construction and renovation of numerous athletic facilities. Prior to that, Nuñez served as men's basketball administrative assistant coach at Marquette University for one year and was men's basketball graduate assistant for coach Billy Donovan at the University of Florida for the previous two years. While attending the University of Florida, he played two seasons on the men's basketball team in 1997 and 1998 and was a twice on the SEC All Academic Honor Roll. He transferred to Florida after playing two years and obtaining a degree from Miami-Dade Community College.

The native of Miami, Fla., received his Associate degree in arts in architecture from Miami-Dade Community College in 1995, his Bachelor's in Sports Management and Masters in Sports Administration from the University of Florida in 1998 and 2000, respectively. He is married to the former Jane Hess of Owensboro, KY, and the couple have two daughters, Elizabeth Kendall Nuñez (6) and Anna Caldwell Nuñez (3).



**Miriam Segar**  
Senior Associate AD/Senior Woman Administrator

Former LSU women's basketball player Miriam Segar has been a part of the athletics administration since June of 1995 and was most recently named Senior Associate AD and the department's Senior Woman Administrator after having served as Associate Athletics Director for Student Services since April 2007. She had served as Assistant Athletics Director since 2004.

As LSU's Senior Woman Administrator, Segar's responsibilities include oversight of the highly successful Tiger Olympic Sports program including 17 men's and women's sports. Segar began her administrative career at LSU as the compliance coordinator where she served for three years. Following that, in 1998, Segar was named the director of the CHAMPS/Life Skills Program where she worked until 2001 when she became the Director of Student Services.

While working with CHAMPS/Life Skills, Segar guided the program to the Division I Athletic Directors Program of Excellence Award in 2001.

Prior to returning to her alma mater, Segar spent one year at the SEC office as the championships assistant and the officiating assistant, assisting in the management of all SEC championships and tournaments and the coordination of women's basketball officials.

Segar, the 2006 Athletic Department Female Alumnus of the Year, was a three-year captain for the Lady Tigers basketball team and received four letters from 1990 to 1994. She earned the 1994 NCAA Post-graduate Scholarship and was a member of the 1994 NCAA All-Academic team.

Segar and her husband Jamie have four children – Grant, Reid, Maggie and Hayes.



**Brian Broussard**  
Associate AD/Ticket Sales and Operations

An 18-year veteran of the Athletics Department, including 14 years as ticket manager, Brian Broussard was promoted to Assistant Athletics Director for Ticket Operations in July 2007 and Associate AD in 2012.

Broussard is responsible for revenue in excess of \$50 million, which includes the management of ticket and parking sales and renewals for all sports, as well as Tradition Fund

donations for football, men's basketball and baseball.

Broussard began at LSU in August 1996 as an assistant ticket manager responsible for men's basketball sales and the day-to-day operations of ticket office. In March 2000, he was promoted to ticket manager, becoming responsible for the ticketing in all sports.

Prior to joining the LSU staff, Broussard was the ticket manager at Northwestern State in 1996. He worked as a promotions assistant at the University of Miami in 1995 and was the gameday club manager for the New Orleans Saints in 1994.

The Gretna native earned his bachelor's degree in political science from LSU in 1993. He is married to the former Aimee Hodges of Alexandria.



**Emmett David**  
Associate AD/Facility and Project Development

Emmett David joined the LSU Athletics Department in 2012 after serving as Director of the Office of Planning Design and Construction at LSU since June of 1996.

He will assist in facility and project development for the Athletic Department including the newly completed South Stadium addition and future projects for such sports as tennis and gymnastics and other property holding

enhancements.

Among his responsibilities for the University was to serve as facility officer for Doctoral I Research Institution consisting of 11.2 million gross square feet with 250 primary buildings. He also was responsible for the 5-year Capital Outlay project planning of some \$484 million, deferred maintenance reporting and funding; and, ADA and Life Safety Code deficiency projects, budgets and tracking of expenditures of some \$200 million. He was responsible for nearly \$800,000 in physical development on campus with projects such as Choppin Annex, Residential College, Business Education Complex, Raphael Semmes Parking Garage and numerous major maintenance, repair and restoration projects.

He also coordinated and implemented master plans for such departments as Parking and Traffic, Athletics, Veterinary Medicine, Student Health Center, Union, University Recreation, South Campus and Residential Life.

David developed long range planning of future projects and the impact of associated displacement and monitored and managed space inventory and he has served as a Staff Senator.

David graduated from LSU with a Bachelor of Architecture in 1982 and his Master of Public Administration in 2006. He is a registered licensed architect by the state of Louisiana.

Emmett and his wife Maurine have two children Chloe and Gabe, who are both residents of Baton Rouge.



**Neal Lamonica**  
Assistant AD/Fiscal Operations

Neal Lamonica, a member of the LSU Athletic Department staff since January 2000, was promoted to Assistant Athletic Director for Fiscal Operations in August 2013.

His primary duties include monitoring the Athletic Department's over \$109 million budget, and assisting coaches and administrators in formulating budgets for future years. He also serves as the liaison to the athletic department's retail sales operations and Tiger Booster Clubs.

Lamonica began his professional career at LSU in 2000

in the athletic department compliance office before moving to the business office in June 2003. He served as Coordinator of Athletic Business until December 2005, when he was named Business Manager.

Lamonica was promoted to Director of Fiscal Operations in November 2009.

Lamonica received a bachelor's degree in mass communications from LSU in 1998, and he earned an LSU master's degree in business administration in 2003.

Lamonica and his wife, Blythe, are the parents of three sons – Davis, Sam Henry and Luke.



**Mathew Shanklin**  
Assistant AD/Marketing

Mathew Shanklin begins his third year at LSU serving as the Assistant Athletic Director of Marketing and as the General Business Manager for LSU Sports Properties, the multi-media rights holder for Tiger Athletics. Previously, Shanklin served 20 years as the Associate Athletic Director of Marketing and Licensing at the University of Arkansas.

Shanklin supervises all operations and client services for LSU Sports Properties, while also managing the LSU Marketing efforts. Since joining LSU, he has implemented several new initiatives including the Bengal Brigade Street team and the new Band pre-game presentation for men's basketball.

While at Arkansas, Shanklin was in charge of all department marketing/promotions, corporate sponsorships, advertising sales and coordinated all sales and programming for the football, basketball and baseball video boards. He was instrumental in developing the HogPen, a tailgating area for fans inside Baum Stadium, the Hog Spa hot tub area at Baum Stadium and the RBI Girls. Shanklin was instrumental in establishing the school's first baseball radio network in 1992, one of the nation's largest with more than 25 affiliates statewide as well as creating the first Hispanic radio network for the University of Arkansas. In 1998, Shanklin became the university's licensing coordinator and under his direction, licensing revenues increased every quarter.

Shanklin was assistant marketing director at East Carolina University for a year before going to Arkansas. He had served as an intern at Arkansas for five months before joining the ECU staff.

A 1984 graduate of South Mecklenburg (N.C.) High School in Charlotte, N.C., where he lettered in baseball and soccer, Shanklin earned his degree in communications from North Carolina-Wilmington in 1988.

A graduate of Ohio University's highly respected sports administration program, Shanklin earned a master's degree in that program in the fall of 1989.

An avid golfer, Shanklin married the former Missy Emmerson of Jacksonville, Texas, in 2003. She has a daughter, Jordan (18) who attends LSU, and they are also the parents of Barbara Blake (8) and Isabella Grace (6).



**David Taylor**  
Assistant AD/Game-Event Management

David Taylor, who has been a part of LSU's game management team since September 2005, was promoted in August 2014 to Assistant Athletic Director of Game and Event Management. Taylor handles all aspects regarding game management of athletic events while overseeing a staff that helps coordinate all events within the LSU Athletic Department grounds.

Taylor, who started as game management coordinator, was promoted to Assistant Director in 2006 and Associate Director in 2008. He assumed the directorship of Game and Event Management in September 2011.

Prior to that, Taylor served as Assistant Coordinator of Athletic Facilities and Game Operations at Texas State University from 2003 to 2005.

Taylor earned his B.S. degree from Texas-El Paso in 1999 and his Masters in Sports Management in 2003.



Michael Bonnette



Bill Franques



Kent Lowe



Matt Dunaway



Jake Terry



Will Stafford



Clyde Verdin



Steve Franz



Krystal Faircloth



Hannah Brinks



Stephanie Lyles



Pam LeBlanc

## Michael Bonnette

### Senior Associate AD/Sports Information

Michael Bonnette enters his 15th year as LSU's Sports Information Director and second as Senior Associate Athletic Director after being promoted to his current position in the fall of 2013. Bonnette held the title of Associate Athletic Director from April of 2007. Bonnette was originally elevated to Sports Information Director in August of 2000 and then promoted to Assistant Athletic Director in July of 2004.

As Sports Information Director, Bonnette serves as the chief contact for LSU's nationally-ranked football team as well as overseeing all publicity activities for the 21 sports sponsored by the Athletic Department.

The 44-year-old Bonnette, who served as an Associate Sports Information Director for seven years, is in his 21st year with the LSU Athletic Department.

His 2012 LSU Football media guide was named "Best in the Nation" by CoSIDA, one of several awards he has received from the organization and in the Louisiana Sports Writers Association annual writing contests.

The Lake Charles, La., native has been around the sports media relations profession his entire life as he is the son of retired McNeese State Sports Information Director Louis Bonnette, a member of the CoSIDA Hall of Fame. The field at Cowboy Stadium in Lake Charles bears the name Louis Bonnette Field. His brother, Matthew, continued the family tradition at McNeese by being named Sports Information Director in July 2012, following his Dad in the position.

Bonnette, who is a 1993 graduate of LSU, is past president of SIDs for the Southeastern Conference and is currently the vice-president for SIDs for the LSWA. He is married to the former Robin Arnaud of Opelousas, La., and the couple has three sons, Peyton (16), Grant (15) and Max (9).

## Bill Franques

### Senior Associate SID

Bill Franques works as the LSU baseball program's media relations director, and he serves as managing editor of LSU's football, men's basketball and baseball game programs.

His 2012 LSU football game program was voted best in the nation by College Sports Information Directors of America.

The LSU baseball media guide, written and edited by Franques, has four times been named best in the nation by CoSIDA. His baseball brochures have finished among the top six in the country in 16 of the past 21 seasons, including his 2012 and 2013 guides, which were voted No. 1 by CoSIDA.

Franques is the Alex Box Stadium public address announcer and the color analyst on LSU Sports Radio Network broadcasts of baseball road games. In addition, he is the producer and co-host of the LSU Tiger Tracks, a weekly television program featuring LSU sports personalities.

Franques also worked from 1997-2000 as the LSU baseball administrative assistant. His duties included coordinating team travel, organizing fundraising events and booster club meetings, and overseeing office operations.

Franques received a Bachelor of Arts degree from LSU in 1985. The Lafayette, La., native is married to the former Viette Lemoine of Bunkie, La., and they have three children - William Paul Jr. (14), Benjamin Lewis (12) and Madeline Lemoine (10).

## Kent Lowe

### Senior Associate SID

A member of the LSU Sports Information staff since August 1988 and beginning his 27th athletic year at LSU, Kent Lowe was appointed senior associate SID in August 2000. He serves as the primary media contact for the LSU men's basketball team and women's golf team.

He has also for the past 21 years written an award-winning bowling column for The (Baton Rouge) Advocate.

Lowe, 56, came to LSU from Louisiana Downs where he served as publicity director for the Bossier City, La., racetrack.

Lowe is a member of CoSIDA, which voted his 2010 men's basketball media guide "Best in the Nation" and his 2012 men's basketball guide third in the nation. He is a member of CoSIDA's prestigious Academic All-American committee as well.

Lowe is also a past president and current treasurer of the Louisiana Sports Writers Association.

The Shreveport native is heavily involved with the Louisiana Sports Hall of Fame and for the past 12 years has produced the regionally televised induction ceremonies.

Lowe is a 1979 graduate from LSU-Shreveport. He earned his masters' degree at LSU in 1982.

## Matt Dunaway

### Associate SID

Matt Dunaway moves into his sixth season as an associate sports information director where he serves as the primary media relations contact for LSU's women's basketball program and assists with football and men's basketball program. He also operates as the department's liaison to the Cox Communications Academic Center for Student-Athletes for postgraduate scholarship and academic award nominations.

Dunaway, 33, spent his first five years at LSU as the softball and volleyball SID where he had the opportunity to publicize six All-Americans which include Brittnee Cooper and Briana Holman [volleyball] along with A.J. Andrews, Rachele Fico, Brittany Mack and Kirsten Shortridge [softball]. His 2012 softball media guide was voted No. 1 in the nation by CoSIDA.

Dunaway holds the color analyst role for softball broadcasts on the LSU Sports Radio Network and serves as the volleyball play-by-play announcer for webcasts on LSUsports.net.

Dunaway came to LSU from Rice where he promoted the Owls' women's basketball and tennis teams in addition to sharing secondary football duties. Prior to Rice, Dunaway spent two years across town as a sports information assistant at the University of Houston as primary contact for the Cougars' softball, volleyball and tennis programs.

Dunaway graduated from UCF in May 2005 with a BA in broadcast journalism from the Nicholson School of Communication. He was a student assistant in the sports information office and held sports director duties for the student chapter of the UCF ISP Sports Network responsible for broadcasting Golden Knight volleyball, women's basketball, softball and baseball.

Dunaway is a member of CoSIDA and the Louisiana Sports Writers Association.

## Will Stafford

### Associate SID

Will Stafford enters his seventh year as a member of the LSU Sports Information staff as he serves as associate SID in charge of the national champion men's and women's track and field programs, as well as the men's golf and women's soccer programs.

Stafford is a native of Franklinton, La., and a 2006 graduate of LSU's Manship School of Mass Communication with a Bachelor of Arts degree in journalism.

Prior to receiving a full-time position at LSU, Stafford served as a graduate assistant with the sports information staff for two years while completing a master's degree in sport management in the summer of 2008. In addition, he served as a student assistant at LSU for four years from 2003-06.

Stafford's media guides have been judged in the top five in the country on nine occasions by the College Sports Information Directors of America. This includes the fifth-ranked men's track and field guide in 2007; the third-ranked men's golf, fourth-ranked women's soccer and fourth-ranked women's track and field guides in 2008; the second-ranked men's golf and third-ranked women's track and field guides in 2009; the second-ranked track and field guide in 2011; and

the second-ranked men's golf and third-ranked track and field guide in 2012.

In addition, four of Stafford's media guides have received the "Best Cover" honor as the nation's top design, including track and field in 2007, 2009 and 2011, and men's golf in 2009.

In June 2014, Stafford was announced as the recipient of the inaugural Excellence in Communications Award presented annually by the U.S. Track & Field and Cross Country Coaches Association. The USTFCCA announced his selection leading up to the 2014 NCAA Division I Outdoor Track & Field Championships held in Eugene, Oregon.

He and his wife of four years, the former Claire Adams of Baton Rouge, were married on July 24, 2010, in Lake Junaluska, North Carolina, and have one son, 7-month-old Liam Stafford.

## Jake Terry

### Associate SID/Social Media

Jake Terry begins his fifth year as Associate SID where he serves as coordinator of social and new media, handles all publicity for the LSU gymnastics team and functions as the No. 2 contact for the football team.

As social media coordinator, Terry has overseen the growth and influence of the LSU Athletics accounts across several social networks.

Terry earned his master's degree in sport management at LSU in 2010 after receiving a Bachelor of Arts degree in broadcast journalism from LSU's Manship School of Mass Communication in 2008.

Prior to receiving a full-time position, Terry served as a graduate assistant for two years at LSU when he handled responsibilities for gymnastics and assisted with football. During his time as a student, he worked as an SID for women's tennis and also served briefly as interim SID for softball, volleyball and women's basketball.

Terry, 28, is a Baton Rouge native and is married to the former Allison Stuckey.

## Clyde Verdin

### Associate SID

Clyde Verdin is in his first season as an associate sports information director at LSU, serving as the primary contact for softball and volleyball, while also acting as the department's liaison to the Cox Communications Academic Center for Student-Athletes and the department's community service efforts.

Prior to joining the staff, Verdin, 30, worked for over two years as the director of media relations at his Alma Mater of Nicholls State University in Thibodaux, Louisiana, where he oversaw the media relations efforts for all 13 of the university's Division I sports.

After receiving his bachelor of arts in broadcast journalism from Nicholls in 2008, Verdin went on to complete internships at the University of Missouri and with the New Orleans Pelicans of the NBA.

A native of Morgan City, Louisiana, Verdin is married to the former Stephanie Dettliier of Raceland, Louisiana.

## Steve Franz

### Photography Coordinator

Steve Franz, LSU's staff photographer, joined the LSU athletics department in July of 1998 after being around the Tiger sports scene for years.

Prior to joining LSU athletics, the New Orleans native served as photographer for the independent Tiger Rag magazine for five years. Franz was also a photographer for United Press International covering some of the area's major political events, Presidential visits, the New Orleans Saints and the NCAA men's and women's Final Fours in New Orleans.

Franz, 43, has had his pictures published in several national magazines, including Sports Illustrated and The Sporting News. He is a 1993 graduate of LSU.

## Krystal Faircloth

### Publications Director

Krystal Faircloth is in her second year as Publications Director for the LSU Athletics Publications Office. Her responsibilities include overseeing the visual brand identity of LSU Athletics along with the design of print, web, interactive, apparel, social media, environmental signage and any other projects for all varsity sports.

Faircloth, 30, previously assisted the publications office as graphic design coordinator for seven years while being the primary graphic designer for the Tiger Athletic Foundation. Prior to that, she worked as a student assistant in the LSU Athletics department for two years before earning her bachelor's degree in graphic design in May 2006.

She has produced 23 media guides that have finished among the top five in the nation in the annual CoSIDA publications contest. Her 2006 men's tennis guide, 2009 & 2011 baseball guides and 2009 & 2011 track and field guides were all awarded "Best Cover" honors. More recently, her 2012 and 2013 baseball guides were awarded back-to-back "Best in the Nation."

Formerly Krystal Bennett, she is married to Jordan Faircloth, a former LSU baseball pitcher who played under both Skip Bertman and Smoke Laval. She is a Houghton, La., native and a graduate of Houghton High School.

## Hannah Brinks

### Graphic Design Coordinator

Hannah Brinks is in her third year as a graphic design coordinator for the LSU Athletics Publications Office. Her responsibilities include the design and production of print and digital communications for the athletic department.

Prior to coming to LSU, Brinks, 25, was a graphic designer with Crimson Tide Productions at the University of Alabama, where she designed in both print and digital formats for Gymnastics, Women's Golf, Softball, and Women's Basketball.

She earned her BFA cum laude in Digital Media/Graphic Design from The University of Alabama, and was a record setting member of the Crimson Tide Swimming and Diving team, competing at SEC Championships, NCAA's, US Open, US Nationals, World Championship Trials and Olympic Trials.

## Stephanie Lyles

### Graphic Design Coordinator

Stephanie Lyles is in her first year as a graphic design coordinator for the LSU Athletics Publications Office. Her responsibilities include the design and production of print and digital communications for the athletic department.

Prior to coming to LSU, Lyles, 27, was a graphic designer with Pinnacle Entertainment, where she worked in the Regional Marketing department, designing print material for multiple casino properties throughout the South.

She earned her bachelor's degree in graphic design in May 2010 from LSU. She is a Baton Rouge, La., native and a graduate of University High School.

## Pam LeBlanc

### Administrative Assistant

## Students

**Sports Information** - Brandon Berrio, Taylor Brown, Sara Ducote, Nik Kragthorpe, Dimitri Skoumpouris

**Photography** - Chris Parent, Kyle Zedaker, Quinn Perret, Raelyn Rousset, Chris Kelly, Elizabeth Thompson

**Publications** - Mallory Bourgeois, Elizabeth McCulla, Christina Plaia

## CREDENTIAL AND ACCESS GUIDELINES

LSU's goal is to disseminate information as widely, uniformly and fairly as possible using normally accepted media standards.

Media must meet the following guidelines in order to be granted credentials. Only media that meet the criteria and have approved the SEC Media Policy through the request of credentials on the LSU media site at [LSUsports.net/media](http://LSUsports.net/media) will be allowed to move forward on the credential site to request credentials and consideration for access to LSU Athletic events. No credential requests by media will be accepted by either email or phone, but must go through the credential site at [LSUsports.net/media](http://LSUsports.net/media).

Past coverage and attendance at football games, football media luncheons, men's and women's basketball games, media sessions and baseball and softball games in the past 12 months will be taken into consideration for granting of credentials during the 2014-15 athletic year.

The number of credentials issued is limited by available resources. Due to space and facility restrictions, access, seat assignments in the press area as well as courtside photographers will be made on a space available basis. **A CREDENTIAL DOES NOT NECESSARILY GUARANTEE A SEAT IN THE MEDIA SECTION.**

## GENERAL

Each Bearer must be and hereby represents that he or she is acting on a specific assignment for an accredited media agency and has a legitimate working function in connection with the Event attended. The credential is not transferable and may be revoked at any time.

The rights and privileges granted to Bearer may be terminated if any term or condition for use of the Credential is breached. The unauthorized use of the Credential subjects the Bearer to ejection from the Event.

While within the Event venue, Bearer shall, at all times adhere to the policies in place for the Event, abide by and respect access limitations, and accept and follow directions provided by the SEC or SEC member institution(s) hosting the Event.

## PRINT

Daily newspapers are eligible to apply for credentials and access to media opportunities. The granting and number of credentials will be based on newspapers' circulation on a space available basis.

Membership in the Louisiana Press Association or membership in the Louisiana Sports Writers Association may be used in determining access to credentials. Weekly newspapers based on requests will be limited to non-conference games if space exists.

Specialty publications that cover college basketball or sports in the host site of the two participating schools are eligible to be granted on a space available basis.

Student newspapers from the city of the two teams are able to apply for credentials on the basis of a maximum of

two press row seats for dailies and one press row seat for weeklies.

## TELEVISION

Television stations that have nightly news broadcasts that originate in the locale of the station that includes sports coverage are eligible to apply for credentials. All other stations will be filled on a space available basis.

Student television stations from the two participating schools are eligible to apply on a space available basis.

The Credential confers on a Bearer a limited non-exclusive and non-transferable license (with no right of sublicense) to use broadcast video feeds of the Event only for regularly scheduled television newscast aired only on television (but not on any form of television available or viewable on the internet, except for a single, non-archived only simulcast by Bearer) within the period expiring at midnight on the seventh day after the Event and NO video used for such purposes shall exceed three minutes. Bearer may not broadcast any video of game action that is broadcast live until the Event has been completed.

## RADIO

National and regional networks are eligible to apply for credentials.

Radio stations that employ a full-time sports director or regularly airs sports news or locally-produced talk shows are eligible to apply for credentials. No talk show may have more than one credential and the maximum credentials a station may receive for a game, based on space availability, is two.

Unless short (10 to 30 second) live updates are allowed by the SEC or its member hosting the Event, radio stations that have not license right to the Event shall not broadcast any reports from the venue on a live basis or broadcast any live description of any Event while it is still in progress.

## INTERNET

Internet sites of the home and visiting school (as determined by the Media Relations or Sports Information Director) are eligible to apply for credentials.

LSU's policy is to issue credentials only to those organizations whose primary purpose is to gather news and disseminating it and for which other commercial activities are ancillary.

Other internet sites must meet each of the following guidelines in addition to meeting the above criteria to be eligible to apply for credentials and access as determined on a space available basis.

- Web site must be a legal corporate entity.
- Web site must provide daily coverage of LSU or the visiting team with its own full-time staff of reporters, photographers and equipment.
- Web site must travel to and cover a majority of away games and all major post-season events.
- Web site must be accredited by the home university as working media.
- Web sites that sponsor message boards, message

centers or chat room as their primary function where people are allowed to post anonymous information will not be issued credentials.

- The maximum number of credentials that a web site may receive is two based on space available and the discretion of the media relations or sport information director.

## INTERNET USE - VIDEO AND AUDIO

Upon execution of a separate agreement with terms and conditions governing the use thereof, Bearer will be afforded access to video and audio of broadcast Events for use on Bearer's official news website(s), at no premium or charge. Otherwise, except as specifically permitted herein (with respect to online, non-archived simulcasts), Bearer shall not post, place, distribute or make available video (or audio from broadcast feeds) of game action of any Event (including any Bearer Generated Video of game action of an Event) on or through the internet or any other new media distribution platform (i.e., any other platform other than print media or a form of television not available or viewable over the internet, except for non-archived simulcasts specifically permitted herein) including, without limitation, wireless handsets, podcasts, cell phones or PDAs.

## BLOGGING

By acceptance and use of an LSU media credential, the holder agrees to the following conditions as established by LSU and the Southeastern Conference.

Blogging, including periodic updates of scores, statistics or other brief descriptions of the competition throughout the Event, is acceptable provided that the Bearer conforms to the blogging policies separately published by the SEC, as such policies may be revised from time-to-time. No Bearer may produce or disseminate in any form a real-time description or transmission of the Event in any manner that constitutes, or is intended to provide or is promoted or marketed as, a substitute for television or video coverage of such Event. Bearer agrees that the determination of whether a blog is a real-time description or transmission shall be made by the SEC in its reasonable discretion. If the SEC reasonably determines that a Bearer is producing a real-time description of the Event, the SEC reserves the right to pursue all available remedies against the Bearer and to revoke his Credential.

## UNAUTHORIZED USE OF CREDENTIALS

Press credentials will be issued to working press only. Press credentials are not transferable and are used by anyone other than members of the working media is unauthorized. Press credentials used in an unauthorized manner will be revoked immediately. News organizations allowing unauthorized individuals to use credentials will have their credentials revoked for the remainder of the year.

All press credentials remain the property of the LSU Athletics Department and must be returned on request.

## General Information on LSU Basketball Coverage

### ENTRANCE

The media entrance to the Pete Maravich Assembly Center is through the Northeast Corridor of the Maravich Center. The press workroom is located in that corridor. Access to the press room is limited to those with working credentials. A pre-game meal will be served approximately one hour before tipoff in the area across from the press room in the Northeast Corridor.

### PARKING

Media parking is located in lots near the Pete Maravich Assembly Center. Because of limited space, requests for parking should be made with credential requests. It should not be assumed that parking passes will be provided with all media credentials.

### SATELLITE TRUCKS

Any outlet using a satellite truck must request satellite truck parking and must have the truck in place at least two hours prior to tipoff. All production and uplink trucks should contact Dreyfus Milstead, Director of the Maravich Center, 225-578-8205 regarding parking and Director of Television Kevin Wagner, 225-578-1797, regarding production truck power hookup.

### PHONE LINES

Those writers wishing personal phone lines at press row or in the press room should contact the AT&T Office in Baton Rouge (1-800-238-5501) with LSU Sports Information as the contact.

There are a minimum of four phone lines available for every game for writers in the press room.

### WIRELESS INTERNET ACCESS

Wireless Internet access is available in the press room and on press row of the Maravich Center. For information on how to access please ask LSU Basketball SID Kent Lowe.

### HEAD COACH JOHNNY JONES

Coach Jones will be available for phone and in-person interviews on most non-game weekdays during the season. Please coordinate all requests for personal interviews with Coach Jones at least one day in advance through Kent Lowe in the LSU Sports Information Office at 225-578-8226.

Coach Jones will, based on the game schedule, make comments at a media session in the practice facility media room two days prior to a game. The sessions will take place prior to the team's practice. He will also take part in the weekly SEC Teleconferences beginning in January. Contact the SEC Office for the phone number.

On the road, Coach Jones will generally not be available once the team leaves Baton Rouge.

### PLAYERS

LSU players will be available in the media sessions scheduled before practice two days prior to the game as the schedule

permits. Special interviews should be requested 48 hours in advance through the LSU Sports Information Office.

Phone interviews will be handled on a case-by-case basis. NO players will be available for interviews on the road prior to the game.

The team apartments, locker room and team areas of the practice facility are off limits to media representatives at all times.

### POSTGAME

LSU abides by Southeastern Conference policy regarding equal access to all members of the working media.

The LSU locker room is closed to all media after all games, home and away. Requested players will be brought to the practice facility media room for a group press conference after the 10-minute cooling off period. Coach Johnny Jones will come to the media room after conducting his post-game radio network locker room. On the road, media members can visit with Jones outside the locker-room or in the home team's interview area if so requested.

### PRACTICES

Practices are closed to the media for the 2014-15 season, with the exception of the first 30 minutes on days of media sessions.

### KEY PHONE NUMBERS

**Sports Information:** 225-578-8226  
**Athletic Department:** 225-334-4578  
**LSU Sports Properties:** 225-578-7169  
**Athletic Ticket Office:** 225-578-2184  
**Radio:** 225-578-1882  
**Television:** 225-578-1797

The LSU Sports Information Office is located on the fifth floor of the LSU Athletic Administration Building in the west parking lot of Tiger Stadium.

### MAILING ADDRESS

**LSU Sports Information**  
**Athletic Administration Building**  
**Baton Rouge, La. 70803**

### OVERNIGHT MAILING ADDRESS

**LSU Sports information, Room 501**  
**Athletic Administration Building**  
**North Stadium Dr. at Nicholson Dr.**  
**Baton Rouge, La. 70803**

### OTHER IMPORTANT INFO

**Kent Lowe email:** [clowe@lsu.edu](mailto:clowe@lsu.edu)  
**Kent Lowe cell:** 225-241-4360  
**Facebook:** [www.facebook.com/LSUBasketball](http://www.facebook.com/LSUBasketball)  
**Twitter:** @LSUBasketball, @LSUKent, @LSUCoachJones



## The Johnny Jones Show

The Johnny Jones Show, presented by Capital One Bank, a weekly one-hour radio program returns for the 2014-15 season. It is designed to give Tiger fans a chance to visit both live and by phone with LSU Coach Johnny Jones.

The show will be hosted this season by former Tiger basketball star and game analyst for the LSU Sports Radio Network, Ricky Blanton. The show will be broadcast again this year from T. J. Ribs on Acadian Thruway.

Fans have the opportunity to come out and watch the show. There is also a call-in segment that features questions from listeners on the LSU Sports Radio Network, in the Geaux Zone at [LSUsports.net](http://LSUsports.net) and on Facebook.

The first show, with Coach Jones, is Nov. 17 and runs primarily on Mondays through the remainder of the regular season.



The Johnny Jones Radio Show is broadcast from T. J. Ribs on Acadian Thruway.



## The History

The LSU Sports Radio Network, a division of LSU Sports Properties, brings Tiger basketball to LSU followers across the country. With two 50,000-watt clear channel affiliates and three 100,000-watt FM stations, LSU Basketball is distributed by satellite throughout the South. The LSU Sports Radio Network is anchored by Guaranty Broadcasting flagship Eagle 98.1 FM in Baton Rouge. The LSU Sports Radio Network, in its 27th year, is one of the most diverse and progressive college radio networks in the country, utilizing an in-house radio studio to originate over 140 live events in football, men's and women's basketball, baseball and softball. Besides the live events, the network schedule includes a weekly live coach's show for football, men's and women's basketball and baseball.

## 2014-15 Network Affiliates (PROJECTED)

CALL LETTERS	FREQUENCY	CITY
WDGL-FM	98.1	Baton Rouge
KSYL-AM	970	Alexandria
WBOX-FM	92.9	Bogalusa
KFNV-FM	107.1	Ferriday
KJIN-AM	1490	Houma
KJNA-FM	102.7	Jena
KWLB-FM	103.7	Lafayette/Opelousas
KXZZ-AM	1580	Lake Charles
KJAE-FM	93.5	Leesville
KMLB-AM	540	Monroe
KFRA-AM	1390	Morgan City
WWL-AM	870	New Orleans
WWL-FM	105.3	New Orleans
KRUS-AM	1490	Ruston
KWKH-AM	1130	Shreveport
WFCG-FM	107.3	Tylertown, Miss.
KVPI-AM	1050	Ville Platte


Network affiliates are subject to change



**Jim Hawthorne**  
Director of Broadcasting

Hawthorne begins his 35th season of LSU basketball play-by-play and in his LSU broadcasting career has called the action from three Final Fours, 15 College World Series in baseball (including all six national championship games LSU played in) and 19 football Bowl games, including the 2003 and 2007 National Championship games.

A 49-year play-by-play veteran with Northwestern State football, basketball and baseball, Centenary basketball, Texas League baseball and World Football League broadcasts also among his credentials. Hawthorne is married to the former Juanita Carol Thomason of Anacoco and has one son, Joseph William, two daughters, Jaime Lynn and Amanda Ruth, four grandchildren and one great grandchild.



The LSU Sports Radio Network broadcast team: Ricky Blanton, Jim Hawthorne, Kevin Ford.

## Kevin Ford

Broadcast Host

Ford is in his 26th year with the LSU Sports Radio Network, hosting the network's basketball pregame, halftime and postgame shows.

He is in his 19th year as football host of pregame, halftime and post-game shows.

He currently hosts the program "Louisiana Outdoors TV" which airs on Cox Sports Television.

## Ricky Blanton

Game Analyst

Former LSU basketball star Ricky Blanton, a member of the 16-member All-Century LSU basketball team, is in his sixth year as the game analyst and his fifth as the host of the Johnny Jones weekly radio show on the network.

Blanton, a member of LSU's 1986 Final Four team, scored 1,501 points in his career (15th best at LSU) and grabbed 766 rebounds, 14th all-time from 1984-86 and 1987-89.



## Inside LSU Basketball With Johnny Jones

Inside LSU Basketball with Johnny Jones, presented by Academy Sports, will be the primary source for Tiger basketball news for the 2013-14 season. Jordy Hultberg will return as host of the basketball show this season with Coach Jones.

Along with game highlights, the show also features a different "inside" aspect of the basketball program each week. The show will be taped following the Saturday SEC game, allowing fans the most extensive up-to-date highlights of LSU games.

Inside LSU Basketball with Johnny Jones is syndicated weekly during the season throughout all major markets in the state of Louisiana by LSU Sports Properties. In addition, the show can be viewed in its entirety in the Geaux Zone of LSU's official athletic department web site, [LSUsports.net](http://LSUsports.net).

Inside LSU Basketball debuts on December 7 with two shows and then resumes on Jan. 4 through the end of the regular season. Check local listings for air times as well as the affiliates that Inside LSU Basketball with Johnny Jones can be viewed.



For the 12th year, Cox Sports Television has teamed up with LSU to be the exclusive regional cable sports network of LSU Athletics. The television package gives LSU year-round exposure on the regional sports network and will include close to 40 LSU sporting events including seven men's basketball games. CST, which can be seen in the Baton Rouge area on Cox Cable ch. 37, delivers LSU athletics to over 2 million viewers in Louisiana, Texas, Arkansas, Georgia, Florida, Mississippi and Virginia.



## 2014-15

### Inside LSU Basketball Affiliates

Baton Rouge	WBZ-TV (ABC) Cox Channel 4
Alexandria	KLAX-TV (ABC)
Lafayette	KLAF-TV (UPN)/KADN-TV
Lake Charles	KLOC-TV
Monroe	KARD-TV
Morgan City	KWBJ-TV (WB)
New Orleans	WWL-TV
Shreveport	KMSS-TV (FOX)/KSHV-TV
Regional	CST FSN Southwest/New Orleans COMCAST/Houston

Network Affiliates are subject to change



### Kevin Wagner

Director of Television Operations

Kevin Wagner, LSU's Director of Television, takes on a new role this year as the athletic department liaison for the SEC Network and as producer of all SECN+ games televised out of LSU's fifth floor control room.

Wagner, 57, was promoted to Assistant AD/Television in August, 2003 after joining LSU as assistant coordinator in August of 1989. He served as Coordinator of Electronic Media/Television for eight years prior to his most recent promotion.

A 1980 graduate of LSU in broadcast journalism, Wagner was a four-year Tiger letterman in diving (1975-79), earning All-Southeastern Conference honors in 1979 on the three-meter springboard.

A native of Houston with 34 years of experience as a television producer, Wagner and his wife Karen have two daughters - Allyson and Jennifer, and six grandchildren - Kaleigh, Conner, Randy, Tanner, Carson and Kyndal.



### John Schiebe

Director of Videoboard Productions

John Schiebe begins his 21st year in the LSU television department. He came to LSU in August of 1994 from the University of Mississippi where he served as post-production supervisor in the Teleproductions Center. He was there for one-and-a-half years.

Schiebe served as a production assistant in Educational Television Services at Oklahoma State from 1984 through 1987 before becoming a producer/director in Agricultural Communications at OSU from 1987 until 1993 when he joined Ole Miss.

A 1986 graduate of Oklahoma State, he was born in Minneapolis, Minn. and attended high school in Oxford, Miss.

Schiebe, 52, is married to the former Mollie Clements of Memphis, Tenn., and they have two children, Tom and Pat.



### David Landry

Director of Media Productions

David Landry returned in 2006 to LSU as a producer within the television department after 12 years in television production in the Baton Rouge area.

Before his freelance career, Landry, a native of Baton Rouge, served as a full-time television producer at LSU for four years (1990-1994) and was involved with production of LSU programming since 1988 when he was a student at the University.

Landry graduated from LSU in 1990 with a bachelor's degree in broadcast journalism. He married the former Kim Segura of Baton Rouge in 1991, and has two sons, Patrick and John.



the exclusive marketing and multimedia rights partner of **LSU** Athletics

**TEAM LSU CORPORATE PARTNERS**



**TIGER PARTNERS**



FOR MORE INFORMATION REGARDING SPONSORSHIP OPPORTUNITIES WITH LSU ATHLETICS, PLEASE CONTACT:

LSU Sports Properties  
LSU Athletic Administration Building • Baton Rouge, LA 70803



**225.578.8883**





## BE A PART OF THE TRADITION

Results of contributions to Tiger Athletic Foundation appear in the form of new and upgraded facilities. In the Southeastern Conference, keeping pace in this area is of paramount importance and TAF will be there to make certain that every LSU team has the resources necessary to succeed.

**Tiger Athletic Foundation: helping build the future of LSU Athletics.**

Visit [www.LSUTAF.org](http://www.LSUTAF.org) to find out how you can get involved or call 225-578-4823.



The Preservation of Tiger Stadium



Football Operations Center



University Club Golf Course & Golf Practice Facility



Tiger Park



Alex Box Stadium



Basketball Practice Facility

NEW FOR 2014-15

# LSU SPORTS MOBILE APPS

The Official iPad, iPhone and Android Apps of LSU Athletics



[www.LSUsports.net/apps](http://www.LSUsports.net/apps)



PRESENTED BY



**LSU**sports.net

Upgrade to LSU Sports Mobile+ to get all live audio broadcasts and postgame highlights.\*

\* Video and audio available to members of the Geaux Zone.



**LSUsports.net/fancage**

Connect like never before to your favorite LSU Athletics teams, coaches and departments online and on your smartphone. LSU Athletics' complete Social Media Directory including Facebook pages, twitter accounts and Instagram are online at [LSUsports.net/fancage](http://LSUsports.net/fancage).

## Teams

LSU Football	@LSUfball
LSU Men's Basketball	@LSUBasketball
LSU Women's Basketball	@LSUwbkb
LSU Baseball	@LSUbaseball
LSU Softball	@LSUsoftball
LSU Men's Golf	@LSUMensGolf
LSU Women's Golf	@LSUWomensGolf
LSU Gymnastics	@LSUGym
LSU Swimming & Diving	@LSUSwimDive
LSU Track & Field	@LSUTrackField
LSU Soccer	@LSUSoccer
LSU Men's Tennis	@LSUTennis
LSU Women's Tennis	@LSUwten
LSU Sand Volleyball	@LSUsandVB
LSU Volleyball	@LSUVolleyball

## Coaches

Les Miles (FB)	@LSUCoachMiles
Cam Cameron (FB)	@LSUCoachCam
Frank Wilson (FB)	@LSUCoachWilson
Brick Haley (FB)	@CoachBrickHaley
Thomas McGaughey (FB)	@CoachTmcGaughey
Adam Henry (FB)	@CoachHenry8
Greg Studrawa (FB)	@CoachStudLSU
Corey Raymond (FB)	@LSUCoachRaymond
John Chavis (FB)	@LSUCoachChavis
Steve Ensminger (FB)	@SteveEnsminger
Johnny Jones (MBB)	@LSUCoachJones
Nikki Caldwell (WBB)	@NikkiCaldwell
Beth Torina (SB)	@BethTorina

Dave Geyer (SD)	@LSUCoachGeyer
Jeff Brown (MT)	@LSUCoachJBrown
Fran Flory (VB)	@LSUCoachFran
Karen Bahnsen (WG)	@kbahnsen
Julia Sell (WT)	@LSUJuliaSell
Jay Clark (GYM)	@jayclark8886
Will Davis (BSB)	@willd52
Tom Kelsey (MBB)	@coachkelsey
Korey McCray (MBB)	@Coach_KAM
Tasha Butts (WBB)	@TashaButts
Tony Perotti (WBB)	@TonyPerotti
Howard Dobson (SB)	@HWDobson
Lindsay Leftwicht (SB)	@LLefty18
Alexis Rather (WG)	@Alexis_Rather
Jill Lytle Wilson (VB)	@JillLSUVB

## Departments

LSUsports.net	@LSUsports
LSU Ticket Office	@LSUtitix
LSUshop.net	@LSUshop
LSUpix.net	@LSUpix
LSU Sports Properties	@LSUSP
LSU Compliance	@LSUCompliance
LSU Event Management	@LSUEM
LSU Publications Office	@LSUPublications
LSU Cheerleading	@LSUCheer
LSU Tiger Girls	@LSUTigerGirls
LSU Equipment Managers	@LSUFBEquipment
LSU Sports Nutrition	@HealthyTigerLSU
National L Club	@LSULclub
LSU Final Score	@LSUfinalscore
LSUsports.net RSS Feed	@LSUSportsNews

LSU Geaux Zone RSS Feed	@LSUGeauxZone
Tiger Stadium	@LSUTigerStadium
Mike The Tiger	@LSUMikeTiger
Mike's Kids Club	@LSUMKC
LSU Roar Corps	@LSURoarCorps
Tiger Athletic Foundation	@LSUTAF
LSU Academic Center	@LSUAcademicCtr

## University

Official University	@LSU
University News	@LSUnews

## Administration

Michael Bonnette	@LSUBonnette
Brian Broussard	@broussardbrian
Quinlan Duhon	@LSUQuinlanDuhon
Zach Kendrick	@zkendrick
Kent Lowe	@LSUKent
Jamie Mascari	@JamieMascari
Tommy Moffitt	@TommyMoffitt
Daniel Nunes	@dnuneslsu
Todd Politz	@tpolitz
Will Stafford	@WillStaffordLSU
Jason Suitt	@Jmsuitt
Jake Terry	@LSUJake
Emily Dixon	@EmilyVDixon



**BRANDON BASS**  
BOSTON CELTICS



# TIGERS IN THE NBA



**GARRETT TEMPLE**  
WASHINGTON WIZARDS



**JOHNNY O'BRYANT III**  
MILWAUKEE BUCKS



**MARCUS THORNTON**  
BOSTON CELTICS



**JUSTIN HAMILTON**  
MIAMI HEAT



**GLEN DAVIS**  
LA CLIPPERS

<b>NOVEMBER</b>			<b>SAT 17</b>	<b>TEXAS A&amp;M * (ESPN/2)</b>	<b>11 A.M.</b>
<b>EXHIBITION</b>			TUE 20	FLORIDA * (ESPN)	6 P.M.
<b>FRI 7</b>	<b>MOREHOUSE (SECN+)</b>	<b>7 P.M.</b>	SAT 24	VANDERBILT * (ESPNU)	5 P.M.
<b>SAT 15</b>	<b>GARDNER-WEBB (SECN+)</b>	<b>NOON</b>	<b>WED 28</b>	<b>SOUTH CAROLINA * (SECN)</b>	<b>6 P.M.</b>
<b>ESPN TIPOFF MARATHON</b>			SAT 31	MISSISSIPPI STATE * (SECN)	1 P.M.
<b>TUE 18</b>	<b>TEXAS TECH (ESPN2)</b>	<b>8:30 P.M.</b>	<b>FEBRUARY</b>		
<b>PARADISE JAM</b>			<b>THU 5</b>	<b>AUBURN * (ESPN/2)</b>	<b>6 P.M.</b>
FRI 21	OLD DOMINION (CBS-S)	5:30 P.M.	<b>SAT 7</b>	<b>ALABAMA * (ESPN/2)</b>	<b>5 P.M.</b>
TBA 22/23	ILLINOIS STATE/WEBER STATE	TBA	<b>TUE 10</b>	<b>KENTUCKY * (ESPN)</b>	<b>6 P.M.</b>
MON 24	TBD	TBA	SAT 14	TENNESSEE * (SECN)	3 P.M.
<b>SAT 29</b>	<b>MCNEESE STATE (SECN+)</b>	<b>7 P.M.</b>	TUE 17	TEXAS A&M * (SECN)	8 P.M.
<b>DECEMBER</b>			<b>SAT 21</b>	<b>FLORIDA * (CBS)</b>	<b>NOON</b>
<b>TUE 2</b>	<b>UMASS (SECN)</b>	<b>6 P.M.</b>	TUE 24	AUBURN * (ESPNU)	6 P.M.
<b>SEC/BIG 12 CHALLENGE</b>			<b>SAT 28</b>	<b>OLE MISS * (FSN)</b>	<b>1 P.M.</b>
THU 4	WEST VIRGINIA (ESPN2)	6 P.M.	<b>MARCH</b>		
<b>SAT 13</b>	<b>SAM HOUSTON STATE (SECN)</b>	<b>6 P.M.</b>	WED 4	<b>TENNESSEE * (SECN)</b>	6 P.M.
THU 18	UAB (CBS-S)	8 P.M.	SAT 7	ARKANSAS * (ESPN/2)	TBA
<b>MON 22</b>	<b>CHARLESTON (SECN)</b>	<b>8 P.M.</b>	TBA 11-15	SEC TOURNAMENT (SECN/ESPN)	TBA
<b>MON 29</b>	<b>SOUTHERN MISS (SECN)</b>	<b>6 P.M.</b>	<small>HOME GAMES IN BOLD - * DENOTES SEC GAMES</small> ALL TIMES CENTRAL AND SUBJECT TO CHANGE <a href="#">f /LSUBASKETBALL</a> <a href="#">t @LSUBASKETBALL</a> FOR TICKETS: <a href="http://LSUTIX.NET">LSUTIX.NET</a> OR 800-960-8587		
<b>JANUARY</b>					
<b>SAT 3</b>	<b>SAVANNAH STATE (SECN)</b>	<b>6 P.M.</b>			
THU 8	MISSOURI * (ESPN/2)	6 P.M.			
<b>SAT 10</b>	<b>GEORGIA * (ESPNU)</b>	<b>8 P.M.</b>			
WED 14	OLE MISS * (SECN)	6 P.M.			

**JOSH GRAY**



**JOHNNY JONES**



**LSUsports.net**

[f](#) [t](#) [LSUsports.net/fancage](http://LSUsports.net/fancage)