



LSU



ANDRE
STRINGER
SENIOR GUARD



JOHNNY
JONES
HEAD COACH



JOHNNY
O'BRYANT III
FIRST TEAM ALL-SEC

2013-14 MEN'S BASKETBALL

LSU BASKETBALL PRACTICE FACILITY



ONE PATH

ONE ATTITUDE



MARAVICH CENTER

THE HOME OF LSU BASKETBALL LEGENDS

IT STARTS WITH A BOY...

A BALL...

A BOUNCE...

A GOAL...

A GAME...

A DREAM...

A LEGEND...

WADE. LOWTHER. PETTIT. MARAVICH.
MACKLIN. JACKSON. O'NEAL. DAVIS.

WHO'S THE NEXT TIGER LEGEND ...
TO PUT THE "DEAF" BACK IN THE "DEAF DOME"?



JOHNNY JONES

WHAT OTHERS ARE SAYING

“Any player in this nation would want to play for Coach Johnny Jones because he’s a player’s coach and a man of his word. My three years at LSU were the best three years of my life, and he was part of my development that I will never forget. Now that I have received my doctorate degree, this doctor prescribes LSU and Coach Jones to make their dreams come true.”

**LSU All-American, Former NBA Superstar,
Dr. Shaquille O’Neal**

“Coach Jones has a real good plan set up for the upcoming years for where he wants to be as going far in the tournament and preparing me to be a better person and a better player.”

LSU Basketball Player Tim Quarterman

“He has pride about this place (LSU). He is bringing that back to us.”

LSU Basketball Player Johnny O’Bryant III

“He’s a people person. He cares about you as a person.”

Former LSU Basketball Player Charles Carmouche

“(Johnny Jones) is a passionate leader who knows how to win. He has proven he’s a championship coach. Furthermore, his strong ties to the Tiger program as both an outstanding player and assistant coach under Dale Brown will be vital in reestablishing LSU Basketball as a national power.”

Mike Krzyzewski, Duke Head Coach



“Johnny is a people person. He can walk in a room full of people and know everyone’s name before he leaves.”

Durand “Rudy” Macklin, former LSU All-American

“We all got much more than a basketball coach. We got a person with integrity, humor, superb work ethic, strong-willed, a unifier, a disciplinarian, and a bright and pleasant gentleman. There is no down side with ‘The Bullet’ from DeRidder.”

Dale Brown, former LSU Head Basketball Coach

“[Johnny Jones] knows the landscape of college basketball recruiting in the state. He brings instant credibility to the movers and shakers in high school and AAU basketball. I fully expect the Golden Era of LSU basketball to be re-born with Johnny Jones as Head Coach.”

Tim Brando, CBS Sports Personality

IN HIS OWN WORDS

“I’ve been part of a program and have gotten into the business of cutting down nets, hanging banners, ordering championship rings and watching kids walk across the stage with a degree in hand. That is program building, and I think that is what people have a chance to get excited about. That is the mission I am on here at LSU.

“We’re going to push it, but it is going to be organized and not just chaos. We’re going to make sure we take good shots, and be under control, but we will play fast and we will do that with a passion. On the other end, we will defend the rim. We will make sure that we are guarding people, making them play over the top of us and forcing them to shoot low percentage shots.

“I want to make sure that we put the type of product on the floor that our fans really want to buy into. They want to come and have that passion again in terms of pulling for that basketball team. We will play extremely hard. We are going to play intelligent, and we’re going to play together. I think that when you unite guys like that, guys have an understanding and they understand it is not about ‘I’. It is about ‘we’.”

Head Coach Johnny Jones



Intro

- 1 Maravich Center
- 2 Johnny Jones Basketball
- 4 Contents/Credits
- 5 Quick Facts
- 6 2013-14 Schedule/2012-13 Results
- 7 2013-14 Roster
- 8 Season Preview

This is LSU

- 10 Championship Basketball
- 12 Cox Academic Center for Student-Athletes
- 15 Campus Apartments
- 16 Community Outreach
- 18 Pete Maravich Assembly Center
- 20 LSU Basketball Practice Facility
- 24 National Spotlight/Social Media
- 26 Strength and Conditioning
- 28 Athletic Training
- 30 1935 National Champions
- 31 Final Four Legacy
- 34 1953, 1978 Reunions
- 36 All-Americans, SEC Players of the Year
- 37 Bob Pettit
- 38 Pete Maravich
- 39 Shaquille O'Neal
- 40 Durand "Rudy" Macklin
- 41 First-Team All-Americans
- 43 All-Century Team
- 44 Tigers in the NBA
- 49 Hall of Fame Honors
- 50 LSU Greats
- 52 Prominent Alumni
- 54 Cheerleaders/Tiger Girls

The Tigers

- 55 Brian Bridgewater
- 56 Shavon Coleman
- 58 Brandon Eddlestone
- 59 Shane Hammink
- 61 Anthony Hickey
- 64 Keith Hornsby
- 65 Darcy Malone
- 66 Jarell Martin
- 67 Jordan Mickey
- 68 Malik Morgan
- 70 Johnny O'Bryant III
- 73 John Odo
- 74 Tim Quarterman
- 75 Henry Shortess
- 76 Andre Stringer
- 79 Radio TV Roster

Coaches

- 80 Coaches of the SEC Era
- 81 All-time Coaching Records
- 82 Head Coach Johnny Jones
- 88 Assistant Coach Charlie Leonard
- 89 Assistant Coach Korey McCray
- 90 Assistant Coach David Patrick
- 91 Director of Operations Tom Kelsey
- 92 Support Staff

Review

- 94 2012-13 Season Review
- 96 2012-13 Box Scores
- 100 2012-13 Season Statistics
- 101 2012-13 Scoreboard
- 102 2012-13 Superlatives
- 103 2012-13 Game-by-Game Statistics
- 104 2012-13 Starting Lineups

Preview

- 105 Non-Conference Opponents
- 108 SEC Office
- 109 SEC Opponents/Series Record
- 112 2014 SEC Tournament
- 113 2013-14 Post Season/Travel Plans

Records

- 115 School Records
- 118 Miscellaneous Records
- 121 Maravich Center Records
- 122 Individual Career Records
- 123 Individual Single-Season Records
- 124 Individual Single-Game Records
- 125 Opponent Individual Game Records
- 126 Team Game Records
- 127 Team Single Season Records
- 128 Opponent Team Season Records
- 129 Records by Class
- 130 Yearly Leaders
- 133 1,000-Point Club
- 135 500-Rebound Club
- 136 200-Assist Club, 100-Steal Club
- 137 30-Plus Pts./15-plus Rebs/10-plus Asts.
- 141 SEC Tournament Records
- 142 NCAA Tournament Records
- 143 NIT Records

History

- 144 Yearly Records/Milestones
- 145 Home-Away-Neutral/Win Streaks
- 146 Year-by-Year-Results
- 156 Series Records
- 166 Records vs. Conferences
- 167 LSU in The Post-Season
- 170 LSU in the Polls
- 173 Year-by-Year Statistics
- 177 Starters by Year
- 178 100-Point Games
- 179 Overtime Games
- 180 Comeback Wins
- 181 Pete Maravich Center W-L/Attendance
- 183 All-SEC Teams
- 185 Academic SEC/All-SEC Tournament
- 186 Harry Rabenhorst
- 187 Dale Brown
- 188 John Brady
- 189 Lettermen
- 192 LSU By The Jersey Numbers
- 195 Louisiana Awards

LSU

- 197 LSU Board of Supervisors
- 198 President/Chancellor
- 199 Vice-Chancellor AD Joe Alleva
- 200 Athletics Administration
- 202 Sports Information
- 203 Media Guidelines
- 204 LSU Sports Radio Network
- 205 LSU Sports TV Network
- 206 LSU Sports Properties
- 207 Tiger Athletic Foundation
- 208 LSUsports.net/fanpage

Credits

Editor
C. Kent Lowe

Layout & Design
Krystal Bennett, Hannah Brinks

Assistant Editors
Bill Franques, Matt Dunaway, Michael Bonnette

Photography
Steve Franz, Chris Parent, Hilary Scheinuk, Martin McCallister, Jim Zeitz, Eddy Perez, Bill Feig, NBA Photos (Andrew Bernstein, Sam Forenich, Glenn James, Kim Stallknecht, Steve Waltman, Jeff Vinnick).

Printing
United Graphics Inc.



©Copyright Louisiana State University
The 2013-14 LSU Basketball Media Guide was written by the LSU Sports Information Office and designed by the LSU Publications Office. All text and photo content is property of Louisiana State University and LSU Athletics and cannot be reproduced without permission from the LSU Sports Information Office.

Media Guides

LSU Media Guides can be either preordered with your season ticket order form or online at www.LSUsports.net/mediaguides. Guides also can be purchased from LSU SportShop located on North Stadium Drive.

Image Requests

Members of the media can obtain photos on all LSU coaches and athletes as well as official LSU logos on the internet at <http://media.lsusports.net>. The site features head shots and action shots of all of LSU's basketball players. The site will be updated throughout basketball season. To gain access to the database, please contact Kent Lowe in the LSU Sports Information Department for a login and password.



LSUsports.net

As the Official Web Site of LSU Athletics, LSUsports.net provides complete and up-to-the-minute information about all 20 of LSU's varsity athletic teams to both fans and media around the nation.

LSU Men's Basketball Coaching Staff

NAME	POSITION	ALMA MATER	YEAR AT LSU
Head Coach:	Johnny Jones	LSU, '85	2nd year at LSU
Assistant Coach:	Charlie Leonard	Christian Brothers, '75	2nd year at LSU
Assistant Coach:	Korey McCray	Mercer, '01	1st year at LSU
Assistant Coach:	David Patrick	Louisiana-Lafayette, '12	2nd year at LSU
Director of Operations:	Tom Kelsey	Lipscomb, '86	2nd year at LSU
Basketball Trainer:	Shawn Eddy	West Virginia, '94	9th year at LSU (18th at LSU)
Strength & Conditioning:	Rick Lefebvre	Wisconsin-Stevens Point, '03	2nd year at LSU
Video Coordinator:	Zach Kendrick	LSU, '10	3rd year at LSU
Administrative Assistant:	Brittany Carvalhido	Oklahoma St. '05	4th year men's (6th at LSU)

Basketball Facts

Head Coach:	Johnny Jones
Alma Mater/Year:	LSU, '85
Career Record:	224-174
Years as Head Coach:	Entering 14th year
Years at LSU:	Entering 2nd year
LSU's 2012-13 Record:	19-12 overall, 9-9 SEC (Tie 8th)
Assistant Coaches:	Charlie Leonard, Korey McCray, David Patrick

University Facts

Location:	Baton Rouge, La.
Founded:	1860
Enrollment:	28,771
Nickname:	Tigers or Fighting Tigers
Colors:	Purple and Gold
Print specifications:	Purple-PMS 268, Gold-PMS 123
Mascot:	Mike VI (live Bengal tiger)
Arena:	Pete Maravich Assembly Center
Capacity:	13,215
Year Opened:	1972
All-time Record in PMAC:	485-171 (42 years)
Conference:	Southeastern
Band:	Bengal Brass Basketball Band

University Administration

President/Chancellor:	Dr. F. King Alexander (St. Lawrence, '87)
Faculty Representative:	Dr. Bill DeMastes (Georgia, '79)

Athletics Department

Vice-Chancellor/AD:	Joe Alleva (Lehigh, '75)
Sr. Assoc. AD/Operations:	Verge Ausberry (LSU, '90)
Sr. Assoc. AD/Compliance, Planning:	Bo Bahnsen (LSU, '82)
Sr. Assoc. AD/SID:	Michael Bonnette (LSU, '93)
Sr. Assoc. AD/Business:	Mark Ewing (LSU, '78)
Sr. Assoc. AD/Student Services, SWA:	Miriam Segar (LSU, '94)
Sr. Assoc. AD/Internal Affairs, Development:	Eddie Nunez (Florida, '98)
Sr. Assoc. AD/Facility & Grounds:	Ronnie Haliburton (LSU, '90)
Assoc. AD/Ticket Manager:	Brian Broussard (LSU, '93)
Assoc. AD/Facilities, Proj. Development:	Emmitt David (LSU, '82)
Assistant AD/Marketing:	Mathew Shanklin (UNCW, '88)

Sports Information

Senior Associate AD/SID:	Michael Bonnette (LSU, '93)
Senior Associate SID (Basketball):	Kent Lowe (LSU-Shreveport, '79)
Senior Associate SID:	Bill Franques (LSU, '85)
Associate SID:	Matt Dunaway (UCF, '05)
Associate SID:	Bill Martin (LSU, '07)
Associate SID:	Will Stafford (LSU, '06)
Associate SID:	Jake Terry (LSU, '08)
Graphic Design Coordinator:	Krystal Bennett (LSU, '06)
Graphic Design Coordinator:	Hannah Brinks (Alabama, '11)
Photography Coordinator:	Steve Franz (LSU, '93)
Administrative Secretary:	Pam LeBlanc

LSU Sports Radio Network

Director of Broadcasting:	Jim Hawthorne (Northwestern St., '67)
---------------------------	---------------------------------------

LSU Sports Television Network

Director of Television:	Kevin Wagner (LSU, '80)
Assistant Director:	John Schiebe (Oklahoma St., '86)
Television Producer:	Dave Landry (LSU, '90)

LSUsports.net

Director of Digital Media:	Todd Politz (LSU, '99)
----------------------------	------------------------





Media Information

Men's Basketball SID:	Kent Lowe
SID Office Phone:	225-578-8226
Lowe's Office Phone:	225-578-1864
Lowe's Home Phone:	225-761-1734
Lowe's Cell Phone:	225-241-4360
Lowe's E-Mail Address:	clowe@lsu.edu
Lowe's Twitter:	@LSUkent
LSU website:	www.LSUsports.net
Press Row Phone:	225-578-8226
SID Mailing Address:	Athletics Administration Building, Baton Rouge, LA 70803
Overnight Address:	Fifth Floor, Athletics Administration Building Nicholson Drive and North Stadium Drive Baton Rouge, La. 70894

Athletics Phone Directory (225 area code)

Athletics Department:	578-8100
Athletics Director:	578-3600
Senior Women's Administrator:	578-1888
Student Services:	578-4100
Marketing and Promotions:	578-6629
Internal Operations:	578-6603
Business Office:	578-6783
Ticket Office:	578-2184
Men's Basketball Office:	578-8217

 /LSUBasketball
 @LSUBasketball, @LSUCoachJones

2013-14 LSU Basketball Schedule

DATE	OPPONENT	SITE	TIME
Nov. 12	at Massachusetts (ESPN2)	Amherst, Mass.	10 a.m.
Nov. 16	NORTHWESTERN STATE	Baton Rouge, La.	7 p.m.
Nov. 19	NEW ORLEANS (CST)	Baton Rouge, La.	7 p.m.
Nov. 22	SOUTHEASTERN LOUISIANA	Baton Rouge, La.	7 p.m.
Nov. 28-Dec. 1	OLD SPICE CLASSIC		
Nov. 28	Saint Joseph's (ESPN2)	Kissimmee, Fla.	7:30 p.m.
Nov. 29	Memphis or Siena (ESPN2/U)	Kissimmee, Fla.	TBA
Dec. 1	TBD (ESPN2/U/3)	Kissimmee, Fla.	TBA
Dec. 14	LOUISIANA-MONROE (CST)	Baton Rouge, La.	7 p.m.
Dec. 18	at Texas Tech (ESPN)	Lubbock, Texas	8 p.m.
Dec. 21	UAB (CST)	Baton Rouge, La.	4 p.m.
Dec. 28	MCNEESE STATE (CST)	Baton Rouge, La.	7 p.m.
Jan. 4	RHODE ISLAND (CST)	Baton Rouge, La.	7 p.m.
Jan. 7	*TENNESSEE (ESPN)	Baton Rouge, La.	6 p.m.
Jan. 11	*at South Carolina (SECTV)	Columbia, S.C.	12:30 p.m.
Jan. 15	*at Ole Miss (CSS/CST)	Oxford, Miss.	8 p.m.
Jan. 18	*VANDERBILT (ESPN)	Baton Rouge, La.	8 p.m.
Jan. 21	*MISSOURI (ESPN)	Baton Rouge, La.	6 p.m.
Jan. 25	*at Alabama (ESPN2)	Tuscaloosa, Ala.	7 p.m.
Jan. 28	*KENTUCKY (ESPN)	Baton Rouge, La.	8 p.m.
Feb. 1	*ARKANSAS (ESPN)	Baton Rouge, La.	4 p.m.
Feb. 6	*at Georgia (ESPN/2)	Athens, Ga.	6 p.m.
Feb. 8	*AUBURN (SECTV)	Baton Rouge, La.	3 p.m.
Feb. 12	*at Texas A&M (CSS/CST)	College Station, Texas	8 p.m.
Feb. 15	*at Arkansas (ESPN)	Fayetteville, Ark.	4 p.m.
Feb. 19	*MISSISSIPPI STATE (SECTV)	Baton Rouge, La.	7 p.m.
Feb. 22	*at Kentucky (ESPN/2)	Lexington, Ky.	3 p.m.
Feb. 26	*TEXAS A&M (SECTV)	Baton Rouge, La.	7 p.m.
March 1	*at Florida (CBS Sports)	Gainesville, Fla.	3 p.m.
March 6	*at Vanderbilt (ESPN/2)	Nashville, Tenn.	6 p.m.
March 8	*GEORGIA (FSN)	Baton Rouge, La.	4 p.m.
March 12-16	SEC Tournament (SECTV, ESPN, ABC)	Atlanta, Ga.	TBA

Home games Bold CAPS • Times are Central and Subject to Change
 *denotes SEC Games CST = Cox Sports TV FSN = Fox Sports Net CSS = Comcast Sports

2012-13 LSU Basketball Results

DATE	OPPONENT	SCORE	PAID ATT.
Nov. 9	UC Santa Barbara	W, 77-63	6,966
Nov. 13	McNeese State	W, 73-48	6,776
Nov. 20	Northwestern State	W, 102-95	7,018
Nov. 24	Mississippi Valley State	W, 75-50	6,238
Nov. 29	Seton Hall	W, 72-67	7,295
Dec. 11	Chattanooga	W, 80-67	6,760
Dec. 14	at Boise State	L, 70-89	11,210
Dec. 18	at UC Irvine	W, 66-60	1,536
Dec. 22	at Marquette	L, 80-84	14,309
Dec. 28	Houston Baptist	W, 75-58	7,032
Jan. 5	Bethune-Cookman	W, 79-63	6,462
Jan. 9	at Auburn	L, 63-68	6,355
Jan. 12	Florida	L, 52-74	9,964
Jan. 16	South Carolina	L, 73-82 (ot)	6,654
Jan. 19	at Georgia	L, 58-67	5,779
Jan. 23	Texas A&M	W, 58-54	7,064
Jan. 26	at Kentucky	L, 70-75	24,248
Jan. 30	at Missouri	W, 73-70	8,804
Feb. 2	at Mississippi State	W, 69-68	7,667
Feb. 6	Vanderbilt	W, 57-56	7,075
Feb. 9	at Alabama	L, 57-60	13,511
Feb. 14	at South Carolina	W, 64-46	7,486
Feb. 16	Mississippi State	W, 80-68	9,720
Feb. 19	at Tennessee	L, 72-82	15,086
Feb. 23	Alabama	W, 97-94 (3ot)	8,200
Feb. 27	Arkansas	W, 65-60	7,891
March 2	at Missouri	L, 76-89	14,212
March 6	at Texas A&M	W, 68-57	6,540
March 9	Ole Miss	L, 67-81	10,187
March 14	vs. Georgia (SEC Tournament)	W, 68-63	10,065
March 15	vs. Florida (SEC Tournament)	L, 58-80	15,649





2013-2014 LSU Men's Basketball Team

Alphabetical

NO.	NAME	POS.	HT.	WT.	YR.	EXP.	HOMETOWN (PREVIOUS SCHOOL)
20	Brian Bridgewater	F	6-6	230	Fr.	HS	Baton Rouge, La. (Scotlandville HS)
5	Shavon Coleman	F	6-5	195	Sr.	1L	Thibodaux, La. (Thibodaux HS/Howard College)
45	Brandon Eddlestone	F	6-8	245	Fr.	HS	Slidell, La. (Northshore HS)
11	Shane Hammink	F	6-7	217	So.	1L	Millingen aan de Rijn, Netherlands (Oakley College)
1	Anthony Hickey	G	5-11	182	Jr.	2L	Hopkinsville, Ky. (Christian County HS)
4*	Keith Hornsby	G	6-4	190	Jr.	TR	Williamsburg, Va. (Oak Hill Academy/UNC Asheville)
22	Darcy Malone	C	7-0	229	Fr.	HS	Canberra, Australia (ACT Academy of Sport)
12	Jarell Martin	F	6-9	241	Fr.	HS	Baton Rouge, La. (Madison Prep HS)
25	Jordan Mickey	F	6-8	220	Fr.	HS	Dallas, Texas (Prime Prep Academy)
24	Malik Morgan	G	6-4	199	So.	1L	River Ridge, La. (John Curtis HS)
2	Johnny O'Bryant III	F	6-9	256	Jr.	2L	Cleveland, Miss. (East Side HS)
31	John Odo	F	6-9	236	Jr.	JC	Lagos, Nigeria (Faloma HS/Hill (Texas) JC)
55	Tim Quarterman	G	6-6	173	Fr.	HS	Savannah, Ga. (Johnson HS)
3	Henry Shortess	G	5-9	160	Fr.	HS	Baton Rouge, La. (University HS)
10	Andre Stringer	G	5-10	190	Sr.	3L	Jackson, Miss. (Forest Hill HS)

Numerical

NO.	NAME	POS.	HT.	WT.	YR.	EXP.	HOMETOWN (PREVIOUS SCHOOL)
1	Anthony Hickey	G	5-11	182	Jr.	2L	Hopkinsville, Ky. (Christian County HS)
2	Johnny O'Bryant III	F	6-9	256	Jr.	2L	Cleveland, Miss. (East Side HS)
3	Henry Shortess	G	5-9	160	Fr.	HS	Baton Rouge, La. (University HS)
4*	Keith Hornsby	G	6-4	190	Jr.	TR	Williamsburg, Va. (Oak Hill Academy/UNC Asheville)
5	Shavon Coleman	F	6-5	195	Sr.	1L	Thibodaux, La. (Thibodaux HS/Howard College)
10	Andre Stringer	G	5-10	190	Sr.	3L	Jackson, Miss. (Forest Hill HS)
11	Shane Hammink	F	6-7	217	So.	1L	Millingen aan de Rijn, Netherlands (Oakley College)
12	Jarell Martin	F	6-9	241	Fr.	HS	Baton Rouge, La. (Madison Prep HS)
20	Brian Bridgewater	F	6-6	230	Fr.	HS	Baton Rouge, La. (Scotlandville HS)
22	Darcy Malone	C	7-0	229	Fr.	HS	Canberra, Australia (ACT Academy of Sport)
24	Malik Morgan	G	6-4	199	So.	1L	River Ridge, La. (John Curtis HS)
25	Jordan Mickey	F	6-8	220	Fr.	HS	Dallas, Texas (Prime Prep Academy)
31	John Odo	F	6-9	236	Jr.	JC	Lagos, Nigeria (Faloma HS/Hill (Texas) JC)
45	Brandon Eddlestone	F	6-8	245	Fr.	HS	Slidell, La. (Northshore HS)
55	Tim Quarterman	G	6-6	173	Fr.	HS	Savannah, Ga. (Johnson HS)

* = Sitting out the 2013-14 season due to NCAA transfer rules.

Coaching Staff

Head Coach:	Johnny Jones	LSU, '85	2nd year at LSU
Assistant Coach:	Charlie Leonard	Christian Brothers, '75	2nd year at LSU
Assistant Coach:	Korey McCray	Mercer, '01	1st year at LSU
Assistant Coach:	David Patrick	Louisiana-Lafayette, '12	2nd year at LSU
Director of Operations:	Tom Kelsey	Lipscomb, '86	2nd year at LSU
Basketball Trainer:	Shawn Eddy	West Virginia, '94	9th year at LSU (18th at LSU)
Strength & Conditioning:	Rick Lefebvre	Wisconsin-Stevens Point, '03	2nd year at LSU
Video Coordinator:	Zach Kendrick	LSU, '10	3rd year at LSU
Administrative Assistant:	Brittany Carvalhido	Oklahoma St. '05	4th year men's (6th at LSU)

Pronunciation Guide

Carvalhido - Carv-eh-lee-doe
Shavon - sha-VON
Malik - ma-LEAK
Odo - OH-due
Shortess - Short-ess



2013-14 Season Preview

As year two of the **Johnny Jones** era begins, the success of the first year of the program with 19 total wins which included nine conference wins allows the second year of the program to begin on a positive scale that has already begun the move upward.

A group of well-seasoned veterans who know and like the system of up-tempo offense and sometimes in your face full-court pressure defense will mix in with the No. 5 recruiting class in the country that features height, length, ball-handlers and state and national honorees. The team has shown in practice that chemistry has developed to help this team have another successful season.

Returns

The Tigers return three players who started a majority of the games a year ago – **Johnny O'Bryant III, Anthony Hickey** and **Andre Stringer**.

O'Bryant III earned All-SEC First-Team honors as a sophomore and soon after the season made a decision that made LSU fans very happy – he decided to return for his junior season.

The Cleveland, Miss., native has worked hard in the summer to continue the success he found in SEC action when he found the gear to play hard every game. He had 12 of his team-leading 15 double doubles against league teams and averaged 14.7 points and 9.6 rebounds (2nd in the league) in conference games. He averaged 13.6 points and 8.7 rebounds for the entire season.

Hickey has handled the point guard duties most of the previous two seasons. With the pace of Coach Jones' offense, he relished in the ability to pass and score. But he also again showed his ability on defense, remaining on pace for a school record in both total steals and steals average until right near the end of the campaign.

He led the league in steals at 2.9 spg and averaged 11.2 points to go along with 3.9 assists per game. The Hopkinsville, Ky., native had 21 games scoring in double figures, made 60 treys while starting 23 games.

Stringer has averaged in double figures all three years, including 10.4 points per game in 2013. He also has seen his three-point percentage go from 29.5 percent as a freshman to 40.9 percent with 67 treys a year ago. He will enter the year with 168 treys and just 36 points shy of 1,000 career points. He has scored in double figures in 49 of 91 career games.

LSU has other returnees who played significant time a year ago for Coach Jones – **Shavon Coleman, Malik Morgan** and **Shane Hammink**.

Coleman proved his worth as either a starter or sixth man for the Tigers with several big moments as he averaged 10.5 points and 5.9 rebounds. He had three 20-plus scoring games, including 24 points with four treys in an SEC Tournament win against Georgia.

Morgan made his mark early with three field goals, which included two treys, to help LSU come from 16 down to beat Seton Hall.

Averaging 5.3 points and 18.4 minutes a game, Morgan showed his ability hitting 25 treys with three games in double figures.

Hammink, whose dad Geert was an All-SEC center, has continued to learn and improve and can help the team after 26 appearances as a freshman. He scored in double figures twice and averaged 2.1 points per game.

Newcomers

The Tiger coaching staff brought in what was ranked as the No. 5 recruiting class this past year, and they are working hard in practice to live up to that hype.

Leading that class is McDonald's All-American **Jarell Martin** from Baton Rouge. Listed as the No. 48 player in college basketball this season, Martin averaged 26.3 points and 14.3 rebounds in leading Madison Prep to the school's first state title in 2013.

The Tigers brought in a 7-footer from Australia to Baton Rouge in **Darcy Malone**. Malone has plenty of international experience playing for FIBA U17 World Championship teams and brings added height to the LSU frontcourt.

Jordan Mickey has earned plenty of accolades from the Dallas area after averaging 16 points and 10 rebounds for Prime Prep his senior season, after leading Grace Prep to the state title in his junior campaign. His 7-3 wingspan will be a tremendous advantage as LSU tries to solidify itself on the boards.

Big point guard **Tim Quarterman** will offer a different style of guard play for LSU, but the Savannah, Ga., native comes with plenty of accolades after being named All-State POY by the Georgia sports writers. Quarterman averaged 19.5 points and 6.2 rebounds with 5.1 assists.



Johnny O'Bryant III



Anthony Hickey

John Odo came to LSU in January and was able to practice with the team the entire second half of the season, and along with off-season training, has continued to improve and work his way into the rotation. Odo graduated from Hill JC where he averaged 12.4 points and 14.3 rebounds a game.

Brandon Eddlestone, from Slidell, and **Henry Shortess**, from Baton Rouge's University High, are two freshman walkons who will provide valuable assistance for this year's team.

The Schedule

LSU will be tested early with a season opener at Massachusetts in the ESPN Tipoff Marathon on Nov. 12 before a series of home games that will lead into LSU's first appearance in the Old Spice Classic hosted by Disney's ESPN Wide World of Sports in Florida. A strong field awaits LSU, which opens Thanksgiving night against Saint Joseph's with a possible game against Memphis awaiting in the second round if LSU is able to win. Possible matchups with Purdue, Butler, Washington State and Oklahoma State await the Tigers on the final day.

The Tigers will travel to Texas Tech and have a home games against UAB and Rhode Island before opening up conference play.

LSU will again play Texas A&M as its rivalry home-and-home game with this year's four other home-and-home sets scheduled against Arkansas, Georgia, Kentucky and Vanderbilt.

Intangibles

As one looks to the second year of the **Johnny Jones** era, the biggest intangible is the returnees who know the system and can help the recruits ease their way into the Jones style. Plus, with a nearly full roster, the depth factor for when LSU wants to go up tempo and press on defense is much more in the Tigers favor.

Fans are excited about LSU basketball again and that means they will again make the Pete Maravich Assembly Center a better place for LSU to play and that is a huge intangible as Coach Jones continues to move the program forward in 2014.




Shavon Coleman



Championship

BASKETBALL






Shaquille O'Neal
1991 National Player of the Year



Dale Brown
1981 National Coach of the Year



Pete Maravich
1969 • 1970 National Player of the Year

Naismith Memorial Basketball Hall of Fame



Bob Pettit
(1951-1954) Inducted 1971



Pete Maravich
(1967-1970) Inducted 1987



Bob Pettit (2006)
Pete Maravich (2006)
Tex Winter (2010)
Joe Dean, Sr. (2012)

59
First-Team All-SEC Selections

62
Academic All-SEC Honors

12
SEC Player of the Year Honors

8
First-Team All-Americans

25
Postseason Appearances

4
NCAA Final Four Appearances

1
NIT Final Four Appearance

1
National Title

10
SEC Championships

13
NBA First-Round Draft Picks

1
NBA No. 1 Pick

2
NBA No. 2 Picks

2
NBA No. 3 Picks

3
Members of NBA at 50 Team

2
College National Players of the Year

2
Naismith Hall of Fame Members

4
Collegiate Basketball Hall of Fame Members



Academic SUCCESS

Two seven-foot basketball players received their degrees recently: Coach Jones (right) is joined by Andrew Del Piero, who graduated in May 2013 (left); while Stanley Roberts, who played for the Tigers in 1991 before going into the pros, came back and received his degree in Dec. 2012.

Cox Communications Academic Center & Student Affairs



Kenneth Miles
Executive Director



Marisa Blackledge
Learning Specialist



Dr. Louise A. Bodack
Assistant Director for Student Learning



Jade Bryan
Assistant Director for Diversity, Inclusion and Civic Engagement



Eleanor Carter
Learning Specialist



James Chiarchiaro
Associate Director



Matthew Dahlke
Academic Advisor



Kydani Dover
Manager for Student Learning/Learning Specialist



Dr. Earnie Fingers
Learning Specialist



Mallory Froman
Learning Specialist



Walt Holliday
Director of Academic Affairs



Becca Hubbard
Associate Director for Health and Wellness



Dorothy Kemp
Tutorial Coordinator/Learning Specialist



Ericka Lavender
Assistant Director



Jonathan Levesque
Information Technology Manager



Sarah Moran
Assistant to the Executive Director



Jason Shaw
Academic Advisor



Carole Walker
Associate Director



LSUsports.net/360

Basketball Graduates

LSU's graduates since Cox Communications Academic Center Opened in 2002



Shaquille O'Neal returned to LSU in December of 2000 to earn his degree.

Brad Bridgewater
July 2002
General Studies

Jermaine Williams
July 2002
Sociology

Collis Temple III
Dec. 2002
Masters Sports Management

Pete Bozek
Dec. 2002
Kinesiology

Jason Wilson
May 2003
General Studies

Brian Greene
Dec. 2003
Biological Sciences

Charlie Thompson
May 2004
General Studies

Paul Wolfert
May 2005
Finance

Louis Earl
July 2005
General Studies

Xavier Whipple
July 2005
General Studies

Darrel Mitchell
May 2006
General Studies

Darnell Lazare
August 2007
Information Systems

David Fleshman
Spring 2008
General Studies

Garrett Temple
Spring 2008
Management

Dameon Mason
Summer 2008
General Studies

Alex Farrer
Spring 2009
Management

Tasmin Mitchell
Spring 2010
Communication Studies

Antonio Hudson
Fall 2010
General Studies

Garrett Green
Summer 2011
Sports Administration

Chris Bass
Spring 2012
Interdisciplinary Studies

Justin Hamilton
Spring 2012
Sociology

Storm Warren
Spring 2012
Sports Management

Malcolm White
Spring 2012
Interdisciplinary Studies

Stanley Roberts
Fall 2012
Sports Administration

Andrew Del Piero
Spring 2013
Sociology

Eddie Ludwig
Summer 2013
Economics

Mychal Williams
Summer 2013
Sports Administration

SEC Academic Honor Roll

Since Cox Communications Academic Center for Student-Athletes Opened in 2002

2001-02

Brian Green
Collis Temple III

2002-03

Pete Bozek
Brian Green
Charlie Thompson

2003-04

Charles Thompson
Paul Wolfert
Brandon Bass (Freshman)
Ross Neltner (Freshman)

2004-05

Brandon Bass (SEC Scholar-Athlete of the Year)
Darrel Mitchell
Ross Neltner
Paul Wolfert

Glen Davis (Freshman)
David Fleshman
Garrett Temple (Freshman)

2005-06

Glen Davis
David Fleshman
Darnell Lazare
Darrel Mitchell
Garrett Temple

2006-07

Alex Farrer
Greg Terrebbonne (Freshman)

2007-08

Greg Terrebbonne

2008-09

Alex Farrer
Garrett Temple

2009-10

Chris Beattie
Alex Farrer

2010-11

Eddie Ludwig

2011-12

Eddie Ludwig

2012-2013

Eddie Ludwig

"The Academic Center for Student-Athletes is a tremendous asset to all athletes. It provides those intangibles that are necessary to achieve success in a collegiate environment. The Center provides tutors to help you understand your course material, academic coaches who teach you organizational skills, and time management seminars to enhance the skills needed in this society."

- Shaquille O'Neal

FORMER LSU BASKETBALL, ALL-AMERICAN, 1989-92

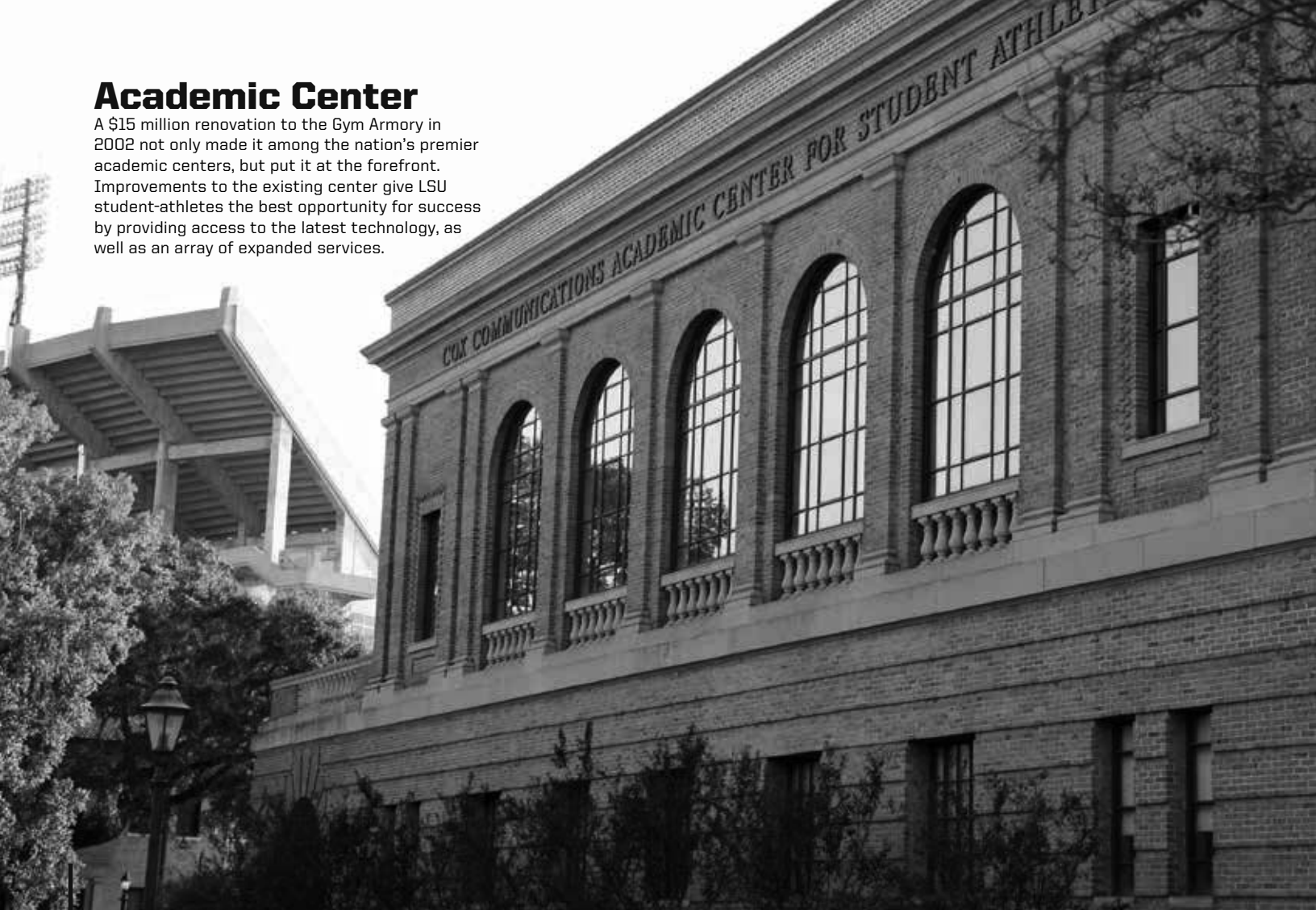
BO CAMPBELL AUDITORIUM

The 1,000-seat auditorium is used through the year as a classroom and lecture hall. Each seat in the auditorium has space for a laptop and a modem hookup, providing each student unlimited learning opportunities. The auditorium also contains a movie theatre size screen to aid professors with lectures and classroom activities.



Academic Center

A \$15 million renovation to the Gym Armory in 2002 not only made it among the nation's premier academic centers, but put it at the forefront. Improvements to the existing center give LSU student-athletes the best opportunity for success by providing access to the latest technology, as well as an array of expanded services.



Academic Center FOR STUDENT-ATHLETES

Goals

Graduate

- Offer a comprehensive framework tailored to improve the academic skill set of each student-athlete.

Prepare For Life After LSU

- Provide a holistic approach that fosters lifelong learning, critical thinking, and encourage independence into adulthood.

Promote and Preserve Academic Integrity Through Education and Example

- Decrease the number of academic fraud cases.
- Evaluate policies and processes toward greater efficiency and effectiveness.
- Ensure that staff is knowledgeable about rules, regulations, and right.
- Teach high standards of accountability and behavior to our student-athletes.

Nuture Personal Well-Being and Professional Aspirations

- Promote well-being to the staff
- Create an environment to build staff cohesiveness
- Provide professional development
- Create an environment for optimal collaboration.

Amenities

- ▶ 54,000 square feet of working space
- ▶ 300 computer workstations
- ▶ 14 private computer rooms in a state-of-the-art computer lab
- ▶ Additional study rooms and classrooms for private or group study
- ▶ Electronic scheduling of tutoring sessions
- ▶ A 1,000-seat auditorium for classes and lectures





Campus APARTMENTS

The Tigers' Home Away From Home

LSU has 18 residence halls with architectural styles ranging from a Renaissance style typical of the older core of the campus to modern high-rise buildings. Above is the newest addition, the highly popular East Campus and West Campus apartments, co-ed dormitories that include furnished rooms with connecting suites and e-mail workstations in the lobby, all within a short walk from the dining hall.

Amenities

- ▶ Dining Halls
- ▶ Weekly Housekeeping
- ▶ Cable Television
- ▶ High-Speed Internet
- ▶ Mail Service
- ▶ Card Access
- ▶ Facility Repairs
- ▶ Security
- ▶ Telephone Services
- ▶ Furnished
- ▶ Washer/Dryer
- ▶ Microwave





Community OUTREACH

Head Coach Johnny Jones speaks to incoming LSU freshman about life at a university at the annual orientation assembly.

LSU Student-Athletes participate in a variety of community service projects including reading at schools, hospital visits and speaking engagements.



Mall Ball

It has become one of the most eagerly anticipated events at the start of the school year for the basketball teams at LSU to appear at the local mall. The teams and coaches interact on a specially designed basketball court with youngsters in the city and sign autographs. This year's event gave Coach Jones the chance to again interact with LSU fans and to invite them to join him in this new era of LSU basketball.



Community Interaction

Young kids can become LSU fans at an early age by having their parents sign them up for Mike's Kids Club. There are special events held just for club members during the year, including a clinic put on by the LSU basketball team win which they help kids learn the basic fundamentals of the sport.



Making A Difference

Members of the team can easily make a difference in a young person's life by their participation in charitable events. The LSU team, for example, brought smiles to a group of special athletes participating and assisting in games of the Ascension Parish Inclusive League. Besides taking pictures and autographs, the members of the basketball team joined in as part of a big softball game, helping the kids with batting, coaching bases and being a part of the event.



One of the most anticipated events each year by the men's basketball team, local media and the patients and staff is the annual Christmas visit to the children's wing at Our Lady Of the Lake hospital in Baton Rouge. Each year the team comes with gifts for the kids and they can be heard up and down the hallways singing some version of popular Christmas carols.



At the start of the school year, student-athletes from several LSU sports, including the men's basketball team and coaching staff, helped new freshman move into their dorm rooms.



Maravich CENTER

The Tigers will be scoring and playing defense on a newly redesigned court at the Maravich Center in 2013-14.

This redesign has caught every one's eye as it features a two-tone new Tiger head logo at center court in a lighter shade to accentuate the mark from the LSU logo and the rest of the floor coloring.

Plus for the first time since the rule change, there is just one three-point line and a lighter area inside the arc to designate the area.

It's one the players will enjoy playing on as they go through this season.

It's all part of a continuing plan to keep the Pete Maravich Assembly Center relevant as it prepares to host a 43rd year of college basketball.

It has seen constant changes since a three-year campaign began in 2005 to

spruce up the building by the LSU Athletic Department.

In a year when the building would also become famous worldwide as the site of the largest triage unit in history after Hurricane Katrina, the athletic department was able to finish its renovation in time for the 2005-06 season and turn the building back into a showcase for LSU men's basketball.

An interactive concourse area depicting the history of the great players who have starred for LSU in the building, additional restrooms, new seats throughout the arena along with increased court lighting has taken the building to a new level. Now, the building features a new practice facility for men and women along with a new men's locker room complex helping the Assembly Center's appeal for players and fans for years to come.



 LSUsports.net/360



ARENA FACTS

11.5 Million

Original cost of building – \$11.5 million; one of the most visible structures on campus.

NCAAs

Site of two NCAA Men's Regional Basketball Tournaments: 1976, 1986

NITs

Site of six NIT events: 1982, 1983, 1987, 1989, 2002, 2009

2008, 2009, 2012, 2013, 2014

Site of NCAA Women's Basketball First and Second

Rounds in 2008 and 2009; 2012-2014.

East to West

East-to-West, you can put a football field and still have almost 33 yards of space left.

North to South

North-to-South, you can put another gridiron and have about 13 yards extra.

3,113,380

There are over one-fifth of a million square feet enclosed and over one-quarter of a million square feet throughout for a total of 3,113,380 cubic feet.

1,750

A total of 1,750 tons of air conditioning keeps the interior at year-round comfort.



MARAVICH CENTER

13,215

Seats 13,215 spectators after \$5 million renovation to concourse and seating areas.

The Maravich Assembly Center is, like the other venues LSU basketball has bounced around in through its long history, unique in its own way. Before moving across from Tiger Stadium, the Tigers set up shop in the Pavilion on the old LSU campus, the Huey Long Field House Gym Armory (now the Cox Communications Academic Center) and the John M. Parker Agricultural Center. LSU and SEC fans knew the latter as the "Cow Palace" as it served as the primary home for LSU basketball for four decades.

But when the LSU Tigers commenced play in the Assembly Center in the 1971-72 season, it marked the beginning of a new era in LSU Roundball. The Assembly Center is now the longest running venue in LSU's basketball history.

The building opened as the LSU Assembly Center, but during the summer of 1988, then Louisiana Governor Buddy Roemer signed legislation changing the official name of the building to the Pete Maravich Assembly Center in honor of the LSU star who had died tragically earlier that same year.

The Maravich Center is also the home for the LSU volleyball, gymnastics and women's basketball teams.





Practice FACILITY

BELOW: The Legends Club connects to the Maravich Center concourse.

The statue of Shaquille O'Neal that was unveiled in September 2011 outside the entrance to the Pete Maravich Assembly Center Basketball Practice Facility has become the primary focus of people's attention when they come to that part of the LSU campus.

But what goes on inside the facility is what is important to the present and future of the LSU men's basketball program. The chance to schedule practice when needed and the chance to get shots up or work on free throws any time is what makes this facility so important to the players of this program.

If they want to take the time, the opportunity to improve is there.

Most excited about the facility is the man whose statue dominates the front of the facility.

"I'm actually jealous," said Shaquille O'Neal. "I had to beg the security guards to let me in the [old] downstairs practice facility which at the time they called the 'dungeon.' I spoke to the team and I said listen you got everything you want here ... My message to them was take advantage of all this stuff."

"It's important for the program and it will give us a recruiting edge," said another of the players whose jersey hangs from



the rafters of the Maravich Center, Durand "Rudy" Macklin. "It will make a player want to come here. It's a basketball player's dream. It started here with a rubber floor and the 'Dungeon' ... Now to see it come to this. I was born too soon."

The facility features exact duplicate full-size gymnasiums. Each has two portable goals and four overhead retractable goals.

Both courts are exact replicas of the PMAC competition court. Each gym features a scoreboard, video filming balcony and scorer's table with video and data connection. Each gym spans 11,324 square feet and includes a regulation NCAA court in length with two regulation high school courts in the opposite direction.

Besides, the men's gymnasium, the

Facility Facts

- Project Cost: \$13,913,000
- Ground broken on July 1, 2008
- Contractors: Guy Hopkins Construction of Baton Rouge based on the designs by the firm of Tom Holden Architects of Baton Rouge in a joint venture with RDG Sports of Des Moines, Iowa
- Total Project Area: 58,960 square feet of new construction and 1,100 square feet of renovated construction
- Two state-of-the-art practice gyms each spanning 11,324 square feet; includes a regulation NCAA court in length with two regulation high school courts in the opposite direction
- Each gym has two portable goals and four overhead retractable goals; both are exact replicas of the PMAC competition court
- Each gym can hold up to 800 people for special events
- Each gym features a scoreboard, video filming balcony and scorer's table with video and date connections to enable instant replay
- A central two story lobby and grand staircase ascends to the second level. The lobby showcases team displays and graphics, trophy cases and memorabilia from the past. The displays and wall graphics were designed by ZE Design of Centerville, Ohio.
- On the second level of the facility is a Pre-Function Room that opens to an extension of the Maravich Center concourse. It can hold approximately 500 people for pre-game and post-game functions.
- Other areas of the addition include a Press Room, Men's Basketball Locker Room, Team Lounge, Training Room, Laundry Facility, Coach's Locker Room and storage areas.



**TOP: The LSU dressing room
BOTTOM: The men's practice gym**



**LEFT: The entrance way of the practice facility highlights the history of both the men's and women's basketball programs.
MIDDLE: The facility video room. RIGHT: LSU's training room.**



facility is the primary work area for the basketball team with locker room, team lounge, training room, laundry facility, coach's locker room and storage areas.

The building also includes a central two-story lobby and staircase that ascends to the second level that has a room (The Legends Club) that can hold approximately 500 people for pre-game and post-game functions that leads into the Maravich Center concourse.

The functionality of the building is seen most through the state-of-the-art media room on the first level of the facility. The media room's location allows players and coaches to easily visit the media before practices, while also taking care of media obligations without distractions after the stress of a basketball game.

The lobby of the building showcases

team displays and graphics, trophy cases (featuring the hardware of some of the great seasons) and memorabilia from the long history of LSU basketball.

Over the summer, the design work was completed with vibrant pictures and graphics in the LSU men's basketball hallway, rotunda and halfway to the arena.

The display and wall graphics were designed by ZE Design of Centerville, Ohio.

The facility was constructed by Guy Hopkins Construction of Baton Rouge based on designs by the firm of Tom Holden Architects of Baton Rouge in a unique joint venture with RDG Sports of Des Moines, Iowa.





One side of the dressing room hallway spotlights players that have played in the NBA.



This wall spotlights LSU's eight SEC player of the year honorees.



First-team All-Americans from Sparky Wade in 1935 to Glen Davis in 2006 are also highlighted in the walk down the hallway.



Another mural spotlights LSU's three "NBA at 50" players -- Bob Pettit, Shaquille O'Neal and Pete Maravich.



The dressing room rotunda and this brilliant Tiger logo leads one into the LSU Lockerroom.



The Wolfert Family Players Lounge.



"One Team" is a theme that is stressed often at LSU.



Whether heading to the court that has built "A Legacy of Champs" or heading to the practice gym, known as "The Lab", the LSU player has the facilities to become the best they can.



Media

Head Coach Johnny Jones visits with TigerTV on their set at the Manship School of Mass Communication prior to a football game.

WORLDWIDE



Social Media

LSU has been on the cutting edge in college athletics when it comes to integrating social media into its traditional website and publications. Through its sports-specific Facebook and Twitter sites, LSU offers its fans in-game updates, behind-the-scenes access to coaches and student-athletes and breaking news.

LSU basketball has some 16,000 followers on its Facebook page, Facebook.com/LSUBasketball. The Twitter home for the latest news and updates, especially on game nights, is @LSUBasketball.



Dave Neal (right) serves as the lead play-by-play announcer on nationally syndicated SEC TV. Here he is joined courtside at the Maravich Center by longtime analyst Joe Dean, Jr.

On the Tube LSU Basketball on National Television



ESPN HD

ESPN2 HD

ESPN3.com



CST

FSN



Coach Jones answers questions in the practice facility media room.



Coach Jones interviewed by Collis Temple III after a Cox Sports TV broadcast.



ESPN's College Gameday made a 2007 stop in Baton Rouge.



Members of the media interview Johnny O'Bryant III at LSU Basketball Media Day.

SEC Network To Debut in August

SEC and ESPN Announce New TV Network and Digital Platform; 20-year-Agreement and Rights Extension through 2034.

The Southeastern Conference and ESPN have signed a 20-year agreement to create and operate a multiplatform network, which will launch in August 2014. The new network and its accompanying digital platform will air SEC content 24/7 including more than 1,000 events in its first year.

The network will televise more than 100 men's basketball games annually. Programming will also include studio shows and original content such as SEC Storied. Hundreds of additional events from various sports will be offered exclusively on the digital platform. The network and its digital extensions will connect with each SEC institution and create opportunities for each school to produce and develop content.

"The SEC Network will provide an unparalleled fan experience of top quality SEC content presented across the television network and

its accompanying digital platforms," said SEC Commissioner Mike Slive. "We will increase exposure of SEC athletics programs at all 14 member institutions, as we showcase the incredible student-athletes in our league. The agreement for a network streamlines and completes an overall media rights package that will continue the SEC's leadership for the foreseeable future."

As part of the agreement, ESPN will now oversee the SEC's official Corporate Sponsor Program. In addition ESPN and the SEC also agree to extend their existing media rights agreement through 2034. ESPN has televised the SEC since 1982. ESPN's existing networks present more than 1,600 hours of SEC action each year.

Fans looking to learn more about how to get the SEC Network can visit GetSECNetwork.com for more information.

- In 2013-14, all SEC men's basketball games will be available through rights with ESPN, CSS/CST, FSN, CBS and the over-the-air SECTV broadcasts.

- The majority of games not televised nationally in 2013-14 will be available as a part of ESPN Full Court, the pay subscription college basketball out-of-market service, on ESPN3 and WatchESPN.

- SEC games will be nationally televised on Tuesday, Thursday and Saturday.

- SECTV, ESPNU and ABC will televise parts of the SEC Tournament in Atlanta.



Strength

Basketball Strength and Conditioning Coach Ricky Lefebvre takes the team through another pre-season workout.

& CONDITIONING

The LSU strength and conditioning facility in Tiger Stadium was built in 1997 and features the latest in both strength training and cardiovascular training equipment.

Measuring 10,000-square feet, LSU has one of the finest strength and conditioning facilities in the nation.

Coach Johnny Jones selected Ricky Lefebvre to supervise the basketball strength and conditioning program at LSU. Lefebvre, in his second season, has worked extensively with both collegiate and professional athletes, including a stint with Coach Jones at North Texas.

Lefebvre most recently served as a strength coach at the Michael Johnson Performance Center where he developed programs for the NFL combine class and athletes who performed in the 2012 London Olympics.

The LSU basketball program has always had a training philosophy geared towards training that reflects the specific demands which basketball places on the athletes. Through the combination of weight training, conditioning and flexibility the total program is designed to make explosive, dynamic and flexible athletes who are well prepared for any game-time situation.



GO ONLINE: LSUsports.net/360





28

Multi-purpose power stations

36

Assorted selectorized machines

10

Dumbbell stations with 2 sets of 5-180 pound free weights

Custom

Custom made equipment by Body Masters and Eleiko



Total Commitment

One of the many aspects of the LSU basketball strength and conditioning program that differentiates it from other elite programs is the total commitment to improving each player's athleticism and his body's ability to handle the stresses of the sport.

It begins with a comprehensive physical evaluation and continues with pre-season, in-season, spring and off-season training. Each player receives individually designed exercise and nutritional plans created with his strengths and weaknesses in mind, to help each athlete reach the extent of his potential, both physical and mental.





Athletic TRAINING

Basketball Athletic trainer Shawn Eddy helps prepare the athletes for the daily practice session.

LSU basketball's new practice facility boasts a modern training room with all the things necessary to help the student-athlete through the rigors of a basketball season. That facility supplements the Broussard Center for Athletic Training in Tiger Stadium. The Broussard Center includes an on-site x-ray room, as well as the largest hydrotherapy pool in both collegiate and professional sports and is one of the few collegiate training centers with a full-service pharmacy and a full-service vision center.



The New Training Room

LSU men's basketball team now has the benefits of a first class training facility of its own in the new practice facility attached to the Maravich Center.

Dr. Martin J. Broussard ATHLETIC TRAINING CENTER



The two story, 22,000 square foot facility contains 20 treatment tables with the newest forms of modalities available, 14 taping stations, a 1,600 square foot rehabilitation area which contains the latest rehabilitation equipment including the Cybex Norm, Woodway treadmills and Body Master select rise equipment. LSU's multi-million dollar athletic training facility is named in honor of Dr. Martin J. Broussard (left), the legendary trainer whose career spanned over 40 years at LSU.



Complete Care



Dental Center

A fully functional dental center, staffed by Dr. Robin Levy and Dr. John Vance, is located inside the Broussard Center for Athletic Training.



Rehabilitation

LSU's Broussard Center for Athletic Training boasts some of the most technologically advanced equipment to aid the recuperation and rehabilitation of LSU's student-athletes.



Real-Time X-Rays

A new state-of-the-art fluoroscope was added in the summer of 2008 that will provide LSU trainers the opportunity to take x-rays on site in the Operations Center. The machine can provide real-time images of the internal structures of a patient.



Gameday Wellness

The full-time training staff, along with student assistants, prepare the players prior to games.



Vision Center

Dr. Don Peavy and Dr. Russell Saloom conducts eye exams for LSU's student-athletes in a convenient location in the Broussard Center for Athletic Training.

Pharmacy

The LSU Athletic Training Pharmacy is the only one of its kind in college athletics. Staffed by pharmacist Kevin Denoux and Caroline Lancon, the LSU Athletic Training Pharmacy provides the Tigers with first-class service in a convenient location.



(Front Row) Blackie Banker, Wally Wells, Henry Young, Sparky Wade, Nolan Miller, Guy Ottwell, Milford McDonald, Mac Michael.

(Back Row) Judge Bryan, Bill Leathers, Shongaloo Lindsey, Sid Adger, Texas Bo Bohannon, Red Beeson, Jack Harris, Ben Journeay, Buddy Blair.

1935

Winner American Legion Bowl - Atlantic City, N. J.
Southeastern Conference Champions
Coach Harry Rabenhorst • Record 14-1, 11-0

NATIONAL CHAMPIONS

It was a different time and a different era. But in 1935, in the days before the NCAA Tournament and the National Invitation Tournament sprung to life and created true March Madness, there was a national championship being claimed on the hardwood at LSU.

Led by the school's first All-American, Sparky Wade, and Buddy Blair, the Tigers of 10th year head coach Harry Rabenhorst pulled off a feat that many people feel is the first magical moment of LSU basketball. The Tigers, after a 13-1 regular season and a co-championship in the Southeastern Conference, went to Atlantic City and played the best team in the East, the Pittsburgh Panthers, and won.

They called Wade the "Little Giant from Jena," and he could make a basketball do almost anything. He was 5-6 and a smaller preview of what would come in the late 1960s with Pete Maravich.

In 1935, the Tigers had a very favorable schedule that saw them play only three of 14 games away from the comfort of the Gym-Armory. The road games weren't bad trips at all, even in those days. One was to Houston to face Rice and the other two were to New Orleans to face Tulane.

The only loss of the season was that game against Rice, 56-47. Wade jokingly said in later years of that game, "The Rice Gym was an old auditorium with one chandelier with twenty-five watt bulbs. You could not see your feet or the color of uniforms. Even the floor was unwaxed."

But that was the only time the Tigers stumbled. Ironically, there was no SEC Tournament that particular year so LSU and Kentucky would not meet in basketball that season. Kentucky, undefeated in the conference, had not lost to LSU in a hoops contest and wouldn't until 26 years later.

So LSU and Pittsburgh were invited to the battle for the American Legion Bowl



before some 5,000 at the Atlantic City Auditorium. LSU won by four, 41-37, but that tells so little of the story.

It was April 13, 1935. Doc Carlson's Panthers were 18-5 on the season. The Tigers started out very, very slow at a time when scoring points could be easily at a premium. The Tigers trailed 18-4 and still were down by nine, 26-17, at the half.

Gradually LSU rallied back. Buddy Blair made a long shot to give LSU a 35-33 lead. He then followed it with the next six points for the Tigers. Pittsburgh outscored LSU 17-16 in field goals, but LSU had a 9-3 advantage from the free throw line.

Blair led all scorers with 20 points, Shongaloo Lindsey added eight, Sparky Wade five, Jack Harris four and Arnold Bryan and Ben Journeay two apiece. While Wade's point total was down, his ball handling and court presence meant much to LSU's win.

The Advocate trumpeted the news the next day: "Louisiana State University, power in the Southeastern Conference, came from

far behind tonight to defeat the University of Pittsburgh, Eastern Conference champion, 41-37, in their inter-sectional basketball game.

"The Bayou Tigers from Baton Rouge, trailing 26-17 at the half, smothered Pittsburgh in the second half with their flashy passing and scored goal after goal from the field."

"Pittsburgh used a figure-eight offense," Buddy Blair once said. "We had not seen this before and it hindered us in the first half. In the second half, we got our fast break going and just about ran them crazy."

In the days before Bob Pettit arrived on campus, Harry Rabenhorst said in 1951 that Wade was head and shoulders the best player on campus. "We've had some great boys here at LSU. We've had some great ones, but Sparky Wade was the most spectacular and most colorful. He was a showman and probably the greatest dribbler in basketball. Sparky came to delight the fans. He never came up short on that count."

"I'm not as great as they say I am," Sparky once said. "I'm just a little fellow - five-eight if I stretch - but you know, basketball is the silliest game in the world. You have 10 guys and only one basketball, and if I have the ball, who can beat me?"

In 1935, only one team could beat the Tigers and powerful Pittsburgh couldn't stop a second half onslaught that led to a special moment in LSU basketball: a chance to claim a national championship.

In 1994, the remaining living members of the team were honored and a banner lowered from the Maravich Center to forever honor the accomplishments of this great team in Tiger basketball history.

In 2009, the widow of Sparky Wade and her family took part in LSU basketball's 100th anniversary celebration as Wade was named one of the 16 members of the LSU All-Century team.

NCAA Final Four Legacy

Four NCAA Final Fours for LSU: 1953, 1981, 1986, 2006. All with different heroes and much different circumstances. LSU's first Final Four appearance came at the time when it wasn't a media event in the days before television. The second came at a time when the LSU program was at a zenith, winning 17 straight conference games. LSU's 1986 Final Four trip came when LSU fans least expected it, or even imagined it. LSU returned to the Final Four again in 2006, taking a conference championship season and moving through the tournament, upsetting the No. 1 team in the tournament and the country in the process. Here's a brief look at LSU's four NCAA Final Four appearances:



1953

Record: 22-3, 13-0 in the SEC • Coach: Harry Rabenhorst

The NCAA Tournament was enlarged to a whopping 22 teams in 1953, adding four new conference winners and two more at-large entries. LSU, led by junior Bob Pettit, went through the conference undefeated in a year when Kentucky was barred from fielding a team, and advanced to the Final Four in Kansas City by downing Lebanon Valley (89-76) and Holy Cross (81-73). The Tigers were unable to sustain the momentum in the national semifinals, losing to Indiana, 80-67.



1981

Record: 31-5, 17-1 in the SEC • Coach: Dale Brown

It has been over 30 years since LSU fans were "Silly in Philly" over LSU's trip to the Final Four. It was a year in which an LSU team, which featured Durand "Rudy" Macklin, Greg "Cookiemann" Cook, Ethan Martin, Howard Carter, Leonard Mitchell and Willie Sims among others, would win 26 straight games, including the first 17 in the league to advance as high as No.2 in the nation. Coach Dale Brown got the draw he wanted in the tournament, a route that would take him to the Final Four through the Louisiana Superdome. With the majority of 30,000-plus fans on hand pulling for LSU, the Tigers beat Arkansas (72-56) and Wichita State (96-85) in the regional rounds to advance to the Final Four. But Macklin was hurt in the Wichita game and was less than 100 percent. Again Indiana would be the team to beat LSU in the national semifinals, 69-47.



1986

Record: 26-12, 9-9 in the SEC • Coach: Dale Brown

A season that started 14-0, had a chickenpox scare in the middle, and finished the regular season with eight losses in the last 13 games, still had much promise to it at the end. The Tigers, coming off an SEC Championship the year before, still showed enough to earn a spot in the NCAA Tournament field of 64. LSU was seeded 11th, but would get to play its first two games in the then LSU Assembly Center. The Tigers first beat Purdue in double-overtime, then used an Anthony Wilson buzzer beater to down Memphis. From there, it was a win over Georgia Tech and then Ricky Blanton, Don Redden, Wilson and Derrick Taylor pulled off the impossible, beating Kentucky in the regional finals after the Wildcats had won three previous meetings earlier in the year. LSU was at that time the lowest seed ever to make the NCAA Final Four, a mark that stood until 2006.



2006

Record: 27-9, 14-2 in the SEC • Coach: John Brady

The Tigers won the Southeastern Conference with a 14-2 record, extending an unbeaten string of SEC wins in the Maravich Assembly Center to 17 games dating back to March of 2004. LSU was the fourth seed in the NCAA Tournament's Atlanta Regional and was sent to Jacksonville, Fla., to begin tournament play. After dispatching Iona in the first round, LSU's battle with Texas A&M would be the first of three straight epic battles that LSU would face on the road to the Final Four. It would take a Darrel Mitchell three-pointer with less than five seconds to play to get LSU the Round of 16, with a 58-57 win over the Aggies. The Tigers advanced to the Atlanta Regional semifinals where LSU downed the tournament top seed and the nation's No. 1-ranked team, Duke, and then went on to knock off No. 9 Texas in overtime, 70-60, to bring LSU back to the Final Four for the first time in 20 years.

Championship Teams



1934-35 LSU Fighting Tigers

14-1, 11-0 • Winner American Legion Bowl - Atlantic City, N. J.
SEC Champions • Coach Harry Rabenhorst

(Front Row) Blackie Banker, Wally Wells, Henry Young, Sparky Wade, Nolan Miller, Guy Ottwell, Milford McDonald, Mac Michael. (Back Row) Judge Bryan, Bill Leathers, Shongaloo Lindsey, Sid Adger, Texas Bo Bohannan, Red Beeson, Jack Harris, Ben Journey, Buddy Blair.



1978-79 LSU Fighting Tigers

23-6 • SEC Champions
Coach Dale Brown

(Front Row) Gus Rudolph, Walter Campbell, Al Green, Ernie Brown, Coach Dale Brown, Jordy Hultberg, Willie Sims, J. Brian Bergeron, Ethan Martin. (Back Row) Assistant Coach Ron Abernathy, Duane DeArmond, Lionel Green, Andy Campbell, Rick Mattick, Greg Cook, Durand Macklin, Joe Costello, Assistant Coach Art Tollis.



1952-53 LSU Fighting Tigers

22-3 • SEC Champions • NCAA Final Four
Coach Harry Rabenhorst

(Front Row) Don Loughmiller, Darrell Schultz, Benny McArdle, Norman Magee, Charley Robert. (Middle Row) Coach Harry Rabenhorst, Bill Lee, Leslie Jones, Don Belcher, Kenny Bridges, Assistant Coach John Chaney. (Back Row) Manager Fred Poerschke, James McNeilly, Bob Freshley, Bob Pettit, Ned Clark, P. Brayman.



1979-80 LSU Fighting Tigers

26-6 • SEC Tournament Champions
Coach Dale Brown

(Front Row) Durand Macklin, Tyrone Black, Greg Cook, Andy Campbell, Rick Mattick, DeWayne Scales, Gus Rudolph. (Back Row) J. Brian Bergeron, Jordy Hultberg, Willie Sims, Duane DeArmond, Howard Carter, Mark Alcorn, Ethan Martin.



1953-54 LSU Fighting Tigers

20-5 • SEC Champions
Coach Harry Rabenhorst

(Front Row) Coach Harry Rabenhorst, Jim McNeilly, Ned Clark, Bob Pettit, Bob Freshley, Bill Lee, Assistant Coach John Chaney. (Middle Row) Don Sebastian, Paul Zinser, Norman Magee, Benny McArdle, Don Loughmiller, Manager Fred Poerschke. (Back Row) Les Jones, Roger Sigler, Dick Holt, Troy Rushing, Don Belcher.



1980-81 LSU Fighting Tigers

31-5 • Most Wins in LSU History
SEC Champions • NCAA Final Four • Coach Dale Brown

(Front Row) J. Brian Bergeron, Ethan Martin, Willie Sims, Johnny Jones, Matt England, Mark Alcorn, Brian Kistler. (Back Row) Manager Stan Harris, Assistant Coach Jordy Hultberg, Assistant Coach Rick Huckabay, Howard Carter, Joe Costello, Tyrone Black, Andy Campbell, Greg Cook, Leonard Mitchell, Durand Macklin, John Tudor, Head Coach Dale Brown, Assistant Coach Ron Abernathy, Trainer Dr. Martin J. Broussard



1984-85 LSU Fighting Tigers

19-10 • SEC Champions
Coach Dale Brown

(Front Row) Don Redden, Oliver Brown, Ocie Conley, Derrick Taylor, Dennis Brown, Anthony Wilson, Neboisha Bukumirovich. (Back Row) Ricky Blanton, Jose Vargas, Damon Vance, Zoran Jovanovich, Jerry Reynolds, Nikita Wilson, John Williams.



1985-86 LSU Fighting Tigers

26-12 • NCAA Final Four
Coach Dale Brown

(Front Row) Edwin Wilson, Ocie Conley, Derrick Taylor, Don Redden, Anthony Wilson, Neboisha Bukumirovich. (Back Row) Oliver Brown, Ricky Blanton, Jose Vargas, Zoran Jovanovich, John Williams, Bernard Woodside.



1990-91 LSU Fighting Tigers

20-10 • SEC Champions
Coach Dale Brown

(Front Row) Mike Hansen, Danny Moscovitz, Vernel Singleton, Shawn Griggs, John Picou, T.J. Pugh, (Back Row) Administrative Assistant Jim Childers, Supervisor of Athletic Training Dr. Marty Broussard, Assistant Coach Johnny Jones, Lenear Burns, Harold Boudreaux, Geert Hammink, Shaquille O'Neal, Richard Krajewski, Wayne Sims, Assistant Coach Craig Carse, Head Coach Dale Brown.



1999-00 LSU Fighting Tigers

28-6 • SEC Champions • NCAA Sweet Sixteen
Coach John Brady

(Front Row) Assoc. Coach Kermit Davis, Brandon Landry, Brian Green, Torris Bright, Head Coach John Brady, Jack Warner, Jeremy Comeaux, Jermaine Williams, Asst. Coach Butch Pierre; (Second Row) Admin. Asst. Scott Osborne, Trainer Drew Shea, Ronald Dupree, Brian Beshara, Brad Bridgewater, Jabari Smith, Stromile Swift, Collis Temple III, Lamont Roland, Asst. Coach Donnie Tyndall, Strength Coach Nick Buchholz.



2005-06 LSU Fighting Tigers

27-9 • SEC Champions • NCAA Final Four
Coach John Brady

Front Row (L-R): Academic Advisor Tommy Powell, Glen Davis, Dameon Mason, Tasmin Mitchell, David Fleshman, Tack Minor, Head Coach John Brady, Darrel Mitchell, Ben Voogd, Alex Farrer, Garrett Temple, Darnell Lazare, Manager Jason Reed. Back Row (L-R): Trainer Shawn Eddy, Strength and Conditioning Coach Jeff Dillman, Assistant Coach John Treloar, Associate Head Coach Butch Pierre, Tyrus Thomas, Magnum Rolle, Chris Johnson, Kentrell Gransberry, Assistant Coach Nikita Johnson, Administrative Assistant Scott Soprych, Manager Chris Heine, Manager Louis Ruffino.



2008-09 LSU Fighting Tigers

28-7 • SEC Champions
Coach Trent Johnson

Front Row (L-R): Director of Operations Chris Bobel, Assistant Coach Keith Richard, Head Coach Trent Johnson, Assistant Coach Donny Guerinoni, Assistant Coach Brent Scott, Strength Coach Juan Pablo Reggiaro, Trainer Shawn Eddy. Back Row (L-R): Zach Kinsley, Tasmin Mitchell, Bo Spencer, Garrett Green, Alex Farrer, Chris Johnson, Garrett Temple, Dennis Harris, Terry Martin, Quintin Thornton, Marcus Thornton, Storm Warren, Chris Bass, Delwan Graham.



1953 NCAA Final Four Team

Tigers Return TO CAMPUS

1953 - The First Final Four

For the first time in 20 years, the team that advanced to the NCAA Final Four 60 years ago for LSU – the 1953 Tigers – were back in town for a reunion weekend prior to a Saturday afternoon game at the Pete Maravich Assembly Center.

Eight members of the team returned to the campus and were honored with a special function with the Tipoff Club prior to the game and then came out to a hero's welcome on the floor of the Maravich Center.

Kenny Bridges, Ned Clark, Bob Freshley, Don Loughmiller, Benny McArdle, Bob Pettit, Charlie Roberts and Don Sebastien were back and being treated like heroes. Well they should have been.

Time has turned the memories to faded newspaper clippings and a bit of brittle black-and-white film, but time can't erase the memories from the players and the excitement they had helping Coach Harry Rabenhorst get LSU to the pinnacle of college basketball.

It was a time to celebrate and more than anything let those who were too young to remember know that there was another special time in LSU basketball's storied history.

Pettit would go on to legendary status at LSU and the NBA and he would have his number retired by LSU. But the 1953 season for the LSU Tigers was the story of a team that had a cast of players who could all contribute. They showed that when Pettit missed a few games. But the Tigers showed their ability by winning all the games they played without their star.

Sixty years from reaching the national semifinals of the NCAA Tournament, the Tigers are still remembered and honored for taking LSU through a magical journey in the 1950s era of college basketball.



Bob Pettit



1953

Eight members of LSU's first NCAA Final Four team had the opportunity to celebrate its 60th year anniversary with a reunion before the Mississippi State game on Saturday, February 16th during the 2012-13 season. Point guard Benny McArdle (pictured right) signs an autograph.

1978 - One Night With Kentucky

The members of the 1978 teams came back to the Assembly Center to remember one of those special nights that has taken place in the 40-plus years of the Maravich Center. Now granted any time the University of Kentucky came to town, especially in the Dale Brown years, was usually something special. It was just that way.

But by the time the 1978 meeting in Baton Rouge of the Tigers and Kentucky had finished, there may have been 30 or 40,000 people who may have claimed to have been in the 14,000-seat arena after LSU won a 95-94 overtime win over the No. 1-ranked Wildcats.

All five starters fouled out. The game went into overtime and LSU hung on to win. The game was the building block for an 18-9 record and one year later LSU would win its first SEC regular season title that began the long post-season run that would last 15 years. It was the foundation game and year for Coach Dale Brown's team that began to prove the man from Minot had a plan

that was beginning to work.

Amazingly, it had been 35 years since that game in the Maravich Center and the team was invited back to join the Tipoff Club and later was introduced to the crowd for the Alabama game.

Ironically, the LSU-Alabama was a rallying special for LSU, getting the game to overtime where they eventually won in triple overtime.



All-Americans

The following LSU players were named to a first, second or third All-America team at some point in their college careers. Eight LSU players (Sparky Wade, Bobby Lowther, Bob Pettit, Pete Maravich, Durand "Rudy" Macklin, Chris Jackson, Shaquille O'Neal, Glen Davis) were designated first-team All-Americans at some point in their career. Gary K. Johnson of NCAA bases the following list on A-A research. Players are listed with the year and the organization that named them an All-American.

1935

Malcolm "Sparky" Wade

1st team Converse Yearbook

1946

Bobby Lowther

1st team Helms Foundation

1952

Bob Pettit

2nd team Associated Press
 2nd team United Press International
 2nd team Helms Foundation
 4th team Converse Yearbook

1953

Bob Pettit

1st team Helms Foundation
 2nd team Associated Press
 2nd team United Press International
 2nd team Look Magazine
 2nd team International News Service
 2nd team Newspaper Enterprises Assoc.
 2nd team Colliers (Basketball Coaches)
 3rd team Converse Yearbook

1954

Bob Pettit

1st team Associated Press
 1st team United Press International
 1st team International News Service
 1st team Colliers (Basketball Coaches)
 1st team Converse Yearbook
 1st team Helms Foundation
 1st team Tempo Magazine
 1st team NABC
 2nd team Newspaper Enterprises Assoc.
 3rd team Look Magazine

1956

Roger Sigler

2nd team Helms Foundation

1968

Pete Maravich

1st team Associated Press
 1st team NABC
 1st team USBWA
 1st team United Press International
 1st team Sporting News
 1st team Converse Yearbook

1969

Pete Maravich

1st team Associated Press
 1st team NABC
 1st team USBWA
 1st team United Press International
 1st team Sporting News
 1st team Converse Yearbook

1970

Pete Maravich

1st team Associated Press
 1st team NABC
 1st team USBWA
 1st team United Press International
 1st team Sporting News
 1st team Converse Yearbook

1979

Al Green

2nd team Converse Yearbook

1980

Durand "Rudy" Macklin

1st team Converse Yearbook
 2nd team Sporting News

1981

Durand "Rudy" Macklin

1st team USBWA
 1st team Converse Yearbook
 1st team John Wooden Award
 2nd team United Press International
 3rd team Basketball Times

Ethan Martin

3rd team Basketball Times

1982

Howard Carter

2nd team Converse Yearbook

1983

Howard Carter

2nd team Converse Yearbook

1989

Chris Jackson

1st team Associated Press
 1st team United Press International

1st team USBWA
 1st team Sporting News
 2nd team NABC
 2nd team Basketball Times

1990

Chris Jackson

1st team Associated Press
 1st team NABC
 1st team USBWA
 1st team John Wooden Award
 2nd team United Press International
 2nd team Sporting News
 2nd team Basketball Times

1991

Shaquille O'Neal

1st team Associated Press
 1st team United Press International
 1st team NABC
 1st team USBWA
 1st team Sporting News
 1st team Basketball Times
 1st team John Wooden Award

1992

Shaquille O'Neal

1st team Associated Press
 1st team United Press International
 1st team NABC
 1st team USBWA
 1st team Sporting News
 1st team Basketball Times
 1st team John Wooden Award

2000

Stromile Swift

2nd team USBWA
 2nd team Basketball Times
 3rd team Associated Press
 3rd team NABC

2006

Glen Davis

1st team John Wooden Award
 1st team CollegeInsider.com
 2nd team Associated Press

2009

Marcus Thornton

2nd team Rivals.com

SEC Players of the Year

1968

Pete Maravich

Associated Press
 United Press International

1969

Pete Maravich

Associated Press
 United Press International

1970

Pete Maravich

Associated Press
 United Press International

1981

Durand "Rudy" Macklin

Sporting News

1989

Chris Jackson

Associated Press
 United Press
 International
 Coaches

1990

Chris Jackson

Associated Press
 United Press
 International
 Coaches

1991

Shaquille O'Neal

Associated Press
 United Press
 International
 Coaches

1992

Shaquille O'Neal

Associated Press
 United Press
 International
 Coaches

2000

Stromile Swift

Associated Press

2005

Brandon Bass

Associated Press
 Coaches

2006

Glen Davis

Associated Press
 Coaches

2009

Marcus Thornton

Associated Press
 Coaches



Marcus Thornton

Bob Pettit Jr.



Bob Pettit once said of himself as a youngster who would grow up to be a collegiate All-American and a force in the National Basketball Association:

"The greatest thing that ever happened to me is that when I first picked up a basketball I was terrible. If things come naturally, you might not bother to work at improving them, and you can fall short of your potential."

Being terrible meant being gangly and not very good. He was tall, but he wasn't able to yet make the moves that made him a future star. He was the last man on the junior varsity his freshman year at Baton Rouge High. As a sophomore, he was cut from the varsity. But because of that, he took his interest in basketball to heart and began to work hour-after-hour in back of his house in Baton Rouge.

As a 6-4 junior, he began to be noticed. His skills were still raw and undeveloped, but

his size made him worth a second glance. He grew to 6-7 as a junior, and BRHS won the state championship.

Pettit once wrote: "Teammates. . .were miles ahead of me in all-around ability, but college scouts gave me the big rush act because I was six-seven by then. Fifteen schools offered me the standard scholarship."

LSU fans loved what they saw in Pettit, and he didn't disappoint. Here was a three-time First-Team All-SEC member who led his Tigers to a second place finish in 1952, conference titles in 1953 and 1954 and the NCAA Final Four in 1953.

He led the league in scoring all three years, with the highest averages seen to date in the league: 25.5 points in 1952, 24.9 in 1953 and 31.4 points per game in 1954. At the same time, he was averaging 13.1 (1952), 13.9 (1953) and an LSU best 17.3 (1954) rebounds per game. Only Pete Maravich and Chris Jackson would also break the 30-point average barrier at LSU.

Coach Cliff Wells of Tulane summed up Bob Pettit's days at LSU, "He's the best big man in college basketball today, and I've seen them all." LSU Coach Harry Rabenhorst called him, "the greatest LSU player since Sparky Wade."


He was a first round draft choice in 1954 of the then Milwaukee Hawks. Pettit played his entire 11-year career with the Hawks, moving with the club to St. Louis in 1955. He wrote nearly every record in the Hawks' record book and was a four-time MVP of the annual NBA All-Star game. He led the Hawks to the 1958 NBA Championship and five NBA Finals.

In 1954, his number 50 was retired at LSU, the first number in any sport retired in Tiger Town. In 1964, he became the first NBA player to exceed the 20,000-points scored barrier. In 1970, he was elected to the Basketball Hall of Fame and in 2006 to the National Collegiate Basketball Hall of Fame.

"Those were great years at LSU," Pettit once said. "They were such great years. I couldn't have asked for anything better than my four years at LSU. I received my degree in Business, played the sport I loved and made so many friends."

In 2009, he was honored again by the school he loved and continues to support as he was named one of the members of LSU's "All-Century Team."

Pettit still lives in South Louisiana and can be seen several times a season watching his Tigers play at the Maravich Center. He was back for a special weekend this past season, honoring the 60th anniversary of the LSU 1953 NCAA Final Four team.



LSU All-American
1953, 1954

First LSU Player to Have Number Retired
1954

Member of Naismith Basketball Hall of Fame
1971

Member of NBA 50-Year Top 50
1997

Member of LSWA Top 25 Louisiana Athletes of the Century
1999

Member First-Team LABC All-Louisiana Team of the Century
1999

1999 Living Legend for LSU at SEC Basketball Tournament

Member National Collegiate Basketball Hall of Fame
2006

Member of LSU's "All Century Team"
2009



Pettit's Career Statistics

YEAR	GMS	FGM	FGA	PCT.	FTM	FTA	PCT.	REB.	PTS.	AVG.
1951-52	24	247	563	.439	118	199	.593	315	612	25.5
1952-53	21	193			133	217	.613	292	519	24.7
1953-54	25	281	573	.489	223	308	.740	432	785	31.4
TOTALS	70	721			474	724	.655	1039	1916	27.4

Pete Maravich

Pete Maravich was billed as the one who would put Louisiana basketball on the map from the first day he joined his father Press at LSU. People weren't disappointed. His freshman year they packed the old John M. Parker Agricultural Center (known as the "Cow Palace") to watch the freshman team and then left quickly as the varsity Tigers won just three games in 1967.

By Pete's senior year, the Tigers would improve to 20-8 and wind up in New York City at the National Invitation Tournament, a fitting place for the big-city Maravich Show to close its LSU run.

To those who never saw him play live, but only watched what few games were on television or listened on radio, the Maravich story at LSU may seem larger than life. But his skills were perfected through hours and hours of repetitious drills at all hours of the day and night and in all kinds of settings.

Maravich ended up receiving the richest contract ever offered a college player at the time to sign with the Atlanta Hawks (\$1.9 million), but during his 10-year career with the Hawks, the New Orleans and Utah Jazz and the Boston Celtics, his dream of a championship wasn't fulfilled. Pete was finding that life wasn't very fulfilling either.

There were hard times when he went in search of something to make his life complete. He had money, he had fame. He didn't have real happiness. But in 1982, Pistol Pete accepted Jesus Christ.

He began enjoying life, enjoying times with his wife and children. Television executives were discovering his knowledge of the game again as a color commentator and best of all for LSU fans, a rift that grew between star and college had diminished and was forgotten.

But the Pistol's life suddenly ended on Jan. 5, 1988, just over a month after appearing at the Assembly Center for an emotional ceremony to formally present a portrait of Pete and his father to him.



LSU All-American
1968, 1969, 1970

National Player of the Year
1969, 1970

Third LSU Player to Have Number Retired
1970

Member of Naismith Basketball Hall of Fame
1987

Member of NBA 50-Year Top 50
1997

Member of LSWA Top 25 Louisiana Athletes of the Century
1999

Member First-Team LABC All-Louisiana Team of the Century
1999

Member Sport Magazine's Top 10 Men's College Players of the Century
1999

Member of National Basketball Association Hall of Fame

Honored as 2003 "Legend" at the SEC Basketball Tournament

Member of National Collegiate Basketball Hall of Fame
2006

Member of LSU's "All Century Team"
2009

Maravich's Records and Highlights

- All-Time NCAA Career Scoring Leader with 3,667 points, an average of 44.2 points for 83 games.
- Ranks first, fourth and fifth for most points in a single season in NCAA history. Averaged 44.5 points in 1970, 44.2 points in 1969 and 43.8 points in 1968.
- Scored 69 points vs. Alabama, Feb. 7, 1970.
- Led LSU to the NIT Final Four in 1970, its first postseason appearance in 16 years.
- Unanimous first-team All-American in 1968, 1969, 1970.
- Naismith Award winner in 1970.
- Member of the National Basketball Association Hall of Fame after 10-year career with Atlanta Hawks, New Orleans and Utah Jazz and Boston Celtics.

Maravich's Career Statistics

YEAR	G	FG	FGA	PCT.	FT	FTA	PCT.	REB.	AVG.	PF-D	AST.	PTS-AVG.
1967-68	26	432	1022	.422	274	338	.810	195	7.5	85-5	105	1138-43.8
1968-69	26	433	976	.444	282	378	.746	169	6.5	77-2	128	1148-44.2
1969-70	31	522	1168	.447	337	436	.773	164	5.3	89-0	192	1381-44.5
TOTALS	83	1387	3166	.438	893	1152	.775	528	6.4	251-7	425	3667-44.2

Shaquille O'Neal



Shaquille O'Neal brought LSU to new heights during his three years with the Tigers, and the 7-1 center became a national celebrity in the days of saturation coverage of basketball by the media. But he earned his celebrity status with great play and an intimidation factor that made him the envy of coaches throughout the country.


After leaving LSU in April 1992, he was the number one pick of the National Basketball Association by the Orlando Magic and signed a multi-year contract estimated at over \$40 million. In 1996, as a free agent, he signed with the Los Angeles Lakers. Following the 2004 season, O'Neal was traded to the Miami Heat. He would also play in Phoenix, Cleveland and Boston before retiring after the 2011 season. He presently serves as a studio analyst for TNT Sports.

O'Neal's Records and Highlights

- Two-time consensus Southeastern Conference Player of the Year and first-team All-American, 1991-1992. Most Valuable

Player on SEC Coaches Defensive Team, 1991-1992.

- National Player of the Year as chosen by the Associated Press (Rupp Award), United Press International, L. A. Gear and Sports Illustrated, 1991. Winner of the Tanqueray World Amateur Athlete of the Year Award, 1991. Southeastern Conference Athlete of the Year, 1991-1992. National Player of the Year as chosen by L. A. Gear, 1992 and runner-up for the Naismith Award and the John Wooden Award, 1992.
- Set SEC record for most blocks in a season three consecutive years (115-1990, 140-1991, 157-1992). Set SEC record for career blocks with 412. Blocked five or more shots in a game 45 times in 90 career games.
- Set SEC single game record with 12 blocks against Loyola Marymount in Feb. 1990. Blocked 11 shots against Brigham Young in the first round of the NCAA Tournament, setting a then-tournament standard for a single game, 1992.
- Averaged a national sophomore record 5.0 blocked shots a game, 1991. National leader in blocked shots (5.2 average), 1992.
- National leader in rebounding (14.7 average), 1991. Second nationally in rebounding (14.0 average), 1992.
- First player to lead the Southeastern Conference in scoring, rebounding, field goal percentage and blocked shots in the same season, 1991. Led SEC in rebounding, field goal percentage, blocked shots and second in scoring, 1992. First player to lead the SEC in rebounding three straight seasons since Charles Barkley of Auburn, 1982-84.
- Finished with 1,217 rebounds, seventh all-time in the Southeastern Conference, second all-time at LSU.
- Finished with 1,941 points, fourth all-time at LSU behind only Pete Maravich (3,667-1967-70), Durand Macklin (2,080-1976-78; 79-81) and Howard Carter (1,942-1979-83).
- Career field goal percentage of 61.0 percent is second all-time at LSU and in the SEC (minimum 1,000 attempts).
- Had six career triple-doubles (points, rebounds and blocks in same game).
- Was the third LSU player (Pete Maravich and Chris Jackson) to have at least two 700-plus point seasons at LSU.
- Was the first LSU player to record back-to-



LSU All-American

1991, 1992

National Player of the Year

1991

World Amateur Athlete of the Year

1991

SEC Athlete of the Year

1991, 1992

Olympic Gold Medalist

1996

Member of NBA 50-Year Top 50

1997

Member Second-Team LABC All-Louisiana Team of the Century

1999

Fourth LSU Player to Have Number Retired

2000

Graduated from LSU

December 2000

Member of LSU's "All Century Team"

2009

"Shaq" statue dedicated in front of PMAC practice facility

September 2011

Inducted Louisiana Sports Hall of Fame

June 2013

O'Neal's Career Statistics

YEAR	G/GS	FG/FGA	PCT	FT/FTA	PCT	PTS	AVG	REB	AVG	PF/D	AST	TO	BLK	STL
1989-90	32/28	180/314	.573	85/153	.556	445	13.9	385	12.0	122/9	61	93	115	38
1990-91	28/28	312/497	.628	150/235	.638	774	27.6	411	14.7	79/1	45	99	140	41
1991-92	30/30	294/478	.615	134/254	.528	722	24.1	421	14.0	86/5	46	103	157	29
TOTALS	90/86	786/1289	.610	369/642	.575	1941	21.6	1217	13.5	287/15	152	295	412	108

Rudy Macklin

Durand "Rudy" Macklin, whose recruitment to LSU marked the beginning of the Tigers rise to the top of college basketball under Dale Brown, received his long overdue recognition as his jersey was retired to the rafters of the Pete Maravich during the 2009-10 season.

Macklin came to LSU from Louisville, Ky., surprising many by leaving his home state to play for Coach Brown and a program that was still looking for its true direction.

But ever since his first game at LSU, Macklin showed he would be the leader and leave a mark on the program that is still talked about to this day.

In that first game, he set a school rebounding record that no one has come close to, pulling down 32 boards in a win against Tulane.

After his magnificent LSU career, he became the school's all-time leading rebounder with 1,276 rebounds (a 10.4 rebounds per game average). That figure remains on top of the school chart. He also became the second leading scorer all-time at LSU behind Pete Maravich (2,080 points, 16.9 points per game average).

He is just the second player to score 2,000 points at LSU, and still to this day remains in the top 20 in league scoring totals.

Much of his success and his two All-American seasons in 1980 and 1981 were after returning from a serious knee injury that forced him to miss all but two games of the 1978-79 season.

In 1980, he averaged 17.6 points per game as the Tigers just missed winning the league title in a dramatic last-game overtime loss to Kentucky only to come back a week later and win the school's only SEC title. The Tigers that year advanced to the Elite 8 before losing to Louisville.

In 1981, he was also named Southeastern Conference Player of the Year and led the Tigers to their first NCAA Final Four since 1953. He beat out a star-studded cast of players which included Georgia's Dominique Wilkins, Kentucky's Sam Bowie and other future NBA players such as Jeff Malone of Mississippi State, Dale Ellis of Tennessee, Eddie Phillips of Alabama and teammate Howard Carter.

In Macklin's four years, LSU had records of 18-9, 23-6, 26-6 and 31-5. The Tigers won one SEC title, one SEC Tournament championship, advanced to the Elite 8 and the Final Four during the Macklin days.

One writer wrote of Macklin, "Macklin's aggressiveness has never been questioned in the




Southeastern Conference. If they gave an award for the hardest worker, Macklin would have been the consensus choice of his peers, who marvel at how much effort he puts into the game."

Today, Macklin is still in Baton Rouge, heading the Governor's Council on Physical Fitness and Sports for over a decade and now serving as Director of the Office of Minority Health.

"Rudy is far more than a basketball player," Brown said. "He is a magnificent human being that contributes to society daily. He is a superb role model and an outstanding gentleman."

"We didn't win (the NCAA title) but LSU was pretty far down when I came here and pretty near the top when I left. I kind of feel like we accomplished our mission."

In 2000, he was honored as the school's Living Legend at the SEC Basketball Tournament. In 2005 he was elected to the Louisiana Sports Hall of Fame and in 2009 he was named a member of LSU's All-Century team.



LSU All-American
1980, 1981

Jersey Retired
2010

Member of the Louisiana Sports Hall of Fame
2005

SEC Basketball Tournament Living Legend
2000

Member Louisiana Association of Basketball Coaches Hall of Fame
1987

Member LSU Hall of Fame
1990


Member Louisiana Sports Hall of Fame
2005

Member LSU All-Century Team
2009

Macklin's Career Statistics

YEAR	G-GS	MIN-AVG	FG-FGA	PCT.	FT-FTA	PCT.	REB-AVG.	PF-D	A	PTS-AVG.
1976-77	26-26	975-36.0	161-310	.519	63-102	.618	306-11.8	81-5	26	385-14.8
1977-78	27-27		217-349	.620	79-123	.640	286-10.6	98-7	4	513-19.0
1978-79	2-2	52-26.0	19-32	.590	8-10	.800	24-12.0	8-0	1	46-23.0
1979-80	32-30	1038-32.4	232-383	.606	97-140	.693	309-9.7	94-5	7	563-17.6
1980-81	36-36	1147-31.9	223-357	.625	127-180	.706	351-9.8	113-4	28	573-15.9
TOTALS	123-121		852-1431	.595	374-555	.673	1276-10.4	394-21	66	2080-16.9

All-Americans



Malcolm "Sparky" Wade

Guard • 5-9 • Jena, La.
1935

LSU's first basketball All-American averaged 9.7 points per game in 1933 and 12.4 points per game in 1934 to lead the scoring category for the first two years of the Southeastern Conference.

He was named an All-American in 1935 while leading LSU to the mythical national championship, averaging 12.7 points per game.

A native of Jena, Wade is considered the greatest dribbler and backcourt star in LSU basketball history.


Before moving to LSU, he was named to the high school All-State team three times from 1928 to 1930. He was elected MVP of the national high school championship playoffs as a senior.

Former Baton Rouge Morning Advocate sports editor Bud Montet, remembers Wade in these words:

"He could do everything with a basketball but dunk it, and make it sing. If there was an extraordinary floor-leader in the South at that time, it had to be Wade."

The three-time All-SEC selection is also a member of the Louisiana Sports Writers and Louisiana Association of Basketball Coaches Hall of Fame.

He was the "Little Giant from Jena." You can't talk LSU basketball without mention of the school's first All-American and first showman who could pass, score and dribble with the best of his and many others era.



Bobby Lowther

Forward • 6-5 • Alexandria, La.
1946

Bobby Lowther officially was recognized as a first-team All-American in 1995 after a historian of the Helms Foundation confirmed that all members of the 1946 team had been upgraded to first-team status.

Lowther is the only two-sport All-America athlete in LSU's storied sports history. In 1946, he made the Helms Foundation basketball All-America squad and was a two-event All-American in track and field, finishing second at the NCAA Championships in the javelin and fourth in the pole vault.

The 6-5, 185-pound Alexandria native was also the triple jump champion at the 1946 National AAU Championships.

In basketball, he averaged 14.7 points per game as he also earned first-team All-SEC honors.

He was voted LSU's "Best All-Around Athlete" in 1947 in a field that also included such future professional stars as Y. A. Tittle, Alvin Dark and Joe Adcock.

Lowther is a member of the Louisiana Sports Writers Association Hall of Fame and was chosen to be the "Living Legend" honoree representing LSU at the 2005 Southeastern Conference basketball tournament in Atlanta.

All-Americans



Chris Jackson (Mahmoud Abdul-Rauf)

Guard • 6-1 • Gulfport, Miss.
1989, 1990

In just his freshman and sophomore years, Jackson was a two-time consensus SEC Player of the Year lighting up scoreboards across America. After scoring 48 and 53 points in the first month of his college career, he went on to become the most celebrated freshman of all time, setting an NCAA freshman scoring record, averaging 30.2 points per game.

He became just the second freshman ever to make the Associated Press first-team All-America squad and the first ever to make the U.S. Basketball Writers Association's All-America team.

He finished his short career as the seventh leading scorer in school history with 1,854 points (29.0 ppg). His records for freshman include most points in a game (55), most points in a season (965) and season average (30.2).

He won accolades throughout the country as he starred on the court while fighting an ongoing battle with Tourette's Syndrome.

Jackson was chosen to the second team on the Louisiana Association of Basketball Coaches All-Louisiana Team of the Century.

Of Chris Jackson, Baton Rouge State Times sports editor Sam King wrote:

"Athletes come and go.

"Many are so quickly forgotten.

"Only the great ones are remembered forever. To have seen Bob Pettit, Billy Cannon and Pete Maravich perform at their best was to commit them to memory.

"Chris Jackson now joins some very select company."



Glen Davis

Forward • 6-8 • Baton Rouge, La.
2006

Glen Davis was at his best during the Tigers' 2006 season when he was named Southeastern Conference Player of the Year and a First-Team All-American for the Wooden Award.

Davis starred as the Tigers captured the SEC regular-season championship with a 14-2 record and then went on to defeat four teams en route to the NCAA Final Four. LSU beat Iona in the opening round, rallying from a halftime deficit, and then used a three-pointer in the final seconds to defeat Texas A&M to advance to the regional semifinals.

There the Tiger magic and Davis' personality was on display to the nation as he helped lead LSU to upsets over No. 1-ranked Duke and an overtime win over No. 9 Texas that got LSU to its first NCAA Final Four in 20 years. The Tigers jumped out on Texas early in overtime and when Davis came down on a break and shot a three-pointer that broke the Longhorns' back, CBS Sports announcer Dick Enberg said with a question in his voice, "Glen Davis for 3? Oh my!"

Davis would earn all-region honors for his play in the NCAA Tournament in a year in which he led the SEC in both scoring (18.6) and rebounding (9.7). He would return to LSU for his junior season and despite injuries and intense pressure to perform, he still again led the league in rebounding (10.2) and earned SEC First-Team honors. He was a second round pick of the NBA's Seattle SuperSonics in the 2007 NBA Draft. He was traded to the Boston Celtics and became an NBA champion in his first year with the team. He now plays for the Orlando Magic.



All-Century Team

At halftime of the Centennial basketball game on Jan. 31, 2009, a sellout crowd honored LSU's All-Century team. An original group of 15 had turned into a Sweet 16 of LSU basketball after the Centennial Committee decided a near dead heat among three players for two spots was almost impossible to break. A vote of the fans and the Hall of Fame committee each made up 50 percent of the vote that led to the Centennial team. Many of the former players were on hand to receive the specially-designed award that was made for the ceremony while those who were unable to attend or deceased had family members accept or were presented their awards at other venues. Surrounding the court during the ceremony were players, coaches, support staff and family members representing eight decades of LSU basketball.



Mahmoud Abdul-Rauf (Chris Jackson)

GUARD - 1989-90

All-American, 1989, 1990 ... Set NCAA freshman scoring record, averaging 30.2 ppg; at the time, just the second freshman to make first-team A-A; Seventh all-time in scoring (1,854 pts); 172 three-pointers.

Brandon Bass

FORWARD - 2004-05

SEC Freshman of the Year, 2004; SEC Player of the Year, 2005; Averaged 12.8 points as a freshman, 17.3 points in 2005.

Ricky Blanton

FORWARD - 1985-86; 88-89

All-SEC 1988, 1989; Bulkied up and played center on 1986 NCAA Final Four team; Averaged 20.3 points his senior season; 16th in scoring at 1,501 points; 14th in career rebounds (766).

Howard Carter

GUARD - 1980-83

All-SEC 1982, 1983; Member of 1981 NCAA Final Four team; Averaged over 16 points in last three seasons; Former holder of career minutes played (4,276); third all-time leading scorer (1,942).

Glen Davis

FORWARD - 2005-07

All-American, 2006; SEC Freshman of the Year, 2005; SEC Player of the Year, 2006; 10th all-time in scoring with 1,587 points (16.7 average); Seventh in rebounds (613) ... Member of the 2006 NCAA Final Four team.

Joe Dean

FORWARD - 1950-52

All-SEC 1952; Member NABC Silver Anniversary Team; leading scorer in 1950 and 1951 and second behind Bob Pettit in 1952 (averaging 18.2 ppg); In 1,000-point club (1,072).

Durand "Rudy" Macklin

FORWARD - 1977-81

All-American in 1980, '81; Member 1981 NCAA Final Four team; SEC Player of the Year, 1981; Second in career scoring (2,080 points, 16.9 ppg); All-time leading rebounder (1,276); Jersey retired, 2010.

Pete Maravich

GUARD - 1968-70

National Player of the Year, 1969, 1970; Member of Naismith Basketball Hall of Fame; All-time NCAA career scoring leaders with 3,667 points, an average of 44.2 points for 83 games.

Ethan Martin

GUARD - 1978-81

Member of the 1981 NCAA Final Four team; Second at LSU career assists (638); All-SEC 1980, '81; 190 assists in Final Four season, fourth best at LSU.

Shaquille O'Neal

CENTER - 1990-92

National Player of the Year, 1991; Runnerup 1992; School record for blocks (412); National leader in rebounding (14.7) in 1991; second in rebounding (14.0) in 1992; Second all-time in rebounds (1,217), fourth all-time in points (1,941).

Bob Pettit

FORWARD - 1952-54

All-American, 1953, 1954; Fifth all-time in LSU points (1,916), third scoring average (27.4), first in rebound average (14.8), fourth in total rebounds (1,039), 31.4 ppg average in 1954; Member 1953 NCAA Final Four team.

Don Redden

GUARD - 1983-86

Member of the 1986 NCAA Final Four team; 1,119 career points; Third all-time at LSU in free throw percentage (84.0 percent).

Al "Little Apple" Sanders

CENTER - 1970-72

Averaged over 14 rebounds for his career, third all-time at LSU with 1,168; 1,383 points (16.7 ppg); All-SEC in 1971, '72.

Stromile Swift

FORWARD - 1999-00

SEC Player of the Year, 2000; Averaged 16.2 points and 8.2 rebounds in 2000 ... Blocked 95 shots in 2000.

Collis Temple, Jr.

CENTER - 1972-74

First African-American basketball player for LSU; Best season in 1974 of 15.0 points and 10.5 rebounds.

Sparky Wade

GUARD - 1932-35

Member of the 1935 National Championship team; LSU's first All-America, 1935; Led SEC in scoring three years. Point guard.



Tigers

IN THE NBA

Brandon Bass

Boston Celtics

Bass is now the senior member of LSU's present NBA roster, entering his ninth season in the league and his second with the Boston Celtics after being traded prior to the 2011-12 season. Bass, the 2005 SEC POY, was drafted by the New Orleans Hornets and has also played for the Dallas Mavericks and the Orlando Magic.



The LSU basketball program has a lasting legacy with the National Basketball Association that spans both the Tigers and the league's long history.

In the 1950s and early '60s, LSU's Bob Pettit fought long and hard to win an NBA championship. Most of those years standing in his way were the feared Boston Celtics. He finally accomplished his dream, winning the title in 1958. That title was celebrated in 2008 in Atlanta as the Hawks honored Pettit on the 50th anniversary of that title.

Also in 2008, another LSU player celebrated with the NBA championship trophy, ironically with those same Boston Celtics. Glen Davis, who was chosen in the second round of the 2007 NBA draft, made the most of his chance to shine and now has a Final Four and an NBA title on his resume', the second LSU player to achieve that double.

Seven times in the last 23 years, the Tigers have had a former player taken in the first round

LSU's NBA First Round Draft choices

1952	Joe Dean - Indianapolis Olympians
1954	Bob Pettit - Milwaukee Hawks (2nd pick)
1970	Pete Maravich - Atlanta Hawks (3rd pick)
1983	Howard Carter - Denver Nuggets
1985	Jerry Reynolds - Milwaukee Bucks
1986	John Williams - Washington Bullets
1990	Chris Jackson - Denver Nuggets (3rd pick)
1991	Stanley Roberts - Orlando Magic
1992	Shaquille O'Neal - Orlando Magic (1st pick)
1993	Geert Hammink - Orlando Magic
2000	Stromile Swift - Vancouver Grizzlies (2nd pick)
2006	Tyrus Thomas - Portland Trailblazers (4th pick, traded to Bulls)
2008	Anthony Randolph - Golden State Warriors

of the NBA draft. Four times in that period an LSU player has been one of the top four picks in the draft. When Anthony Randolph was taken with the 14th pick of the first round by the Golden State Warriors in 2008, he was the 13th player all-time taken from LSU in the first round of the draft.

Three of the LSU players who have their numbers hanging from the rafters of the Pete Maravich Assembly Center were top draft picks - Bob Pettit (2nd pick - Milwaukee, 1954); Pete Maravich (3rd pick - Atlanta, 1970) and Shaquille O'Neal (1st pick - Orlando, 1992). Chris Jackson (1990), Stromile Swift (2000) and Tyrus Thomas (2006) were all shaking the commissioner's hand in the first few picks of the draft when their time came to take the hallowed NBA stage.

Since 1952, teams in the NBA draft have chosen 49 players from LSU. Plus there are countless others who have and are presently playing for teams abroad. In all, a total of 34 players have logged regular season minutes in either the NBA or the old American Basketball Association.



NBA's 50th Anniversary Team (selected in 1996)



Pete Maravich



Bob Pettit



Shaquille O'Neal



Current LSU Players in the NBA



Brandon Bass

Boston Celtics

Bass is now the senior member of LSU's present NBA roster, entering his ninth season in the league and his third with the Boston Celtics after being traded prior to the 2011-12 season. Bass, the 2005 SEC POY, was drafted by the New Orleans Hornets and has also played for Dallas and Orlando ... Averaged 8.7 pts and 5.2 rbg last season.



Glen Davis

Orlando Magic

Davis, who played on the 2008 Boston championship team, was traded to Orlando in the Bass trade prior to the 2011-12 season. Davis played 34 games in 2012-13 before a season ending injury. He was averaging 15.1 ppg last season before the injury. He has 69 playoff game appearances in his first six years and 374 games in the league.



Chris Johnson

Minnesota Timberwolves

Although he didn't make the final opening day roster, Johnson was signed for the 2013-2014 season. Played in 30 games last season ... D-League All-Star ... Played for the Hornets, Boston and Portland as well. He has 71 career games to his credit in the league ... Averaged 3.9 ppg last season.



Anthony Randolph

Denver Nuggets

Randolph left LSU after his freshman season and was selected in the first round of the 2008 draft by Golden State. In his first six seasons, he has played with the Warriors, the Knicks and the Timberwolves and Denver. Last year in 39 games, averaged 3.7 ppg. Appeared in over 200 career games.



Tyrus Thomas

Free Agent

Thomas, the 2006 Freshman of the Year in LSU's Final Four season, was the fourth pick of the 2006 draft by Portland before rights were traded to Chicago. Was sent to Charlotte in mid-season 2010 and was waived with the NBA's amnesty provision after the 2013 season. Thomas has played in 400 career games with a career average of 7.7 points per game.



Garrett Temple

Washington Wizards

Temple has helped several teams since leaving LSU after the championship season of 2009. He played for Houston, Sacramento and San Antonio in 2010 and San Antonio, Milwaukee and Chicago in 2011. After a season in the developmental league, Washington picked him up for 51 games in 2013 and for the first time he enters a season with a guaranteed contract with Washington. He has played 102 career games.



Marcus Thornton

Sacramento Kings

Thornton really saw his game explode when he was traded to Sacramento after a season and a half in New Orleans. Thornton averaged 21.3 points in 27 games in 2011 for the Kings and 18.7 points a season ago. Thornton was the 2009 SEC POY and earned second-team NBA rookie team honors in 2010 with the Hornets. After averaging 12.7 ppg in 2013, he has a 269 game career average of 14.7 as he prepares for his fifth season.



Tigers in the NBA



NBA Draft Picks from LSU

YEAR	PLAYER	TEAM	ROUND
1947	Jack Coleman	Indianapolis	
	Bobby Lowther	Indianapolis	
1952	Joe Dean	Indianapolis	1st
1954	Bob Pettit	Milwaukee	1st (2nd pick)
1955	Don Belcher	Fort Wayne	N/A
1960	Dick Davies	St. Louis	8th
1961	Bill Engressor	New York	14th
1965	Dick Maile	Cincinnati	11th
1966	John Jones	Baltimore	5th
1970	Pete Maravich	Atlanta	1st (3rd pick)
	Dan Hester	Atlanta	2nd
1971	Nelson Isley	Buffalo	17th
1972	Al Sanders	Baltimore	4th
1974	Ed Palubinskas	Atlanta	4th
		Utah (ABA)	8th
	Collis Temple, Jr.	Phoenix	6th
		S. Antonio (ABA)	3rd
	Glen Hansen	Kentucky	9th
1975	Glen Hansen	KC-Omaha	2nd
		Memphis (ABA)	44th
1978	Kenny Higgs	Cleveland	3rd
1979	Al Green	Phoenix	3rd
	Lionel Green	Houston	4th
1980	DeWayne Scales	New York	2nd
	Rick Mattick	New Jersey	6th
1981	Greg Cook	New York	2nd
	Durand Macklin	Atlanta	3rd
	Ethan Martin	Cleveland	4th
	Willie Sims	Denver	5th
1983	Howard Carter	Denver	1st
1984	Leonard Mitchell	Cleveland	3rd
	John Tudor	Dallas	9th
1985	Jerry Reynolds	Milwaukee	1st
1986	Don Redden	Denver	3rd
	Derrick Taylor	Indiana	4th
	John Williams	Washington Bullets	1st
	Steffond Johnson	L. A. Clippers	5th
1987	Nikita Wilson	Portland	2nd
	Anthony Wilson	Chicago	5th
1988	Jose Vargas	Dallas	2nd
	Hernan Montenegro	Philadelphia	3rd
1989	Ricky Blanton	Phoenix	2nd
1990	Chris Jackson	Denver	1st (3rd pick)
1991	Stanley Roberts	Orlando	1st
1992	Shaquille O'Neal	Orlando	1st (1st pick)
1993	Geert Hammink	Orlando	1st
1996	Randy Livingston	Houston	2nd
	Ronnie Henderson	Washington	2nd
2000	Stromile Swift	Vancouver	1st (2nd pick)
	Jabari Smith	Sacramento	1st
2005	Brandon Bass	New Orleans	2nd
2006	Tyrus Thomas	Portland (traded Chicago)	1st (4th pick)
2007	Glen Davis	Seattle (traded Boston)	2nd
2008	Anthony Randolph	Golden State	1st (14th pick)
2009	Marcus Thornton	Miami	2nd
2012	Justin Hamilton	Philadelphia (traded Miami)	2nd

Former NBA Tigers

Several former Tigers have had outstanding careers in the NBA ... Here are a few notes on some of those players: (complete stats on all former NBA and ABA players can be found on page 48):

◀ Mahmoud Abdul-Rauf

Denver 1991-96; Sacramento 1997-98; Vancouver 2001 ... Played at LSU under the name of Chris Jackson ... NBA's Most Improved Player in 1993 ... Led Denver in scoring, 1993-96 ... Career scoring average of 14.6 ppg ... 90 percent career free throw percentage.

Frank Brian

Anderson (NBL-NBA), 1948-50; Tri-Cities, 1951; Fort Wayne 1952-56 ... Nine years, seven in NBA ... Two-time NBA all-star ... Career scoring average of 12.3 ppg.

Ronald Dupree

Undrafted out of LSU in 2003 ... Played for Chicago '03-04; Detroit '04-05; 06-08; Minnesota '05-06; Seattle, '08 ... Member of NBA finalist team in 2005 ... Played 154 games, average 3.6 points per game.

Randy Livingston

Houston, 1996-97; Atlanta 1997-98; Phoenix 1998-00; Golden State, 2000-01; Seattle 2001-02; New Orleans 2002-03; Los Angeles Clipper 2003-04; Utah 2004-05; Chicago 2005-06; Seattle 2006-07 ... Played 11 seasons and 203 career games ... Averaged 3.8 ppg, 1.4 rpg,

Durand "Rudy" Macklin

Atlanta, 1982-83; New York, 1984 ... Career scoring average of 6.4 ppg.

Pete Maravich "Pistol Pete"

Atlanta 1971-74; New Orleans, 1975-79; Utah-Boston, 1980-81 ... Four time NBA All-Star ... Career scoring average of 24.2 ppg, totaling almost 16,000 points ... Member of the NBA's 50-year anniversary all-star team.

Shaquille O'Neal

Orlando, 1993-96; Lakers 1997-04; Miami 2005-08; Phoenix 2008-09; Cleveland 2010; Boston 2011 ... Member of the NBA's 50-year anniversary all-star team ... Three-time Finals MVP, 15 time All-Star ... 1,207 career games ... 28,596 career regular season points.

Bob E. Pettit, Jr.

Milwaukee 1955; St. Louis, 1956-65 ... 11-time NBA All-Star ... Member of the NBA's 50-year anniversary all-star team ... Career scoring average of 26.4 ppg, scoring over 20,800 points.

Jerry Reynolds

Milwaukee 1985-88; Seattle 1988-89; Orlando 1989-92; Milwaukee, 1995-96 ... 443 games played ... Career scoring average of 9.1 ppg and 3.0 rpg.

Stanley Roberts

Orlando, 1992; L. A. Clippers 1993-97 ... 9.6 ppg career scoring average.

DeWayne Scales

New York, 1981-82; Washington 1984 ... 4.6 ppg career scoring average.

Stromile Swift

Second pick of the draft by Vancouver, 2000 ... Played for Vancouver/Memphis 2000-05; Houston, 06; Memphis 07-08, New Jersey '09. Played 547 games, averaged 8.4 points,

John Sam Williams

Washington, 1987-91; LA Clippers 1993-94; Indiana 1995 ... Career scoring average of 10.1 ppg.



Tigers in the NBA



Marcus Thornton



Glen Davis

NBA Most Valuable Player

1955-56	Bob Pettit	St. Louis Hawks
1958-59	Bob Pettit	St. Louis Hawks
1999-00	Shaquille O'Neal	Los Angeles Lakers

NBA Rookie of the Year

1954-55	Bob Pettit	Milwaukee Hawks
1992-93	Shaquille O'Neal	Orlando Magic

NBA Comeback Player of the Year

1992-93	Mahmoud Abdul-Rauf	Denver Nuggets
---------	--------------------	----------------

NBA Finals Most Valuable Player

1999-00	Shaquille O'Neal	Los Angeles Lakers
2000-01	Shaquille O'Neal	Los Angeles Lakers
2001-02	Shaquille O'Neal	Los Angeles Lakers

All-NBA Rookie Team

2009-10	Marcus Thornton	2nd	New Orleans Hornets
---------	-----------------	-----	---------------------

All-NBA Defensive Team

1999-00	Shaquille O'Neal	2nd	Los Angeles Lakers
2000-01	Shaquille O'Neal	2nd	Los Angeles Lakers
2002-03	Shaquille O'Neal	2nd	Los Angeles Lakers

NBA All-Star Game Appearances

Shaquille O'Neal	15 (1993-98, 2000-07, 2009)
Bob Pettit	11 (1955-65)
Pete Maravich	5 (1973-74, 1977-79)
Frank Brian	2 (1951-52)

LSU NBA Champions

Bob Pettit	1958	St. Louis Hawks
Shaquille O'Neal	2000	Los Angeles Lakers
Shaquille O'Neal	2001	Los Angeles Lakers
Shaquille O'Neal	2002	Los Angeles Lakers
Shaquille O'Neal	2006	Miami Heat
Glen Davis	2008	Boston Celtics

NBA All-Star Game MVP

Bob Pettit	4 (1956, 1958, 1959, 1962)
Shaquille O'Neal	3 (2000, 2004, 2009)

All-NBA Team Selections

1949-50	Frank Brian	2nd	Anderson
1950-51	Frank Brian	2nd	Tri-Cities
1954-55	Bob Pettit	1st	Milwaukee Hawks
1955-56	Bob Pettit	1st	St. Louis Hawks
1957-58	Bob Pettit	1st	St. Louis Hawks
1958-59	Bob Pettit	1st	St. Louis Hawks
1959-60	Bob Pettit	1st	St. Louis Hawks
1960-61	Bob Pettit	1st	St. Louis Hawks
1961-62	Bob Pettit	1st	St. Louis Hawks
1962-63	Bob Pettit	1st	St. Louis Hawks
1963-64	Bob Pettit	1st	St. Louis Hawks
1964-65	Bob Pettit	2nd	St. Louis Hawks
1972-73	Pete Maravich	2nd	Atlanta Hawks
1975-76	Pete Maravich	1st	New Orleans Jazz
1977-78	Pete Maravich	2nd	New Orleans Jazz
1993-94	Shaquille O'Neal	3rd	Orlando Magic
1994-95	Shaquille O'Neal	2nd	Orlando Magic
1995-96	Shaquille O'Neal	3rd	Orlando Magic
1996-97	Shaquille O'Neal	3rd	Los Angeles Lakers
1997-98	Shaquille O'Neal	1st	Los Angeles Lakers
1998-99	Shaquille O'Neal	2nd	Los Angeles Lakers
1999-00	Shaquille O'Neal	1st	Los Angeles Lakers
2000-01	Shaquille O'Neal	1st	Los Angeles Lakers
2001-02	Shaquille O'Neal	1st	Los Angeles Lakers
2002-03	Shaquille O'Neal	1st	Los Angeles Lakers
2003-04	Shaquille O'Neal	1st	Los Angeles Lakers
2004-05	Shaquille O'Neal	1st	Miami Heat
2005-06	Shaquille O'Neal	1st	Miami Heat



Tigers in the NBA

NBA Players from LSU

PLAYER	FROM	TO	G	FG%	3P%	FT%	REB	AST	STL	BLK	PTS	MP	PTS	TRB	AST
Mahmoud Abdul-Rauf	1991	2001	586	.442	.354	.905	1087	2079	487	46	8553	26.7	14.6	1.9	3.5
Brandon Bass	2006	2013	476	.492	.000	.829	2166	322	171	310	4033	21.6	8.5	4.6	0.7
Ricky Blanton	1993	1993	2	.429	---	---	3	1	2	0	6	6.5	3.0	1.5	0.5
Frankie Brian	1950	1956	438	.340	---	.821	903	1138	---	---	5379	24.9	12.3	2.4	2.6
Howard Carter	1984	1985	66	.440	.227	.774	89	75	20	4	351	11.4	5.3	1.3	1.1
Maurice Carter	2004	2004	10	.314	.364	.800	11	4	0	0	42	11.0	4.2	1.1	0.4
John Chaney	1950	1950	16	.291	---	.690	---	20	---	---	---	---	4.4	---	1.3
Glen Davis	2008	2013	372	.444	.150	.707	1716	341	258	123	3176	22.3	8.5	4.6	0.9
Ronald Dupree	2004	2011	157	.427	.385	.559	339	100	57	29	555	11.2	3.5	2.2	0.6
Geert Hamminck	1994	1996	8	.400	---	.667	7	2	0	0	14	3.4	1.8	0.9	0.3
Glenn Hansen	1976	1978	112	.412	---	.725	247	93	61	16	588	12.9	5.3	2.2	0.8
Dan Hester	1971	1971	42	.396	.417	.817	234	35	---	---	248	13.2	5.9	5.6	0.8
Kenny Higgs	1979	1982	216	.441	.145	.804	391	944	239	23	1470	20.5	6.8	1.8	4.4
Chris Johnson	2011	2013	71	.562	---	.699	132	13	16	46	205	8.4	2.9	1.9	0.2
Randy Livingston	1997	2007	203	.406	.351	.771	282	415	121	31	773	13.2	3.8	1.4	2.0
Rudy Macklin	1982	1984	160	.449	.000	.776	464	121	82	30	1030	17.2	6.4	2.9	0.8
Pete Maravich	1971	1980	658	.441	.667	.820	2747	3563	587	108	15948	37.0	24.2	4.2	5.4
Bill Newton	1973	1974	35	.437	.500	.500	65	14	2	0	73	5.4	2.1	1.9	0.4
Shaquille O'Neal	1993	2011	1207	.582	.045	.527	13099	3026	739	2732	28596	34.7	23.7	10.9	2.5
Bob Pettit	1955	1965	792	.436	---	.761	12849	2369	---	---	20880	38.8	26.4	16.2	3.0
Anthony Randolph	2009	2013	209	.462	.091	.738	956	155	124	205	1583	15.9	7.6	4.6	0.7
Jerry Reynolds	1986	1996	443	.418	.226	.749	1317	904	486	250	4036	18.9	9.1	3.0	2.0
Stanley Roberts	1992	2000	300	.499	.000	.514	1549	189	110	385	2555	19.6	8.5	5.2	0.6
Al Sanders	1973	1973	4	1.000	---	.667	0	5	0	---	8	6.3	2.0	1.3	0.0
DeWayne Scales	1981	1984	49	.417	.167	.628	140	10	14	5	224	10.6	4.6	2.9	0.2
Jabari Smith	2001	2005	108	.413	.125	.690	178	66	37	26	329	9.8	3.0	1.6	0.6
Stromile Swift	2001	2009	547	.473	.074	.699	2535	275	354	683	4582	19.8	8.4	4.6	0.5
Collis Temple	1975	1975	24	.415	.000	.800	31	15	4	4	42	4.3	1.8	1.3	0.6
Garrett Temple	2010	2013	102	.396	.318	.654	177	168	74	29	455	16.9	4.5	1.7	1.6
Tyrus Thomas	2007	2013	400	.438	.235	.732	1938	346	328	525	3089	19.8	7.7	4.8	0.9
Marcus Thornton	2010	2013	269	.438	.365	.832	838	438	254	36	3858	26.6	14.3	3.1	1.6
John Williams	1987	1995	435	.451	.225	.704	2201	1262	566	184	4406	25.2	10.1	5.1	2.9
Nikita Wilson	1988	1988	15	.304	---	.833	11	3	0	0	19	3.6	1.3	0.7	0.2

Most Career Points

Shaquille O'Neal	28,596
Bob Pettit	20,880
Pete Maravich	15,948
Mahmoud Abdul-Rauf	8,553
Frank Brian	5,379
Stromile Swift	4,582
John Williams	4,406
Jerry Reynolds	4,036
Brandon Bass	4,033
Marcus Thornton	3,858

Most Career Rebounds

Shaquille O'Neal	13,099
Bob Pettit	12,849
Pete Maravich	2,747
Stromile Swift	2,535
Brandon Bass	2,166
John Williams	2,201
Tyrus Thomas	1,938
Glen Davis	1,716
Stanley Roberts	1,549
Jerry Reynolds	1,317

Most Games Played

Shaquille O'Neal	1,207
Bob Pettit	792
Pete Maravich	658
Mahmoud Abdul-Rauf	586
Stromile Swift	547
Brandon Bass	476
Jerry Reynolds	443
Frank Brian	438
John Williams	435
Tyrus Thomas	400





Shaquille O'Neal

Hall of Famers

The LSU basketball program was represented in Hall of Fame ceremonies on two different fronts as legendary members of the program took their rightful place in the prestigious venues.

In June, basketball icon Shaquille O'Neal delighted folks in Natchitoches when he joined the elite class of 2013 in the Louisiana Sports Hall of Fame.

Then in September, 90-year-old Frank Brian, who starred in the sport at LSU in the 1940s before he went on to an outstanding career in the NBA; and, long-time former Head Coach Dale Brown were inducted into the LSU Athletic Hall of Fame.

Brian and Brown are already inducted

members of the Louisiana Sports Hall of Fame and O'Neal was inducted into the LSU Athletic Hall of Fame after his graduation from LSU in 2000 when his jersey number was retired.

O'Neal was a two-time All-American at LSU (1991, 1992) and National Player of the Year in 1991. He twice won the SEC Player of the Year honor and was a member of LSU's All-Century Team. He went on to a long-standing career in the NBA where he won four championships, an Olympic Gold Medal and was named a member of the NBA 50-year at 50 team in 1997.

Brian played both before and after World War II from 1942-43 and 1946-47 at LSU earning SEC honors both seasons. He served in the U.S. Army from 1944-46, continuing to earn


national honors in military basketball. He also participated in the 1943 SEC Track and Field Championships in four events. He went on to have a stellar professional basketball career in both the NBL and NBA.

Brown coached the Tigers for 25 years, winning four Southeastern Conference championships, taking the Tigers to the NCAA Final Four in 1981 and 1986. He won 448 games and he is second behind only Adolph Rupp of Kentucky in wins in the league. He was also only the third SEC coach to coach 25 years as a head coach in the league. The team went to 15 consecutive post-season tournaments, including 10 straight NCAA tourneys from 1984-93.

Congrats to all three for joining these



Frank Brian



Dale Brown

LSU GREATS

The following nine individuals are the only athletes to have their jerseys retired by LSU. Men's basketball has retired the No. 23 for Pete Maravich, No. 50 for Bob Pettit, Jr., No. 33 for Shaquille O'Neal and No. 40 for Rudy Macklin. Women's basketball retired the No. 33 for Seimone Augustus. Football's only two retired jerseys are the No. 20 worn by Billy Cannon and the No. 37 worn by Tommy Casanova. Baseball retired the No. 15 in honor of longtime coach and former athletics director Skip Bertman and the No. 20 for Ben McDonald. Casanova, Macklin and McDonald joined the prestigious list in May 2009. Augustus became the first woman in LSU Athletics history to have her jersey retired in January 2010.



50 Bob Pettit

Pettit led LSU to its first NCAA Final Four in 1953 and he later became the first player in NBA history to exceed the 20,000-plus point barrier. Pettit is a member of the NBA Hall of Fame, and in 1997, he was named as one of the top 50 players in NBA history.



23 Pete Maravich

"Pistol Pete," Maravich still holds the NCAA record for career points with 3,667 and for career scoring average with 44.2 points a game. He was selected the National Player of the Year in 1970 after leading the Tigers to the NIT Final Four. He scored 50-plus points an amazing 28 times. He went on to a 10-year professional career and was selected as one of the NBA's 50 greatest players in 1997.



20 Billy Cannon

One of the true legends of college football in the South, Cannon was the 1959 Heisman Trophy winner and helped the Tigers to the 1958 national title. Cannon's most memorable performance came in 1959 against Ole Miss when No. 1 LSU trailed No. 3 Ole Miss 3-0 in the fourth quarter. He fielded a punt, broke seven tackles and returned it 89 yards for the 7-3 victory. He went on to a successful 11-year professional career.




33 Shaquille O'Neal

O'Neal was the first pick in the 1992 NBA Draft. He was named MVP of the league in 2000 and was a three-time NBA Finals MVP after leading the Los Angeles Lakers to three World Championships. At LSU, O'Neal averaged 21.6 points and 13.6 rebounds for his career, and in 1991, he was named the World's Amateur Athlete of the Year as well as SEC Athlete of the Year and National Player of the Year. In 1997, he was named as one of the top 50 players in NBA history.



15 Skip Bertman

A legend in the college baseball ranks, Bertman created a dynasty at LSU, guiding the Tigers to five national titles in a 10-year stretch from 1991-2000. He also coached the United States to a bronze medal at the 1996 Olympics in Atlanta and was an assistant on the gold medal-winning U.S. squad in Seoul, Korea, in 1988. Bertman retired from coaching following the 2001 season and served as LSU's athletics director for seven years. Bertman was inducted into the College Baseball Hall of Fame in 2006.



40 Rudy Macklin

Rudy Macklin was a two-time basketball All-American selection during his Tiger career from 1976-81 during which time he became LSU's all-time leading rebounder with 1,276 boards and the second-leading scorer in school history behind only the legendary Pete Maravich with 2,080 points. He led the Tigers to two Elite Eight appearances and the 1981 Final Four in Philadelphia. He still holds the school single game rebound record with 32, a mark like some of the great records in any sport that may never be broken.



Tommy Casanova (left), Seimone Augustus (middle) and Rudy Macklin (right) were the last LSU greats to have their jerseys retired during the 2009-10 athletic year.

About LSU Retired Jerseys

The retirement of the jerseys of Casanova, McDonald, Macklin and Augustus comes under a new provision of the LSU jersey retirement bylaws that says the retirement of an athlete's jersey in a particular sport does not preclude a current student-athlete in that sport from wearing the jersey number in that or any other sport, subject to the discretion of the head coach. This provision applies only to jerseys retired after January 1, 2007, so the numbers worn by Maravich, Pettit, O'Neal, Cannon and Bertman may never again be worn by future student-athletes in their respective sports. To have a jersey retired at LSU, an athlete must have completed intercollegiate competition for LSU a minimum of five years prior to nomination. Athletes must have demonstrated truly unusual and outstanding accomplishments, exceeding and in addition to all criteria used for Hall of Fame selection. Nominees must have a unanimous vote of support from the Hall of Fame committee.



37 Tommy Casanova

Tommy Casanova is the only three-time All-American in the history of LSU football and is a member of the College Football Hall of Fame. During his Tiger career from 1969-71, Casanova personified versatility for his myriad of talents as he played offense, defense, returned punts and kickoffs. One of just two three-time All-SEC performers at LSU, he played six seasons with the Cincinnati Bengals of the NFL while earning his medical degree.



19 Ben McDonald

Ben McDonald won the prestigious Golden Spikes Award, given annually to the nation's most outstanding player, in 1989 and is a member of the College Baseball Hall of Fame. He led LSU to two College World Series appearances. In 1989, McDonald was named National Player of the Year by Baseball America, The Sporting News and Collegiate Baseball. He was selected by the Baltimore Orioles as the No. 1 pick in the major league draft in 1989 and went on to enjoy a 10-year major league career with the Orioles and the Milwaukee Brewers.



33 Seimone Augustus

Seimone Augustus is the only women's basketball player in school history to earn State Farm Coaches Association All-America honors three times: 2004, 2005 and 2006. Augustus became LSU's first NCAA National Player of the Year and she claimed the honor twice in 2005 and 2006. A 2006 graduate of LSU, Augustus was the 2012 WNBA Finals MVP after winning a world title. She also led the United States to a gold medal at the 2008 Beijing Olympic Games.

World Class Tigers



Ashleigh Clare-Kearney

- In 2009, became first LSU gymnast to capture two individual national titles



Aaron Hill

- Two-time MLB All-Star (2009, '12)
- 2009 American League Comeback Player of the Year
- Two-time Silver Slugger Award (2009, '12)



Sylvia Fowles

- Three-time All-American
- 2008, 2012 U.S. Olympic Gold Medalist
- WNBA All-Star Game MVP



Susan Jackson

- Three-time NCAA individual champion
- 2009-10 SEC Female Athlete of the Year



Esther Jones

- 21-time track All-American
- 1992 Olympic Gold medalist



Muna Lee

- 20-time track All-American
- Two-time Olympian



Richard Thompson

- Eight-time track All-American
- 2008 Olympic Silver medalist



David Toms

- Two-time SEC Golfer of the Year
- 2001 PGA Champion
- 13-time PGA Tour winner



Brittany Mack

- 2011 NFCA First-Team All-American
- 2012 NPF Draft No. 1 pick



Patrick Peterson

- Two-time NFL Pro Bowler (2011, '12)
- 2011 NFL All-Pro
- NFL Record most punt return yards by a rookie in a season



Shaquille O'Neal

A four-time NBA champion and 15-time All-Star, Shaquille O'Neal was one of the most dominant centers in NBA history. He announced his retirement from the NBA in June 2010 after a brilliant Hall of Fame career and has since become a television analyst on TNT. One of the most quotable figures on the planet, O'Neal earned his bachelor's degree from LSU in December 2000. In 2011, he penned his own biography, "Shaq Uncut, My Story," and then received his doctorate degree from Florida's Barry University in May 2012.

Lolo Jones

A three-time national champion hurdler at LSU, Lolo Jones continues to take the sporting world by storm. Jones became an inspirational figure as a two-time World Indoor Champion and the world record holder in the 60-meter hurdles with a time of 7.72. She competed in both the 2008 Beijing and 2012 London Olympic Games and became the first LSU athlete to ever grace the cover of Time Magazine in July 2012. A 2005 graduate of LSU, Jones is now a two-sport star. She was named to the U.S. National Bobsled Team that went on to claim gold at the 2013 FIBT World Championships.



Prominent LSU ALUMNI



Eduardo Aguirre, Jr.

Named the first Director of U.S. Citizenship and Immigration Services (USCIS) for the Department of Homeland Security in 2003, Aguirre, Jr., was the U.S. Ambassador to Spain from 2005 until 2009.



Lod Cook

Cook graduated from LSU with a bachelor's degree in mathematics in 1955 and then earned his Master's degree in petro engineering in 1955. Cook served as CEO of ARCO for nine years.



Seimone Augustus

A two-time NCAA Women's Basketball National Player of the Year, Augustus graduated from LSU in 2006. She is a two-time U.S. Olympic gold medalist and continues an All-Star pro career with the WNBA's Minnesota Lynx. She was named WNBA Finals MVP in 2012 after winning a WNBA title.



Carlos Roberto Flores

The president of Honduras from 1997-2001, Flores helped the nation recover after Hurricane Mitch devastated the country in 1998. Flores is married to the former Mary Carol Flake, also an alumnus of LSU.



James Carville

Carville received both a bachelor's degree and law degree from LSU and gained fame in the 1990s as the chief campaign strategist for Bill Clinton and Al Gore. Carville also penned a best-selling memoir titled "All's Fair: Love, War and Running for President".



Jim Flores

Flores graduated with two bachelor's of science degrees; one in corporate finance in 1981 and the second in petroleum land management in 1982. Flores is currently Chairman, President and CEO of Plains Exploration & Production Company.

Dr. Larry D. Arthur - AIDS researcher.

Dr. Julian Bailes - expert in the field of Neurosurgery and also Chairman of the Brain Injury Institute

John Ed Bradley - Sports Illustrated writer and novelist, former LSU football player

John Breaux - U.S. Senator (1987-2005) and U.S. Congressman (1972-86) from Louisiana.

Wil Calhoun - Executive Producer of television sitcom "Friends".

Cassandra Chandler - One of the Federal Bureau of Investigation's highest ranking African-American women as special agent in charge of the Norfolk Field office.

"Lightning Joe" Lawton Collins - Chief of Staff for President Harry Truman.

Bill Conti - Oscar-winning composer who has written theme music for several well-known movies, including "Rocky" and its sequels.

Eric Arturo Delvalle - President of Panama (1985-1988).

Dr. Alexander William "Alex" Dunlap - Current chief veterinarian for NASA who is responsible for all NASA policies related to animal health and welfare

A. Wright Elliott - Retired executive vice president, Chase Manhattan Bank.

Graves Erskine - U.S. Marine Corps General in WWII.

Maxime A. Faget - Designed Mercury and Gemini spacecrafts.

Mary Carol Flake Flores - Former first lady of Honduras.

Murphy "Mike" Foster, Jr. - Former governor of Louisiana (1996-2004).

Kevin Griffin - Lead singer of the platinum-selling rock band "Better Than Ezra"

Paul Groves - Award-winning tenor with the Metropolitan Opera

Reinosuke Hara - Former president and CEO of Seiko Instruments

Rufus William (Bill) Harp - Television set decorator for series including "L.A. Law" and "Moonlighting"

Pat Hewlett - CIO of Exxon Mobil.

Walter Hitesman - Former president, Reader's Digest.

Hubert Humphrey - U.S. vice president (1965-69).

W. Vernon Jones - Senior Scientist for Suborbital Research, NASA headquarters.

Catherine D. "Kitty" Kimball - In 2009, was sworn in as first female to serve as chief justice of Louisiana's highest court

Delos "Kip" Knight - Vice president of marketing and brand management for eBay international.

Harry J. Longwell - Former Executive Vice President and Director of Exxon Mobil

Ray Marshall - Secretary of Labor under President Jimmy Carter.

James E. Maurin - Founding partner and CEO of Stirling Properties, a national real estate services firm.

Jake Lee Netterville - Chairman of the board of Postlethwaite and Netterville, the largest Louisiana-based public accounting firm.

Edwin Newman - Longtime NBC News journalist and author.

Carolyn Bennett Patterson - Former senior editor, National Geographic.

J. Howard Rambin - Former CEO and Chairman of the Board, Texaco.

Rex Reed - Drama critic, syndicated columnist.

Maj. Gen. Thomas Rhame - Led 1st Infantry Division against Iraq during Persian Gulf War.

Thomas O. Ryder - Chairman of the Board, The Reader's Digest Association.

Frances Seghers - Senior VP of Sony Entertainment European Community Affairs, which includes Sony Music, Sony Pictures and Sony Playstation.

Dolores Spikes - Former President of the Southern University System and the University of Maryland-Eastern Shore.

Ray Strother - Author, political consultant.

David Suarez - Architect and preservationist who restored the Washington Monument, the National Archives Building and Louisiana's Old State Capitol

Olympia Vernon - Award-winning author and recipient of an American Academy of Arts and Letters Award for her debut novel, Eden

Rebecca Wells - Author of the novel and film "Devine Secrets of the Ya-Ya Sisterhood."

Joanne Woodward - Academy Award-winning actress and wife of Paul Newman.

LSU's enrollment is more than 29,000 students, including more than 1,600 international students and nearly 5,000 graduate students.

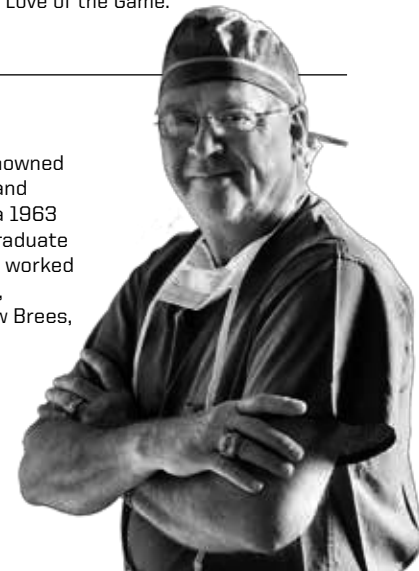


Mike Papajohn

The starting centerfielder on LSU's inaugural College World Series team in 1986, Mike Papajohn today is a prominent actor in Hollywood. Papajohn was the only actor to star in four \$150 million movies in the same calendar year doing so in 2009. The LSU alumnus has appeared in blockbuster films: Spiderman, Terminator Salvation, Transformers: Revenge of the Fallen and For the Love of the Game.

Dr. James Andrews

Arguably, the world's most renowned orthopedic surgeon for knee and shoulder injuries, Andrews is a 1963 graduate of LSU and a 1967 graduate of LSU Medical School. He has worked on numerous all-star athletes, including Michael Jordan, Drew Brees, Brett Favre and Albert Pujols.



Sylvia Fowles

Fowles was a two-time WBCA first-team All-American before going onto a pro career with the WNBA's Chicago Sky where she is currently one of the league's premier players. Most notably, Fowles was a member of U.S. Olympic Gold Medal teams in 2008 Beijing and 2012 London.



David Steiner

A 1982 LSU graduate, Steiner has served as the CEO of Waste Management since 2004. The Houston-based company is finding new ways to create energy and they are ranked among the top 200 companies in America by Fortune Magazine.



Mary L. Landrieu

Landrieu became the first woman from Louisiana selected to a full term in the United States Senate in 1996. She is currently serving her fourth term in the Senate.



Eddie J. Jones

The former president of the NFL's Miami Dolphins franchise, the 38-year veteran of the NFL is currently a Trustee of the Bert Bell/Pete Rozelle Retirement and Disability Plan.



Suzanne Perron

A 1991 LSU graduate, Perron is a rising star in the design world having worked with top designers Vera Wang and Carolina Herrera. Perron has designed dresses for Hollywood stars Jennifer Lopez, Mariska Hargitay and Holly Hunter, among others.



Marty Sixkiller

Senior Technical Director for PDI/ DreamWorks' movies "Antz," "Shrek," "Shrek 2," "Shrek the Third," "Madagascar" and "Over the Hedge".



2013-14 Cheerleaders

Back Row (l-r): Melissa McGee, John Mark Lambert, Kate Marcantel, Noah Rogers, Elizabeth Giattina, Evan Lafleur, Mckenzie Daniell, Nick Bernard, Brittany Chaisson, Ryan Yakubek, DJ Brown, Sarah Stout, Tyler Roberts, Paige Pennington, Brennon Davidson, Caroline Joseph, Nick Lent, GraceAnn Woolf, Daniel Gegenheimer, Tiara Stewart, Jed Bricker.

Middle Row: Braley Raborn (coach), Keith Gross (coach), Kelly Forschler, Destiny Price, Kate Stone (coach), Pauline Zernott (coach).

Front Row: Chico Garcia (coach), Kelly Hackenbracht, Dylan Hoffpauir, Taylor Tucker, David Robichaux, Taylor Machen, EJ Vincent, Katherine Smith, Chanse Kendrick, Skyler Bouillion, Jordan Ezell, Julie Rapp, Anthony Alexander, Lauren Hollingsworth, Ryan Fox, Jessie Majorie, Zack Hill, Kristen Baudin, Ben Cartner, Patience Phillips, Landon Chastant.



2013-14 Tiger Girls

(l to r): Cristen Quick, Lauren Dionne, Kristen Lebato, Jenae Dykes, Laneacia Ford, Machaela Brabham, Macy Alexander, Erika Liew, Jenna Hebert, Victoria Stein, Cersten Bradley, Bryce Tramonte, Regen Lavergne, Kellee Shaheen, Katie Morton, Emily Sullivan, Abby Pirkle, Alex Chaisson, Katelynn Walker, Micah Odom, Emily Kely, Lauren Cook, Erica Wilkins, Delaney Olistar.

20

BRIAN BRIDGEWATER

F • 6-6 • 230 • FR. • HS
BATON ROUGE, LA. • SCOTLANDVILLE HS

PRIOR TO LSU

MVP of the Top 28 state playoffs for Scotlandville High School ... Bridgewater helped Scotlandville to an 80-71 win in overtime in the Class 5A state championship game over Ouachita ... Bridgewater scored 24 points and 13 rebounds ... He was named first team All-State in the classification as selected by the Louisiana Sports Writers Association ... Averaged 15.1 points per game and 8.3 rebounds per game ... Also earned Class 2A All-State honors and All-Metro honors at Episcopal, where he played for three seasons ... Led Episcopal to the 2A semifinals as a sophomore ... Averaged 23.5 points and 10.1 rebounds during his junior season ... While at Episcopal, he also started and played on the school's state quarterfinal football team at tight end and wide receiver.

PERSONAL

Birth date is Nov. 14, 1993 ... Mother is Debra Bridgewater ... Brother Brad was a four-year letterman for LSU in 1998-2000 and 2001-03 ... Brad played on LSU's NCAA Sweet 16 team in 2000.



5

SHAVON COLEMAN

F • 6-5 • 195 • SR. • 1L
THIBODAUX, LA.
THIBODAUX HS/HOWARD COLLEGE

Coleman's Season/Career Bests

Points

2012-13: 25, vs. McNeese State, 11/13/12
Career: 25, vs. McNeese State, 11/13/12

Rebounds

2012-13: 13, vs. Houston Baptist, 12/28/12
Career: 13, vs. Houston Baptist, 12/28/12

Field Goals Made

2012-13: 10, vs. McNeese State, 11/13/12
Career: 10, vs. McNeese State, 11/13/12

3 PT FG Made

2012-13: 4, vs. Georgia (SEC Tournament), 03/14/13
Career: 4, vs. Georgia (SEC Tournament), 03/14/13

Free Throws Made

2012-13: 8, vs. Bethune-Cookman, 01/05/13
Career: 8, vs. Bethune-Cookman, 01/05/13

Assists

2012-13: 3, at Auburn, 01/09/13
Career: 3, at Auburn, 01/09/13

Blocks

2012-13: 4, vs. Houston Baptist, 12/28/12
Career: 4, vs. Houston Baptist, 12/28/12

Steals

2012-13: 4, at UC Irvine, 12/18/12
Career: 4, at UC Irvine, 12/18/12

Top Career Scoring Games

1. 25	vs. McNeese State, 11/13/12
2. 24	vs. Georgia (SEC Tournament), 03/14/13
3. 22	vs. Northwestern State, 11/20/12
4. 18	vs. Seton Hall, 11/29/12
5. 17	vs. Alabama, 02/23/13
5. 17	vs. Texas A&M, 01/23/13
7. 16	vs. Mississippi Valley State, 11/24/12
8. 14	vs. Bethune Cookman, 01/05/13
9. 13	at UC Irvine, 12/18/12
10. 11	six times



JUNIOR SEASON (2012-13)

Valuable sixth man for LSU, but also came in to record eight strong starts for the Tigers ... Played in 31 games, averaging 28.1 minutes per contest ... Averaged 10.5 points per game and 5.9 rebounds a game ... Shot 44.7 percent from the field (118-264) and made 13 free throws ... Was one of the better free throw shooters on the season at 70.3 percent (78-of-111) ... 28 blocks and 43 steals ... 15 games in double figures ... 5 double doubles ... Career high of 25 points vs. McNeese State (11/13) ... Scored 23 points in the first half in his first LSU start, first player to score 20-plus first half points since Tasmin Mitchell in 2010 ... 10 rebounds for his first double-double ... Also had 24 points in the SEC Tournament win over Georgia (hitting 9-of-11 FGs, including 4 treys) and 22 versus Northwestern State (11/20) ... Had season best 13 rebounds vs. Houston Baptist (12/28).

PRIOR TO LSU

Played two years at Howard College in Big Spring, Texas ... Was a football wide receiver, a long jumper and high jumper in high school and earned District and regional MVP honors and all-state in high school ... At Thibodaux, he was the District 8-5A MVP and honorable mention Class 5A all-state team member as a senior ... Averaged 28 points and 13 rebounds per game as a high school senior leading Thibodaux to the District 8-5A championship ... As a junior, he averaged 20 points and 11 rebounds a game and again was honorable mention all-state ... He was a first-team selection on the (Houma) Courier and (Thibodaux) Daily Comet's All-Region team in 2009 and 2010 ... At Howard in 2012, averaged 14.7 points, 6.6 rebounds and 1.7 assists ... He made 44 percent of his field goal attempts ... Coleman had 22 points and 13 rebounds in a loss in the 2012 Regional V Championship game.

PERSONAL

Born on Jan. 8, 1992 ... Parents are Michelle Coleman and Author Triggs ... Siblings are Deon Coleman, Trina Triggs and Lyense Triggs ... Major is Interdisciplinary Studies ... Likes to "sit outside and listen to music" ... Favorite foods are Louisiana favorites - red beans and fried fish ... Favorite celebrity is Denzel Washington ... Favorite professional basketball player is Dirk Nowitzki and favorite NBA team is the Dallas Mavericks.



Coleman's Game-by-Game Statistics

2012-13 OPPONENT	MIN	FG-A	3FG-A	FT-A	REB.	PF	A	TO	BLK	STL	PTS
UC SANTA BARBARA	28	3-8	0-0	0-4	4	1	2	1	2	3	6
McNEESE STATE	31	10-16	2-3	3-6	10	3	1	2	2	1	25
NORTHWESTERN ST.	28	8-12	2-3	4-8	7	4	0	2	0	0	22
MISS. VALLEY STATE	33	6-12	0-1	4-5	11	2	1	3	2	2	16
SETON HALL	32	8-14	0-1	2-4	6	1	1	3	2	3	18
CHATTANOOGA	25	3-7	0-0	2-2	8	1	1	1	1	1	8
at Boise State	30	5-9	1-3	0-0	7	3	0	2	0	0	11
at UC Irvine	32	6-15	0-2	1-2	11	2	2	1	0	4	13
at Marquette	37	4-8	1-3	2-2	6	4	0	3	2	1	11
HOUSTON BAPTIST	19	3-10	0-1	5-6	13	0	2	0	4	3	11
BETHUNE-COOKMAN	36	3-6	0-0	8-8	12	3	1	2	0	1	14
at Auburn	33	2-9	0-2	0-2	9	2	3	3	0	2	4
FLORIDA	23	5-13	1-4	0-0	5	0	1	1	2	0	11
SOUTH CAROLINA	21	2-5	0-0	2-2	7	4	0	1	1	0	6
at Georgia	25	2-6	0-1	1-2	4	5	1	3	0	3	5
TEXAS A&M	36	8-16	1-3	0-0	4	3	0	2	0	3	17
at Kentucky	33	2-9	0-3	4-4	2	4	1	2	1	1	8
MISSOURI	37	4-4	0-0	1-4	4	2	0	2	0	0	9
at Mississippi State	32	3-9	0-1	5-7	7	5	1	2	1	1	11
VANDERBILT	32	0-1	0-0	2-2	6	3	1	3	1	1	2
at Alabama	26	3-6	0-0	5-6	4	5	0	0	0	0	11
at South Carolina	19	0-4	0-0	2-2	6	4	0	2	1	0	2
MISSISSIPPI STATE	13	2-7	1-2	2-2	1	2	1	0	0	1	7
at Tennessee	23	2-5	0-0	3-3	3	1	1	2	0	1	7
ALABAMA	36	6-11	0-1	5-8	8	0	1	2	2	1	17
ARKANSAS	25	2-9	0-1	4-4	2	1	0	1	0	2	8
at Missouri	19	1-3	0-0	4-4	3	2	1	1	0	0	6
at Texas A&M	28	3-7	0-1	2-2	6	1	0	2	3	3	8
OLE MISS	17	0-3	0-0	2-2	0	1	2	0	0	1	2
GEORGIA (SECT)	33	9-11	4-5	2-5	6	2	0	3	1	2	24
FLORIDA (SECT)	28	3-9	0-2	1-3	2	3	1	2	0	2	7
Totals	870	118-264	13-43	78-111	184	74	26	54	28	43	327

Coleman's Year-by-Year Statistics

YEAR	GP-GS	MIN/AVG	FG-A	PCT	3G-A	PCT	FT-FTA	PCT	REBS-AVG.	PF-FO	AST	TO	BLK	STL	PTS/AVG
12-13	31-8	870-28.1	118-264	.447	13-43	.302	78-111	.703	184-5.9	74-3	26	54	28	43	327-10.5
TOTALS	31-8	870-28.1	118-264	.447	13-43	.302	78-111	.703	184-5.9	74-3	26	54	28	43	327-10.5

45

BRANDON EDDLESTONE

F • 6-8 • 245 • FR. • HS
SLIDELL, LA. • NORTHSHORE HS

PRIOR TO LSU

Walk-on to the 2013-14 team ... Prepped at Northshore High School in Slidell ... Four-year letterman under Coach Joey Tolis ... Named First Team All-District, District MVP, All-State Honorable Mention ... Member of the All-New Orleans Area Boys Large School Team selected by NOLA.com/Times Picayune.

PERSONAL

Nickname is "Big B" ... Right Handed ... Born on April 9, 1995 in New Orleans ... Parents are Kenny and Donna Eddlestone ... One brother, Ken ... Major is Mechanical Engineering ... Likes to relax by playing Xbox and hanging out with friends ... Favorite Food is Pizza ... Favorite celebrity is Will Ferrell ... Favorite professional basketball players are Dwyane Wade, LeBron James and Kevin Garnett ... Favorite NBA team is the Miami Heat.



11

SHANE HAMMINK

F • 6-7 • 217 • SO. • 11

MILLINGEN AAN DE RIJN, NETHERLANDS

OAKLEY COLLEGE

Hammink's Season/Career Bests

Points

2012-13: 12, vs. Mississippi Valley State, 11/24/12

Career: 12, vs. Mississippi Valley State, 11/24/12

Rebounds

2012-13: 4, four times

Career: 4, four times

Field Goals Made

2012-13: 4, twice

Career: 4, twice

3 PT FG Made

2012-13: 2, twice

Career: 2, twice

Free Throws Made

2012-13: 2, three times

Career: 2, three times

Assists

2012-13: 4, vs. Chattanooga, 12/11/12

Career: 4, vs. Chattanooga, 12/11/12

Blocks

2012-13: 1, three times

Career: 1, three times

Steals

2012-13: 1, four times

Career: 1, four times

Minutes Played

2012-13: 25, vs. Mississippi Valley State, 11/24/12

Career: 25, vs. Mississippi Valley State, 11/24/12

Top Career Scoring Games

1. 12 vs. Mississippi Valley State, 11/24/12

2. 10 vs. UC Santa Barbara, 11/09/12

3. 6 vs. McNeese State, 11/13/12

4. 3 vs. Seton Hall, 11/29/12

5. 2 nine times



FRESHMAN SEASON (2012-13)

Appeared in 26 games his freshman season with two starts ... Averaged 2.1 points and 1.7 rebounds ... Averaged 10.8 minutes per game ... Two games scoring in double figures - 12 vs. Mississippi Valley State (11/24) and 10 against UC Santa Barbara in season opener (11/09) ... First career start was Mississippi Valley game when he hit 4-of-7 shots with four rebounds and three assists ... Had four assists vs. Chattanooga (12/11) ... Had four rebounds on each of three occasions during the year.

PRIOR TO LSU

The U18 Dutch International was listed as one of the most promising rising stars of the Netherlands ... It was a break out year for Hammink at the Canarias Basketball Academy ... Being named Best Defensive Player at the 2012 Nike Euroleague International Junior Classification Tournament held in Kaunas, Lithuania ... Also named Tournament MVP at the 2012 U23 Tournament in Tourcoing, France ... Hammink averaged 14 points for the Canarias team in the French event ... In the U18 European Championships in 2011, in seven games averaged 12.7 points, 7.3 rebounds and 2.3 assists per game, while shooting 54.2 percent from the floor from inside the arc ... In the 2010 Under 16 championships, he posted averages of 17.8 points per game and 8.9 rebounds.

PERSONAL

Born on July 22, 1994 ... Parents are Geert and Rhonda Hammink ... Father played at LSU from 1989-93 ... Averaged a double-double in 1993 and was a first-team All-SEC selection at center his senior season ... Played in 113 games, averaging 6.5 points and 4.7 rebounds for his career, but 15.3 points and 10.2 rebounds his senior season ... The Hamminks become the fifth Father-Son combination to play at LSU ... Two brothers: Ryan and Nick ... Major at LSU: pre-business ... Likes to listen to music to relax ... Favorite professional basketball players are Kobe Bryant and LeBron James which makes his favorite NBA teams the Lakers and/or Miami.

**Hamminck's Game-by-Game Statistics****2012-13**

OPPONENT	MIN	FG-A	3FG-A	FT-A	REB.	PF	A	TO	BLK	STL	PTS
UC SANTA BARBARA	20	4-8	2-3	0-1	1	2	1	1	0	0	10
McNEESE STATE	19	2-3	1-2	1-2	4	1	2	0	0	0	6
NORTHWESTERN ST	15	0-3	0-2	1-2	3	2	1	2	0	0	1
MISS. VALLEY ST.	25	4-7	2-3	2-2	4	0	3	3	1	0	12
SETON HALL	6	1-2	0-1	1-3	2	0	0	1	0	0	3
CHATTANOOGA	17	0-2	0-1	0-0	4	3	4	1	0	1	0
at Boise State	19	1-2	0-1	0-0	3	3	1	3	0	1	2
at UC Irvine	10	1-3	0-2	0-0	3	2	1	1	0	0	2
at Marquette	11	0-2	0-1	0-0	1	0	0	1	0	1	0
HOUSTON BAPTIST	13	0-0	0-0	1-2	3	2	3	2	0	0	1
BETHUNE-COOKMAN	16	1-3	0-1	0-0	1	1	2	1	1	0	2
at Auburn	10	0-2	0-2	2-2	3	3	0	0	0	0	2
FLORIDA	2	0-1	0-0	0-0	0	0	0	0	0	0	0
at Georgia	6	0-1	0-0	0-0	1	1	0	1	0	0	0
at Kentucky	10	1-1	0-0	0-0	1	1	1	1	0	0	2
MISSOURI	6	0-1	0-1	0-0	0	1	0	0	0	0	0
at Mississippi State	8	1-2	0-1	0-0	0	0	0	1	0	0	2
VANDERBILT	3	0-0	0-0	0-0	0	0	0	0	0	0	0
at Alabama	11	0-2	0-0	0-0	0	1	0	0	0	0	0
at South Carolina	3	0-0	0-0	0-0	0	0	0	0	0	0	0
MISSISSIPPI STATE	2	0-0	0-0	2-2	0	0	0	0	0	0	2
at Tennessee	14	0-2	0-1	0-0	0	2	1	0	0	0	0
ARKANSAS	8	1-2	0-0	0-1	4	1	0	1	0	0	2
at Missouri	12	1-1	0-0	0-0	2	0	0	0	0	0	2
at Texas A&M	6	1-2	0-0	0-0	0	1	0	0	0	0	2
vs. Florida (SECT)	9	0-3	0-0	1-2	3	2	0	0	1	1	1
Totals	281	19-55	5-22	11-19	43	29	20	20	3	4	54

Hamminck's Year-by-Year Statistics

YEAR	GP-GS	MIN/AVG	FG-A	PCT	3G-A	PCT	FT-FTA	PCT	REBS-AVG.	PF-FO	AST	TO	BLK	STL	PTS/AVG
12-13	26-2	281-10.8	19-55	.345	5-22	.227	11-19	.579	43-1.7	29-0	20	20	3	4	54-2.1
Totals	26-2	281-10.8	19-55	.345	5-22	.227	11-19	.579	43-1.7	29-0	20	20	3	4	54-2.1

1

ANTHONY HICKEY

G • 5-11 • 182 • JR. • 2L
HOPKINSVILLE, KY.
CHRISTIAN COUNTY HS

2013 SEC ALL-DEFENSIVE TEAM

Hickey's Season/Career Bests

Points

2012-13: 22, at Missouri, 03/02/13
Career: 22, at Missouri, 03/02/13

Rebounds

2012-13: 7, four times
Career: 7, six times

Field Goals Made

2012-13: 9, at Missouri, 03/02/13
Career: 9, at Missouri, 03/02/13

3 PT FG Made

2012-13: 6, at Missouri, 03/02/13
Career: 6, at Missouri, 03/02/13

Free Throws Made

2012-13: 8, vs. Northwestern State, 11/20/12
Career: 8, vs. Northwestern State, 11/20/12

Assists

2012-13: 7, vs. Alabama, 02/23/13
Career: 7, four times

Blocks

2012-13: 1, five times
Career: 2, vs. Marquette, 12/19/11

Steals

2012-13: 8, vs. Texas A&M, 01/23/13
Career: 8, vs. Texas A&M, 01/23/13

Minutes Played

2012-13: 42, vs. Alabama, 02/23/13
Career: 42, vs. Alabama, 02/23/13





SOPHOMORE SEASON (2012-13)

Played in 29 games with 23 starts, 54 for his first two seasons ... Upped his scoring average over two points to 11.2 a game, while averaging 3.5 rebounds and 3.7 assists a game ... Had 109 assists and just 51 turnovers ... In two seasons, strong assist-to-turnover margin of 234 assists and 114 turnovers ... 19 games scoring double figures (34 in two seasons) ... 18 games of four assists or more for the second straight season including this season six games of six or more ... Equaled his career high of seven in the triple overtime win over Alabama in Baton Rouge (2/23) ... Career best mark of 22 points in the loss at Missouri (3/2), hitting career best six three-pointers ... Other 20-point game came in the first meeting versus Missouri in Baton Rouge, an LSU win (1/30) and 21 against Northwestern State (11/20) ... Had 60 treys, up 16 from his freshman season, and 104 for two years ... Voted to the SEC All-Defensive team by the league coaches ... Had 85 steals on the season including 8 versus Texas A&M (1/23) and 7 in the season opener against UC Santa Barbara ... Had 7 rebounds four times this season, six total in two years ... Was fifth in the league in assists average and the league leader in steals average at 2.9 a game ... 85 steals fourth highest at LSU for a single season and 2.93 average the third best for a single season ... Sixth in the league in 3-point FG percentage (32.8%) and fifth in 3-point FGs made (2.1) ... Third in the league in assist-to-turnover ratio (2.1).

FRESHMAN SEASON (2011-12)

Started 31 of the 33 games in his freshman season ... Posted 16 games in double figures as Hickey displayed a great point guard's ability to not only score but distribute the basketball as well ... 18 games of four assists or more, posting 125 total assists (the most since 2009 by an LSU player) ... Averaged 8.9 points per game, 3.6 rebounds and 3.8 assists per game ... Made All-Tournament in the Charleston Classic in November after three double figure games, highlighted by 20 points in the win over Georgia Tech (11/20) ... Six assists, four steals in upset win over No. 10 Marquette (12/19) ... Averaged 9.5 points per game and 3.4 assists in SEC

play ... In his opening SEC game, hit 4-of-5 treys and had seven assists, no turnovers vs. Ole Miss (1/7) ... Hit game winner with 1.4 seconds to play in overtime to beat Mississippi State (2/14) ... Had 10 points, four assists and five steals versus Kentucky in SEC quarterfinals (3/9) ... Best scoring game of 20 versus Georgia Tech (11/20) and 18 vs. Auburn (1/17) ... Had seven assists three times in SEC play ... Had four treys in four different games this season ... Made 44 for the season ... Averaged 31.2 minutes a game.

PRIOR TO LSU

Named Mr. Basketball in the state of Kentucky ... All-State selection ... Played both basketball and football at Christian County ... Basketball coach is Kerry Stovall ... Team won the basketball 5A championship in a 65-63 win over Rowan City ... In the game, Hickey had 17 points and 12 assists, including the game-winning pass ... For the playoffs, Hickey averaged 22.5 points per game, 7.3 rebounds and 4.8 assists ... For his career scored over 1,300 points, 415 assists and 341 steals ... In his senior season, averaged 18.5 points per game, 4.7 rebounds and 8.3 assists ... Quarterbacked his high school team to the state championship football game and that same night put on his basketball uniform and played in a game some 140 miles away ... Played in the Indiana-Kentucky all-star games, scoring 19 points with eight assists and one turnover in the first game and six points, six rebounds and six assists in game two.

PERSONAL

Born on Nov. 22, 1992 ... Parents are Monica Moore and Anthony Hickey, Sr. ... Two sisters, Coursheka Jessup and Makayla Brown ... Major is Interdisciplinary Studies... Listed things that influenced him to come to LSU were "the environment ... love campus ... fans crazy about sports" ... Favorite food is pasta ... Favorite NBA team is the Miami Heat and favorite player, Derrick Rose ... Favorite singer is Lil Wayne.

Hickey's Year-by-Year Statistics

YEAR	GP-GS	MIN/AVG	FG-A	PCT	3G-A	PCT	FT-FTA	PCT	REBS-AVG.	PF-FO	AST	TO	BLK	STL	PTS/AVG
11-12	33-31	1030/31.2	112-292	.384	44-140	.314	26-47	.553	119-3.6	79-2	125	63	5	69	294-8.9
12-13	29-23	957/33.0	123-319	.386	60-183	.328	20-45	.444	102-3.5	80-1	109	51	5	85	326-11.1
Totals	62-54	1987/32.0	235-611	.385	104-323	.322	46-92	.500	221-3.6	159-3	234	114	10	154	620-10.0



Hickey's Game-by-Game Statistics

2011-12

OPPONENT	MIN	FG-A	3FG-A	FT-A	REB.	PF	A	TO	BLK	STL	PTS
NICHOLLS	27	4-9	3-6	3-4	3	2	5	4	0	4	14
at Coastal Carolina	28	2-8	1-4	0-0	4	4	2	3	0	3	5
vs. Northwestern	33	4-11	0-4	3-5	4	5	4	3	0	3	11
vs. Western Kentucky	26	7-13	2-4	1-1	7	2	4	2	0	3	17
vs. Georgia Tech	37	8-13	4-6	0-0	2	2	4	2	0	0	20
SOUTH ALABAMA	37	4-13	2-4	2-4	3	3	6	0	0	1	12
at Houston	36	1-22	0-4	0-0	5	0	3	4	1	4	2
at Rutgers	34	3-11	0-5	1-2	3	3	5	1	0	0	7
BOISE STATE	37	4-10	0-3	3-6	4	3	5	2	0	3	11
UC IRVINE	29	0-4	0-3	4-4	4	0	3	2	0	1	4
MARQUETTE	29	3-7	2-4	0-4	5	1	6	3	2	4	8
at North Texas	22	0-6	0-4	0-0	2	3	1	1	0	4	0
GRAMBLING	20	2-5	0-1	0-0	4	1	5	1	0	4	4
VIRGINIA	37	3-10	2-7	0-0	3	3	2	1	0	1	8
OLE MISS	25	4-5	4-5	0-0	2	1	7	0	0	3	12
at Alabama	27	4-8	0-1	0-0	5	1	1	3	0	1	8
AUBURN	39	6-12	2-5	4-6	7	2	6	1	0	1	18
at Florida	23	4-10	2-6	0-0	3	5	2	0	0	0	10
at Miss. State	33	6-12	4-7	0-0	1	3	6	4	0	3	16
KENTUCKY	32	2-6	1-3	0-1	4	2	5	0	0	1	5
ARKANSAS	31	6-11	0-3	0-0	2	3	3	2	0	3	12
at Vanderbilt	36	5-16	2-9	0-0	1	3	0	0	0	0	12
ALABAMA	30	1-2	1-2	1-2	5	3	5	1	0	1	4
MISS. STATE	33	4-10	0-5	0-0	3	3	1	2	0	2	8
at South Carolina	35	3-7	2-4	2-4	6	0	7	2	0	3	10
GEORGIA	31	1-4	0-2	0-0	3	1	2	2	0	1	2
at Ole Miss	33	1-7	1-5	0-0	3	2	2	3	0	1	3
TENNESSEE	34	4-9	4-7	0-0	3	2	3	2	0	1	12
at Auburn	31	2-7	2-3	2-3	4	4	2	1	0	1	8
vs. Arkansas (SECT)	36	3-8	1-3	0-0	3	2	7	3	0	2	7
vs. Kentucky (SECT)	40	5-13	0-4	0-0	3	2	4	1	0	5	10
at Oregon (NIT)	21	1-4	0-3	0-1	3	4	4	3	1	2	2
Totals	1030	112-292	44-140	26-47	119	79	125	63	5	69	294

2012-13

OPPONENT	MIN	FG-A	3FG-A	FT-A	REB.	PF	A	TO	BLK	STL	PTS
UC SANTA BARBARA	28	2-7	2-5	0-0	1	1	6	0	0	7	6
McNEESE STATE	23	3-7	3-7	0-0	4	1	6	1	0	1	9
NORTHWESTERN ST.	34	5-13	3-7	8-10	7	3	6	4	0	5	21
MISS. VALLEY STATE	28	2-4	1-3	0-0	3	0	6	4	1	3	5
SETON HALL	38	3-12	1-6	3-5	5	3	2	1	0	6	10
at Boise State	13	1-6	1-4	0-0	0	2	2	1	0	2	3
at UC Irvine	21	4-7	2-5	0-1	3	2	2	0	0	2	10
at Marquette	32	8-18	2-8	0-0	7	4	3	1	0	2	18
BETHUNE-COOKMAN	28	6-11	2-7	0-2	2	2	3	1	0	4	14
at Auburn	37	6-13	1-4	0-1	5	4	4	1	0	3	13
FLORIDA	29	6-12	3-8	0-0	3	3	4	0	1	4	15
SOUTH CAROLINA	35	7-17	4-11	0-0	7	4	4	5	0	2	1
at Georgia	37	4-15	3-10	1-3	6	3	2	2	0	5	12
TEXAS A&M	37	4-16	1-6	1-1	3	4	2	0	1	8	10
at Kentucky	30	5-10	4-7	1-3	0	4	1	0	0	3	15
MISSOURI	38	9-17	1-7	1-2	2	3	4	3	0	2	20
at Mississippi State	29	5-14	2-9	0-1	3	4	4	3	0	1	12
VANDERBILT	38	5-14	4-8	0-0	7	2	5	5	1	1	14
at Alabama	39	4-11	0-4	0-0	4	2	4	1	0	3	8
at South Carolina	33	1-6	0-2	1-4	1	2	5	2	0	3	3
MISSISSIPPI STATE	33	3-8	3-6	1-2	2	3	6	1	0	2	10
at Tennessee	38	5-15	3-9	1-2	1	3	4	2	0	2	14
ALABAMA	42	6-13	1-4	0-2	5	3	7	5	0	5	13
ARKANSAS	39	4-8	2-4	0-0	3	2	5	3	0	2	10
at Missouri	39	8-19	6-14	0-0	3	3	0	1	0	2	22
at Texas A&M	35	1-4	1-4	0-2	4	3	4	1	1	2	3
OLE MISS	39	3-13	2-9	2-4	1	4	2	1	0	1	10
vs. Georgia (SECT)	36	1-5	1-4	0-0	5	5	5	0	0	1	3
vs. Florida (SECT)	29	2-4	1-1	0-0	5	1	1	2	0	1	5
Totals	957	123-319	60-183	20-45	102	80	109	51	5	85	326

Top Career Scoring Games

1. 22	at Missouri, 03/02/13
2. 21	vs. Northwestern State, 11/20/12
3. 20	vs. Missouri, 01/30/13
3. 20	vs. Georgia Tech, 11/20/11
5. 18	vs. South Carolina, 01/16/13
5. 18	at Marquette, 12/22/12
5. 18	vs. Auburn, 01/17/12
8. 17	vs. Western Kentucky, 11/18/11
9. 16	at Mississippi State, 01/25/12
10. 15	at Kentucky, 01/26/13
10. 15	vs. Florida, 01/12/13

4

KEITH HORNSBY

G • 6-4 • 190 • JR. • TR.
WILLIAMSBURG, VA
OAK HILL ACADEMY/UNC ASHEVILLE

Hornsby played two seasons at the University of North Carolina Asheville and will sit out the 2013-14 season under NCAA transfer rules and then have two years of eligibility remaining ... He will be able to practice with the LSU team during the upcoming season

PRIOR TO LSU - UNC Asheville

Played two seasons at UNC Asheville ... As a freshman in 2012, played in all 34 games and earned one start ... Tallied 21 points in home victory over Mars Hill ... 8-of-12 from the field and 3-of-5 from the arc ... Scored 11 points and tied game with three-point play late in regulation at Winthrop ... Third on the team in three-pointers with 15 ... Averaged 4.0 points as a freshman ... In 2013, Hornsby averaged 15.0 points, 4.2 rebounds and 3.1 assists per game, while shooting 37.9 percent from three-point range. He also shot 92.5 percent from the free-throw line (99-107), second best in Division I ... Made 50 treys with a positive assist-to-turnover ratio of 94 assists to 67 turnovers with 43 steals and an average of 33 minutes a contest ... Started 29 starts as a sophomore.

HIGH SCHOOL

Played at Oak Hill Academy (Va.) ... Began his prep career at Hampton Road Academy in Newport News (Va.) before going to Oak Hill ... Tremendous senior year for Oak Hill team that finished 29-4 overall and was ranked fourth nationally ... Averaged 11.4 points, two assists and three rebounds per game as a senior ... Led the Warriors in three-point shooting at 50.4 percent ... Junior year averaged six points and three assists ... Finished his career with 1,341 points ... Earned academic award for basketball team and was student speaker at graduation ... President of student government.

PERSONAL

Full name is Keith Randall Hornsby ... Born on Jan. 30, 1992 ... Parents are Bruce and Kathy Hornsby ... Father is the Grammy-Award winning musician ... One brother, Russell, who runs track at the University of Oregon ... Major is mass communications.



22

DARCY MALONE

C • 7-0 • 229 • FR. • HS
CANBERRA, AUSTRALIA
ACT ACADEMY OF SPORT

PRIOR TO LSU

Played for the Canberra Gunners of the ACT Academy of Sports in Australia ... Played for Australia most recently in the FIBA 2012 U17 World Championship Tournament, earning the silver medal ... Coach was Jason Denley ... Team won state and regional championships in 2009 and 2012 ... School lost by two in OT to finish as national runnerup in 2012 ... Averaged 25 points, 19 rebounds and four blocks per game his senior season ... Also participated in track and field high jump, shot put and discus events.

PERSONAL

Born on Jan. 2, 1995 in Canberra ... Right handed ... Of coming to LSU said, "Great team, great players, great staff, atmosphere and community ... Parents are Angela Maher, Christopher Maher (stepdad) and Anthony Malone (dad) ... Four siblings - Brydie, Riley, Stella and Nena ... His grandfather played Australian Rules Football ... Major is business management ... Likes to watch movies and listen to music and hang with his "mates" ... Favorite food is schnitzel ... Favorite Pro Basketball Player is Chauncey Billups and favorite NBA team is the Detroit Pistons.



12

JARELL MARTIN

F • 6-9 • 241 • FR. • HS
BATON ROUGE, LA. • MADISON PREP HS

PRIOR TO LSU

Winner of the 2013 Farm Bureau/Mr. Basketball award given annually by the Louisiana Sports Writers Association to the top player in the state of Louisiana ... Averaged 26.3 points, 14.8 rebounds, 4.7 assists and 4.1 blocked shots ... One of the nation's top prospects in the recruiting class of 2012-13 ... Led Madison Prep to the state semifinals in 2012 and to the school's first state title in Class B in 2013 High School Basketball Coach is Jeffery Jones ... Martin was also named the Class B Player of the Year by the Louisiana Association of Basketball Coaches in 2011 and 2012 ... Martin had 10 points in the McDonald's All-Star game and a dunk that was rated the third best in the nation on ESPN SportsCenter.

PERSONAL

Born May 24, 1994 ... Nicknames "Slim" or "Rell" ... Mom is Joyce Veal ... Three other siblings ... Anticipated Major at LSU is Sports Administration ... Hobbies include working out and watching movies ... Favorite Food is pizza and dessert he listed "Brownies and Ice Cream." ... Came to LSU because "it is home where my family and friends can come watch." ... Favorite TV Show is "Family Guy" ... Favorite Professional Basketball Player is LeBron James ... Favorite NBA Team is Miami Heat.



25

JORDAN MICKEY

F • 6-8 • 220 • FR. • HS
DALLAS, TEXAS • PRIME PREP ACADEMY

PRIOR TO LSU

Consensus four-star recruit who played his senior season at Prime Prep Academy for Coach Ray Forsett after playing at Arlington Grace Prep ... Averaged 16 points and 10 rebounds, with two blocks ... Grace Prep won the state Texas championship his junior season ...

PERSONAL

Born July 9, 1994 ... Nickname is "JMick" ... Right handed ... Listed "The Atmosphere" as the influence to come to LSU ... Parents are James Wright, Torand Hunter ... Major is engineering.. Likes to "go to movies" to relax ... Favorite food is Mexican ... Favorite NBA player is Kevin Durant of the Oklahoma City Thunder.



24

MALIK MORGAN

G • 6-4 • 199 • SO. • 1L

RIVER RIDGE, LA. • JOHN CURTIS HS

Morgan's Season/Career Bests

Points

2012-13: 12, at Tennessee, 02/19/13

Career: 12, at Tennessee, 02/19/13

Rebounds

2012-13: 8, vs. Chattanooga, 12/11/12

Career: 8, vs. Chattanooga, 12/11/12

Field Goals Made

2012-13: 4, twice

Career: 4, twice

3 PT FG Made

2012-13: 2, five times

Career: 2, five times

Free Throws Made

2012-13: 4, twice

Career: 4, twice

Assists

2012-13: 5, vs. Mississippi State, 02/16/13

Career: 5, vs. Mississippi State, 02/16/13

Blocks

2012-13: 2, vs. Florida, 01/12/13

Career: 2, vs. Florida, 01/12/13

Steals

2012-13: 5, vs. NW State, 11/20/12

Career: 5, vs. NW State, 11/20/12

Minutes Played

2012-13: 32, vs. Texas A&M, 01/23/13

Career: 32, vs. Texas A&M, 01/23/13

Top Career Scoring Games

1. 22 at Missouri, 03/02/13

1. 12 at Tennessee, 02/19/13

2. 11 at Georgia, 01/19/13

3. 10 vs. UC Santa Barbara, 11/09/12

4. 9 vs. Vanderbilt, 02/06/13

4. 9 vs. Houston Baptist, 12/28/12

6. 8 vs. Seton Hall, 11/29/12

7. 7 six times



FRESHMAN SEASON (2012-13)

Morgan played in all 31 games at LSU, with 14 starts and proved a factor in many games for the Tigers ... Averaged 5.3 points per game and 2.9 rebounds, while averaging 18.4 minutes a game ... Three games in double figures - 12 at Tennessee (2/19); 11 at Georgia (1/19) and 10 in his first LSU game vs. UC Santa Barbara (11/09) ... Eight points against Seton Hall (11/29) where Morgan was 3-of-4 from the field with 2 treys was huge as LSU came back from 16-point second-half deficit ... Season best 5 assists vs. Mississippi State (2/16) and 5 steals vs. Northwestern State (11/20) ... Best of 8 rebounds against Chattanooga (12/11) ... Made 25 three-pointers and 40.9 percent of all field goal attempts.

PRIOR TO LSU

Led John Curtis to its first Class 2A State Championship in 2012, earning All-State First Team honors from the Louisiana Sports Writers Association ... Was named the Class 2A Player of the Year by the LSWA ... Averaged 18.1 points, five assists and 4.3 rebounds to earn District 10-2A Player of the Year honors and help the Patriots earn the No. 1 playoff seed ... Had a career high of 56 points and 10 rebounds in a game versus Riverside Academy ... Coach Mike Krajcer was named Coach of the Year as Patriots capped off a 30-3 season.

PERSONAL

Born on Jan. 31, 1994 ... Left handed ... Honor Student at John Curtis ... Parents are Detra and Sam Morgan ... Siblings are Kai Morgan (14) and Kolby Morgan (16) ... Mother attended LSU and played volleyball at LSU (1983-86) ... Detra (Brown) played on two SEC Championship teams at LSU (1985-86) and led the team in kills, hitting percentage and digs in 1985 ... Cousin Aaron Morgan is a football defensive end for the Jacksonville Jaguars ... Said LSU was "my dream school since I was a baby since my mother played volleyball at LSU" ... Major at LSU is sports management ... Likes to watch TV to relax ... Lists as his hobby "playing basketball with brother and sister" ... Favorite food is Shrimp Pasta ... Favorite NBA players is Kevin Durant of Oklahoma City, but favorite team is the NBA champion, Miami Heat.



Morgan's Game-by-Game Statistics

2012-13 OPPONENT	MIN	FG-A	3FG-A	FT-A	REB.	PF	A	TO	BLK	STL	PTS
UC SANTA BARBARA	23	4-7	1-3	1-2	6	3	2	1	1	3	10
MCNEESE STATE	20	2-4	0-1	0-1	5	2	3	2	1	0	4
NORTHWESTERN ST.	21	3-9	0-4	0-3	4	2	2	1	0	5	6
MISS. VALLEY STATE	11	1-3	1-3	0-0	1	3	2	1	0	2	3
SETON HALL	16	3-4	2-2	0-0	2	2	0	1	0	1	8
CHATTANOOGA	29	2-7	1-4	2-4	8	2	2	1	0	4	7
at Boise State	21	2-3	2-3	0-0	1	4	3	1	1	1	6
at UC Irvine	9	0-3	0-1	0-0	1	2	2	1	0	0	0
at Marquette	4	0-1	0-1	0-0	0	0	0	0	0	0	0
HOUSTON BAPTIST	29	2-6	2-3	3-4	4	1	0	1	1	1	9
BETHUNE-COOKMAN	5	0-1	0-1	0-0	0	2	1	0	1	0	0
at Auburn	6	1-2	1-1	0-0	1	0	0	0	0	0	3
FLORIDA	25	2-8	1-4	1-3	5	2	0	0	2	3	6
SOUTH CAROLINA	27	3-7	1-5	0-0	5	2	4	0	1	2	7
at Georgia	30	3-5	1-2	4-6	4	5	0	1	0	3	11
TEXAS A&M	32	3-7	1-4	0-0	7	2	2	1	0	3	7
at Kentucky	25	1-4	0-2	2-2	3	4	0	0	0	0	4
MISSOURI	15	1-3	0-2	3-3	2	3	0	1	0	1	5
at Mississippi State	23	3-8	1-4	0-0	4	3	1	0	0	2	7
VANDERBILT	27	3-7	2-5	1-2	3	2	2	1	1	2	9
at Alabama	25	2-5	1-2	2-2	2	5	1	0	0	0	7
at South Carolina	10	0-1	0-1	0-0	1	2	0	3	0	0	2
MISSISSIPPI STATE	20	2-5	1-2	0-0	7	1	5	2	0	1	5
at Tennessee	20	4-7	2-3	2-2	2	5	1	0	0	0	12
ALABAMA	22	1-5	0-3	4-5	1	3	1	1	1	1	6
ARKANSAS	20	3-5	1-3	0-1	3	1	3	3	0	2	7
at Missouri	4	0-0	0-0	0-0	0	3	0	0	0	0	0
at Texas A&M	17	2-3	1-1	0-0	2	2	2	1	0	1	5
OLE MISS	15	2-3	1-1	0-0	3	1	0	2	0	0	5
vs. Georgia (SECT)	4	0-1	0-1	0-0	0	1	0	0	0	0	0
vs. Florida (SECT)	15	1-3	1-2	1-2	3	1	0	1	0	0	4
Totals	570	56-137	25-74	26-42	90	71	39	27	10	38	163

Morgan's Year-by-Year Statistics

YEAR	GP-GS	MIN/AVG	FG-A	PCT	3G-A	PCT	FT-FTA	PCT	REBS-AVG.	PF-FO	AST	TO	BLK	STL	PTS/AVG
12-13	31-14	570/18.4	56-137	.409	25-74	.338	26-42	.619	90-2.9	71-3	39	27	10	38	163-5.3
Totals	31-14	570/18.4	56-137	.409	25-74	.338	26-42	.619	90-2.9	71-3	39	27	10	38	163-5.3

2

JOHNNY O'BRYANT III

FORWARD • 6-9 • 256 • JR. • 2L
CLEVELAND, MISS. • EAST SIDE HS

COACHES ALL-SEC FIRST TEAM, 2013
AP ALL-SEC SECOND TEAM, 2013
USBWA ALL-DISTRICT, 2013

O'Bryant's Season/Career Bests

Points

2012-13: 30, at South Carolina, 02/14/13

Career: 30, at South Carolina, 02/14/13

Rebounds

2012-13: 14, at Georgia, 01/19/13

Career: 14, at Georgia, 01/19/13

Field Goals Made

2012-13: 13, at South Carolina, 02/14/13

Career: 13, at South Carolina, 02/14/13

3 PT FG Made

2012-13: 1, three times

Career: 1, five times

Free Throws Made

2012-13: 7, vs. Ole Miss, 03/09/13

Career: 10, vs. Arkansas, 03/08/12

Assists

2012-13: 8, vs. Mississippi State, 02/16/13

Career: 8, vs. Mississippi State, 02/16/13

Blocks

2012-13: 3, vs. Chattanooga, 12/11/12

Career: 3, vs. Chattanooga, 12/11/12

Steals

2012-13: 2, three times

Career: 2, four times

Minutes Played

2012-13: 51, vs. Alabama, 02/23/13

Career: 51, vs. Alabama, 02/23/13





SOPHOMORE SEASON (2012-13)

Started 28-of-29 games ... Averaged a team best 13.6 points per game (up 5.1 points from his freshman season) ... Averaged 8.7 rebounds (up two rebounds from his freshman season) ... Shot 48 percent from the field (153-of-319) and averaged 29.1 minutes per game ... Finished second in the league with 15 double doubles (17 career) ... Had a five game stretch of double doubles starting at Georgia (1/19) through the road Mississippi State game (2/2) ... The last player to have at least five-straight double doubles was Glen Davis in the 2005-06 season ... A total of 12 of the 15 double doubles came against SEC teams ... 22 games scoring in double figures, 34 over two seasons ... 20 career games with double figure rebounds ... Five games over 20 points topped by career best 30 at South Carolina (2/14) ... First LSU player to score 30 points in a game since Tasmin Mitchell vs. Auburn (1/20/10) ... Also had 24 vs. Alabama (2/23) and at Tennessee (2/19); 22 at Alabama (2/9) and 21 at Kentucky (1/26) ... Career rebound best of 14 at Georgia (1/19) ... Made 13 field goals in the win at Carolina (2/14) ... In home win vs. Mississippi State, had career best eight assists (2/16) ... Played 51 minutes in the triple overtime vs. Alabama (2/23) ... No. 12 in scoring and No. 3 in rebounding overall; fourth in field goal percentage (48.7%) ... In conference games averaged 14.7 ppg (6th in the SEC) and 9.4 rpg (2nd).

FRESHMAN SEASON (2011-12)

Played in 28 games with 17 starts, missing the first five SEC games because of a freak hand injury in practice prior to the first league contest ... Averaged 8.5 points per game and 6.7 rebounds a contest ... 12 games in double figures with a high of 21 against Northwestern in the Charleston Classic (11/17) ... Best SEC games were 17 points versus Alabama (2/11) and 18 in the SEC Tournament win over Arkansas (3/8) ... Had season best of 11 rebounds against Arkansas, at Ole Miss and Arkansas in the SEC

Tournament ... Two double-doubles ... Averaged 21.4 minutes per contest ... Scored 12 points in the NIT game at Oregon (3/13) ... Was 14-of-23 at the free throw line in the three post-season contests in the SEC Tournament and the NIT ... Had 12 points in regular season meeting with Kentucky (1/28) ... Three games with six field goals made.

PRIOR TO LSU

Named McDonald's All-American and Parade magazine All-American after a stellar senior season that earned him post-season all-star appearances in the nationally-televised McDonald's and Jordan Brands Classic All-Star games ... Played for Coach Leroy Cotton at Eastside ... Averaged 21 points, 16 rebounds, three assists and five blocks in his senior season and 17 points and 13 rebounds for his career ... O'Bryant III scored 10 points in the Jordan game in Charlotte, N.C., playing 18 minutes, making 5-of-9 field goal attempts ... He grabbed four rebounds and had one assist and one block ... In the McDonald's game in Chicago, O'Bryant III scored nine points with seven rebounds, two assists and three steals in 18 minutes of play with no turnovers ... O'Bryant III was named the third team center on the 2011 USA Today All-USA Boys Basketball Team.

PERSONAL

Full name is Johnny Lee O'Bryant III ... Born on June 1, 1993 ... Parents are Angela Moore and Johnny O'Bryant, Jr. ... Two older siblings - Lashandra Walker and Quadray Walker ... Major at LSU is sports administration ... Said "the school pride, and my friends Andre Stringer and Jalen Courtney" influenced him in his decision to come to LSU ... One of his hobbies is playing video games ... Favorite food is chicken alfredo ... Favorite NBA team is Los Angeles Lakers and favorite NBA player is Carmelo Anthony of the Knicks ... Favorite singers are Drake, J-Cole and Lil' Wayne.

O'Bryant's Year-by-Year Statistics

YEAR	GP-GS	MIN/AVG	FG-A	PCT	3G-A	PCT	FT-FTA	PCT	REBS-AVG.	PF-FO	AST	TO	BLK	STL	PTS/AVG
11-12	28-17	600-21.4	91-228	.399	2-12	.167	55-88	.625	187-6.7	58-2	11	66	21	15	239-8.5
12-13	29-28	845-29.1	153-319	.480	3-12	.250	84-141	.596	253-8.7	89-6	49	93	20	15	393-13.6
Totals	57-45	1445-25.4	244-547	.446	5-24	.208	139-229	.607	440-7.7	147-8	60	159	41	30	632-11.1

O'Bryant's Game-by-Game Statistics

2011-12

OPPONENT	MIN	FG-A	3FG-A	FT-A	REB.	PF	A	TO	BLK	STL	PTS
Nicholls	21	6-13	0-1	0-0	8	1	1	0	2	0	12
at Coastal Carolina	13	4-11	1-3	0-0	3	5	0	0	0	0	9
Northwestern (CC)	22	6-8	0-0	9-11	8	4	1	3	1	1	21
W. Kentucky (CC)	10	1-6	0-1	0-2	4	3	0	4	1	0	2
Georgia Tech (CC)	17	2-5	1-1	0-0	7	0	1	2	0	0	5
South Alabama	25	4-11	0-0	1-2	8	2	0	2	1	0	3
at Houston	17	0-7	0-1	3-4	7	2	0	2	1	0	3
at Rutgers	27	4-10	0-1	3-5	6	1	0	4	1	1	11
Boise State	22	5-6	0-0	0-0	7	1	0	2	0	0	10
UC Irvine	20	1-6	0-1	2-4	7	1	0	2	0	1	4
Marquette	14	0-1	0-0	0-0	3	1	0	3	1	0	0
at North Texas	20	4-10	0-0	3-4	10	1	0	2	0	1	11
Grambling	19	5-7	0-0	0-0	6	0	1	0	1	0	10
Virginia	24	1-4	0-0	2-2	3	3	1	3	0	1	4
at Miss. State	20	3-7	0-2	0-0	4	3	0	2	0	0	6
Kentucky	28	6-15	0-1	0-0	9	1	0	4	2	1	12
Arkansas	23	2-11	0-0	4-8	11	1	0	6	2	0	8
At Vanderbilt	17	2-5	0-0	0-0	6	4	0	0	2	0	4
Alabama	29	5-9	0-0	7-9	9	1	3	2	0	1	17
Miss. State	26	2-6	0-0	0-1	4	2	0	2	1	2	4
at South Carolina	16	4-9	0-0	0-0	7	3	0	4	2	0	8
Georgia	24	5-10	0-0	4-6	8	1	3	2	0	1	17
At Ole Miss	28	4-9	0-0	1-2	11	3	0	4	0	1	9
Tennessee	24	5-9	0-0	1-3	4	2	0	0	1	0	11
at Auburn	25	1-9	0-0	1-2	8	2	1	5	0	2	3
vs. Arkansas (SECT)	22	4-9	0-0	10-17	11	1	0	2	0	0	18
vs. Kentucky (SECT)	17	1-5	0-0	0-0	6	5	1	2	0	2	2
at Oregon (NIT)	30	4-10	0-0	4-6	2	4	1	3	1	0	12
Totals	600	91-228	2-12	55-88	187	58	11	66	21	15	239

2012-13

OPPONENT	MIN	FG-A	3FG-A	FT-A	REB.	PF	A	TO	BLK	STL	PTS
UC SANTA BARBARA	11	6-10	1-3	0-1	8	1	0	1	0	1	13
NORTHWESTERN ST.	19	6-11	0-1	1-3	6	5	1	2	0	0	13
MISS. VALLEY STATE	24	4-6	0-0	3-7	10	3	1	4	0	1	11
SETON HALL	33	5-11	0-0	3-5	11	2	1	2	1	0	13
CHATTANOOGA	28	7-14	1-1	3-6	10	2	1	4	3	1	18
at Boise State	22	6-8	0-0	3-4	5	5	0	6	1	0	15
at UC Irvine	34	4-12	0-1	1-2	13	2	2	4	1	0	9
at Marquette	32	7-17	0-0	0-0	5	5	3	1	0	0	14
BETHUNE-COOKMAN	5	1-3	0-0	0-0	0	1	0	1	0	0	2
at Auburn	25	3-8	0-1	0-0	7	4	0	4	1	0	6
FLORIDA	14	1-8	0-1	0-0	5	2	1	1	0	0	2
SOUTH CAROLINA	23	4-9	0-1	1-2	6	5	0	4	1	1	9
at Georgia	34	5-8	0-0	6-8	14	2	2	5	1	0	16
TEXAS A&M	35	6-10	0-0	2-5	10	1	2	5	0	2	14
at Kentucky	39	9-22	1-1	2-2	12	3	2	4	0	0	21
MISSOURI	38	4-9	0-0	6-11	11	3	3	3	1	1	14
at Mississippi State	32	4-9	0-0	4-4	12	5	2	3	2	2	12
VANDERBILT	26	3-11	0-0	4-6	5	3	2	1	0	0	10
at Alabama	35	9-17	0-0	4-6	11	3	2	5	0	0	22
at South Carolina	34	13-19	0-0	4-6	10	4	1	4	1	0	30
MISSISSIPPI STATE	36	5-7	0-0	0-0	11	2	8	2	1	0	10
at Tennessee	31	9-16	0-0	6-8	8	5	1	4	1	2	24
ALABAMA	51	9-15	0-1	6-9	10	2	3	4	1	0	24
ARKANSAS	21	1-5	0-0	3-6	8	4	2	3	1	0	5
at Missouri	36	7-14	0-0	4-6	8	2	1	3	0	0	18
at Texas A&M	31	4-10	0-0	3-4	10	4	2	5	1	0	11
OLE MISS	33	5-9	0-0	7-7	12	2	3	4	0	1	17
vs. Georgia (SECT)	38	3-14	0-1	6-17	12	3	2	2	1	2	12
vs. Florida (SECT)	25	3-7	0-0	2-6	3	4	1	2	1	1	8
Totals	845	153-319	3-12	84-141	253	89	49	93	20	15	393

Top Career Scoring Games

1. 30	at South Carolina, 02/14/13
2. 24	vs. Alabama, 02/23/13
2. 24	at Tennessee, 02/19/13
4. 22	at Alabama, 02/09/13
5. 21	at Kentucky, 01/26/13
5. 21	vs. Northwestern, 11/17/11
7. 18	at Missouri, 03/02/13
7. 18	vs. Chattanooga, 12/11/12
7. 18	vs. Arkansas (SEC Tournament), 03/08/12
10. 17	twice



55

TIM QUARTERMAN

G • 6-6 • 173 • FR. • HS
SAVANNAH, GA. • JOHNSON HS

PRIOR TO LSU

Named regional player of the year in Georgia for the third straight season in Region 1-AAA ... Named the Class AAA state player of the year by the Georgia Sportswriters' Association and the Atlanta Journal Constitution ... For two years, Quarterman was selected as the Savannah Morning News Player of the Year ... Led the Johnson HS Atom Smashers to the Class AAA state title, scoring a game-high 21 points in the championship game ... Averaged 19.5 points, 6-2 rebounds, 5.1 assists and 3.4 steals per game ... Scored 35 points in a loss to national power Oak Hill Academy ... 17.3 ppg as a junior ... High School Coach was Utaff Gordon.

PERSONAL

Nickname is "Puncho" ... Born on Oct. 27, 1994 in Savannah ... Mom is Melissa Quarterman ... Major is sports administration ... Favorite food is chicken ... Favorite NBA players are Tracy McGrady, Penny Hardaway, Kevin Durant.



31

JOHN ODO

F • 6-9 • 236 • JR. • JC
LAGOS, NIGERIA
FALOMA HS/HILL (TEXAS) JC

PRIOR TO LSU

Earned honorable mention junior college All-American honors in 2012 at Hill College, averaging 12.4 points and 14.3 rebounds a game ... Came to LSU in January 2013 after graduating from Hill and was able to practice with the team during the spring semester ... Members of the Region V All-Region team ... His rebound average led the junior college national stats (14.276) ... Third in the nation in blocks per game in 2011-12 (4.690) ... Second team All-Great Rivers Athletic Conference in 2011; First Team in 2012.

PERSONAL

Full name is John Ikechukwu Odo ... Left handed ... Born on August 1, 1990 ... Parents are Joseph and Blessing Odo ... One older brother, Earnest; and, three sisters - Malaeh, Juliet, Hilary ... Favorite food is pizza ... Favorite pro basketball player LeBron James ... Favorite NBA team is Miami Heat ... Anticipated major at LSU is interdisciplinary studies.



3

HENRY SHORTESS

G • 5-9 • 160 • FR. • HS
BATON ROUGE, LA. • UNIVERSITY HIGH

PRIOR TO LSU

Walk-on to the 2013-14 team ... Prepped at University Lab School on the LSU campus ... Shooting guard for Coach Joe Spencer for four years at U-High and four-year letter winner in tennis for coach John Wahlborg ... Earned two-time first team All-District honors in basketball and was a two-time All-Metro selection in tennis ... In his senior year at U-High averaged 10.2 points per game, making 43 percent of his three-pointers and 94% of his free throws.

PERSONAL

Born on Feb. 23, 1995 ... Right Handed ... Parents are John and Paula Shortess ... Sister, Abby; Brother, Eli ... Major at LSU is international studies ... Member of the National Honor Society at U-High ... Likes to play golf and listen to music to relax ... Favorite food is Red Beans and Rice and Favorite Celebrity is Will Ferrell ... Favorite Professional Basketball Player is Chris Paul and Favorite NBA team the state's New Orleans Pelicans.



10

ANDRE STRINGER

G • 5-10 • 190 • SR. • 3L
JACKSON, MISS. • FOREST HILL HS

Stringer's Season/Career Bests

Points:

2012-13: 20, at Marquette, 12/22/12
Career: 21, twice

Rebounds

2012-13: 7, at Missouri, 03/02/13
Career: 7, at Missouri, 03/02/13

Field Goals Made

2012-13: 7, three times
Career: 7, four times

3 PT FG Made

2012-13: 6, at Marquette, 12/22/12
Career: 6, at Marquette, 12/22/12

Free Throws Made

2012-13: 6, vs. Missouri, 01/30/13
Career: 11, vs. Houston, 11/30/10

Assists

2012-13: 4, four times
Career: 7, vs. Arkansas, 01/12/11

Blocks

2012-13: 2, vs. Ole Miss, 03/09/13
Career: 2, twice

Steals

2012-13: 3, twice
Career: 4, twice

Minutes Played

2012-13: 39, twice
Career: 39, four times



JUNIOR SEASON (2012-13)

Averaged in double figures for the third straight season with a 10.4 scoring average ... He also averaged 2.0 assists and 1.9 rebounds a game ... Appeared in all 31 games, starting 25 and averaged 30.6 minutes per game ... Over three seasons has started 79 of 91 career games and played 2,834 minutes ... Continued his strong improvement from the arc, hitting 67 treys and 40.9 percent of his three-pointers ... As a freshman, hit 29.5 percent and 31.7 percent as a sophomore ... Hit 168 total treys in three years, which ties him for eighth starting his senior year on the LSU career three-point list ... Enters the year just 36 points of becoming the 39th player in LSU history to score 1,000 career points ... 48 career double figure games ... Five games this season with four assists ... Made 6 threes at Marquette (12/22), hitting 6-of-10 ... First player to hit 6 treys in a game since 2009 ... Had season high of 20 points in that game, one off his twice-scored career high of 21 ... Played 39 minutes twice, making four times in his career ... Career best of seven rebounds at Missouri (3/2).

SOPHOMORE SEASON (2011-12)

Started 24 of 28 games played (missed five non-conference games because of injury), averaged 10.1 points per game, 2.0 rebounds per game and 2.7 assists a contest ... Averaged a team high 32.2 minutes per game ... 16 games in double figures ... 35 in two seasons ... Season high of 20, one off career high, against South Alabama (11-23) ... Hit 6-of-10 field goals, including 3-of-6 three-pointers and season high 5 free throws ... Best SEC game of the year was against Georgia (2-22), scoring 18 points, again hitting 6 field goals, including 4 treys ... Best assist game was the NIT game at Oregon to conclude the season with 6 ... Eight games of 4 assists or more this season, 18 for his first two years ... Three times in her career played 39 minutes ... Had double figure scoring in all three post-season games - 11 vs. Arkansas and Kentucky in the SEC Tournament and 10 in the NIT ... Made 6-of-14 treys (42.8 percent) in the post-season ... Made 101 treys during his first two seasons ... Positive assist-to-turnover ratio in both of his first two seasons.

FRESHMAN SEASON (2010-11)

Averaged 11.2 points per game and 2.6 assists while playing in all 32 games, starting 30 ... Averaged a team high 30.7 minutes a game ... Led the team in three-pointers made with 57 while also making 77.2 percent of free throws (98-127) ... 19 games in double figures ... Season high of 21 twice - season opener vs. Northwestern State (11/12) and at South Alabama (11/28) ... Best of six rebounds vs. McNeese (12/16) ... Hit four three pointers in five different games ... Made 11-of-12 free throws in the win over Houston (11/30) ... Best of seven assists in win over Arkansas (1/12) ... 10 games of four assists or more.

PRIOR TO LSU

Named Mr. Basketball in the state of Mississippi ... Coached at Forest Hill by Clay Norton and Robert Stewart ... Two-time Gatorade Mississippi Player of the Year, one of two players on the LSU team to have won the award in both 2009 and 2010 ... All-time leading scorer at Forest Hill High School, averaging 26 points a game and nine assists ... Scored over 2,400 points in his career ... Had 61 points in one game versus Jim Hill High School ... Played in the Mississippi-Alabama all-star basketball game at the end of the year.

PERSONAL

Born in Atlanta, Ga., on Dec. 4, 1991 ... Parents are Frances and Michael Stringer ... One older brother, Michael ... Major is sports administration ... Hobbies include video games ... Favorite food is macaroni and cheese ... Favorite NBA team is the New Orleans Pelicans and favorite NBA player is Chris Paul ... Favorite athlete outside the NBA is boxer Floyd Mayweather ... Listed his brother as the biggest influence ... Favorite singer is Alicia Keys.



Stringer's Game-by-Game Statistics

2010-11

OPPONENT	MIN	FG-A	3FG-A	FT-A	REB.	PF	A	TO	BLK	STL	PTS
NORTHWESTERN ST.	25	5-10	4-9	7-10	3	4	5	6	0	0	21
NICHOLLS	31	4-13	3-8	3-3	2	0	3	0	0	0	14
UT-MARTIN	32	3-12	1-7	8-9	2	2	1	2	0	3	15
vs. Memphis	31	2-6	1-3	8-11	2	2	2	3	0	1	13
CENTENARY	19	5-7	4-6	2-3	0	1	4	1	0	1	16
at South Alabama	30	7-13	4-6	3-4	4	1	3	2	1	2	21
HOUSTON	24	1-6	0-4	11-12	3	3	4	0	3	13	
CENTRAL MICHIGAN	21	1-6	0-2	6-6	1	3	0	6	0	1	8
MCNEESE STATE	38	5-12	2-5	3-4	6	3	5	4	2	0	15
vs. Wichita State	32	5-15	2-8	6-8	2	2	1	2	0	1	18
NORTH TEXAS	20	3-4	1-1	0-0	1	4	0	1	1	0	7
SOUTHERN	32	2-11	2-8	0-0	5	1	4	1	0	0	6
at Rice	27	5-12	4-8	5-8	0	5	4	2	0	2	19
at Virginia	35	2-6	1-3	1-2	2	0	1	2	0	1	6
at Auburn	37	3-13	2-11	1-3	2	0	3	1	0	2	9
ARKANSAS	35	2-8	1-5	6-9	4	0	7	2	0	1	11
at Kentucky	40	3-16	0-10	0-0	4	2	1	4	0	1	6
OLE MISS	32	3-6	3-5	2-2	1	1	2	2	0	0	11
at Tennessee	36	1-8	1-8	3-5	2	2	3	4	0	1	6
at Alabama	36	4-7	2-4	3-5	1	1	2	1	0	1	13
SOUTH CAROLINA	36	5-12	3-8	6-7	4	2	2	3	0	0	19
MISSISSIPPI STATE	36	6-14	3-10	0-0	3	3	4	2	0	3	15
at Ole Miss	29	1-8	0-5	0-0	3	4	5	2	0	1	2
at Arkansas	39	1-4	0-2	2-2	0	1	4	3	0	1	4
ALABAMA	29	0-4	0-2	4-5	2	4	2	5	0	3	4
FLORIDA	28	3-8	2-6	1-2	2	0	2	2	0	0	9
at Miss. State	27	4-11	2-6	0-0	0	3	0	2	1	0	2
VANDERBILT	29	4-14	2-10	0-0	2	0	2	4	0	0	10
at Georgia	31	1-4	0-3	0-0	4	2	0	4	0	0	2
AUBURN	31	1-7	1-6	2-2	3	3	2	1	0	1	5
vs. Vanderbilt (SECT)	30	3-10	2-6	5-5	4	0	1	3	0	0	13
Totals	981	101-302	57-193	98-127	76	63	85	82	4	34	357

Andre Stringer

2011-12

OPPONENT	MIN	FG-A	3FG-A	FT-A	REB.	PF	A	TO	BLK	STL	PTS
NICHOLLS STATE	29	3-5	3-5	3-3	1	1	4	2	0	4	12
at Coastal Carolina	29	3-13	1-6	1-2	2	2	1	2	0	3	8
vs. Northwestern	33	4-11	3-7	4-4	1	1	3	2	0	2	15
vs. Western Kentucky	25	2-6	1-3	0-0	1	4	3	2	0	3	5
vs. Georgia Tech	33	3-7	1-3	4-4	1	2	1	2	0	0	11
SOUTH ALABAMA	30	6-10	3-6	5-6	2	1	4	2	0	1	20
at Houston	35	4-9	2-4	3-4	5	1	1	2	0	2	13
at Rutgers	36	4-8	3-6	2-2	3	1	1	4	0	1	13
VIRGINIA	24	1-4	0-0	2-2	3	3	1	3	0	1	4
OLE MISS	28	3-11	1-2	3-5	3	2	5	1	0	1	10
at Alabama	36	5-11	3-6	0-0	4	2	1	4	0	0	13
at Arkansas	35	4-13	1-7	0-0	6	4	4	3	0	1	9
AUBURN	33	1-7	1-6	0-0	1	3	2	3	0	0	3
at Florida	36	2-10	1-3	0-0	1	0	2	2	0	0	5
at Miss. State	25	5-12	2-5	5-5	4	2	1	1	0	0	17
KENTUCKY	28	2-7	0-3	4-4	0	2	4	0	0	0	8
ARKANSAS	35	1-8	0-7	2-2	1	2	3	0	0	2	4
at Vanderbilt	28	1-1	0-7	2-2	5	3	5	1	0	2	4
ALABAMA	35	5-11	1-5	4-5	1	1	2	1	0	1	15
MISS. STATE	36	4-9	1-4	1-2	0	2	5	2	0	3	10
at South Carolina	38	2-8	0-2	5-8	3	2	3	1	0	1	9
GEORGIA	34	6-12	4-9	2-2	1	1	2	0	0	0	18
at Ole Miss	34	3-11	2-7	2-2	1	3	3	1	0	2	10
TENNESSEE	32	1-4	0-1	4-6	0	2	3	1	0	0	6
at Auburn	26	2-6	2-4	0-0	1	4	2	3	0	1	6
vs. Arkansas (SECT)	27	3-5	3-4	2-3	4	4	3	0	0	2	11
vs. Kentucky (SECT)	38	4-15	1-4	2-2	3	2	2	2	0	4	11
at Oregon (NIT)	36	4-10	2-6	0-0	2	1	6	3	0	1	10
Totals	903	90-258	44-139	60-73	57	56	76	49	0	37	284

2012-13

OPPONENT	MIN	FG-A	3FG-A	FT-A	REB.	PF	A	TO	BLK	STL	PTS
UC SANTA BARBARA	13	3-8	2-6	1-1	1	0	2	1	0	0	9
McNEESE STATE	18	2-6	2-5	0-0	0	4	1	1	1	0	6
NORTHWESTERN ST.	20	3-7	2-4	1-4	3	1	1	2	0	1	9
MISS. VALLEY STATE	29	4-6	3-5	3-4	1	1	2	1	0	1	14
SETON HALL	34	2-10	1-6	5-6	2	1	2	2	0	2	10
CHATTANOOGA	33	7-14	4-8	0-0	2	3	4	3	0	3	18
at Boise State	31	1-10	1-6	2-2	1	3	4	3	0	1	5
at UC Irvine	32	7-14	3-8	2-3	0	0	2	0	0	0	19
at Marquette	34	6-12	6-10	2-2	2	3	2	2	0	3	20
HOUSTON BAPTIST	31	5-10	1-3	0-0	2	2	2	3	0	1	11
BETHUNE-COOKMAN	34	3-6	2-3	0-0	3	2	3	5	0	0	8
at Auburn	33	5-11	3-6	0-0	1	2	0	0	0	1	13
FLORIDA	31	3-9	0-2	0-0	2	3	3	3	0	0	6
SOUTH CAROLINA	29	4-13	0-5	1-1	2	4	1	1	0	1	9
at Georgia	32	3-9	2-4	1-2	1	1	1	3	0	0	9
TEXAS A&M	28	1-4	1-4	2-2	1	2	1	2	0	0	5
at Kentucky	30	5-7	3-4	0-0	1	2	1	2	0	0	13
MISSOURI	39	4-6	4-5	6-6	5	3	2	2	0	0	18
at Mississippi State	33	2-8	1-5	4-4	0	2	3	4	0	1	9
VANDERBILT	29	2-8	1-5	2-5	2	1	2	1	0	0	7
at Alabama	32	2-8	2-7	0-0	2	2	2	1	0	0	6
at South Carolina	35	4-11	2-4	2-2	2	0	2	0	0	2	12
MISSISSIPPI STATE	34	4-9	2-4	0-0	3	1	2	0	0	1	10
at Tennessee	39	3-7	1-4	1-2	1	0	3	2	0	1	8
ALABAMA	33	3-5	3-3	1-1	4	2	4	1	0	0	10
ARKANSAS	25	1-7	1-5	2-3	2	3	1	2	0	0	5
at Missouri	36	1-8	1-5	0-1	7	2	4	2	0	2	3
at Texas A&M	21	3-9	3-7	1-2	1	2	2	3	0	1	10
OLE MISS	35	7-11	4-8	0-0	1	2	2	4	2	0	18
vs. Georgia (SECT)	39	5-10	4-7	2-2	3	4	3	0	0	2	16
vs. Florida (SECT)	28	2-7	2-6	1-2	0	2	0	1	1	1	7
Totals	950	107-270	67-164	42-57	58	60	65	54	5	25	323


Stringer's Year-by-Year Statistics

YEAR	GP-GS	MIN/AVG	FG-A	PCT	3G-A	PCT	FT-FTA	PCT	REBS-AVG.	PF-FO	AST	TO	BLK	STL	PTS/AVG
10-11	32-30	981/30.7	101-302	.334	57-193	.295	98-127	.772	76-2.4	63-1	85	82	4	34	357-11.2
11-12	28-24	903/32.2	290-258	.349	44-139	.317	60-73	.822	57-2.0	56-0	76	49	0	37	284-10.1
12-13	31-25	950/30.6	107-270	.396	67-164	.409	42-57	.737	58-1.9	60-0	65	54	5	25	323-10.4
Totals	91-79	2834/31.1	298-830	.359	168-496	.339	200-257	.778	191-2.1	179-1	226	185	9	96	964-10.6



Top Career Scoring Games

1. 21	at South Alabama, 11/28/10
1. 21	vs. Northwestern State, 11/12/10
3. 20	at Marquette, 12/22/12
3. 20	vs. South Alabama, 11/23/11
5. 19	at UC Irvine, 12/18/12
5. 19	vs. South Carolina, 02/02/11
5. 19	vs. Rice, 12/29/10
8. 18	5 times



1

Anthony Hickey

G • 5-11 • 182 • Jr.
Hopkinsville, Ky.
Christian County HS



2

Johnny O'Bryant III

F • 6-9 • 256 • Jr.
Cleveland, Miss.
East Side HS



3

Henry Shortess

G • 5-9 • 160 • Fr.
Baton Rouge, La.
University High



4

Keith Hornsby

G • 6-4 • 190 • Jr.
Williamsburg, Va.
Oak Hill Academy/
UNC Asheville



5

Shavon Coleman

F • 6-5 • 195 • Sr.
Thibodaux, La.
Thibodaux HS/
Howard College



10

Andre Stringer

G • 5-10 • 190 • Sr.
Jackson, Miss.
Forest Hill HS



11

Shane Hammink

F • 6-7 • 217 • So.
Millingen Aan De Rijn,
Netherlands
Oakley College



12

Jarell Martin


F • 6-9 • 241 • Fr.
Baton Rouge, La.
Madison Prep HS



20

Brian Bridgewater

F • 6-6 • 230 • Fr.
Baton Rouge, La.
Scotlandville HS



22

Darcy Malone


C • 7-0 • 229 • Fr.
Canberra, Australia
ACT Academy of Sport



24

Malik Morgan

G • 6-4 • 199 • So.
River Ridge, La.
John Curtis HS



25

Jordan Mickey

F • 6-8 • 220 • Fr.
Dallas, Texas
Prime Prep Academy



31

John Odo

F • 6-9 • 236 • Jr.
Lagos, Nigeria
Faloma HS/Hill JC



45

Brandon Eddleston

F • 6-8 • 245 • Fr.
Slidell, La.
Northshore HS



55

Tim Quarterman

G • 6-6 • 173 • Fr.
Savannah, Ga.
Johnson HS



Johnny Jones
Head Coach

Second Season
LSU '85



Charlie Leonard
Assistant Coach

Second Season
Christian Brothers, '75



Korey McCray
Assistant Coach

First Season
Mercer, '01



David Patrick
Assistant Coach

Second Season
Louisiana-Lafayette, '12



Tom Kelsey
Director of Operations

Second Season
Lipscomb, '86

Coaches of the SEC Era



Harry Rabenhorst
1925-42; 45-57
29 Seasons
Record: 340-264



Dale Morey
1942-44
2 Seasons
Record: 28-19



Jess Fatherree
1944-45
1 Season
Record: 11-7



A.L. Swanson
1944-45
1 Season
Record: 4-2



Jay McCreary
1957-65
8 Seasons
Record: 82-115



Frank Truitt
1965-66
1 Season
Record: 6-20



Press Maravich
1966-72
6 Seasons
Record: 76-86



Dale Brown
1972-97
25 Seasons
Record: 448-301



John Brady
1997-2008
11 seasons
Record: 192-139



Butch Pierre
2007-08
1 season
Record: 5-5



Trent Johnson
2008-12
4 seasons
Record: 67-64



Johnny Jones
2012-
1 season
Record: 19-12



Dale Brown



Press Maravich



John Brady

By Chronological Order

YEARS	COACH (ALMA MATER)	SEASONS	GAMES	W-L	PCT.
1908-09	E. R. Wingard (Susquehanna)	1	7	5-2	.714
1909-11	J. W. Mayhew (Brown)	2	15	11-4	.733
1911-13	F. M. Long (Oklahoma)	2	15	6-9	.400
1913-18; 19-20	Dr. C. C. Stroud (Tufts)	6	103	82-21	.796
1918-19	R. E. Edmonds (LSU)	1	1	1-0	1.000
1920-21	Branch Bocock (Georgetown)	1	23	19-4	.826
1921-23	Frank "Tad" Gormley (Loyola)	2	36	25-11	.694
1923-24	"Moon" Ducote (Auburn)	1	20	8-12	.400
1924-25	H. E. "Gob" Wilson (Michigan)	1	17	10-7	.588
1925-42; 46-57	Harry Rabenhorst (Wake Forest)	29	604	340-264	.563
1942-44	Dale Morey (LSU)	2	47	28-19	.596
1944-45	Jess Fatherree (LSU)	1	18	11-7	.611
1944-45	*A. L. Swanson (LSU)	1	6	4-2	.667
1957-65	Jay McCreary (Indiana)	8	197	82-115	.416
1965-66	Frank Truitt (Otterbein)	1	26	6-20	.231
1966-72	Press Maravich (Davis-Elkins)	6	162	76-86	.469
1972- 97	Dale Brown (Minot St.)	25	749	448-301	.598
1997- 98	John Brady (Belhaven)	11	331	192-139	.566
2007-08	*Butch Pierre (Mississippi State)	1	10	5-5	.500
2008-12	Trent Johnson (Boise State)	4	131	67-64	.511
2012-	Johnny Jones (LSU)	1	31	19-12	.613
1908-2013	21 coaches	105	2549	1445-1104	.567

* Fatherree left LSU to join the U. S. Army with five games plus the tournament remaining in the 1944-45 season. Swanson replaced him for the balance of the year. Butch Pierre replaced John Brady who was relieved of his coaching duties with 10 games remaining in the 2008 season.

By Wins

COACH	SEASONS	GAMES	W-L	PCT.
Dale Brown	25	749	448-301	.598
Harry Rabenhorst	29	604	340-264	.563
John Brady	11	331	192-139	.566
Dr. C. C. Stroud	6	103	82-21	.796
Jay McCreary	8	197	82-115	.416
Press Maravich	6	162	76-86	.469
Trent Johnson	4	131	67-64	.511
Dale Morey	2	47	28-19	.595
Frank "Tad" Gormley	2	36	25-11	.694
Branch Bocock	1	23	19-4	.826
Johnny Jones	1	31	19-12	.613
J. W. Mayhew	2	15	11-4	.733
Jess Fatherree	1	18	11-7	.611
H. E. "Gob" Wilson	1	17	10-7	.588
"Moon" Ducote	1	20	8-12	.400
F. M. Long	2	15	6-9	.400
Frank Truitt	1	26	6-20	.231
E. R. Wingard	1	7	5-2	.714
Butch Pierre	1	10	5-5	.500
A. L. Swanson	1	6	4-2	.667
R. E. Edmonds	1	1	1-0	1.000

All-Time Assistant Coaches

Don Chaney – 1950s
 Don Kennard – 1958-61
 Buddy Bonnette – 1961-62
 Greg Bernbrock – 1964-72
 Jay McCreary – 1965-72
 Jeff Tribbett – 1971-72
 Jack Schalow – 1972-74
 Homer Drew – 1972-75
 Clarence Christenson – 1972-75
 Art Tollis – 1974-81
 Bob Stinnett – 1975-77
 Ron Abernathy – 1976-91
 Rick Huckabay – 1978-83
 Jordy Hultberg – 1980-83
 Tex Winter – 1983-85

Gary Duhe – 1983-85
 Bo Bahnsen – 1983-87
 Johnny Jones – 1984-97
 Craig Carse – 1987-94
 Joe Johnson – 1987-88
 Jim Childers – 1988-96
 Bob Starkey – 1991-98
 Ari Fisher – 1993-97
 Bob Boyd – 1996-97
 Ricky Blanton – 1996-97
 Kermit Davis, Jr. – 1997-02
 Butch Pierre – 1997-08
 Donnie Tyndall – 1997-01
 Scott Osborne – 1998-00
 Mike Giorlando – 2001-04

Rickey Broussard – 2002-04
 Larry Cordaro – 2002-04
 Nikita Johnson – 2004-07
 John Treloar – 2004-08
 Scott Soprych – 2004-07
 Chad Dollar – 2007-08
 Jeff Clapacs – 2007-08
 Keith Richard – 2008-10
 Chris Bobel – 2008-10
 Donny Guerinoni – 2008-12
 Brent Scott – 2008-12
 Nick Robinson – 2009-12
 Lynn Nance – 2010-11
 Robert Kirby – 2012-13
 Brittany Carvalho – 2010-

Charlie Leonard – 2012-
 David Patrick – 2012-
 Tom Kelsey – 2012-
 Korey McCray – 2013-

* - Assistant Coaches Roster at LSU (including where available graduate assistants, administrative assistants/director of operations, video coordinators, executive assistant HC)



Johnny Jones

Head Coach • Second Season at LSU

On April 13, 2012, the dream became a reality.

By the end of the 2012-13 season, the dream's reality was a successful first season with some old-time magical moments for the LSU team that made the foundation season of Coach Johnny Jones just the first stepping stone on the road to future success.

For Jones, just the fifth LSU alum to hold the top position in the men's basketball program and the third to have played and served as head coach, his beliefs about reaching out to fans and giving them an exciting style of basketball to watch in the Pete Maravich Assembly Center was getting people interested in the program again and also looking forward to the future of the program.

That future commitment to the program was sealed in concrete when Jones and his coaching staff brought in the fifth-ranked recruiting class in the country in the 2012-13 signing periods which will be on display this coming season.

But the 2012-13 season will always be talked about for the moments that showed the ability of this coaching staff to make adjustments on the fly, to keep players involved

and willing to sacrifice until the bitter end, and to play a style of basketball that makes players want to showcase their talent in a team concept to the fans.

Just a few of the examples from Jones' first season:

- Down 16 with 17 minutes left at home against Seton Hall, the Tigers instituted a press look for the first time. It made a difference, igniting the players and the fans alike, as LSU rallied to win, 72-67.
- Down 17 with three minutes to go in the first half and down 14 at halftime, LSU rallied to win with a 9-2 run in the final 1:47 at Mississippi State, 69-68.
- Down 10 to Alabama with 2:52 to play, the Tigers scored the last 10 points of the game to force overtime. The Tigers would win in three overtimes, 97-94.
- Seven of LSU's 10 wins against SEC teams were by 5 (twice), 4, 3 (twice) and back-to-back one-point decisions.

Those were the types of games that LSU fans saw and got excited about because they knew the Tigers under Coach Jones would play down to the wire and have a good chance to get out with the victory.

In his opening statement after being hired, Jones brought back the "HIT" philosophy of LSU Basketball that Coach Dale Brown used when Jones played and coached. The "HIT" philosophy stands for "Hard, Intelligent and Together."

More than anything, Jones has gone out of his way in his first 18 months on the job to embrace all aspects of the community, traveling throughout the state on the LSU Tiger Tour, speaking to civic groups and youth organizations while expressing how much he wants people to embrace LSU basketball. People are responding in kind and high school coaches are excited to have LSU coaches visiting with them on a regular basis.

LSU has reorganized its booster club group and each month during the season, Coach Jones also hosts an open to the public luncheon that features guest speakers and has drawn standing room only crowds at a local resort hotel.



Playing Days at LSU

The four-year letterman (1980-1984) played on the 1981 NCAA Final Four team as a freshman and was part of 82 victories during his career.

In his first year at the helm, the Tigers won 19 games and became one of the league's toughest teams by winning 10 of their last 16 games against SEC competition. LSU's ability to press at strategic times and make a school record 234 three-pointers while posting five players scoring in double figures, made LSU very much like Coach Dale Brown's first team in the 1970s that was known as "The Hustlers."

Now in 2013-14, the Tigers have brought in national prep All-America Jarell Martin, star guard Tim Quarterman and forward Jordan Mickey, along with Australian center Darcy Malone and JC transfer John Odo to compliment the likes of All-SEC forward Johnny O'Bryant III, seniors Andre Stringer and Shavon Coleman and All-SEC Defensive Team pick Anthony Hickey. Throw in a year of experience for key shooters Malik Morgan and Shane Hammink and the foundation has the chance to rise again on the LSU basketball building

program.

Jones knows the game inside and out after playing four years at LSU where he was a member as a freshman of the 1981 NCAA Final Four team under Coach Brown. He then served 13 years on Brown's coaching staff at LSU and was on the staff when the Tigers became at the time the first 11-seed to advance to the NCAA Final Four in 1986.

This is Jones' third career head coaching position as he served as the interim head coach at the University of Memphis during the 1999-2000 season and began his run as the head coach at the University of North Texas prior to the 2001-02 season. The Mean Green advanced to four of his last six Sun Belt Conference Tournament championship games which included each of the final three seasons Jones was there.

North Texas averaged just five wins per season in the four years prior to his arrival.

Under Jones, the Mean Green averaged 21 wins per year over his last six seasons which included a school record 24 wins in 2010 and a pair of Sun Belt Conference titles and NCAA Tournament trips.

Jones won more games than any other Sun Belt coach over his last six years and he coached five of the nine 20-win seasons in North Texas history. Jones is responsible for the third best single-season attendance mark in school history in 2012, which marked a 121 percent attendance increase over his tenure.

In 2010, Jones was named a finalist for the Ben Jobe Award, given annually to the nation's top minority coach. At North Texas, he defeated five Final Four coaches - Lou Henson, Nolan Richardson, John Brady, Billy Tubbs and Tom Crean.

In a brand new situation, Jones won 19 games in his first season at LSU, the second most games ever won by a first-year LSU coach. The 19 wins were more than the victory total in 14-of-the-past-20 years.

At LSU, as at North Texas, Jones made his mark with an up-tempo style of play that gives his team the best shot to win. His last two seasons at North Texas that up tempo style led to the Sun Belt's highest scoring offense and highest scoring player in each of the last two seasons. The Mean Green ranked first or second in the league in scoring in each of the last seven seasons Jones was in Denton. The Mean Green also led the nation in free throws made per game in 2009 and 2011.

In Jones' first year, the Tigers were one of six teams in the 14-team SEC to average over 70 points a game. LSU's three-point percentage of 35.6 was tied for third in the league and its 234 made was a single season record at LSU.

Jones' teams can also play defense with four of the top five shot blockers in North Texas history playing during his tenure. In 2012, the Mean Green ranked among the top 50 in field goal percentage defense, rebound margin and defensive 3-point field goal percentage.

At LSU, the first year of Jones' tenure became known for a helter-skelter press that caused opponents to rush and turn the ball over. LSU made up several double digit deficits, finding the defensive drive to win games in the final moments. LSU was second in the league and 10th in the nation in steals per game, averaging 9.1 a game. LSU held teams to a 31.5 percent shooting mark behind the three-point arc, equaling the lowest by an LSU team since 2000.

Head Coach Johnny Jones



Coaching Days at LSU

For 13 years after his playing career ended Jones was at Dale Brown's side as an Assistant Coach.

LSU Roots

When Johnny Jones suited up for his first game as an LSU Tiger against Colgate in the Great Alaskan Shootout on Nov. 28, 1980, it would mark the first of 121 games that he would play for LSU. Then, the player would turn assistant coach and be on the bench with Coach Dale Brown for another 407 contests. Now, he has coached the first 31 games of what will be a long and successful career as LSU's head coach.

Before going to LSU, he attracted the attention of Coach Brown and other top coaches after a stellar prep career at DeRidder High in southwest Louisiana where he led his team to a combined 83-26 record. He was named the MVP in Class 4A and to several prep All-American teams his senior season, averaging 28.3 points, nine rebounds and five assists.

As a player at LSU, besides playing on the 1981 NCAA Final Four team, Jones started 54 career games. Nicknamed "The Bullet," he led the team in assists (124) as a junior and was ranked among the top SEC's Top 5 that year. Even to this date, he remains ranked 11th in career assists with 271 and is just one of 29



Coach Jones with daughter Jillian, wife Kelli and son John.



Johnny Jones By Month

Month	Memphis	North Texas	LSU	Total
November	2-2	29-19	5-0	36-21
December	4-5	54-29	3-2	61-36
January	3-4	46-41	3-5	52-50
February	3-4	43-44	6-2	52-50
March	3-1	18-13	2-3	23-17
Totals	15-16	190-146	19-12	224-174



The Jones File

Year:	Second at LSU
Age:	52
Birth Date:	March 30, 1961
Hometown:	DeRidder, La.
High School:	DeRidder High
College:	LSU, BA, 1985
Wife:	Kelli
Children:	John, Jillian

College Coaching Experience

1984-85	Student Assistant, LSU
1985-87	Assistant Coach, LSU
1987-88	Administrative Assistant, LSU
1988-94	Assistant Coach, LSU
1994-97	Associate Coach, LSU
1997-99	Associate Coach, Memphis
1999-2000	Interim Head Coach, Memphis
2000-01	Assistant Coach, Alabama
2001-12	Head Coach, North Texas
April 13, 2012 -	Head Coach LSU

Head Coaching Records

MEMPHIS			
YEAR	OVERALL	C-USA	POSTSEASON
1999-2000	15-16	7-9	

NORTH TEXAS			
YEAR	OVERALL	SUN BELT	POSTSEASON
2001-02	15-14	8-7	
2002-03	7-21	2-13	
2003-04	13-15	8-8	
2004-05	14-14	6-9	
2005-06	14-14	6-9	
2006-07	23-11	10-8	NCAA First Round
2007-08	20-11	10-8	
2008-09	20-12	11-7	
2009-10	24-9	13-5	NCAA First Round
2010-11	22-11	8-8	
2011-12	18-14	9-8	
Totals	190-146	91-90	

LSU			
YEAR	OVERALL	SUN BELT	POSTSEASON
2012-13	19-12	9-9	
Overall	224-174	107-108	

Leading the Mean Green

Coch Jones cuts the nets down to celebrate a Sun Belt Conference Title.

players in the history of the program to have dished out 200 assists or more.

His 136 career steals ranked 14th all-time on a list of 23 Tigers that have recorded 100 career steals.

After finishing his eligibility in 1984, he was asked by Coach Brown to join the staff as a student assistant for a year before moving into a full-time role on the staff after finishing his degree work one year later in 1985. Jones served as assistant coach in 1986 and 1987 and administrative assistant in 1988 before returning to the assistant coach

position beginning with the 1988-89 season.

Prior to the 1994-95 season, Jones was promoted to Associate Coach of the Tigers. Jones is the only person in LSU history to both play and coach in an NCAA Final Four.

As an assistant coach, Jones was part of teams that went to an NCAA Final Four (1986), and Elite Eight (1987) as well as 10 consecutive NCAA Tournaments (1984-93). Two of the LSU squads he helped coach also captured Southeastern Conference regular season championships in 1985 and 1991.

Head Coach Johnny Jones

It was during his tenure at LSU that Jones earned his stripes as a top recruiter, something that continues to be his passion as head coach to bring in the best players available that can help move the program forward. Among those he helped lure to LSU in his assistant days were NBA superstar and College Player of the Year, Shaquille O'Neal. He also was involved in recruiting to Tiger Town two-time All-American Chris Jackson (now Mahmoud Abdul-Rauf) and former national high school player of the year, Randy Livingston. The class that included Livingston and Ronnie Henderson was part of a recruiting class that was ranked at the top of the charts by recruiting services.

Now he has a No. 5 recruiting class to show off to the SEC and the nation during the 2013-14 season that includes the top player in Louisiana. Jones and his staff have also shown the ability to recruit nationally and internationally with success as well.

Coaching Career

After Coach Brown's retirement following the 1996-97 season, Jones moved to another set of Tigers in Memphis, to serve as Associate Head Coach in 1998 and 1999. In his first year in Memphis, Jones also helped accumulate a JUCO recruiting class that was ranked No. 1 nationally and was the cornerstone of an overall class that was ranked seventh.

Jones was named the interim head coach at Memphis just prior to the 1999-2000 season. The Tigers won six of their final seven games and finished just one game below .500 with a team that had just one starter back from the previous year.

Jones would then spend one season as an assistant coach in the SEC, as an assistant with the Alabama Crimson Tide (2000-01) before being named the head coach at North Texas on April 16, 2001.

Jones and his wife, Kelli, have two children, John, and Jillian.



Hoops Ambassador

(Top) Seen here with Shaquille O'Neal, Coach Jones hosted the Johnny Jones Courts for Kids Golf Classic in 2013. The event raised over \$50,000 to refurbish basketball courts in the community.

(Bottom) Coach Jones visits with a patient on the team's annual visit to the children's wing of a local hospital.

Johnny Jones vs. All Opponents

	UM	UNT	LSU	TOTALS
Alabama			0-1	0-1
Alabama		0-1	1-1	1-2
Alabama A&M	1-0			1-0
Angelo State		2-0		2-0
Arizona State		0-1		0-1
Arkansas	1-0	0-2	1-0	2-2
Arkansas State	0-1	12-9		12-10
Auburn		0-1	0-1	0-2
Baylor		1-2		1-2
Belhaven		1-0		1-0
Bethune-Cookman			1-0	1-0
Boise State		0-1	0-1	0-2
Cameron		4-0		4-0
Centenary		1-0		1-0
Chaminade	1-0			1-0
Charlotte	1-0	1-0		2-0
Chattanooga		1-1	1-0	2-1
Cincinatti	0-1			0-1
Colorado		0-1		0-1
Columbia		0-1		0-1
DePaul		0-2		0-2
Denver		14-8		14-8
Florida			0-2	0-2
Florida Atlantic		5-3		5-3
Florida International		10-3		10-3
Georgetown	0-1			0-1
Georgia			1-1	1-1
Grambling State	1-0	2-0		3-0
Hardin-Simmons	2-0			2-0
Hartford		1-0		1-0
Henderson State	1-0			1-0
Houston	1-2	0-2		1-4
Houston Baptist		2-0	1-0	3-0
Indiana		0-2		0-2
Indiana State		2-0		2-0
Jackson State	1-0	4-0		5-0
Jarvis Christian		1-0		1-0
Kansas		0-1		0-1
Kansas State	0-1	0-2		0-3
Kentucky			0-1	0-1
La Sierra		1-0		1-0
Lamar		1-1		1-1
Lipscomb		1-1		1-1
Louisiana-Lafayette		12-12		12-12
Louisiana-Monroe	1-0	10-2		11-2
Louisville	0-1			0-1
Loyola Marymount		1-0		1-0
LSU		1-1		1-1
Marquette	1-0		0-1	1-1
McNeese State			1-0	1-0
Miami, FL	1-0			1-0
Middle Tennessee St.		6-8		6-8
Mississippi State		0-1	2-0	2-1
Mississippi Valley State			1-0	1-0
Missouri			1-1	1-1
Nebraska		0-1		0-1
New Mexico State		6-4		6-4
New Orleans		8-12		8-12
Nicholls State		2-0		2-0
Northwestern Okla. St.		1-0		1-0
Northwestern State			1-0	1-0
Oklahoma Panhandle St.		1-0		1-0
Oklahoma State		1-3		1-3
Ole Miss	0-1		0-1	0-2
Rice		3-0		3-0
SMU		0-2		0-2
Saint Louis	0-1			0-1
Sam Houston State		3-1		3-1
Seton Hall			1-0	1-0



South Alabama	7-9		7-9
South Carolina		1-1	1-1
Southeast Missouri St.	1-1		1-1
Southeastern La.	1-0		1-0
Southern	2-1		2-1
Southern Miss	0-2		0-2
Southwest Missouri St.	2-0		2-0
St. Bonaventure	0-1		0-1
St. Edward's	2-0		2-0
St. Gregory's	1-0		1-0
Stephen F. Austin	2-0		2-0
TCU	1-3		1-3
Tennessee	0-1	0-1	0-2
Tennessee-Martin	1-0		1-0
Tennessee Tech	1-1		1-1
Texas	0-3		0-3
Texas-Pan American	4-0		4-0
Texas A&M	0-2	2-0	2-2
Texas A&M-Commerce	1-0		1-0
Texas A&M-International	1-0		1-0
Texas A&M-Kingsville	1-0		1-0
Texas Southern	2-0		2-0
Texas State	3-0		3-0
Texas Tech	1-1		1-1
Troy	8-3		8-3
Tulane	1-1		1-1
Tulsa	2-0		2-0
UAB	1-1		1-1
UALR	7-11		7-11
UC Irvine		1-0	1-0
UC Santa Barbara		1-0	1-0
UNC Wilmington	1-1		1-1
USC	0-1		0-1
USF	3-0		3-0
UT-Arlington	2-4		2-4
UT-Permian Basin	2-0		2-0
Univ. of the Southwest	1-0		1-0
Vanderbilt		1-0	1-0
Weber State	1-0		1-0
Western Kentucky	5-12		5-12
Western New Mexico	1-0		1-0
Winthrop	1-0		1-0



Charlie Leonard

Assistant Coach • Second Season at LSU

The pairing of Johnny Jones and Charlie Leonard has shown its success previously at both Memphis and North Texas and after their first year together at LSU, there is no doubt the success is going to continue in the years ahead in Baton Rouge.

Leonard's varied and successful background has been an outstanding addition to the coaching staff at LSU. That background has made him strong both on and off the floor and his longtime coaching experience is a benefit to help the LSU basketball program.

Leonard has now served 13 total seasons with Jones at LSU (1), North Texas (11, 2001-12) and Memphis (1, 1999-2000).

Leonard is involved with game and practice coaching responsibilities for Coach Jones as well as scouting and opponent breakdown. He also assists in some of the public relations aspects for the LSU basketball program.

Leonard's experience in coaching basketball dates back to 1975 when he started a career that began at Memphis (Tenn.) Prep School and includes a 12-year tenure at Christian Brothers High School. Later, he served for seven seasons heading the program at Christian Brothers University in Memphis.

Leonard had winning seasons in six consecutive years and had 20 or more wins three times during his 1990-97 tenure at Christian Brothers University. He was a two-time NAIA District 24 Coach of the Year and is the school's third winningest coach with 127 victories. His best team was in 1993-94 when Christian Brothers posted 24-8 record that earned him Coach of the Year honors in the Tennessee Collegiate Athletic Conference.

Leonard's 1994-95 CBU team topped the nation in all classifications in free throw shooting percentage.



He also served as assistant athletic director at CBU where he gained valuable experience in the administrative side of the basketball program, including working in promotions, fund raising and with the compliance rules as set down by the NCAA.

At Christian Brothers High School, his team won a state championship in 1987 and sent more than 20 of his players on to play college basketball. He also was named the District Coach of the Year four times.

After leaving CBU, Leonard took his skills and opened and served as president of his own advertising and consulting firm in Memphis.

But his first love is coaching and he has continued to succeed at every level and every location. Now he is helping LSU and Coach Jones succeed in a big way.

"Charlie Leonard has been with me for 13 years and has done a tremendous job assisting us in different areas," said Coach Jones. "He is a great on-the-floor basketball coach and he has a tremendous basketball mind."

The Leonard File

Years at LSU: Second

Age: 60

Hometown: Memphis, Tenn.

College: Christian Brothers, 1975

College Coaching Experience

1990-97: Head Coach, Christian Brothers University

1999-2000: Assistant Coach, Memphis

2001-2012: Assistant Coach, North Texas

2012 -: Assistant Coach, LSU



Korey McCray

Assistant Coach • First Season at LSU

Korey McCray joined the LSU men's basketball program in the summer of 2013 as the newest member of the Tiger coaching staff.

McCray comes to Baton Rouge after two seasons as an assistant coach at UCLA.

McCray has the ability to help the LSU men's program in recruiting the athletes necessary for the program to flourish and also will be an asset to the Tigers in practice, player development and game preparation.

Prior to working at UCLA, McCray served as assistant coach at his alma mater, Mercer University, during the 2007-08 season. He was also an assistant coach at Chipola Junior College in Marianna, Fla., during the 2004-05 campaign.

McCray also worked as a skill development trainer since 2004 for a training program called "Fundamentals." That program has worked with some of the NBA's biggest stars based in Atlanta and surrounding Georgia communities. McCray created tailor-made offseason training programs for players including Dwight Howard, John Wall, Jarvis Hayes, Anthony Morrow, Jarrett Jack, Acie Law, Von Wafer, Mario West and Damien Wilkens.

While at UCLA, McCray helped UCLA land the nation's No. 1-ranked recruiting class in 2012 (as rated by ESPN.com), an incoming group which was also hailed as the No. 2 class by Scout.com and Rivals.com. He was part of a staff that won the Pac-12 conference in 2013 and advanced to the NCAA Tournament.

At Chipola, the school lost in the semifinals of the National Junior College Championships.

McCray served as a graduate assistant coach at Florida State for two seasons (2002-04). During the 2002-03 season, the Seminoles advanced to the National

The McCray File

Years at LSU: First
 Birth Date: Jan. 22, 1979
 Age: 34
 Hometown: Decatur, Ga.
 College: Mercer, 2001

College Coaching Experience

2002-04: Graduate Assistant, Florida State
 2004-05: Assistant Coach, Chipola Junior College
 2007-08: Assistant Coach, Mercer
 2011-13: Assistant Coach, UCLA
 2013: Assistant Coach, LSU



Invitation Tournament (NIT). He earned his master's degree in adult education with a minor in higher education from Florida State in 2004.

A four-year basketball letterwinner at Mercer University, McCray served as the Bears' team captain in 1999-2000 and 2000-01. He earned a bachelor's degree in communication, theatre and arts from Mercer in 2001 and a minor in Christianity. He remains ranked fourth all-time at the school in assists with 344, and his 113 made three-pointers is tied for 10th at the school for a career.

In addition, McCray has served various stints as the CEO and head coach of the Atlanta Celtics since 1999. The Atlanta Celtics is an AAU traveling team that his father, Karl McCray, co-founded in 1990 with

Wallace Prather. The grassroots basketball program looks to encourage children to make good decisions utilizing the team sport of basketball as a means to teach life-changing skills.

McCray, 34, who hails from Decatur, Ga., led his 15-and-under team to a national title in 2009. During his tenure with the Atlanta Celtics, he consistently produced teams at all age levels ranked in the Top 10 nationally.

"Coach McCray will be a tremendous asset for this program in recruiting and his coaching ability on the basketball floor," said Coach Johnny Jones. "He will also make a huge impact in the continuing development of our players both on and off the court."



David Patrick

Assistant Coach • Second Season at LSU

David Patrick returned to college coaching after a brief time away from the college game when he joined Coach Johnny Jones staff at LSU prior to the 2012-13 season.

As he enters his second season in Baton Rouge, he showed his ability in game and practice situations and then played a major part in helping LSU acquire a recruiting class that was ranked fifth in the nation.

Patrick returned to LSU after a stint as a personnel scout with the Houston Rockets of the NBA.

Patrick, on the collegiate level, had served for four years on the staff at Saint Mary's and one year at Nicholls State in Thibodeaux.

At LSU, Patrick is involved in both game and practice coaching responsibilities for Coach Jones and also is involved in opponents scouting preparations for various games during the season. Patrick worked with Coach Jones to help bring in such stars as McDonald's All-American Jarell Martin from Madison Prep in Baton Rouge; all-state selection Tim Quarterman of Savannah, Ga.; and, Jordan Mickey from the Dallas Metroplex.

Patrick's international recruiting skills also have helped LSU bring in big man Darcy Malone of Australia and Nigerian native John Odo, who came to LSU from a Texas junior college.

The Bermuda-born Patrick, who moved to Melbourne, Australia as a youngster, elected to come to the United States in 1994 after a stint playing with the Australian Junior National Team. He ended up in Baton Rouge and played his senior year of high school basketball at Chapel Trafton High where he led Trafton to the state quarterfinals and was chosen as the Louisiana Player of the Year.

He was selected the district's most valuable player, was a First Team All-Parish



selection, and was selected to participate in the Louisiana State High School All-Star Game. He was also a member of junior national teams in Australia and named as an All-Australian player from 1992-94.

Ironically, it would be with his Trafton High School coach, J. P. Piper, where he would get his start as a college coach after Piper was named Nicholls State head coach in the 2005-06 season.

After high school, Patrick spent one season at Syracuse University where he was a member of the 1996 NCAA Final Four team that finished as the national runner-up. He then transferred to the University of Louisiana-Lafayette where he played for three seasons.

Following his collegiate playing days, Patrick went to Australia where he played for the Canberra Cannons of the National Basketball League from 1999-01, being named Rookie of the Year in 2000. He then joined the Chester Jets of England's British Basketball League in 2001-02, where he garnered second team all-league honors. He concluded his professional career in the Spanish Professional League.

Patrick worked his first season with the Gaels as Director of Operations, before

becoming a full-time assistant coach for three seasons on the Saint Mary's team.

The Gaels went to the NCAA Tournament in both 2008 and 2010 (losing in the round of 16). The team won a school-record 28 games in 2009 and 2010.

"David Patrick has been able to help us with our game planning and practice preparation, and he has helped raise our level of recruiting at LSU, both regionally as well as nationally and internationally," said Coach Jones.

Patrick is married to the former Cassie Frank of Oberlin, La., and they have two daughters, Bailee (7) and Madison (3).



The Patrick File

Years at LSU: Second

Birth Date: Feb. 21, 1976

Age: 37

Hometown: Melbourne, Australia

Wife: Cassie

Child: Bailee, Madison

College Coaching Experience

2005-06: Volunteer Assistant, Nicholls State

2006-07: Director of Operations, St. Mary's

2007-10: Assistant Coach, St. Mary's

2012- : Assistant Coach, LSU



Tom Kelsey

Director of Operations • Second Season at LSU

Tom Kelsey, considered a respected student of the game who has over 10 successful years as a head coach, enters his second year at LSU as the men's basketball team's Director of Operations for Head Coach Johnny Jones.

This is the second stint for Coach Jones and Coach Kelsey working together as they served during the 2000-01 season as assistants on the staff of Mark Gottfried at the University of Alabama.

As Director of Operations at LSU, Coach Kelsey aids Coach Jones in several of the administrative tasks of the program, including travel, scheduling and plays a major role in putting together and directing Coach Jones summer basketball camps.

Kelsey posted a 137-115 record in his seven seasons as head coach at Belhaven prior to coming to LSU, including a trip to the NAIA national tournament on two occasions, most recently in 2012.

Prior to arriving at Belhaven, Kelsey served as the head men's basketball coach at Greater Atlanta Christian School in Norcross, Ga., where he compiled an overall record of 47-40 and led the Spartans to three straight appearances in the state playoffs. In 2005, his team finished with a No. 7 ranking after compiling a 21-10 overall mark and advancing into the Final Eight of the State Tournament.

Kelsey is a 1986 graduate of Lipscomb University where he played under the legendary Coach Don Meyer. He was a four-year member of the Bison basketball team, including the 1985-86 No. 1 ranked Lipscomb team that won the NAIA National Championship, following the team's 35-4 season.

He began his coaching career at

The Kelsey File

Year at LSU: Second

Birth Date: Dec. 21, 1962

Age: 50

Wife: Edie

Children: Hadley, Brynne, Elise, Mikailie, Brooklyn

Hometown: Chattanooga, Tenn.

College: Lipscomb, BA

Tennessee State, ME

College Coaching Experience

1989-94: Head Coach, AD Faulkner University

1994-95: Assistant Coach, Lipscomb University

1995-98: Assistant Coach, Murray State

1998-2001: Assistant Coach, Alabama

2005-2012: Head Coach, Belhaven

2012- : Director of Operations, LSU



Brentwood Academy in Brentwood, Tenn. (1987-88), Franklin Road Academy in Nashville (1988-89) and Athletes in Action (summer, 1990).

From 1989 to 1994, Kelsey served as Athletics Director and Head Men's Basketball Coach at Faulkner University in Montgomery, Ala. He posted an 83-76 record and was named the NAIA District 27 Coach of the Year in 1992. The '92 squad finished 27-6 (school record) and was the District 27 regular season and tournament champions. The team finished ranked No. 11 in the final NAIA poll, and ranked 3rd in points per game (103.3).

The 1992 team was the first team in school history to ever go to the NAIA tournament.

He returned to Lipscomb University (1994-95) under Coach Meyer where the team that year finished with a 30-7 overall record and advanced to the Final 16 of the NAIA National Tournament.

Beginning in May 1995, Kelsey began a stint with Coach Gottfried at Murray State University. In three seasons at Murray, the Racers finished as the Ohio Valley Conference regular season champions, winning the conference tournament in 1997 and 1998. The 1996 squad advanced to the NIT, while the 1997 and 1998 teams played in the NCAA Tournament. The 1998 team finished with the most wins (29) for an OVC team and earned a No. 9 seed in the NCAA Tournament, also an

OVC record.

From 1998-2001, he moved with Coach Gottfried to Alabama, where he worked with Coach Jones during the 2000-01 season. The team advanced to the NIT in 1999 and 2001. The 2001 team played in the NIT championship game. While at Alabama, Coach Kelsey was named one of the Top 20 recruiting coaches by Hoop Scoop Magazine, during his time with the Crimson Tide.

Coach Kelsey holds a Bachelor of Arts degree in Speech Communication from Lipscomb and a Masters of Education in Supervision and Administration from Tennessee State University.

Kelsey and his wife, Edie, have five children (Hadley, Brynne, Elise, Kailie and Brooklyn).





Shawn Eddy

Head Basketball Trainer • Ninth Season • 18th year at LSU

Shawn Eddy enters his ninth season as the head athletic trainer for the LSU men's basketball program in which he provides comprehensive medical care for the players.

Prior to joining the basketball program, he served nine years as the head baseball athletic trainer at Alex Box Stadium for the LSU Baseball Tigers.

This is Eddy's 18th season at LSU, arriving in July of 1996 from Vanderbilt where he worked as a graduate assistant athletic trainer for two years. He was promoted to senior associate athletic trainer in 2005 and also oversees athletic training activities for

the women's soccer program.

He also supervised the Dr. Martin J. Broussard Center for Athletic Training, LSU's state-of-the-art training facility attached to Tiger Stadium that serves all sports.

Eddy, 42, earned a bachelor's degree in exercise physiology in 1994 from the West Virginia University School of Medicine. He also earned a Master's degree from Vanderbilt in health promotion and education. He is a member of the National Athletic Trainers Association and Collegiate Athletic Trainers Society.



Rick Lefebvre

Basketball Strength & Conditioning Coordinator • Second Season

Rick Lefebvre enters his second season at LSU as the basketball strength and conditioning coordinator for the Tigers.

Lefebvre has been involved with major schools and athletes for years in his career and came to LSU from the Michael Johnson Performance Center in McKinney, Texas. There, he served as the head strength and conditioning coach for the FC Dallas of Major League Soccer and designed implemented performance training for the 2012 NFL combine class. He also assisted in the performance training for NFL, Major League Baseball, English Premier League and Olympic Athletes.

Lefebvre has used his knowledge and past experience to develop a training program for the basketball student-athletes that helps them get through a demanding

season with a combination of weight training, conditioning and flexibility exercises.

He has also served as the Head Strength and Conditioning Coach for the University of Wisconsin Green Bay where he designed and implemented programs for all UWGB teams. The strength coach has also worked with Coach Johnny Jones before when he was at North Texas from 2006 to March 2011 as Assistant Speed, Strength and Conditioning Coach where he worked with both the men's and women's basketball teams and designed and implemented programs for several other sports. He also assisted with the design and implementation of the football training program.

Prior to coming to North Texas, Lefebvre serves as assistant director of speed, strength and conditioning at the University

of Texas El Paso.

Lefebvre received his Bachelor of Science in health promotion and wellness at the University of Wisconsin-Stevens Point in December 2003.

Lefebvre and his wife, Liset, have two daughters, Madelyn, and a new addition to the family, Savannah Joy.



Support Staff



Lakayla Witherspoon
Student Secretary



Danielle Bickham
Student Secretary



Harry Cahill
Manager



William Delong
Manager



Joe Gricar
Manager



Zach Kendrick

Video Coordinator • Third Season

Zach Kendrick, a veteran of the Men's Basketball program, enters his second season under Coach Johnny Jones and his third year in a full-time position on the LSU Basketball staff as Video Coordinator.

Kendrick previously served as a Student Manager for the LSU Basketball program beginning with the 2006-07 season under Coach John Brady. His campaign as a student manager was highlighted by the 2008-09 SEC Championship season as the Tigers finished with a 27-9 record and a trip to the second round of the NCAA Tournament.

After receiving his B.S. Degree in Sports Administration, he was named

as the team's Graduate Assistant under Coach Trent Johnson. One season later, he was promoted to a full-time position as Video Coordinator for the Tigers. Among his duties were to coordinate the team's film exchange program, prepare scouting reports for upcoming opponents, and create video breakdowns of the Tiger's games and practices.

Among his other duties, Kendrick was in charge of hiring and training the student manager staff at LSU. He also helped coordinate and maintain the recruiting database, carry out the day-to-day operations of the program and assist

with the planning and administration of the summer basketball camps at LSU.

The 27-year-old Kendrick continues many of the same roles in his present position but will be primarily involved with coordinating opponent film and scouting reports to formulate game plans designed to prepare LSU for future opponents, as well as breaking down film for self-scouts to ensure team improvement and player development.

Prior to LSU, Kendrick, a native of Jena, La., was a three-year basketball letterman at Jena High School, earning All-District honors in both his junior and senior seasons.



Brittany Carvalhido

Administrative Assistant • Sixth Season

Brittany Carvalhido enters her fourth season as part of the men's basketball staff, serving as administrative assistant for head coach Johnny Jones. She joined the men's staff three seasons ago after serving as Director of Operations for the LSU women's basketball team.

The former college basketball player is entering her eighth season of working for and with a Division I basketball staff.

Carvalhido completed her playing career at Oklahoma State University in 2005, where she was a two-year letter-winner. In her senior season at OSU, she served as team co-captain and was an Academic All-Big 12 selection.

Before arriving at Oklahoma State, Carvalhido played two seasons at Hutchinson (Kansas) Community College and helped her teams to a two-year-record of 47-17. She was a two-time All-Region selection and completed her career there as the school's

career leader for 3-point field goals with 203 and eighth all-time leading scorer (779 pts). She was an All-Jayhawk Conference first team performer as a freshman.

Carvalhido started her coaching career at Tulsa immediately after graduating from Oklahoma State in 2005 where she served as the video coordinator on the women's basketball coaching staff from 2005-07. From Tulsa, she moved on to Rice where she served as the director of basketball operations during the 2007-08 season.

Carvalhido was hired as the director of basketball operations on the LSU women's coaching staff in the spring of 2008 where she served in that position until joining the LSU men's basketball staff, serving two years as Executive Assistant to Head Coach Trent Johnson and now in her present role as Administrative Assistant.

Carvalhido is a native of Osborne, Kan., where she was a four-year all-state athlete

in basketball, tennis and track. She received her bachelor's degree in education from Oklahoma State in 2005 and an associate's degree in arts from Hutchinson Community College in 2003.

She is married to Joe Carvalhido, Vice-President of Operations and Services of the Tiger Athletic Foundation. They have one child, Dane Joseph (2).



Tyler Howsen
Manager



Steven Hushner
Manager



Hays Myers
Manager



Gett Thomas
Manager



Megan Savoie
Student Trainer

2012-13 Season Review



When one looks back at the first season of Coach Johnny Jones at LSU, there are several defining moments in a season that saw the Tigers win 19 games and nine of the last 14 SEC games.

Jones' team showed a lot of the heart and passion of its coach and the new up-tempo style that saw the team average over 70 points for the first time since 2009, pleasing both players and fans. The first-year coach returned to the place where he played and served as assistant coach and quickly proceeded to reach out to all whom he could visit with to talk about how LSU basketball could be something that fans could and would gravitate to.

Jones and his players welcomed the fans in and gave them some moments that laid a foundation for future teams. A new era of LSU basketball started on a good note and here are a few of the highlights from the year:

Special Games

The first moment when LSU basketball's 2012-13 season began to be defined was in late November when LSU hosted Seton Hall in the SEC-BIG EAST Challenge. Seton Hall had a 35-27 lead at intermission and increased the lead in the second half to 16 points. The night had every appearance of being LSU's first loss.

But after calling a timeout, Coach Jones drew up a press that not only began to turn the game, but excited the crowd and rattled Seton Hall. When the buzzer sounded, LSU had emerged with a 72-67 victory.

Suddenly no game seemed out of reach. LSU would trail Texas A&M at home and rally in the second half to win. The Tigers seemed totally out of the game when down 14 at the half at Mississippi State before rallying from six down in the final two minutes to win, 69-68.

There is one Saturday in late February that will always define the 2012-13 team. Down 10 coming out of the final TV timeout at the Maravich Center against Alabama, LSU outscored the Tide 10-0 down the stretch to force overtime. It would take three extra sessions before it was decided, but LSU's 97-94 win was one of those that said these Tigers would never quit.

Johnny O'Bryant III

Although he was injured early in the season, by the time SEC play rolled around, O'Bryant III realized what a force he could be in the league. He proved it most every night he stepped out on the court, averaging 13.6 points and 8.7 rebounds a game. In the league, he averaged 14.7 points and over nine rebounds a game.

He tied for the lead in the regular season with 15 double-doubles and earned

All-SEC First-Team honors from the league coaches. He became the first LSU player since Jan. 2010 to score 30 points in a game when he hit that mark in a road win at South Carolina.

Anthony Hickey

Hickey's sophomore season was marked not only by points and assists, but steals as he earned All-SEC Defensive Team honors. The sophomore averaged 11.2 points and 3.75 assists, but for almost the entire year he was flirting with school and league records for steals in a season and steals average. He finished with 85 and 2.9 per game averages, best in the league.

Hickey would finish fifth with his assist average, fifth in the league in three-pointers made and for the second straight year had a positive assist-to-turnover average of 2.1 (109 to 51), third best in the league.

2012-13 Leaders

Scoring Average

Johnny O'Bryant III	13.6
Anthony Hickey	11.2
Charles Carmouche	10.7
Shavon Coleman	10.5
Andre Stringer	10.4

Rebounding Average

Johnny O'Bryant III	8.7
Shavon Coleman	5.9
Charles Carmouche	3.9
Anthony Hickey	3.5
Andrew Del Piero	3.1

FG Made

Johnny O'Bryant III	153
Anthony Hickey	123
Shavon Coleman	118
Andre Stringer	107
Charles Carmouche	104

3 PT FG Made

Andre Stringer	67
Anthony Hickey	60
Charles Carmouche	49
Malik Morgan	25
Shavon Coleman	13

FT Made

Johnny O'Bryant III	84
Shavon Coleman	78
Charles Carmouche	65
Andre Stringer	42
Malik Morgan	26

Assists

Anthony Hickey	109
Charles Carmouche	107
Andre Stringer	65
Johnny O'Bryant III	49
Malik Morgan	39

Blocks

Andrew Del Piero	34
Shavon Coleman	28
Johnny O'Bryant III	20
Malik Morgan	10
Jalen Courtney	7

Steals

Anthony Hickey	85
Charles Carmouche	57
Shavon Coleman	43
Malik Morgan	38
Andre Stringer	25

FG %

Andrew Del Piero	55.1
Johnny O'Bryant III	48.0
Shavon Coleman	44.7
Charles Carmouche	44.1
Jalen Courtney	41.2

3 PT FG %

Corban Collins	46.2
Andre Stringer	40.9
Charles Carmouche	37.1
Malik Morgan	33.8
Anthony Hickey	32.8

FT %

Andre Stringer	73.7
Shavon Coleman	70.3
Corban Collins	68.8
Charles Carmouche	67.0
Jalen Courtney	65.0

Minutes

Anthony Hickey	957
Andre Stringer	950
Shavon Coleman	870
Johnny O'Bryant III	845
Charles Carmouche	800



Johnny O'Bryant III



Anthony Hickey



Andrew Del Piero

Scoring Averages

In all, five players would average double figures for the season. Charles Carmouche (10.7 ppg), Shavon Coleman (10.5 ppg) and Andre Stringer (10.4 ppg) joined O'Bryant III and Hickey in double figures ... For much of the season, Coleman was an important sixth man for the Tigers who was a big part of the team's success ... Carmouche finished his college career in fine fashion, transferring from Memphis, to also have one of the league's best assist-to-turnover ratios with 107 assists and 53 turnovers ... Stringer posted his third straight double figure scoring average for LSU, making 67 treys and shooting 40.9 percent from the arc, up from 29.5 percent from his freshman year.

The Band's Favorite Center

It was his third year on the team, but 7-footer Andrew Del Piero went from tuba player to starting center on the Tiger team. Del Piero averaged 4.3 points and 3.1 rebounds while averaging 13.6 minutes per game ... Del Piero was featured on ESPN's College Gameday and earned the respect of his teammates for his hard work as Coach Jones called him "one of the most improved players he has ever seen."

2012-13 Box Scores

Game 1 - LSU 77, UC Santa Barbara 63

11/09/12 - at Maravich Center (Baton Rouge, LA)

UC SANTA BARBARA	F6-A	3FG-A	FT-A	REB	PF	PTS	A	TO	BLK	S	MIN
WILLIAMS, Alan F	5-8	0-0	4-6	6	4	14	0	4	2	1	21
BROWN, Taran F	1-10	0-5	1-2	1	3	2	5	1	1	1	17
GARTH, Nate G	0-2	0-0	2-2	0	2	0	1	0	1	0	27
BOSWELL, Kyle G	6-9	3-6	2-4	1	2	17	0	1	0	0	27
THOMAS, Lewis G	1-3	0-1	0-0	6	3	2	1	6	0	0	19
DUNKLIN, Dalante	1-4	0-1	4-6	1	6	0	1	0	1	0	15
WALKER, Amshad	1-4	0-0	1-1	1	0	3	0	0	0	1	6
TAYLOR, T. J.	0-0	0-0	0-0	1	0	0	1	1	0	0	11
BREW, Mitch	0-1	0-0	2-2	2	0	2	2	0	0	0	7
BRYSON, Michael	4-8	2-6	0-0	4	4	10	0	2	1	0	20
MOORE, Shawn	0-0	0-0	1-2	1	0	1	1	1	0	0	7
DaRe, Duke	0-0	0-0	2-2	4	3	2	0	1	0	0	12
BEELER, Sam	0-2	0-0	1-2	3	1	1	0	0	0	2	11
TEAM				5							
Totals	19-51	5-19	20-29	41	19	63	7	23	4	6	200

F6% 1st half	10-27	37.0%	2nd half:	9-24	37.5%	Game:	37.3%	DB
3FG% 1st half	4-13	30.8%	2nd half:	1-6	16.7%	Game:	26.3%	REB
FT% 1st half	8-12	66.7%	2nd half:	12-17	70.6%	Game:	69.0%	4

LSU	F6-A	3FG-A	FT-A	REB	PF	PTS	A	TO	BLK	S	MIN
O'BRYANT III, Johnny F	6-10	1-3	0-1	8	1	13	0	1	0	1	11
LUOWIG, Eddie F	1-5	0-0	3-9	7	3	5	1	3	0	0	26
CARMOUCHE, Charles G	6-10	2-2	4	2	16	1	1	2	2	3	23
COLLINS, Corban G	0-0	0-0	0-0	1	1	0	1	0	1	0	11
MORGAN, Malik G	4-7	1-3	1-2	6	3	10	2	1	1	3	23
HICKEY, Anthony	2-7	2-5	0-0	1	1	6	6	0	0	7	28
COURTNEY, Jalen	1-4	0-1	0-0	5	3	2	0	1	0	0	12
COLEMAN, Shawn	3-8	0-0	0-4	4	1	6	2	1	2	3	28
STRINGER, Andre	3-8	2-6	1-1	1	0	9	2	1	0	0	13
HAMMINN, Shane	4-8	2-3	0-1	2	10	2	1	1	0	0	20
JACKSON, Dave	0-0	0-0	0-0	0	2	0	0	1	0	0	1
WILLIAMS, Mychal	0-0	0-0	0-0	0	0	0	0	0	0	0	1
BADIAUX, Joshua	0-0	0-0	0-0	0	0	0	0	0	0	0	1
DEL PIERO, Andrew	0-0	0-0	0-0	0	1	0	0	1	0	0	2
TEAM				2							
Totals	30-67	10-26	7-20	40	20	77	15	13	4	16	200

F6% 1st half	17-34	50.0%	2nd half:	13-33	39.4%	Game:	44.8%	DB
3FG% 1st half	5-12	41.7%	2nd half:	5-14	35.7%	Game:	38.5%	REB
FT% 1st half	2-11	18.2%	2nd half:	5-9	55.6%	Game:	35.0%	6

Officials: Tony Greene, Tony Henderson, Vladimir Voyard-Tadal

Attendance: 6,966

UC Santa Barbara	1	2	F
32	31	63	
41	36	77	

Game 2 - LSU 73, McNeese State 48

11/13/12 - at Maravich Center (Baton Rouge, La.)

MCNEESE STATE	F6-A	3FG-A	FT-A	REB	PF	PTS	A	TO	BLK	S	MIN
FIELDS, Adrian F	0-7	0-4	2-2	4	2	2	0	2	0	1	22
GUDRY, D. F	2-9	0-1	3-6	3	7	0	4	1	3	21	
TITCHELL, J. G	0-6	0-3	4-6	1	2	4	0	2	0	2	29
CANNON, D. G	4-10	0-1	0-2	1	0	8	0	1	0	1	31
HARDY, Kevin G	7-13	0-1	4-5	4	3	18	1	3	4	3	35
JOHNSON, Shaun	0-1	0-1	0-0	1	1	0	0	0	0	1	10
WELLS, Jordan	1-4	0-1	3-3	1	3	5	0	2	1	0	18
REGIS, Brandon	0-0	0-0	0-0	2	0	0	0	1	0	2	6
LEWIS, Austin	2-4	0-0	0-0	3	2	4	0	1	2	1	16
KPANI, Pete	0-0	0-0	0-2	2	1	0	0	2	0	0	12
TEAM				6							
Totals	16-54	0-12	16-23	31	19	48	1	18	8	14	200

F6% 1st half	8-24	33.3%	2nd half:	9-30	26.7%	Game:	29.6%	DB
3FG% 1st half	0-4	0.0%	2nd half:	0-8	0.0%	Game:	0.0%	REB
FT% 1st half	6-9	66.7%	2nd half:	10-14	71.4%	Game:	69.6%	2

LSU	F6-A	3FG-A	FT-A	REB	PF	PTS	A	TO	BLK	S	MIN
COLEMAN, Shawn F	10-16	2-3	3-6	10	3	25	1	2	2	1	31
LUOWIG, Eddie F	1-2	0-0	2-4	3	4	2	2	0	2	19	
CARMOUCHE, Charles G	1-6	1-3	0-0	2	1	3	1	1	0	2	19
HICKEY, Anthony G	3-7	3-7	0-0	4	1	9	6	1	0	1	23
MORGAN, Malik G	2-4	0-1	0-1	5	2	4	3	2	1	0	20
COURTNEY, Jalen	1-1	0-0	3-3	7	2	5	1	3	0	0	17
COLLINS, Corban	2-7	0-1	0-0	3	1	4	1	4	0	1	17
STRINGER, Andre	2-6	2-5	0-0	4	6	1	1	1	0	0	18
HAMMINN, Shane	2-3	1-2	1-2	4	1	6	2	0	0	0	19
JACKSON, Dave	0-0	0-0	0-0	0	0	0	0	0	0	0	3
WILLIAMS, Mychal	0-0	0-0	0-0	0	0	0	0	0	0	0	1
BADIAUX, Joshua	0-1	0-0	0-0	1	1	0	0	0	0	0	3
DEL PIERO, Andrew	2-6	0-0	3-6	4	1	7	0	2	1	0	8
TEAM				7							
Totals	26-59	9-22	12-22	50	20	73	18	19	5	10	200

F6% 1st half	16-33	48.5%	2nd half:	10-26	38.5%	Game:	44.1%	DB
3FG% 1st half	5-15	33.3%	2nd half:	4-7	57.1%	Game:	57.1%	REB
FT% 1st half	1-6	16.7%	2nd half:	11-16	68.8%	Game:	68.8%	5

Officials: Anthony Jordan, Ron Groover, Keith Kimble

Attendance: 6776

McNeese State	1	2	F
22	26	48	
38	35	73	

Game 3 - LSU 102, Northwestern State 95

11/20/12 - at Maravich Center (Baton Rouge, La.)

NSU	F6-A	3FG-A	FT-A	REB	PF	PTS	A	TO	BLK	STL	MIN
HULBIN, James F	9-12	3-4	8-12	6	4	29	1	2	0	1	27
FRAZIER, Marvin C	0-4	0-1	0-0	3	4	0	0	0	2	0	12
DAVIS, Shamir G	2-7	0-2	3-4	2	5	7	1	4	0	3	28
WEST, Jalen G	3-9	2-4	6-6	6	5	14	2	4	0	3	26
ROBERTSON, Gary G	2-3	0-1	0-0	1	2	4	1	2	0	0	17
ROBINSON, Patrick	0-1	0-0	0-0	1	5	0	0	1	0	1	14
KILLIAN, Matt	0-0	0-0	0-0	0	1	0	0	0	0	0	0
WHITE, Brison	3-7	1-2	1-2	1	2	8	4	0	1	2	22
HICKS, DeQuan	12-18	0-0	4-5	7	4	28	1	4	0	2	27
EVANS, D. J.	1-2	0-0	1-2	4	0	3	0	3	0	0	12
STEWART, Gary	0-2	0-2	2-2	2	2	2	1	1	0	0	15
TEAM				2							
Totals	32-65	6-16	25-35	35	34	95	11	21	3	12	200

F6% 1st half	11-27	40.7%	2nd half:	21-38	55.3%	Game:	49.2%	DB
3FG% 1st half	1-4	25.0%	2nd half:	5-12	41.7%	Game:	37.5%	REB
FT% 1st half	15-21	71.4%	2nd half:	10-14	71.4%	Game:	53.5%	3

LSU	F6-A	3FG-A	FT-A	REB	PF	PTS	A	TO	BLK	S	MIN
O'BRYANT III, Johnny F	6-11	0-1	1-3	6	5	13	1	2	0	0	19
LUOWIG, Eddie F	1-3	0-0	2-4	7	4	4	0	5	0	0	22
CARMOUCHE, Charles G	3-5	2-4	11-15	3	1	19	4	2	0	3	29
HICKEY, Anthony G	5-13	3-7	8-10	7	3	21	6	4	0	5	34
MORGAN, Malik G	3-9	0-4	0-3	4	2	6	2	1	0	5	21
COLLINS, Corban	1-1	0-0	1-2	0	2	3	1	0	0	0	6
COLEMAN, Shawn	8-12	2-3	4-8	7	4	22	0	2	0	0	28
STRINGER, Andre	3-7	2-4	1-4	3	1	9	1	2	0	1	20
HAMMINN, Shane	0-3	0-2	1-2	3	2	1	1	2	0	0	15
DEL PIERO, Andrew	2-2	0-0	0-0	2	4	4	0	1	1</		

UC IRVINE	FG-A	3FG-A	FT-A	REB	PF	PTS	A	TO	BLK	STL	MIN
DAVIS II, Will	3-6	0-0	0-0	7	1	6	0	2	1	0	22
FOLKER, Adam	5-8	0-0	3-4	6	3	13	2	3	0	0	27
WILDER, Michael	3-10	3-7	0-0	11	4	9	3	3	0	0	36
YOUNG, Alex	4-13	0-4	1-3	2	0	9	3	3	0	0	26
STARRING, D	3-9	2-3	0-0	5	1	8	1	2	0	2	29
FLOWERS, Derrick	2-7	0-1	0-0	5	2	4	4	1	1	1	16
SOUZA, Travis	0-0	0-0	0-0	1	1	0	1	0	0	0	8
MCKEAY, Chris	4-11	0-0	1-2	5	2	9	3	0	1	2	25
WRIGHT, Aaron	0-1	0-0	0-0	1	0	0	0	1	0	0	1
CLIFFORD, Connor	1-2	0-0	0-0	1	1	2	1	1	1	0	11
TEAM				6							
Totals	25-67	5-15	5-9	50	15	60	17	17	4	5	200

FG% 1st half	11-27	40.7%	2nd half:	14-40	35.0%	Game:	37.3%	DB
3FG% 1st half	2-4	50.0%	2nd half:	3-11	27.3%	Game:	33.3%	REB
FT% 1st half	2-3	66.7%	2nd half:	3-6	50.0%	Game:	55.6%	1

Officials: Michael Greenstein, Michael Reed, James Giron
Attendance: 1,536

LSU	1	2	F
34	32	66	
UC Irvine	26	34	60

Game 9 -- Marquette 84, LSU 80

12/22/12 -- at Milwaukee, Wisc. (BMO Harris Bradley Center)	FG-A	3FG-A	FT-A	REB	PF	PTS	A	TO	BLK	STL	MIN
O'BRYANT III, Johnny	7-17	0-0	0-0	5	5	14	3	0	0	0	32
DEL PIERO, Andrew	1-2	0-0	0-0	3	1	2	0	0	0	0	8
CARMOUCHE, Charles	3-8	1-3	8-9	4	2	15	10	4	0	3	32
STRINGER, Andre	6-12	6-10	2-2	2	3	20	2	2	0	3	34
COLLINS, Corban	0-0	0-0	0-0	0	0	0	1	0	1	0	8
HICKEY, Anthony	8-18	2-8	0-0	7	4	18	3	1	0	2	32
COLEMAN, Shavon	4-8	1-3	2-2	6	4	11	3	2	1	3	37
HAMMIN, Shane	0-2	0-1	0-0	1	0	0	0	1	0	1	11
LUDWIG, Eddie	0-0	0-0	0-0	0	2	0	0	1	0	0	2
MORGAN, Malik	0-1	0-1	0-0	0	0	0	0	0	0	0	4
TEAM				4							
Totals	29-68	10-26	12-13	32	21	80	18	14	2	11	200

FG% 1st half	12-36	33.3%	2nd half:	17-32	53.1%	Game:	42.6%	DB
3FG% 1st half	5-16	31.3%	2nd half:	5-10	50.0%	Game:	38.5%	REB
FT% 1st half	4-4	100.0%	2nd half:	8-9	88.9%	Game:	92.3%	2

MARQUETTE	FG-A	3FG-A	FT-A	REB	PF	PTS	A	TO	BLK	STL	MIN
ANDERSON, Juan	0-2	0-1	0-0	3	0	0	1	0	0	0	12
OTULE, Chris	1-2	0-0	2-2	7	2	4	0	0	0	0	19
CADDOGAN, J	5-10	1-4	4-4	4	2	17	6	4	0	0	32
BLUE, Vander	6-11	1-4	4-5	2	2	17	2	4	0	0	32
LUCKETT, Trent	2-4	1-4	4-5	2	2	17	2	4	0	0	32
WILSON, Jamil	4-10	2-4	1-1	5	3	11	1	2	0	0	27
MAYO, Todd	4-0	0-4	2-2	0	1	2	1	1	0	2	12
WILSON, Derrick	2-2	0-0	0-0	0	4	0	0	0	0	0	8
THOMAS, Jake	1-4	1-4	0-0	1	0	3	3	1	0	1	10
TYLOR, JR., Steve	0-0	0-0	0-0	0	0	0	0	0	0	0	2
GARDNER, D.	5-6	0-0	9-9	3	3	19	0	1	0	5	21
TEAM				2							
Totals	27-55	6-22	24-25	33	16	84	15	16	0	9	200

FG% 1st half	17-23	51.5%	2nd half:	10-22	45.5%	Game:	49.1%	DB
3FG% 1st half	2-12	16.7%	2nd half:	4-10	40.0%	Game:	27.3%	REB
FT% 1st half	9-9	100.0%	2nd half:	15-16	93.8%	Game:	96.0%	2

Officials: John Cahill, Michael Stephens, Tim Clougherty
Attendance: 14,309

LSU	1	2	F
33	47	80	
Marquette	45	39	84

Game 10 -- LSU 75, Houston Baptist 58

12/28/12 -- at Maravich Center (Baton Rouge, La.)	FG-A	3FG-A	FT-A	REB	PF	PTS	A	TO	BLK	STL	MIN
HOUSTON BAPT.	FG-A	3FG-A	FT-A	REB	PF	PTS	A	TO	BLK	STL	MIN
BERNARDI, ART	2-14	0-2	0-0	1	2	4	0	0	2	0	14
SMITH, Marcel	1-5	0-1	0-0	1	2	2	0	1	0	2	22
RUSSELL, Tyler	5-13	0-1	5-6	1	1	15	4	2	1	1	30
WOMACK, D.G.	2-6	0-0	1-2	8	4	5	1	1	0	0	25
CRAYTON, Caleb	5-8	0-0	1-2	9	2	11	0	2	0	1	29
HARPER, James	2-5	0-2	0-0	1	3	4	0	1	1	0	8
THOMAS, Lamar	2-3	0-0	0-0	2	4	0	1	0	0	0	10
HILL, Anthony	0-3	0-1	0-0	0	1	0	1	0	0	0	12
LEWIS, Rob	0-2	0-0	4-4	2	2	4	0	2	0	1	13
TURNER, Mike	0-1	0-1	0-0	0	0	0	0	0	0	0	2
BOWDEN Dewayne	0-0	0-0	0-0	0	0	0	0	0	0	0	1
GALES, Spencer	0-2	0-0	1-2	4	1	1	2	1	0	1	14
JOYCE, Cody	3-4	0-0	2-3	7	2	8	0	0	1	0	17
TEAM				6							
Totals	22-66	0-8	14-19	39	21	58	9	12	7	4	200

FG% 1st half	9-24	26.5%	2nd half:	13-22	40.6%	Game:	33.3%	DB
3FG% 1st half	0-3	0.0%	2nd half:	0-5	0.0%	Game:	0.0%	REB
FT% 1st half	7-12	58.3%	2nd half:	7-7	100.0%	Game:	73.7%	2

LSU	FG-A	3FG-A	FT-A	REB	PF	PTS	A	TO	BLK	STL	MIN
COLEMAN, Shavon	3-10	0-1	5-6	13	0	11	2	4	3	19	
DEL PIERO, Andrew	3-5	0-0	3-5	2	1	9	0	2	4	0	16
CARMOUCHE, Charles	4-6	1-2	0-0	4	2	9	2	1	1	2	14
COLLINS, Corban	1-6	1-4	2-2	5	2	5	3	1	1	1	29
STRINGER, Andre	5-10	1-3	0-0	2	2	11	2	3	0	1	31
COURTNEY, Jalen	5-9	0-0	1-2	7	4	11	0	0	2	0	23
HAMMIN, Shane	0-0	0-0	1-2	3	2	1	3	2	0	0	13
LUDWIG, Eddie	3-7	0-0	3-5	4	2	9	1	3	0	1	22
MORGAN, Malik	2-6	2-3	2-4	1	1	9	0	1	1	1	29
WILLIAMS, Mychal	0-1	0-0	0-0	1	1	0	0	0	0	0	2
BADOUX, Joshua	0-0	0-0	0-0	0	0	0	0	0	0	0	2
TEAM				3							
Totals	26-60	5-13	18-26	48	17	75	15	15	13	9	200

FG% 1st half	12-29	41.4%	2nd half:	14-21	45.2%	Game:	43.3%	DB
3FG% 1st half	4-8	50.0%	2nd half:	1-5	20.0%	Game:	38.5%	REB
FT% 1st half	9-13	61.5%	2nd half:	10-13	76.9%	Game:	69.2%	2

Officials: Michael Roberts, Ron Groover, Glenn Tuitt
Attendance: 7032

Houston Baptist	1	2	F
25	33	58	
LSU	36	39	75

Game 11 -- LSU 79 Bethune Cookman 63

1/15/13 -- at Maravich Center (Baton Rouge, La.)	FG-A	3FG-A	FT-A	REB	PF	PTS	A	TO	BLK	STL	MIN
BCU	FG-A	3FG-A	FT-A	REB	PF	PTS	A	TO	BLK	STL	MIN
COLEMAN, A.F.	9-16	0-0	6-11	7	4	24	1	4	0	0	37
SMITH, Alex	4-7	0-0	2-4	10	3	10	0	1	7	6	30
SCOTLAND, Paul	3-7	1-2	2-2	6	1	9	1	1	0	1	30
JOHNSON, Ricky	1-5	1-2	2-2	3	4	5	1	5	0	1	30
STEWART, B.G.	0-3	0-1	0-0	1	1	0	0	1	0	0	11
JACKSON, Malik	0-0	0-0	0-0	0	0	0	0	0	0	0	1
BRYANT, Javoris	1-6	0-0	5-5	3	2	7	1	0	0	2	23
MACK, Marc	1-3	0-0	0-0	1	2	0	1	0	0	0	9
DUKES, Kevin	2-10	2-8	0-0	1	1	6	0	1	0	2	29
TEAM				1							
Totals	21-57	4-13	17-24	33	18	63	4	15	7	12	200

FG% 1st half	6-25	24.0%	2nd half:	15-32	46.9%	Game:	36.8%	DB
3FG% 1st half	1-3	33.3%	2nd half:	3-10	30.0%	Game:	30.8%	REB
FT% 1st half	17-19	89.5%	2nd half:	0-5	0.0%	Game:	70.8%	2

LSU	FG-A	3FG-A	FT-A	REB	PF	PTS	A	TO	BLK	STL	MIN
COLEMAN, Shavon	5-10	0-0	9-9	12	3	14	1	2	0	1	36
DEL PIERO, Andrew	3-6	0-0	0-0	3	1	10	0	0	2	0	21
CARMOUCHE, Charles	6-10	3-7	2-2	7	4	17	5	4	0	4	25

2012-13 Box Scores

YOUNG, Andrew	1-2	0-0	0-0	7	1	2	1	2	1	1	16
GREEN, Jordan	0-2	0-1	0-0	2	0	0	1	5	0	0	10
CARUSO, Alex	2-4	2-3	2-2	2	4	8	3	4	0	0	24
JAHNIS, Jarod	1-1	0-0	0-0	2	1	2	1	0	2	0	14
TEAM	4										
Totals	20-44	5-13	9-13	38	16	54	13	24	4	7	200

F6% 1st half	12-25	48.0%	2nd half:	9-19	42.1%	Game:	45.5%	DB
3FG% 1st half	3-7	42.9%	2nd half:	2-6	33.3%	Game:	38.5%	REB
FT% 1st half	1-2	50.0%	2nd half:	9-11	72.7%	Game:	69.2%	2

LSU	F6-A	3FG-A	FT-A	REB	PF	PTS	A	TO	BLK	STL	MIN
O'BRYANT III, Johnny F	6-10	0-0	2-5	10	1	14	2	5	0	2	35
DEL PIERO, Andrew C	0-0	0-0	0-0	1	0	0	0	0	0	0	5
MORGAN, Malik G	3-7	1-4	0-0	7	2	7	2	1	0	3	32
HICKEY, Anthony G	4-16	1-6	1-1	3	4	10	2	0	1	8	37
STRINGER, Andre G	1-4	1-4	2-2	1	2	5	1	2	0	0	28
COURTNEY, Jalen	0-2	0-0	0-0	2	1	0	0	0	0	4	9
CARMOUCHE, Charles	2-6	1-6	0-4	1	2	5	3	1	0	3	23
COLEMAN, Shavon	8-16	1-3	0-0	4	3	17	0	2	0	3	36
TEAM	3										
Totals	24-63	5-23	5-12	32	15	58	10	11	1	19	200

F6% 1st half	11-27	40.7%	2nd half:	13-36	36.1%	Game:	38.1%	DB
3FG% 1st half	3-14	21.4%	2nd half:	2-9	22.2%	Game:	21.7%	REB
FT% 1st half	2-6	33.3%	2nd half:	9-6	50.0%	Game:	41.7%	2

Officials: Tony Greene, Mike Nance, Ron Groover
Attendance: 7064

Texas A&M	1	2	F
	28	26	54
LSU	27	31	58

Game 17 -- Kentucky 75, LSU 70

01/26/13 -- at Rupp Arena (Lexington, Ky.)											
LSU	F6-A	3FG-A	FT-A	REB	PF	PTS	A	TO	BLK	STL	MIN
O'BRYANT III, Johnny F	9-22	1-1	2-2	12	3	21	2	4	0	0	39
DEL PIERO, Andrew C	0-2	0-0	0-0	1	0	0	0	0	0	0	4
CARMOUCHE, Charles G	2-7	0-3	2-4	4	1	7	1	0	0	3	25
STRINGER, Andre G	5-7	3-4	0-0	1	2	13	1	2	0	0	30
HICKEY, Anthony G	5-10	4-7	1-3	0	4	15	1	0	0	3	30
COURTNEY, Jalen	0-1	0-0	0-0	0	1	0	0	0	0	0	4
COLEMAN, Shavon	2-9	0-4	4-4	2	4	8	1	2	1	1	33
HAMMINK, Shane	1-1	0-0	0-0	1	1	2	1	0	0	0	10
MORGAN, Malik	1-4	0-2	2-2	3	4	4	0	0	0	0	25
TEAM	3										
Totals	25-63	8-20	12-15	26	21	70	13	10	2	7	200

F6% 1st half	12-34	35.3%	2nd half:	13-29	44.8%	Game:	39.7%	DB
3FG% 1st half	4-13	30.8%	2nd half:	4-9	50.0%	Game:	40.0%	REB
FT% 1st half	3-4	75.0%	2nd half:	9-11	81.8%	Game:	80.0%	3,1

KENTUCKY	F6-A	3FG-A	FT-A	REB	PF	PTS	A	TO	BLK	STL	MIN
NOEL, Nerlens F	4-5	0-0	2-3	8	1	10	2	4	6	1	38
POYTHRESS, A F	6-9	0-0	10-12	3	20	0	1	0	1	0	30
GOODWIN, Archie G	5-12	0-1	5-9	5	3	15	2	4	0	1	37
HARROW, Ryan G	5-11	0-3	1-2	1	0	11	1	2	0	0	24
MAYS, Julius G	2-6	2-4	1-2	4	4	9	1	2	0	0	33
HOOD, Ion	0-0	0-0	0-0	0	0	0	0	0	0	1	1
POLSON, Jarrod	1-1	0-0	0-0	1	3	2	0	1	0	0	14
WILLIAMS, Kyle	3-8	0-3	2-2	3	1	8	1	2	0	0	23
TEAM	5										
Totals	27-52	2-11	19-28	39	15	75	7	16	6	4	200

F6% 1st half	19-33	57.6%	2nd half:	9-19	42.1%	Game:	51.0%	DB
3FG% 1st half	1-7	14.3%	2nd half:	1-4	25.0%	Game:	18.2%	REB
FT% 1st half	3-7	42.9%	2nd half:	10-21	76.2%	Game:	67.0%	5,1

Officials: Antoino Petty, Lee Cassell, Forrest Sigler
Attendance: 24,248

LSU	1	2	F
	31	39	70
Kentucky	42	33	75

Game 18 -- LSU 73, Missouri 70

01/30/13 -- at Maravich Center (Baton Rouge, La.)											
MISSOURI	F6-A	3FG-A	FT-A	REB	PF	PTS	A	TO	BLK	STL	MIN
BOWERS, L F	4-9	0-1	2-2	6	2	10	0	1	1	0	32
ORIAKHI, Alex F	0-2	0-0	1-2	3	4	1	0	0	0	0	16
PRESSLEY, Phil G	9-21	1-9	6-6	4	2	26	5	3	0	4	39
WEBSTER-DHAN G	1-4	1-2	0-0	3	1	3	1	1	0	1	23
BROWN, Jabari G	5-13	4-10	5-8	7	4	19	1	1	0	1	39
CRISWELL, Tony	2-6	0-0	1-2	9	3	5	0	1	0	0	22
ROSS, Earnest	2-6	1-3	2-2	5	2	7	0	1	1	1	19
JANKOVIC, Stefan	0-0	0-0	0-0	0	1	0	0	0	0	0	1
ROSBURG, Ryan	0-0	0-0	0-0	1	0	0	0	0	0	0	9
TEAM	1										
Totals	29-61	7-25	17-22	39	19	70	7	8	2	8	200

F6% 1st half	7-26	26.9%	2nd half:	16-35	45.7%	Game:	37.7%	DB
3FG% 1st half	3-11	27.3%	2nd half:	4-14	28.6%	Game:	28.0%	REB
FT% 1st half	9-14	64.3%	2nd half:	8-8	100.0%	Game:	77.3%	4,1

LSU	F6-A	3FG-A	FT-A	REB	PF	PTS	A	TO	BLK	STL	MIN
O'BRYANT III, Johnny F	4-9	0-0	6-11	11	3	14	3	3	1	1	38
DEL PIERO, Andrew C	0-0	0-0	0-0	1	0	0	0	0	0	0	4
CARMOUCHE, Charles G	3-5	1-2	0-0	0	2	7	1	1	0	3	23
HICKEY, Anthony G	9-17	1-7	1-2	2	3	20	4	3	0	2	38
STRINGER, Andre G	4-6	4-5	6-6	5	3	18	2	2	0	0	39
COLEMAN, Shavon	4-4	0-0	1-4	4	2	9	0	2	0	0	37
HAMMINK, Shane	0-1	0-1	0-0	0	1	0	0	0	0	0	6
MORGAN, Malik	1-3	0-2	3-3	2	3	5	0	1	0	1	15
TEAM	2										
Totals	25-45	6-17	17-28	26	18	73	10	12	1	7	200

F6% 1st half	14-25	56.0%	2nd half:	11-20	55.0%	Game:	55.6%	DB
3FG% 1st half	4-11	36.4%	2nd half:	2-6	33.3%	Game:	35.3%	REB
FT% 1st half	7-10	70.0%	2nd half:	10-18	55.6%	Game:	60.7%	4

Officials: Joe Lindsey, Pat Adams, Lee Cassell
Attendance: 8804

Missouri	1	2	F
	26	44	70
LSU	39	34	73

Game 19 -- LSU 69, Mississippi State 68

02/02/13 -- at Humphrey Coliseum (Starkville, Miss.)											
LSU	F6-A	3FG-A	FT-A	REB	PF	PTS	A	TO	BLK	STL	MIN
O'BRYANT III, Johnny F	4-9	0-0	4-4	12	5	12	2	3	2	2	32
COLEMAN, Shavon F	3-9	0-1	5-7	5	11	1	2	1	1	1	32
MORGAN, Malik G	3-8	1-4	0-0	4	3	7	1	0	0	2	23
STRINGER, Andre G	2-8	1-5	4-4	0	2	9	3	4	0	1	33
HICKEY, Anthony G	5-14	2-9	0-1	3	4	12	4	3	0	1	29
CARMOUCHE, Charles	4-9	0-4	2-2	7	1	10	3	2	0	3	26
COURTNEY, Jalen	2-2	0-0	0-0	1	1	4	0	0	0	0	9
COLLINS, Corban	1-2	0-1	0-0	0	0	2	0	1	0	1	4
HAMMINK, Shane	1-2	0-1	0-0	0	0	2	0	1	0	0	8
DEL PIERO, Andrew	0-1	0-0	0-0	2	0	0	1	0	0	0	4
TEAM	3										
Totals	25-63	4-25	15-18	39	21	69	15	17	3	11	200

F6% 1st half	9-33	27.3%	2nd half:	16-30	53.3%	Game:	38.0%	DB
3FG% 1st half	2-14	14.3%	2nd half:	2-11	18.2%	Game:	16.0%	REB
FT% 1st half	6-8	75.0%	2nd half:	9-10	90.0%	Game:	83.3%	1

MISSISSIPPI STATE	F6-A	3FG-A	FT-A	REB	PF	PTS	A	TO	BLK	STL	MIN
BORCHERT, C F	4-9	2-3	0-3	6	2	10	2	5	2	2	29
WARE, Gavin F	6-9	0-0	2-3	7	2						

HICKEY, Anthony G	5:15	3:9	1:2	1	3	14	4	2	0	2	38
CARMOUCHE, Charles	0:0	0:0	0:0	1	0	0	1	1	0	0	3
COURTNEY, Jalen	1:2	0:0	0:0	2	0	2	0	0	1	0	7
COLLINS, Corban	0:1	0:1	0:0	0	2	0	0	1	0	0	6
HAMMINK, Shane	0:2	0:1	0:0	0	2	0	1	0	0	0	14
COLEMAN, Shawn	2:5	0:0	3:3	3	1	7	1	2	0	1	23
TEAM											5
Totals	26:57	6:18	14:28	29	20	72	12	13	3	7	200

F6% 1st half	13-28	46.4%	2nd half:	13-29	44.8%	Game:	45.6%	DB
3F6% 1st half	3-8	37.5%	2nd half:	3-10	30.0%	Game:	33.3%	REB
FT% 1st half	1-1	100.0%	2nd half:	13-17	76.5%	Game:	77.8%	1

TENNESSEE	F6-A	3F6-A	FT-A	REB	PF	PTS	A	TO	BLK	STL	MIN
STOKES, Jarnell F	4:8	0:0	5:6	11	4	13	2	1	0	0	24
RICHARDSON, J G	3:3	0:0	0:0	1	2	6	1	1	1	2	38
MOORE, Armani G	1:3	1:1	0:0	1	1	3	2	1	1	1	18
GOLDEN, Trae G	5:10	2:5	8:8	1	3	20	8	5	0	1	35
MCRAE, Jordan G	13:18	6:6	2:2	6	2	34	1	3	0	3	38
MAKANJUOLA, Y.	0:0	0:0	0:0	2	3	0	0	1	0	0	10
MCREE, Skylar	1:3	1:3	3:4	0	2	6	0	0	0	0	22
HALL, Kenny	0:2	0:0	0:0	1	1	0	0	1	0	0	11
CHEVIOUS, Q.	0:0	0:0	0:1	2	0	0	0	0	0	0	4
TEAM											2
Totals	27:47	10:15	18:21	27	18	82	14	13	2	7	200

F6% 1st half	16-27	59.3%	2nd half:	11-20	55.0%	Game:	57.4%	DB
3F6% 1st half	4-6	66.7%	2nd half:	6-9	66.7%	Game:	66.7%	REB
FT% 1st half	4-6	66.7%	2nd half:	14-15	93.3%	Game:	85.7%	1

Officials: Joe Lindsay, Michael Roberts, Jim Burr
Attendance: 15086

LSU	1	2	F
Tennessee	30	42	72
Tennessee	40	42	82

Game 25 -- LSU 97, Alabama 94 (3ot)

02/23/13 -- at Maravich Center (Baton Rouge, La.)

ALABAMA	F6-A	3F6-A	FT-A	REB	PF	PTS	A	TO	BLK	STL	MIN
GUEVE, Moussa C	1:1	0:0	0:0	3	5	2	0	1	1	1	17
LACEY, Trevor G	3:8	1:4	4:4	2	3	11	2	3	0	3	43
RELFORD, T G	14:18	4:4	4:5	5	4	36	3	1	0	3	50
RANDOLPH, Levi G	2:3	0:1	0:0	3	5	4	1	0	0	0	25
COOPER, Rodney G	7:22	2:8	2:4	9	4	18	2	1	0	0	42
JACOBS, Nick	5:13	0:0	0:0	5	1	10	3	0	0	0	39
STEELE, Andrew	14:13	2:2	1:3	5	5	1	1	1	1	0	36
POLLARD, Devonita	15:01	2:2	0:0	4	0	4	0	0	0	0	13
BRASHEEN, Retin	12:00	2:2	2:2	2	4	4	0	3	0	0	11
TEAM											9
Totals	35:76	9:21	16:19	38	27	94	9	13	2	7	275

F6% 1st half	13-29	46.4%	2nd half:	14-29	48.3%	Game:	46.1%	DB
3F6% 1st half	4-10	40.0%	2nd half:	3-9	33.3%	Game:	38.1%	REB
FT% 1st half	6-6	100.0%	2nd half:	2-3	66.7%	Game:	84.2%	0

LSU	F6-A	3F6-A	FT-A	REB	PF	PTS	A	TO	BLK	STL	MIN
O'BRYANT III, Johnny F	9:15	0:1	6:9	10	2	24	3	4	1	0	51
DEL PIERO, Andrew C	13:00	0:0	2:2	3	2	0	1	0	0	0	14
MORGAN, Malik G	15:03	4:5	1:3	6	1	1	1	1	1	1	22
HICKEY, Anthony G	6:13	1:4	0:2	5	3	17	7	5	0	5	42
CARMOUCHE, Charles	5:11	4:7	6:8	11	5	20	3	1	0	2	59
COURTNEY, Jalen	0:1	0:0	3:4	0	0	3	0	1	0	0	9
COLLINS, Corban	1:4	0:1	0:0	2	1	2	0	0	0	0	14
COLEMAN, Shawn	6:11	0:1	5:8	9	0	17	1	2	2	1	36
STRINGER, Andre	3:5	3:3	1:1	4	2	10	4	1	0	0	33
TEAM											4
Totals	32:68	9:20	25:37	47	19	97	19	16	4	9	275

F6% 1st half	12-29	41.4%	2nd half:	11-26	42.3%	Game:	41.7%	DB
3F6% 1st half	2-6	33.3%	2nd half:	2-9	25.0%	Game:	40.0%	REB
FT% 1st half	5-7	71.4%	2nd half:	14-21	66.7%	Game:	67.6%	5

Officials: Mike Kitts, Tim Gattis, James Barker
Attendance: 8200

Alabama	1	2	OT1	OT2	OT3	F
LSU	36	33	7	12	6	94
LSU	31	38	7	12	9	97

Game 26 -- LSU 65, Arkansas 60

02/27/13 -- at Maravich Center (Baton Rouge, La.)

ARKANSAS	F6-A	3F6-A	FT-A	REB	PF	PTS	A	TO	BLK	STL	MIN
CLARKE, Coty	2:5	1:2	2:2	6	5	7	1	2	1	2	32
POWELL, M.	5:14	0:4	7:13	8	3	17	1	4	0	3	33
WADE, Madracus	4:8	3:7	4:5	3	2	15	2	1	0	4	32
SCOTT, Rickey	0:1	0:1	0:0	2	0	0	0	1	0	0	8
QUALLS, Michael	3:8	0:2	1:2	8	1	7	1	2	3	1	27
MAIDEN, Rasha	0:0	0:0	0:0	2	3	0	0	0	0	0	9
BELL, Anthony	0:1	0:1	0:0	0	0	0	0	0	0	0	3
YOUNG, BJ	2:11	0:4	0:1	6	4	4	1	6	0	0	28
HAYDAR, Kikko	3:5	2:4	0:0	2	1	8	1	1	0	0	13
MCKELENSON, H.	1:3	0:0	0:0	2	0	2	0	1	2	0	9
WILLIAMS, Jacorey	0:0	0:0	0:0	0	1	0	1	1	0	0	4
WAGNER, Dee	0:0	0:0	0:0	0	1	0	0	0	0	0	2
TEAM											3
Totals	20:56	6:25	14:23	42	21	60	8	19	6	10	200

F6% 1st half	11-27	40.7%	2nd half:	9-29	31.0%	Game:	35.7%	DB
3F6% 1st half	4-13	30.8%	2nd half:	2-12	16.7%	Game:	24.0%	REB
FT% 1st half	6-13	46.2%	2nd half:	8-10	80.0%	Game:	60.9%	3

LSU	F6-A	3F6-A	FT-A	REB	PF	PTS	A	TO	BLK	STL	MIN
O'BRYANT III, Johnny F	1:5	0:0	3:6	8	4	5	2	3	1	0	21
DEL PIERO, Andrew C	1:3	0:0	0:0	3	4	2	0	0	2	2	17
STRINGER, Andre G	1:7	1:5	2:3	2	3	5	1	2	0	0	25
HICKEY, Anthony G	4:8	2:4	0:0	3	2	10	3	0	2	3	39
CARMOUCHE, Charles	9:11	3:5	5:7	5	1	26	2	4	0	2	35
COURTNEY, Jalen	0:2	0:0	0:0	1	0	0	0	0	0	0	9
COLLINS, Corban	0:0	0:0	0:0	1	0	0	1	0	0	0	1
COLEMAN, Shawn	2:9	0:1	4:4	2	1	8	0	1	0	2	25
HAMMINK, Shane	1:2	0:0	0:1	4	1	2	0	1	0	0	8
MORGAN, Malik	3:5	1:3	0:1	3	1	7	3	3	0	2	20
TEAM											4
Totals	22:52	7:18	14:22	35	18	65	13	18	3	10	200

F6% 1st half	17-35	48.6%	2nd half:	5-17	29.4%	Game:	42.3%	DB
3F6% 1st half	7-15	46.7%	2nd half:	0-3	0.0%	Game:	36.3%	REB
FT% 1st half	4-5	80.0%	2nd half:	10-17	58.8%	Game:	63.6%	2, 1

Officials: Tony Greene, Pat Adams, John Hampton
Attendance: 7,891

Arkansas	1	2	F
LSU	32	28	60
LSU	45	20	65

Game 27 -- Missouri 89, LSU 76

03/02/13 -- at Mizou Arena (Columbia, Mo.)

LSU	F6-A	3F6-A	FT-A	REB	PF	PTS	A	TO	BLK	STL	MIN
O'BRYANT III, Johnny F	7:34	0:0	4:6	8	2	16	1	3	0	0	36
DEL PIERO, Andrew C	2:4	0:0	0:0	4	1	4	0	2	1	0	13
CARMOUCHE, Charles G	6:12	5:9	4:5	1	4	21	5	0	0	1	40
STRINGER, Andre G	1:8	1:5	0:1	7	2	3	4	2	0	2	36
HICKEY, Anthony G	9:19	6:4	0:0	3	3	22	0	1	0	2	39
COLLINS, Corban	0:1	0:1	0:0	0	0	0	0	0	0	0	1
HAMMINK, Shane	1:1	0:0	0:0	2	0	2	0	0	0	0	12
COLEMAN, Shawn	1:3	0:0	4:4	3	2	6	1	1	0	0	19
MORGAN, Malik	0:0	0:0	0:0	0	3	0	0	0	0	0	4
TEAM											2
Totals	26:62	12:28	12:16	30	17	76	11	10	1	5	200

F6% 1st half	19-33	57.6%	2nd half:	19-29	65.5%	Game:	61.5%	DB
3F6% 1st half	9-15	60.0%	2nd half:	4-13	30.8%	Game:	42.9%	REB
FT% 1st half	5-6	83.3%	2nd half:	7-10	70.0%	Game:	75.0%	3

Missouri	F6-A	3F6-A	FT-A	REB	PF	PTS	A	TO	BLK	STL	MIN
BOW											



Andre Stringer



Charles Carmouche

2012-13 Overall Season Statistics

Record - 19-12, Home 14-3, Away 4-8, Neutral 1-1

NO. PLAYER	GP-GS	MIN-AVG	FG-FGA	FG%	3FG-FGA	3FG%	FT-FTA	FT%	REBOUNDS			PF-DQ	A	TO	BLK	ST	PTS-AVG
									OFF	DEF	TOT-AVG						
02 OBRYANT III, Johnny	29-28	845-29.1	153-319	.480	3-12	.250	84-141	.596	89	164	253-8.7	89-6	49	93	20	15	393-13.6
01 HICKEY, Anthony	29-23	957-33.0	123-319	.386	60-183	.329	20-45	.444	20	82	102-3.5	80-1	109	51	5	85	326-11.2
00 CARMOUCHE, Charles	30-23	800-26.7	104-236	.441	49-132	.371	65-97	.670	29	89	118-3.9	70-1	107	53	4	57	322-10.7
05 COLEMAN, Shavon	31-8	870-28.1	118-264	.447	13-43	.302	78-111	.703	81	103	184-5.9	74-3	26	54	28	43	327-10.5
10 STRINGER, Andre	31-25	950-30.6	107-270	.396	67-164	.409	42-57	.737	11	47	58-1.9	60-0	65	54	5	25	323-10.4
24 MORGAN, Malik	31-14	570-18.4	56-137	.409	25-74	.338	26-42	.619	25	65	90-2.9	71-3	39	27	10	38	163-5.3
55 DEL PIERO, Andrew	31-22	423-13.6	54-98	.551	0-0	.000	24-44	.545	38	59	97-3.1	43-0	4	25	34	5	132-4.3
13 LUDWIG, Eddie	9-4	112-12.4	10-26	.385	0-0	.000	10-22	.455	14	12	26-2.9	17-0	5	14	0	3	30-3.3
04 COLLINS, Corban	27-6	246-9.1	23-61	.377	12-26	.462	11-16	.688	4	24	28-1.0	19-0	16	30	3	4	69-2.6
03 COURTNEY, Jalen	26-0	226-8.7	21-51	.412	0-2	.000	13-20	.650	21	33	54-2.1	28-0	2	12	7	1	55-2.1
11 HAMMINK, Shane	26-2	281-10.8	19-55	.345	5-22	.227	11-19	.579	24	19	43-1.7	29-0	20	20	3	4	54-2.1
45 WILLIAMS, Mychal	5-0	7-1.4	0-2	.000	0-0	.000	0-0	.000	0	1	1-0.2	1-0	0	1	0	1	0-0.0
51 BADEAUX, Joshua	5-0	8-1.6	0-1	.000	0-0	.000	0-0	.000	1	0	1-0.2	1-0	0	1	0	0	0-0.0
20 JACKSON, Dave	3-0	5-1.7	0-0	.000	0-0	.000	0-0	.000	0	0	0-0.0	2-0	0	1	0	1	0-0.0
Team									45	50	95			9			
TOTAL OPPONENTS	31	6300	788-1839	.428	234-658	.356	384-614	.625	402	748	1150-37.1	584-14	442	445	119	282	2194-70.8
	31	6300	751-1782	.421	173-549	.315	463-677	.684	399	787	1166-37.6	552	330	470	129	228	2138-69.0

Score by Periods	1st	2nd	OT	OT2	OT3	Totals
LSU	1025	1137	11	12	9	2194
Opponents	987	1113	20	12	6	2138

2012-13 SEC Statistics

Record - 9-9, Home 6-3, Away 3-6

NO. PLAYER	GP-GS	MIN-AVG	FG-FGA	FG%	3FG-FGA	3FG%	FT-FTA	FT%	REBOUNDS			PF-DQ	A	TO	BLK	ST	PTS-AVG
									OFF	DEF	TOT-AVG						
02 O'BRYANT III, Johnny	18-18	574-31.9	101-206	.490	1-5	.200	62-90	.689	56	114	170-9.4	56-3	37	64	12	9	265-14.7
01 HICKEY, Anthony	18-18	647-35.9	86-225	.382	41-126	.326	9-27	.333	12	48	60-3.3	56-0	67	36	4	51	222-12.3
00 CARMOUCHE, Charles	17-10	493-29.0	66-146	.452	38-84	.405	27-43	.628	20	57	77-4.5	39-1	59	28	1	28	193-11.4
10 STRINGER, Andre	18-17	574-31.9	57-150	.380	34-87	.391	23-31	.742	6	32	38-2.1	34-0	37	30	3	10	171-9.5
05 COLEMAN, Shavon	18-3	478-26.6	47-127	.370	3-19	.158	44-56	.786	40	41	81-4.5	45-3	14	29	12	20	141-7.8
24 MORGAN, Malik	18-9	363-20.2	36-85	.424	15-45	.333	19-26	.731	13	42	55-3.1	46-3	22	16	5	21	106-5.9
55 DEL PIERO, Andrew	18-15	275-15.3	30-58	.517	0-0	.000	14-24	.583	23	34	57-3.2	27-0	4	11	15	4	74-4.1
04 COURTNEY, Jalen	16-0	121-7.6	9-24	.375	0-1	.000	5-8	.625	9	18	27-1.7	15-0	0	7	2	0	23-1.4
11 HAMMINK, Shane	14-0	101-7.2	5-17	.294	0-5	.000	4-5	.800	5	6	11-0.8	11-0	2	4	0	0	14-1.0
04 COLLINS, Corban	14-0	72-5.1	3-12	.250	0-4	.000	4-6	.667	2	7	9-0.6	8-0	1	14	1	1	10-0.7
45 WILLIAMS, Mychal	2-0	1-0.5	0-1	.000	0-0	.000	0-0	.000	0	0	0-0.0	0-0	0	0	0	0	0-0.0
51 BADEAUX, Joshua	1-0	1-1.0	0-0	.000	0-0	.000	0-0	.000	0	0	0-0.0	0-0	0	1	0	0	0-0.0
Team									26	25	51			6			
TOTAL OPPONENTS	18	3700	440-1051	.419	128-376	.340	211-316	.668	212	424	636-35.3	337-10	243	246	55	144	1219-67.7
	18	3700	449-1015	.442	91-310	.294	262-388	.675	211	451	662-36.8	301	198	246	80	122	1251-69.5

Score by Periods	1st	2nd	OT	OT2	OT3	Totals
LSU	554	633	11	12	9	1219
Opponents	576	637	20	12	6	1251



Anthony Hickey



Johnny O'Bryant III

DATE	OPPONENT	SCORE	ATTENDANCE	LOC	HIGH SCORER	HIGH REBOUNDER
11/5/12	UC SANTA BARBARA	W, 77-63	6966	H	Charles Carmouche 16	Johnny O'Bryant III 8
11/13/12	MCNEESE STATE	W, 73-48	6776	H	Shavon Coleman 25	Shavon Coleman 10
11/20/12	NORTHWESTERN STATE	W, 102-95	7018	H	Shavon Coleman 22	3 tied with 7
11/24/12	MISSISSIPPI VALLEY STATE	W, 75-50	6237	H	Shavon Coleman 16	Shavon Coleman 11
11/29/12	#SETON HALL	W, 72-67	7295	H	Shavon Coleman 18	Johnny O'Bryant III 11
12/11/12	CHATTANOOGA	W, 80-67	6760	H	2 tied with 18	Johnny O'Bryant III 10
12/14/12	At Boise State	L, 70-89	11210	A	Corban Collins 19	Shavon Coleman 7
12/18/12	At UC Irvine	W, 66-60	1536	A	Andre Stringer 19	Johnny O'Bryant III 13
12/22/12	At Marquette	L, 80-84	14309	A	Andre Stringer 20	Anthony Hickey 7
12/28/12	HOUSTON BAPTIST	W, 75-58	7032	H	3 tied with 11	Shavon Coleman 13
01/05/13	BETHUNE-COOKMAN	W, 79-63	6462	H	Charles Carmouche 17	Shavon Coleman 12
01/09/13	*At Auburn	L, 63-68	6355	A	Charles Carmouche 15	Shavon Coleman 9
01/12/13	*FLORIDA	L, 52-74	9964	H	Anthony Hickey 15	Charles Carmouche 6
01/16/13	*SOUTH CAROLINA	L, 73-82 (OT)	6654	H	Anthony Hickey 18	2 tied with 7
01/19/13	*At Georgia	L, 58-67	5779	A	Johnny O'Bryant III 16	Johnny O'Bryant III 14
01/23/13	*TEXAS A&M	W, 58-54	7064	H	Shavon Coleman 17	Johnny O'Bryant III 10
01/26/13	*At Kentucky	L, 70-75	24,248	A	Johnny O'Bryant III 21	Johnny O'Bryant III 12
01/30/13	*MISSOURI	W, 73-70	8804	H	Anthony Hickey 20	Johnny O'Bryant III 11
02/02/13	*At Mississippi State	W, 69-68	7667	A	2 tied with 12	Johnny O'Bryant III 12
02/06/13	*VANDERBILT	W, 57-56	7075	H	Anthony Hickey 14	Anthony Hickey 7
02/09/13	*At Alabama	L, 57-60	13,511	A	Johnny O'Bryant III 22	Johnny O'Bryant III 11
02/14/13	*At South Carolina	W, 64-46	7486	A	Johnny O'Bryant III 30	Johnny O'Bryant III 10
02/16/13	*MISSISSIPPI STATE	W, 80-68	9720	H	Charles Carmouche 21	Johnny O'Bryant III 11
02/19/13	*At Tennessee	L, 72-82	15,086	A	Johnny O'Bryant III 24	Johnny O'Bryant III 8
02/23/13	*ALABAMA	W, 97-94 (3OT)	8200	H	Johnny O'Bryant III 24	Charles Carmouche 11
02/27/13	*ARKANSAS	W, 65-60	7891	H	Charles Carmouche 26	Johnny O'Bryant III 18
03/02/13	*At Missouri	L, 76-89	14,212	A	Anthony Hickey 22	Johnny O'Bryant III 8
03/06/13	*At Texas A&M	W, 68-63	6540	A	Charles Carmouche 20	Johnny O'Bryant III 10
03/09/13	*OLE MISS	L, 67-81	10,187	H	Andre Stringer 18	Johnny O'Bryant III 12
03/14/13	%Georgia (SECT)	W, 68-63	10,065	N	Shavon Coleman 24	Johnny O'Bryant III 12
03/15/13	%Florida (SECT)	L, 58-80	15,649	N	Charles Carmouche 14	Andrew Del Piero 6

* SEC Game

% SEC Tournament - Nashville, Tenn.

Big East/SEC Challenge - Campus Sites

Individual Superlatives

POINTS

30 - Johnny O'Bryant III, at South Carolina (02/14/13)
26 - Charles Carmouche, vs. Arkansas (02/27/13)
25 - Shavon Coleman, vs. McNeese State (11/13/12)
24 - Johnny O'Bryant III, at Tennessee (02/19/13)
24 - Johnny O'Bryant III, vs. Alabama (02/23/13)
24 - Shavon Coleman, vs. Georgia (03/14/13)

FIELD GOALS MADE

13 - Johnny O'Bryant III, vs. South Carolina (02/14/13)
10 - Shavon Coleman, vs. McNeese State (11/13/12)
9 - Johnny O'Bryant III, four times
9 - Charles Carmouche, twice
9 - Shavon Coleman, vs. Georgia (03/14/13)

FIELD GOAL ATTEMPTS

22 - Johnny O'Bryant III, at Kentucky (01/26/13)
19 - Johnny O'Bryant III, at South Carolina (02/14/13)
19 - Anthony Hickey, at Missouri (03/02/13)
18 - Anthony Hickey, at Marquette (12/22/12)

FIELD GOAL PERCENTAGE (MIN. 5 MADE)

.833 (5-6) - Andrew Del Piero, vs. Mississippi State (02/16/13)
.818 (9-11) - Charles Carmouche, vs. Arkansas (02/27/13)
.818 (9-11) - Shavon Coleman, vs. Georgia (03/14/13)
.750 (6-8) - Johnny O'Bryant III, at Boise State (12/14/12)

3 POINT FIELD GOALS MADE

6 - Andre Stringer, at Marquette (12/22/12)
6 - Anthony Hickey, at Missouri (03/02/13)
5 - Corban Collins, at Boise State (12/14/12)
5 - Charles Carmouche, twice

3 POINT FIELD GOAL ATTEMPTS

14 - Anthony Hickey, at Missouri (03/02/13)
11 - Anthony Hickey, vs. South Carolina (01/16/13)
11 - Charles Carmouche, at Auburn (01/09/13)
10 - Andre Stringer, at Marquette (12/22/12)
10 - Anthony Hickey, at Georgia (01/19/13)

3 POINT FIELD GOAL PERCENTAGE (MIN. 3 MADE)

.800 (4-5) - Andre Stringer, vs. Missouri (01/30/13)
.800 (4-5) - Shavon Coleman, vs. Georgia (03/14/13)
.750 (3-4) - Andre Stringer, at Kentucky (01/26/13)
.625 (5-8) - Charles Carmouche, twice

FREE THROWS MADE

11 - Charles Carmouche, vs. Northwestern State (11/20/12)
8 - Anthony Hickey, vs. Northwestern State (11/20/12)
8 - Carmouche, at Marquette (12/22/12)
8 - Shavon Coleman, vs. Bethune-Cookman (01/05/13)

FREE THROWS ATTEMPTED

17 - Johnny O'Bryant III, vs. Georgia (03/14/13)
15 - Charles Carmouche, vs. Northwestern State (11/20/12)
11 - Johnny O'Bryant III, vs. Missouri (01/30/13)
10 - Anthony Hickey, vs. Northwestern State (11/20/12)

FREE THROW PERCENTAGE (MIN. 5 MADE)

1.000 (8-8) - Shavon Coleman, vs. Bethune-Cookman (01/05/13)
1.000 (7-7) - Johnny O'Bryant III, vs. Ole Miss (03/09/13)
.889 (8-9) - Charles Carmouche, at Marquette (12/22/12)
.833 (5-6) - Shavon Coleman, twice

REBOUNDS

14 - Johnny O'Bryant III, at Georgia (01/19/13)
13 - Shavon Coleman, vs. Houston Baptist (12/28/12)
13 - Johnny O'Bryant III, at UC Irvine (12/18/12)
12 - Johnny O'Bryant III, four times
12 - Shavon Coleman, vs. Bethune-Cookman (01/05/13)

ASSISTS

10 - Charles Carmouche, at Marquette (12/22/12)
8 - Johnny O'Bryant III, vs. Mississippi State (02/16/13)
8 - Charles Carmouche, at South Carolina (12/14/13)
7 - Anthony Hickey, vs. Alabama (02/23/13)
7 - Carmouche, three times
6 - Anthony Hickey, five times

STEALS

8 - Anthony Hickey, vs. Texas A&M (01/23/13)
7 - Anthony Hickey, UC Santa Barbara (11/09/12)
6 - Anthony Hickey, vs. Seton Hall (11/29/12)
5 - Anthony Hickey, three times
5 - Malik Morgan, vs. Northwestern State (11/20/12)

BLOCKED SHOTS

4 - Andrew Del Piero, vs. Houston Baptist (12/28/12)
4 - Shavon Coleman, vs. Houston Baptist (12/28/12)
3 - Johnny O'Bryant III, vs. Chattanooga (12/11/12)
3 - Andre Del Piero, three times
3 - Shavon Coleman, at Texas A&M, 03/06/13

Team Superlatives

POINTS

High: 102 - vs. Northwestern State (11/20/12)
97 - vs. Alabama (02/23/13)
80 - vs. Mississippi State (02/16/13)
80 - at Marquette (12/22/12)
80 - vs. Chattanooga (12/11/12)
Low: 52 - vs. Florida (01/12/13)
57 - vs. Vanderbilt (02/06/13)
57 - at Alabama (02/09/13)
58 - at Georgia (01/19/13)
58 - vs. Florida (03/15/13)

FIELD GOALS MADE

High: 32 - vs. Alabama (02/23/13)
32 - vs. Northwestern State (11/20/12)
30 - four times
Low: 18 - at Georgia (01/19/13)
18 - vs. Vanderbilt (02/06/13)
18 - vs. Florida (03/15/13)
21 - twice

FIELD GOAL ATTEMPTS

High: 70 - at UC Irvine (12/18/12)
68 - vs. Alabama (02/23/13)
68 - at Marquette (12/22/12)
Low: 45 - vs. Missouri (01/30/13)
49 - vs. Mississippi Valley State (11/24/12)
50 - twice

FIELD GOAL PERCENTAGE

High: .556 - (25-45) vs. Missouri (01/30/13)
.551 - (27-49) vs. Mississippi Valley State (11/24/12)
.545 - (30-55) vs. Mississippi State (02/16/13)
Low: .323 - (21-65) vs. Florida (01/12/13)
.333 - (18-54) vs. Florida (03/15/13)
.360 - twice

3 PT FIELD GOALS MADE

High: 12 - at Missouri (03/02/13)
12 - vs. Mississippi State (02/16/13)
10 - at Marquette (12/22/12)
10 - at Boise State (12/14/12)
10 - vs. UC Santa Barbara (11/09/12)

Low: 3 - at South Carolina (02/14/13)
4 - vs. Seton Hall (11/29/12)
4 - at Mississippi State (02/02/13)
4 - at Alabama (02/09/13)

3PT FIELD GOAL ATTEMPTS

High: 29 - at Boise State (12/14/12)
28 - at Missouri (03/02/13)
28 - at UC Irvine (12/18/12)
Low: 13 - vs. Houston Baptist (12/28/12)
13 - at South Carolina (02/14/13)
15 - twice

3PT FIELD GOAL PERCENTAGE

High: .545 - (12-22) vs. Mississippi State (02/16/13)
.474 - (9-19) vs. Florida (03/15/13)
.474 - (9-19) vs. Chattanooga (12/11/12)
Low: .160 - (4-25) at Mississippi State (02/02/13)
.200 - (4-20) vs. Seton Hall (11/29/12)
.217 - (5-23) vs. Texas A&M (01/23/13)

FREE THROWS MADE

High: 29 - vs. Northwestern State (11/20/12)
25 - vs. Alabama (02/23/13)
18 - vs. Houston Baptist (12/28/12)
18 - vs. Seton Hall (11/29/12)
Low: 4 - at Auburn (01/09/13)
4 - vs. Florida (01/12/13)
5 - vs. Texas A&M (01/23/13)

FREE THROW ATTEMPTS

High: 51 - vs. Northwestern State (11/20/12)
37 - vs. Alabama (02/23/13)
28 - three times
Low: 10 - at Auburn (01/09/13)
10 - vs. Florida (01/12/13)
11 - at Boise State (12/14/12)

FREE THROW PERCENTAGE

High: .923 - (12-13) at Marquette (12/22/12)
.833 - (15-18) at Mississippi State (02/02/13)
.813 - (13-16) vs. South Carolina (01/16/13)
Low: .350 - (7-20) vs. UC Santa Barbara (11/09/12)

.400 - (4-10) at Auburn (01/09/13)
.400 - (4-10) vs. Florida (01/12/13)

REBOUNDS

High: 50 - vs. McNeese State (11/13/12)
49 - at South Carolina (02/14/13)
48 - vs. Houston Baptist (12/28/12)
48 - vs. Northwestern State (11/20/12)
Low: 26 - at Kentucky (01/26/13)
26 - vs. Missouri (01/30/13)
27 - at Boise State (12/14/12)
27 - vs. Florida (03/15/13)

ASSISTS

High: 24 - vs. Mississippi State (02/16/13)
19 - Alabama (02/23/13)
19 - Chattanooga (12/11/12)
18 - 3 times
Low: 6 - at Georgia (01/19/13)
7 - vs. Florida (03/15/13)
10 - twice

STEALS

High: 19 - vs. Texas A&M (01/23/13)
16 - vs. Seton Hall (11/29/12)
16 - vs. UC Santa Barbara (11/09/12)
14 - vs. Northwestern State (11/20/12)
Low: 3 - at Alabama (02/09/13)
5 - vs. Vanderbilt (02/06/13)
5 - vs. Mississippi State (02/16/13)
5 - at Missouri (03/02/13)

BLOCKED SHOTS

High: 13 - vs. Houston Baptist (12/28/12)
7 - at Texas A&M (03/06/13)
7 - vs. Chattanooga (12/11/12)
7 - vs. Mississippi Valley State (11/24/12)
Low: 0 - at Alabama (02/09/13)
1 - four times

Game-by-Game Team Statistics

REVIEW

OPPONENT	1ST HALF	2ND HALF	SCORE	MAR	FG	PCT.	3FG	PCT.	FT	PCT.	REB.	MAR.	A	TO	BLKS	STLS	FLS
UC Santa Barbara	32	31	63		19-51	.373	5-19	.263	20-29	.690	41		7	23	4	6	19
LSU (W, 1-0)	41	36	77	+14	30-67	.448	10-26	.385	7-20	.350	40	-1	15	13	4	16	20
McNeese State	22	26	48		16-54	.296	0-12	.000	16-23	.696	31		1	18	8	14	19
LSU (W, 2-0)	38	35	73	+25	26-59	.441	9-22	.409	12-22	.545	50	+19	18	19	5	10	20
Northwestern State	38	57	95		32-65	.492	6-16	.375	25-35	.714	35		11	21	3	12	34
LSU (W, 3-0)	52	50	102	+7	32-66	.485	9-25	.360	29-51	.569	48	+13	16	21	1	14	28
Mississippi Valley State	23	27	50		17-60	.283	10-25	.400	6-15	.400	29		7	17	1	10	18
LSU (W, 4-0)	33	42	75	+25	27-49	.551	7-15	.467	14-23	.609	44	+15	16	22	7	10	15
Seton Hall	35	32	67		24-49	.490	10-21	.476	9-14	.643	35		11	26	3	10	21
LSU (W, 5-0)	27	45	72	+5	25-63	.397	4-20	.200	18-27	.667	37	+2	13	15	4	16	14
Chattanooga	30	37	67		25-67	.373	9-24	.375	8-13	.615	39		11	15	4	8	17
LSU (W, 6-0)	42	38	80	+13	30-63	.476	9-19	.474	11-20	.550	46	+7	19	18	7	12	16
LSU (L, 6-1)	30	40	70	-19	26-59	.441	10-29	.345	8-11	.727	27	-17	16	20	5	8	26
Boise State	43	46	89		29-63	.460	8-19	.421	23-31	.742	44		13	17	2	13	15
LSU (W, 7-1)	34	32	66	+6	26-70	.371	8-28	.286	6-12	.500	43	-7	14	11	3	6	14
UC Irvine	26	34	60		25-67	.373	5-15	.333	5-9	.556	50		17	17	4	5	15
LSU (L, 7-2)	33	47	80	-4	29-68	.426	10-26	.385	12-13	.923	32	-1	18	14	2	11	21
Marquette	45	39	84		27-55	.491	6-22	.273	24-25	.960	33		15	16	0	9	16
Houston Baptist	25	33	58		22-66	.333	0-8	.000	14-19	.737	39		9	12	7	4	21
LSU (W, 8-2)	36	39	75	+17	26-60	.433	5-13	.385	18-26	.692	48	+9	15	15	13	9	17
Bethune Cookman	30	33	63		21-57	.368	4-13	.308	17-24	.708	33		4	15	7	12	18
LSU (W, 9-2)	38	41	79	+16	30-57	.526	7-19	.386	12-17	.706	38	+5	18	16	5	10	17
LSU (L, 9-3, 0-1 SEC)	28	35	63	-5	25-67	.373	9-27	.333	4-10	.400	40	+2	15	12	3	7	20
Auburn	27	41	68		25-54	.463	6-18	.333	12-22	.545	38		15	12	4	6	15
Florida	29	45	74		28-63	.444	8-23	.348	10-17	.588	53		13	11	1	4	15
LSU (L, 9-4, 0-2 SEC)	20	32	52	-22	21-65	.323	6-24	.250	4-10	.400	34	-19	11	8	5	7	17
South Carolina	35	34-13	82		26-58	.444	2-14	.143	28-37	.588	36		9	15	2	6	16
LSU (L, 9-5, 0-3 SEC) (OT)	33	36-4	73	-9	26-64	.406	8-27	.296	13-16	.813	40	+4	15	22	3	9	26
LSU (L, 9-6, 0-4 SEC)	29	29	58	-9	18-50	.360	6-17	.353	16-24	.667	38	+9	6	21	2	11	23
Georgia	33	34	67		22-47	.468	4-12	.333	19-26	.731	29		16	16	1	12	15
Texas A&M	28	26	54		20-44	.455	5-13	.385	9-13	.692	38		13	24	4	7	16
LSU (W, 10-6, 1-4 SEC)	27	31	58	+4	24-63	.381	5-23	.217	5-12	.417	32	-6	10	11	1	19	15
LSU (L, 10-7, 1-5 SEC)	31	39	70	-5	25-63	.397	8-20	.400	12-15	.800	26	-13	13	10	2	7	21
Kentucky	42	33	75		27-52	.519	2-11	.182	19-28	.679	39		7	16	6	4	15
Missouri	26	44	70		23-61	.377	7-25	.280	17-22	.773	39		7	8	2	8	19
LSU (W, 11-7, 2-5 SEC)	39	34	73	+3	25-45	.556	6-17	.353	17-28	.607	26	-13	10	12	1	7	18
LSU (W, 12-7, 3-5 SEC)	26	43	69	+1	25-63	.397	4-25	.160	15-18	.833	39	+2	15	17	3	11	21
Mississippi State	40	28	68		26-54	.481	3-12	.250	13-27	.481	37		13	17	6	11	17
Vanderbilt	18	38	56		17-54	.315	8-27	.296	14-19	.737	38		11	11	6	5	19
LSU (W, 13-7, 4-5 SEC)	31	26	57	+1	18-50	.360	9-21	.429	12-19	.632	37	-1	13	11	4	5	14
LSU (L, 13-8, 4-6 SEC)	21	36	57	-3	21-56	.375	4-15	.267	11-14	.786	36	-7	11	12	0	3	23
Alabama	27	33	60		19-54	.352	2-18	.111	20-33	.606	43		9	10	9	6	16
LSU (W, 14-8, 5-6 SEC)	26	38	64	+18	26-59	.441	3-13	.231	9-16	.563	49	+15	16	17	3	7	18
South Carolina	24	22	46		18-64	.281	3-19	.158	7-13	.538	34		8	12	8	7	16
Mississippi State	28	40	68		26-56	.464	4-17	.235	12-19	.632	24		9	9	7	6	14
LSU (W, 15-8, 6-6 SEC)	41	39	80	+12	30-55	.545	12-22	.545	8-12	.667	36	+12	24	10	5	5	15
LSU (L, 15-9, 6-7 SEC)	30	42	72	-10	26-57	.456	6-18	.333	14-18	.778	29	+2	12	13	3	7	20
Tennessee	40	42	82		27-47	.574	10-15	.667	18-21	.857	27		14	13	2	7	18
Alabama	36	33-25	94		35-76	.461	8-21	.381	16-19	.842	38		9	13	2	7	27
LSU (W, 16-9, 7-7 SEC) (3OT)	31	38-28	97	+3	32-68	.471	8-20	.400	25-37	.676	47	+9	19	16	4	9	19
Arkansas	32	28	60		20-56	.357	6-25	.240	14-23	.609	42		8	19	6	10	21
LSU (W, 17-9, 8-7 SEC)	45	20	65	+5	22-52	.423	7-18	.389	14-22	.636	35	-7	13	18	3	10	18
LSU (L, 17-10, 8-8 SEC)	39	37	76	-13	26-62	.419	12-28	.429	12-16	.750	30	-5	11	10	1	5	17
Missouri	43	46	89		36-62	.581	5-16	.313	12-17	.705	35		17	11	4	3	15
LSU (W, 18-10, 9-8 SEC)	27	41	68	+11	27-56	.482	6-18	.333	8-14	.571	31	-4	16	11	7	8	16
Texas A&M	25	32	57		23-54	.426	3-12	.250	8-11	.727	35		7	18	5	3	13
Ole Miss	43	38	81		31-59	.525	5-12	.417	14-21	.667	37		13	11	5	10	14
LSU (L, 18-11, 9-9 SEC)	30	37	67	-14	23-56	.411	9-23	.391	12-15	.800	31	-6	13	15	5	7	16
SEC Tournament - Nashville, Tenn.																	
LSU (W, 19-11)	39	29	68	+5	23-53	.434	9-21	.429	13-28	.464	34	-14	14	5	2	9	21
Georgia	19	44	63		16-56	.286	8-25	.320	23-30	.767	48		9	11	5	1	20
LSU (L, 19-12)	28	30	58	-22	18-54	.333	9-19	.474	13-28	.464	27	-20	7	10	6	7	18
Florida	43	37	80		29-57	.509	11-20	.550	11-22	.500	47		17	16	1	2	18

UC SANTA BARBARA (H-W)

F -- Johnny O'Bryant III
 F -- Eddie Ludwig
 G -- Charles Carmouche
 G -- Corban Collins
 G -- Malik Morgan

McNEESE STATE (H-W)

F -- Shavon Coleman
 F -- Eddie Ludwig
 G -- Charles Carmouche
 G -- Anthony Hickey
 G -- Malik Morgan

NORTHWESTERN STATE (H-W)

F -- Johnny O'Bryant III
 F -- Eddie Ludwig
 G -- Charles Carmouche
 G -- Anthony Hickey
 G -- Malik Morgan

MISS VALLEY STATE (H-W)

F -- Johnny O'Bryant III
 F -- Eddie Ludwig
 F -- Shane Hammink
 G -- Charles Carmouche
 G -- Corban Collins

SETON HALL (H-W)

F -- Johnny O'Bryant III
 F -- Shane Hammink
 C -- Andrew Del Piero
 G -- Charles Carmouche
 G -- Anthony Hickey

CHATTANOOGA (H-W)

F -- Johnny O'Bryant III
 C -- Andrew Del Piero
 G -- Charles Carmouche
 G -- Andre Stringer
 G -- Malik Morgan

BOISE STATE (A-L)

F -- Johnny O'Bryant III
 C -- Andrew Del Piero
 G -- Charles Carmouche
 G -- Andre Stringer
 G -- Malik Morgan

UC IRVINE (A-W)

F -- Johnny O'Bryant III
 C -- Andrew Del Piero
 G -- Charles Carmouche
 G -- Andre Stringer
 G -- Corban Collins

MARQUETTE (A-L)

F -- Johnny O'Bryant III
 C -- Andrew Del Piero
 G -- Charles Carmouche
 G -- Andre Stringer
 G -- Corban Collins

HOUSTON BAPTIST (H-W)

F -- Shavon Coleman
 C -- Andrew Del Piero
 G -- Charles Carmouche
 G -- Corban Collins
 G -- Andre Stringer

BETHUNE-COOKMAN (H-W)

F -- Shavon Coleman
 C -- Andrew Del Piero
 G -- Charles Carmouche
 G -- Corban Collins
 G -- Andre Stringer

AUBURN (A-L)

F -- Johnny O'Bryant III
 C -- Andrew Del Piero
 G -- Charles Carmouche
 G -- Andre Stringer
 G -- Anthony Hickey

FLORIDA (H-L)

F -- Johnny O'Bryant III
 C -- Andrew Del Piero
 G -- Charles Carmouche
 G -- Anthony Hickey
 G -- Andre Stringer

SOUTH CAROLINA (H-L-OT)

F -- Johnny O'Bryant III
 C -- Andrew Del Piero
 G -- Charles Carmouche
 G -- Anthony Hickey
 G -- Andre Stringer

GEORGIA (A-L)

F -- Johnny O'Bryant III
 C -- Andrew Del Piero
 G -- Malik Morgan
 G -- Andre Stringer
 G -- Anthony Hickey

TEXAS A&M (H-W)

F -- Johnny O'Bryant III
 C -- Andrew Del Piero
 G -- Malik Morgan
 G -- Anthony Hickey
 G -- Andre Stringer

KENTUCKY (A-L)

F -- Johnny O'Bryant III
 C -- Andrew Del Piero
 G -- Charles Carmouche
 G -- Andre Stringer
 G -- Anthony Hickey

MISSOURI (H-W)

F -- Johnny O'Bryant III
 C -- Andrew Del Piero
 G -- Charles Carmouche
 G -- Anthony Hickey
 G -- Andre Stringer

MISSISSIPPI STATE (A-W)

F -- Johnny O'Bryant III
 F -- Shavon Coleman
 G -- Malik Morgan
 G -- Andre Stringer
 G -- Anthony Hickey

VANDERBILT (H-W)

F -- Johnny O'Bryant III
 F -- Shavon Coleman
 G -- Malik Morgan
 G -- Anthony Hickey
 G -- Andre Stringer

ALABAMA (A-L)

F -- Johnny O'Bryant III
 F -- Shavon Coleman
 G -- Malik Morgan
 G -- Andre Stringer
 G -- Anthony Hickey

SOUTH CAROLINA (A-W)

F -- Johnny O'Bryant III
 C -- Andrew Del Piero
 G -- Malik Morgan
 G -- Andre Stringer
 G -- Anthony Hickey

MISSISSIPPI STATE (H-W)

F -- Johnny O'Bryant III
 C -- Andrew Del Piero
 G -- Malik Morgan
 G -- Anthony Hickey
 G -- Andre Stringer

TENNESSEE (A-L)

F -- Johnny O'Bryant III
 C -- Andrew Del Piero
 G -- Malik Morgan
 G -- Andre Stringer
 G -- Anthony Hickey

ALABAMA (H-W-3OT)

F -- Johnny O'Bryant III
 C -- Andrew Del Piero
 G -- Malik Morgan
 G -- Anthony Hickey
 G -- Charles Carmouche

MISSOURI (A-L)

F -- Johnny O'Bryant III
 C -- Andrew Del Piero
 G -- Malik Morgan
 G -- Andre Stringer
 G -- Anthony Hickey

ARKANSAS (H-W)

F -- Johnny O'Bryant III
 C -- Andrew Del Piero
 G -- Andre Stringer
 G -- Anthony Hickey
 G -- Charles Carmouche

TEXAS A&M (A-W)

F -- Johnny O'bryant III
 C -- Andrew Del Piero
 G -- Charles Carmouche
 G -- Andre Stringer
 G -- Anthony Hickey

OLE MISS (H-L)

F -- Johnny O'Bryant III
 C -- Andrew Del Piero
 G -- Andre Stringer
 G -- Anthony Hickey
 G -- Charles Carmouche

GEORGIA (SECT-W)

F -- Johnny O'Bryant III
 F -- Shavon Coleman
 G -- Charles Carmouche
 G -- Andre Stringer
 G -- Anthony Hickey

FLORIDA (SECT-L)

F -- Johnny O'Bryant III
 F -- Shavon Coleman
 G -- Charles Carmouche
 G -- Andre Stringer
 G -- Anthony Hickey

Lineup Records**Record 2-0**

F -- Shavon Coleman
 C -- Andrew Del Piero
 G -- Charles Carmouche
 G -- Andre Stringer
 G -- Corban Collins

Record - 1-0

F -- Johnny O'Bryant III
 F -- Eddie Ludwig
 G -- Charles Carmouche
 G -- Corban Collins
 G -- Malik Morgan

Record - 1-0

F -- Johnny O'Bryant III
 F -- Eddie Ludwig
 G -- Charles Carmouche
 G -- Anthony Hickey
 G -- Malik Morgan

Record 1-0

F -- Shavon Coleman
 F -- Eddie Ludwig
 G -- Charles Carmouche
 G -- Anthony Hickey
 G -- Malik Morgan

Record 1-0

F -- Johnny O'Bryant III
 F -- Eddie Ludwig
 F -- Shane Hammink
 G -- Charles Carmouche
 G -- Corban Collins

Record 1-0

F -- Johnny O'Bryant III
 C -- Andrew Del Piero
 F -- Shane Hammink
 G -- Charles Carmouche
 G -- Anthony Hickey

Record 1-0

F -- Johnny O'Bryant III
 C -- Andrew Del Piero
 G -- Malik Morgan
 G -- Charles Carmouche
 G -- Anthony Hickey

Record 2-1

F -- Johnny O'Bryant III
 F -- Shavon Coleman
 G -- Malik Morgan
 G -- Andre Stringer
 G -- Anthony Hickey

Record 3-2

F -- Johnny O'Bryant III
 C -- Andrew Del Piero
 G -- Malik Morgan
 G -- Andre Stringer
 G -- Anthony Hickey

Record 1-1

F -- Johnny O'Bryant III
 C -- Andrew Del Piero
 G -- Charles Carmouche
 G -- Andre Stringer
 G -- Malik Morgan

Record 1-1

F -- Johnny O'Bryant III
 C -- Andrew Del Piero
 G -- Charles Carmouche
 G -- Andre Stringer
 G -- Corban Collins

Record 1-1

F -- Johnny O'Bryant III
 F -- Shavon Coleman
 G -- Charles Carmouche
 G -- Andre Stringer
 G -- Anthony Hickey

Record 3-6

F -- Johnny O'Bryant III
 C -- Andrew Del Piero
 G -- Charles Carmouche
 G -- Andre Stringer
 G -- Anthony Hickey

UAB

DEC. 21 • 4 p.m.
MARAVICH CENTER • BATON ROUGE, LA.
TV • CST



GENERAL INFORMATION

Location: Birmingham, Ala.
Enrollment: 17,999
Nickname: Blazers
Colors: Forest Green and Old Gold
Arena: Bartow Arena
Conference: Conference USA
Athletic Director: Brian Mackin

BASKETBALL INFORMATION

Head Coach: Jerod Haase
Alma Mater: Kansas ('97)
School Record: 16-17 (1 year)
Career Record: 16-17 (1 year)
Assistant Coaches: Rob Ehsan, Richie Riley, Jeff Wulbrun
2012-13 Record: 16-17
Conference Record/Finish: 7-9 (7th)
Letterman Returning/Lost: 6/5
Starters Returning/Lost: 5/0
Series Record: Series tied, 1-1

SPORTS INFORMATION

MBB Contact: Tray Littlefield
Office Phone: (205) 934-7920
E-Mail: trayl@uab.edu
Press Row: (205) 934-0720
Website: www.uabsports.com
Mailing Address: 1720 2nd Ave. S, Bartow Arena
Birmingham, Ala. 35294

BUTLER

POSSIBLE OPPONENT, DEC. 1
OLD SPICE CLASSIC
HP FIELD HOUSE • ORLANDO, FLA.
TV • ESPN2/U/3



GENERAL INFORMATION

Location: Indianapolis, Ind.
Enrollment: 4,200
Nickname: Bulldogs
Colors: Blue and White
Arena: Hinkle Fieldhouse
Conference: BIG EAST
Athletics Director: Barry Collier

BASKETBALL INFORMATION

Head Coach: Brandon Miller
Alma Mater: Butler ('03)
School Record: First Year
Career Record: First Year
Assistant Coaches: Terry Johnson, Michael Lewis, Chris Holtmann
2012-13 Record: 26-8
Conference Record/Finish: 11-5 (3rd)
Series Record: LSU leads, 1-0

SPORTS INFORMATION

MBB Contact: Jim McGrath
Office Phone: (317) 940-9414
E-Mail: jmcgrath@butler.edu
Press Row: (317) 940-9817
Website: www.butlersports.com
Mailing Address: 510 W. 49th Street
Indianapolis, Ind. 46208

LOUISIANA-MONROE

DEC. 14 • 7 p.m.
MARAVICH CENTER • BATON ROUGE, LA.
TV • CST



GENERAL INFORMATION

Location: Monroe, La.
Enrollment: 8,858
Nickname: Warhawks
Colors: Maroon and Gold
Arena: Fant-Ewing Coliseum
Conference: Sun Belt
Athletic Director: Brian Wickstrom

BASKETBALL INFORMATION

Head Coach: Keith Richard
Alma Mater: Louisiana-Monroe ('82)
School Record: 14-73 (3 years)
Career Record: 164-190 (12 years)
Assistant Coaches: Ryan Cross, Lonnie Cooper, J.A. Anglin
2012-13 Record: 4-23
Conference Record/Finish: 3-17 (11th)
Letterman Returning/Lost: 7/4
Starters Returning/Lost: 4/1
Series Record: LSU leads, 5-0

SPORTS INFORMATION

MBB Contact: Robbie Kleinmuntz
Office Phone: (318) 342-5462
Office Fax: (318) 342-5464
E-Mail: kleinmuntz@ulm.edu
Press Row: (318) 342-6920
Website: ulmwarhawks.com
Mailing Address: 308 Warhawk Way
Monroe, La. 71209

MASSACHUSETTS

NOV. 12 • 10 A.M.
MULLINS CENTER • AMHERST, MASS.
TV • ESPN2



GENERAL INFORMATION

Location: Amherst, Mass.
Enrollment: 27,019
Nickname: Minutemen
Colors: Maroon, Black, Grey & White
Arena: Mullins Center
Conference: Atlantic 10
Athletic Director: John McCutcheon

BASKETBALL INFORMATION

Head Coach: Derek Kellogg
Alma Mater: Massachusetts ('95)
School Record: 85-77 (5 years)
Career Record: 85-77 (5 years)
Assistant Coaches: Shyrone Chatman, Adam Ginsburg, Marlon Williamson
2012-13 Record: 21-12
Conference Record/Finish: 9-7 (4th)
Series Record: First Meeting

SPORTS INFORMATION

MBB Contact: Brian Henry
Office Phone: (413) 577-0053
E-Mail: bwhenry@admin.umass.edu
Press Row: (413) 545-6139
Website: www.UMassAthletics.com
Mailing Address: 290 Boyden Building
Amherst, Mass. 01003

OLD SPICE CLASSIC

TOURNAMENT SCHEDULE

Hosted by the MAAC
Nov. 28, 29 & Dec. 1
ESPN Wide World of Sports Complex • Orlando, Fla.
All times listed as Central
Home team is listed second

THURSDAY NOV. 28 - FIRST ROUND Game 1

Purdue vs. Oklahoma State
11 a.m. (ESPN2)

Game 2

Butler vs. Washington State
1 p.m. (ESPN2)

Game 3

Memphis vs. Siena
5:30 p.m. (ESPN2)

Game 4

LSU vs. Saint Joseph's
7:30 p.m. (ESPN2)

FRIDAY, NOV. 29

Game 5 • Consolation

Loser Game 1 vs. Loser Game 2
10 a.m. (ESPN2)

Game 6 • Semifinal No. 1

Winner Game 1 vs. Winner Game 2
12:30 p.m. (ESPN)

Game 7 • Semifinal No. 2

Winner Game 3 vs. Winner Game 4
4:30 p.m. (ESPN2)

Game 8 • Consolation

Loser Game 3 vs. Loser Game 4
7 p.m. (ESPNU)

NO GAMES ON NOV. 30

SATURDAY, DEC. 1

Game 9 • 5th place game

Winner Game 5 vs. Winner Game 8
11 a.m. (ESPNU)

3rd place game

Loser Game 6 vs. Loser Game 7
1 p.m. (ESPNU)

Game 11 • 7th place game

Loser Game 5 vs. Loser Game 8
4 p.m. (ESPN3)

Championship game

Winner Game 6 vs. Winner Game 7
6:30 p.m. (ESPN2)

MCNEESE STATE

DEC. 28 • 7 p.m.
MARAVICH CENTER • BATON ROUGE, LA.
TV • CST

**GENERAL INFORMATION**

Location: Lake Charles, LA
 Enrollment: 8,900
 Nickname: Cowboys
 Colors: Blue and Gold
 Arena: Burton Coliseum
 Conference: Southland
 Athletic Director: Bruce Hemphill

BASKETBALL INFORMATION

Head Coach: Dave Simmons
 Alma Mater: Louisiana Tech ('81)
 School Record: 101-116 (8 years)
 Career Record: 114-129 (9 years)
 Assistant Coaches: David Dumars, Steve Welch, Patrick Haynes
 2012-13 Record: 14-17
 Conference Record/Finish: 7-11 (6th)
 Letterman Returning/Lost: 6/2
 Starters Returning/Lost: 3/2
 Series Record: LSU leads, 21-0

SPORTS INFORMATION

MBB Contact: Matthew Bonnette
 Office Phone: (337) 475-5207
 Office Fax: (337) 475-5202
 E-Mail: wbonnette@mcneese.edu
 Press Row: (337) 562-4061
 Website: www.mcneesesports.com
 Mailing Address: McNeese Sports Information,
 700 E. McNeese Street, Lake Charles, LA 70607

MEMPHIS

POSSIBLE OPPONENT • NOV. 29
OLD SPICE CLASSIC
HP FIELD HOUSE • ORLANDO, FLA.
TV • ESPN2/U

**GENERAL INFORMATION**

Location: Memphis, Tenn.
 Enrollment: 22,725
 Nickname: Tigers
 Colors: Royal Blue and Gray
 Arena: FedEx Forum
 Conference: American Athletic Conference
 Athletics Director: Tom Bowen

BASKETBALL INFORMATION

Head Coach: Josh Pastner
 Alma Mater: Arizona ('98)
 School Record: 106-34 (4 years)
 Career Record: 106-34 (4 years)
 Assistant Coaches: Aki Collins, Damon Stoudamire, Jimmy Williams
 2012-13 Record: 31-5
 Conference Record/Finish: 16-0 (1st - C-USA)
 Series Record: Memphis leads, 2-3

SPORTS INFORMATION

MBB Contact: Lamar Chance
 Office Phone: (901) 678-2349
 E-Mail: lchance1@memphis.edu
 Press Row: (901) 205-2758
 Website: www.goTIGERSgo.com
 Mailing Address: 203 Athletic Office Building, 570
 Normal Street, Memphis, Tenn. 38152

NEW ORLEANS

NOV. 19 • 7 p.m.
MARAVICH CENTER • BATON ROUGE, LA.
TV • CST

**GENERAL INFORMATION**

Location: New Orleans, La.
 Enrollment: 11,000
 Nickname: Privateers
 Colors: Royal Blue and Silver
 Arena: Lakefront Arena
 Conference: Southland
 Athletic Director: Derek Morel

BASKETBALL INFORMATION

Head Coach: Mark Slessinger
 Alma Mater: Aurora University ('95)
 School Record: 25-33 (2 years)
 Career Record: 25-33 (2 years)
 Assistant Coaches: Kenyon Spears, Kris Arkenberg and Kerwin Forges
 2012-13 Record: 8-18
 Letterman Returning/Lost: 8/8
 Starters Returning/Lost: 1/4
 Series Record: LSU leads 10-4

SPORTS INFORMATION

MBB Contact: TBA
 Office Phone: (504) 280-6284
 Website: www.unoprivateers.com
 Mailing Address: University of New Orleans Athletics,
 2000 Lakeshore Drive
 New Orleans, La. 70148

NORTHWESTERN STATE

NOV. 16 • 7 p.m.
MARAVICH CENTER • BATON ROUGE, LA.

**GENERAL INFORMATION**

Location: Natchitoches, La.
 Enrollment: 9,447
 Nickname: Demons
 Colors: Purple, White, Orange Trim
 Arena: Prather Coliseum
 Conference: Southland
 Athletic Director: Greg Burke

BASKETBALL INFORMATION

Head Coach: Mike McConathy
 Alma Mater: Louisiana Tech ('77)
 School Record: 223-13 (15 years)
 Career Record: 575-372 (30 years)
 Assistant Coaches: Jeff Moore, Bill Lewit, Jacob Spielbauer
 2012-13 Record: 23-9
 Conference Record/Finish: 15-3 (2nd)
 Series Record: LSU leads, 17-6

SPORTS INFORMATION

MBB Contact: Doug Ireland
 Office Phone: (318) 357-6467
 Office Fax: (318) 357-4515
 E-Mail: Ireland@nsula.edu
 Press Row: (318) 357-4544
 Website: www.nsudemons.com
 Mailing Address: 220 S. Jefferson
 Natchitoches, La. 71497

OKLAHOMA STATE

POSSIBLE OPPONENT • DEC. 1
OLD SPICE CLASSIC
HP FIELD HOUSE • ORLANDO, FLA.
TV • ESPN2/U/3

**GENERAL INFORMATION**

Location: Stillwater, Okla.
 Enrollment: 35,214
 Nickname: Cowboys
 Colors: Orange and Black
 Arena: Gallagher-Iba Arena
 Conference: Big 12
 Athletics Director: Mike Holder

BASKETBALL INFORMATION

Head Coach: Travis Ford
 Alma Mater: Kentucky, 1994
 School Record: (104-63 (5 years)
 Career Record: 294-210 (16 years)
 Associate Head Coach: Butch Pierre
 Assistant Coaches: Chris Ferguson & Steve Middleton
 2012-13 Record: 24-9
 Conference Record/Finish: 13-5 (3rd)
 Letterman Returning/Lost: 12/3
 Starters Returning/Lost: 4/1
 Series Record: Series tied, 2-2

SPORTS INFORMATION

MBB Contact: Mike Noteware
 Office Phone: (405) 744-7756
 E-Mail: mike.noteware@okstate.edu
 Press Row: (405) 744-5757
 Website: www.okstate.com
 Mailing Address: 220 Athletics Center, Oklahoma
 State University, Stillwater, Okla. 74078

PURDUE

POSSIBLE OPPONENT • DEC. 1
OLD SPICE CLASSIC
HP FIELD HOUSE • ORLANDO, FLA.
TV • ESPN2/U/3

**GENERAL INFORMATION**

Location: West Lafayette, Ind.
 Enrollment: 39,697
 Nickname: Boilermakers
 Colors: Old Gold and Black
 Arena: Mackey Arena
 Conference: Big Ten
 Athletics Director: Morgan J. Burke

BASKETBALL INFORMATION

Head Coach: Matt Painter
 Alma Mater: Purdue ('94)
 School Record: 176-95 (8 years)
 Career Record: 201-100 (9 years)
 Associate Head Coach: Jack Owens
 Assistant Coaches: Greg Gary & Brandon Brantley
 2012-13 Record: 16-18
 Conference Record/Finish: 8-10 (7th)
 Series Record: Series tied, 1-1

SPORTS INFORMATION

MBB Contact: Cory Walton
 Office Phone: (765) 494-3201
 E-Mail: cdwalton@purdue.edu
 Press Row: (765) 494-6365
 Website: purduesports.com
 Mailing Address: Purdue Athletics Communica-
 tions, Mackey Arena, Room 2235, 900 John R.
 Wooden Drive, West Lafayette, Ind. 47907

RHODE ISLAND

JAN. 4 • 7 p.m.
MARAVICH CENTER • BATON ROUGE, LA.
TV • CST



GENERAL INFORMATION

Location: Kingston, R.I.
Enrollment: 16,562
Nickname: Rams
Colors: Blue, Dark Blue, White
Arena: Thomas M. Ryan Center
Conference: Atlantic 10
Athletic Director: Thorrr Bjorn

BASKETBALL INFORMATION

Head Coach: Dan Hurley
Alma Mater: Seton Hall ('96)
School Record: 8-21 (1 year)
Career Record: 46-44 (3 years)
Assistant Coaches: Jim Carr, Preston Murphy, Luke Murray
2012-13 Record: 8-21
Conference Record/Finish: 3-13 (7th)
Series Record: First Meeting

SPORTS INFORMATION

MBB Contact: Mike Laprey
Office Phone: (401) 874-2401
Office Fax: (401) 874-5354
E-Mail: mlaprey@mail.uri.edu
Press Row: (401) 874-5359
Website: www.gorhody.com
Mailing Address: University of Rhode Island, Three Keaney Road, Suite One, Kingston, R.I. 02881

SAINT JOSEPH'S
OLD SPICE CLASSIC OPPONENT
NOV. 28 • 7:30 P.M.
HP FIELD HOUSE • ORLANDO, FLA.
TV • ESPN2



GENERAL INFORMATION

Location: Philadelphia, Pa.
Enrollment: 4,650
Nickname: Hawks
Colors: Crimson and Gray
Arena: Michael J. Hagan '85 Arena
Conference: Atlantic 10
Athletics Director: Don DiJulia

BASKETBALL INFORMATION

Head Coach: Phil Martelli
Alma Mater: Widener ('76)
School Record: 338-237 (18 years)
Career Record: 338-237 (18 years)
Assistant Coaches: Mark Bass, David Duda and Geoff Arnold
2012-13 Record: 18-14
Conference Record/Finish: 8-8 (10th)
Letterman Returning/Lost: 10/4
Starters Returning/Lost: 3/2
Series Record: St. Joseph's leads, 1-0

SPORTS INFORMATION

MBB Contact: Marie Wozniak
Office Phone: (610) 660-1727
E-Mail: mwozniak@sju.edu
Press Row: (610) 660-2599
Website: SJUHawks.com
Mailing Address: Saint Joseph's University, Athletic Department, 5600 City Ave., Philadelphia, Pa. 19131

SIENA

POSSIBLE OPPONENT • NOV. 29
OLD SPICE CLASSIC
HP FIELD HOUSE • ORLANDO, Fla.
TV • ESPN2/U



GENERAL INFORMATION

Location: Loudonville, N.Y.
Enrollment: 3,000
Nickname: Saints
Colors: Green and Gold
Arena: Times Union Center
Conference: Metro Atlantic Athletic
Athletics Director: John D'Argenio

BASKETBALL INFORMATION

Head Coach: Jimmy Patsos
Alma Mater: Catholic University of America ('89)
School Record: First Season
Career Record: 145-135 (9 years)
Assistant Coaches: Greg Manning, Luke D'Alessio, Lucious Jordan
2012-13 Record: 8-24
Conference Record/Finish: 4-14 (9th)
Series Record: First Meeting

SPORTS INFORMATION

MBB Contact: Jason Rich
Office Phone: (518) 783-2411
E-Mail: jrich@siena.edu
Press Row: (518) 487-2251
Website: SienaSaints.com
Mailing Address: Siena College Athletics, 515 Loudon Road, Loudonville, N.Y. 12211-1462

SOUTHEASTERN LOUISIANA
NOV. 22 • 7 p.m.
MARAVICH CENTER • BATON ROUGE, LA



GENERAL INFORMATION

Location: Hammond, La.
Enrollment: 17,800
Nickname: Lions
Colors: Green and Gold
Arena: University Center
Conference: Southland
Interim Athletic Director: Jay Artigues

BASKETBALL INFORMATION

Head Coach: Jim Yarbrough
Alma Mater: Florida State ('87)
School Record: 121-117
Career Record: 218-157
Associate Head Coach: Larry Cordaro
Assistant Coaches: Alex Hausladen, Michael Cyprien
2012-13 Record: 13-18
Conference Record/Finish: 10-8 (4th)
Series Record: LSU leads, 10-1

SPORTS INFORMATION

MBB Contact: Damon Sunde
Office Phone: (985) 549-3774
Office Fax: (985) 549-3773
E-Mail: damon.sunde@southeastern.edu
Press Row: (985) 549-2326
Website: www.LionSports.net
Mailing Address: Southeastern Media Relations, SLU 10309, Hammond, La. 70402

TEXAS TECH

DEC. 18 • 8 P.M.
UNITED SPIRIT ARENA • LUBBOCK, TEXAS
TV • ESPN



GENERAL INFORMATION

Location: Lubbock, Texas
Enrollment: 32,611
Nickname: Red Raiders
Colors: Scarlet and Black
Arena: United Spirit Arena
Conference: Big 12
Athletic Director: Kirby Hocutt

BASKETBALL INFORMATION

Head Coach: Tubby Smith
Alma Mater: High Point ('73)
School Record: First Season
Career Record: 511-226 (22 years)
Assistant Coaches: Joe Esposito, Vince Taylor, Pooh Williamson
2012-13 Record: 11-20
Conference Record/Finish: 3-15 (7th)
Series Record: Texas Tech leads, 3-1

SPORTS INFORMATION

MBB Contact: Trenten Hilburn
Office Phone: (806) 392-3543
E-Mail: trenten.hilburn@ttu.edu
Website: www.texastech.com
Mailing Address: Texas Tech Athletics Communications, TTU-Box 43021, 6th and Boston, Lubbock, Texas 79409

WASHINGTON STATE
POSSIBLE OPPONENT • DEC. 1
OLD SPICE CLASSIC
HP FIELD HOUSE • ORLANDO, FLA.
TV • ESPN2/U/3



GENERAL INFORMATION

Location: Pullman, Wash.
Enrollment: 19,255
Nickname: Cougars
Colors: Crimson and Gray
Arena: Friel Court
Conference: Pac-12
Athletics Director: Bill Moos

BASKETBALL INFORMATION

Head Coach: Ken Bone
Alma Mater: Seattle Pacific ('83)
School Record: 70-65 (4 years)
Career Record: 405-232 (21 years)
Assistant Coaches: Curtis Allen, Ben Johnson, Ray Lopes
2012-13 Record: 13-19
Conference Record/Finish: 4-14 (12th)
Series Record: Series tied, 2-2

SPORTS INFORMATION

MBB Contact: Jessica Schmick
Office Phone: (509) 335-0255
E-Mail: jessica_schmick@wsu.edu
Press Row: (509) 335-2684
Website: www.wsucougars.com
Mailing Address: Bohler Athletic Complex 195, Pullman, Wash. 99164-1602



The SEC office is located in Birmingham, Ala.

Throughout its 80-year history, the Southeastern Conference has been a leader in the integration of athletic competition and higher education.

Since its formation in 1933, the SEC has achieved both stature and stability by designating governing/voting power to the presidents of the member institutions. They have determined the policies of the conference and through the years this involvement has been the principal source of strength in the evolution of the SEC.

Intercollegiate athletics has encountered many challenges in the 1990s and again the SEC provided guidance. In 1993, the member institutions adopted The Principles of Gender Equity. Committed to increasing the quantity and quality of women's athletic opportunities, each school provides at least two more women's intercollegiate programs than the number of men's.

Faced with the task of conference realignment after competing with 10 members since 1966, the SEC welcomed the University of Arkansas and the University of South Carolina in 1991. With conference realignment again at the forefront, the league welcomes Texas A&M and Missouri for their first SEC basketball season in 2012-13.

SEC schools began athletic competition with one another almost 100 years ago as members of the Southern Intercollegiate Athletic Association.

Seven institutions (Alabama, Auburn, Georgia, Georgia Tech, North Carolina, Sewanee and Vanderbilt) attended the SIAA organizational meeting of faculty representatives in Atlanta in 1894.

Basketball moved quickly to the South as Vanderbilt was playing at the Nashville YMCA in 1893, just two years after Dr. James Naismith originated the game at Springfield (Mass.) College. Basketball became an intercollegiate sport in 1901 and in 1908 Vanderbilt was meeting Columbia and Yale intersectionally.

The seven-member SIAA expanded to 19 institutions in 1895 and by 1920 there were 30 members.

The larger schools reorganized as the Southern Conference in 1920. Despite an original limit of 16, the membership grew to 23 by 1928.

The 13 members west and south of the Appalachian Mountains reorganized as the Southeastern Conference at the annual SC meeting in 1932. The 10 coast members remained in the Southern Conference. Charter members of the new conference were: Alabama, Auburn,



Florida, Georgia, Georgia Tech, Kentucky, LSU, Mississippi, Mississippi State, Sewanee, Tennessee, Tulane and Vanderbilt. (Sewanee withdrew in 1940, Georgia Tech in 1964 and Tulane in 1966).

The first SEC champions were crowned in 1933 in four sports (baseball, basketball, football and outdoor track). The league's inaugural championship event was a basketball tournament in Atlanta in 1933. Records show the first men's team title for cross-country was awarded in 1935, while golf and swimming were added in 1937. The league later began hosting championships in tennis (1953) and indoor track (1957).

In the 1979-80 academic year SEC championships for women were recognized in basketball, tennis and volleyball. The following year golf, gymnastics, swimming and track and field were added. The administration of women's athletics officially came under the auspices of the conference office in 1984.

The SEC currently regulates nine men's sports and 11 women's sports: Men—baseball, basketball, football, golf, swimming, tennis and track (cross country, indoor and outdoor). Women—basketball, golf, gymnastics, soccer, softball, swimming, tennis, track (cross country, indoor and outdoor) and volleyball.



Commissioner Mike Slive

ALABAMA

JAN. 25 • 7 P.M.

COLEMAN COLISEUM • TUSCALOOSA, ALA.
TV • ESPN2



GENERAL INFORMATION

Location: Tuscaloosa, Ala.
Enrollment: 33,602
Nickname: Crimson Tide
Colors: Crimson and White
Arena: Coleman Coliseum
Athletics Director: Bill Battle

BASKETBALL INFORMATION

Head Coach: Anthony Grant
Alma Mater: Dayton ('87)
School Record: 86-52 (4 years)
Career Record: 162-77 (7 years)
Associate Head Coach: John Brannen
Assistant Coaches: Antoine Pettway, Tony Pujol
2012-13 Record: 23-12
Conference Record/Finish: 12-6/T-2nd
Letterman Returning/Lost: 8/6
Starters Returning/Lost: 3/2
Series Record: Alabama leads, 102-68

SPORTS INFORMATION

MBB Contact: Aaron Jordan
Office Phone/Fax: (205) 348-6084/8841
E-Mail: ajordan@ia.ua.edu
Press Row: (205) 348-6084
Website: www.rolltide.com
Mailing Address: 1201 Coliseum Drive
Room 170, Tuscaloosa, AL 35487

ARKANSAS

FEB. 1 • 4 P.M.

MARAVICH CENTER • BATON ROUGE, LA.
TV • ESPNU



GENERAL INFORMATION

Location: Fayetteville, Arkansas
Enrollment: 23,199

Nickname: Razorbacks
Colors: Cardinal and White
Arena: Bud Walton Arena
Athletics Director: Jeff Long

BASKETBALL INFORMATION

Head Coach: Mike Anderson
Alma Mater: Tulsa ('82)
School Record: 37-27 (2 years)
Career Record: 237-125 (11 years)
Associate Head Coach: Melvin Watkins
Assistant Coaches: T.J. Cleveland, Matt Zimmerman
2012-13 Record: 19-13
Conference Record/Finish: 10-8/6th
Series Record: Arkansas leads, 31-24

SPORTS INFORMATION

MBB Contact: Patrick Pierson
Office Phone/Fax: (479) 575-2752/7481
E-Mail: pspierso@uark.edu
Press Row: (479) 575-6622
Website: www.ArkansasRazorbacks.com
Mailing Address: Broyles Athletic Center,
PO Box 7777, Fayetteville, AR 72702

AUBURN

FEB. 8 • 3 P.M.

MARAVICH CENTER • BATON ROUGE, LA.
TV • SEC-TV



GENERAL INFORMATION

Location: Auburn, Ala.
Enrollment: 25,134
Nickname: Tigers
Colors: Burnt Orange and Navy Blue
Arena: Auburn Arena
Athletics Director: Jay Jacobs

BASKETBALL INFORMATION

Head Coach: Tony Barbee
Alma Mater: UMass ('93)
School Record: 35-59 (3 years)
Career Record: 117-111 (7 years)
Associate Head Coach: Ryan Miller
Assistant Coaches: Tony Madlock, Milt Wagner
2012-13 Record: 9-23
Conference Record/Finish: 3-15/14th
Letterman Returning/Lost: 4/7
Starters Returning/Lost: 2/3
Series Record: LSU leads, 82-64

SPORTS INFORMATION

MBB Contact: Dan Froehlich
Office Phone/Fax: (334) 844-9803/9807
E-Mail: froehdp@auburn.edu
Press Row: (334) 844-1933/1935
Website: www.auburntigers.com
Mailing Address: Athletic Media Relations,
Athletic Complex, 392 South Donahue Drive,
Auburn, AL 36849

FLORIDA

MARCH 1 • 3 P.M.

O'CONNELL CENTER • GAINESVILLE, FLA.
TV • CBS



GENERAL INFORMATION

Location: Gainesville, Fla.
Enrollment: 49,589
Nickname: Gators
Colors: Orange and Blue
Arena: Stephen C. O'Connell Center
Athletics Director: Jeremy Foley

BASKETBALL INFORMATION

Head Coach: Billy Donovan
Alma Mater: Providence ('87)
School Record: 415-166 (17 years)
Career Record: 450-186 (19 years)
Assistant Coaches: Rashon Burno, John Pelphrey, Matt McCall
2012-13 Record: 29-8
Conference Record/Finish: 14-4/1st
Letterman Returning/Finish: 8/4
Starters Returning/Finish: 2/3
Series Record: LSU leads, 61-41

SPORTS INFORMATION

MBB Contact: Denver Parler
Office Phone/Fax: 352-375-4683/4809
E-Mail: denverp@gators.ufl.edu
Press Row: 352-371-0281
Website: www.gatorzone.com
Mailing Address: P.O. Box 14485 Gainesville, FL 32604

GEORGIA

FEB. 6 • 6 P.M.

STEGEMAN COLISEUM • ATHENS, GA.
TV • ESPN/2



GENERAL INFORMATION

Location: Athens, Ga.
Enrollment: 34,475

Nickname: Bulldogs
Colors: Red and Black
Arena: Stegeman Coliseum
Athletics Director: Greg McGarity

BASKETBALL INFORMATION

Head Coach: Mark Fox
Alma Mater: E. New Mexico ('91)
School Record: 65-63 (4 years)
Career Record: 188-106 (9 years)
Assistant Coaches: Philip Pearson, Stacey Palmore, Jonas Hayes
2012-13 Record: 15-17
Conference Record/Finish: 9-9/T-8th
Letterman Returning/Lost: 9/4
Starters Returning/Lost: 2/3
Series Record: LSU leads, 62-42

SPORTS INFORMATION

MBB Contact: Tim Hix
Office Phone/Fax: (706) 542-1621/9339
E-Mail: thix@sports.uga.edu
Press Row: (706) 542-8052
Website: www.georgiadogs.com
Mailing Address: P.O. Box 1472 Athens, GA 30603

Kentucky

JAN. 28 • 8 P.M.
MARAVICH CENTER • BATON ROUGE, LA.
TV • ESPN



FEB. 22 • 3 P.M.
RUPP ARENA • LEXINGTON, KY.
TV • ESPN/2

GENERAL INFORMATION

Location: Lexington, Ky.
 Enrollment: 28,935
 Nickname: Wildcats
 Colors: Blue and White
 Arena: Rupp Arena
 Athletics Director: Mitch Barnhart

BASKETBALL INFORMATION

Head Coach: John Calipari
 Alma Mater: Clarion ('82)
 School Record: 123-26 (4 years)
 Career Record: 526-164 (21 years)
 Assistant Coaches: John Robic, Orlando Antigua,
 Kenny Payne
 2012-13 Record: 21-12
 Conference Record/Finish: 12-6/T-2nd
 Series Record: Kentucky leads, 83-24

SPORTS INFORMATION

MBB Contact: John Hayden
 Office Phone/Fax: (859) 257-3838/323-4310
 E-Mail: john.hayden@uky.edu
 Press Row: (859) 252-3602
 Mailing Address: 338 Lexington Ave.
 Joe Craft Center
 Lexington, Ky. 40506

Ole Miss

JAN. 15 • 8 P.M.
TAD SMITH COLISEUM • OXFORD, MISS.
TV • CSS/CST

**GENERAL INFORMATION**

Location: Oxford, Miss.
 Enrollment: 18,224
 Nickname: Rebels
 Colors: Cardinal Red and Navy Blue
 Arena: C.M. "Tad" Smith Coliseum
 Athletics Director: Ross Bjork

BASKETBALL INFORMATION

Head Coach: Andy Kennedy
 Alma Mater: UAB ('91)
 School Record: 152-87 (7 years)
 Career Record: 173-100 (8 years)
 Assistant Coaches: Sergio Rouco, Al Pinkins,
 Bill Armstrong
 2012-13 Record: 27-9
 Conference Record/Finish: 12-6/T-2nd
 Series Record: LSU leads, 117-86

SPORTS INFORMATION

MBB Contact: Daniel Snowden
 Office Phone: (662) 915-7522/7006
 E-Mail: desnowde@olemiss.edu
 Press Row: (662) 236-1931
 Website: www.olemisssports.com
 Mailing Address: P.O. Box 217,
 University, Miss. 38677

Mississippi State

FEB. 19 • 7 P.M.
MARAVICH CENTER • BATON ROUGE, LA.
TV • SEC-TV

**GENERAL INFORMATION**

Location: Starkville, Miss.
 Enrollment: 20,484
 Nickname: Bulldogs
 Colors: Maroon and White
 Arena: Humphrey Coliseum
 Athletics Director: Scott Stricklin

BASKETBALL INFORMATION

Head Coach: Rick Ray
 Alma Mater: Grand View College ('94)
 School Record: 10-22 (1 year)
 Career Record: 10-22 (1 year)
 Assistant Coaches: Wes Flanigan, Chris Hollender,
 George Brooks
 2012-13 Record: 10-22
 Conference Record/Finish: 4-14/T-13th
 Letterman Returning/Lost: 8/1
 Starters Returning/Lost: 5/0
 Series Record: LSU leads, 119-85

SPORTS INFORMATION

MBB Contact: Gregg Ellis
 Office Phone/Fax: (662) 325-3595/3654
 E-Mail: gellis@athletics.msstate.edu
 Press Row: (662) 325-3776
 Website: www.hailstate.com
 Mailing Address: MSU Athletic Media Relations
 Office, P.O. Box 5308
 Mississippi State, Miss. 39762

Missouri

JAN. 21 • 6 P.M.
MARAVICH CENTER • BATON ROUGE, LA.
TV • ESPNU

**GENERAL INFORMATION**

Location: Columbia, Mo.
 Enrollment: 34,748
 Nickname: Tigers
 Colors: Old Gold and Black
 Arena: Mizzou Arena
 Athletics Director: Mike Alden

BASKETBALL INFORMATION

Head Coach: Frank Haith
 Alma Mater: Elon College ('88)
 School Record: 53-16 (2 years)
 Career Record: 182-117 (9 years)
 Associate Head Coach: Tim Fuller
 Assistant Coaches: Dave Leitao, Mark Phelps
 2012-13 Record: 23-11
 Conference Record/Finish: 11-7/T-5th
 Letterman Returning/Lost: 7/6
 Starters Returning/Lost: 1/4
 Series Record: LSU leads, 2-1

SPORTS INFORMATION

MBB Contact: David Reiter
 Office Phone: (573) 882-4720
 E-Mail: reiterd@missouri.edu
 Press Row: (573) 882-1442
 Website: www.muttigers.com
 Mailing Address: Sports Information, Mizzou Arena
 One Champions Drive
 Columbia, Mo. 65205

South Carolina

JAN. 11 • 12:30 P.M.
COLONIAL LIFE ARENA • COLUMBIA, S.C.
TV • SEC-TV

**GENERAL INFORMATION**

Location: Columbia, S.C.
 Enrollment: 30,721
 Nickname: Gamecocks
 Colors: Garnet and Black
 Arena: Colonial Life Arena
 Athletics Director: Ray Tanner

BASKETBALL INFORMATION

Head Coach: Frank Martin
 Alma Mater: Florida International ('93)
 School Record: 14-18 (1 year)
 Career Record: 134-72 (6 years)
 Assistant Coaches: Matt Figger, Lamont Evans, Perry Clark
 2012-13 Record: 14-18
 Conference Record/Finish: 4-14/T-13th
 Series Record: South Carolina leads, 15-13

SPORTS INFORMATION

MBB Contact: Emily Feeney
 Office Phone/Fax: (803) 777-7743/2967
 E-Mail: efeeney@mailbox.sc.edu
 Press Row: (803) 777-6182
 Website: www.GamecocksOnline.com
 Mailing Address: Rice Athletics Center
 1304 Heyward Street
 Columbia, S.C. 29208

Tennessee

JAN. 7 • 6 P.M.
MARAVICH CENTER • BATON ROUGE, LA.
TV • ESPN



GENERAL INFORMATION

Location: Knoxville, Tenn.
 Enrollment: 27,523
 Nickname: Volunteers
 Colors: Orange and White
 Arena: Thompson-Boling Arena
 Athletics Director: Dave Hart

BASKETBALL INFORMATION

Head Coach: Cuonzo Martin
 Alma Mater: Purdue ('00)
 School Record: 39-28 (2 years)
 Career Record: 100-69 (5 years)
 Associate Head Coach: Tracy Webster
 Assistant Coaches: Jon Harris, Kent Williams
 2012-13 Record: 20-13
 Conference Record/Finish: 11-7/T-5th
 Letterman Returning/Lost: 7/6
 Starters Returning/Lost: 3/2
 Series Record: Tennessee leads, 61-43

SPORTS INFORMATION

MBB Contact: Tom Satkowiak
 Office Phone: (865) 974-7501
 Office Fax: (865) 974-1269
 E-Mail: tomsid@tennessee.edu
 Press Row: (865) 544-0789
 Website: www.UTsports.com
 Mailing Address: P.O. Box 15016
 Knoxville, Tenn. 37996

Texas A&M

FEB. 12 • 8 P.M.
REED ARENA • COLLEGE STATION, TEXAS
TV • CSS/CST



FEB. 26 • 7 P.M.
MARAVICH CENTER • BATON ROUGE, LA.
TV • SEC-TV

GENERAL INFORMATION

Location: College Station, Texas
 Enrollment: 53,219
 Nickname: Aggies
 Colors: Maroon and White
 Arena: Reed Arena
 Athletics Director: Eric Hyman

BASKETBALL INFORMATION

Head Coach: Billy Kennedy
 Alma Mater: Southeastern Louisiana ('86)
 School Record: 32-33 (2 years)
 Career Record: 243-212 (15 years)
 Associate Head Coach: Glynn Cyprien
 Assistant Coaches: Kyle Keller, John Reese
 2012-13 Record: 18-15
 Conference Record/Finish: 7-11/11th
 Letterman Returning/Lost: 6/5
 Starters Returning/Lost: 3/2
 Series Record: LSU leads, 16-11

SPORTS INFORMATION

MBB Contact: Adam Quisenberry
 Office Phone: (979) 862-5453/845-6825
 E-Mail: aquisenberry@athletics.tamu.edu
 Press Row: (979) 862-6944
 Website: www.aggieathletics.com
 Mailing Address: Texas A&M Media Relations
 P.O. Box 30017, College Station, Texas 77842-3017

VANDERBILT

JAN. 18 • 8 P.M.
MARAVICH CENTER • BATON ROUGE, LA.
TV • ESPN



MARCH 6 • 6 P.M.
MEMORIAL GYMNASIUM • NASHVILLE, TENN.
TV • ESPN/2

GENERAL INFORMATION

Location: Nashville, Tenn.
 Enrollment: 12,836
 Nickname: Commodores
 Colors: Black and Gold
 Arena: Memorial Gymnasium
 Vice-Chancellor (Athletics): David Williams II

BASKETBALL INFORMATION

Head Coach: Kevin Stallings
 Alma Mater: Purdue ('82)
 School Record: 261-159 (13 years)
 Career Record: 384-222 (19 years)
 Assistant Coaches: David Cason, Yanni Hufnagel,
 Tom Richardson
 2012-13 Record: 16-17
 Conference Record/Finish: 8-10/9th
 Series Record: Vanderbilt leads, 59-48

SPORTS INFORMATION

MBB Contact: Andy Boggs
 Office Phone: (615) 343-1847/7046
 E-Mail: andy.boggs@vanderbilt.edu
 Press Row: (615) 320-0436
 Website: www.VUCommodores.com
 Mailing Address: 2601 Jess Neely Dr.
 Nashville, Tenn. 37212

Series Record vs. SEC Opponents

Alabama

Alabama leads: 102-68
 Last Meeting: LSU 97, Alabama 94 (30T), Feb. 23, 2013
 at Tuscaloosa: Alabama leads, 66-17
 at Baton Rouge: LSU leads, 47-30
 Neutral Sites: Alabama leads, 6-4

Arkansas

Arkansas leads: 31-24
 Last Meeting: LSU 65, Arkansas 60, Feb. 27, 2013
 at Fayetteville: Arkansas leads, 16-5
 at Baton Rouge: LSU leads, 14-10
 Neutral Sites: LSU leads, 6-5

Auburn

LSU leads: 82-64
 Last Meeting: Auburn 68, LSU 63, Jan. 9, 2013
 at Auburn: Auburn leads, 36-33
 at Baton Rouge: LSU leads, 45-23
 at Neutral Sites: Auburn leads, 5-4

Florida

LSU leads: 60-42
 Last Meeting: Florida 80, LSU 58, March 15, 2013
 at Gainesville: Florida leads, 26-18
 at Baton Rouge: LSU leads, 34-13
 Neutral Sites: LSU leads, 8-3

Georgia

LSU leads: 61-41
 Last Meeting: LSU 68, Georgia 63, March 14, 2013
 at Athens: Georgia leads, 25-21
 at Baton Rouge: LSU leads, 33-13
 Neutral Sites: LSU leads, 8-4

Kentucky

Kentucky leads: 83-24
 Last Meeting: Kentucky 75, LSU 70, Jan. 26, 2013
 at Lexington: Kentucky leads, 40-5
 at Baton Rouge: Kentucky leads, 29-16
 Neutral Sites: Kentucky leads, 14-4

Ole Miss

LSU leads: 117-86
 Last Meeting: Ole Miss 81, LSU 67, March 9, 2013
 at Oxford: Ole Miss leads, 53-36
 at Baton Rouge: LSU leads, 75-30
 Neutral Sites: LSU leads, 6-3

Mississippi State

LSU leads: 107-96
 Last Meeting: LSU 80, Mississippi State 68, Feb. 16, 2013
 at Starkville: Miss. St. leads, 57-38
 at Baton Rouge: LSU leads, 66-35
 Neutral Sites: Miss. State leads, 4-3

Missouri

LSU leads: 2-1
 Last meeting: Missouri 89, LSU 76, March 2, 2013
 at Columbia: Missouri leads, 1-0
 at Baton Rouge: LSU leads, 1-0
 Neutral Sites: LSU leads, 1-0

South Carolina

LSU leads: 15-13
 Last meeting: LSU 64, South Carolina 46, Feb. 14, 2013
 at Columbia: LSU leads, 7-6
 at Baton Rouge: LSU leads, 6-5
 Neutral Sites: Carolina leads, 4-0

Tennessee

Tennessee leads: 61-43
 Last meeting: Tennessee 82, LSU 72, Feb. 19, 2013
 at Knoxville: Tennessee leads, 31-15
 at Baton Rouge: LSU leads, 25-23
 Neutral Sites: Tennessee leads, 7-3

Texas A&M

LSU leads: 16-11
 Last meeting: LSU 68, Texas A&M 57, March 6, 2013
 at College Station: Texas A&M leads, 6-2
 at Baton Rouge: LSU leads, 11-1
 Neutral Sites: Texas A&M leads, 4-3

Vanderbilt

Vanderbilt leads: 60-48
 Last meeting: LSU 57, Vanderbilt 56, Feb. 6, 2013
 at Nashville: Vanderbilt leads, 36-14
 at Baton Rouge: LSU leads, 29-19
 Neutral Sites: Tied 5-5



The 2014 Southeastern Conference Men's Basketball Tournament will be held in a familiar setting as the Georgia Dome in Atlanta, Ga., again plays host to this event.

Fresh off hosting the 2013 NCAA Final Four, the Georgia Dome is a world-class facility with basketball seating configuration of 26,000. The Georgia Dome first hosted the SEC Men's Basketball Tournament in 1995 and the 2014 tournament will mark the 11th time the facility has served as host. The city of Atlanta hosted the first SEC Tournament in 1933 and this season's tournament will mark the 14th time the City of Trees has hosted the event.

The winner of the 13-game tournament receives the SEC's automatic bid to the NCAA Tournament. The tournament seeds are determined by the 18-game conference schedule during the regular season. Teams are seeded 1-14 based on their regular season conference finish.

Atlanta served as host of the inaugural SEC Tournament played following the 1932-33 season and did so again after the 1933-34 season. The event was held every year through 1952, with the exception of 1935. After a 26-year layoff (1953-78), the tournament was renewed in 1979. The 2014 tournament will be the 54th in league history and the 35th since the renewal.

The SEC has shown extraordinary balance in the tournament, evidenced by the fact that a different school won the first seven titles after the renewal. The event has helped set the stage for SEC teams in the NCAA Tournament, as 21 of tournament champions since the tournament resumed in 1979 have advanced to at least the Sweet 16. Three of the last 16 SEC Tournament champions have gone on to win the national championship. Since the renewal in 1979, the SEC Tournament Champion has failed to win at least one NCAA Tournament game only four times.

Kentucky leads the league with 27 SEC Tournament titles. Alabama is second with six, while Tennessee ranks third with four. Florida and Mississippi State each have three championship trophies while Georgia, Ole Miss and Vanderbilt have two. Arkansas, Auburn, LSU and former league member Georgia Tech have each won one SEC Tournament championship.



2014 SEC Tournament

March 12-16 • Georgia Dome • Atlanta, Ga.

First Round - March 12 (Wednesday)

Game 1 Seed #12 vs. Seed #13 (SECTV/ESPN3) 6 p.m. CT
Game 2 Seed #11 vs. Seed #14 (SECTV/ESPN3) 8:30 p.m. CT

Second Round - March 13 (Thursday)

Game 3 Seed #8 vs. Seed #9 (SECTV/ESPN3) Noon CT
Game 4 Seed #5 vs. Winner of Game 1 (SECTV/ESPN3) 2:30 p.m. CT
Game 5 Seed #7 vs. Seed #10 (SEC Net) 6 p.m. CT
Game 6 Seed #6 vs. Winner of Game 2 (SECTV/ESPN3) 8:30 p.m. CT

Quarterfinals - March 14 (Friday)

Game 7 Game 3 Winner vs. Seed #1 (ESPNU) Noon CT
Game 8 Game 4 Winner vs. Seed #4 (ESPNU) 2:30 p.m. CT
Game 9 Game 5 Winner vs. Seed #2 (SECTV/ESPN3) 6 p.m. CT
Game 10 Game 6 Winner vs. Seed #3 (SEC/ESPN3) 8:30 p.m. CT

Semifinals - March 15 (Saturday)

Game 11 Game 7 Winner vs. Game 8 Winner (ABC), Noon CT
Game 12 Game 9 Winner vs. Game 10 Winner (ABC), 2:30 p.m. CT

Championship - March 16 (Sunday)

Game 13 Gm 11 Winner vs. Gm 12 Winner (ABC), 2:15 p.m. CT

SEC Tournament Records

TEAM	YRS	WON	LOST	PCT.	TITLES	LSU VS.
Kentucky	52	119	24	.832	27	2-15
Alabama	54	61	47	.565	6	2-5
Tennessee	52	61	49	.554	4	3-7
Texas A&M	1	1	1	.500	0	0-0
Missouri	1	1	1	.500	0	0-0
Arkansas	22	20	21	.487	1	2-2
LSU	54	45	53	.459	1	---
Florida	48	38	45	.458	3	8-3
Georgia	53	40	51	.439	2	6-3
Vanderbilt	52	37	50	.425	2	7-3
South Carolina	22	16	22	.421	0	0-3
Ole Miss	49	29	49	.371	2	5-3
Auburn	49	28	49	.364	1	5-3
Mississippi St.	53	28	50	.359	3	3-2

FORMER MEMBERS

Georgia Tech	19	14	18	.438	1	1-0
Tulane	16	12	16	.429	0	2-2
Sewanee	2	0	2	.000	0	1-0

1933 - Atlanta Athletic Club, Atlanta, Ga.

First Round - LSU 57, Auburn 33
 Quarterfinals - LSU 55, Tennessee 43
 Semifinals - Kentucky 51, LSU 38

1934 - Atlanta Athletic Club, Atlanta, Ga.

Quarterfinals - Tennessee 42, LSU 35

1936 - Alumni Memorial Gym, Knoxville, Tenn.

Quarterfinals - Alabama 52, LSU 30

1937 - Alumni Memorial Gym, Knoxville, Tenn.

Quarterfinals - Kentucky 57, LSU 37

1938 - Huey Long Field House, Baton Rouge, La.

Quarterfinals - LSU 60, Auburn 34
 Semifinals - Ole Miss 68, LSU 40

1939 - Alumni Memorial Gym, Knoxville, Tenn.

First Round - LSU 55, Sewanee 35
 Quarterfinals - LSU 50, Georgia 28
 Semifinals - Kentucky 53, LSU 34

1940 - Alumni Memorial Gym, Knoxville, Tenn.

First Round - LSU 57, Tulane 44
 Quarterfinals - Alabama 51, LSU 25

1941 - Jefferson County Armory, Louisville, Ky.

First Round - Vanderbilt 63, LSU 49

1942 - Jefferson County Armory, Louisville, Ky.

Quarterfinals - Alabama 45, LSU 31 (OT)

1943 - Jefferson County Armory, Louisville, Ky.

First Round - LSU 67, Auburn 38
 Quarterfinals - LSU 46, Alabama 41
 Semifinals - Tennessee 52, LSU 34

1944 - Jefferson County Armory, Louisville, Ky.

Semifinals - Kentucky 55, LSU 28

1945 - Jefferson County Armory, Louisville, Ky.

Quarterfinals - Kentucky 68, LSU 37

1946 - Jefferson County Armory, Louisville, Ky.

First Round - LSU 74, Tulane 29
 Quarterfinals - LSU 69, Ole Miss 34
 Semifinals - LSU 60, Georgia 41
 Finals - Kentucky 59, LSU 36

1947 - Jefferson County Armory, Louisville, Ky.

First Round - LSU 61, Ole Miss 36
 Quarterfinals - LSU 60, Florida 45
 Semifinals - Tulane 63, LSU 50

1948 - Jefferson County Armory, Louisville, Ky.

Quarterfinals - Kentucky 63, LSU 47

1949 - Jefferson County Armory, Louisville, Ky.

First Round - LSU 55, Georgia Tech 53
 Quarterfinals - LSU 60, Vanderbilt 56
 Semifinals - Tulane 72, LSU 63

1950 - Jefferson County Armory, Louisville, Ky.

First Round - LSU 66, Florida 57
 Quarterfinals - LSU 73, Auburn 45
 Semifinals - Tennessee 81, LSU 79 (OT)

1951 - Jefferson County Armory, Louisville, Ky.

Quarterfinals - LSU 62, Ole Miss 57
 Semifinals - Vanderbilt 75, LSU 63

1952 - Jefferson County Armory, Louisville, Ky.

First Round - LSU 77, Mississippi State 44
 Quarterfinals - LSU 75, Ole Miss 60
 Semifinals - LSU 77, Florida 69
 Finals - Kentucky 44, LSU 43

1979 - Birmingham Coliseum, Birmingham, Ala.

Semifinals - (6) Kentucky 80, (1) LSU 67

1980 - Birmingham Coliseum, Birmingham, Ala.

Quarterfinals - (2) LSU 95, (10) Florida 82
 Semifinals - (2) LSU 73, (3) Alabama 66
 Finals - (2) LSU 80, (1) Kentucky 78

1981 - Birmingham Coliseum, Birmingham, Ala.

Quarterfinals - (1) LSU 85, (8) Florida 73
 Semifinals - (5) Georgia 68, (1) LSU 60

1982 - Rupp Arena, Lexington, Ky.

Quarterfinals - (4) Ole Miss 59, (5) LSU 52

1983 - Birmingham Coliseum, Birmingham, Ala.

Quarterfinals - (7) Tennessee 74, (2) LSU 71

1984 - Memorial Gymnasium, Nashville, Tenn.

Quarterfinals - (5) Alabama 72, (4) LSU 70 (OT)

1985 - Birmingham Coliseum, Birmingham, Ala.

Quarterfinals - (8) Auburn 58, (1) LSU 55

1986 - Rupp Arena, Lexington, Ky.

Quarterfinals - (5) LSU 72, (4) Florida 66
 Semifinals - (1) Kentucky 61, (5) LSU 58

1987 - The Omni, Atlanta, Ga.

First Round - (7) LSU 68, (10) Mississippi St. 54
 Quarterfinals - (7) LSU 72, (2) Florida 66
 Semifinals - (7) LSU 89, (3) Georgia 88 (2OT)
 Finals - (1) Alabama 69, (7) LSU 62

1988 - Maravich Center, Baton Rouge, La.

Quarterfinals - (4) LSU 87, (5) Vanderbilt 80
 Semifinals - (1) Kentucky 86, (4) LSU 80

1989 - Thompson-Boling Arena, Knoxville, Tenn.

Quarterfinals - (5) Tennessee 95, (4) LSU 77

1990 - Orlando Arena, Orlando, Fla.

Quarterfinals - (6) Auburn 78, (3) LSU 76

1991 - Memorial Gym, Nashville, Tenn.

Quarterfinals - (7) Auburn 92, (2) LSU 77

1992 - BJCC, Birmingham, Ala.

Quarterfinals - (W2) LSU 99, (E3) Tennessee 89
 Semifinals - (E1) Kentucky 80, (W2) LSU 74

1993 - Rupp Arena, Lexington, Ky.

Quarterfinals - (W2) LSU 89, (W5) Ole Miss 70
 Semifinals - (W2) LSU 72, (E1) Vanderbilt 62
 Finals - (E2) Kentucky 82, (W2) LSU 65

1994 - The Pyramid, Memphis, Tenn.

First Round - (E4) Georgia 83, (W5) LSU 70

1995 - Georgia Dome, Atlanta, Ga.

First Round - (E4) Vanderbilt 85, (W5) LSU 61

1996 - Louisiana Superdome, New Orleans, La.

First Round - (E3) South Carolina 85, (W6) LSU 76

1997 - The Pyramid, Memphis, Tenn.

First Round - (E3) Georgia 75, (W6) LSU 54

1998 - Georgia Dome, Atlanta, Ga.

First Round - (E3) Tennessee 73, (W6) LSU 62

1999 - Georgia Dome, Atlanta, Ga.

First Round - (E3) Florida 97, (W6) LSU 75

2000 - Georgia Dome, Atlanta, Ga.

Quarterfinals - (W1) LSU 71, (E4) Vanderbilt 60
 Semifinals - (W2) Arkansas 69, (W1) LSU 67

2001 - Gaylord Center, Nashville, Tenn.

First Round - (W6) LSU 63, (E3) Georgia 62
 Quarterfinals - (W2) Arkansas 77, (W6) LSU 72

2002 - Georgia Dome, Atlanta, Ga.

First Round - (W4) LSU 69, (E5) Vanderbilt 62
 Quarterfinals - (W4) LSU 78, (E3) Georgia 76
 Semifinals - (W2) Mississippi St. 57, (W4) LSU 51

2003 - Louisiana Superdome, New Orleans, La.

First Round - (W3) LSU 85, (W6) Arkansas 56
 Quarterfinals - (W3) LSU 65, (E2) Florida 61
 Semifinals - (W1) Mississippi St. 76, (W3) LSU 61

2004 - Georgia Dome, Atlanta, Ga.

Quarterfinals - (E3) S. Carolina 85, (W2) LSU 64

2005 - Georgia Dome, Atlanta, Ga.

Quarterfinals - (W2) LSU 89, (W6) Auburn 58
 Semifinals - (E1) Kentucky 79, (W2) LSU 78 (ot)

2006 - Gaylord Center, Nashville, Tenn.

Quarterfinals - (W1) LSU 92, (E4) Vanderbilt 73
 Semifinals - (E2) Florida 81, (W1) LSU 65

2007 - Georgia Dome, Atlanta, Ga.

First Round - (W6) LSU 76, (E3) Tenn. 67 (ot)
 Quarterfinals - (W2) Ole Miss 80, (W6) LSU 60

2008 - Georgia Dome, Atlanta, Ga.

First Round - (E5) South Carolina 77, (W4) LSU 73

2009 - St. Pete Times Forum, Tampa, Fla.

Quarterfinals - (W1) LSU 67, (E4) Kentucky 58
 Semifinals - (W3) Mississippi St. 67, (W1) LSU 57

2010 - Bridgestone Arena, Nashville, Tenn.

First Round - (E3) Tennessee 59, (W6) LSU 49

2011 - Georgia Dome, Atlanta, Ga.

First Round - (E3) Vanderbilt 62, (W6) LSU 50

2012 - New Orleans Arena, New Orleans, La.

First Round - (8) LSU 70, (9) Arkansas 54
 Quarterfinals - (1) Kentucky 60, (8) LSU 51

2013 - Bridgestone Arena, Nashville, Tenn.

Second Round - (9) LSU 68, (8) Georgia 63
 Quarterfinals - (1) Florida 80, (9) LSU 58

**NCAA Tournament
Selection Sunday
March 16, 2014**

**First Four
March 18 and 19, 2014**

**UD Arena
Dayton, Ohio**
Host: University of Dayton

**Second and Third Rounds
March 20/22 and 21/23, 2014**

**Buffalo, N.Y.
Niagara Center**
Host: Metro Atlantic Athletic Conference

**Milwaukee, Wis.
BMO Harris Bradley Center**
Host: Marquette

**Orlando, Fla.
Amway Center**
Host: Stetson

**Spokane, Wash.
Spokane Veterans Memorial Arena**
Host: Washington State

**Raleigh, N.C.
PNC Arena**
Host: North Carolina State

**San Antonio, Texas
AT&T Center**
Host: Texas-San Antonio

**San Diego, Calif.
Viejas Arena**
Host: San Diego State

**St. Louis, Mo.
Scottrade Center**
Host: Missouri Valley Conference

**Regional Sites
March 27/29 and 28/30, 2014**

**West Regional
Anaheim, Calif.
Honda Center**
Host: Big West Conference

**South Regional
Memphis, Tenn.
Fed Ex Forum**
Host: Memphis

**Midwest Regional
Indianapolis, Ind.
Lucas Oil Stadium**
Host: Horizon League., IUPUI

**East Regional
New York City, N.Y.
Madison Square Garden**
Host: St. John's/Big East Conference

**NCAA Final Four
April 5 and 7, 2014**

**AT&T Stadium
Arlington, Texas**
Host: North Texas

**National Invitation
Tournament
First Round - Campus Sites**
March 18-19

Second Round - Campus Sites
March 20-24

Third Round - Campus Sites
March 25-26

Semifinals - Madison Square Garden
New York, N. Y.
April 1

Finals - Madison Square Garden
New York, N. Y.
April 3

Travel/Road Hotels

The following information regarding LSU road locations is based on plans made prior to the season and at book press time. Travel plans are subject to change. As a rule, all practices are closed on the road. Players are not available on the road for pregame interviews and Coach Jones will normally not conduct interviews on game day until after the game. LSU Senior Associate SID Kent Lowe will be traveling with the team.

**Massachusetts
Nov. 12, 2013 - Amherst, Mass.**
Team will fly charter plane to Amherst on Nov. 11 and headquarter at the Courtyard Hadley Amherst, 423 Russell St., Hadley, Mass 01035. Phone: (413) 256-5454 ... Team will return to Baton Rouge via charter airplane following the game on Nov. 12.

**Old Spice Classic
Nov. 28, 29 & Dec. 1, 2013 - Orlando, Fla.**
LSU will fly commercial air from New Orleans to Orlando, on Wednesday, Nov. 27 ... Headquarters will be at The Disney Beach Club, 1800 Epcot Resorts Boulevard, Lake Buena Vista, Fla. 32830. LSU will depart via commercial air to New Orleans on Dec. 2.

**Texas Tech
Dec. 18, 2013 - Lubbock, Texas**
LSU will charter to Lubbock on Dec. 17 and headquarter at the Overton Hotel, 2322 Mac Davis Ln, Lubbock, Texas, 79401. Phone: (806) 776-7000. LSU will depart via charter airplane to Baton Rouge following the game on Dec. 18.

**South Carolina
Jan. 11, 2014 - Columbia, S.C.**
LSU will charter to Columbia on Jan. 10 ... Headquarters will be The Inn at USC, 1619 Pendleton Street, Columbia, S.C. 29201. Team will depart via charter plane to Baton Rouge following the game on Jan. 11.

**Ole Miss
Jan. 15, 2014 - Oxford, Miss.**
Team will charter to Oxford on Jan. 14 ... Headquarters will be at the Inn at Ole Miss, 120 Alumni Drive, University, Miss. 38677. Phone: (662) 234-2331 ... Team will depart via charter plane to Baton Rouge following the game on Jan. 15.

**Alabama
Jan. 25, 2014 - Tuscaloosa, Ala.**
LSU will charter to Tuscaloosa on Jan. 24 ... Headquarters will be at the Hotel Capstone, 320 Paul Bryant, Tuscaloosa, Ala.35401 ... Phone: (205) 752-3200 ... Team will depart via charter plane to Baton Rouge following the game on Jan. 25.

**Georgia
Feb. 6, 2014 - Athens, Ga.**
LSU will charter to Athens on Feb. 5 ... Headquarters will be at the Hilton Garden Inn, 390 E Washington St, Athens, GA 30601-2751. Phone: (706) 353-6800 ... Team will depart via charter plane to Baton Rouge following the game on Feb. 6.

**Texas A&M
Feb. 12, 2014 - College Station, Texas**
LSU will charter to College Station on Feb. 11 ... Headquarters will be at the Hyatt Place, 1100 University Drive East, College Station, Texas, 77840. Phone: (979) 846 9800 ... Team will depart via charter plane to Baton Rouge following the game on Feb. 12.

**Arkansas
Feb. 15, 2014 - Fayetteville, Ark.**
LSU will charter to Fayetteville on Feb. 14. Headquarters will be at the Courtyard Fayetteville, 600 East Van Asche Drive, Fayetteville, Ark. 72703. Phone: (479) 935-2376 ... Team will depart via charter plane to Baton Rouge following the game on Feb. 15.

**Kentucky
Feb. 22, 2014 - Lexington, Ky.**
LSU will charter to Lexington on Feb. 21 ... Headquarters will be at the Griffin Gate Marriott Resort, 1800 Newtown Pike · Lexington, Ky. 40511. Phone: (859) 231-5100 ... Team will depart via charter plane to Baton Rouge following the game on Feb. 22.

**Florida
March 1, 2013 - Gainesville, Fla.**
LSU will charter to Gainesville on Feb. 28. Headquarters will be at the Hilton University of Gainesville Conference Center, 1714 SW 34th Street, Gainesville, Fla., 32607. Phone: (352) 371-3600 ... Team will depart via charter plane to Baton Rouge following the game on March 1.

**Vanderbilt
March 6, 2013 - Nashville, Tenn.**
LSU will charter to Nashville on March 5. Headquarters will be at the Omni Nashville, 250 5th Avenue South, Nashville, Tenn. 37203. Phone: (615) 782-5300 ... Team will depart via charter plane to Baton Rouge following the game on March 6.

**SEC Tournament
March 12-16 - Atlanta, Ga.**
LSU arrival depends on first game start time. Headquarters will be at the Marriott Marquis, 265 Peachtree Center Ave., Atlanta, Ga. 30303. Phone: (404) 521-0000.



STANLEY ROBERTS
Field goal percentage co-leader



DARREL MITCHELL
Career three-point field goal leader (258)



EDDIE PALUBINSKAS
15-15 from free throw line
(single-game best)

Individual Records

POINTS

Game:	69	by Pete Maravich vs. Alabama, 02/07/70
Season:	1,381	by Pete Maravich, 1969-70
Freshman:	965	by Chris Jackson, 1988-89
Sophomore:	1,138	by Pete Maravich, 1967-68
Junior:	1,148	by Pete Maravich, 1968-69
Senior:	1,381	by Pete Maravich, 1969-70
Career:	3,667	by Pete Maravich, 1967-70

SCORING AVERAGE

Season:	44.5	by Pete Maravich, 1969-70
Career:	44.2	by Pete Maravich, 1967-70

FIELD GOALS MADE

Game:	26	by Pete Maravich vs. Vanderbilt, 12/11/69 & vs. Alabama, 02/07/70
Season:	522	by Pete Maravich, 1969-70
Career:	1,387	by Pete Maravich, 1967-70

FIELD GOALS ATTEMPTED

Game:	57	by Pete Maravich vs. Vanderbilt, 01/29/69 & vs. Alabama, 02/07/70
Season:	1,168	by Pete Maravich, 1969-70
Career:	3,166	by Pete Maravich, 1967-70

FIELD GOAL PERCENTAGE

Game (Min. 10 Att.):	1.000	by Stanley Roberts, 10-10, vs. Loyola Marymount, 02/03/90
	1.000	by Durand Macklin, 12-12, vs. Mississippi State, 01/05/80
	1.000	by Bill Wilson, 10-10 vs. Georgia, 1964
Season (Min. 100 Att.):	.675	by Dave Ramsden, 112-166, 1968-69
Career (Min. 250 Att.):	.643	by Dave Ramsden, 164-255, 1966-69

THREE-POINT FIELD GOALS MADE

Game:	10	by Chris Jackson vs. Tennessee, 02/10/90
Season:	95	by Anthony Wilson, 1986-87
Career:	258	by Darrel Mitchell, 2003-06

THREE-POINT FIELD GOALS ATTEMPTED

Game:	20	by Chris Jackson vs. Ole Miss, 03/04/89 & vs. Tennessee, 02/10/90
Season:	246	by Chris Jackson, 1989-90
Career:	605	by Torris Bright, 2000-03

THREE-POINT FIELD GOAL PERCENTAGE

Game (Min. 5 Att.):	1.000	by Antonio Hudson, 6-6, vs. Louisiana-Lafayette, 11/21/04
	1.000	by Collis Temple, 5-5, vs. Nicholls State, 12/22/00
	1.000	by Torris Bright, 5-5, at Arizona, 12/20/00
	1.000	by Darrel Mitchell, 5-5, vs. Auburn, 02/26/03
Season (Min. 50 Att.):	.509	by Jamie Brandon, 27-53, 1992-93
Career (Min. 75 Att.):	.489	by Justin Anderson, 45-92, 1991-92
Career (Min. 100 Att.):	.438	by Jamie Brandon, 46-105, 1991-93

FREE THROWS MADE

Game:	30	by Pete Maravich, vs. Oregon State, 12/22/69
Season:	337	by Pete Maravich, 1969-70
Career:	893	by Pete Maravich, 1967-70

FREE THROWS ATTEMPTED

Game:	31	by Pete Maravich, vs. Oregon State, 12/22/69
Season:	337	by Pete Maravich, 1969-70
Career:	1,152	by Pete Maravich, 1967-70

CONSECUTIVE FREE THROWS MADE

Game:	21	by Pete Maravich, vs. Oregon State, 12/22/69
Season:	35	by Chris Jackson, 1989-90
Two Seasons:	31	by Eddie Palubinkas, 1973-74

FREE THROW PERCENTAGE

Game (Min. 15 Att.):	1.000	by Eddie Palubinkas, 15-15, vs. Mississippi State, 03/01/73
Season (Min. 50 Att.):	.9095	by Chris Jackson, 191-210, 1989-90
Career (Min. 200 Att.):	.875	by Eddie Palubinkas, 259-295, 1972-74

REBOUNDS

Game:	32	by Durand Macklin, vs. Tulane, 11/26/76
Season:	474	by Al Sanders, 1969-70
Career:	1,276	by Durand Macklin, 1976-81

REBOUND AVERAGE

Season:	17.3	by Bob Pettit, 1953-54
Career:	14.8	by Bob Pettit, 1951-54

FOULS

Season:	125	by Al Sanders, 1969-70
Career:	407	by Greg Cook, 1976-77; 1978-81

ASSISTS

Game:	19	by Kenny Higgs, vs. Georgia, 01/17/77
Season:	239	by Kenny Higgs, 1976-77
Career:	645	by Kenny Higgs, 1974-78

ASSIST AVERAGE

Season:	8.9	by Kenny Higgs, 1976-77
Career:	6.1	by Kenny Higgs, 1974-78

GAMES

Season:	39	by Bernard Woodside, 1986-87
Career:	137	by Tasmin Mitchell, 2005-10

GAMES STARTED

Season:	38	by Anthony Wilson, 1986-87 & Derrick Taylor, Don Redden, 1985-86
Career:	136	by Tasmin Mitchell, 2005-10

STEALS

Game:	10	by Shawn Griggs vs. Tennessee, 02/23/91
Season:	93	by Darryl Joe, 1986-87
Career:	310	by Clarence Ceasar, 1991-95

STEAL AVERAGE

Season:	3.0	by Clarence Ceasar, 1993-94; 1994-95
Career:	2.8	by Clarence Ceasar, 1992-95

BLOCKED SHOTS

Game:	12	by Shaquille O'Neal, vs. Loyola Marymount, 02/03/90
Season:	157	by Shaquille O'Neal, 1991-92
Career:	412	by Shaquille O'Neal, 1989-92

BLOCK AVERAGE

Season:	5.2	by Shaquille O'Neal, 1991-92
Career:	4.6	by Shaquille O'Neal, 1989-92

MINUTES PLAYED

Season:	1,342	by Derrick Taylor, 1985-86
Career:	4,692	by Tasmin Mitchell, 2005-10

Team Records**POINTS**

Game:	159	vs. Northern Arizona, 12/28/91 (LSU, 159-86)
Home Court:	159	vs. Northern Arizona, 12/28/91 (LSU, 159-86)
Road/Neutral:	124	vs. Texas, 01/02/90 (LSU 124-113)
1st half:	80	vs. Northern Arizona, 12/28/91 (LSU, 159-86)
2nd half:	79	vs. Northern Arizona, 12/28/91 (LSU, 159-86)
In a loss:	112	vs. Ole Miss, 03/04/89 (Ole Miss, 113-112-OT)
By Opponent:	141	by Loyola Marymount, 02/03/90 (LSU 148-141-OT)
Two Teams:	289	LSU (148), Loyola Marymount (141), 02/03/90
Season:	2,985	in 1969-70 (32 games)
Average:	93.3	in 1969-70 (2,985 in 32 games)
By Opponent:	2,861	in 1988-89 (32 games)

FIELD GOALS MADE

Game	61	vs. Loyola Marymount, 02/03/90
Two Teams:	113	LSU (61) vs. Loyola Marymount (52), 02/03/90
Season:	1,170	in 1985-86

**TASMIN MITCHELL**

Most career games started (136)

**DERRICK TAYLOR**

Most minutes played in a season (1,342)

**CLARENCE CAESAR**

Career leader in steals (310)


RANDY LIVINGSTON

Had 18 of LSU's school record
38 assists against George Mason in 1994.


SHAQUILLE O'NEAL

Had a triple-double with 10 of LSU's
16 blocks against Texas in 1990.

FIELD GOALS ATTEMPTED

Game:	114	vs. Louisiana College, 12/07/53
Season:	2,403	in 1969-70

FIELD GOAL PERCENTAGE

Game:	.714	vs. Clemson, 12/20/69 (50 of 70)
Season:	.520	in 1978-79 (964 of 1,854)

THREE-POINT FIELD GOALS MADE

Game:	17	at Tennessee, 03/01/03
Season:	234	in 2012-13

THREE-POINT FIELD GOALS ATTEMPTED

Game:	40	vs. South Carolina, 02/10/96
Season:	658	in 2012-13

THREE-POINT FIELD GOAL PERCENTAGE

Game:	1.000	vs. Arkansas State, 12/04/86 (3-3)
Season:	.401	in 1986-87 season (181-451)

FREE THROWS MADE

Game:	41	vs. Tulane, 12-22-79
Season:	667	in 1969-70

FREE THROWS ATTEMPTED

Game:	55	vs. Tulane, 12-22-79
Season:	944	in 1980-81

FREE THROW PERCENTAGE

Game:	1.000	vs. Tennessee, 03/11/83 (11-11)
	1.000	at Vanderbilt, 02/08-12 (10-10)
Season:	.770	in 1988-89 (557-723)

REBOUNDS

Game:	80	vs. Montana State, 12/27/76
Season:	1,691	in 1969-70 (32 games)
Average:	52.8	in 1969-70 (1,691 in 32 games)

FOULS

Season:	747	in 1986-87
Fouled Out:	37	in 1952-53, 1973-74

ASSISTS

Game:	38	vs. George Mason, 12/03/94
Season:	616	in 1974-75
Average:	23.7	in 1974-75 (616 in 26 games)

BLOCKED SHOTS

Game:	16	vs. Texas, 01/02/90; vs. Alcorn State, 11/20/08
Season:	225	in 1989-90
Average:	7.0	in 1989-90 (225 in 32 games)

STEALS

Game:	23	vs. Tennessee, 02/23/91
Season:	352	in 1986-87
Average:	10.5	in 1990-91 (316 in 30 games)

GAMES

Season:	39	in 1986-87
Most Wins:	31	in 1980-81
Most Losses:	23	in 1966-67
Win Streak:	26	in 1980-81

ATTENDANCE

Game (Paid):	68,112	vs. Notre Dame, 01/20/90 (Louisiana Superdome)
Game (Turnstile):	54,321	vs. Georgetown, 01/28/89 (Louisiana Superdome)
Game (PMAC):	15,694	vs. Ole Miss, 02/25/81
Game (Post 2006 PMAC Renovation)	13,839	vs. Xavier, 01/24/09
Season (Home):	314,369	in 1989-90 (19 games, one at Louisiana Superdome)
Season (PMAC):	246,257	in 1989-90 (18 games)
Season Average	13,708	in 1980-81 (15 games)
Season Average (Post 2006)	10,373	in 2008-09 (21 games)

LONGEST OVERALL WINNING STREAK

1. 26 - Nov. 30, 1980 to Feb. 28, 1981
2. 19 - Dec. 29, 1952 to March 14, 1953
3. 18 - Feb. 14, 1920 to Feb. 11, 1921
4. 17 - Feb. 1917 to Feb. 6, 1918
5. 15 - Feb. 1921 to March 16, 1922

LONGEST SEC WINNING STREAK

1. 32 - Feb. 4, 1952 to March 6, 1954
2. 23 - Jan. 1, 1934 to Dec. 23, 1935
3. 17 - Jan. 3, 1981 to Feb. 25, 1981
4. 13 - Jan. 14, 2009 to Feb. 28, 2009
4. 13 - Feb. 16, 2005 to Feb. 1, 2006
6. 12 - Feb. 9, 1945 to Jan. 11, 1947

SEC HOME WINNING STREAK

1. 26 - Feb. 13, 1933 to Jan. 31, 1936
2. 20 - Jan. 14, 1952 to Feb. 22, 1954
3. 19 - March 3, 2004 to Jan. 17, 2007
4. 15 - Jan. 3, 1981 to Feb. 10, 1982
5. 12 - Jan. 14, 1984 to Jan. 26, 1985

SEC ROAD WINNING STREAK

1. 14 - Feb. 4, 1952 to March 6, 1954
1. 14 - Jan. 19, 1980 to Feb. 21, 1981
3. 10 - Feb. 19, 1942 to Feb. 20, 1943
4. 6 - Jan. 17, 2009 to Feb. 28, 2009
4. 6 - Feb. 16, 2005 to Jan. 28, 2006
4. 6 - Jan. 11, 1946 to Jan. 11, 1947

CONSECUTIVE WINNING SEASONS

1. 11 - 1982-83 - 1992-93
2. 9 - 1913-14 - 1921-22
3. 6 - 2001-02 to 2006-07
3. 5 - 1976-77 - 1980-81
5. 4 - 1931-32 - 1934-35

CONSECUTIVE NON-LOSING SEASONS

1. 17 - 1976-77 - 1992-93
2. 12 - 1931-32 - 1942-43
3. 10 - 1913-14 - 1922-23

30-WIN SEASONS

- 1 - 1980-81

25-WIN SEASONS

- 6 - 1979-80, 1980-81, 1985-86, 1999-2000, 2005-06, 2008-09

20-WIN SEASONS

- 19 - last in 2008-09

RECORD IN SEASON OPENERS

- Overall - 86-19 (.819)
 SEC Openers - 44-36 (.550)

MOST VICTORIES - TWO YEAR PERIOD

1. 57 - 1980-1981
2. 50 - 1986-1987
3. 49 - 1979-1980
4. 47 - 2005-2006
5. 45 - 1985-1986

MOST VICTORIES - THREE YEAR PERIOD

1. 80 - 1979-1981
2. 71 - 1980-1982
3. 69 - 1985-1987
4. 68 - 1986-1988
5. 67 - 1978-1980

MOST VICTORIES - FOUR YEAR PERIOD

1. 98 - 1978-1981
2. 94 - 1979-1982
3. 90 - 1980-1983
4. 87 - 1984-1987
5. 86 - three times

MOST LSU POINTS FIRST HALF


1. 80 vs. Northern Arizona 12/28/91
2. 72 vs. Loyola-Marymount 02/03/90
3. 70 vs. George Mason 12/03/94
4. 69 vs. Tennessee 01/09/78
5. 65 vs. Vanderbilt 02/18/79
5. 65 vs. Tennessee-Martin 12/20/88
7. 63 vs. Texas 01/02/90
8. 61 vs. Nicholls State 12/30/91
8. 61 vs. Illinois-Chicago 12/30/87
8. 61 vs. Cleveland State 12/18/82

MOST LSU POINTS SECOND HALF

1. 79 vs. Northern Arizona 12/29/91
2. 70 vs. Tulane 10/04/78
3. 68 vs. Tulane 12/06/80
4. 65 vs. Loyola-Marymount 12/20/90
4. 65 vs. Nicholls State 12/29/90
4. 65 vs. Georgia State 12/28/94
7. 64 vs. Troy 12/06/94
8. 63 vs. Tennessee-Martin 12/20/88
9. 62 vs. Arkansas State 12/18/90
9. 62 vs. Nicholls State 12/30/91

MOST OPPONENT POINTS FIRST HALF

1. 86 by Kentucky 01/16/96
2. 63 by Kentucky 03/04/95
3. 61 by Illinois 12/22/88



Ronnie Henderson

MOST OPPONENT POINTS SECOND HALF

1. 76 by Loyola-Marymount 02/03/90
2. 67 by Kentucky 02/15/94
2. 67 by Vanderbilt 02/06/88
4. 66 by Illinois 12/22/88
5. 64 by Kentucky 03/04/95
5. 64 by Texas 02/02/90
5. 64 by Florida 12/10/88
8. 63 by Southern 11/29/95
8. 63 by Vanderbilt 02/18/90
8. 62 by Mississippi State 02/04/89

FEWEST LSU POINTS FIRST HALF

1. 10 vs. Ole Miss 03/03/04
2. 13 vs. Ole Miss 02/28/96
3. 14 vs. Kentucky 02/06/10
3. 14 vs. Wisconsin 03/23/00
5. 15 vs. Mississippi State 01/30/10
5. 15 vs. Ole Miss 02/07/01
5. 15 vs. Mississippi State 01/17/04
5. 15 vs. Mississippi State 02/11/98
9. 16 vs. Tennessee 02/04/10
9. 16 vs. Kentucky 01/31/85
9. 16 vs. Kentucky 01/05/83



PMAC Miscellaneous Numbers

- First Game: Vanderbilt 80, LSU 73 (Jan. 3, 1972)
- First Win: LSU 90, Georgetown 71 (Jan. 6, 1972)
- 10th Win: LSU 67, Florida 54 (Jan. 22, 1973)
- 50th Win: LSU 77, Auburn 73 (Jan. 29, 1977)
- 100th Win: LSU 92, Florida 75 (Jan. 31, 1981)
- 150th Win: LSU 67, Kentucky 61 (March 2, 1985)
- 200th Win: LSU 111, Tennessee 94 (Jan. 8, 1990)
- 250th Win: LSU 76, Alabama 68 (Feb. 23, 1993)
- 300th Win: LSU 72, Jackson State 53 (Dec. 12, 1998)
- 350th Win: LSU 75, Prairie View A&M 49 (Dec. 17, 2002)
- 400th Win: LSU 55, Ole Miss 52 (March 4, 2006)
- 450th Win: LSU 65, Rice 61 (Dec. 19, 2009)

- Record in Assembly Center: 486-171 (.740)
- SEC Record in Assembly Center: 226-133 (.629)
- Non-Conference Record in Assembly Center: 260-38 (.872)
- Largest Single-Game Crowd: 15,694 vs. Ole Miss, 2-25-81
- Single-Season Attendance: 246,257 (18 games) 1989-90 (13,681 avg.)
- Single-Season Average: 13,708, 1980-81
- Maravich Center Totals: 6,686,005 (657 games)
 42 seasons (10,176 avg.)

FEWEST LSU POINTS SECOND HALF

1.	13	vs. Alabama	01/27/10
2.	18	vs. Arizona State	11/27/09
2.	18	vs. Ole Miss	02/07/01
2.	18	vs. Mississippi State	01/30/88
5.	19	vs. Ole Miss	01/22/11
5.	19	vs. Mississippi State	01/16/99
7.	20	vs. Mississippi State	01/09/08
7.	20	vs. Ole Miss	03/04/82
9.	21	vs. Utah	01/03/05
9.	21	vs. UCLA	04/01/06
9.	21	vs. Tennessee	02/09/08

FEWEST OPPONENT POINTS FIRST HALF

1.	6	by Auburn	01/08/11
2.	9	by North Carolina	12/04/82
3.	12	by Southern	12/27/10
4.	12	by Nicholls State	11/22/02
5.	14	by Alabama	01/20/88
6.	15	by Alabama	02/11/12
6.	15	by Grambling State	12/13/08
8.	16	by UC Irvine	12/15/11
8.	16	by Delaware	12/03/03
8.	16	by Vanderbilt	01/06/88
8.	16	by Mississippi State	02/06/82

FEWEST OPPONENT POINTS SECOND HALF

1.	10	by Nicholls State	12/30/01
2.	11	by Grambling State	11/20/99
3.	12	by Nicholls State	11/22/03
4.	15	by Centenary	11/24/10
5.	17	by Grambling State	12/29/11
5.	17	by Wright State	12/27/06
5.	17	by Southeastern Louisiana	11/22/99
5.	17	by Mississippi State	02/25/87
9.	18	by South Carolina	01/30/93
10.	19	by Western Kentucky	11/18/11
10.	19	by Auburn	02/13/80

MOST LSU OVERTIME POINTS

1.	33	vs. Ohio State (2 ot, 13-20)	01/15/05
2.	28	vs. Alabama (3 ot, 7-12-6)	02/23/13
3.	26	vs. Georgia (2 ot; 10-16)	03/07/87
4.	25	vs. Mississippi State (2 ot; 10-15)	02/11/09
4.	25	vs. Purdue (2 ot; 4-21)	03/13/86
6.	23	vs. Mississippi State	01/04/90
7.	22	vs. Florida	02/10/79
8.	19	vs. Louisiana Tech	12/06/88
9.	18	vs. McNeese State	12/16/10
9.	18	vs. Mississippi State	01/13/93

FEWEST LSU OVERTIME POINTS

1.	0	vs. Kentucky	02/24/80
1.	0	vs. Alabama	02/17/84
3.	2	vs. Georgia	02/04/84
4.	4	vs. Alabama	02/05/77
4.	4	vs. UNLV	11/28/81
4.	4	vs. South Carolina	01/16/13
7.	5	vs. Coastal Carolina	12/13/10
8.	6	five times	

MOST OPPONENT OVERTIME POINTS

1.	25	by Georgia (2 ot; 10-15)	03/07/87
1.	25	by Alabama (3 ot; 7-12-6)	02/23/13
3.	22	by Mississippi State (2 ot; 10-12)	02/11/09
4.	21	by Louisiana Tech	12/06/88
4.	21	by Ohio State (2 ot; 13-8)	11/15/05
6.	19	by Florida	02/13/01
6.	19	by Arkansas	03/04/92
8.	16	by Alabama	02/10/99
8.	16	by Florida	02/10/79
10.	15	twice	03/16/83

FEWEST OPPONENT OVERTIME POINTS

1.	1	by Georgia	02/04/84
2.	2	by Auburn	01/17/12
2.	2	by Alabama	02/17/84
2.	2	by Kentucky	02/24/80
5.	3	by Tennessee	03/08/07
5.	3	by Mississippi State	02/03/02
7.	5	by Arkansas	01/19/05
7.	5	by Tennessee	02/06/84
7.	5	by Ole Miss	01/20/79
10.	6	by West Virginia	11/26/05
10.	6	by McNeese State	12/16/10


Top LSU Scoring Tandems

	Name	Name	Year	Total
1.	Pete Maravich (44.5)	Danny Hester (16.1)	1970	60.6
2.	Pete Maravich (43.8)	Rich Hickman (13.2)	1967	54.5
3.	Pete Maravich (44.2)	Dave Ramsden (10.3)	1968	54.5
4.	Chris Jackson (30.2)	Ricky Blanton (20.3)	1989	50.5
5.	Bob Pettit (25.5)	Joe Dean (18.3)	1952	43.8
6.	Shaquille O'Neal (27.6)	Vernel Singleton (15.2)	1991	42.8
7.	Chris Jackson (27.8)	Stanley Roberts (14.1)	1990	41.9
8.	Bob Pettit (31.4)	Norman Magee (10.0)	1954	41.4
9.	Glenn Hansen (21.7)	Kenny Higgs (18.1)	1975	39.8
10.	Al Sanders (20.9)	Bill Newton (18.8)	1971	39.7
11.	Roger Sigler (25.1)	Dom Merle (13.6)	1956	38.7
12.	Shaquille O'Neal (24.1)	Vernel Singleton (14.3)	1992	38.4
13.	Bob Pettit (24.7)	Norman Magee (13.2)	1953	37.9
14.	Glenn Hansen (19.4)	Ed Palubinskas (18.4)	1974	37.8
15.	Marcus Thornton (21.1)	Tasmin Mitchell (16.3)	2009	37.4
16.	Bill Newton (18.9)	Al Sanders (18.3)	1972	37.2
17.	DeWayne Scales (19.4)	Al Green (17.7)	1979	37.1
18.	Ronnie Henderson (23.3)	Clarence Caesar (12.6)	1995	38.4
19.	Glen Davis (18.6)	Darrel Mitchell (16.8)	2006	35.4
20.	Marcus Thornton (19.6)	Anthony Randolph (15.6)	2008	35.2

Fastest LSU Players to 1,000 Career Points

	Name	Class	Yrs.	Game No.
1.	Pete Maravich	So.	1	23
2.	Chris Jackson	So.	2	33
3.	Bob Pettit	So.	2	40
4.	Glenn Hansen	Sr.	2	49
5.	Kenny Higgs	So.	2	50
6.	Ronnie Henderson	So.	2	51
T7.	Shaquille O'Neal	So.	2	52
T7.	Roger Sigler	Sr.	3	52
T7.	Marcus Thornton	Sr.	2	52
T10.	Rudy Macklin	Jr.	3	58
T10.	Dick Maile	Sr.	3	58
12.	Dewayne Scales	Jr.	3	61
13.	Glen Davis	So.	2	62
T14.	Al Sanders	Sr.	3	63
T14.	John Williams	So.	2	63
16.	Bill Newton	Sr.	3	67
17.	Joe Dean	Sr.	3	70
18.	Howard Carter	Jr.	3	74
19.	Ronald Dupree	Jr.	3	77
T20.	Tasmin Mitchell	Jr.	3	79
T20.	Derrick Taylor	Jr.	3	79

THE LAST TIME ...**Scoring**

Less than 50 points	48 - at Ole Miss (48-72), 02/25/12
90 or more points	97 - vs. Alabama (97-94, 3 ot), 02/23/13
100 or more points	102 - vs. Northwestern St. (102-95), 11/20/12

Opponents Scoring

Less than 50 points	46 - at South Carolina (46-64), 02/14/13
90 or more points	94 - by Alabama (94-97, 3ot), 02/23/13
100 or more points	101 - by Ohio State (101-113), 01/15/05

Field Goal Percentage

Shot 29 percent or less	29.4 - vs. Kentucky (20-68), 03/09/12
Shot 50 percent or more	54.5 - vs. Mississippi St. (30-55), 02/16/13
Shot 60 percent or more	60.0 - vs. Northwestern St. (24-40), 11/12/10
Shot 70 percent or more	70.3 - vs. Centenary (45-64), 01/15/03

Opponents Field Goal Percentage

Shot 29 percent or less	28.6 - by Georgia (16-56), 03/14/13
Shot 50 percent or more	52.5 - by Ole Miss (31-59), 03/09/13
Shot 60 percent or more	62.2 - by Ole Miss (28-45), 01/22/11

3 PT FG Percentage

Shot less than 10 pct	9.1 - at North Texas (1-11), 12/22/11
Shot 50 percent or more	50.0 - vs. Arkansas (6-12), 03/08/12
Shot 60 percent or more	62.2 - vs. Marquette (7-11), 12/19/11

Opponents 3 PT FG Percentage

Shot less than 10 pct	0.0 - by Houston Baptist (0-8), 12/28/12
Shot 50 percent or more	55.0 - by Florida (9-19), 03/15/13
Shot 60 percent or more	63.6 - by Tennessee (10-15), 02/19/13

Free Throw Percentage

Shot less than 50 pct.	46.4 - vs. Florida (13-28), 03/15/13
Shot 80 percent or more	80.0 - vs. Ole Miss (12-15), 03/09/13
Shot 100 percent	100.0 - at Vanderbilt (10-10), 02/08/12

Rebounds

Had less than 20	19 - vs. Ole Miss, 01/22/11
Had 50 or more	50 - vs. McNeese State, 11/13/12
Had 60 or more	60 - vs. Troy, 12/22/98

Opponent Rebounds

Had Less than 20	17 - by Nicholls State, 12/17/08
Had 50 or more	53 - by Florida, 01/12/13

Assists

Had less than 5	4 - vs. Alabama, 01/27/10
Had 15 or more	16 - at Texas A&M, 03/06/13
Had 20 or more	24 - vs. Mississippi State, 02/16/13
Had 25 or more	26 - vs. Troy, 11/30/08

Opponent Assists

Had less than 5	4 - by Bethune-Cookman, 01/05/13
Had 15 or more	17 - by Florida, 03/15/13
Had 20 or more	20 - by Oregon, 03/13/12
Had 25 or more	28 - by Fresno State, 11/26/99

Blocks

Had 0	0 - at Alabama, 02/09/13
Had 10 or more	13 - vs. Houston Baptist, 12/28/12
Had 15 or more	16 - vs. Alcorn State, 11/20/08

Opponent Blocks

Had 0	0 - by Marquette, 12/22/12
Had 10 or more	11 - by Connecticut, 01/16/07

Steals

Had 0	0 - vs. Georgia Tech, 03/17/90
Had 10 or more	10 - vs. Arkansas, 02/27/13
Had 15 or more	19 - vs. Texas A&M, 01/23/13

**Opponent Steals**

Had 0	0 - by Washington State, 12/27/08
Had 10 or more	10 - by Ole Miss, 03/09/13
Had 15 or more	16 - by Rutgers, 12/03/11

Career Double Doubles

Shaquille O'Neal - 66
Durand "Rudy" Macklin - 50
Glen Davis - 45
Leonard Mitchell - 33
Tasmin Mitchell - 27
Brandon Bass - 19
Johnny O'Bryant III - 17
Pete Maravich - 17

LSU Career Triple Doubles**SHAQUILLE O'NEAL - 6**

LSU vs. BYU	March 19, 1992
26 points, 13 rebounds, 11 blocks	
LSU vs. Auburn	Feb. 22, 1992
30 points, 20 rebounds, 11 blocks	
LSU at South Carolina	Feb. 19, 1992
19 points, 14 rebounds, 11 blocks	
LSU vs. Florida	Jan. 26, 1991
31 points, 21 rebounds, 10 blocks	
LSU vs. Loyola Marymount	Feb. 3, 1990
20 points, 24, rebounds, 12 blocks	
LSU vs. Texas	Jan. 2, 1990
16 points, 19 rebounds, 10 blocks	

PETE MARAVICH - 1

LSU vs. Mississippi State	Feb. 3, 1969
33 points, 11 rebounds, 10 assists	

Individual Records

POINTS

LSU:	53	by Shaquille O'Neal, vs. Arkansas State, 12/18/90
	50	by Chris Jackson, vs. Tennessee, 02/11/99
	49	by Chris Jackson, vs. Florida, 03/01/89
	48	by Chris Jackson, vs. Louisiana Tech, 12/06/88
	45	by Chris Jackson, vs. Georgia, 01/24/90
Opp:	48	by Hank Gathers, Loyola Marymount, 02/03/90

FIELD GOALS MADE

LSU:	19	by Chris Jackson, vs. Florida, 03/01/89
	18	by Bill "Fig" Newton, vs. Georgetown, 01/06/72
	18	by Chris Jackson, vs. Louisiana Tech, 12/06/88
	18	by Chris Jackson, vs. Southern Miss, 11/19/89
	18	by Shaquille O'Neal, vs. Arkansas State, 12/18/90
	18	by Shaquille O'Neal, vs. Northern Arizona, 12/28/91
Opp:	20	by Hank Gathers, Loyola Marymount, 02/03/90

FIELD GOAL PERCENTAGE (MINIMUM 10 ATTEMPTS)

LSU:	1.000	by Stanley Roberts, 10-10, Loyola Marymount, 02/03/90;
	1.000	by Durand Macklin, 12-12, vs. Mississippi State, 01/05/80
Opp:	.909	by Ronnie Williams, Florida, 10-11, 01/02/82
		by Bob Guyette, Kentucky, 10-11, 01/05/74

THREE POINT FIELD GOALS MADE

LSU:	10	by Chris Jackson, vs. Tennessee, 02/10/90
	8	by Maurice Carter, vs. Arkansas, 01/02/99
	8	by Ronnie Henderson, vs. Kentucky, 02/15/94
Opp:	9	by Anderson Hunt, UNLV, 01/28/90

THREE POINT FG PERCENTAGE (MINIMUM 5 ATTEMPTS)

LSU:	1.000	by Antonio Hudson, 6-6, vs. Louisiana-Lafayette, 11/21/04
	1.000	by Collis Temple, 5-5, vs. Nicholls State, 12/22/00
	1.000	by Darrel Mitchell, 5-5, vs. Auburn, 02/26/03
Opp:	1.000	by Sonny Weems, Arkansas, 5-5, 01/26/08

FREE THROWS MADE

LSU:	17	by Shaquille O'Neal, vs. Arkansas State, 12/18/90
Opp:	15	by Ernie Grunfeld, Tennessee, 01/15/77

FREE THROWS ATTEMPTED

LSU:	21	by Shaquille O'Neal, vs. Arkansas State, 12/18/90
Opp:	18	by Leon Douglas, Alabama, 02/17/75

FREE THROW PERCENTAGE

LSU:	1.000	by Eddie Palubinskas, 16-16, vs. Mississippi State, 03/01/73
Opp:	1.000	by Carlos Zuniga, Tulane, 10-10, 12/04/78
	1.000	by Sidney Moncrief, Arkansas, 10-10, 12/29/77
	1.000	by Joe Rogers, Villanova, 10-10, 12/28/76

REBOUNDS

LSU:	32	by Durand Macklin, vs. Tulane, 11/26/76
Opp:	23	by Larry Fry, Mississippi State, 01/16/75

ASSISTS

LSU:	19	by Kenny Higgs, vs. Georgia, 01/17/77
	18	by Randy Livingston, vs. George Mason, 12/03/94
	18	by Kenny Higgs, vs. Tennessee, 01/15/77
	17	by Kenny Higgs, vs. Mississippi State, 02/16/76
	16	by Kenny Higgs, vs. Vanderbilt, 02/28/76
Opp:	15	by Eddie Johnson, Auburn, 01/03/76

BLOCKED SHOTS

LSU:	12	by Shaquille O'Neal, vs. Loyola Marymount, 02/03/90
Opp:	7	by Jarvis Varnado, Mississippi State, 01/09/08

STEALS

LSU:	10	by Shawn Griggs, vs. Tennessee, 02/23/91
Opp:	9	by Mike Varos, Cal State Los Angeles, 12/08/89

Team Records

POINTS

LSU:	159	vs. Northern Arizona, 159-86, 12/28/91
	148	vs. Loyola Marymount, 148-141, 02/03/90
	128	vs. Tennessee Martin, 128-89, 12/20/88
	127	vs. George Mason, 127-104, 12/03/94

	123	vs. Nicholls State, 123-61, 12/30/91
Opp:	141	by Loyola Marymount, 148-141 (OT), 02/03/90
	129	by Kentucky, 97-129, 01/16/96
	127	by Illinois, 100-127, 12/22/88
	114	by Loyola Marymount, 122-114, 12/20/90
	113	by Tennessee, 119-113, 02/10/90

FIELD GOALS MADE

LSU:	61	vs. Loyola Marymount, 02/03/90; vs. Northern Arizona, 12/28/91
Opp:	53	by Illinois, 12/22/88

FIELD GOALS ATTEMPTED

LSU:	103	vs. Northern Arizona, 12/28/91
Opp:	116	by Loyola Marymount, 02/11/89

FIELD GOAL PERCENTAGE

LSU:	.703	vs. Centenary, 01/15/03
Opp:	.684	by Tulane, 03/12/82

FREE THROWS MADE

LSU:	41	vs. Tulane, 12/22/79
Opp:	31	by Tulane, 03/12/82

FREE THROWS ATTEMPTED

LSU:	55	vs. Tulane, 12/22/79
Opp:	42	by Tulane, 03/12/82; Georgia, 03/12/82

MOST THREE-POINT FIELD GOALS MADE

LSU:	16	vs. Auburn, 02/26/03
Opp:	18	vs. Ohio State, 01/15/05

FOULS

LSU:	39	vs. Ole Miss, 01/14/84
Opp:	42	by Tulane, 12/22/79

MARGIN OF VICTORY

LSU:	75	vs. Grambling State, 112-37, 11/20/99
	73	vs. Northern Arizona, 158-86, 12/28/91
	62	vs. Nicholls State, 123-61, 12/30/91
	54	vs. Nicholls State, 96-42, 11/17/06
	48	twice, last in 1997
Opp:	32	by Kentucky, 129-97, 01/16/96
	27	by Illinois, 127-100, 12/22/88
	26	by Kentucky, 81-55, 02/06/10
	26	by Ole Miss, 83-57, 02/18/98
	24	by Kentucky, 74-50, 01/28/12
	24	by Florida, 75-51, 01/21/87

POINTS IN ONE HALF

LSU:	80	vs. Northern Arizona, 1st half, 12/28/91
	79	vs. Northern Arizona, 2nd half, 12/28/91
	72	vs. Loyola Marymount, 1st half, 02/03/90
	70	vs. Tulane, 2nd half, 12/04/78
Opp:	86	by Kentucky, 1st half, 01/16/96
	76	by Loyola Marymount, 2nd half, 02/03/90
	66	by Illinois, 2nd half, 12/22/88
	61	by Illinois, 1st half, 12/22/88

MOST WINS

LSU:	19	in 2008-09 season
Opp:	7	in 1994-95; 1995-96; 2000-01, 09-10 season



Maurice Carter (1999) was the last player to hit at least eight treys in a game at the Maravich Center.

SCORING

1. Pete Maravich	1967-70	3667
2. Rudy Macklin	1976-81	2080
3. Tasmin Mitchell	2005-10	1989
4. Howard Carter	1979-83	1942
5. Shaquille O'Neal	1989-92	1941
6. Bob Pettit	1951-54	1916
7. Kenny Higgs	1974-78	1896
8. Chris Jackson	1988-90	1854
9. Ronald Dupree	1909-03	1726
10. Derrick Taylor	1981-82; 83-86	1590

SCORING AVERAGE

1. Pete Maravich	1967-70	44.2
2. Chris Jackson	1988-90	29.0
3. Bob Pettit	1951-54	27.4
4. Shaquille O'Neal	1989-92	21.6
5. Glenn Hansen	1973-75	20.5
6. Marcus Thornton	2007-09	20.4
7. Ronnie Henderson	1993-96	20.3
8. Roger Sigler	1954-57	19.1
9. Eddie Palubinskas	1972-74	18.5
10. Kenny Higgs	1974-78	17.9

FIELD GOALS MADE

1. Pete Maravich	1967-70	1387
2. Rudy Macklin	1976-81	852
3. Howard Carter	1979-83	806
4. Shaquille O'Neal	1989-92	786
5. Tasmin Mitchell	2006-10	762
6. Bob Pettit	1951-54	721
7. Kenny Higgs	1974-78	687
8. Ronald Dupree	2000-03	665
9. Chris Jackson	1989-90	664
10. Leonard Mitchell	1980-84	630

3-POINT FG MADE

1. Darrel Mitchell	2002-06	258
2. Torris Bright	2000-03	237
3. Ronnie Henderson	1993-96	189
4. Clarence Ceasar	1991-95	175
5. Antonio Hudson	2001-05	174
6. Chris Jackson	1988-90	172
7. Collis Temple III	2000-03	171
8. Andre Stringer	2010-13	168
8. Marcus Thornton	2007-09	168
10. Maurice Carter	1995-99	157

FIELD GOAL PCT. (MIN. 250 ATT.)

1. Dave Ramsden	1967-69	.643
2. Shaquille O'Neal	1989-92	.610
3. Tyrus Thomas	2005-06	.608
4. Rudy Macklin	1976-81	.595
5. Al Sanders	1969-72	.585
6. Stanley Roberts	1989-90	.576
7. Jaime Lloreda	2002-04	.571
8. Stromile Swift	1998-00	.560
8. Vernel Singleton	1988-92	.560
10. Floyd Bailey	1974-78	.557

ASSISTS

1. Kenny Higgs	1974-78	645
2. Ethan Martin	1977-81	638
3. Torris Bright	2000-03	544
4. Garrett Temple	2005-09	482
5. Pete Maravich	1967-70	425
6. Derrick Taylor	1981-82; 83-86	401
7. Darrel Mitchell	2002-06	367
8. Ricky Blanton	1984-86; 87-89	314
9. Mike Darnall	1972-75	299
10. Tasmin Mitchell	2005-10	291

FREE THROWS MADE

1. Pete Maravich	1967-70	893
2. Kenny Higgs	1974-78	522
3. Bob Pettit	1951-54	474
4. Vernel Singleton	1988-92	432
5. Glen Davis	2004-07	429
6. Ethan Martin	1977-81	390
7. Rudy Macklin	1976-81	376
8. Roger Sigler	1954-57	372
9. Shaquille O'Neal	1989-92	369
10. Derrick Taylor	1981-82; 83-86	364

FREE THROW PCT. (MIN. 200 ATT.)

1. Eddie Palubinskas	1972-74	.875
2. Chris Jackson	1988-90	.863
3. Don Redden	1982-86	.840
4. Kenny Drost	1964-67	.839
5. Bo Spencer	2007-10	.828
6. Harry Heroman	1963-66	.816
7. Derrick Taylor	1981-82; 83-86	.801
8. George Nattin	1959-62	.792
9. Howard Carter	1979-83	.789
10. Garrett Temple	2005-09	.783

3-POINT FG PCT. (MIN. 75 ATT.)

1. Justin Anderson	1991-92	.489
2. Jamie Brandon	1991-93	.438
3. Anthony Wilson	1986-87	.421
4. Ricky Blanton	1987-89	.411
5. Mike Hansen	1990-93	.397
6. Darrel Mitchell	2002-06	.396
7. Torris Bright	1999-03	.392
8. Landers Nolley	1994-96	.383
9. Marcus Thornton	2007-09	.382
10. Brian Beshara	1998-01	.372
10. Chris Jackson	1988-90	.372

REBOUNDS

1. Rudy Macklin	1976-81	1276
2. Shaquille O'Neal	1989-92	1217
3. Al Sanders	1969-72	1168
4. Bob Pettit	1951-54	1039
5. Ned Clark	1951-55	998
6. Tasmin Mitchell	2005-10	950
7. Leonard Mitchell	1980-84	922
8. Glen Davis	2004-07	916
9. Ronald Dupree	2000-03	907
10. Lionel Green	1975-79	809

REBOUNDING AVERAGE

1. Bob Pettit	1951-54	14.8
2. Al Sanders	1969-72	14.1
3. Shaquille O'Neal	1989-92	13.5
4. Ned Clark	1951-55	11.8
5. Rudy Macklin	1976-81	10.4
5. Dick Maile	1962-65	10.4
7. Roger Sigler	1953-56	10.3
8. Maury Drummond	1960-63	10.2
9. Jaime Lloreda	2002-04	10.1
10. Danny Hester	1968-70	10.0



Kenny Higgs has a school best 645 assists.

BLOCKED SHOTS

1. Shaquille O'Neal	1989-92	412
2. Chris Johnson	2005-09	176
3. Stromile Swift	1998-00	130
4. Storm Warren	2008-12	121
5. Garrett Temple	2005-09	113
6. Glen Davis	2004-07	110
7. Brandon Bass	2003-05	104
8. Jose Vargas	1984-88	100
9. Tyrus Thomas	2005-06	99
10. Lionel Green	1975-79	94

STEALS

1. Clarence Ceasar	1991-95	310
2. Ethan Martin	1977-81	279
3. Torris Bright	2000-03	246
4. Darrel Mitchell	2002-06	219
5. Derrick Taylor	1981-82; 83-86	207
6. Jerry Reynolds	1982-85	194
7. Garrett Temple	2005-09	191
8. Tasmin Mitchell	2005-10	190
9. Darryl Joe	1986-88	169
10. Anthony Hickey	2011-13	154
10. Jermaine Williams	1998-02	154

MINUTES PLAYED

1. Tasmin Mitchell	2005-10	4692
2. Garrett Temple	2005-09	4432
3. Howard Carter	1979-83	4276
4. Torris Bright	2000-03	4250
5. Rudy Macklin	1976-81	3965
6. Darrel Mitchell	2002-06	3891
7. Derrick Taylor	1981-82; 83-86	3835
8. Leonard Mitchell	1980-84	3832
9. Ronald Dupree	2000-03	3710
10. Ethan Martin	1977-81	3596

SCORING

1. Pete Maravich	1969-70	1381
2. Pete Maravich	1968-69	1148
3. Pete Maravich	1967-68	1138
4. Chris Jackson	1988-89	965
5. Chris Jackson	1989-90	889
6. Bob Pettit	1953-54	785
7. Shaquille O'Neal	1990-91	774
8. Marcus Thornton	2008-09	739
9. Shaquille O'Neal	1991-92	722
10. Glen Davis	2005-06	669

SCORING AVERAGE

1. Pete Maravich	1969-70	44.5
2. Pete Maravich	1968-69	44.2
3. Pete Maravich	1967-68	43.8
4. Bob Pettit	1953-54	31.4
5. Chris Jackson	1988-89	30.2
6. Chris Jackson	1989-90	27.8
7. Shaquille O'Neal	1990-91	27.6
8. Bob Pettit	1951-52	25.5
9. Roger Sigler	1955-56	25.1
10. Bob Pettit	1952-53	24.7

FIELD GOALS MADE

1. Pete Maravich	1969-70	522
2. Pete Maravich	1968-69	433
3. Pete Maravich	1967-68	432
4. Chris Jackson	1988-89	359
5. Shaquille O'Neal	1990-91	312
6. Chris Jackson	1989-90	305
7. Shaquille O'Neal	1991-92	294
8. Bob Pettit	1953-54	281
9. John Williams	1985-86	269
10. Marcus Thornton	2008-09	256

3-POINT FG MADE

1. Anthony Wilson	1986-87	95
2. Marcus Thornton	2007-08	90
3. Chris Jackson	1989-90	88
4. Chris Jackson	1988-89	84
5. Darrel Mitchell	2005-06	82
6. Marcus Thornton	2008-09	78
7. Torris Bright	2001-02	76
8. Ronnie Henderson	1993-94	72
9. Maurice Carter	1998-99	71
10. Ronnie Henderson	1994-95	68

FIELD GOAL PCT. (MIN. 100 ATT.)

1. David Ramsden	1968-69	.6747
2. Ralph Jukkola	1967-68	.6377
3. Shaquille O'Neal	1990-91	.6278
4. Rudy Macklin	1980-81	.6246
5. Rudy Macklin	1977-78	.6217
6. Shaquille O'Neal	1991-92	.6151
7. Stromile Swift	1999-00	.6080
7. Tyrus Thomas	2005-06	.6080
9. Rudy Macklin	1979-80	.6057
10. Al Sanders	1971-72	.5958

ASSISTS

1. Kenny Higgs	1976-77	239
2. T.J. Pugh	1990-91	196
3. Pete Maravich	1969-70	192
4. Ethan Martin	1980-81	190
5. Ethan Martin	1979-80	174
6. Kenny Higgs	1975-76	173
7. Darrel Mitchell	2005-06	160
8. Randy Livingston	1994-95	151
9. Torris Bright	2002-03	150
9. Ethan Martin	1978-79	150

ASSISTS AVERAGE

1. Randy Livingston	1994-95	9.4
2. Kenny Higgs	1976-77	8.8
3. Kenny Higgs	1975-76	6.6
3. Mike Darnell	1974-75	6.6
5. T. J. Pugh	1990-91	6.5
6. Pete Maravich	1969-70	6.1
7. Ethan Martin	1980-81	5.5
8. Ethan Martin	1979-80	5.4
9. Ethan Martin	1978-79	5.3
10. Tommy Hess	1971-72	5.0
10. Tommy Hess	1970-71	5.0

FREE THROWS MADE

1. Pete Maravich	1969-70	337
2. Pete Maravich	1968-69	282
3. Pete Maravich	1967-68	274
4. Bob Pettit	1953-54	223
5. Chris Jackson	1989-90	191
6. Glen Davis	2005-06	163
6. Chris Jackson	1988-89	163
6. Kenny Higgs	1976-77	163
9. Roger Sigler	1955-56	151
10. Shaquille O'Neal	1990-91	150

FREE THROW PCT. (MIN. 50 ATT.)

1. Chris Jackson	1989-90	.9095
2. Kenny Drost	1965-66	.9024
3. Eddie Palubinskas	1972-73	.8954
4. Derrick Taylor	1985-86	.8804
5. Anthony Wilson	1985-86	.8800
6. Don Redden	1984-85	.8732
7. Jordy Hultberg	1976-77	.8667
8. Harry Heroman	1965-66	.8627
9. Bob Miller	1976-77	.8621
10. Jermaine Williams	2001-02	.8537

3-POINT FG PCT. (MIN. 50 ATT.)

1. Jamie Brandon	1992-93	.509
2. Justin Anderson	1991-92	.489
3. Fess Irvin	1986-87	.463
4. Mike Hanson	1992-93	.452
5. Brian Beshara	1998-99	.431
6. Darrel Mitchell	2002-03	.424
7. Landers Nolley	1994-95	.421
7. Anthony Wilson	1986-87	.421
9. Darrel Mitchell	2003-04	.419
10. Maurice Carter	1998-99	.415

REBOUNDS

1. Al Sanders	1969-70	474
2. Bob Pettit	1953-54	432
3. Shaquille O'Neal	1991-92	421
4. Shaquille O'Neal	1990-91	411
5. Shaquille O'Neal	1989-90	385
6. Ned Clark	1954-55	380
7. Al Sanders	1970-71	369
8. Rudy Macklin	1980-81	351
9. Glen Davis	2005-06	350
10. Danny Hester	1969-70	345

REBOUNDING AVERAGE

1. Bob Pettit	1953-54	17.3
2. Ned Clark	1954-55	15.8
3. Al Sanders	1970-71	14.8
4. Al Sanders	1969-70	14.8
5. Shaquille O'Neal	1990-91	14.7
6. Shaquille O'Neal	1991-92	14.0
7. Bob Pettit	1952-53	13.9
8. Roger Sigler	1954-55	13.8
9. Bob Pettit	1951-52	13.1
10. Maury Drummond	1960-61	12.5

BLOCKED SHOTS

1. Shaquille O'Neal	1991-92	157
2. Shaquille O'Neal	1990-91	140
3. Shaquille O'Neal	1989-90	115
4. Tyrus Thomas	2005-06	99
5. Stromile Swift	1999-00	95
5. Chris Johnson	2008-09	95
7. Anthony Randolph	2007-08	70
8. Chris Johnson	2007-08	66
9. Jaime Lloreda	2002-03	61
9. Lionel Green	1978-79	61

BLOCK SHOT AVERAGE

1. Shaquille O'Neal	1991-92	5.2
2. Shaquille O'Neal	1990-91	5.0
3. Shaquille O'Neal	1989-90	3.6
4. Tyrus Thomas	2005-06	3.1
5. Stromile Swift	1999-00	2.8
6. Chris Johnson	2008-09	2.7
7. Chris Johnson	2007-08	2.6
8. Anthony Randolph	2007-08	2.3
9. Stromile Swift	1998-99	2.2
10. Lionel Green	1979-80	2.1

STEALS

1. Darryl Joe	1986-87	93
2. Clarence Ceasar	1991-92	90
3. Derrick Taylor	1985-86	86
4. Anthony Hickey	2012-13	85
5. Ethan Martin	1980-81	83
6. Shawn Griggs	1990-91	81
7. Jerry Reynolds	1983-84	81
8. Darryl Joe	1987-88	80
9. Clarence Ceasar	1993-94	80
10. Jermaine Williams	2001-02	76

STEALS AVERAGE

1. Clarence Ceasar	1994-95	3.0
2. Clarence Ceasar	1993-94	2.96
3. Anthony Hickey	2012-13	2.93
4. Clarence Ceasar	1991-92	2.90
5. Shawn Griggs	1990-91	2.8
6. Jerry Reynolds	1983-84	2.8
7. Darryl Joe	1987-88	2.7
8. Darryl Joe	1986-87	2.5
9. Ethan Martin	1980-81	2.4
10. Clarence Ceasar	1992-93	2.3

MINUTES PLAYED

1. Derrick Taylor	1985-86	1342
2. Anthony Wilson	1986-87	1338
3. Darrel Mitchell	2005-06	1322
4. John Williams	1985-86	1277
5. Tasmin Mitchell	2005-06	1240
6. Ricky Blanton	1988-89	1231
7. Nikita Wilson	1986-87	1219
8. Howard Carter	1980-81	1209
9. Garrett Temple	2005-06	1207
10. Ronald Dupree	2001-02	1203

Individual Single Game Records

SCORING

1.	Pete Maravich vs. Alabama	Feb. 7, 1970	69
2.	Pete Maravich vs. Tulane	Feb. 10, 1969	66
3.	Pete Maravich vs. Kentucky	Feb. 21, 1970	64
4.	Pete Maravich vs. Vanderbilt	Dec. 11, 1969	61
5.	Bob Pettit vs. Louisiana College	Dec. 7, 1953	60
6.	Pete Maravich vs. Alabama	Feb. 17, 1968	59
7.	Pete Maravich vs. Georgia	March 8, 1969	58
7.	Pete Maravich vs. Mississippi State	Dec. 22, 1967	58
9.	Bob Pettit vs. Georgia	Jan. 9, 1954	57
10.	(tie) Pete Maravich (6 times), Chris Jackson (1)		55

FIELD GOALS MADE

1.	Pete Maravich vs. Alabama	Feb. 7, 1970	26
1.	Pete Maravich vs. Vanderbilt	Dec. 11, 1969	26
3.	Pete Maravich vs. Tulane	Feb. 10, 1969	25
4.	Pete Maravich vs. Alabama	Feb. 17, 1968	24
5.	Pete Maravich vs. Kentucky	Feb. 21, 1970	23
5.	Bob Pettit vs. Georgia	Jan. 9, 1954	23

FIELD GOALS ATTEMPTED

1.	Pete Maravich vs. Alabama	Feb. 7, 1970	57
1.	Pete Maravich vs. Vanderbilt	Jan. 29, 1969	57
3.	Pete Maravich vs. Vanderbilt	Dec. 11, 1969	54
4.	Pete Maravich vs. Kentucky	Feb. 22, 1969	53
5.	Pete Maravich vs. Alabama	Feb. 17, 1968	52

FIELD GOAL PERCENTAGE (MIN. 10 ATTEMPTS)

1.	Durand Macklin vs. Mississippi State (12-12)	Jan. 5, 1980	1.000
1.	Stanley Roberts vs. Loyola Marymount (10-10)	Feb. 3, 1990	1.000
1.	Bill Wilson vs. Georgia (10-10)	Jan. 4, 1964	1.000
4.	Brandon Bass vs. Louisiana-Lafayette (11-12)	Nov. 21, 2004	.917
5.	Nikita Wilson vs. Montana State (11-12)	Nov. 22, 1985	.916
5.	Durand Macklin vs. Ole Miss (11-12)	Jan. 28, 1977	.916
5.	Ray Lewis vs. Alabama (11-12)	Feb. 20, 1962	.916

3-POINT FIELD GOALS MADE

1.	Chris Jackson vs. Tennessee	Feb. 10, 1990	10
2.	Chris Jackson at Ole Miss	March 4, 1989	9
3.	Marcus Thornton at Auburn	Jan. 30, 2008	8
3.	Maurice Carter vs. Arkansas	Jan. 2, 1999	8
3.	Ronnie Henderson vs. Kentucky	Feb. 15, 1994	8
6.	Maurice Carter vs. Texas	Dec. 19, 1998	7
6.	Ronnie Henderson vs. Maryland-Baltimore County	Dec. 30, 1994	7
6.	Mike Hansen vs. Tennessee	Jan. 22, 1991	7
6.	Chris Jackson vs. Vanderbilt	Feb. 18, 1990	7
6.	Chris Jackson vs. Kentucky	Feb. 15, 1990	7
6.	Chris Jackson vs. Mississippi State	Jan. 4, 1990	7

3-POINT FIELD GOAL ATTEMPTS


1.	Chris Jackson vs. Tennessee	Feb. 10, 1990	20
1.	Chris Jackson at Ole Miss	March 4, 1989	20
3.	Chris Jackson vs. Kentucky	Feb. 15, 1990	17
4.	Marcus Thornton vs. Auburn	Jan. 16, 2008	16
5.	Marcus Thornton at Auburn	Jan. 30, 2008	15
5.	Maurice Carter vs. Arkansas	Jan. 2, 1999	15
5.	Ronnie Henderson vs. Alabama	Feb. 11, 1995	15
8.	Anthony Hickey at Missouri	March 2, 2013	14
8.	Gene Nabors vs. Auburn	Jan. 21, 1996	14
8.	Ronnie Henderson vs. UCLA	Dec. 18, 1993	14

3-POINT FIELD GOAL PERCENTAGE (MINIMUM 5 ATTEMPTS)

1.	Collis Temple III vs. Nicholls State (5-5)	Dec. 22, 2000	1.000
1.	Torris Bright vs. Arizona (5-5)	Dec. 20, 2000	1.000
1.	Darrel Mitchell vs. Auburn (5-5)	Feb. 26, 2003	1.000
1.	Antonio Hudson vs. Louisiana-Lafayette (6-6)	Nov. 21, 2004	1.000
5.	Collis Temple III vs. Vanderbilt (6-7)	March 10, 2000	.857
6.	Bo Spencer vs. Arkansas (5-6)	Jan. 31, 2009	.833
6.	Torris Bright vs. Centenary (5-6)	Dec. 21, 1999	.833
6.	Ronnie Henderson vs. Texas (5-6)	Nov. 26, 1994	.833
6.	Anthony Wilson vs. Georgia (5-6)	March 7, 1987	.833
6.	Terry Martin vs. Louisiana Tech (5-6)	Dec. 23, 2006	.833
6.	Tasmin Mitchell vs. Louisiana-Monroe (5-6)	Nov. 19, 2006	.833
12.	17 times by 13 players		.800

FREE THROWS MADE

1.	Pete Maravich vs. Oregon State	Dec. 22, 1969	30
1.	Pete Maravich vs. Florida	Feb. 12, 1969	22
3.	Kenny Higgs vs. Mississippi State	Jan. 2, 1978	18
4.	Shaquille O'Neal vs. Arkansas State	Dec. 18, 1990	17
5.	Chris Jackson vs. Florida	Dec. 10, 1988	16
5.	Eddie Palubinskas vs. Mississippi State	March 1, 1973	16
5.	Bob Pettit vs. Louisiana College	Dec. 1, 1954	16



Rudy Macklin

FREE THROW ATTEMPTS

1.	Pete Maravich vs. Oregon State	Dec. 22, 1969	31
2.	Pete Maravich vs. Florida	Feb. 12, 1969	27
3.	Shaquille O'Neal vs. Arkansas State	Dec. 18, 1990	21
4.	Kenny Higgs vs. Mississippi State	Jan. 2, 1978	20
5.	Tasmin Mitchell, at Mississippi State	Feb. 11, 2009	18
5.	Jerry Reynolds vs. Tennessee	Feb. 6, 1984	18
5.	Glen Davis, vs. Louisiana Tech	Dec. 23, 2006	18

FREE THROW PERCENTAGE (MINIMUM 15 ATTEMPTS)

1.	Eddie Palubinskas vs. Mississippi State (16-16)	March 1, 1973	1.000
2.	Pete Maravich vs. Oregon State (30-31)	Dec. 22, 1969	.968
3.	Chris Jackson vs. Florida (16-17)	Dec. 10, 1988	.941
4.	Anthony Wilson vs. Georgia (14-15)	March 7, 1987	.933
5.	Chris Jackson vs. Tennessee (13-15)	Feb. 10, 1989	.866
5.	Ricky Blanton vs. Ole Miss (13-15)	Feb. 10, 1988	.866

REBOUNDS

1.	Durand Macklin vs. Tulane	Nov. 26, 1976	32
2.	Al Sanders vs. Mississippi State	Feb. 7, 1972	26
2.	Al Sanders vs. Mississippi State	Feb. 1, 1971	26
4.	Danny Hester vs. Ole Miss	Jan. 31, 1970	25
4.	Al Sanders vs. Florida	Dec. 18, 1970	25
4.	Bob Pettit vs. Holy Cross	Dec. 29, 1953	25

ASSISTS

1.	Kenny Higgs vs. Georgia	Jan. 17, 1977	19
2.	Randy Livingston vs. George Mason	Dec. 3, 1994	18
2.	Kenny Higgs vs. Tennessee	Jan. 15, 1977	18
4.	Kenny Higgs vs. Mississippi State	Feb. 16, 1976	17
5.	Ethan Martin vs. Tulane	Dec. 6, 1980	16
5.	Kenny Higgs vs. Vanderbilt	Feb. 28, 1976	16

BLOCKED SHOTS

1.	Shaquille O'Neal vs. Loyola Marymount	Feb. 3, 1990	12
2.	Stromile Swift vs. Alabama	Feb. 10, 1999	11
2.	Shaquille O'Neal vs. BYU	March 19, 1992	11
2.	Shaquille O'Neal vs. Auburn	Feb. 22, 1992	11
2.	Shaquille O'Neal vs. South Carolina	Feb. 18, 1992	11
6.	Shaquille O'Neal vs. Florida	Jan. 26, 1991	10
6.	Shaquille O'Neal vs. Texas	Jan. 3, 1990	10

STEALS

1.	Shawn Griggs, vs. Tennessee	Feb. 23, 1991	10
2.	Anthony Hickey vs. Texas A&M	Jan. 23, 2013	8
2.	Clarence Ceasar, vs. Auburn	Jan. 8, 1994	8
2.	Shawn Griggs, vs. Loyola Marymount	Dec. 20, 1990	8
2.	Shawn Griggs, vs. Arizona	Dec. 8, 1990	8
2.	Derrick Taylor, vs. Hawaii-Loa	Dec. 2, 1985	8

POINTS

1. Johnny Neumann, Ole Miss	Jan. 30, 1971	63
2. Gerald Glass, Ole Miss	March 4, 1989	53
3. Dan Issel, Kentucky	Feb. 21, 1970	51
4. Bob Burrow, Kentucky	Jan. 14, 1956	50
5. Ron Widby, Tennessee	1967	50

FIELD GOALS MADE

1. Johnny Neumann, Ole Miss	Jan. 30, 1971	26
2. Gerald Glass, Ole Miss	March 4, 1989	20
3. Hank Gathers, Loyola Marymount	Feb. 3, 1990	20

FIELD GOALS ATTEMPTS

1. Johnny Neumann, Ole Miss	Jan. 30, 1971	40
2. Gerald Glass, Ole Miss	March 3, 1990	37
3. Gerald Glass, Ole Miss	March 4, 1989	36

FREE THROWS MADE

1. Neal Walk, Florida	Feb. 10, 1968	18
2. Carlos Clark, Ole Miss	Jan. 15, 1983	17
3. Anthony Rosser, U.S. International	Jan. 16, 1984	16

FREE THROW ATTEMPTS

1. Neal Walk, Florida	Feb. 10, 1968	21
1. Carlos Clark, Ole Miss	Feb. 15, 1983	21
3. Anthony Rosser, U.S. International	Jan. 16, 1984	20

FREE THROW PERCENTAGE (MIN. 15 ATTEMPTS)

1. Reggie Johnson, Tennessee	Feb. 5, 1978	.933 (14-15)
2. Earvin Johnson, Michigan State	March 16, 1979	.933 (14-15)
3. Ernie Grunfeld, Tennessee	Jan. 15, 1977	.882 (15-17)

THREE-POINT FIELD GOALS MADE

1. Anderson Hunt, UNLV	Jan. 28, 1990	9
1. Scott Draud, Vanderbilt	Feb. 18, 1990	9
1. Lee Mayberry, Arkansas	March 4, 1992	9
4. Edward Garriet, McNeese State	Nov. 24, 2003	8
4. David Jones, Lamar	Dec. 4, 1989	8
4. Keenan Carpenter, Auburn	Feb. 8, 1989	8
4. Greg Stolt, Florida	March 4, 1999	8

THREE-POINT FIELD GOAL ATTEMPTS

1. Chris Walker, Villanova	March 15, 1990	20
2. Damon Wordlaw, McNeese State	Nov. 29, 1994	18
3. Scott Draud, Vanderbilt	Feb. 2, 1991	17
3. Danny Basile, Marist	Dec. 25, 1995	17

THREE-POINT FIELD GOAL PERCENTAGE (MIN. 5 ATTEMPTS)

1. Jordan McRae, Tennessee	Feb. 19, 2013	1.000 (6-6)
1. Dawid Przbyszeski, Vanderbilt	Feb. 21, 2004	1.000 (5-5)
1. Ezra Williams, Georgia	Jan. 5, 2003	1.000 (7-7)
1. Troy Gaines, Auburn	Feb. 26, 2003	1.000 (5-5)
1. Andrew Moten, Florida	Jan. 21, 1987	1.000 (5-5)
6. Je'Kei Foster, Ohio State	Jan. 15, 2005	.857 (6-7)
6. Wesley Person, Auburn	Feb. 13, 1993	.857 (6-7)

REBOUNDS

1. Bailey Howell, Miss. State	1957	34
2. Bob Lienhard, Georgia	1969	29
2. Dan Issel, Kentucky	Feb. 22, 1969	29

ASSISTS

1. Eddie Johnson, Auburn	Jan. 3, 1976	15
2. Kareem Reid, Arkansas	March 2, 1996	14
2. Terrell Lowery, Loyola-Marymount	Dec. 20, 1990	14
2. Bobby Hurley, Duke	Feb. 10, 1991	14

BLOCKED SHOTS

1. Roy Rogers, Alabama	Feb. 17, 1996	10
2. Andre Riddick, Kentucky	March 14, 1993	9
3. Charles Barkley, Auburn	1984	8

STEALS

1. Mike Varos, Cal State Los Angeles	Dec. 8, 1989	9
2. Pointer Williams, McNeese State	Dec. 1, 1995	8
3. Chris Daniels, Georgia	March 8, 2002	7
3. T. J. Cleveland, Arkansas	March 11, 2000	7
3. Eddie Shannon, Florida	Jan. 20, 1999	7
3. John Pelphrey, Kentucky	Feb. 15, 1990	7
3. Mike Ferrara, Colgate	Nov. 28, 1990	7



MOST POINTS SCORED

1. 159 – Northern Arizona (159-86)	Dec. 28, 1991
2. 148 – vs. Loyola Marymount (148-141)	Feb. 3, 1990
3. 128 – vs. Louisiana College (128-74)	Dec. 7, 1953
3. 128 – vs. Tennessee Martin (128-89)	Dec. 20, 1988
5. 127 – vs. Tulane (127-114)	Feb. 9, 1970

HIGHEST VICTORY MARGIN

1. 94 – LSU 124, Southwestern (TN) 33	Dec. 8, 1952
2. 75 – LSU 112, Grambling State 37	Nov. 20, 1999
3. 73 – LSU 159, Northern Arizona 86	Dec. 28, 1991
4. 62 – LSU 123, Nicholls State 61	Dec. 30, 1991
5. 60 – LSU 80, Sewanee 20	Jan. 5, 1934
6. 56 – LSU 69, Louisiana-Lafayette 13	Dec. 1915
6. 56 – LSU 66, Millsaps 10	Feb. 6, 1918

OPPONENT MOST POINTS SCORED

1. 130 – by Florida State (FSU 130-100)	Dec. 16, 1967
2. 141 – by Loyola Marymount (LSU 148-141)	Feb. 3, 1990
3. 129 – by Kentucky (UK 129-97)	Jan. 16, 1996
4. 127 – by Kentucky (UK 127-80)	March 4, 1995
5. 121 – by Kentucky (UK 121-95)	Jan. 27, 1968
5. 121 – by Kentucky (UK 121-105)	Feb. 21, 1970

OPPONENTS MARGIN OF VICTORY

1. 49 – UCLA 133, LSU 84	Dec. 23, 1969
2. 47 – Kentucky 127, LSU 80	March 4, 1995
3. 46 – Vanderbilt 106, LSU 60	March 8, 1965
4. 44 – Oklahoma State 111, LSU 67	Dec. 20, 1994
5. 41 – Auburn 101, LSU 60	Feb. 13, 1965
6. 40 – Florida 102, LSU 62	Jan. 4, 1965
6. 40 – St. John's 102, LSU 62	Dec. 29, 1965

MOST FIELD GOALS MADE

1. 61 – vs. Northern Arizona	Dec. 28, 1991
1. 61 – vs. Loyola Marymount	Feb. 3, 1990
3. 48 – vs. Loyola Marymount	Dec. 20, 1990
4. 47 – vs. McNeese State	Jan. 20, 1992
4. 47 – vs. Southeastern Louisiana	Nov. 26, 1990
4. 47 – vs. Nicholls State	Dec. 29, 1990

MOST THREE-POINT FIELD GOALS MADE

1. 17 – vs. Tennessee	March 1, 2003
2. 16 – vs. Auburn	Feb. 26, 2003
3. 13 – vs. Grambling State	Dec. 13, 2008
3. 13 – vs. Chaminade	Nov. 20, 2007
3. 13 – vs. Texas A&M	Nov. 30, 2002
3. 13 – vs. Northwestern State	Dec. 2, 2001
3. 13 – vs. Maryland Baltimore County	Dec. 30, 1994
3. 13 – vs. Ole Miss	March 10, 1989
9. 12 – at Missouri	March 2, 2013
9. 12 – vs. Mississippi State	Feb. 16, 2013
9. 12 – at Rice	Dec. 29, 2010
9. 12 – at South Alabama	Nov. 28, 2010
9. 12 – vs. Arizona State	Nov. 21, 2007
9. 12 – vs. Tennessee	March 2, 2001
9. 12 – vs. Nicholls State	March 22, 2000
9. 12 – vs. Tennessee	Feb. 10, 1990

MOST FREE THROWS MADE

1. 41 – vs. Tulane	Dec. 22, 1979
2. 38 – vs. Florida	Jan. 16, 1993
2. 37 – vs. Vanderbilt	Feb. 6, 1988
4. 36 – vs. Tennessee	Feb. 23, 1991
5. 33 – vs. Ole Miss	Jan. 14, 1984
5. 33 – vs. Loyola (Chicago)	Dec. 6, 1982
7. 32 – vs. Northwestern State	Nov. 12, 2010
7. 32 – vs. Texas A&M	Dec. 8, 1982
7. 32 – vs. Arkansas	Jan. 11, 1992
10. 31 – vs. Tennessee	Jan. 29, 1992
10. 31 – vs. Florida	Jan. 26, 1991

MOST REBOUNDS

1. 80 – vs. Montana State	Dec. 27, 1976
2. 65 – vs. Loyola Marymount	Feb. 3, 1990
3. 63 – vs. Nicholls State	Dec. 30, 1991
4. 62 – vs. Hawaii Pacific	Nov. 27, 1982
5. 61 – vs. Northern Arizona	Dec. 28, 1991
6. 60 – vs. McNeese State	Dec. 20, 1992
6. 60 – vs. Troy	Dec. 6, 1994
6. 60 – vs. Troy	Dec. 22, 1999

ASSISTS

1. 38 – vs. George Mason	Dec. 3, 1994
2. 33 – vs. Loyola Marymount	Feb. 3, 1990
2. 33 – vs. Georgia State	Dec. 28, 1994
4. 30 – vs. Southern	Nov. 29, 1995
4. 30 – vs. Texas A&M Corpus Christi	Dec. 14, 2002
6. 29 – vs. Northern Arizona	Dec. 28, 1991
6. 29 – vs. Troy	Dec. 6, 1994
6. 29 – vs. Grambling State	Nov. 28, 1999

STEALS

1. 23 – vs. Tennessee	Feb. 23, 1991
2. 20 – vs. Southeastern Louisiana	Nov. 26, 1990
2. 20 – vs. Nicholls State	Dec. 29, 1990
4. 19 – vs. Texas A&M	Jan. 23, 2013
5. 18 – vs. Marist	Nov. 25, 1988
5. 18 – vs. Central Connecticut State	Jan. 19, 1993
7. 17 – vs. Auburn	Jan. 9, 1993
7. 17 – vs. Cornell	Dec. 30, 1995
7. 17 – vs. Loyola Marymount	Dec. 20, 1990

BLOCKS

1. 16 – vs. Texas	Jan. 2, 1990
1. 16 – vs. Alcorn State	Nov. 20, 2008
3. 14 – vs. Alabama	March 5, 2008
3. 14 – vs. Georgia	Jan. 25, 2006
3. 14 – vs. Loyola Marymount	Feb. 3, 1990
6. 13 – vs. Houston Baptist	Dec. 28, 2012
6. 13 – vs. Tennessee	Jan. 14, 2006
6. 13 – vs. Louisiana-Lafayette	Nov. 21, 2004
6. 13 – vs. Texas A&M Corpus Christi	Dec. 14, 2002
6. 13 – vs. Auburn	March 1, 1980
6. 13 – vs. Georgia	Jan. 7, 1991



WINS

1.	31	1980-81
2.	28	1999-00
3.	27	2008-09
3.	27	2005-06
5.	26	1985-86
5.	26	1979-80
7.	24	1986-87
8.	23	1989-90
8.	23	1978-79
10.	22	1992-93
10.	22	1969-70
10.	22	1952-53

WINNING PCT. (MIN. 10 WINS)

1.	.938 (15-1)	1921-22
2.	.933 (14-1)	1934-35
3.	.923 (12-1)	1917-18
4.	.909 (10-1)	1916-17
4.	.909 (10-1)	1914-15
6.	.905 (19-2)	1919-20
7.	.880 (22-3)	1952-53
8.	.861 (31-5)	1980-81
9.	.857 (18-3)	1945-46
10.	.826 (19-4)	1920-21

GAMES PLAYED

1.	39	1986-87
2.	38	1985-86
3.	36	2005-06
3.	36	1980-81
5.	35	2008-09
6.	34	2001-02
6.	34	1999-00
8.	33	2011-12
8.	33	1992-93
10.	32	2010-11
10.	32	2002-03
10.	32	1989-90
10.	32	1988-89
10.	32	1982-83
10.	32	1979-80
10.	32	1969-70

FIELD GOALS ATT.

1.	2403	1969-70
2.	2327	1985-86
3.	2303	1988-89
4.	2261	1986-87
5.	2194	1989-90
6.	2155	1992-93
7.	2144	1980-81
8.	2093	2008-09
9.	2092	2005-06
10.	2040	1990-91

FIELD GOALS MADE

1.	1170	1985-86
2.	1159	1969-70
3.	1116	1989-90
4.	1115	1988-89
5.	1098	1980-81
6.	1047	1986-87
7.	1019	1979-80
8.	1010	1990-91
9.	1000	1991-92
10.	972	2005-06

3-POINT FG ATTEMPTED

1.	658	2012-13
2.	624	2007-08
3.	614	1995-96
4.	572	2008-09
5.	571	2002-03
5.	571	2004-05
7.	564	1993-94
8.	561	2010-11
8.	561	2001-02

3-POINT FG MADE

1.	234	2012-13
2.	215	2002-03
3.	213	2008-09
4.	205	2004-05
5.	204	2001-02
6.	201	2007-08
7.	196	1999-00

8.	194	2000-01
8.	194	1995-96

3-POINT FG PCT.

1.	.401	1986-87
2.	.388	1988-89
3.	.377	2002-03
4.	.372	2008-09
5.	.368	1992-93
6.	.367	1991-92

FIELD GOAL PCT.

1.	.521	1978-79
2.	.520	1970-71
3.	.512	1980-81
4.	.509	1989-90
4.	.509	1979-80
6.	.503	1985-86
7.	.501	1984-85
8.	.495	1990-91
9.	.490	1991-92
10.	.488	1973-74

FREE THROWS MADE

1.	667	1969-70
2.	653	1980-81
3.	573	1990-91
4.	557	1988-89
5.	552	1999-00
6.	542	2005-06
7.	537	1985-86
8.	536	1989-90
9.	530	2008-09
10.	526	1991-92

FREE THROWS ATT.

1.	944	1980-81
2.	917	1969-70
3.	858	1999-00
4.	840	1990-91
5.	820	1991-92
6.	804	1988-89
7.	786	2005-06
8.	782	1986-87
9.	774	1983-84
10.	759	1955-56

FREE THROW PCT.

1.	.770	1988-89
2.	.750	1985-86
3.	.741	2007-08
4.	.737	1963-64
5.	.730	2004-05
6.	.727	1969-70
7.	.720	1972-73
8.	.716	2008-09
9.	.714	1984-85
9.	.714	1967-68

REBOUNDS

1.	1691	1969-70
2.	1457	1989-90
3.	1447	2005-06
4.	1401	1986-87
5.	1373	1999-00
6.	1365	2008-09
7.	1316	1990-91
8.	1308	1991-92
9.	1298	1985-86
9.	1298	1964-65

REBOUND AVERAGE

1.	52.8	1969-70
2.	49.9	1964-65
3.	47.1	1962-63
4.	47.0	1963-64
4.	47.0	1961-62
6.	46.5	1954-55
7.	46.2	1977-78
8.	46.0	1970-71
8.	46.0	1968-69
10.	45.5	1989-90
10.	45.5	1976-77

PERSONAL FOULS

1.	747	1986-87
2.	727	1980-81
3.	697	1978-79
4.	675	1977-78
5.	669	1979-80
6.	663	1982-83
7.	661	1989-90
8.	660	1969-70
9.	657	1985-86
10.	639	1973-74

FOULED OUT

1.	37	1973-74
1.	37	1952-53
3.	33	1978-79
3.	33	1977-78
5.	32	1976-77
6.	30	1957-58
7.	29	1974-75
8.	28	1989-90
8.	28	1969-70
10.	27	1988-89
10.	27	1972-73
10.	27	1971-72

ASSISTS

1.	616	1974-75
2.	577	1985-86
3.	566	1990-91
4.	547	2005-06
5.	538	1975-76
6.	529	2008-09
7.	527	1986-87
7.	527	1980-81
9.	526	1989-90
10.	525	1988-89

BLOCKED SHOTS

1.	236	2005-06
2.	225	1989-90
3.	212	2008-09
4.	206	1991-92
5.	198	1990-91
6.	196	2007-08
7.	180	1999-00
8.	155	2006-07
8.	132	2002-03
10.	128	2011-12

STEALS

1.	352	1986-87
2.	316	1990-91
2.	316	1992-93
4.	313	1999-00
5.	311	1991-92
6.	306	1985-86
7.	298	2005-06
8.	297	1980-81
9.	282	2012-13
10.	280	2001-02

POINTS

1.	2985	1969-70
2.	2966	1988-89
3.	2921	1989-90
4.	2877	1985-86
5.	2851	1980-81
6.	2785	1986-87
7.	2713	1991-92
7.	2713	1990-91
9.	2633	2005-06
10.	2617	2008-09

SCORING AVERAGE

1.	93.3	1969-70
2.	92.7	1988-89
3.	91.3	1989-90
4.	90.4	1990-91
5.	89.1	1968-69
6.	88.7	1967-68
7.	87.5	1991-92
8.	85.6	1970-71
9.	84.1	1977-78
10.	83.5	1974-75



Malik Morgan

POINTS

1. 2861	1988-89
2. 2860	1969-70
3. 2679	1985-86
4. 2658	1986-87
5. 2620	1989-90
6. 2449	1980-81
7. 2433	1992-93
8. 2423	1990-91
9. 2354	1991-92
10. 2316	2008-09

FIELD GOALS MADE

1. 1117	1969-70
2. 1113	1985-86
3. 1096	1988-89
4. 973	1986-87
5. 971	1980-81
6. 919	1992-93
7. 903	1990-91
8. 901	1989-90

FIELD GOALS ATTEMPTED

1. 2497	1969-70
2. 2263	1988-89
3. 2257	1985-86
4. 2240	1986-87
5. 2222	1989-90
6. 2137	2005-06
7. 2129	1990-91

FIELD GOAL PERCENTAGE

1. .511	1981-82
2. .493	1985-86
3. .492	1966-67
4. .489	1993-94
5. .484	1974-75
5. .484	1988-89
7. .472	1984-85
8. .471	1983-84
8. .471	1980-81
10. .464	1992-93
10. .464	1982-83

FREE THROWS MADE

1. 626	1969-70
2. 603	1956-57
3. 569	1986-87
4. 565	1955-56
5. 561	1989-90
6. 533	1983-84
7. 529	1994-95

FREE THROW ATTEMPTS

1. 928	1969-70
2. 881	1955-56
3. 863	1956-57
4. 800	1989-90
5. 789	1954-55
6. 784	1994-95
7. 758	1995-96
8. 747	1983-84

FREE THROW PERCENTAGE

1. .744	1962-63
2. .737	1984-85
3. .733	1986-87
4. .729	1974-75
5. .725	1970-71
6. .719	1980-81
7. .714	1983-84

3-POINT FG MADE

1. 257	1989-90
2. 233	2005-06
3. 233	1999-00
4. 226	2001-02
5. 226	1994-95
6. 225	2004-05
7. 221	1996-97
7. 221	1995-96

3-POINT FG ATTEMPTS

1. 745	1999-00
2. 734	1989-90
3. 684	2001-02
4. 677	2005-06
5. 646	1995-96
6. 629	1994-95

3-POINT FG PERCENTAGE

1. .390	1986-87
2. .379	2004-05
3. .369	2000-01
4. .365	1996-97
5. .361	1988-89
6. .354	2002-03
6. .354	1990-91
8. .350	2003-04
8. .350	1989-90

REBOUNDS

1. 1485	1969-70
2. 1417	1986-87
3. 1346	1967-68
4. 1344	1988-89
5. 1332	1965-66

REBOUND AVERAGE

1. 52.5	1955-56
2. 52.2	1957-58
2. 52.2	1956-57
4. 51.7	1967-68
5. 51.2	1965-66

PERSONAL FOULS

1. 848	1980-81
2. 780	1986-87
3. 764	1979-80
4. 743	1999-00
5. 710	1985-86

ASSISTS

1. 560	1985-86
2. 545	1988-89
3. 530	1992-93
4. 499	1974-75
5. 491	1993-94

BLOCKED SHOTS

1. 158	1992-93
2. 150	2005-06
3. 133	2010-11
4. 132	2011-12
5. 129	2012-13
6. 119	1997-98
6. 119	1993-94
6. 119	1985-86
9. 118	1986-87
10. 114	1988-89

STEALS

1. 301	1996-97
2. 290	1998-99
3. 274	1989-90
4. 269	1994-95
5. 265	1999-00

SCORING AVERAGE

1. 89.7	1974-75
2. 89.4	1988-89
2. 89.4	1969-70
4. 87.5	1968-69
5. 86.1	1967-68
6. 81.9	1989-90
7. 81.2	1994-95
8. 81.3	1993-94

FOULED OUT

1. 42	1980-81
2. 38	1977-78
3. 37	1983-84
4. 35	1982-83
4. 35	1969-70



Kenny Higgs



Chris Jackson

GAMES

Fr.	Tasmin Mitchell (36), 2005-06
	Garrett Temple (36), 2005-06
	Ben Voogd (36), 2005-06
	Johnny Jones (36), 1980-81
	Leonard Mitchell (36), 1980-81
So.	Fess Irvin (37), 1986-87
Jr.	Bernard Woodside (39), 1986-87
Sr.	Oliver Brown (38), 1986-87
	Anthony Wilson (38), 1986-87

FIELD GOAL ATTEMPTS

Fr.	Chris Jackson (739), 1988-89
So.	Pete Maravich (1022), 1967-68
Jr.	Pete Maravich (976), 1968-69
Sr.	Pete Maravich (1168), 1969-70

FIELD GOALS MADE

Fr.	Chris Jackson (359), 1988-89
So.	Pete Maravich (432), 1967-68
Jr.	Pete Maravich (433), 1968-69
Sr.	Pete Maravich (522), 1969-70

FIELD GOAL PERCENTAGE

Fr.	Vernel Singleton (.571), 1988-89
So.	Rudy Macklin (.622), 1977-78
Jr.	Ralph Jukkola (.638), 1967-68
Sr.	Dave Ramsden (.675), 1968-69

3-POINT FIELD GOALS MADE

Fr.	Chris Jackson (84), 1988-89
So.	Chris Jackson (88), 1989-90
Jr.	Marcus Thornton (90), 2007-08
Sr.	Anthony Wilson (95), 1986-87

3-POINT FIELD GOAL PERCENTAGE

Fr.	Fess Irvin (.463), 1986-87
So.	Jamie Brandon (.509), 1992-93
Jr.	Landers Nolley (.421), 1994-95
Sr.	Justin Anderson (.489), 1991-92

FREE THROW ATTEMPTS

Fr.	Chris Jackson (200), 1988-89
So.	Pete Maravich (338), 1967-68
Jr.	Pete Maravich (378), 1968-69
Sr.	Pete Maravich (436), 1969-70

FREE THROWS MADE

Fr.	Chris Jackson (163), 1988-89
So.	Pete Maravich (274), 1967-68
Jr.	Pete Maravich (282), 1968-69
Sr.	Pete Maravich (337), 1969-70

FREE THROW PERCENTAGE

Fr.	Jordy Hultberg (.867), 1976-77
So.	Chris Jackson (.909), 1989-90
Jr.	Kenny Drost (.902), 1965-66
Sr.	Derrick Taylor (.880), 1985-86

REBOUNDS

Fr.	Rudy Macklin (306), 1976-77
So.	Al Sanders (474), 1969-70
Jr.	Shaquille O'Neal (421), 1991-92
Sr.	Bob Petit (432), 1953-54

REBOUND AVERAGE

Fr.	Rudy Macklin (11.8), 1976-77
So.	Al Sanders (14.8), 1969-70
Jr.	Al Sanders (14.8), 1970-71
Sr.	Bob Pettit (17.3), 1953-54

ASSISTS

Fr.	Randy Livingston (151), 1994-95
So.	Kenny Higgs (173), 1975-76
Jr.	Kenny Higgs (239), 1976-77
Sr.	Pete Maravich (192), 1969-70

STEALS

Fr.	Clarence Ceasar (90), 1991-92
So.	Jerry Reynolds (81), 1983-84
Jr.	Darryl Joe (93), 1986-87
Sr.	Derrick Taylor (86), 1985-86

POINTS

Fr.	Chris Jackson (965), 1988-89
So.	Pete Maravich (1138), 1967-68
Jr.	Pete Maravich (1148), 1968-69
Sr.	Pete Maravich (1381), 1969-70

SCORING AVERAGE

Fr.	Chris Jackson (30.2), 1988-89
So.	Pete Maravich (43.8), 1967-68
Jr.	Pete Maravich (44.2), 1968-69
Sr.	Pete Maravich (44.5), 1969-70

BLOCKED SHOTS

Fr.	Shaquille O'Neal (115), 1989-90
So.	Shaquille O'Neal (140), 1990-91
Jr.	Shaquille O'Neal (157), 1991-92
Sr.	Chris Johnson (95), 2008-09

SCORING LEADERS

YEAR	PLAYER	GMS.	PTS.	AVG.
1945	Clyde Lindsey	24	377	15.7
1946	Joe Bill Adcock	21	391	18.6
1947	Frank Brian	21	340	16.2
1948	Bob Meador	25	244	9.8
1949	Bob Meador	25	306	12.2
1950	Joe Dean	25	271	10.8
1951	Joe Dean	24	362	15.1
1952	Bob Pettit	24	612	25.5
1953	Bob Pettit	21	519	24.7
1954	Bob Pettit	25	785	31.4
1955	Roger Sigler	24	360	15.0
1956	Roger Sigler	20	501	25.1
1957	Roger Sigler	25	459	18.4
1958	Dom Merle	25	308	12.3
1959	Jim Crisco	25	305	12.2
1960	Dick Davies	20	248	12.4
1961	George Nattin	25	413	16.5
1962	George Nattin	24	306	12.8
1963	Dick Maile	24	337	14.0
1964	Dick Maile	25	518	20.7
1965	Dick Maile	25	429	17.1
1966	Harry Heroman	26	458	17.6
1967	Kenny Drost	26	430	16.5
1968	Pete Maravich	26	1138	43.8
1969	Pete Maravich	26	1148	44.2
1970	Pete Maravich	31	1381	44.5
1971	Al Sanders	25	523	20.9
1972	Bill Newton	26	492	18.9
1973	Eddie Palubinskas	24	447	18.6
1974	Glenn Hansen	25	485	19.4
1975	Glenn Hansen	25	542	21.7
1976	Kenny Higgs	26	577	22.2
1977	Kenny Higgs	27	479	17.7
1978	Durand Macklin	27	513	19.0
1979	Al Green	29	512	17.7
1980	Durand Macklin	32	563	17.6
1981	Howard Carter	36	576	16.0
1982	Howard Carter	28	467	16.7
1983	Howard Carter	32	564	17.6
1984	Jerry Reynolds	29	411	14.2
1985	Nikita Wilson	29	436	15.0
1986	John Williams	37	658	17.8
1987	Anthony Wilson	38	632	16.6
1988	Ricky Blanton	30	511	17.0
1989	Chris Jackson	32	965	30.2
1990	Chris Jackson	32	889	27.8
1991	Shaquille O'Neal	28	774	27.6
1992	Shaquille O'Neal	30	722	24.1
1993	Geert Hammink	32	488	15.2
1994	Jamie Brandon	27	445	16.5
1995	Ronnie Henderson	27	630	23.3
1996	Ronnie Henderson	23	502	21.8
1997	Duane Spencer	30	452	15.1
1998	Maurice Carter	27	388	14.4
1999	Maurice Carter	27	466	17.3
2000	Stromile Swift	34	550	16.2
2001	Ronald Dupree	29	503	17.3
2002	Ronald Dupree	34	552	16.2
2003	Ronald Dupree	32	504	15.8
2004	Jaime Lloreda	22	372	16.9
2005	Brandon Bass	30	520	17.3
2006	Glen Davis	36	669	18.6
2007	Glen Davis	29	512	17.7
2008	Marcus Thornton	31	608	19.6
2009	Marcus Thornton	35	739	21.1
2010	Tasmin Mitchell	31	521	16.8
2011	Ralston Turner	27	332	12.3
2012	Justin Hamilton	33	426	12.9
2013	Johnny O'Bryant III	29	393	13.6

3-PT FG LEADERS

YEAR	PLAYER	NO.
1987	Anthony Wilson	95
1988	Darryl Joe	38
1989	Chris Jackson	84
1990	Chris Jackson	88
1991	Mike Hansen	58
1992	Clarence Ceasar	63
1993	Maurice Williamson	24
1994	Ronnie Henderson	72

1995	Ronnie Henderson	68
1996	Ronnie Henderson	49
1997	Terrance Simmons	21
1998	Maurice Carter	44
1999	Maurice Carter	71
2000	Torris Bright	55
2001	Collis Temple III	53
2002	Torris Bright	76
2003	Torris Bright	62
2004	Darrel Mitchell	67
2005	Darrel Mitchell	67
2006	Darrel Mitchell	82
2007	Terry Martin	52
2008	Marcus Thornton	90
2009	Marcus Thornton	78
2010	Bo Spencer	61
2011	Andre Stringer	57
2012	Ralston Turner	51
2013	Andre Stringer	67

REBOUND LEADERS

YEAR	PLAYER	GMS.	REB.	AVG.
1952	Bob Pettit	24	328	13.7
1953	Bob Pettit	25	298	11.9
1954	Bob Pettit	25	432	17.3
1955	Ned Clark	24	380	15.8
1956	Roger Sigler	20	276	13.8
1957	Troy Rushing	25	258	10.3
1958	Jim Crisco	25	225	9.0
1959	Jim Crisco	25	192	7.6
1960	Tom Conklin	23	143	6.2
1961	Tom Conklin	25	227	9.0
1962	Maury Drummond	24	301	12.5
1963	Dick Maile	24	263	10.9
1964	Dick Maile	25	263	10.5
1965	Dick Maile	25	246	9.8
	Bill Wilson	26	246	9.4
1966	Harry Heroman	26	202	7.7
1967	Ralph Jukkola	26	187	7.2
1968	Ralph Jukkola	26	226	8.6
1969	Dave Ramsden	26	281	10.8
1970	Al Sanders	32	474	14.8
1971	Al Sanders	25	369	14.7
1972	Al Sanders	26	325	12.5
1973	Collis Temple	24	160	6.9
1974	Collis Temple	26	273	10.5
1975	Glenn Hansen	26	250	10.0
1976	Ed LeBlanc	26	271	10.4
1977	Durand Macklin	26	306	11.8
1978	Durand Macklin	27	286	10.6
1979	Lionel Green	29	321	11.1
1980	Durand Macklin	32	309	9.7
1981	Durand Macklin	36	351	9.8
1982	Leonard Mitchell	27	206	7.6
1983	Leonard Mitchell	31	282	9.1
1984	Jerry Reynolds	29	239	8.2
1985	Nikita Wilson	29	201	6.9
1986	John Williams	37	313	8.5
1987	Oliver Brown	38	278	7.3
1988	Ricky Blanton	30	265	8.8
1989	Ricky Blanton	32	261	8.2
1990	Shaquille O'Neal	32	285	12.0
1991	Shaquille O'Neal	28	411	14.7
1992	Shaquille O'Neal	30	421	14.0
1993	Geert Hammink	32	325	10.2
1994	Clarence Ceasar	27	169	6.3
1995	Clarence Ceasar	22	153	7.0
1996	Roman Rubchenko	29	201	6.9
1997	Duane Spencer	30	230	7.7
1998	Cedric Carter	27	164	6.1
1999	Jabari Smith	27	262	9.7
2000	Stromile Swift	34	279	8.2
2001	Ronald Dupree	29	256	8.8
2002	Ronald Dupree	34	290	8.5
2003	Jaime Lloreda	30	269	9.0
2004	Jaime Lloreda	22	256	11.6
2005	Brandon Bass	30	272	9.1
2006	Glen Davis	36	350	9.7
2007	Glen Davis	29	303	10.4
2008	Anthony Randolph	31	263	8.5
2009	Chris Johnson	35	253	7.23
2010	Tasmin Mitchell	31	292	9.4

2011	Storm Warren	29	165	5.7
2012	Justin Hamilton	33	238	7.2
2013	Johnny O'Bryant III	29	253	8.7

ASSIST LEADERS

YEAR	PLAYER	GMS.	ASST.	AVG.
1968	Pete Maravich	26	105	4.0
1969	Pete Maravich	26	128	4.9
1970	Pete Maravich	31	192	6.1
1971	Tommy Hess	26	130	5.0
1972	Tommy Hess	24	121	5.0
1973	Eddie Palubinskas	24	99	4.1
1974	Eddie Palubinskas	24	97	3.7
1975	Mike Darnall	20	133	6.6
1976	Kenny Higgs	26	173	6.6
1977	Kenny Higgs	27	239	8.8
1978	Ethan Martin	26	118	4.5
1979	Ethan Martin	29	156	5.3
1980	Ethan Martin	32	174	5.4
1981	Ethan Martin	34	190	5.5
1982	Derrick Taylor	28	90	3.2
1983	Johnny Jones	31	124	4.0
1984	John Tudor	29	104	3.5
1985	Jerry Reynolds	29	105	3.6
1986	Derrick Taylor	38	146	3.8
1987	Bernard Woodside	39	115	2.9
1988	Bernard Woodside	30	136	4.5
1989	Ricky Blanton	32	147	4.6
1990	Maurice Williamson	32	118	3.8
1991	T.J. Pugh	30	196	6.5
1992	Jamie Brandon	29	103	3.6
1993	Andre Owens	33	90	2.7
1994	Andre Owens	24	96	4.0
1995	Randy Livingston	16	151	9.4
1996	Gene Nabors	29	95	3.3
1997	Gene Nabors	30	72	2.4
1998	DeJuan Collins	23	79	3.4
1999	Jamaal Wolfe	24	60	2.5
2000	Torris Bright	34	147	4.3
2001	Torris Bright	29	118	4.1
2002	Torris Bright	34	129	3.8
2003	Torris Bright	32	150	4.7
2004	Xavier Whipple	29	88	3.0
2005	Tack Minor	30	137	4.6
2006	Darrel Mitchell	36	160	4.4
2007	Garrett Temple	32	138	4.3
2008	Garrett Temple	31	111	3.6
2009	Garrett Temple	35	134	3.8
2010	Chris Bass	31	97	3.1
2011	Andre Stringer	32	85	2.6
2012	Anthony Hickey	33	125	3.8
2013	Anthony Hickey	29	109	3.7

BLOCK LEADERS

YEAR	PLAYERS	GMS.	BLKS.	AVG.
1979	Lionel Green	29	61	2.1
1980	Durand Macklin	32	19	0.6
1981	Leonard Mitchell	36	20	0.6
1982	Leonard Mitchell	27	11	0.4
1983	Leonard Mitchell	31	31	1.0
1984	Leonard Mitchell	24	20	0.8
1985	Nikita Wilson	29	25	0.9
1986	John Williams	37	22	0.6
1987	Jose Vargas	38	44	1.2
1988	Jose Vargas	30	31	1.0
1989	Wayne Sims	32	41	1.3
1990	Shaquille O'Neal	32	115	3.6
1991	Shaquille O'Neal	28	140	5.0
1992	Shaquille O'Neal	30	157	5.2
1993	Geert Hammink	32	30	0.9
1994	Glover Jackson	23	15	0.7
1995	Misha Mutavdzic	26	24	0.9
1996	Roman Rubchenko	29	18	0.6
1997	Bob Hall	23	23	1.0
1998	Cedric Carter	27	16	0.6
1999	Stromile Swift	16	35	2.2
2000	Stromile Swift	34	95	2.8
2001	Ronald Dupree	29	17	0.6
2002	Ronald Dupree	34	22	0.6
2003	Jaime Lloreda	30	61	2.0
2004	Brandon Bass	29	56	1.9
2005	Brandon Bass	30	48	1.6

2006	Tyrus Thomas	32	99	3.1
2007	Garrett Temple	32	34	1.1
2008	Chris Johnson	25	66	2.6
2009	Chris Johnson	35	95	2.7
2010	Storm Warren	31	44	1.4
2011	Malcom White	32	36	1.1
2011	Storm Warren	29	34	1.17
2012	Justin Hamilton	33	43	1.3
2013	Andrew Del Piero	31	34	1.1

STEAL LEADERS

YEAR	PLAYERS	GMS.	STLS.	AVG.
1979	Ethan Martin	29	64	2.2
1980	Ethan Martin	32	73	2.2
1981	Ethan Martin	34	83	2.4
1982	Derrick Taylor	28	51	1.8
1983	Jerry Reynolds	32	65	2.0
1984	Jerry Reynolds	29	81	2.8
1985	Jerry Reynolds	29	48	1.6
1986	Derrick Taylor	38	84	2.2
1987	Darryl Joe	37	93	2.5
1988	Darryl Joe	30	80	2.7
1989	Chris Jackson	32	57	1.7
1990	Maurice Williamson	31	55	1.8
1991	Shawn Griggs	29	81	2.8
1992	Clarence Ceasar	31	90	2.9
1993	Clarence Ceasar	32	74	2.3
1994	Clarence Ceasar	27	80	3.0
1995	Clarence Ceasar	22	66	3.0
1996	Ronnie Henderson	23	40	1.7
1997	Gene Nabors	30	39	1.3
1998	DeJuan Collins	23	34	1.5
1999	Jabari Smith	27	32	1.2
2000	Stromile Swift	34	70	2.1
2001	Torris Bright	29	57	2.0
2002	Jermaine Williams	34	76	2.2
2003	Torris Bright	32	59	1.8
2004	Darrel Mitchell	29	50	1.7
2005	Darrel Mitchell	30	54	1.8
2006	Darrel Mitchell	36	70	1.9
2008	Marcus Thornton	31	43	1.4
2009	Garrett Temple	35	60	1.7
2010	Tasmin Mitchell	31	41	1.3
2011	Storm Warren	29	38	1.3
2012	Anthony Hickey	33	69	2.1
2013	Anthony Hickey	29	85	2.9

FIELD GOALS MADE

YEAR	PLAYERS	FG.
1952	Bob Pettit	247
1953	Bob Pettit	193
1954	Bob Pettit	281
1955	Roger Sigler	125
1956	Roger Sigler	175
1957	Roger Sigler	174
1958	Dom Merle	129
1959	Jim Crisco	118
1960	Dick Davies	91
1961	George Nattin	165
1962	George Nattin	122
1963	George Nattin	125
1964	Dick Maile	214
1965	Dick Maile	168
1966	Harry Heroman	166
1967	Kenny Drost	168
1968	Pete Maravich	432
1969	Pete Maravich	433
1970	Pete Maravich	522
1971	Al Sanders	209
1972	Bill Newton	210
1973	Ed Palubinskas	155
1974	Glenn Hansen	202
1975	Glenn Hansen	225
1976	Kenny Higgs	216
1977	Durand Macklin	161
1978	Durand Macklin	217
1979	DeWayne Scales	227
1980	Durand Macklin	232
1981	Howard Carter	233
1982	Howard Carter	199
1983	Howard Carter	234
1984	Jerry Reynolds	162
1985	Nikita Wilson	183

1986	John Williams	269
1987	Anthony Wilson	233
1988	Ricky Blanton	196
1989	Chris Jackson	359
1990	Chris Jackson	305
1991	Shaquille O'Neal	312
1992	Shaquille O'Neal	294
1993	Geert Hammink	190
1994	Clarence Ceasar	152
1995	Ronnie Henderson	219
1996	Ronnie Henderson	183
1997	Duane Spencer	157
1998	Maurice Carter	131
1999	Maurice Carter	159
2000	Stromile Swift	202
2001	Ronald Dupree	183
2002	Ronald Dupree	220
2003	Ronald Dupree	199
2004	Jaime Lloreda	140
2005	Brandon Bass	181
2006	Glen Davis	250
2007	Glen Davis	178
2008	Marcus Thornton	212
2009	March Thornton	256
2010	Tasmin Mitchell	196
2011	Ralston Turner	110
2012	Justin Hamilton	158
2013	Johnny O'Bryant III	153

FREE THROWS MADE

YEAR	PLAYERS	FT.
1952	Bob Pettit	118
1953	Bob Pettit	133
1954	Bob Pettit	223
1955	Roger Sigler	110
1956	Roger Sigler	151
1957	Roger Sigler	111
1958	Jim Crisco	120
1959	Carey Guglielmo	74
1960	Dick Davies	66
	Joe Clune	66
1961	Ellis Cooper	98
1962	George Nattin	62
1963	Ellis Cooper	93
1964	Sam Chase	122
1965	Harry Heroman	138
1966	Harry Heroman	132
1967	Kenny Drost	94
1968	Pete Maravich	274
1969	Pete Maravich	282
1970	Pete Maravich	337
1971	Al Sanders	105
1972	Al Sanders	135
1973	Ed Palubinskas	155
1974	Ed Palubinskas	121
1975	Kenny Higgs	102
1976	Kenny Higgs	145
1977	Kenny Higgs	163
1978	Kenny Higgs	112
1979	Al Green	136
1980	Ethan Martin	108
1981	Ethan Martin	129
1982	Derrick Taylor	113
1983	Howard Carter	96
1984	Derrick Taylor	104
1985	Nikita Wilson	70
1986	John Williams	120
1987	Nikita Wilson	105
1988	Ricky Blanton	113
1989	Chris Jackson	163
1990	Chris Jackson	191
1991	Shaquille O'Neal	150
1992	Shaquille O'Neal	134
1993	Geert Hammink	108
1994	Jamie Brandon	117
1995	Ronnie Henderson	124
1996	Ronnie Henderson	87
1997	Duane Spencer	116
1998	Willie Anderson	84
1999	Jabari Smith	100
2000	Stromile Swift	127
2001	Ronald Dupree	116


Clarence Ceasar

2002	Ronald Dupree	81
2003	Ronald Dupree	93
2004	Brandon Bass	123
2005	Brandon Bass	146
2006	Glen Davis	163
2007	Glen Davis	139
2008	Anthony Randolph	115
2009	Marcus Thornton	149
2010	Bo Spencer	99
2011	Andre Stringer	98
2012	Justin Hamilton	107
2013	Johnny O'Bryant III	84

MINUTES PLAYED

YEAR	PLAYERS	MIN.
1984	John Tudor	919
1985	John Williams	935
1986	Derrick Taylor	1342
1987	Anthony Wilson	1338
1988	Ricky Blanton	1122
1989	Ricky Blanton	1231
1990	Chris Jackson	1202
1991	T.J. Pugh	945
1992	Vernel Singleton	998
1993	Geert Hammink	970
1994	Jamie Brandon	873
1995	Ronnie Henderson	977
1996	Roman Rubchenko	740
1997	Duane Spencer	992
1998	Willie Anderson	903
1999	Maurice Carter	950
2000	Torris Bright	1137
2001	Ronald Dupree	1012
2002	Ronald Dupree	1202
2003	Ronald Dupree	1063
2004	Brandon Bass	1013
2005	Antonio Hudson	1086
2006	Darrel Mitchell	1322
2007	Garrett Temple	1099
2008	Garrett Temple	1066
2009	Tasmin Mitchell	1137
2010	Tasmin Mitchell	1157
2011	Andre Stringer	981
2012	Anthony Hickey	1030
2013	Anthony Hickey	957

FIELD GOAL PERCENTAGE (MIN. 100 ATTEMPTS)

YEAR	NAME	FG	FGA	PCT
1948-49	Gene Murphy, F	67	161	.416
1949-50	N/A			
1950-51	N/A			
1951-52	Bob Pettit, C	247	563	.439
1952-53	N/A			
1953-54	Bob Pettit, C	281	573	.490
1954-55	Roger Sigler, F	125	340	.368
1955-56	Roger Sigler, F	175	440	.398
1956-57	Troy Rushing, F	143	358	.399
1957-58	Joe Combs, C	96	257	.374
1958-59	Phil Raisor, G	48	115	.417
1959-60	Carey Guglielmo, F	41	100	.410
1960-61	George Nattin, G	165	395	.418
1961-62	Maury Drummond, C	113	271	.416
1962-63	Maury Drummond, C	98	226	.438
1963-64	Bill Wilson, C	108	230	.469
1964-65	Bill Wilson, C	114	248	.454
1965-66	Tommy Thigpen, C	117	236	.491
1966-67	Tommy Thigpen, C	118	251	.470
1967-68	Ralph Jukkola, F	125	196	.637
1968-69	Dave Ramsden, C	112	166	.675
1969-70	Bill Newton, F	143	242	.591
1970-71	Al Sanders, C	209	355	.588
1971-72	Al Sanders, C	171	287	.596
1972-73	Collis Temple Jr., C	85	150	.567
1973-74	Collis Temple Jr., C	169	292	.579
1974-75	Floyd Bailey, C	82	151	.543
1975-76	Floyd Bailey, C	127	224	.567
1976-77	Durand Macklin, F	161	310	.519
1977-78	Durand Macklin, F	217	349	.620
1978-79	Al Green, G	188	392	.622
1979-80	Durand Macklin, F	232	383	.606
1980-81	Durand Macklin, F	223	357	.625
1981-82	Leonard Mitchell, F	160	293	.546
1982-83	Leonard Mitchell, F	186	346	.538
1983-84	Nikita Wilson, F	70	130	.538
1984-85	Nikita Wilson, F	183	313	.585
1985-86	Ricky Blanton, G/F	94	159	.591
1986-87	Jose Vargas, C	120	231	.519
1987-88	Wayne Sims, F	122	235	.519
1988-89	Vernel Singleton, F	121	212	.571
1989-90	Vernel Singleton, F	98	166	.590
1990-91	Shaquille O'Neal, C	312	497	.628
1991-92	Shaquille O'Neal, C	294	478	.615
1992-93	Geert Hammink, C	190	382	.497
1993-94	Lenear Burns, F	92	170	.541
1994-95	Misha Mutavdzic, C	75	141	.532
1995-96	Misha Mutavdzic, C	81	153	.529
1996-97	Duane Spencer, F	158	324	.488
1997-98	Cedric Carter, F	86	153	.562
1998-99	Jabari Smith, C	115	227	.507
1999-00	Stromile Swift, G	208	342	.608
2000-01	Jermaine Williams, F	76	153	.497
2001-02	Brad Bridgewater, F	104	190	.547
2002-03	Jaime Lloreda, F	144	256	.563
2003-04	Jaime Lloreda, F	140	241	.581
2004-05	Brandon Bass, F	181	319	.567
2005-06	Tyrus Thomas, F	152	250	.608
2006-07	Darnell Lazare, F	90	162	.556
2007-08	Anthony Randolph, F	102	225	.453
2008-09	Quintin Thornton, F	33	63	.532
2009-10	Storm Warren, F	141	263	.536
2010-11	Storm Warren, F	103	208	.495
2011-12	Justin Hamilton, C	158	320	.494
2012-13	Johnny O'Bryant III, F	153	319	.480

FREE THROW PERCENTAGE (MIN. 30 ATTEMPTS)

YEAR	NAME	FT	FTA	PCT
1947-48	Bob Yates, G	28	42	.667
1948-49	Dick Thompson, G	57	81	.704
1949-50	Bob Boggess, G	72	93	.774
1950-51	Bob Boggess, G	32	44	.727
1951-52	Joe Dean, G	99	139	.712
1952-53	Don Sebastian, G	23	30	.767
1953-54	Benny McArdle, G	44	53	.830
1954-55	Roger Sigler, F	110	143	.769
1955-56	Don Sebastian, G	67	84	.798

1956-57	Don Merle, G	87	116	.750
1957-58	Carey Guglielmo, G	54	72	.750
1958-59	Dick Davies, G	62	82	.756
1959-60	Dick Davies, G	66	82	.805
1960-61	George Nattin, G	86	108	.796
1961-62	George Nattin, G	62	79	.784
1962-63	Howard Keene, F	66	83	.795
1963-64	Sam Chase, G	122	148	.824
1964-65	Dick Maile, F	93	115	.808
1965-66	Kenny Drost, G	74	82	.902
1966-67	Kenny Drost, G	94	114	.825
1967-68	Pete Maravich, G	274	338	.810
1968-69	Pete Maravich, G	282	378	.746
1969-70	Danny Hester, F	114	138	.826
1970-71	Jeff Taylor, G	27	33	.818
1972-73	Eddie Palubinskas, G	137	153	.895
1973-74	Eddie Palubinskas, G	121	142	.852
1974-75	Kenny Higgs, G	102	131	.779
1975-76	Kenny Higgs, G	145	191	.759
1976-77	Jordy Hultberg, G	52	60	.867
1977-78	Ethan Martin, G	66	84	.790
1978-79	Al Green, G	136	180	.756
1979-80	Willie Sims, G	67	85	.788
1980-81	Howard Carter, G/F	110	137	.803
1981-82	Derrick Taylor, G	113	153	.739
1982-83	Howard Carter, G/F	96	114	.842
1983-84	Don Redden, G/F	93	112	.830
1984-85	Don Redden, G/F	62	71	.873
1985-86	Derrick Taylor, G	81	92	.880
	Anthony Wilson, G	44	50	.880
1986-87	Anthony Wilson, G	71	87	.816
1987-88	Fess Irvin, G	36	42	.857
1988-89	Chris Jackson, G	163	200	.815
1989-90	Chris Jackson, G	191	210	.910
1990-91	Mike Hansen, G	36	42	.857
1991-92	Harold Boudreaux, F	29	37	.784
1992-93	Geert Hammink, C	108	148	.730
1993-94	Jamie Brandon, G/F	117	162	.722
1994-95	Landers Nolley, G/F	40	53	.755
1995-96	Randy Livingston, G	30	38	.790
1996-97	Maurice Carter, G	52	69	.754
1997-98	Maurice Carter, G	82	111	.739
1998-99	Jermaine Williams, F	25	32	.781
1999-00	Jermaine Williams, F	43	56	.768
2000-01	Collis Temple III, G	88	120	.733
2001-02	Jermaine Williams, F	70	82	.854
2002-03	Collis Temple III, G	55	71	.775
2003-04	Brandon Bass, F	123	157	.783
2004-05	Darrel Mitchell, G	77	91	.846
2005-06	Darrel Mitchell, G	122	161	.758
2006-07	Tasmin Mitchell, F	78	109	.750
2007-08	Garrett Temple, G	29	36	.806
2008-09	Bo Spencer, G	68	81	.840
2009-10	Eddie Ludwig, F	26	30	.867
2010-11	Andre Stringer, G	98	127	.772
2011-12	Andre Stringer, G	60	73	.822
2012-13	Andre Stringer, G	42	57	.737

THREE-POINT FIELD GOALS PER GAME

1986-87	Anthony Wilson, G	2.5
1987-88	Darryl Joe, G	1.3
1988-89	Chris Jackson, G	2.6
1989-90	Chris Jackson, G	2.8
1990-91	Mike Hansen, G	2.2
1991-92	Clarence Ceasar, F	2.0
1992-93	Mike Hansen, G	1.4
1993-94	Ronnie Henderson, G	2.7
1994-95	Ronnie Henderson, G	2.5
1995-96	Ronnie Henderson, G	2.1
1996-97	Terrance Simmons, G	0.7
1997-98	Maurice Carter, G	1.6
1998-99	Maurice Carter, G	2.6
1999-00	Torris Bright, G	1.6
2000-01	Collis Temple III, G	1.8
2001-02	Torris Bright, G	2.2
2002-03	Torris Bright, G	1.9
2003-04	Darrel Mitchell, G	2.3
2004-05	Darrel Mitchell, G	2.2
2005-06	Darrel Mitchell, G	2.3
2006-07	Terry Martin, G	2.2
2007-08	Marcus Thornton, G	3.5
2008-09	Marcus Thornton, G	2.3

2009-10	Bo Spencer, G	2.0
2010-11	Andre Stringer, G	1.8
2011-12	Ralston Turner, G	1.5
2012-13	Andre Stringer, G	2.2

THREE-POINT FIELD GOAL ACCURACY (MIN. 30 ATTEMPTS)

1986-87	Fess Irvin, G	.463
1987-88	Darryl Joe, G	.365
1988-89	Russell Grant, G	.487
1989-90	Maurice Williamson, G	.381
1990-91	Mike Hansen, G	.377
1991-92	Justin Anderson, F	.489
1992-93	Jamie Brandon, G	.509
1993-94	Andre Owens, G	.365
1994-95	Landers Nolley, G/F	.421
1995-96	Roman Rubchenko, F	.354
1996-97	Duane Spencer, F	.488
1997-98	DeJuan Collins, G	.359
1998-99	Brian Beshara, F	.431
1999-00	Torris Bright, G	.399
2000-01	Lamont Roland, G	.406
2001-02	Torris Bright, G	.394
2002-03	Darrel Mitchell, G	.424
2003-04	Darrel Mitchell, G	.419
2004-05	Antonio Hudson, G	.395
2005-06	Darrel Mitchell, G	.394
2006-07	Terry Martin, G	.388
2007-08	Marcus Thornton, G	.421
2008-09	Bo Spencer, G	.403
2009-10	Zach Kinsley, G/F	.395
2010-11	Aaron Dotson, G	.375
2011-12	Ralston Turner, G	.372
2012-13	Andre Stringer, G	.409




Marcus Thornton


Pete Maravich

Durand Macklin

Tasmin Mitchell

Howard Carter

Shaquille O'Neal

1. Pete Maravich

3,667 • 1967-70

YEAR	G	FGM	FTM	TP	AVG.
67-68	26	432	274	1138	43.8
68-69	26	433	282	1148	44.2
69-70	31	522	337	1381	44.5
Totals	83	1387	893	3667	44.2

2. Durand Macklin

2,080 • 1976-81

YEAR	G	FGM	FTM	TP	AVG.
76-77	26	161	63	385	14.8
77-78	27	217	79	513	19.0
78-79*	2	19	8	46	23.0
79-80	32	232	99	563	17.6
80-81	36	223	127	573	15.9
Totals	123	852	376	2080	16.9

*Redshirted after knee injury

3. Tasmin Mitchell

1,989 • 2005-10

YEAR	G	FGM	3FGM	FTM	TP	AVG.
05-06	36	162	38	60	412	11.4
06-07	32	173	41	78	465	14.5
07-08	3	7	0	8	22	7.3
08-09	35	224	10	111	569	16.3
09-10	31	196	32	97	521	16.8
Totals	137	762	121	354	1989	14.5

4. Howard Carter

1,942 • 1979-83

YEAR	G	FGM	FTM	TP	AVG.
79-80	32	140	55	335	10.5
80-81	36	233	110	576	16.0
81-82	28	199	69	467	16.7
82-83	32	234	96	564	17.6
Totals	128	806	330	1942	15.2

5. Shaquille O'Neal

1,941 • 1989-92

YEAR	G	FGM	FTM	TP	AVG.
89-90	32	180	85	445	13.9
90-91	28	312	150	774	27.6
91-92	30	294	134	722	24.1
Totals	90	786	369	1941	21.6

6. Bob Pettit

1,916 • 1951-54

YEAR	G	FGM	FTM	TP	AVG.
51-52	24	247	118	612	25.5
52-53	21	193	133	519	24.7
53-54	25	281	223	785	31.4
Totals	70	721	474	1916	27.4

7. Kenny Higgs

1,896 • 1974-78

YEAR	G	FGM	FTM	TP	AVG.
74-75	26	184	102	470	18.1
75-76	26	216	145	577	22.2
76-77	27	158	163	479	17.7
77-78	27	129	112	370	13.7
Totals	106	687	522	1896	17.9

8. Chris Jackson

1,854 • 1988-90

YEAR	G	FGM	3FGM	FTM	TP	AVG.
88-89	32	359	84	163	965	30.2
89-90	32	305	88	191	889	27.8
Totals	64	664	172	354	1854	29.0

9. Ronald Dupree

1,726 • 1999-03

YEAR	G	FGM	3FGM	FTM	TP	AVG.
99-00	34	63	2	39	167	4.9
00-01	29	183	21	116	503	17.3
01-02	34	220	31	81	552	16.2
02-03	32	199	13	93	504	15.8
Totals	129	65	67	329	1726	13.4

10. Derrick Taylor

1,590 • 1981-82, 1983-86

YEAR	G	FGM	FTM	TP	AVG.
81-82	28	151	113	415	14.8
83-84	29	142	104	388	13.4
84-85	29	108	48	264	9.1
85-86	38	221	81	523	13.8
Totals	124	622	346	1590	12.8

11. Glen Davis

1,587 • 2004-2007

YEAR	G	FGM	3FGM	FTM	TP	AVG.
04-05	30	138	3	127	406	13.5
05-06	36	250	6	163	669	18.6
06-07	29	178	17	139	512	17.7
Totals	95	566	26	429	1587	16.7

12. Darrel Mitchell

1,569 • 2002-06

YEAR	G	FGM	3FG	FTM	TP	AVG.
02-03	32	71	42	41	225	7.0
03-04	29	115	67	49	346	11.9
04-05	30	125	67	77	394	13.1
05-06	36	200	82	122	604	16.8
Totals	127	511	258	289	1569	12.4

13. Ronnie Henderson

1,561 • 1993-96

YEAR	G	FGM	3FGM	FTM	TP	AVG.
93-94	27	144	72	69	429	15.9
94-95	27	219	68	124	630	23.3
95-96	23	183	49	87	502	21.8
Totals	77	546	189	280	1561	20.3

14. Vernel Singleton

1,513 • 1988-92

YEAR	G	FGM	3FGM	FTM	TP	AVG.
88-89	32	121	0	103	345	10.8
89-90	32	98	0	73	269	8.4
90-91	30	159	0	137	455	15.2
91-92	31	162	1	119	444	14.3
Totals	125	540	1	432	1513	12.1

15. Leonard Mitchell

1,508 • 1980-84

YEAR	G	FGM	FTM	TP	AVG.
80-81	36	170	50	390	10.8
81-82	27	160	57	377	14.0
82-83	31	186	83	455	14.7
83-84	24	114	58	286	11.9
Totals	118	630	248	1508	12.8

16. Ricky Blanton

1,501 • 1984-86, 1987-89

YEAR	G	FGM	3FGM	FTM	TP	AVG.
84-85	29	41	20	102	3.5	
85-86	38	94	52	240	6.3	
87-88	30	196	6	113	511	17.0
88-89	32	250	40	108	648	20.3
TOTALS	129	581	46	293	1501	11.6

17. Torris Bright

1,463 • 1999-03


YEAR	G	FGM	3FGM	FTM	TP	AVG.
99-00	34	112	55	60	339	10.0
00-01	29	104	44	62	314	10.8
01-02	34	150	76	78	454	13.4
02-03	32	119	62	56	356	11.1
Totals	129	485	237	256	1463	11.3

18. Nikita Wilson

1,384 • 1983-87

YEAR	G	FGM	FTM	TP	AVG.
83-84	28	70	27	167	6.0
84-85	29	183	70	436	15.0
85-86	18	90	56	236	13.1
86-87	35	220	105	545	15.6
Totals	110	563	258	1384	12.6

1000 - Point Club



Bob Petit



Kenny Higgs



Chris Jackson



Ronald Dupree



Derrick Taylor

19. Al Sanders

1,383 • 1969-72

YEAR	G	FGM	FTM	TP	AVG.
69-70	32	145	93	383	12.0
70-71	25	209	105	523	20.9
71-72	26	171	135	477	18.3
Totals	83	525	333	1383	16.7

20. Dewayne Scales

1,357 • 1977-80

YEAR	G	FGM	FTM	TP	AVG.
77-78	26	153	27	333	12.8
78-79	26	227	50	503	19.4
79-80	32	230	61	521	16.3
Totals	84	610	138	1357	16.2

21. Marcus Thornton

1,347 • 2007-09

YEAR	G	FGM	3FG	FTM	TP	AVG.
07-08	31	212	90	94	608	19.6
08-09	35	256	78	149	739	21.1
Totals	66	468	168	243	1347	20.4

22. Clarence Ceasar

1,343 • 1991-95

YEAR	G	FGM	3FGM	FTM	TP	AVG.
91-92	31	130	63	32	355	11.5
92-93	32	126	38	25	315	9.8
93-94	27	152	47	44	395	14.6
94-95	22	111	27	29	278	12.6
Totals	112	519	175	130	1343	12.0

23. Bill Newton

1,339 • 1969-72

YEAR	G	FGM	FTM	TP	AVG.
69-70	32	143	71	357	11.2
70-71	26	205	80	490	18.8
71-72	26	210	72	492	18.9
Totals	84	558	223	1339	15.9

24. Roger Sigler

1,318 • 1954-57

YEAR	G	FGM	FTM	TP	AVG.
54-55	24	124	110	358	15.0
55-56	20	175	151	501	25.1
56-57	25	174	111	459	18.4
Totals	69	473	372	1318	19.1

25. Maurice Carter

1,299 • 1995-99

YEAR	G	FGM	3FGM	FTM	TP	AVG.
95-96	26	62	27	21	172	6.6
96-97	28	103	15	52	273	9.8
97-98	27	131	44	82	388	14.4
98-99	27	159	71	79	468	17.3
TOTALS	108	455	157	232	1299	12.0

26. Dick Maile

1,284 • 1962-65

YEAR	G	FGM	FTM	TP	AVG.
62-63	24	125	87	337	14.0
63-64	25	214	90	518	20.7
64-65	25	168	93	429	17.1
Totals	74	507	270	1284	17.4

27. Ethan Martin

1,276 • 1977-81

YEAR	G	FGM	FTM	TP	AVG.
77-78	26	79	66	224	8.6
78-79	29	97	87	281	9.7
79-80	32	136	108	380	11.9
80-81	34	131	129	391	11.5
Totals	123	443	390	1276	10.4

28. Antonio Hudson

1,269 • 2001-05

Year	G	FGM	3FG	FTM	TP	AVG.
01-02	34	124	43	60	351	10.3
02-03	32	86	27	40	239	7.5
03-04	28	95	40	56	286	10.2
04-05	30	138	64	53	393	13.1
Totals	124	443	174	209	1269	10.2

29. Collis Temple III

1,173 • 1999-03

YEAR	G	FGM	3FGM	FTM	TP	AVG.
99-00	33	37	22	35	131	4.0
00-01	29	137	53	88	415	14.3
01-02	21	92	39	58	281	13.4
02-03	32	117	57	55	346	10.8
Totals	115	383	171	236	1173	10.2

30. Don Redden

1,119 • 1982-86

YEAR	G	FGM	FTM	TP	AVG.
82-83	8	19	19	57	7.1
83-84	28	97	93	287	10.3
84-85	29	110	62	282	9.7
85-86	38	197	99	493	13.0
Totals	103	423	273	1119	10.9

31. Wayne Sims

1,107 • 1987-91

YEAR	G	FGM	3FGM	FTM	TP	AVG.
87-88	30	122	0	45	289	9.6
88-89	32	183	1	57	424	13.3
89-90	32	108	2	31	249	7.8
90-91	23	59	4	23	145	6.3
Totals	117	472	7	156	1107	9.5

32. Bob Meador

1,099 • 1947-51

YEAR	G	FGM	FTM	TP	AVG.
47-48	25	84	56	244	9.8
48-49	25	124	58	306	12.2
49-50	22	106	39	251	11.4
50-51	24	128	92	298	12.4
Totals	96	452	245	1099	11.4

33. Anthony Wilson

1,089 • 1983-87

YEAR	G	FGM	3FGM	FTM	TP	AVG.
83-84	24	29		5	63	2.6
84-85	19	11		6	28	1.5
85-86	38	161		44	366	9.6
86-87	38	233	95	71	632	16.6
Totals	119	434	95	126	1089	9.2

34. Joe Dean

1,072 • 1949-52

YEAR	G	FGM	FTM	TP	AVG.
49-50	25	106	59	271	10.8
50-51	24	154	54	362	15.1
51-52	24	170	99	439	18.3
Totals	73	430	212	1072	14.7

35. Jerry Reynolds

1,069 • 1982-85

YEAR	G	FGM	FTM	TP	AVG.
82-83	32	126	88	340	10.6
83-84	29	162	85	409	14.2
84-85	29	128	64	320	11.0
Totals	90	416	237	1069	11.9

36. Jordy Hultberg

1,067 • 1976-80

YEAR	G	FGM	FTM	TP	AVG.
76-77	27	147	52	346	12.8
77-78	27	115	32	262	9.7
78-79	29	119	41	279	9.6
79-80	31	77	26	180	5.8
Totals	114	458	151	1067	9.3

37. John Williams

1,046 • 1984-86

YEAR	G	FGM	FTM	TP	AVG.
84-85	29	163	62	388	13.4
85-86	37	269	120	658	17.8
Totals	66	432	182	1046	15.8

38. Glenn Hansen

1,027 • 1973-75

YEAR	G	FGM	FTM	TP	AVG.
73-74	25	202	82	485	19.4
74-75	25	225	92	542	21.7
Totals	50	427	173	1027	20.5

1. Durand Macklin
1276 • 1976-81

	G	REBOUNDS	AVG.
Totals	123	1276	10.4

2. Shaquille O'Neal
1217 • 1989-92

	G	REBOUNDS	AVG.
Totals	90	1217	13.5

3. Al Sanders
1168 • 1969-72

	G	REBOUNDS	AVG.
Totals	83	1168	14.1

4. Bob Pettit
1039 • 1951-54

	G	REBOUNDS	AVG.
Totals	70	1039	14.8

5. Ned Clark
988 • 1951-55

YEAR	G	REBOUNDS	AVG.
Totals	98	988	10.1

6. Tasmin Mitchell
950 • 2005-10

	G	REBOUNDS	AVG
Totals	137	950	6.9

7. Leonard Mitchell
922 • 1980-84

	G	REBOUNDS	AVG.
Totals	118	922	7.8

8. Glen Davis
916 • 2004-07

	G	REBOUNDS	AVG.
Totals	97	916	9.4

9. Ronald Dupree
907 • 1999-03

	G	REBOUNDS	AVG.
Totals	129	907	7.0

10. Lionel Green
809 • 1975-79

	G	REBOUNDS	AVG.
Totals	107	809	7.6

11. Bill Newton
802 • 1969-72

	G	REBOUNDS	AVG.
Totals	84	802	9.5

12. Vernel Singleton
784 • 1988-92

	G	REBOUNDS	AVG.
Totals	125	784	6.3

13. Greg Cook
780 • 1976-77, '78-81

	G	REBOUNDS	AVG.
Totals	119	780	6.6

14. Dick Maile
772 • 1962-65

	G	REBOUNDS	AVG.
Totals	74	772	10.4

15. Ricky Blanton
766 • 1984-86, '87-89

	G	REBOUNDS	AVG.
Totals	129	766	5.9

16. Ed LeBlanc
765 • 1972-76

	G	REBOUNDS	AVG.
Totals	98	765	7.8

17. Maury Drummond
736 • 1960-63

	G	REBOUNDS	AVG.
Totals	72	736	10.2

18. Dewayne Scales
733 • 1977-80

	G	REBOUNDS	AVG.
Totals	84	733	8.7

19. Roger Sigler
713 • 1953-56

	G	REBOUNDS	AVG.
Totals	69	713	10.3

20. Nikita Wilson
699 • 1983-87

	G	REBOUNDS	AVG.
Totals	110	699	6.4

21. Clarence Ceasar
670 • 1991-95

	G	REBOUNDS	AVG.
Totals	112	670	6.0

22. Jerry Reynolds
613 • 1982-85

	G	REBOUNDS	AVG.
Totals	90	613	6.8

23. Storm Warren
608 • 2008-12

	G	REBOUNDS	AVG.
Totals	123	608	4.9

24. Collis Temple, Jr.
607 • 1971-74

	G	REBOUNDS	AVG.
Totals	75	607	8.1

25. Wayne Sims
603 • 1987-90

	G	REBOUNDS	AVG.
Totals	117	603	5.2

26. Ralph Jukkola
601 • 1966-69

	G	REBOUNDS	AVG.
Totals	78	601	7.7

27. Jose Vargas
576 • 1984-88

	G	REBOUNDS	AVG.
Totals	130	576	4.4

28. Troy Rushing
560 • 1954-57

	G	REBOUNDS	AVG.
Totals	71	560	7.9



Ronald Dupree

29. Jim Crisco
544 • 1956-59

	G	REBOUNDS	AVG.
Totals	75	544	7.3

30. Bill Wilson
543 • 1962-65

	G	REBOUNDS	AVG.
Totals	62	543	8.7

31. Danny Hester
542 • 1968-70

	G	REBOUNDS	AVG.
Totals	54	542	10.0

32. Geert Hammink
536 • 1988-89, '90-93

	G	REBOUNDS	AVG.
Totals	113	536	4.7

33. Jaime Lloreda
525 • 2002-04

	G	REBOUNDS	AVG.
Totals	52	525	10.1

34. Pete Maravich
513 • 1967-70

	G	REBOUNDS	AVG.
Totals	82	513	6.2

35. John Williams
503 • 1984-86

	G	REBOUNDS	AVG.
Totals	66	503	7.6

36. Garrett Temple
502 • 2005-09

	G	REBOUNDS	VG
Totals	134	502	3.7

37. Jabari Smith
501 • 1998-00

	G	REBOUNDS	AVG.
Totals	61	501	8.2

200 Assist Club

1966-PRESENT

1. Kenny Higgs				
YEAR	G	TOTAL	AVG.	
1974-78	106	646	6.1	
2. Ethan Martin				
YEAR	G	TOTAL	AVG.	
1977-81	123	638	5.2	
3. Torris Bright				
YEAR	G	TOTAL	AVG.	
1999-03	129	544	4.2	
4. Garrett Temple				
YEAR	G	TOTAL	AVG.	
2005-09	134	482	3.6	
5. Pete Maravich				
YEAR	G	TOTAL	AVG.	
1967-70	83	425	5.1	
6. Derrick Taylor				
YEAR	G	TOTAL	AVG.	
1981-82; 83-86	124	401	3.2	
7. Darrel Mitchell				
YEAR	G	TOTAL	AVG.	
2002-06	127	367	2.9	
8. Ricky Blanton				
YEAR	G	TOTAL	AVG.	
1984-86; 87-89	129	314	2.4	
9. Mike Darnall				
YEAR	G	TOTAL	AVG.	
1972-75	66	299	4.5	
10. Tasmin Mitchell				
YEAR	G	TOTAL	AVG.	
2005-10	137	291	2.1	
11. Johnny Jones				
YEAR	G	TOTAL	AVG.	
1980-84	121	271	2.2	
12. Chris Bass				
YEAR	G	TOTAL	AVG.	
2008-12	123	267	2.2	
13. Bernard Woodside				
YEAR	G	TOTAL	AVG.	
1985-88	100	266	2.7	
14. Jordy Hultberg				
YEAR	G	TOTAL	AVG.	
1977-80	114	256	2.2	
15. T. J. Pugh				
YEAR	G	TOTAL	AVG.	
1990-92	58	253	4.4	
16. Tommy Hess				
YEAR	G	TOTAL	AVG.	
1970-72	67	251	3.7	
17. Greg Cook				
YEAR	G	TOTAL	AVG.	
1976-77; 78-81	119	246	2.1	

18. John Tudor				
YEAR	G	TOTAL	AVG.	
1981-84	122	241	2.0	
19. Clarence Ceasar				
YEAR	G	TOTAL	AVG.	
1991-95	112	234	2.1	
19. Anthony Hickey				
YEAR	G	TOTAL	AVG.	
2011-13	62	234	3.4	
21. Jermaine Williams				
YEAR	G	TOTAL	AVG.	
1999-02	120	233	1.9	
22. Chris Jackson				
YEAR	G	TOTAL	AVG.	
1988-90	64	232	3.6	
23. Andre Stringer				
YEAR	G	TOTAL	AVG.	
2010-13	91	226	2.5	
24. Howard Carter				
YEAR	G	TOTAL	AVG.	
1979-83	128	225	1.7	
25. Randy Livingston				
YEAR	G	TOTAL	AVG.	
1994-96	29	220	7.6	
26. Don Redden				
YEAR	G	TOTAL	AVG.	
1982-86	103	215	2.1	
27. Jerry Reynolds				
YEAR	G	TOTAL	AVG.	
1982-85	90	211	2.3	
28. Bo Spencer				
YEAR	G	TOTAL	AVG.	
2007-10	93	210	2.2	
29. Antonio Hudson				
YEAR	G	TOTAL	AVG.	
2001-05	124	209	1.7	
29. Xavier Whipple				
YEAR	G	TOTAL	AVG.	
2001-05	98	209	2.1	

100 Steals Club

1. Clarence Ceasar				
YEAR	G	TOTAL	AVG.	
1991-95	112	310	2.8	
2. Ethan Martin				
YEAR	G	TOTAL	AVG.	
1977-81	123	279	2.3	
3. Torris Bright				
YEAR	G	TOTAL	AVG.	
2000-03	129	246	1.9	
4. Darrel Mitchell				
YEAR	G	TOTAL	AVG.	
2002-06	127	219	1.7	
5. Derrick Taylor				
YEAR	G	TOTAL	AVG.	
1981-82; 83-86	124	207	1.7	

6. Jerry Reynolds				
YEAR	G	TOTAL	AVG.	
1982-85	90	194	2.1	
7. Garrett Temple				
YEAR	G	TOTAL	AVG.	
2006-09	134	191	1.4	
8. Tasmin Mitchell				
YEAR	G	TOTAL	AVG.	
2005-10	137	190		
9. Darryl Joe				
YEAR	G	TOTAL	AVG.	
1986-88	67	169	2.5	
10. Jermaine Williams				
YEAR	G	TOTAL	AVG.	
1988-92	120	154	1.3	
10. Anthony Hickey				
YEAR	G	TOTAL	AVG.	
2011-13	62	154	2.5	
12. Leonard Mitchell				
YEAR	G	TOTAL	AVG.	
1980-84	118	151	1.3	
13. Antonio Hudson				
YEAR	G	TOTAL	AVG.	
2001-05	124	139	1.1	
14. Vernel Singleton				
YEAR	G	TOTAL	AVG.	
1988-92	125	136	1.1	
14. Johnny Jones				
YEAR	G	TOTAL	AVG.	
1980-84	121	136	1.1	
16. Brian Beshara				
YEAR	G	TOTAL	AVG.	
1998-01	89	126	1.4	
17. Maurice Williamson				
YEAR	G	TOTAL	AVG.	
1989-93	87	121	1.3	
18. Storm Warren				
YEAR	G	TOTAL	AVG.	
2008-12	123	113	0.9	
19. Ronald Dupree				
YEAR	G	TOTAL	AVG.	
1999-03	129	110	0.8	
19. Collis Temple III				
YEAR	G	TOTAL	AVG.	
1999-03	115	110	0.9	
21. Jamie Brandon				
YEAR	G	TOTAL	AVG.	
1991-94	82	109	1.3	
22. Shaquille O'Neal				
YEAR	G	TOTAL	AVG.	
1989-92	90	108	1.2	
23. Ronnie Henderson				
YEAR	G	TOTAL	AVG.	
1993-96	77	104	1.3	

Games in Bold Face Mark Last Time In The Category

60-Point Club (5 by 2 players all-time)

69	Pete Maravich vs. Alabama	Feb. 7, 1970
66	Pete Maravich vs. Tulane	Feb. 10, 1969
64	Pete Maravich vs. Kentucky	Feb. 21, 1970
61	Pete Maravich vs. Vanderbilt	Dec. 11, 1969
60	Bob Pettit vs. Louisiana College	Dec. 7, 1953

50-Point Club (30 by 4 players all-time)

59	Pete Maravich vs. Alabama	Feb. 17, 1968
58	Pete Maravich vs. Georgia	March 8, 1969
58	Pete Maravich vs. Mississippi State	Dec. 22, 1967
57	Bob Pettit vs. Georgia	Jan. 9, 1954
55	Chris Jackson vs. Ole Miss	March 4, 1989
55	Pete Maravich vs. Mississippi State	March 2, 1970
55	Pete Maravich vs. Kentucky	Jan. 24, 1970
55	Pete Maravich vs. Alabama	Jan. 3, 1970
55	Pete Maravich vs. Mississippi State	March 3, 1969
55	Pete Maravich vs. Tulane	Dec. 14, 1968
55	Pete Maravich vs. Tulane	Feb. 21, 1968
55	Pete Maravich vs. Auburn	Jan. 3, 1968
54	Pete Maravich vs. Auburn	Feb. 15, 1969
54	Pete Maravich vs. Vanderbilt	Jan. 29, 1968
53	Shaquille O'Neal vs. Arkansas State	Dec. 18, 1990
53	Chris Jackson vs. Florida	Dec. 10, 1988
53	Pete Maravich vs. Ole Miss	Jan. 31, 1970
53	Pete Maravich vs. St. John's	Dec. 29, 1969
53	Pete Maravich vs. Duquesne	Dec. 30, 1968
52	Pete Maravich vs. Florida	Feb. 4, 1970
52	Pete Maravich vs. Kentucky	Jan. 25, 1969
52	Pete Maravich vs. Loyola	Dec. 2, 1968
52	Pete Maravich vs. Kentucky	Jan. 27, 1968
52	Pete Maravich vs. Tulane	Jan. 11, 1968
51	Chris Jackson vs. Texas	Jan. 2, 1990
51	Pete Maravich vs. Georgia	Feb. 12, 1968
51	Pete Maravich vs. Loyola	Dec. 9, 1967
50	Chris Jackson vs. Tennessee	Feb. 11, 1989
50	Pete Maravich vs. Southern California	Dec. 18, 1969
50	Pete Maravich vs. Florida	Feb. 12, 1969

40-Point Club (42 by 8 players since 1967)

49	Chris Jackson vs. Tennessee	Feb. 10, 1990
49	Pete Maravich vs. Tulane	Feb. 9, 1970
49	Pete Maravich vs. Mississippi State	Feb. 2, 1970
49	Pete Maravich vs. Clemson	Dec. 20, 1969
49	Pete Maravich vs. Ole Miss	March 1, 1969
49	Pete Maravich vs. Auburn	Feb. 7, 1968
48	Chris Jackson vs. Florida	March 1, 1989
48	Chris Jackson vs. Louisiana Tech	Dec. 6, 1988
48	Pete Maravich vs. Tampa	Dec. 2, 1967
47	Pete Maravich vs. Georgia	Dec. 21, 1968
47	Pete Maravich vs. Florida	Feb. 10, 1968
46	Chris Jackson vs. Vanderbilt	Feb. 18, 1990
46	Pete Maravich vs. Auburn	Feb. 16, 1970
46	Pete Maravich vs. Oregon State	Dec. 22, 1969
46	Pete Maravich vs. Tulane	Dec. 13, 1969
46	Pete Maravich vs. Auburn	Jan. 11, 1969
46	Pete Maravich vs. Ole Miss	Dec. 19, 1967
45	Chris Jackson vs. Georgia	Jan. 24, 1990
45	Pete Maravich vs. Loyola	Dec. 9, 1969
45	Pete Maravich vs. Kentucky	Feb. 22, 1969
45	Pete Maravich vs. Wyoming	Dec. 26, 1968
45	Pete Maravich vs. Florida	Dec. 18, 1968
44	Kenny Higgs vs. Duke	Dec. 20, 1974
44	Pete Maravich vs. Auburn	Jan. 10, 1970
44	Pete Maravich vs. Kentucky	Feb. 3, 1968
43	Shaquille O'Neal vs. Northern Arizona	Dec. 28, 1991
43	Pete Maravich vs. Oregon State	Dec. 4, 1969
42	Al Sanders vs. Auburn	Feb. 14, 1972
42	Pete Maravich vs. Alabama	Jan. 4, 1969
42	Pete Maravich vs. Vanderbilt	March 4, 1968
42	Pete Maravich vs. Florida State	Dec. 16, 1967
42	Pete Maravich vs. Wisconsin	Dec. 15, 1967
42	Pete Maravich vs. Texas	Dec. 4, 1967
41	Tasmin Mitchell vs. Mississippi State	Feb. 11, 2009
41	Chris Jackson vs. Kentucky	Feb. 15, 1990



Chris Jackson

41	Pete Maravich vs. Georgia	March 7, 1970
40	Ronnie Henderson vs. Alabama	Feb. 11, 1995
40	Chris Jackson vs. Mississippi State	Jan. 4, 1990
40	Durand Macklin vs. Tennessee	Jan. 15, 1977
40	Pete Maravich vs. Pittsburgh	Jan. 31, 1969
40	Pete Maravich vs. Oklahoma City	Dec. 28, 1968
40	Pete Maravich vs. Ole Miss	Feb. 24, 1968

35-Point Club (35 by 12 players since 1967)

39	Al Sanders vs. Loyola	Dec. 1, 1970
38	Tasmin Mitchell vs. Auburn	Jan. 20, 2010
38	Marcus Thornton vs. Mississippi State	March 8, 2008
38	Marcus Thornton vs. Auburn	Jan. 30, 2008
38	Shaquille O'Neal vs. Ole Miss	Feb. 20, 1991
38	Shaquille O'Neal vs. Georgia	Feb. 8, 1991
38	Chris Jackson vs. Vanderbilt	Feb. 18, 1989
38	Kenny Higgs vs. Tennessee	March 1, 1975
38	Pete Maravich vs. Vanderbilt	Feb. 14, 1970
38	Pete Maravich vs. Florida	Feb. 11, 1970
38	Pete Maravich vs. UCLA	Dec. 23, 1969
38	Pete Maravich vs. Alabama	Feb. 8, 1969
38	Pete Maravich vs. Vanderbilt	Jan. 9, 1969
38	Pete Maravich vs. Clemson	Dec. 7, 1968
37	Chris Jackson vs. Ole Miss	March 3, 1990
37	Chris Jackson vs. Southern Miss	Nov. 15, 1989
37	Chris Jackson vs. Tennessee	March 10, 1989
37	Ricky Blanton vs. Tennessee-Martin	Dec. 20, 1988
37	Bill Newton vs. Georgetown	Jan. 6, 1972
37	Al Sanders vs. Ole Miss	Jan. 30, 1971
37	Pete Maravich vs. Georgia	Feb. 18, 1970
36	Marcus Thornton vs. Georgia	March 2, 2008
36	Ronnie Henderson vs. Oklahoma State	Dec. 20, 1994
36	Ronnie Henderson vs. Kentucky	Feb. 15, 1994
36	Shaquille O'Neal vs. Indiana	March 21, 1992
36	Shaquille O'Neal vs. Alabama	Feb. 17, 1991
36	Glenn Hansen vs. Florida	Feb. 8, 1975
35	Maurice Carter vs. Arkansas	Jan. 2, 1999
35	Duane Spencer vs. Alabama	Feb. 15, 1997
35	Chris Jackson vs. UNLV	Jan. 28, 1990
35	Glenn Hansen vs. Auburn	Jan. 25, 1975
35	Glenn Hansen vs. Vanderbilt	Feb. 11, 1974
35	Bill Newton vs. Loyola	Jan. 8, 1972
35	Pete Maravich vs. Ole Miss	Feb. 28, 1970
35	Pete Maravich vs. Vanderbilt	Feb. 17, 1969

30-Point Club (106 by 34 players since 1967)

34	Ronnie Henderson vs. Maryland-Baltimore County	Dec. 30, 1994
34	Roman Rubchenko vs. Georgia State	Dec. 28, 1994
34	Ronnie Henderson vs. Troy State	Dec. 6, 1994
34	Roman Rubchenko vs. George Mason	Dec. 3, 1994
34	Shaquille O'Neal vs. Georgia	Jan. 7, 1991
34	Shaquille O'Neal vs. Vanderbilt	Jan. 2, 1991
34	Chris Jackson vs. Loyola Marymount	Feb. 3, 1990

34	Chris Jackson vs. Kentucky	Feb. 15, 1989
34	Chris Jackson vs. Vanderbilt	Jan. 18, 1989
34	Ricky Blanton vs. Chaminade	Dec. 29, 1988
34	DeWayne Scales vs. Montana State	Dec. 18, 1987
34	Kenny Higgs vs. Mississippi State	Jan. 2, 1978
34	Pete Maravich vs. Yale	Dec. 30, 1969
34	Pete Maravich vs. Mississippi State	Feb. 19, 1968
33	Marcus Thornton vs. Southeastern Louisiana	Jan. 3, 2009
33	Stromile Swift vs. Wyoming	Nov. 27, 1999
33	Roger Washington vs. Louisville	Dec. 7, 1996
33	Ronnie Henderson vs. Georgia	Feb. 18, 1995
33	Clarence Ceasar vs. Arkansas	March 2, 1994
33	Shaquille O'Neal vs. Tennessee	Feb. 23, 1991
33	Shaquille O'Neal vs. Kentucky	Feb. 5, 1991
33	Chris Jackson vs. Tennessee	Jan. 8, 1990
33	Chris Jackson vs. UTEP	March 17, 1989
33	Chris Jackson vs. Auburn	Jan. 7, 1989
33	Jose Vargas vs. Florida	Dec. 16, 1986
33	Howard Carter vs. Auburn	Jan. 21, 1981
33	DeWayne Scales vs. Boston	Dec. 28, 1979
33	Kenny Higgs vs. Tennessee	Jan. 26, 1976
33	Glenn Hansen vs. Tennessee	Jan. 27, 1975
33	Pete Maravich vs. Mississippi State	Feb. 3, 1969
33	Pete Maravich vs. Clemson	Jan. 24, 1968
32	Marcus Thornton vs. Florida	Feb. 24, 2009
32	Marcus Thornton vs. Troy	Nov. 30, 2008
32	Darrel Mitchell vs. Ohio State	Jan. 15, 2005
32	Ronnie Henderson vs. Auburn	Feb. 25, 1995
32	Shaquille O'Neal vs. Ole Miss	Jan. 19, 1991
32	Chris Jackson vs. Kansas	Nov. 17, 1989
32	DeWayne Scales vs. Ole Miss	Feb. 21, 1980
32	Durand Macklin vs. Delaware	Dec. 29, 1979
32	Kenny Higgs vs. Kentucky	Feb. 2, 1976
32	Kenny Higgs vs. Tulane	Dec. 3, 1975
32	Glenn Hansen vs. Auburn	Feb. 24, 1975
32	Eddie Palubinskas vs. Florida	Feb. 9, 1974
32	Eddie Palubinskas vs. Memphis State	Dec. 5, 1972
32	Pete Maravich vs. Florida	Jan. 6, 1968
31	Marcus Thornton vs. Mississippi State	Jan. 21, 2009
31	Duane Spencer vs. North Carolina A&T	Nov. 30, 1996
31	Ronnie Henderson vs. Ole Miss	Feb. 3, 1996
31	Ronnie Henderson vs. Nicholls State	Jan. 23, 1996
31	Ronnie Henderson vs. Alabama	Jan. 6, 1996
31	Shaquille O'Neal vs. Mississippi State	March 7, 1992
31	Shaquille O'Neal vs. Florida	Jan. 26, 1991
31	Mike Hansen vs. Tennessee	Jan. 22, 1991
31	Chris Jackson vs. Georgia	Feb. 25, 1990
31	Maurice Williamson vs. Vanderbilt	Feb. 18, 1990
31	Ricky Blanton vs. Auburn	Jan. 7, 1989
31	Ricky Blanton vs. Southern	Dec. 5, 1987
31	Anthony Wilson vs. Georgia	March 7, 1987
31	Don Redden vs. Hawaii Pacific	Dec. 1, 1985
31	Don Redden vs. Mississippi State	Feb. 20, 1984
31	Durand Macklin vs. Lamar	March 14, 1981
31	Durand Macklin vs. Alcorn State	March 8, 1980
31	DeWayne Scales vs. Georgia	Feb. 9, 1980
31	Kenny Higgs vs. Auburn	Feb. 20, 1978
31	Glenn Hansen vs. Tennessee	March 1, 1975
31	Bill Newton vs. Kentucky	Feb. 26, 1972
31	Pete Maravich vs. Ole Miss	Feb. 1, 1969
30	Johnny O'Bryant III at South Carolina	Feb. 14, 2013
30	Marcus Thornton vs. Butler	March 19, 2009
30	Marcus Thornton vs. Xavier	Jan. 24, 2009
30	Tasmin Mitchell vs. South Carolina	Jan. 14, 2009
30	Brandon Bass vs. Louisiana-Lafayette	Nov. 21, 2004
30	Jaime Lloreda vs. McNeese State	Nov. 24, 2003
30	Ronald Dupree at Arkansas	Feb. 16, 2002
30	Collis Temple III at Tennessee	March 3, 2001
30	Jabari Smith vs. Alabama	Feb. 10, 1999
30	Ronnie Henderson vs. Georgia	Feb. 7, 1996
30	Ronnie Henderson vs. Auburn	Jan. 21, 1996
30	Ronnie Henderson vs. Ole Miss	Feb. 15, 1995
30	Jamie Brandon vs. Auburn	Jan. 8, 1994
30	Maurice Williamson vs. BYU	March 19, 1992
30	Shaquille O'Neal vs. Auburn	Feb. 22, 1992
30	Shaquille O'Neal vs. Tennessee	Jan. 29, 1992
30	Chris Jackson vs. Alabama	Jan. 21, 1989

30	Chris Jackson vs. Maryland	Jan. 2, 1989
30	Chris Jackson vs. Morehead State	Dec. 28, 1988
30	Ricky Blanton vs. Vanderbilt	March 11, 1988
30	Jose Vargas vs. Oklahoma	Jan. 11, 1988
30	Ricky Blanton vs. Northern Iowa	Dec. 28, 1987
30	Jose Vargas vs. Southwest Texas	Dec. 22, 1987
30	Durand Macklin vs. Vanderbilt	Jan. 30, 1980
30	Durand Macklin vs. Vanderbilt	Jan. 2, 1980
30	Al Green vs. Tulane	Dec. 9, 1978
30	Durand Macklin vs. Georgia	Feb. 4, 1978
30	Durand Macklin vs. Vanderbilt	Jan. 16, 1978
30	Kenny Higgs vs. Auburn	Feb. 26, 1977
30	Kenny Higgs vs. California	Nov. 29, 1975
30	Glenn Hansen vs. Kentucky	Jan. 5, 1974
30	Eddie Palubinskas vs. Nevada	Dec. 3, 1973
30	Al Sanders vs. Ole Miss	March 4, 1972
30	Bill Newton vs. Vanderbilt	Feb. 13, 1971
30	Al Sanders vs. Florida	Feb. 10, 1971
30	Bill Newton vs. Utah State	Dec. 27, 1970
30	Pete Maravich vs. Tennessee	Feb. 23, 1970
30	Pete Maravich vs. Alabama	Dec. 30, 1967
30	Danny Hester vs. Georgetown	March 15, 1970

20 Rebound Club (18 by 8 players)

32	Durand Macklin vs. Tulane	Nov. 26, 1976
26	Al Sanders vs. Mississippi State	Feb. 7, 1972
26	Al Sanders vs. Mississippi State	Feb. 1, 1971
25	Danny Hester vs. Ole Miss	Jan. 31, 1970
25	Al Sanders vs. Florida	Dec. 18, 1970
25	Bob Pettit vs. Holy Cross	Dec. 29, 1953
24	Shaquille O'Neal vs. Loyola Marymount (20 pts)	Feb. 3, 1990
23	Lionel Green vs. Vanderbilt	Feb. 5, 1979
22	Durand Macklin vs. Auburn (26 pts)	Jan. 16, 1980
21	Shaquille O'Neal vs. Kentucky	Feb. 15, 1990
21	Jaime Lloreda vs. McNeese State	Nov. 24, 2003
21	Shaquille O'Neal vs. Florida (31 pts)	Jan. 26, 1991
21	Lionel Green vs. Montana State	Dec. 18, 1978
20	Geert Hammink vs. Campbell (20 pts)	Dec. 16, 1992
20	Shaquille O'Neal vs. Kentucky (20 pts)	Feb. 2, 1992
20	Shaquille O'Neal vs. Auburn (30 pts)	Feb. 22, 1992
20	Shaquille O'Neal vs. Nicholls (24 pts)	Dec. 29, 1990
20	Lionel Green vs. Tulane	Dec. 9, 1978

15 Rebound Club (102 by 29 players)

19	Anthony Randolph vs. Vanderbilt	Jan. 19, 2009
19	Misha Mutavdzic vs. McNeese State	Nov. 29, 1994
19	Shaquille O'Neal vs. North Arizona	Dec. 28, 1991
19	Shaquille O'Neal vs. Texas	Jan. 3, 1992
19	Shaquille O'Neal vs. Auburn	Jan. 8, 1992
19	Shaquille O'Neal vs. Arkansas State	Dec. 18, 1990
19	Shaquille O'Neal vs. Alabama	Feb. 17, 1991
19	Shaquille O'Neal vs. Florida	Feb. 27, 1991
19	Shaquille O'Neal vs. Texas	Jan. 2, 1990
18	Tasmin Mitchell vs. Southeastern Louisiana	Dec. 14, 2009
18	Glen Davis vs. Arkansas	Feb. 10, 2007
18	Glen Davis vs. Arkansas	Jan. 19, 2005
18	Geert Hammink vs. Ole Miss	March 6, 1993
18	Shaquille O'Neal vs. Alabama	Feb. 29, 1992
18	Shaquille O'Neal vs. Alabama	Jan. 16, 1991
18	Shaquille O'Neal vs. Mississippi State	Jan. 29, 1991
18	Stanley Roberts vs. Cal State Los Angeles	Dec. 8, 1989
18	Jose Vargas vs. Florida	Dec. 16, 1986
18	Durand Macklin vs. Villanova	Dec. 28, 1976
17	Tasmin Mitchell vs. Tennessee	Feb. 4, 2010
17	Glen Davis vs. Alabama	Jan. 9, 2007
17	Brandon Bass vs. Mississippi State	Feb. 16, 2005
17	Jaime Lloreda vs. Arkansas	Feb. 7, 2004
17	Jabari Smith vs. Texas Pan-American	Nov. 16, 1998
17	Geert Hammink vs. Tennessee	Feb. 20, 1993
17	Shaquille O'Neal vs. Tennessee	Jan. 29, 1992
17	Shaquille O'Neal vs. Kentucky	Jan. 5, 1991
17	Shaquille O'Neal vs. Georgia	Feb. 8, 1991
17	Ricky Blanton vs. Vanderbilt	Feb. 8, 1988
17	Leonard Mitchell vs. Chaminade	Nov. 25, 1982
17	Lionel Green vs. Colgate	Dec. 29, 1977
17	DeWayne Scales vs. Vanderbilt	Feb. 13, 1978
17	DeWayne Scales vs. Kentucky	Feb. 11, 1978

17	Greg Cook at Pacific	Dec. 20, 1986
17	Rick Mattick vs. Vanderbilt	Feb. 21, 1977
16	Justin Hamilton vs. Ole Miss	Jan. 7, 2012
16	Storm Warren vs. Northwestern State	Dec. 12, 2009
16	Storm Warren vs. Louisiana-Lafayette	Dec. 1, 2009
16	Glen Davis vs. Arkansas	Feb. 8, 2006
16	Glen Davis vs. New Orleans	Dec. 13, 2005
16	Jaime Lloreda vs. South Carolina	Jan. 24, 2004
16	Jaime Lloreda vs. Southern Miss	Dec. 20, 2003
16	Ronald Dupree vs. Nicholls	Dec. 30, 2001
16	Ronald Dupree vs. Campbell	Nov. 17, 2001
16	Ronald Dupree vs. Arkansas	Jan. 26, 2000
16	Shaquille O'Neal vs. Arkansas	Jan. 11, 1992
16	Shaquille O'Neal vs. Tennessee	March 13, 1992
16	Shaquille O'Neal vs. Chapman	Dec. 7, 1990
16	Shaquille O'Neal vs. Georgia	Jan. 7, 1991
16	Shaquille O'Neal vs. Kentucky	Feb. 5, 1991
16	Shaquille O'Neal vs. Connecticut	March 14, 1991
16	Stanley Roberts vs. Texas	Jan. 2, 1990
16	Ricky Blanton vs. Southern	Dec. 4, 1987
16	Leonard Mitchell vs. Washington	Dec. 1, 1983
16	Durand Macklin vs. Lamar	March 14, 1981
16	Durand Macklin vs. Mississippi State	Feb. 7, 1981
16	DeWayne Scales vs. Boston	Dec. 28, 1979
16	Durand Macklin vs. St. Francis	Nov. 24, 1978
16	Durand Macklin vs. Arkansas	Dec. 29, 1977
16	DeWayne Scales vs. Auburn	Feb. 20, 1978
16	DeWayne Scales vs. Kentucky	Jan. 14, 1978
16	Durand Macklin vs. Auburn	Jan. 29, 1977
16	Durand Macklin vs. Georgia	Jan. 17, 1977
15	Malcolm White vs. Tennessee-Martin	Nov. 18, 2010
15	Tasmin Mitchell vs. Cal State Fullerton	Dec. 2, 2008
15	Chris Johnson vs. Georgia	March 2, 2008
15	Chris Johnson vs. Ole Miss	Feb. 23, 2008
15	Glen Davis vs. Tennessee	March 8, 2007
15	Glen Davis vs. Florida	Feb. 11, 2006
15	Glen Davis vs. Kentucky	Feb. 25, 2006
15	Brandon Bass vs. Houston	Dec. 21, 2004
15	Jaime Lloreda vs. Arkansas	Jan. 6, 2004
15	Jaime Lloreda vs. South Carolina	March 14, 2003
15	Jaime Lloreda vs. Florida	Feb. 5, 2003
15	Ronald Dupree vs. Centenary	Jan. 17, 2001
15	Brian Beshara vs. Troy	Dec. 22, 1998
15	Jabari Smith vs. Alabama	Feb. 10, 1999
15	Geert Hammink vs. Mississippi State	Feb. 10, 1993
15	Jamie Brandon vs. South Carolina	Jan. 30, 1993
15	Shaquille O'Neal vs. Ole Miss	Feb. 25, 1992
15	Shaquille O'Neal vs. Florida	Feb. 5, 1992
15	Shaquille O'Neal vs. Ole Miss	Jan. 25, 1992
15	Shaquille O'Neal vs. Louisiana-Monroe	Nov. 22, 1991
15	Shaquille O'Neal vs. Southeastern Louisiana	Nov. 26, 1990
15	Stanley Roberts vs. Georgia Tech	March 17, 1990
15	Shaquille O'Neal vs. Florida	Feb. 27, 1990
15	Shaquille O'Neal vs. Vanderbilt	Feb. 18, 1990
15	Shaquille O'Neal vs. Georgia	Jan. 24, 1990
15	Shaquille O'Neal vs. Kentucky	Jan. 13, 1990
15	Vernel Singleton at Tennessee	Jan. 11, 1989
15	Nikita Wilson vs. BYU Hawaii	Dec. 31, 1986
15	Oliver Brown vs. Denison	Jan. 1, 1987
15	John Williams vs. UNC-Wilmington	Dec. 22, 1984
15	Steffond Johnson vs. Ole Miss	Feb. 12, 1984
15	Jerry Reynolds vs. Vanderbilt	Jan. 1, 1984
15	Howard Carter vs. Florida	Jan. 3, 1981
15	Durand Macklin vs. Tennessee	Feb. 21, 1981
15	Leonard Mitchell vs. Colgate	Nov. 28, 1980
15	DeWayne Scales vs. DePaul	Jan. 20, 1980
15	Lionel Green vs. Michigan State	March 16, 1979
15	Durand Macklin vs. Alabama	March 6, 1978
15	DeWayne Scales vs. Ole Miss	Feb. 25, 1978
15	DeWayne Scales vs. Tennessee	Feb. 5, 1978
15	DeWayne Scales vs. Oral Roberts	Dec. 1, 1978
15	Durand Macklin vs. Oral Roberts	Dec. 3, 1977
15	Greg Cook vs. Florida	Jan. 31, 1977
15	Greg Cook vs. Montana State	Dec. 27, 1976
15	Durand Macklin vs. Montana State	Dec. 27, 1976

15 Assists Club (8 by 3 players)

19	Kenny Higgs vs. Georgia	Jan. 17, 1977
18	Randy Livingston vs. George Mason	Dec. 3, 1994
18	Ethan Martin vs. Tulane	Dec. 6, 1980
18	Kenny Higgs vs. Tennessee	Jan. 15, 1977
17	Kenny Higgs vs. Mississippi State	Feb. 16, 1976
16	Kenny Higgs vs. Vanderbilt	Feb. 28, 1976
15	Randy Livingston vs. Troy	Dec. 6, 1994
15	Randy Livingston vs. McNeese State	Nov. 29, 1994

10 Assists Club (37 by 17 players)

14	Derrick Taylor vs. Kentucky	Feb. 27, 1982
13	Kenny Higgs vs. Niagara	Dec. 8, 1976
12	Torris Bright vs. McNeese State	Dec. 7, 2002
12	Randy Livingston vs. Maryland Baltimore County	Dec. 30, 1994
12	Randy Livingston vs. Georgia State	Dec. 28, 1994
12	Ethan Martin vs. Lamar	March 14, 1981
12	Ethan Martin vs. Alabama	March 6, 1978
11	Lamont Roland vs. New Orleans	Dec. 16, 2000
11	DeJuan Collins vs. New Orleans	Nov. 20, 1997
11	Randy Livingston vs. Auburn	Jan. 11, 1995
11	Randy Livingston vs. Florida	Jan. 3, 1995
11	Randy Devall vs. Louisiana-Monroe	Feb. 3, 1990
11	Don Redden vs. Florida	Jan. 23, 1985
11	Jerry Reynolds vs. UNC-Ashville	Dec. 22, 1984
11	Ethan Martin vs. DePaul	Jan. 20, 1980
11	Willie Sims vs. Auburn	Feb. 12, 1979
11	Ethan Martin vs. Army	Dec. 29, 1978
11	Ethan Martin vs. Tulane	Dec. 4, 1978
11	Kenny Higgs vs. Vanderbilt	Feb. 21, 1977
11	Kenny Higgs vs. Oklahoma City	Dec. 17, 1976
10	Garrett Temple vs. Troy	Nov. 30, 2008
10	Tack Minor vs. New Orleans	Nov. 24, 2004
10	Torris Bright vs. Mississippi State	Jan. 11, 2003
10	Torris Bright vs. Houston	Jan. 8, 2003
10	Torris Bright vs. Mercer	Nov. 25, 2001
10	Torris Bright vs. Alabama	Jan. 5, 2000
10	DeJuan Collins vs. Arkansas	Jan. 4, 1998
10	Randy Livingston vs. Alabama	Jan. 6, 1996
10	Maurice Williamson vs. Vanderbilt	Feb. 18, 1990
10	Dennis Brown vs. Ole Miss	Dec. 5, 1984
10	John Tudor vs. Auburn	Feb. 25, 1984
10	Ethan Martin vs. Wichita State	March 22, 1981
10	Ethan Martin vs. Kentucky	Jan. 19, 1981
10	Greg Cook vs. Kentucky	March 1, 1980
10	Ethan Martin vs. Georgia	Jan. 3, 1979
10	Ethan Martin vs. Georgia	Feb. 4, 1978
10	Ethan Martin vs. Mississippi State	Jan. 2, 1978

20-point, 20 rebound games (since 1973-74)

Jaime Lloreda	30-21, vs. McNeese State, 11/24/03
Geert Hammink	20-20, vs. Campbell, 12/16/92
Shaquille O'Neal	(5) Last: 30-20, vs. Auburn, 02/22/92
John Williams	20-20, vs. Florida, 03/06/86
Rudy Macklin	26-22, vs. Auburn, 01/16/80
Ed LeBlanc	20-21, vs. Tulane, 12/03/75

20-point, 15 rebound games (since 1973-74)

Justin Hamilton	23-16, vs. Ole Miss, 01/07/12
Tasmin Mitchell	24-18, vs. Southeastern Louisiana, 12/14/09
Storm Warren	21-16, vs. Northwestern State, 12/12/09
Glen Davis	(5) Last: 25-15, vs. Tennessee, 03/08/07
Brandon Davis	(2) Last: 21-17, vs. Mississippi State, 02/16/05
Jaime Lloreda	(2) Last: 21-15, vs. Florida, 03/14/03
Ronald Dupree	21-15, vs. Centenary, 01/17/01
Jabari Smith	30-15, vs. Alabama, 02/10/99
Misha Mutavdzic	25-19, vs. McNeese, 11/29/94
Jamie Brandon	21-15, vs. South Carolina, 01/30/93
Geert Hammink	(3) Last: 22-18, vs. Ole Miss, 03/06/93
Shaquille O'Neal	(24) Last: 28-18, vs. Alabama, 02/29/92
Stanley Roberts	(3) Last: 21-15, vs. Georgia Tech, 03/17/90
Ricky Blanton	(2) Last: 23-17, vs. Vanderbilt, 02/06/88
Jose Vargas	33-18, vs. Florida, 12/16/86
John Williams	(2) Last: 20-20, vs. Florida, 03/06/86
Steffond Johnson	20-15, vs. Ole Miss, 02/12/84
Leonard Mitchell	23-17, vs. Chaminade, 11/26/82

30 Pts./20 Rebs./10 Ast. Club

Howard Carter	25-15, vs. Florida, 01/03/81
DeWayne Scales	(2) Last: 26-15, vs. DePaul, 01/20/80
Rudy Macklin	(12) Last: 31-16, vs. Lamar, 03/14/81
Greg Cook	(2) Last: 20-18, vs. Alabama, 02/05/77
Glenn Hansen	(5) Last: 29-17, vs. Ole Miss, 03/08/75
Collis Temple	23-16, vs. Auburn, 01/26/74

20-point, 10-rebound games (since 1973-74)

2012-13	
Johnny O'Bryant III	(4) Last: 24-10, vs. Alabama, 02/23/13
Shavon Coleman	25-10, vs. McNeese, 11/13/12
2011-12	
Justin Hamilton	23-16, vs. Ole Miss, 01/07/12
2009-10	
Tasmin Mitchell	(4) Last: 26-10, vs. Mississippi State, 01/30/10
Storm Warren	(2) Last: 21-16, vs. Northwestern State, 12/12/09
2008-09	
Tasmin Mitchell	(3) Last: 20-13, vs. Arkansas, 02/18/09
2007-08	
Anthony Randolph	(3) Last: 20-10, vs. South Carolina, 02/27/08
Marcus Thornton	36-10, vs. Georgia, 03/02/08
2006-07	
Glen Davis	(10) Last: 25-15, vs. Tennessee, 03/08/07
Tasmin Mitchell	23-10, vs. Texas, 12/10/06
2005-06	
Glen Davis	(10) Last: 22-13, vs. Iona, 03/15/06
Tyrus Thomas	(3) Last: 21-13, vs. Texas, 03/25/06
2004-05	
Brandon Bass	(7) Last: 25-12, vs. UAB, 03/17/05
Glen Davis	(2) Last: 26-18, vs. Arkansas, 01/19/05
2003-04	
Jaime Lloreda	(4) Last: 22-11, vs. UAB, 12/27/03
Brandon Bass	22-10, vs. UAB, 12/27/03
2002-03	
Jaime Lloreda	(3) Last: 21-14, vs. Purdue, 03/24/03
Ronald Dupree	25-13, vs. Arkansas, 02/22/03
2001-02	
Collis Temple III	(3) Last: 20-11, vs. Louisiana-Lafayette, 12/04/01
Ronald Dupree	(3) Last: 22-13, vs. Kentucky, 02/09/02
Torris Bright	25-10, vs. Ball State, 03/19/02
2000-01	
Ronald Dupree	(5) Last: 22-10, vs. Arkansas, 03/09/01
Collis Temple III	20-10, vs. Nicholls State, 12/22/00
1998-99	
Jabari Smith	(3) Last: 30-15, vs. Alabama, 02/10/99
Brian Beshara	24-13, vs. Belmont, 12/29/98
1996-97	
Duane Spencer	(2) Last: 26-13, vs. Auburn, 02/08/97
1995-96	
Roman Rubchenko	29-10, vs. Dayton, 11/26/95
Misha Mutavdzic	22-12, vs. Jackson State, 12/22/95
Ronnie Henderson	30-10, vs. Auburn, 01/21/96
1994-95	
Misha Mutavdzic	(2) Last: 25-19, vs. McNeese State, 11/29/94
Ronnie Henderson	34-10, vs. Troy, 12/06/94
Clarence Ceasar	20-13, vs. Vanderbilt, 01/28/95
Roman Rubchenko	20-11, vs. South Carolina, 03/01/95
1993-94	
Clarence Ceasar	(3) Last: 33-12, vs. Arkansas, 03/02/94
Jaime Brandon	21-11, vs. McNeese State, 12/16/93
1992-93	
Geert Hammink	(6) Last: 22-18, vs. Ole Miss, 03/06/93
Jaime Brandon	(3) Last: 24-11, vs. Texas, 02/07/93
Sean Gipson	23-10, vs. McNeese State, 12/01/92

1991-92	
Shaquille O'Neal	(22) Last: 36-12, vs. Indiana, 03/21/92
1990-91	
Shaquille O'Neal	(19) Last: 27-16, vs. Connecticut, 03/14/91
Vernel Singleton	(2) Last: 25-10, vs. Nicholls State, 12/29/90
Geert Hammink	20-10, vs. Mississippi State, 03/02/91
1989-90	
Stanley Roberts	(6) Last: 21-15, vs. Georgia Tech, 03/17/90
Shaquille O'Neal	(5) Last: 20-14, vs. Ole Miss, 03/03/90
1988-89	
Ricky Blanton	(5) Last: 21-10, vs. Florida, 03/01/89
Vernel Singleton	(2) Last: 21-12, vs. Georgia, 02/20/89
Wayne Sims	20-10, vs. Oral Roberts, 11/30/88
1987-88	
Jose Vargas	(5) Last: 28-10, vs. Tennessee, 02/13/88
Ricky Blanton	(5) Last: 27-10, vs. Florida, 03/06/88
Wayne Sims	25-12, vs. Vanderbilt, 02/06/88
1986-87	
Jose Vargas	33-18, vs. Florida, 12/16/86
Anthony Wilson	22-10, vs. BYU-Hawaii, 12/31/86
Bernard Woodside	26-10, vs. Denison, 01/01/87
Nikita Wilson	24-10, vs. Tennessee, 01/08/87
1985-86	
John Williams	(9) Last: 28-10, vs. Kentucky, 03/07/86
Don Redden	(2) Last: 31-10, vs. Hawaii Pacific, 12/01/85
1984-85	
John Williams	(2) Last: 29-15, vs. UNC-Wilmington, 12/22/84
Nikita Wilson	(3) Last: 22-10, vs. Auburn, 02/27/85
Jose Vargas	22-10, vs. Loyola (Ill.), 11/28/84
Jerry Reynolds	20-10, vs. Vanderbilt, 01/19/85
1983-84	
Jerry Reynolds	(5) Last: 21-10, vs. Florida, 02/27/84
Steffond Johnson	20-15, vs. Ole Miss, 02/12/84
1982-83	
Leonard Mitchell	(2) Last: 25-13, vs. Mississippi State, 02/21/83
Howard Carter	20-14, vs. Alabama, 02/19/83
Jerry Reynolds	20-14, vs. Loyola (Ill.), 12/06/82
1981-82	
Derrick Taylor	23-10, vs. UCLA, 12/23/81
Tyrone Black	23-11, vs. Houston, 12/29/81
1980-81	
Rudy Macklin	(8) Last: 21-10, vs. Wichita State, 03/22/81
Howard Carter	25-15, vs. Florida, 01/03/81
Leonard Mitchell	27-12, vs. Florida, 03/03/81
1979-80	
Rudy Macklin	(6) Last: 31-19, vs. Alcorn State, 03/09/80
DeWayne Scales	(6) Last: 27-11, vs. Alabama, 02/28/80
1978-79	
DeWayne Scales	(3) Last: 22-11, vs. Alabama, 01/10/79
Rudy Macklin	25-16, vs. St. Francis, 11/24/78
1977-78	
Rudy Macklin	(10) Last: 25-15, vs. Alabama, 03/06/78
1976-77	
Rudy Macklin	(6) Last: 25-14, vs. Vanderbilt, 02/21/77
Greg Cook	(3) Last: 24-12, vs. Auburn, 02/26/77
1975-76	
Floyd Bailey	(4) Last: 23-13, vs. Alabama, 02/14/76
Ed LeBlanc	(2) Last: 23-12, vs. Georgia, 02/21/76
1974-75	
Glenn Hansen	(7) Last: 29-17, vs. Ole Miss, 03/08/75
Ed LeBlanc	(3) Last: 24-14, vs. St. Peter's, 12/27/74
Floyd Bailey	20-11, vs. Alabama, 01/18/75
1973-74	
Glenn Hansen	(6) Last: 24-14, vs. Ole Miss, 03/04/74
Collis Temple	(5) Last: 20-14, vs. Tennessee, 03/02/74



Pete Maravich



Rudy Macklin



Ricky Blanton

Team Single Game

MOST POINTS SCORED

99 - vs. Tennessee, 03/13/92, Birmingham, Ala.
 95 - vs. Florida, 02/28/80, Birmingham, Ala.
 92 - vs. Vanderbilt, 03/10/06, Nashville, Tenn.
 89 - vs. Auburn, 03/11/05, Atlanta, Ga.
 89 - vs. Georgia, 03/07/87, Atlanta, Ga.
 89 - vs. Ole Miss, 03/12/93, Lexington, Ky.

MOST POINTS ALLOWED

97 - by Florida, 03/04/99, Atlanta, Ga.
 95 - by Tennessee, 03/10/89, Knoxville, Tenn.
 92 - by Auburn, 03/08/91, Nashville, Tenn.

FEWEST POINTS SCORED

49 - vs. Tennessee, 03/11/10, Nashville, Tenn.
 50 - vs. Vanderbilt, 03/10/11, Atlanta, Ga.
 51 - vs. Kentucky, 03/09/12, New Orleans, La.
 51 - vs. Mississippi State, 03/09/02, Atlanta, Ga.

FEWEST POINTS ALLOWED

54 - by Arkansas, 03/08/12, New Orleans, La.
 54 - by Mississippi State, 03/05/87, Atlanta, Ga.
 56 - by Arkansas, 03/13/03, New Orleans, La.

FIELD GOAL ATTEMPTS

80 - vs. Georgia, 03/10/94, Memphis, Tenn.
 80 - vs. Tennessee, 03/10/89, Knoxville, Tenn.
 79 - vs. Kentucky, 03/02/79, Birmingham, Ala.

FIELD GOALS MADE

39 - vs. Florida, 02/28/80, Birmingham, Ala.
 33 - three occasions

FIELD GOAL PERCENTAGE

.609 - vs. Florida, 02/28/80, Birmingham, Ala.
 .596 - vs. Ole Miss, 03/12/93, Lexington, Ky.
 .567 - vs. Vanderbilt, 03/10/06, Nashville, Tenn.

FREE THROW ATTEMPTS

42 - vs. Georgia, 03/07/87, Atlanta, Ga.
 42 - vs. Tennessee, 03/13/92, Birmingham, Ala.
 39 - vs. Florida, 03/05/81, Birmingham, Ala.

FREE THROWS MADE

31 - vs. Tennessee, 03/13/92, Birmingham, Ala.
 29 - vs. Georgia, 03/07/87, Atlanta, Ga.
 28 - vs. Vanderbilt, 03/11/88, Baton Rouge, La.

FREE THROW PERCENTAGE

1.000 - vs. Tennessee, 03/11/83, Birmingham, Ala.
 1.000 - vs. Kentucky, 03/07/86, Lexington, Ky.
 .903 - vs. Vanderbilt, 03/11/88, Baton Rouge, La.

THREE-POINT FIELD GOAL ATTEMPTS

30 - vs. Vanderbilt, 03/10/00, Atlanta, Ga.
 29 - vs. Georgia, 03/10/94, Memphis, Tenn.
 26 - vs. S. Carolina, 03/07/96, New Orleans, La.

THREE-POINT FIELD GOALS MADE

10 - vs. Vanderbilt, 03/10/00, Atlanta, Ga.
 10 - vs. Arkansas, 03/13/03, New Orleans, La.
 9 - vs. Kentucky, 03/14/93, Lexington, Ky.
 9 - vs. Georgia, 03/14/13, Nashville, Tenn.
 9 - vs. Florida, 03/15/13, Nashville, Tenn.

THREE-POINT FIELD GOAL PERCENTAGE

.800 - (4-5) vs. Mississippi State, 03/05/87, Atlanta, Ga.
 .600 - (6-10) vs. Georgia, 03/07/87, Atlanta, Ga.
 .583 - (7-12) vs. Georgia, 03/08/02, Atlanta, Ga.

REBOUNDS

49 - vs. Mississippi State, 03/14/09, Tampa, Fla.
 47 - vs. Tennessee, 03/13/92, Birmingham, Ala.
 46 - vs. Florida, 03/06/86, Lexington, Ky.

ASSISTS

22 - vs. Ole Miss, 03/12/93, Lexington, Ky.
 21 - vs. Kentucky, 03/01/80, Birmingham, Ala.
 17 - two occasions

PERSONAL FOULS

31 - vs. Georgia, 03/10/94, Memphis, Tenn.
 29 - vs. Kentucky, 03/02/79, Birmingham, Ala.
 29 - vs. Florida, 03/04/99, Atlanta, Ga.

VICTORY MARGINS

31 - vs. Auburn, 03/11/05, Atlanta, Ga.
 29 - vs. Arkansas, 03/13/03, New Orleans, La.
 19 - vs. Vanderbilt, 03/10/06, Nashville, Tenn.
 19 - vs. Ole Miss, 03/12/93, Lexington, Ky.

DEFEAT MARGINS

24 - vs. Vanderbilt, 03/09/95, Atlanta, Ga.
 22 - vs. Florida, 03/15/13, Nashville, Tenn.
 22 - vs. Florida, 03/04/99, Atlanta, Ga.
 21 - vs. Georgia, 03/06/97, Memphis, Tenn.
 21 - vs. South Carolina, 03/12-04, Atlanta, Ga.

Individual Single Game

MOST POINTS

37 - Chris Jackson, vs. Tennessee, 03/10/89, Knoxville, Tenn.
 31 - Anthony Wilson, vs. Georgia, 03/07/87, Atlanta, Ga.
 30 - Ricky Blanton, vs. Vanderbilt, 03/11/88, Baton Rouge, La.

FIELD GOAL ATTEMPTS

36 - Chris Jackson, vs. Tennessee, 03/10/89, Knoxville, Tenn.
 21 - John Williams, vs. Kentucky, 03/07/86, Lexington, Ky.
 20 - three occasions

FIELD GOALS MADE

15 - Chris Jackson, vs. Tennessee, 03/10/89, Knoxville, Tenn.
 13 - DeWayne Scales, vs. Kentucky, 03/01/80, Birmingham, Ala.
 12 - John Williams, vs. Kentucky, 03/07/86, Lexington, Ky.

FIELD GOAL PERCENTAGE (MIN 6 ATTEMPTS)

.875 - (7-8) Collis Temple III, vs. Vanderbilt, 03/10/00, Atlanta, Ga.
 .857 - (6-7) Brad Bridgewater, vs. Georgia, 03/08/02, Atlanta, Ga.
 .833 - (5-6) Justin Hamilton, vs. Arkansas, 03/08/12, New Orleans, La.
 .833 - (5-6) Shawn Griggs, vs. Auburn, 03/08/91, Nashville, Tenn.
 .833 - (5-6) Greg Cook, vs. Florida, 03/05/81, Birmingham, Ala.

FREE THROWS ATTEMPTED

17 - Johnny O'Bryant III vs. Georgia, 03/14/13, Nashville, Tenn.
 17 - Johnny O'Bryant III vs. Arkansas, 03/8/12, New Orleans, La.
 17 - Glen Davis, vs. Tennessee, 03/08/07, Atlanta, Ga.
 15 - Nikita Wilson, vs. Georgia, 03/07/87, Atlanta, Ga.
 12 - Antonio Hudson, vs. Georgia, 03/08/02, Atlanta, Ga.
 12 - Leonard Mitchell, vs. Florida, 03/05/81, Birmingham, Ala.

FREE THROWS MADE

14 - Nikita Wilson, vs. Georgia, 03/07/87, Atlanta, Ga.
 13 - Glen Davis, vs. Tennessee, 03/08/07, Atlanta, Ga.
 11 - Antonio Hudson, vs. Georgia, 03/08/02, Atlanta, Ga.

FREE THROW PERCENTAGE (MIN. 8 ATTEMPTS)

1.000 - (10-10) Ricky Blanton, vs. Vanderbilt, 03/11/88, Baton Rouge, La.
 .933 - (14-15) Nikita Wilson, vs. Georgia, 03/07/87, Atlanta, Ga.
 .900 - (9-10) Duane Spencer, vs. South Carolina, 03/07/96, New Orleans, La.

THREE-POINT FIELD GOAL ATTEMPTS

12 - Chris Jackson, vs. Tennessee, 03/10/89, Knoxville, Tenn.
 10 - Darryl Joe, vs. Kentucky, 03/12/88, Baton Rouge, La.
 10 - Maurice Carter, vs. South Carolina, 03/07/96, New Orleans, La.
 10 - Marcus Thornton, vs. South Carolina, 03/13/08, Atlanta, Ga.

THREE-POINT FIELD GOALS MADE

6 - Collis Temple III, vs. Vanderbilt, 03/10/00, Atlanta, Ga.
 5 - Antonio Hudson, vs. Auburn, 03/11/05, Atlanta, Ga.
 5 - Antonio Hudson, vs. South Carolina, 03/12/04, Atlanta, Ga.
 5 - Anthony Wilson, vs. Georgia, 03/07/87, Atlanta, Ga.

THREE-POINT FIELD GOAL PERCENTAGE (MIN. 4 MADE)

.857 - (6-7) Collis Temple III, vs. Vanderbilt, 03/10/00, Atlanta, Ga.
 .833 - (5-6) Anthony Wilson, vs. Georgia, 03/07/87, Atlanta, Ga.
 .800 - (4-5) Shavon Coleman, vs. Georgia, 03/14/13, Nashville, Tenn.
 .800 - (4-5) Justin Anderson, vs. Kentucky, 03/14/92, Birmingham, Ala.

REBOUNDS

20 - John Williams, vs. Florida, 03/06/86, Lexington, Ky.
 16 - Geert Hammink, vs. Kentucky, 03/14/93, Lexington, Ky.
 16 - Shaquille O'Neal, vs. Tennessee, 03/13/92, Birmingham, Ala.

ASSISTS

10 - Greg Cook, vs. Kentucky, 03/01/80, Birmingham, Ala.
 9 - Bernard Woodside, vs. Kentucky, 03/12/88, Baton Rouge, La.
 7 - four occasions

BLOCKS

7 - Shaquille O'Neal, vs. Auburn, 03/09/90, Orlando, Fla.
 5 - Garrett Temple, vs. Tennessee, 03/08/07, Atlanta, Ga.
 4 - Vernel Singleton, vs. Auburn, 03/09/90, Orlando, Fla.
 4 - Jaime Lloreda, vs. Florida, 03/14/03, New Orleans, La.
 4 - Jaime Lloreda, vs. Mississippi State, 03/15/03, New Orleans, La.

STEALS

6 - Vernel Singleton, vs. Tennessee, 03/10/89, Knoxville, Tenn.
 5 - Anthony Hickey, vs. Kentucky, 03/09/12, New Orleans, La.
 5 - Jermaine Williams, vs. Vanderbilt, 03/07/02, Atlanta, Ga.
 5 - Jamie Brandon, vs. Kentucky, 03/14/92, Birmingham, Ala.
 5 - Darryl Joe, vs. Florida, 03/06/87, Atlanta, Ga.

Team Single Game

MOST POINTS

100 - vs. Lamar, 03/14/81, Austin, Texas
 98 - vs. Alcorn State, 03/09/80, Denton, Texas
 96 - vs. Wichita State, 03/22/81, New Orleans, La.

MOST POINTS ALLOWED

94 - by Georgia Tech, 03/17/90, Knoxville, Tenn.
 88 - three occasions

FIELD GOAL ATTEMPTS

78 - vs. Purdue, 03/13/86, Baton Rouge, La.
 77 - vs. Georgia Tech, 03/17/90, Knoxville, Tenn.
 75 - three occasions

FIELD GOALS MADE

45 - vs. Lamar, 03/14/81, Austin, Texas
 41 - vs. Alcorn State, 03/09/80, Denton, Texas
 39 - vs. Wichita State, 03/22/81, New Orleans, La.

FIELD GOAL PERCENTAGE

.639 (39-61) vs. Wichita State, 03/22/81, New Orleans, La.
 .608 (45-74) vs. Lamar, 03/14-81, Austin, Texas
 .555 (24-44) vs. Temple, 03/15/87, Rosemont, Ill.

FREE THROW ATTEMPTS

42 - vs. Indiana, 03/17/53, Kansas City, Mo.
 34 - vs. Holy Cross, 03/14/53, Raleigh, N. C.
 28 - vs. Memphis, 03/15/86, Baton Rouge, La.
 28 - vs. UCLA, 04/01/06, Indianapolis, Ind.

FREE THROW MADE

23 - vs. Indiana, 03/17/53, Kansas City, Mo.
 21 - two occasions

FREE THROW PCT.

.923 (12-13) - vs. Indiana, 03/21/92, Boise, Id.
 .875 (7-8) - vs. UTEP, 03/17/89, Tucson, Ariz.
 .833 (15-18) - vs. Washington, 03/18/53, Kansas City, Mo.

THREE-POINT FIELD GOAL ATTEMPTS

31 - vs. UAB, 03/17/05, Boise, Idaho
 26 - vs. Purdue, 03/21/03, Birmingham, Ala.
 23 - vs. Indiana, 03/21/92, Boise, Idaho

THREE-POINT FIELD GOALS MADE

9 - vs. Georgia Tech, 03/13/87, Rosemont, Ill.
 7 - two occasions

THREE-POINT FIELD GOAL PERCENTAGE

.588 (9-17) - vs. Georgia Tech, 03/13/87, Rosemont, Ill.
 .500 (5-10) - vs. Iona, 03/15/06, Jacksonville, Fla.
 .500 (5-10) - vs. Temple, 03/15/87, Rosemont, Ill.
 .500 (4-8) - vs. Villanova, 03/15/90, Knoxville, Tenn.

REBOUNDS

51 - vs. Georgia Tech, 03/17/90, Knoxville, Tenn.
 47 - vs. Villanova, 03/15/90, Knoxville, Tenn.
 45 - four occasions

ASSISTS

29 - vs. Lamar, 03/14/81, Austin, Texas
 23 - vs. Georgia Tech, 03/13/87, Rosemont, Ill.
 23 - vs. BYU, 03/19/92, Boise, Idaho

PERSONAL FOULS

32 - vs. Louisville, 03/16/80, Houston, Texas
 32 - vs. Navy, 03/15/85, Dayton, Ohio
 30 - vs. Virginia, 03/30/81, Philadelphia, Pa.

VICTORY MARGIN

22 - vs. Lamar, 03/14/81, Austin, Texas
 16 - vs. Iona, 03/15/06, Jacksonville, Fla.
 16 - vs. Arkansas, 03/20/81, New Orleans, La.
 13 - vs. Lebanon Valley, 03/13/53, Raleigh, N.C.

DEFEAT MARGIN

24 - vs. Purdue, 03/21/03, Birmingham, Ala.
 23 - vs. Navy, 03/15/85, Dayton, Ohio
 20 - vs. Louisville, 03/16/80, Houston, Texas
 19 - vs. Washington, 03/18/53, Kansas City

Individual Single Game

MOST POINTS

36 - Bob Pettit, vs. Washington, 03/18/53, Kansas City, Mo.
 36 - Shaquille O'Neal, vs. Indiana, 03/21/92, Boise, Idaho
 31 - Durand Macklin, two occasions
 30 - Marcus Thornton, vs. Butler, 03/19/98, Greensboro, N.C.

FIELD GOAL ATTEMPTS

22 - three occasions

FIELD GOALS MADE

14 - Bob Pettit, vs. Washington, 03/18/53, Kansas City, Mo.
 13 - three occasions

FIELD GOAL PCT. (MIN. 10 ATTEMPTS)

.800 (8-10) - Brandon Bass, vs. UAB, 03/17/05, Boise, Idaho
 .800 (8-10) - Jordy Hultberg, vs. Louisville, 03/16/80, Houston, Texas
 .800 (8-10) - Nikita Wilson, vs. Temple, 03/05/87, Rosemont, Ill.

FREE THROW ATTEMPTS

13 - Glen Davis, vs. Duke, 03/23/06, Atlanta, Ga.
 12 - Brandon Bass, vs. UAB, 03/17/05, Boise, Idaho
 12 - Shaquille O'Neal vs. Indiana, 03/21/92, Boise, Idaho
 11 - Don Redden vs. Memphis, 03/15/86, Baton Rouge, La.
 10 - Don Redden vs. Georgia Tech, 03/20/86, Atlanta, Ga.

FREE THROWS MADE

12 - Shaquille O'Neal, vs. Indiana, 03/21/92, Boise, Idaho
 9 - Brandon Bass, vs. UAB, 03/17/05, Boise, Idaho
 9 - Bob Pettit, vs. Indiana, 03/17/53, Kansas City, Mo.
 8 - Bob Pettit, vs. Washington, 03/18/53, Kansas City, Mo.
 8 - Glen Davis, vs. Duke, 03/23/06, Atlanta, Ga.
 8 - Glen Davis, vs. Iona, 03/15/06, Jacksonville, Fla.

FREE THROW PERCENTAGE (MIN. 8 ATTEMPTS)

1.000 (12-12) - Shaquille O'Neal, vs. Indiana, 03/21/92, Boise, Idaho
 .875 (7-8) - Anthony Wilson, vs. Purdue, 03/13/86, Baton Rouge, La.
 .875 (7-8) - John Williams, vs. Memphis, 03/15/86, Baton Rouge, La.
 .875 (7-8) - Marcus Thornton, vs. Butler, 03/19/09, Greensboro, N.C.

THREE POINT FIELD GOAL ATTEMPTS

11 - Marcus Thornton, vs. North Carolina, 03/21/09, Greensboro, N.C.
 10 - Antonio Hudson, vs. UAB, 03/17/05, Boise, Idaho
 9 - Anthony Wilson, vs. DePaul, 03/20/87, vs. Indiana, 03/22/87, Cincinnati, Ohio
 9 - Darryl Joe, vs. Georgia Tech, 03/13/87, Rosemont, Ill.

THREE-POINT FIELD GOALS MADE

7 - Darryl Joe, vs. Georgia Tech, 03/13-87, Rosemont, Ill.
 5 - Marcus Thornton, vs. North Carolina, 03/21/09, Greensboro, N.C.
 3 - Maurice Williamson twice, Anthony Wilson, Jamie Brandon, Torris Bright, Tack Minor, Darrel Mitchell once

THREE-POINT FIELD GOAL PERCENTAGE (MIN. 5 ATTEMPTS)

.778 (7-9) - Darryl Joe, vs. Georgia Tech, 03/13/87, Rosemont, Ill.
 .600 (3-5) - Anthony Wilson, vs. Temple, 03/15/87, Rosemont, Ill.

REBOUNDS

19 - Durand Macklin, vs. Alcorn State, 03/09/80, Denton, Texas
 16 - Durand Macklin, vs. Lamar, 03/14/81, Austin, Texas
 16 - Lionel Green, vs. Appalachian State, 03/10/79, Bloomington, Ind.

ASSISTS

12 - Ethan Martin, vs. Lamar, 03/14/81, Austin, Texas
 10 - Ethan Martin, vs. Wichita State, 03/22/81, New Orleans, La.
 9 - Darryl Joe, vs. Georgia Tech, 03/13/87, Rosemont, Ill.

BLOCKS

11 - Shaquille O'Neal, vs. BYU, 03/19/92, Boise, Idaho
 6 - Stromile Swift, vs. Southeast Missouri State, 03/16/00, Salt Lake City, Utah
 6 - Glen Davis, vs. Iona, 03/15/06, Jacksonville, Fla.

STEALS

6 - Clarence Ceasar, vs. BYU, 03/19/92, Boise, Idaho
 5 - Derrick Taylor twice, Darryl Joe once
 4 - Marcus Thornton, vs. Butler, 03/19/09, Greensboro, N.C.

Team Single Game

MOST POINTS

97 - vs. Oklahoma, 03/17/70, New York City
 94 - vs. New Orleans, 03/16/83, Baton Rouge, La.
 79 - vs. Marquette, 03/19/70, New York City

MOST POINTS ALLOWED

101 - by Marquette, 03/19/70, New York City
 99 - by New Orleans, 03/16/83, Baton Rouge, La.
 96 - by Oregon, 03/13/12, Eugene, Ore.
 94 - by Oklahoma, 03/17/70, New York City

FIELD GOAL ATTEMPTS

80 - vs. Tulane, 03/12/82, Baton Rouge, La.
 74 - vs. New Orleans, 03/16/83, Baton Rouge, La.
 66 - vs. Oklahoma, 03/17/70, New York City

FIELD GOALS MADE

38 - vs. New Orleans, 03/16/83, Baton Rouge, La.
 34 - vs. Oklahoma, 03/17/70, New York City
 31 - vs. Tulane, 03/12/82, Baton Rouge, La.

FIELD GOAL PERCENTAGE

.515 (34-66) - vs. Oklahoma, 03/17/70, New York City
 .514 (38-74) - vs. New Orleans, 03/16/83, Baton Rouge, La.
 .484 (30-62) - vs. Georgetown, 03/15/70, New York City

FREE THROW ATTEMPTS

37 - vs. Georgetown, 03/15/70, New York City
 37 - vs. Oklahoma, 03/17/70, New York City
 36 - vs. Marquette, 03/19/70, New York City

FREE THROWS MADE

29 - vs. Oklahoma, 03/17/70, New York City
 27 - vs. Marquette, 03/19/70, New York City
 23 - vs. Georgetown, 03/15/70, New York City

FREE THROW PERCENTAGE

.846 (22-26) vs. Army, 03/20/70, New York City
 .833 (10-12) vs. Tulane, 03/12/82, Baton Rouge, La.
 .783 (29-37) vs. Oklahoma, 03/17/70, New York City

THREE-POINT FIELD GOAL ATTEMPTS

21 - vs. Oklahoma, 03/17/04, Norman, Okla.
 17 - vs. Ball State, 03/19/02, Baton Rouge, La.
 14 - vs. Iowa, 03/13/02, Iowa City, Iowa

THREE-POINT FIELD GOALS MADE

7 - vs. Oregon, 03/13/12, Eugene, Ore.
 7 - vs. Oklahoma, 03/17/04, Norman, Okla.
 4 - vs. Iowa, 03/13/02, Iowa City, Iowa
 4 - vs. Ball State, 03/19/02, Baton Rouge, La.

THREE-POINT FIELD GOAL PERCENTAGE

.368 (7-19) - vs. Oregon, 03/13/12, Eugene, Ore.
 .333 (7-21) - vs. Oklahoma, 03/17/04, Norman, Okla.
 .286 (4-14) - vs. Iowa, 03/13/02, Iowa City, Iowa

REBOUNDS

60 - vs. Oklahoma, 03/17/70, New York City
 56 - vs. Georgetown, 03/15/70, New York City
 51 - vs. Army, 03/20/70, New York City

ASSISTS

19 - vs. New Orleans, 03/16/83, Baton Rouge, La.
 18 - vs. Oregon, 03/13/12, Eugene, Ore.
 15 - vs. Ball State, 03/19/02, Baton Rouge, La.

PERSONAL FOULS

31 - vs. Tulane, 03/12/82, Baton Rouge, La.
 30 - vs. Marquette, 03/19/70, New York City
 28 - vs. New Orleans, 03/16/83, Baton Rouge, La.

VICTORY MARGIN

3 - vs. Oklahoma, 03/17/70, New York City
 2 - vs. Iowa, 03/13/02, Iowa City, Iowa
 1 - vs. Georgetown, 03/15/70, New York City

DEFEAT MARGIN

22 - vs. Marquette, 03/19/70, New York City
 20 - vs. Oregon, 03/13/12, Eugene, Ore.
 11 - vs. Tulane, 03/12/82, Baton Rouge, La.

Individual Single Game

MOST POINTS

37 - Pete Maravich, vs. Oklahoma, 03/17/70, New York City
 30 - Danny Hester, vs. Georgetown, 03/15/70, New York City
 25 - Torris Bright, vs. Ball State, 03/19/02, Baton Rouge, La.

FIELD GOAL ATTEMPTS

33 - Pete Maravich, vs. Oklahoma, 03/17/70, New York City
 20 - Howard Carter, vs. New Orleans, 03/16/83, Baton Rouge, La.
 18 - three times

FIELD GOALS MADE

14 - Pete Maravich, vs. Oklahoma, 03/17/70, New York City
 12 - Danny Hester, vs. Georgetown, 03/15/70, New York City
 10 - Johnny Jones, vs. Tulane, 03/12/82, Baton Rouge, La.

FREE THROW ATTEMPTS

16 - Pete Maravich, vs. Marquette, 03/19/70, New York City
 13 - Pete Maravich, vs. Oklahoma, 03/17/70, New York City
 12 - twice

FREE THROWS MADE

12 - Pete Maravich, vs. Marquette, 03/19/70, New York City
 9 - Pete Maravich, vs. Oklahoma, 03/17/70, New York City
 9 - Justin Hamilton, vs. Oregon, 03/13/12, Eugene, Ore.
 8 - three times

FREE THROW PERCENTAGE (MIN. 8 ATTEMPTS)

100.0 (9-9) - Justin Hamilton, vs. Oregon, 03/13/12, Eugene, Ore.
 100.0 (8-8) - Jermaine Williams, vs. Iowa, 03/13/02, Iowa City, Iowa
 100.0 (8-8) - Torris Bright vs. Ball State, 03/19/02, Baton Rouge, La.

THREE-POINT FIELD GOAL ATTEMPTS

9 - Torris Bright, vs. Ball State, 03/19/02, Baton Rouge, La.
 7 - Antonio Hudson, vs. Oklahoma, 03/17/04, Norman, Okla.
 7 - Torris Bright, vs. Iowa, 03/13/02, Iowa City, Iowa
 5 - Antonio Hudson, vs. Ball State, 03/19/02, Baton Rouge, La.

THREE-POINT FIELD GOALS MADE

4 - Ralston Turner, vs. Oregon, 03/13/12, Eugene, Ore.
 3 - Tack Minor, vs. Oklahoma, 03/17/04, Norman, Okla.
 3 - Torris Bright, vs. Iowa, 03/13/02, Iowa City, Iowa
 3 - Torris Bright, vs. Ball State, 03/19/02, Baton Rouge, La.

THREE-POINT FIELD GOAL PERCENTAGE (MIN. 5 ATTEMPTS)

.571 (4-7) - Ralston Turner, vs. Oregon, 03/13/12, Eugene, Ore.
 .429 (3-7) - Torris Bright, vs. Iowa, 03/13/02, Iowa City, Iowa
 .333 (2-6) - Darrel Mitchell, vs. Oklahoma, 03/17/04, Norman, Okla.
 .333 (3-9) - Torris Bright, vs. Ball State, 03/19/02, Baton Rouge, La.

REBOUNDS

19 - Apple Sanders, vs. Oklahoma, 03/17/70, New York City
 17 - Apple Sanders, vs. Georgetown, 03/15/70, New York City
 14 - Bill Newton, vs. Oklahoma, 03/17/70, New York City

ASSISTS

9 - Pete Maravich vs. Oklahoma, 03/17/70, New York City
 8 - Jermaine Williams vs. Ball State, 03/19/02, Baton Rouge, La.
 7 - John Tudor vs. New Orleans, 03/16/83, Baton Rouge, La.

BLOCKS

2 - Ronald Dupree, vs. Ball State, 03/19/02, Baton Rouge, La.

STEALS

6 - Jerry Reynolds, vs. New Orleans, 03/16/83, Baton Rouge, La.
 6 - Johnny Jones, vs. New Orleans, 03/16/83, Baton Rouge, La.
 4 - Jermaine Williams, vs. Ball State, 03/19/02, Baton Rouge, La.

Yearly Records/Milestones

SEASON	OVERALL			CONFERENCE			COACH
	W	L	PCT.	W	L	PCT.	
1908-09	5	2	.714	2	0	1.000	E. R. Wingard
1909-10	3	1	.750	2	0	1.000	J. W. Mayhew
1910-11	8	3	.727	0	1	.000	J. W. Mayhew
1911-12	4	6	.400	2	3	.400	F. M. Long
1912-13	2	3	.400	1	3	.250	F. M. Long
1913-14	7	5	.538	0	4	.000	Dr. C. C. Stroud
1914-15	10	1	.909	3	1	.750	Dr. C. C. Stroud
1915-16	14	10	.583	6	7	.462	Dr. C. C. Stroud
1916-17	20	2	.909	11	0	1.000	Dr. C. C. Stroud
1917-18	12	1	.923	3	0	1.000	Dr. C. C. Stroud
1918-19	1	0	1.000	0	0	.000	R. E. Edmonds
1919-20	19	2	.905	8	2	.800	Dr. C. C. Stroud
1920-21	19	4	.826	5	2	.714	Branch Bocock
1921-22	15	1	.938	3	1	.750	Tad Gormley
1922-23	10	10	.500	0	7	.000	Tad Gormley
1923-24	8	12	.400	0	7	.000	"Moon" Ducote
1924-25	10	7	.588	1	5	.167	"Gob" Wilson
1925-26	9	9	.500	4	5	.444	Harry Rabenhorst
1926-27	7	9	.438	3	5	.375	Harry Rabenhorst
1927-28	14	4	.778	8	4	.667	Harry Rabenhorst
1928-29	8	13	.381	5	10	.333	Harry Rabenhorst
1929-30	10	11	.476	6	8	.429	Harry Rabenhorst
1930-31	7	8	.467	4	5	.444	Harry Rabenhorst
1931-32	11	9	.550	9	9	.500	Harry Rabenhorst
1932-33	15	8	.652	13	7	.650	Harry Rabenhorst
1933-34	13	4	.765	13	3	.813	Harry Rabenhorst
1934-35	14	1	.933	12	0	1.000	Harry Rabenhorst
1935-36	10	10	.500	9	6	.600	Harry Rabenhorst
1936-37	13	7	.650	7	6	.539	Harry Rabenhorst
1937-38	10	10	.500	7	6	.539	Harry Rabenhorst
1938-39	13	7	.650	10	5	.667	Harry Rabenhorst
1939-40	10	8	.556	8	4	.667	Harry Rabenhorst
1940-41	9	9	.500	7	5	.583	Harry Rabenhorst
1941-42	8	7	.533	8	3	.727	Harry Rabenhorst
1942-43	18	4	.818	11	2	.846	Dale Morey
1943-44	10	15	.400	0	4	.000	Dale Morey
1944-45	15	9	.625	3	3	.500	Fatherree-Swanson
1945-46	18	3	.857	8	0	1.000	Harry Rabenhorst
1946-47	17	4	.810	9	2	.818	Harry Rabenhorst
1947-48	8	18	.308	4	10	.286	Harry Rabenhorst
1948-49	15	10	.600	7	6	.539	Harry Rabenhorst
1949-50	13	12	.520	5	8	.385	Harry Rabenhorst
1950-51	10	14	.417	6	8	.429	Harry Rabenhorst
1951-52	17	7	.708	9	5	.643	Harry Rabenhorst
1952-53	22	3	.880	13	0	1.000	Harry Rabenhorst
1953-54	20	5	.800	14	0	1.000	Harry Rabenhorst
1954-55	6	18	.250	3	11	.214	Harry Rabenhorst
1955-56	7	17	.292	5	9	.357	Harry Rabenhorst
1956-57	6	19	.240	1	13	.071	Harry Rabenhorst
1957-58	7	18	.280	3	11	.214	Jay McCreary
1958-59	10	15	.400	2	12	.142	Jay McCreary
1959-60	5	18	.217	3	11	.214	Jay McCreary
1960-61	11	14	.440	6	8	.429	Jay McCreary

SEASON	OVERALL			CONFERENCE			COACH
	W	L	PCT.	W	L	PCT.	
1961-62	13	11	.451	7	7	.500	Jay McCreary
1962-63	12	12	.500	5	9	.357	Jay McCreary
1963-64	12	13	.480	8	6	.571	Jay McCreary
1964-65	12	14	.462	7	9	.438	Jay McCreary
1965-66	6	20	.231	2	14	.125	Frank Truitt
1966-67	3	23	.115	1	17	.056	Press Maravich
1967-68	14	12	.538	8	10	.444	Press Maravich
1968-69	13	13	.500	7	11	.389	Press Maravich
1969-70	22	10	.688	13	5	.722	Press Maravich
1970-71	14	12	.538	10	8	.556	Press Maravich
1971-72	10	16	.385	6	12	.333	Press Maravich
1972-73	14	10	.583	9	9	.500	Dale Brown
1973-74	12	14	.462	6	12	.333	Dale Brown
1974-75	10	16	.385	6	12	.333	Dale Brown
1975-76	12	14	.462	5	13	.278	Dale Brown
1976-77	15	12	.556	8	10	.444	Dale Brown
1977-78	18	9	.667	12	6	.667	Dale Brown
1978-79	23	6	.793	14	4	.778	Dale Brown
1979-80	26	6	.813	14	4	.778	Dale Brown
1980-81	31	5	.861	17	1	.944	Dale Brown
1981-82	14	14	.500	11	7	.611	Dale Brown
1982-83	19	13	.594	10	8	.556	Dale Brown
1983-84	18	11	.621	11	7	.611	Dale Brown
1984-85	19	10	.655	13	5	.722	Dale Brown
1985-86	26	12	.684	9	9	.500	Dale Brown
1986-87	24	15	.615	8	10	.444	Dale Brown
1987-88	16	14	.533	10	8	.555	Dale Brown
1988-89	20	12	.625	11	7	.611	Dale Brown
1989-90	23	9	.719	12	6	.667	Dale Brown
1990-91	20	10	.667	13	5	.722	Dale Brown
1991-92	21	10	.677	12	4	.750	Dale Brown
1992-93	22	11	.667	9	7	.562	Dale Brown
1993-94	11	16	.407	5	11	.312	Dale Brown
1994-95	12	15	.444	6	10	.375	Dale Brown
1995-96	12	17	.414	4	12	.250	Dale Brown
1996-97	10	20	.333	3	13	.187	Dale Brown
1997-98	9	18	.333	2	14	.125	John Brady
1998-99	12	15	.444	4	12	.250	John Brady
1999-00	28	6	.823	12	4	.750	John Brady
2000-01	13	16	.448	2	14	.125	John Brady
2001-02	19	15	.559	6	10	.375	John Brady
2002-03	21	11	.656	8	8	.500	John Brady
2003-04	18	11	.621	8	8	.500	John Brady
2004-05	20	10	.667	12	4	.750	John Brady
2005-06	27	9	.750	14	2	.875	John Brady
2006-07	17	15	.531	5	11	.312	John Brady
2007-08	13	18	.419	6	10	.375	Brady-Pierre
2008-09	27	8	.771	13	3	.812	Trent Johnson
2009-10	11	20	.354	2	14	.125	Trent Johnson
2010-11	11	21	.344	3	13	.187	Trent Johnson
2011-12	18	15	.545	7	9	.437	Trent Johnson
2012-13	19	12	.613	9	9	.500	Johnny Jones
Totals	1445	1104	.567	710	701	.503	

Milestones

- 1st win** Jan. 30, 1909, vs. Dixon Academy (35-20) at Covington, La.
- 50th win** 1916 vs. Ole Miss (55-29) at Baton Rouge, La.
- 100th win** Feb. 12, 1920, vs. Mercer (33-22) at Macon, Ga.
- 200th win** Jan. 14, 1929, vs. Louisiana College (32-31) at Pineville, La.
- 300th win** Jan. 8, 1938, vs. Rice (58-38) at Baton Rouge, La.
- 400th win** Feb. 1, 1946, vs. Navy (58-47) at Baton Rouge, La.
- 500th win** Jan. 19, 1953, vs. Georgia (55-50) at Athens, Ga.
- 600th win** Dec. 19, 1962, vs. Arkansas (72-70) at Little Rock, Ark.
- 700th win** Feb. 6, 1971, vs. Alabama (107-78) at Baton Rouge, La.
- 800th win** Dec. 9, 1978, vs. Tulane (98-88) at New Orleans, La.
- 900th win** Jan. 17, 1983, vs. UNC Wilmington (70-55) at Baton Rouge, La.
- 1000th win** Jan. 6, 1988, vs. Vanderbilt (51-39) at Nashville, Tenn.
- 1100th win** Dec. 16, 1992, vs. Campbell (93-71) at Baton Rouge, La.
- 1200th win** Feb. 5, 2000 vs. Alabama (93-60) at Tuscaloosa, Ala.
- 1300th win** March 2, 2005 vs. Ole Miss (58-53) at Oxford, Miss.
- 1400th win** Nov. 24, 2010 vs. Centenary (78-36) at Baton Rouge, La.

SEASON	HOME			AWAY			NEUTRAL		
	WON	LOST	PCT.	WON	LOST	PCT.	WON	LOST	PCT.
1908-09	4	0	1.000	1	2	.333	0	0	.000
1909-10	3	0	1.000	0	1	.000	0	0	.000
1910-11	3	0	1.000	5	3	.625	0	0	.000
1911-12	4	0	1.000	0	6	.000	0	0	.000
1912-13	2	1	.500	0	2	.000	0	0	.000
1913-14	4	2	.667	3	3	.500	0	0	.000
1914-15	8	1	.889	2	0	1.000	0	0	.000
1915-16	11	4	.733	3	6	.333	0	0	.000
1916-17	11	0	1.000	9	2	.818	0	0	.000
1917-18	4	0	1.000	8	1	.889	0	0	.000
1918-19	1	0	1.000	0	0	.000	0	0	.000
1919-20	10	0	1.000	9	2	.818	0	0	.000
1920-21	14	1	.933	5	3	.625	0	0	.000
1921-22	11	1	.917	4	0	1.000	0	0	.000
1922-23	9	6	.600	1	3	.250	0	1	.000
1923-24	4	6	.400	4	6	.400	0	0	.000
1924-25	7	2	.778	3	4	.428	0	1	.000
1925-26	6	4	.600	3	5	.375	0	0	.000
1926-27	6	4	.600	1	5	.167	0	0	.000
1927-28	10	0	1.000	3	3	.500	1	1	.500
1928-29	4	4	.500	4	8	.333	0	1	.000
1929-30	6	2	.750	4	8	.333	0	1	.000
1930-31	4	5	.444	3	2	.600	0	1	.000
1931-32	6	4	.600	5	4	.555	0	1	.000
1932-33	7	1	.875	6	6	.500	2	1	.667
1933-34	10	0	1.000	3	3	.500	0	1	.000
1934-35	11	0	1.000	2	1	.667	1	0	1.000
1935-36	7	3	.700	3	5	.375	0	2	.000
1936-37	9	1	.900	4	5	.444	0	1	.000
1937-38	7	7	.500	3	3	.500	0	0	.000
1938-39	6	2	.750	5	4	.555	2	1	.667
1939-40	4	5	.444	4	2	.667	2	1	.667
1940-41	4	3	.571	5	5	.500	0	1	.000
1941-42	5	4	.556	3	2	.600	0	1	.000
1942-43	5	1	.833	11	3	.785	2	0	1.000
1943-44	5	6	.455	5	9	.357	0	0	.000
1944-45	8	2	.800	6	7	.462	1	0	1.000
1945-46	9	1	.900	6	2	.750	3	0	1.000
1946-47	9	0	1.000	4	3	.571	4	1	.800
1947-48	5	6	.454	2	10	.167	1	2	.333
1948-49	7	2	.778	6	6	.500	2	2	.500
1949-50	9	3	.750	1	9	.100	3	0	1.000
1950-51	5	3	.625	3	9	.333	2	2	.500
1951-52	11	0	1.000	3	7	.300	3	0	1.000
1952-53	10	0	1.000	8	1	.889	4	2	.667
1953-54	13	1	.929	6	0	1.000	1	4	.200
1954-55	5	6	.455	1	12	.077	0	0	.000
1955-56	4	7	.364	2	9	.182	1	1	.500
1956-57	4	8	.333	1	10	.091	1	1	.500
1957-58	4	8	.333	2	8	.200	1	2	.333
1958-59	5	7	.417	2	8	.200	3	0	1.000
1959-60	4	7	.364	1	10	.091	0	1	.000
1960-61	6	3	.667	5	10	.333	0	1	.000

SEASON	HOME			AWAY			NEUTRAL		
	WON	LOST	PCT.	WON	LOST	PCT.	WON	LOST	PCT.
1961-62	8	2	.800	3	6	.333	2	3	.400
1962-63	7	3	.700	4	8	.333	1	1	.500
1963-64	8	2	.800	3	9	.250	1	2	.333
1964-65	7	4	.636	3	8	.273	2	2	.500
1965-66	3	7	.300	3	11	.214	0	2	.000
1966-67	2	10	.167	1	11	.083	0	2	.000
1967-68	9	4	.692	5	7	.416	0	1	.000
1968-69	6	5	.546	5	8	.384	2	0	1.000
1969-70	10	3	.769	9	4	.692	3	3	.500
1970-71	7	4	.636	5	7	.417	2	1	.333
1971-72	8	4	.667	2	11	.154	0	1	.000
1972-73	8	4	.667	5	6	.454	1	0	1.000
1973-74	9	5	.643	3	9	.250	0	0	.000
1974-75	6	6	.500	3	10	.231	1	0	.000
1975-76	10	6	.625	2	8	.200	0	0	.000
1976-77	11	5	.688	4	7	.364	0	0	.000
1977-78	11	4	.730	7	5	.580	0	0	.000
1978-79	13	1	.929	8	3	.727	2	2	.500
1979-80	12	2	.857	9	3	.750	5	1	.833
1980-81	15	0	1.000	10	1	.909	6	4	.600
1981-82	9	5	.642	4	7	.363	1	2	.333
1982-83	11	4	.733	7	7	.500	1	2	.333
1983-84	12	2	.857	5	7	.416	1	2	.333
1984-85	13	2	.867	6	6	.500	0	2	.000
1985-86	13	3	.813	11	8	.579	2	1	.667
1986-87	10	6	.625	5	7	.417	9	2	.818
1987-88	12	4	.750	4	8	.333	0	2	.000
1988-89	12	5	.705	6	6	.500	2	1	.667
1989-90	17	2	.895	4	5	.444	2	2	.500
1990-91	15	1	.937	5	6	.454	0	3	.000
1991-92	13	4	.765	6	4	.600	2	2	.500
1992-93	15	2	.882	3	6	.333	4	3	.571
1993-94	10	6	.625	2	8	.200	0	1	.000
1994-95	9	7	.562	3	7	.300	0	1	.000
1995-96	11	7	.611	1	7	.125	0	3	.000
1996-97	9	6	.600	0	10	.000	1	4	.250
1997-98	8	8	.500	1	9	.100	0	1	.000
1998-99	12	4	.750	0	10	.100	0	1	.000
1999-00	15	1	.937	5	3	.625	8	2	.800
2000-01	9	7	.562	2	8	.200	2	1	.667
2001-02	12	5	.706	4	7	.364	3	3	.500
2002-03	16	2	.889	2	6	.250	3	3	.500
2003-04	12	3	.800	5	7	.417	1	1	.500
2004-05	14	1	.933	4	6	.400	2	3	.400
2005-06	14	2	.875	7	4	.636	6	3	.667
2006-07	14	4	.778	2	9	.182	1	2	.333
2007-08	9	6	.600	3	9	.250	1	3	.250
2008-09	19	2	.905	6	3	.667	2	3	.400
2009-10	11	7	.611	0	9	.000	0	4	.000
2010-11	8	10	.444	3	8	.273	0	3	.000
2011-12	11	4	.733	4	9	.308	3	2	.600
2012-13	14	3	.823	4	8	.333	1	1	.500
TOTALS	908	360	.716	411	615	.401	126	129	.494

Maravich Center Win Streaks

- 23** 15 games 1980-81 season; First 8 games 1981-82 season
- 18** Last 8 games 1983-84 season; First 10 games 1984-85 season
- 18** Last 7 games 1989-90 season; First 11 games 1990-91 season
- 17** Last 3 games 2007-08 season; First 14 games 2008-09 season
- 16** Last 4 games 1991-92 season; First 12 games 1992-93 season
- 14** Last game 1977-78 season; First 13 games 1978-79 season
- 14** Last 7 game 1999-00 season; First 7 games 2000-01 season
- 13** Last 6 games 1972-73 season; First 7 games 1973-74 season
- 13** Last 5 games 2002-03 season; First 8 games 2003-04 season
- 13** Last 11 games 2004-05 season; First 2 games 2005-06 season
- 11** Last 2 games 1984-85 season; First 9 games 1985-86 season
- 11** Last game 2000-2001 season; First 10 games 2001-2002 season
- 11** First 11 games of the 2002-03 season
- 11** Final 9 games of the 2005-06 season; First 2 games of 2006-07

Home Winning Streaks (ALL SITES OVERALL)

- 42** Last 3 games 1915-16 season;
11 games 1916-17 season;
4 games 1917-18 season;
1 game 1918-19 season;
10 games 1991-20;
First 13 games 1920-21 season
- 29** Last 6 games 1932-33 season;
10 games 1933-34 season;
11 games 1934-35 season;
First 2 games 1935-36 season
- 25** Last game 1950-51 season;
11 games 1951-52 season;
10 games 1952-53 season;
First 3 games 1953-54 season
- 23** 15 games 1980-81 season;
First 8 games 1981 season

Year-by-Year Results

SIAA Era

COACH E. R. WINGARD
1 SEASON • 1909
5-2 (.714)

1909 RECORD: 5-2, 0-0

Coach: E. R. Wingard

DATE	OPPONENT	RESULTS
1-30	Dixon Academy (A)	W 35-20
2-6	Mississippi State (H)	W 18-12
2-8	Mississippi State (H)	W 14-10
2-18	Baton Rouge H. S. (H)	W 38-14
2-26	YMCA (NO) (A)	L 11-27
2-27	YMCA (NO) (A)	L 16-37
3-6	Dixon Academy (H)	W 21-12

COACH J. W. MAYHEW
2 SEASONS • 1910-11
11-4 (.733)

1910 RECORD: 3-1, 2-0

Coach: J. W. Mayhew

DATE	OPPONENT	RESULTS
2-4	Ole Miss (H)	W 39-14
2-5	Ole Miss (H)	W 25-4
2-26	YMCA (NO) (A)	L 11-53
3-5	YMCA (NO) (H)	W 30-17

1911 RECORD: 8-3, 6-1

Coach: J. W. Mayhew

DATE	OPPONENT	RESULTS
1-26	Tulane (H)	W 47-7
1-27	Tulane (H)	W 26-15
2-7	Mississippi State (A)	W 33-17
2-8	Mississippi State (A)	W 42-12
2-9	Birmingham AC (A)	L 17-45
2-10	Bessemer AC (A)	L 17-37
2-11	Birmingham High (A)	W 23-21
2-11	Birmingham YMCA (A)	W 23-21
2-13	Texas (H)	W 39-10
2-17	Tulane (A)	W 27-25
2-18	Tulane (A)	L 13-15

COACH F. M. LONG
2 SEASONS • 1912-1913
6-9 (.400)

1912 RECORD: 4-6, 2-3

Coach: F. M. Long

DATE	OPPONENT	RESULTS
1-15	Ole Miss (H)	W 27-15
1-16	Ole Miss (H)	W 33-11
2-5	YMCA (NO) (A)	L 24-25
2-6	Mississippi State (A)	L 16-22
2-7	Mississippi State (A)	L 11-21
2-8	Birmingham AC (A)	L 7-54
2-9	Bessemer AC (A)	L 20-42
2-10	Auburn (A)	L 15-38
2-17	YMCA (NO) (H)	W 23-19
2-25	YMGC (NO) (H)	W 32-6

1913 RECORD: 2-3, 1-3

Coach: F. M. Long

DATE	OPPONENT	RESULTS
2-8	YMGC (NO) (H)	W 39-11
2-14	Tulane (A)	L 13-15
2-15	Tulane (A)	L 20-26
2-28	Tulane (H)	L 15-16
3-1	Tulane (H)	W 13-12

COACH C. C. STROUD
6 SEASONS
1913-1918, 1919-1920
82-21 (.796)

1913-14 RECORD: 7-5, 0-4

Coach: Dr. C. C. Stroud

DATE	OPPONENT	RESULTS
12-19	La. College (A)	W 17-15
12-22	Shreveport AC (A)	W 31-14
12-23	Shreveport AC (A)	W 25-20
1-9	SW Louisiana (H)	W 44-7
1-17	La. College (H)	W 27-24
1-21	Miss. College (H)	W 34-13
1-22	Miss. College (H)	W 29-19
2-13	Tulane (H)	L 14-26
2-14	Tulane (H)	L 7-10
2-19	St. Paul's (Covington)	L 15-35
2-27	Tulane (A)	L 12-25
2-28	Tulane (A)	L 6-13

1914-15 RECORD: 10-1, 3-1

Coach: Dr. C. C. Stroud

DATE	OPPONENT	RESULTS
12-21	Centenary (A)	W 38-17
12-22	Shreveport AC (A)	W 21-20
1-14	SW Louisiana (H)	W 29-6
1-15	SW Louisiana (H)	W 39-16
2-6	YMCA (NO) (H)	W 55-18
2-12	Mississippi State (H)	W 24-12
2-13	Mississippi State (H)	L 14-15
2-19	Tulane (H)	W 28-17
2-20	Tulane (H)	W 39-19
	YMGC (NO) (H)	W 24-11
	La. College (H)	W 30-4

1915-16 RECORD: 14-10, 6-7

Coach: Dr. C. C. Stroud

DATE	OPPONENT	RESULTS
	Jefferson Col. (H)	W 55-18
	YMCA (NO) (H)	W 42-26
	SW Louisiana (H)	W 44-14
	SW Louisiana (H)	W 69-13
	La. College (H)	W 14-11
	La. College (H)	W 20-19
	NW Louisiana (H)	W 24-23
	Alabama (H)	L 25-39
	Alabama (H)	L 25-44
	Mississippi State (A)	W 31-21
	Mississippi State (A)	L 17-23
	YMGC (NO) (H)	W 39-22
2-4	Tulane (H)	L 21-24
2-5	Tulane (H)	L 18-22
	Alabama (A)	W 25-18
	Birmingham AC (A)	L 30-39
	Auburn (A)	L 23-24
	Columbus AC (Ga.) (A)	L 21-42
	Atlanta AC (A)	L 16-64
	Ole Miss (H)	W 55-29
2-18	Tulane (A)	L 14-26
2-19	Tulane (A)	W 19-16
	Rice (H)	W 29-21
	Rice (H)	W 25-17

1916-17 RECORD: 20-2, 11-0

Coach: Dr. C. C. Stroud

DATE	OPPONENT	RESULTS
	SW Louisiana (A)	W 33-20
	SW Louisiana (A)	L 13-21
	Shreveport AC (A)	W 19-17
	SW Louisiana (H)	W 50-13
	YMGC (H)	W 54-22
	Texas AGM (H)	W 24-15
	Texas AGM (H)	W 30-14
	Mississippi State (H)	W 36-28
	Mississippi State (H)	W 38-17
	Shreveport AC (H)	W 39-24
	Alabama (H)	W 34-7
	Millisaps (H)	W 95-6
2-9	Tulane (A)	W 37-20
2-10	Tulane (A)	W 27-18
	YMCA (Mobile) (A)	L 18-37
	Spring Hill (A)	W 34-24
	Auburn (A)	W 37-13
	Birmingham AC (A)	W 37-23
	Alabama (A)	W 38-9
	Millisaps (A)	W 57-11
2-23	Tulane (H)	W 46-27
2-24	Tulane (H)	W 26-20

1917-18 RECORD: 12-1, 3-0

Coach: Dr. C. C. Stroud

DATE	OPPONENT	RESULTS
12-2	NW Louisiana (A)	W 38-25
12-3	Shreveport AC (A)	W 51-20
12-13	Jefferson Col. (H)	W 42-18
1-11	St. Charles (A)	W 61-17
1-11	SW Louisiana (A)	W 36-7
1-18	Auburn (H)	W 43-31
1-19	Auburn (H)	W 34-27
2-1	Navy Res. (NO) (H)	W 64-8
2-6	Miss. College (A)	W 41-24
2-6	Millisaps (A)	W 66-10
2-8	Birmingham AC (A)	L 23-33
2-8	Birmingham AC (A)	W 33-22
2-9	Alabama (A)	W 28-25

COACH R. E. EDMONDS
1 SEASON • 1919
1-0 (1.000)

1919 RECORD: 1-0, 0-0

Coach: R. E. Edmonds

DATE	OPPONENT	RESULTS
2-1	Jefferson Col. (H)	W 66-18

COACH C. C. STROUD
6 SEASONS
1913-1918, 1919-1920
82-21 (.796)

1919-20 RECORD: 19-2, 8-2

Coach: Dr. C. C. Stroud

DATE	OPPONENT	RESULTS
12-30	Jefferson Col. (H)	W 46-15
12-31	Jefferson Col. (H)	W 57-24
1-3	YMGC (NO) (H)	W 47-19
1-10	St. Stanislaus (A)	W 47-21
	La. College (A)	W 35-20
1-24	Mississippi State (H)	W 27-12
1-30	La. College (H)	W 63-19
1-31	La. College (H)	W 39-15
2-3	Spring Hill (H)	W 64-16
2-6	Tulane (A)	W 35-19
2-7	Tulane (A)	W 29-10
2-9	Alabama (A)	W 30-11
2-10	Birmingham AC (A)	W 28-19
2-11	Georgia (A)	L 15-32
2-12	Mercer (A)	W 33-22
2-13	Auburn (A)	L 21-33
2-14	YMCA (Mobile) (A)	W 26-22
2-14	Spring Hill (A)	W 38-9
2-23	Alabama (H)	W 44-19
2-27	Tulane (H)	W 37-12
2-28	Tulane (H)	W 37-12

SIC Era

COACH BRANCH BOCCOCK
1 SEASON • 1921
19-4 (.826)

1921 RECORD: 19-4, 5-2

Coach: Branch Boccock

DATE	OPPONENT	RESULTS
	SW Louisiana (H)	W 47-11
1-8	NW Louisiana (H)	W 29-25
1-10	Loyola (NO) (H)	W 74-12
1-15	YMCA (NO) (H)	W 42-26
1-25	Texas AGM (H)	W 30-28
1-26	Texas AGM (H)	W 31-30
1-29	Navy (Pensacola) (H)	W 54-12
1-30	Navy (Pensacola) (H)	W 51-41
2-1	Spring Hill (H)	W 31-17
2-2	Spring Hill (H)	W 29-24
2-4	Tulane (H)	W 42-27
2-5	Tulane (H)	W 52-24
2-11	SW Louisiana (H)	W 61-8
2-18	Ole Miss (H)	L 22-23
2-19	Ole Miss (H)	W 46-13
2-21	Texas AGM (A)	W 24-16
2-22	Texas AGM (A)	L 19-49
2-23	Baylor (A)	L 20-32
2-24	Baylor (A)	W 34-33
2-25	YMCA (Houston) (A)	W 49-19
2-26	Rice (A)	W 35-23
	Tulane (A)	L 29-31
	Tulane (A)	W 27-20

COACH FRANK "TAD" GORMLEY
2 SEASONS • 1922-23
25-11 (.694)

1922 RECORD: 15-1, 3-1

Coach: Frank "Tad" Gormley

DATE	OPPONENT	RESULTS
1-10	SW Louisiana (H)	W 41-8
1-11	SW Louisiana (H)	W 29-17
1-13	La. College (H)	W 52-26
1-14	La. College (H)	W 50-22
1-20	NW Louisiana (H)	W 32-15
1-21	NW Louisiana (H)	W 40-3
1-27	Tulane (A)	W 18-15
1-28	Tulane (A)	W 26-18
2-1	Spring Hill (H)	W 27-26
2-2	Spring Hill (H)	W 16-15
2-10	YMCA (Houston) (A)	W 29-27
2-11	YMCA (Houston) (A)	W 28-22

2-15	Miss. College (H)	W 29-20
2-16	Miss. College (H)	W 26-18
2-20	Tulane (H)	L 23-39
2-21	Tulane (H)	W 34-19

1922-23 RECORD: 10-10, 0-6

Coach: Frank "Tad" Gormley

DATE	OPPONENT	RESULTS
	La. College (H)	W 23-22
	La. College (H)	W 33-22
	Stonocolas (H)	L 17-35
	Mississippi State (H)	L 25-36
	Mississippi State (H)	L 20-35
	SW Louisiana (H)	W 25-22
	Miss. College (H)	W 27-17
	Miss. College (H)	W 19-14
	Spring Hill (H)	L 21-23
	Spring Hill (H)	W 36-20
	Millisaps (H)	W 32-10
	Millisaps (H)	W 34-23
2-9	Tulane (H)	L 24-33
2-10	Tulane (H)	L 18-28
2-16	Tulane (A)	L 23-40
2-17	Tulane (A)	L 11-34
	Stonocolas (H)	W 46-20
	Spring Hill (A)	L 24-26
	Spring Hill (A)	W 20-18

SIC Tournament - Atlanta, Ga.

Vanderbilt (N)	L 10-36
----------------	---------

COACH "MOON" DUCOTE
1 SEASON • 1924
8-12 (.400)

1924 RECORD: 8-12, 0-7

Coach: "Moon" Ducote

DATE	OPPONENT	RESULTS
1-7	NW Louisiana (H)	L 18-26
1-8	NW Louisiana (H)	L 19-33
1-19	SW Louisiana (H)	L 12-15
1-21	SW Louisiana (H)	L 14-26
1-24	Loyola (NO)	W 27-20
1-25	Loyola (NO)	W 17-15
2-1	Spring Hill (H)	W 40-23
2-2	Spring Hill (H)	W 22-13
2-8	Tulane (H)	L 21-41
2-9	Tulane (H)	L 29-38
2-11	McGowan-Lyons (A)	L 22-28
2-12	Alabama (A)	L 8-44
2-13	Mississippi State (A)	L 29-34
2-14	Mississippi State (A)	L 34-54
2-15	Spring Hill (A)	W 29-25
2-16	Spring Hill (A)	W 32-16
2-22	Tulane (A)	L 13-39
2-23	Tulane (A)	L 26-30
2-25	Loyola (NO) (A)	W 34-28
2-26	Loyola (NO) (A)	W 37-4

COACH H. E. "GOB" WILSON
1 SEASON • 1925
10-7 (.588)

1925 RECORD: 10-7, 1-4

Coach: H. E. "Gob" Wilson

DATE	OPPONENT	RESULTS
1-9	SW Louisiana (H	

COACH HARRY RABENHORST
29 SEASONS
1926-42, 1945-57
340-264 (.563)

1926 RECORD: 9-9, 4-5

Coach: Harry Rabenhorst

DATE	OPPONENT	RESULTS
1-6	YMCA (BR) (H)	W 37-25
1-8	SW Louisiana (A)	W 25-13
1-9	SW Louisiana (A)	W 31-29
1-11	La. College (H)	W 39-28
1-12	La. College (H)	W 44-22
1-15	Ole Miss (H)	W 27-24
1-16	Ole Miss (H)	L 19-43
1-22	Vanderbilt (H)	W 24-23
1-25	Alabama (A)	L 15-26
1-26	Alabama (A)	W 28-22
1-27	St. Stanislaus (A)	L 19-38
1-28	St. Stanislaus (A)	L 21-27
2-5	Tulane (H)	W 30-23
2-6	Tulane (H)	L 23-24
2-12	NW Louisiana (H)	L 27-35
2-13	NW Louisiana (H)	L 21-23
2-19	Tulane (A)	L 29-32
2-20	Tulane (A)	L 13-22

1927 RECORD: 7-9, 3-5

Coach: Harry Rabenhorst

DATE	OPPONENT	RESULTS
1-8	Sewanee (H)	W 26-23
1-14	Ole Miss (H)	L 16-36
1-15	Ole Miss (H)	W 22-21
1-21	La. College (A)	L 19-35
1-22	La. College (A)	W 29-20
1-28	Loyola (NO) (H)	L 15-16
1-29	Loyola (NO) (H)	W 42-18
2-4	Tulane (A)	L 20-27
2-5	Tulane (A)	L 9-36
2-10	Georgia Tech (H)	W 29-27
2-11	Loyola (NO) (A)	L 26-41
2-12	Loyola (NO) (A)	L 19-27
2-18	Tulane (H)	L 20-25
2-19	Tulane (H)	L 20-23
2-21	SW Louisiana (H)	W 34-22
2-22	SW Louisiana (H)	W 29-12

1928 RECORD: 14-4, 7-3

Coach: Harry Rabenhorst

DATE	OPPONENT	RESULTS
1-6	SW Louisiana (H)	W 40-17
1-7	SW Louisiana (H)	W 36-17
1-13	Ole Miss (H)	W 20-17
1-14	Ole Miss (H)	W 36-25
1-25	Ole Miss (A)	L 23-33
1-26	Ole Miss (A)	W 34-33
1-27	Mississippi State (A)	L 26-46
1-28	Mississippi State (A)	L 23-29
1-30	Louisiana Tech (H)	W 40-23
1-31	Louisiana Tech (H)	W 37-28
2-3	Tulane (H)	W 47-13
2-4	Tulane (H)	W 41-18
2-10	La. College (H)	W 47-17
2-11	La. College (H)	W 47-22
2-17	Tulane (A)	W 36-20
2-18	Tulane (A)	W 39-25

SIC Tournament - Atlanta, Ga.

North Carolina (N)	W 44-38
Ole Miss (N)	L 28-55

1929 RECORD: 8-13, 5-9

Coach: Harry Rabenhorst

DATE	OPPONENT	RESULTS
1-7	SW Louisiana (H)	W 23-17
1-8	SW Louisiana (H)	W 29-22
1-11	Ole Miss (H)	L 21-42
1-12	Ole Miss (H)	L 17-34
1-14	La. College (A)	W 32-31
1-15	La. College (A)	L 43-44
1-18	Ole Miss (A)	L 24-28
1-19	Ole Miss (A)	L 25-30
	Auburn (A)	W 45-28
	Auburn (A)	W 65-28
	Alabama (A)	L 16-38
	Alabama (A)	L 28-37
2-4	Mississippi State (H)	L 16-26
2-5	Mississippi State (H)	W 39-29
2-11	SW Louisiana (A)	L 34-36
2-12	SW Louisiana (A)	L 23-25
2-15	Tulane (A)	L 37-40
2-16	Tulane (A)	W 28-21
2-22	Tulane (H)	W 37-35

2-23 Tulane (H) L 32-33

SIC Tournament - Atlanta, Ga.

Washington & Lee (N)	L 22-32
----------------------	---------

1930 RECORD: 10-11, 6-7

Coach: Harry Rabenhorst

DATE	OPPONENT	RESULTS
1-3	La. College (A)	L 41-53
1-4	La. College (A)	L 15-55
1-9	Miss. College (A)	L 24-27
1-10	Ole Miss (A)	L 27-31
1-11	Ole Miss (A)	W 31-21
1-17	Ole Miss (H)	L 24-47
1-18	Ole Miss (H)	L 29-32
1-24	Louisiana Tech (A)	W 37-31
1-25	Louisiana Tech (A)	W 42-27
2-1	Mississippi State (Meridian)	W 32-24
2-3	Alabama (A)	L 20-37
2-4	Alabama (A)	L 22-28
2-7	Auburn (H)	W 44-27
2-8	Auburn (H)	W 49-45
2-10	Spring Hill (H)	W 53-17
2-11	Spring Hill (H)	W 52-14
2-14	Tulane (H)	W 35-30
2-15	Tulane (H)	W 24-15
2-21	Tulane (A)	L 25-27
2-22	Tulane (A)	L 27-30

SIC Tournament - Atlanta, Ga.

3-3 Duke (N)	L 34-43
--------------	---------

1931 RECORD: 7-8, 4-4

Coach: Harry Rabenhorst

DATE	OPPONENT	RESULTS
1-10	New Orleans AC (H)	L 35-41
1-13	Miss. College (A)	W 46-34
1-15	Ole Miss (A)	W 26-24
1-16	Ole Miss (A)	L 29-30
1-22	Alabama (H)	L 26-40
1-23	Alabama (H)	L 28-37
1-30	SW Louisiana (H)	L 26-40
1-31	SW Louisiana (H)	L 29-34
2-6	Southern Miss. (H)	W 46-35
2-7	Southern Miss. (H)	W 47-31
2-13	Tulane (A)	L 23-38
2-14	Tulane (A)	W 39-31
2-20	Tulane (H)	W 49-30
2-21	Tulane (H)	W 48-27

SIC Tournament - Atlanta, Ga.

2-23 Maryland (N)	L 34-37
-------------------	---------

1932 RECORD: 11-9, 8-8

Coach: Harry Rabenhorst

DATE	OPPONENT	RESULTS
1-8	SW Louisiana (H)	W 44-23
1-9	SW Louisiana (H)	W 50-35
1-15	Ole Miss (A)	W 37-34
1-16	Ole Miss (A)	L 22-24
1-18	Mississippi State (H)	L 28-29
1-19	Mississippi State (H)	W 40-15
1-22	Alabama (A)	L 25-34
1-23	Alabama (A)	L 25-37
1-25	Mississippi State (A)	W 30-26
1-26	Mississippi State (A)	W 33-29
1-29	Ole Miss (H)	W 55-53
1-30	Ole Miss (H)	L 33-35
2-8	Auburn (H)	L 34-48
2-9	Auburn (H)	L 30-34
2-11	Tulane (H)	W 32-25
2-12	Tulane (H)	W 34-22
2-19	Tulane (A)	W 29-26
2-20	Tulane (A)	L 29-33

SIC Tournament - Atlanta, Ga.

2-26 Georgia Tech (A)	W 36-33
2-27 Auburn (N)	L 22-30

SEC Era

1933 RECORD: 15-8, 13-7

Coach: Harry Rabenhorst

DATE	OPPONENT	RESULTS
1-4	Alabama (H)	W 32-27
1-5	Alabama (H)	L 36-40
1-11	Mississippi State (A)	W 32-28
1-12	Mississippi State (A)	W 49-26
1-13	Ole Miss (A)	L 37-40
1-14	Ole Miss (A)	L 32-34
1-17	Mississippi State (H)	W 45-40
1-18	Mississippi State (H)	W 37-33
1-20	Sewanee (A)	W 50-30
1-21	Sewanee (A)	W 57-45
1-23	Vanderbilt (A)	L 34-54
1-24	Vanderbilt (A)	L 26-52

1-25	Auburn (A)	W 26-25
1-26	Auburn (A)	L 24-25
2-10	Tulane (A)	L 31-44
2-11	Tulane (A)	W 46-28
2-13	Ole Miss (H)	W 53-33
2-14	Ole Miss (H)	W 50-33
2-17	Tulane (H)	W 50-38
2-18	Tulane (H)	W 51-37

SIC Tournament - Atlanta, Ga.

2-20 Auburn (N)	W 57-33
2-21 Tennessee (N)	W 55-43
2-22 Kentucky (N)	L 38-51

1934 RECORD: 13-4, 13-3

Coach: Harry Rabenhorst

DATE	OPPONENT	RESULTS
1-5	Sewanee (H)	W 80-20
1-6	Sewanee (H)	W 60-9
1-9	Mississippi State (A)	L 46-47
1-10	Mississippi State (A)	W 48-23
1-12	Alabama (A)	L 33-36
1-13	Alabama (A)	L 29-37
1-19	Tulane (H)	W 29-25
1-20	Tulane (H)	W 48-26
2-5	Auburn (H)	W 40-17
2-6	Auburn (H)	W 38-16
2-8	Mississippi State (H)	W 54-39
2-9	Mississippi State (H)	W 61-30
2-12	Ole Miss (H)	W 52-33
2-13	Ole Miss (H)	W 49-39
2-16	Tulane (A)	W 43-22
2-17	Tulane (A)	W 36-21

SIC Tournament - Atlanta, Ga.

3-3 Tennessee (N)	L 35-42
-------------------	---------

National Champion
SEC Champion
1935 RECORD: 14-1, 12-0

Coach: Harry Rabenhorst

DATE	OPPONENT	RESULTS
12-18	SW Louisiana (H)	W 54-30
1-7	Alabama (H)	W 34-32
1-8	Alabama (H)	W 41-39
1-19	Rice (A)	L 47-56
2-4	Ole Miss (H)	W 47-32
2-5	Ole Miss (H)	W 47-33
2-8	Tulane (A)	W 34-16
2-9	Tulane (A)	W 35-24
2-13	Mississippi State (H)	W 67-32
2-14	Mississippi State (H)	W 46-39
2-15	Vanderbilt (H)	W 56-41
2-16	Vanderbilt (H)	W 40-31
2-22	Tulane (H)	W 65-20
2-23	Tulane (H)	W 64-23

American Legion Bowl National Championship

Atlantic City, New Jersey

4-13 Pittsburgh (N)	W 41-37
---------------------	---------

1935-36 RECORD: 10-10, 9-6

Coach: Harry Rabenhorst

DATE	OPPONENT	RESULTS
12-18	SW Louisiana (H)	W 43-28
12-23	Georgia (H)	W 46-34

Sugar Bowl Classic - New Orleans

1-2	Pittsburgh (N-SBC)	L 47-52
1-10	Alabama (A)	L 25-37
1-11	Alabama (A)	L 34-43
1-13	Mississippi State (A)	L 38-49
1-14	Mississippi State (A)	W 32-30
1-23	Rice (H)	L 38-42
1-24	Rice (H)	L 30-38
1-31	Ole Miss (H)	W 54-37
2-1	Ole Miss (H)	L 46-51
2-7	Tulane (H)	W 52-27
2-8	Tulane (H)	W 49-26
2-10	Mississippi State (H)	W 43-37
2-11	Mississippi State (H)	W 45-40
2-14	Ole Miss (A)	L 47-59
2-15	Ole Miss (A)	L 51-69
2-21	Tulane (A)	W 50-30
2-22	Tulane (A)	W 46-22

SIC Tournament - Knoxville, Tenn.

2-28 Alabama (N)	L 30-52
------------------	---------

1936-37 RECORD: 13-7, 7-6

Coach: Harry Rabenhorst

DATE	OPPONENT	RESULTS
12-16	SW Louisiana (H)	W 44-19
1-6	Alabama (H)	W 43-33
1-7	Alabama (H)	W 47-27
1-8	Rice (A)	W 32-29
1-9	Rice (A)	W 38-37

1-13	Ole Miss (A)	L 47-50
1-14	Ole Miss (A)	L 27-40
1-16	Mississippi State (A)	L 36-53
1-20	Louisiana Tech (H)	W 54-24
1-21	Louisiana Tech (H)	W 35-34
2-1	Auburn (A)	L 24-37
2-2	Auburn (A)	W 54-34
2-5	Tulane (H)	W 42-31
2-6	Tulane (H)	W 46-42
2-12	Loyola (NO) (H)	W 46-31
2-15	Mississippi State (H)	W 42-41
2-16	Mississippi State (H)	L 38-39
2-19	Tulane (A)	W 37-31
2-20	Tulane (A)	L 32-52

SIC Tournament - Knoxville, Tenn.

2-26 Kentucky (N)	L 37-57
-------------------	---------

1937-38 RECORD: 10-10, 7-6

Coach: Harry Rabenhorst

DATE	OPPONENT	RESULTS
12-13	SW Louisiana (H)	W 31-26
12-16	S. California (H)	L 38-54
12-17	S. California (H)	L 26-50
1-7	Rice (H)	L 38-45
1-8	Rice (H)	W 58-38
1-14	Ole Miss (H)	L 48-59
1-15	Ole Miss (H)	L 44-47
1-31	Mississippi State (H)	W 38-33
2-1	Mississippi State (H)	W 31-22
2-4	Georgia Tech (H)	W 47-35
2-7	Alabama (A)	L 33-41
2-8	Alabama (A)	L 32-33
2-14	Mississippi State (A)	W 66-44
2-15	Mississippi State (A)	L 46-63
2-18	Tulane (A)	W 44-42
2-19	Tulane (A)	W 31-27
2-25	Tulane (H)	W 42-31
2-26	Tulane (H)	L 38-41

SIC Tournament - Baton Rouge

3-3 Auburn (H)	W 60-34
3-4 Ole Miss (H)	L 41-68

1938-39 RECORD: 13-7, 10-5

Coach: Harry Rabenhorst

DATE	OPPONENT	RESULTS
12-14	Rice (A)	L 32-34
12-15	Rice (A)	W 30-27
1-6	Alabama (H)	W 33-29
1-7	Alabama (H)	L 30-39
1-9	Ole Miss (A)	W 42-41
1-10	Ole Miss (A)	W 42-34
1-30		

Year-by-Year Results

1940-41 RECORD: 9-9, 7-5

Coach: Harry Rabenhorst

DATE	OPPONENT	RESULTS
12-10	SW Louisiana (H)	L 30-39
12-16	Bogalusa (H)	W 52-43
	Rice (A)	L 48-60
	Rice (A)	L 33-54
	Baytown (Humble) (A)	W 54-44
1-6	Alabama (H)	W 37-28
1-10	Ole Miss (A)	W 56-32
1-11	Mississippi State (A)	L 26-35
1-13	Alabama (A)	L 32-36
2-5	Ole Miss (H)	W 67-39
2-8	Mississippi State (H)	W 39-37
2-10	Georgia Tech (A)	W 43-41
2-11	Auburn (A)	L 49-50
2-14	Tulane (H)	L 44-55
2-15	Tulane (H)	L 35-39
2-20	Tulane (A)	W 53-44
2-21	Tulane (A)	W 40-37

SEC Tournament - Louisville, Ky.

2-27	Vanderbilt (N)	L 49-63
------	----------------	---------

1941-42 RECORD: 8-7, 8-3

Coach: Harry Rabenhorst

DATE	OPPONENT	RESULTS
12-12	Rice (H)	L 42-54
12-13	Rice (H)	L 37-50
12-18	Texas AGM (H)	L 41-56
1-6	Ole Miss (A)	W 56-35
1-10	Mississippi State (A)	L 41-43
1-12	Alabama (A)	L 28-40
1-17	Ole Miss (H)	L 42-51
1-24	Mississippi State (H)	W 51-40
2-6	Georgia Tech (H)	W 54-41
2-12	Tulane (H)	W 51-46
2-13	Tulane (H)	W 50-49
2-17	Auburn (H)	W 63-49
2-19	Tulane (A)	W 49-44
2-20	Tulane (A)	W 31-21

SEC Tournament - Louisville, Ky.

2-27	Alabama (N) (ot)	L 31-45
------	------------------	---------

COACH DALE MOREY 2 SEASONS • 1942-44 28-19 (.596)

1942-43 RECORD: 18-4, 11-2

Coach: Dale Morey

DATE	OPPONENT	RESULTS
	Harding Field (H)	W 92-42
	Rice (A)	L 26-56
	Rice (A)	W 62-60
	Orange Ind. (A)	W 49-23
	Ole Miss (H)	W 54-34
1-8	Mississippi State (H)	L 40-48
	Alabama (A)	W 32-29
	Alabama (A)	W 36-32
	Ole Miss (A)	W 51-39
	Mississippi State (A)	W 61-40
	Camp Livingston (H)	W 101-50
	Georgia (A)	W 54-39
	Georgia Navy (A)	W 50-34
	Georgia Tech (A)	L 44-45
	Auburn (A)	W 62-37
2-1	Tulane (A)	W 91-57
2-2	Tulane (A)	W 59-57
2-19	Tulane (H)	W 35-34
2-20	Tulane (H)	W 46-40

SEC Tournament - Louisville, Ky.

2-25	Auburn (N)	W 67-38
2-26	Alabama (N)	W 47-41
2-27	Tennessee (N)	L 38-52

1943-44 RECORD: 10-15, 0-4

Coach: Dale Morey

DATE	OPPONENT	RESULTS
12-20	Harding Field (A)	W 54-29
1-8	Alexandria AB (H)	L 24-28
1-12	Camp Van Dorn (H)	W 51-15
1-14	Houma Navy (H)	W 43-31
1-19	Keesler Field (A)	L 38-56
1-20	Gulfport Field (A)	L 40-44
1-21	Pensacola Navy (A)	L 30-69
1-22	Pensacola Navy (A)	L 37-60
1-26	Harding Field (H)	L 48-50
1-28	Barksdale AFB (H)	L 44-47
2-1	LSU ASTU (H)	W 37-25
2-3	Houma Navy (A)	W 36-27
2-5	Bergstrom Field (H)	W 53-46
2-8	Camp Van Dorn (A)	W 42-38
2-9	Tulane (H)	L 42-43

2-10	Tulane (H)	L 37-38
2-11	Alexandria AB (A)	W 42-29
2-12	Selman Field (A)	L 34-36
2-14	Barksdale AFB (A)	W 48-41
2-16	Tulane (A)	L 39-41
2-17	Tulane (A)	L 44-66
2-19	SW Louisiana (H)	L 40-62
2-21	SW Louisiana (H)	L 37-60
2-25	LSU ASTU (H)	W 65-45

SEC Tournament - Louisville, Ky.

3-3	Kentucky (A)	L 28-55
-----	--------------	---------

COACH JESSE FATHERREE, A. L. SWANSON 1 SEASON • 1944-45 FATHERREE 11-7 (.611) SWANSON 4-2 (.667)

1944-45 RECORD: 15-9, 3-3

Coaches: Jesse Fatherree, A. L. Swanson

DATE	OPPONENT	RESULTS
	Alexandria AB (A)	L 31-55
1-5	Alexandria AB (H)	L 54-63
1-6	SW Louisiana (H)	W 44-42
1-8	Keesler Field (A)	L 53-60
1-9	Gulfport Navy (A)	L 41-73
1-13	Camp Polk (H)	W 56-44
1-15	Mississippi State (A)	L 39-47
1-16	Jackson AFB (A)	W 50-32
1-17	Louisiana Tech (A)	W 43-38
1-20	DuPont-Ethyl (H)	W 82-52
1-24	SW Louisiana (A)	W 59-44
1-29	Mississippi State (H)	W 62-27
2-1	Tulane (A)	L 43-45
2-2	Tulane (A)	L 32-44
2-5	Keesler Field (H)	W 60-57
2-7	Louisiana Tech (H)	W 83-56
2-9	Tulane (H)	W 50-44
2-10	Tulane (H)	W 61-55
2-14	Hammond Air Base (A)	W 66-36
2-17	Algiers Navy (H)	W 84-69
2-20	Gulfport Navy (H)	L 62-84
2-23	NW Louisiana (N-S'port)	W 44-40
2-24	NW Louisiana (A)	W 70-34

SEC Tournament - Louisville, Ky.

	Kentucky (A)	L 37-63
--	--------------	---------

COACH HARRY RABENHORST 29 SEASONS • 1926-42, 1945-57 340-264 (.563)

1945-46 RECORD: 18-3, 8-0

Coach: Harry Rabenhorst

DATE	OPPONENT	RESULTS
12-12	Texas AGM (H)	W 51-50
12-17	Keesler Field (A)	L 58-69
12-18	Keesler Field (A)	W 78-61
12-19	Pensacola Navy (A)	W 68-58
1-4	Selman Field (H)	W 63-50
1-9	Keesler Field (H)	W 56-39
1-11	Mississippi State (A)	W 54-30
1-12	Ole Miss (A)	W 53-23
1-14	Alabama (A)	W 49-26
2-1	Navy (NO) (H)	W 58-47
2-4	Ole Miss (H)	W 60-35
2-8	Mississippi State (H)	W 73-31
2-11	Louisiana Tech (H)	W 58-43
2-13	Corpus Christi (H)	L 46-51
2-16	Alabama (H)	W 44-30
2-21	Tulane (H)	W 54-45
2-23	Tulane (A)	W 52-36

SEC Tournament - Louisville, Ky.

2-28	Tulane (N)	W 74-29
3-1	Ole Miss (N)	W 69-34
3-2	Georgia (N)	W 60-41
3-2	Kentucky (A)	L 36-59

1946-47 RECORD: 17-4, 8-2

Coach: Harry Rabenhorst

DATE	OPPONENT	RESULTS
12-4	Keesler Field (H)	W 81-48
12-14	Baylor (H)	W 61-34

At Madison Square Garden

12-19	St. Francis (N-MSG)	W 62-57
12-21	Canisius (A)	L 50-59

Sugar Bowl Classic - New Orleans

12-30	Tulane (A-SBC)	W 54-51
1-4	Rice (H)	W 60-35
1-10	Ole Miss (A)	W 54-43
1-11	Mississippi State (A)	W 61-57
1-13	Alabama (A)	L 38-45
1-17	Tulane (A)	L 38-40
1-20	Loyola (NO) (A)	W 44-43

1-29	Vanderbilt (Memphis)	W 62-52
2-3	Ole Miss (H)	W 63-43
2-7	Alabama (H)	W 54-43
2-14	Mississippi State (H)	W 64-49
2-15	Auburn (H)	W 74-53
2-21	Tulane (H)	W 55-40
2-24	Loyola (NO) (H)	W 61-47

SEC Tournament - Louisville, Ky.

2-27	Ole Miss (N)	W 61-36
2-28	Florida (N)	W 60-45
2-28	Tulane (N)	L 50-63

1947-48 RECORD: 8-18, 4-8

Coach: Harry Rabenhorst

DATE	OPPONENT	RESULTS
12-4	Spring Hill (H)	W 72-43
12-8	Rice (A)	L 55-58
12-9	Texas (N-Houston)	L 31-50
12-13	Canisius (A)	L 44-59

At Madison Square Garden

12-15	Long Island (A-MSG)	L 47-67
-------	---------------------	---------

Fort Worth Collegiate

12-29	Texas AGM (N-FWC)	L 44-45
12-30	Hardin-Simm. (N-FWC)	W 62-46
12-31	TCU (A-FWC)	W 52-46
1-5	Florida (H)	L 36-38
1-9	Rice (H)	W 43-40
1-10	Georgia Tech (H)	L 40-52
	Tulane (H)	L 42-54
1-17	Vanderbilt (H)	W 56-54
1-19	Loyola (NO) (A)	L 42-49
1-24	Auburn (A)	L 48-51
1-26	Georgia Tech (A)	W 54-46
1-27	Alabama (A)	L 43-49
1-31	Mississippi State (A)	L 49-53
	Ole Miss (A)	L 37-49
2-13	Mississippi State (H)	W 65-40
2-16	Loyola (NO) (H)	L 45-46
2-20	Tulane (A)	L 41-50
2-23	Ole Miss (H)	W 52-50
	Tennessee (H)	L 48-56
	Alabama (H)	L 32-37

SEC Tournament - Louisville, Ky.

	Kentucky (A)	L 47-63
--	--------------	---------

1948-49 RECORD: 15-10, 7-6

Coach: Harry Rabenhorst

DATE	OPPONENT	LSU RANK	OPP RANK	RESULTS
11-28	Keesler Field (H)	NR	NR	W, 85-33
12-3	Texas (H)	NR	NR	L, 45-60
12-4	Rice (N)	NR	NR	L, 39-51
12-10	Keesler Field (A)	NR	NR	W, 95-42
12-11	Florida (A)	NR	NR	W, 52-50
12-13	Spring Hill (A)	NR	NR	W, 49-48
12-17	Texas AGM (H)	NR	NR	W, 58-55
12-21	Louisville (A)	NR	NR	L, 44-79
1-3	Loyola (NO) (A)	NR	NR	W, 56-52
1-8	Georgia Tech (H)	NR	NR	W, 65-59
1-10	Mississippi State (H)	NR	NR	W, 64-40
1-14	Tulane (A)	NR	#8	L, 51-71
1-20	Alabama (H)	NR	NR	W, 51-44
1-29	Mississippi State (A)	NR	NR	L, 42-48
1-31	Ole Miss (H)	NR	NR	W, 58-48
2-5	Alabama (A)	NR	NR	L, 45-56
2-7	Georgia Tech (A)	NR	NR	W, 72-63
2-12	Ole Miss (H)	NR	NR	W, 49-38
2-14	Loyola (NO) (H)	NR	NR	W, 63-41
2-19	Vanderbilt (A)	NR	NR	L, 51-61
2-21	Tennessee (A)	NR	NR	L, 72-81
2-25	Tulane (H)	NR	#6	L, 45-72

SEC Tournament - Louisville, Ky.

3-4	Georgia Tech (N)	NR	NR	W, 55-53
3-4	Vanderbilt (N)	NR	NR	W, 60-56
3-5	Tulane (N)	NR	#7	L, 63-72

1949-50 RECORD: 13-12, 5-8

Coach: Harry Rabenhorst

DATE	OPPONENT	LSU RANK	OPP RANK	RESULTS
11-25	Keesler Field (H)	NR	NR	W, 62-46
11-29	Pensacola Navy (H)	NR	NR	W, 69-48
12-3	St. Joseph's (Pa.) (A)	NR	NR	L, 59-61

At Madison Square Garden

12-6	St. John's (A-MSG)	NR	NR	L, 49-80
12-9	Arkansas (H)	NR	NR	W, 62-46
12-10	Rice (N-Lake Charles)	NR	NR	W, 49-44
12-17	Florida (H)	NR	NR	W, 73-49
12-19	Ole Miss (H)	NR	NR	W, 74-61
12-22	Louisville (A)	NR	NR	L, 65-75
1-4	Loyola (NO) (H)	NR	NR	W, 62-56
1-6	Georgia Tech (H)	NR	NR	W, 63-52

1-9	Loyola (NO) (A)	NR	NR	W, 51-47
1-13	Tulane (H)	NR	NR	L, 70-75
1-20	Alabama (H)	NR	NR	L, 52-60
1-28	Ole Miss (A)	NR	NR	L, 65-75
1-30	Mississippi State (A)	NR	NR	L, 41-48
2-4	Auburn (A)	NR	NR	L, 66-70
2-6	Georgia Tech (A)	NR	NR	L, 58-85
2-13	Auburn (H)	NR	NR	W, 76-61
2-17	Mississippi State (H)	NR	NR	W, 68-58
2-24	Tulane (A)	NR	NR	L, 71-77
	Tennessee (H)	NR	NR	L, 65-67

SEC Tournament - Louisville, Ky.

3-2	Florida (N)	NR	NR	W, 66-57
3-3	Auburn (N)	NR	NR	W, 73-45
3-4	Tennessee (N) (ot)	NR	NR	L, 79-81

1950-51 RECORD: 10-14, 7-8

Coach: Harry Rabenhorst

DATE	OPPONENT	LSU RANK	OPP RANK	RESULTS
12-6	Keesler Field (H)	NR	NR	W, 72-41
12-9	Florida (A)	NR	NR	W, 77-59
12-11	Miami (Fla.) (A)	NR	NR	L, 62-68
12-15	Mississippi State (A)	NR	NR	L, 69-94
12-16	Ole Miss (A)	NR	NR	L, 67-

12-30	Saint Louis (N-SBC)	#17	NR	W, 70-67
1-5	Vanderbilt (H)	#17	NR	W, 74-61
1-10	Mississippi State (A)	#11	NR	W, 75-55
1-12	Ole Miss (A)	#11	NR	W, 67-66
1-16	Loyola (NO) (A)	#14	NR	W, 58-52
1-19	Georgia (A)	#14	NR	W, 55-50
1-26	Tulsa (H)	#14	#11	W, 55-51
1-31	Tennessee (H)	#11	NR	W, 95-59
2-7	Tulane (H)	#10	NR	W, 48-31
2-10	Florida (A)	#8	NR	W, 68-56
2-14	Auburn (A)	#8	NR	W, 65-57
2-16	Pensacola Navy (A)*	#6	NR	W, 71-60
2-21	Georgia Tech (H)	#6	NR	W, 76-52
2-23	Ole Miss (H)	#6	NR	W, 63-48
2-27	Mississippi State (H)	#6	NR	W, 82-47
3-6	Tulane (A)	#5	NR	W, 53-52

NCAA Tournament - Raleigh, N. C.

3-13	Lebanon Valley (N)	#7	NR	W, 89-76
3-14	Holy Cross (N)	#7	NR	W, 81-73

NCAA Final Four - Kansas City

3-17	Indiana (N)	#7	#1	L, 67-80
3-18	Washington (N)	#7	#4	L, 69-88

SEC Champions

1953-54 RECORD: 20-5, 14-0

Coach: Harry Rabenhorst

DATE	OPPONENT	LSU RANK	OPP RANK	RESULTS
12-5	Pensacola Navy (H)*			W, 109-68
12-7	La. College (H)	NR	NR	W, 128-74
12-12	Kansas (H)	#10	#5	W, 68-63
12-15	Texas AGM (H)	#5	NR	W, 77-56
12-19	Wisconsin (H)	#5	NR	L, 66-82
12-21	Northwestern (H)	#5	NR	W, 79-51

Sugar Bowl Classic - New Orleans

12-28	Fordham (N-SBC)	#14	#7	W, 65-49
12-29	Holy Cross (N-SBC)	#18	#12	L, 56-66
1-5	Loyola (NO) (H)	NR	NR	W, 69-65
1-8	Georgia (H)	NR	NR	W, 97-62
1-9	Georgia (H)	NR	NR	W, 100-53
1-11	Florida (H)	NR	NR	W, 91-59
1-16	Tennessee (A)	#16	NR	W, 75-62
1-30	Mississippi State (H)	#14	NR	W, 65-54
2-1	Ole Miss (H)	#14	NR	W, 53-52
2-6	Tulane (H)	#17	NR	W, 66-47
2-13	Georgia Tech (A)	#17	NR	W, 89-54
2-15	Vanderbilt (A)	#17	NR	W, 82-69
2-20	Auburn (H)	#13	NR	W, 77-59
2-22	Alabama (H)	#13	NR	W, 79-61
2-27	Mississippi State (A)	#12	NR	W, 61-57
3-1	Ole Miss (A)	#12	NR	W, 76-53
3-6	Tulane (A)	#7	NR	W, 63-52

SEC Playoff - Nashville, Tenn.

3-9	Kentucky (N)	#8	#1	L, 56-63
-----	--------------	----	----	----------

NCAA Tournament - Iowa City, Iowa

3-12	Penn State (N)	#8	NR	L, 70-78
3-13	Indiana (N)	#8	#2	L, 62-73

1954-55 RECORD: 6-18, 3-11

Coach: Harry Rabenhorst

DATE	OPPONENT	LSU RANK	OPP RANK	RESULTS
12-1	La. College (H)	NR	NR	W, 80-63
12-4	Kentucky (A)	NR	NR	L, 58-74
12-6	Kansas (A)	NR	NR	L, 58-83
12-11	Rice (H)	NR	NR	L, 72-79
12-13	Texas AGM (H)	NR	NR	W, 73-61
12-18	Wisconsin (A)	NR	NR	L, 68-107
12-20	Northwestern (A)	NR	NR	L, 66-83
1-3	North Carolina (H)	NR	NR	W, 84-77
1-8	Georgia (A) (ot)	NR	NR	L, 70-76
1-10	Florida (A)	NR	NR	L, 73-78
1-15	Tennessee (H)	NR	NR	L, 68-76
1-17	Kentucky (H)	NR	#1	L, 62-64
1-20	Texas AGM (A)	NR	NR	L, 47-58
1-29	Mississippi State (A)	NR	NR	W, 67-63
1-31	Ole Miss (A)	NR	NR	L, 69-89
2-5	Tulane (H)	NR	NR	L, 57-81
2-7	Loyola (NO) (A)	NR	NR	L, 68-75
2-12	Georgia Tech (H) (ot)	NR	NR	L, 72-79
2-14	Vanderbilt (H)	NR	#20	W, 66-59
2-19	Auburn (A)	NR	NR	L, 71-75
2-21	Alabama (A)	NR	NR	L, 51-71
2-26	Mississippi State (H)	NR	NR	L, 80-84
2-28	Ole Miss (H)	NR	NR	W, 68-65
3-4	Tulane (A)	NR	NR	L, 53-82

1955-56 RECORD: 7-17, 5-9

Coach: Harry Rabenhorst

DATE	OPPONENT	LSU RANK	OPP RANK	RESULTS
12-1	La. College (H)	NR	NR	L, 79-84
12-3	Kentucky (H)	NR	NR	L, 52-62
12-5	SW College (Tenn.) (H)	NR	NR	W, 72-59
12-10	Texas AGM (A)	NR	NR	L, 59-73
12-12	Rice (A)	NR	NR	L, 60-85
12-17	Loyola (NO) (H)	NR	NR	L, 65-71

Gator Bowl Tournament - Jacksonville, Fla.

12-28	Clemson (N-GBT)	NR	NR	L, 95-100
12-29	Georgia (N-GBT)	NR	NR	W, 91-86
1-3	North Carolina (A)	NR	#5	L, 69-95
1-5	Saint Louis (H)	NR	NR	L, 79-110
1-7	Georgia (H)	NR	NR	W, 96-77
	Florida (H)	NR	NR	W, 91-90
1-14	Kentucky (A)	NR	#5	L, 65-107
1-16	Tennessee (A)	NR	NR	L, 82-91
1-30	Tulane (H)	NR	NR	W, 87-66
2-4	Mississippi State (H)	NR	NR	L, 78-87
2-6	Ole Miss (H)	NR	NR	W, 100-76
2-11	Vanderbilt (A)	NR	#4	L, 68-107
2-13	Georgia Tech (A)	NR	NR	L, 74-97
	Auburn (H)	NR	NR	L, 71-80
	Alabama (H)	NR	#7	L, 59-77
2-25	Mississippi State (A)	NR	NR	W, 79-71
2-27	Ole Miss (A)	NR	NR	L, 70-81
3-2	Tulane (A)	NR	NR	L, 68-81

1956-57 RECORD: 6-19, 1-13

Coach: Harry Rabenhorst

DATE	OPPONENT	LSU RANK	OPP RANK	RESULTS
12-3	La. College (H)	NR	NR	W, 89-81
12-6	Birmingham So. (H)	NR	NR	W, 60-59
12-8	Loyola (NO) (H) (ot)	NR	NR	L, 73-77
12-10	Rice (H)	NR	NR	L, 72-87
12-13	SW College (Tenn.) (A)	NR	NR	W, 91-77
12-15	Saint Louis (A)	NR	NR	L, 52-86
12-19	Baylor (H)	NR	NR	W, 84-76
12-22	Loyola (NO) (A)	NR	NR	L, 68-75

La. Invitational - Shreveport

12-27	VMI (N-LI)	NR	NR	W, 88-67
12-28	Centenary (A-LI)	NR	NR	L, 75-83
12-29	NW Louisiana (N-LI)	NR	NR	L, 75-103
1-6	Georgia (A)	NR	NR	L, 70-78
1-8	Florida (A)	NR	NR	L, 50-74
1-12	Kentucky (H)	NR	#3	L, 46-51
1-14	Tennessee (H)	NR	#16	W, 62-61
1-18	Tulane (H) (ot)	NR	NR	L, 64-66
2-1	Mississippi State (A)	NR	NR	L, 72-81
2-2	Ole Miss (A)	NR	NR	L, 73-79
2-9	Vanderbilt (H)	NR	#18	L, 66-78
2-11	Georgia Tech (H)	NR	NR	L, 60-87
2-16	Auburn (A)	NR	NR	L, 62-99
2-18	Alabama (A)	NR	NR	L, 70-82
2-22	Mississippi State (H)	NR	#19	L, 76-94
2-23	Ole Miss (H)	NR	NR	L, 76-83
3-1	Tulane (A)	NR	NR	L, 51-59

COACH JAY MCCREARY

8 SEASONS • 1957-65

82-115 (.416)

1957-58 RECORD: 7-18, 3-11

Coach: Jay McCreary

DATE	OPPONENT	LSU RANK	OPP RANK	RESULTS
12-3	St. Mary's (Texas) (H)	NR	NR	W, 68-61
	La. College (H)	NR	NR	W, 66-62
	Rice (A)	NR	#16	L, 56-81
	Miami (Fla.) (H)	NR	NR	L, 65-73
12-16	Texas Tech (H)	NR	NR	L, 72-79
	Florida St. (H)	NR	NR	W, 67-65

Carousal Invitational - Charlotte, N. C.

12-19	Lafayette (N-CI)	NR	NR	W, 80-72
12-20	Alabama (N-CI)	NR	NR	L, 50-60
12-21	Tennessee (N-CI)	NR	NR	L, 62-63
12-23	Loyola (NO) (A)	NR	NR	L, 62-94
	Georgia (H)	NR	NR	L, 56-59
	Florida (H)	NR	NR	L, 57-81
	Kentucky (A)	NR	#9	L, 52-97
	Tennessee (A)	NR	#13	L, 53-75
1-17	Tulane (A)	NR	NR	W, 69-63
	Loyola (NO) (H)	NR	NR	L, 70-82
	Mississippi State (H)	NR	#14	L, 54-71
	Ole Miss (H)	NR	NR	L, 63-76
	Vanderbilt (A)	NR	NR	L, 60-78
	Georgia Tech (A)	NR	NR	L, 61-88
2-28	Tulane (A)	NR	NR	W, 67-63
	Auburn (H)	NR	#16	L, 58-76
	Alabama (H)	NR	NR	W, 58-49

Mississippi State (A)	NR	#15	L, 72-95
Ole Miss (A)	NR	NR	L, 78-85

1958-59 RECORD: 10-15, 2-12

Coach: Jay McCreary

DATE	OPPONENT	LSU RANK	OPP RANK	RESULTS
12-4	Birmingham So. (H)	NR	NR	W, 79-72
12-9	Arkansas (N-S port)	NR	NR	W, 67-58
12-11	La. College (H)	NR	NR	W, 59-53
12-13	Rice (H)	NR	NR	L, 56-64
12-15	Texas (H)	NR	NR	W, 52-47
12-17	Loyola (NO) (H)	NR	NR	W, 78-68
12-19	Texas Tech (A)	NR	NR	L, 60-73
12-27	Florida St. (A)	NR	NR	L, 67-82

Gator Bowl Tournament - Jacksonville, Fla.

12-29	Georgia (N-GBT)	NR	NR	W, 63-60
12-30	Ole Miss (N-GBT)	NR	NR	W, 69-55
1-3	Georgia (A)	NR	NR	W, 79-66
1-5	Florida (A)	NR	NR	L, 63-69
1-10	Kentucky (H)	NR	#1	L, 61-76
1-12	Tennessee (H)	NR	#17	L, 58-65
1-16	Tulane (H)	NR	NR	L, 59-69
1-27	Loyola (NO) (A)	NR	NR	W, 70-68
1-31	Mississippi State (A)	NR	#11	L, 71-78
2-2	Ole Miss (A)	NR	NR	L, 69-80
2-7	Vanderbilt (H)	NR	NR	L, 57-72
2-9	Georgia Tech (H)	NR	NR	L, 63-64
2-14	Auburn (A)	NR	#4	L, 67-115
2-16	Alabama (A)	NR	NR	L, 84-89
2-21	Mississippi State (H)	NR	#5	L, 67-75
2-23	Ole Miss (H)	NR	NR	W, 99-93
2-27	Tulane (A)	NR	NR	L, 65-77

1959-60 RECORD: 5-18, 3-11

Coach: Jay McCreary

DATE	OPPONENT	LSU RANK	OPP RANK	RESULTS
12-1	Florida State (H)	NR	NR	W, 89-78
12-4	La. College (H)	NR	NR	W, 73-68
12-10	Loyola (NO) (H) (ot)	NR	NR	L, 65-66
12-12	Rice (A)	NR	NR	L, 57-71
12-14	Texas (A)	NR	NR	L, 67-84
12-18	Texas Tech (H)	NR	NR	L, 65-72

Gator Bowl Tournament - Jacksonville, Fla.

12-29	Georgia (N-GBT)	NR	NR	L, 67-79
12-30	Jacksonville (A-GBT)	NR	NR	L, 63-72
1-2	Florida (H)	NR	NR	L, 63-73
1-4	Georgia (H)	NR	NR	W, 81-77
1-9	Kentucky (A)	NR	NR	L, 45-77
1-11	Tennessee (A)	NR	NR	L, 79-103
1-27	Loyola (NO) (A)	NR	NR	L, 64-74
1-30	Mississippi State (H)	NR	NR	L, 60-71
2-1	Ole Miss (H)	NR	NR	L, 61-76
2-6	Vanderbilt (A)	NR	NR	L, 68-80
2-8	Georgia Tech (A)	NR	#6	L, 56-76
2-13	Auburn (H)	NR	#17	L, 61-63
2-15	Alabama (H)	NR	NR	W, 66-53
2-20	Mississippi State (A)	NR	NR	W, 69-64
2-22	Ole Miss (A)	NR	NR	L, 70-90
2-25	Tulane (H)	NR	NR	L, 58-72
3-2	Tulane (A)	NR	NR	L, 54-64

1960-61 RECORD: 11-14, 6-8

Coach: Jay McCreary

DATE	OPPONENT	LSU RANK	OPP RANK	RESULTS
	Loyola (NO) (H)	NR	NR	W, 73-59
	Duke (A) (ot)	NR	#8	L, 74-80
	North Carolina (A)	NR	#5	L, 61-77
	Rice (A)	NR	NR	L, 50-67
	Texas (A)	NR	NR	W, 62-59
	Texas Tech (A) (ot)	NR	NR	

1964-65 RECORD: 12-14, 7-9

Coach: Jay McCreary

DATE	OPPONENT	LSU RANK	OPP RANK	RESULTS
12-1	Loyola (NO) (H)	NR	NR	W, 88-78
12-5	Baylor (H)	NR	NR	L, 72-94
12-7	Texas (H)	NR	NR	W, 83-75
12-12	SMU (A)	NR	NR	L, 75-98

Evansville (Ind.) Tournament

12-18	Denver (N-ET)	NR	NR	W, 88-82
12-19	Evansville (A-ET)	NR	NR	L, 73-93

All-College Tournament - Oklahoma City

12-28	Xavier (Ohio) (N-ACT)	NR	NR	L, 87-93
12-29	Rice (N-ACT)	NR	NR	W, 79-63
12-30	Creighton (N-ACT)	NR	NR	L, 79-93
1-2	Georgia (H)	NR	NR	W, 70-69
1-4	Florida (A)	NR	NR	L, 62-102
1-9	Kentucky (H)	NR	NR	L, 66-79
1-11	Tennessee (H)	NR	NR	L, 54-58
1-13	Tulane (H)	NR	NR	W, 79-67
1-30	Mississippi State (A)	NR	NR	L, 74-76
2-1	Ole Miss (A)	NR	NR	W, 58-56
2-6	Alabama (H)	NR	NR	W, 67-64
2-8	Vanderbilt (H)	NR	#9	L, 85-96
2-10	Loyola (NO) (A)	NR	NR	W, 89-76
2-13	Auburn (A)	NR	NR	L, 60-101
	Alabama (A)	NR	NR	L, 78-90
2-20	Mississippi State (H)	NR	NR	W, 94-76
2-22	Ole Miss (H)	NR	NR	W, 60-56
2-27	Tulane (A)	NR	NR	W, 77-74
3-6	Tennessee (A)	NR	NR	L, 60-83
3-8	Vanderbilt (A)	NR	#5	L, 80-106

COACH FRANK TRUITT 1 SEASON • 1965-66 6-20 (.231)

1965-66 RECORD: 6-20, 2-14

Coach: Frank Truitt

DATE	OPPONENT	LSU RANK	OPP RANK	RESULTS
12-1	Loyola (NO) (H)	NR	NR	L, 61-72
12-6	Texas (A)	NR	NR	W, 76-66
12-9	Loyola (NO) (A)	NR	NR	W, 88-84
12-10	SMU (H)	NR	NR	W, 91-88
12-15	Houston (A)	NR	NR	L, 87-110
12-16	Rice (A)	NR	NR	W, 85-80
12-23	Stanford (A)	NR	NR	L, 69-91

Los Angeles Classic

12-27	UCLA (A-LAC)	NR	NR	L, 89-95
12-29	St. John's (N-LAC)	NR	NR	L, 62-102
12-30	Northwestern (N-LAC)	NR	NR	L, 86-92
1-1	Georgia (A)	NR	NR	L, 52-82
1-3	Ole Miss (A)	NR	NR	L, 80-81
1-8	Auburn (H)	NR	NR	L, 66-74
1-10	Mississippi State (H)	NR	NR	L, 71-74
1-24	Kentucky (A)	NR	#2	L, 85-111
1-29	Vanderbilt (A)	NR	#4	L, 66-98
1-31	Tennessee (A)	NR	NR	L, 59-87
2-2	Tulane (H)	NR	NR	L, 69-82
2-5	Mississippi State (A)	NR	NR	L, 61-66
2-7	Alabama (A)	NR	NR	L, 62-66
2-12	Ole Miss (H)	NR	NR	W, 92-68
2-14	Tennessee (H)	NR	NR	L, 64-74
2-19	Alabama (H)	NR	NR	L, 73-81
2-26	Vanderbilt (H)	NR	#5	L, 84-102
2-28	Florida (H)	NR	NR	W, 86-73
3-5	Tulane (A)	NR	NR	L, 78-86

COACH PRESS MARAVICH 6 SEASONS • 1966-72 76-82 (.469)

1966-67 RECORD: 3-23, 1-17

Coach: Press Maravich

DATE	OPPONENT	LSU RANK	OPP RANK	RESULTS
12-1	SE Louisiana (H)	NR	NR	L, 88-89
12-3	Tampa (A)	NR	NR	W, 74-72
12-6	Texas (H)	NR	NR	L, 78-114
12-9	Loyola (NO) (A) [2 ot]	NR	NR	L, 86-87
12-14	Tulane (H)	NR	NR	W, 93-83
12-17	Mississippi State (A)	NR	NR	L, 84-98
12-19	Ole Miss (A)	NR	NR	L, 67-74

Poinsettia Classic - Greenville, S.C.

12-29	Clemson (N-PC)	NR	NR	L, 82-92
12-30	Rice (N-PC)	NR	NR	L, 69-88
1-3	Auburn (A)	NR	NR	L, 59-70
1-7	Florida (H)	NR	NR	L, 70-87
1-9	Georgia (H)	NR	NR	W, 87-85
1-12	Tulane (A)	NR	NR	L, 89-99
1-14	Alabama (A) [ot]	NR	NR	L, 74-76

1-28	Kentucky (A)	NR	NR	L, 72-102
1-30	Vanderbilt (A)	NR	#9	L, 77-79
2-4	Kentucky (A)	NR	NR	L, 84-105
2-6	Tennessee (H)	NR	NR	L, 59-76
2-8	Auburn (H)	NR	NR	L, 63-80
2-11	Florida (A)	NR	NR	L, 71-95
2-13	Georgia (A)	NR	NR	L, 85-78
2-18	Alabama (H)	NR	NR	L, 77-86
2-20	Mississippi State (H)	NR	NR	L, 84-66
2-25	Ole Miss (H)	NR	NR	L, 77-89
3-4	Tennessee (A)	NR	NR	L, 60-87
3-6	Vanderbilt (A)	NR	#8	L, 66-75

1967-68 RECORD: 14-12, 8-10

Coach: Press Maravich

DATE	OPPONENT	LSU RANK	OPP RANK	RESULTS
12-2	Tampa (H)	NR	NR	W, 97-81
12-4	Texas (A)	NR	NR	W, 87-74
12-9	Loyola (NO) (H)	NR	NR	W, 90-56

Milwaukee Classic

12-15	Wisconsin (A-MC)	NR	NR	L, 94-96
12-16	Florida State (N-MC)	NR	NR	L, 100-130
12-19	Ole Miss (H)	NR	NR	W, 81-68
12-22	Mississippi State (H)	NR	NR	W, 111-87
12-30	Alabama (H)	NR	NR	W, 81-70
1-3	Auburn (H)	NR	NR	W, 76-72
1-6	Florida (A)	NR	NR	L, 90-97
1-8	Georgia (A)	NR	NR	W, 79-76
1-11	Tulane (A)	NR	NR	W, 100-91
1-24	Clemson (H)	NR	NR	W, 104-81
1-27	Kentucky (H)	NR	#9	L, 95-121
1-29	Vanderbilt (H)	NR	#7	L, 91-99
2-3	Kentucky (A)	NR	#10	L, 96-109
2-5	Tennessee (H)	NR	#6	L, 67-87
2-7	Auburn (A)	NR	NR	L, 69-74
2-10	Florida (H) [ot]	NR	NR	W, 93-92
2-12	Georgia (H)	NR	NR	L, 73-78
2-17	Alabama (A)	NR	NR	W, 89-89
2-19	Mississippi State (A)	NR	NR	W, 94-83
2-21	Tulane (H)	NR	NR	W, 99-92
2-24	Ole Miss (A)	NR	NR	L, 85-87
3-2	Tennessee (A)	NR	NR	L, 71-74
3-4	Vanderbilt (A)	NR	NR	L, 86-115

1968-69 RECORD: 13-13, 7-11

Coach: Press Maravich

DATE	OPPONENT	LSU RANK	OPP RANK	RESULTS
12-2	Loyola (NO) (A)	NR	NR	W, 109-82
12-7	Clemson (A)	NR	NR	W, 86-85
12-14	Tulane (H) [2 ot]	NR	NR	L, 99-101
12-18	Florida (H) [ot]	NR	NR	W, 93-89
12-21	Georgia (H)	NR	NR	W, 98-89

All-College Tournament - Oklahoma City

12-26	Wyoming (N-ACT)	NR	NR	W, 84-78
12-28	Oklahoma City (A-ACT)	NR	NR	W, 101-85
12-30	Duquesne (N-ACT)	NR	NR	W, 94-91
1-4	Alabama (A)	NR	NR	L, 82-85
1-9	Vanderbilt (A)	NR	NR	L, 92-94
1-11	Auburn (A)	NR	NR	L, 71-90
1-25	Kentucky (H)	NR	#5	L, 96-108
1-27	Tennessee (H)	NR	NR	L, 68-81
1-31	Pittsburgh (H)	NR	NR	W, 120-79
2-1	Ole Miss (H) [ot]	NR	NR	L, 81-84
2-3	Mississippi State (H)	NR	NR	W, 95-71
2-8	Alabama (H)	NR	NR	W, 81-75
2-10	Tulane (A)	NR	NR	L, 94-110
2-12	Florida (A)	NR	NR	L, 79-95
2-15	Auburn (H)	NR	NR	W, 93-81
2-17	Vanderbilt (H)	NR	NR	L, 83-85
2-22	Kentucky (A)	NR	#6	L, 89-103
2-24	Tennessee (A)	NR	#17	L, 63-87
3-1	Ole Miss (A)	NR	NR	L, 76-78
3-3	Mississippi State (A)	NR	NR	W, 99-89
3-8	Georgia (A) [2 ot]	NR	NR	W, 90-80

NIT Semifinals 1969-70 RECORD: 22-10, 13-5

Coach: Press Maravich

DATE	OPPONENT	LSU RANK	OPP RANK	RESULTS
12-1	Athletes in Action (H)*	NR	NR	W, 71-68
12-4	Oregon State (H)	NR	NR	W, 94-72
12-9	Loyola (NO) (H)	NR	NR	W, 100-87
12-11	Vanderbilt (H)	NR	NR	W, 109-86
12-13	Tulane (A)	NR	NR	W, 97-91
12-18	S. California (H)	#15	#13	L, 98-101
12-20	Clemson (A)	#15	NR	W, 111-103
12-22	Oregon State (A)	#15	NR	W, 76-68
12-23	UCLA (A)	NR	#2	L, 84-133

Rainbow Classic - Honolulu, Hawaii

12-27	SUB PAC (A-RC)*	NR	NR	W, 88-80
-------	-----------------	----	----	----------

12-29	St. John's (N-RC)	NR	NR	W, 80-70
12-30	Yale (N-RC)	NR	NR	L, 94-97
1-3	Alabama (H)	NR	NR	W, 80-83
1-10	Auburn (H)	NR	NR	L, 70-79
1-24	Kentucky (A)	NR	#2	L, 96-109
1-26	Tennessee (H)	NR	NR	W, 71-59
1-31	Ole Miss (H)	NR	NR	W, 109-86
2-2	Mississippi State (H)	NR	NR	W, 109-91
2-4	Florida (A)	NR	NR	W, 97-75
2-7	Alabama (A)	NR	NR	L, 104-106
2-9	Tulane (H)	NR	NR	W, 127-114
2-11	Florida (H)	NR	NR	W, 94-85
2-14	Vanderbilt (A)	NR	NR	W, 99-89
2-16	Auburn (A)	NR	NR	W, 70-64
2-18	Georgia (H)	NR	NR	W, 88-86
2-21	Kentucky (H)	NR	#2	L, 105-121
2-23	Tennessee (A)	NR	NR	L, 87-88
2-28	Ole Miss (A)	NR	NR	W, 103-90
3-2	Mississippi State (A)	NR	NR	W, 97-87
3-7	Georgia (A)	NR	NR	W, 99-88

NIT - New York City

3-15	Georgetown (N)	NR	NR	W, 83-82
3-17	Oklahoma (N)	NR	NR	W, 87-94
3-19	Marquette (N)	NR	#8	L, 79-101
3-21	Army (N)	NR	NR	L, 68-75

1970-71 RECORD: 14-12, 10-8

Coach: Press Maravich

DATE	OPPONENT	LSU RANK	OPP RANK	RESULTS
12-1	Loyola (A)	NR	NR	W, 109-103
12-16	Tulane (H)	NR	NR	W, 94-79
12-18	Florida (H)	NR	NR	W, 87-77
12-21	Georgia (H)	NR	NR	W, 97-76

All-College Tournament - Oklahoma City

12-28	DePaul (N-ACT)	NR	NR	W, 91-72
12-28	Montana St. (N-ACT)	NR	NR	W, 89-77
12-30	Utah State (N-ACT)	NR	#19	L, 81-87
1-2	S. California (A) [ot]	NR	#4	L, 76-80
1-4	Alabama (A)	NR	NR	L, 87-101
1-7	Baylor (H)	NR	NR	L, 83-90
1-9	Auburn (A)	NR	NR	W, 106-92
1-23	Kentucky (H)	NR	#12	L, 79-82
1-25	Tennessee (H)	NR	#8	W, 80-70
1-30	Ole Miss (H)	NR	NR	L, 90-113
2-1	Mississippi State (H)	NR	NR	W, 90-71

2-10	Vanderbilt (H)	NR	NR	L, 74-83
2-15	Mississippi State (A)	NR	NR	L, 71-79
2-17	Alabama (H)	NR	#7	L, 78-80
2-22	Georgia (H) (ot)	NR	NR	W, 96-90
2-24	Auburn (A)	NR	NR	L, 96-110
3-1	Tennessee (H)	NR	NR	W, 94-87
3-8	Ole Miss (A)	NR	NR	W, 91-86

1975-76 RECORD: 12-14, 5-13

Coach: Dale Brown

DATE	OPPONENT	LSU RANK	OPP RANK	RESULTS
11-18	Yugoslavia (H)*			W, 100-90

La Classic - Baton Rouge

11-28	CCNY (H-LC)	NR	NR	W, 109-73
11-29	California (H-LC)	NR	NR	W, 85-68
12-3	Tulane (A)	NR	NR	W, 79-65
12-6	Nevada-Reno (H)	NR	NR	W, 94-74
12-22	Farleigh-Dickinson (H)	NR	NR	W, 93-70
12-23	Cornell (H)	NR	NR	W, 87-71
12-27	Stanford (H)	NR	NR	W, 89-85
12-30	DePaul (H)	NR	NR	L, 67-70
1-3	Auburn (H)	NR	NR	L, 86-102
1-5	Florida (H)	NR	NR	W, 85-79
1-10	Ole Miss (H)	NR	NR	W, 100-75
1-17	Alabama (A)	NR	#11	L, 75-113
1-19	Mississippi State (A)	NR	NR	L, 83-90
1-24	Georgia (H)	NR	NR	L, 79-83
1-26	Tennessee (H)	NR	#10	L, 92-105
1-31	Vanderbilt (A)	NR	NR	L, 90-103
2-1	Kentucky (A)	NR	NR	L, 71-85
2-7	Ole Miss (A)	NR	NR	W, 67-57
2-14	Alabama (H)	NR	#11	L, 74-78
2-16	Mississippi State (H)	NR	NR	W, 80-69
2-21	Georgia (A)	NR	NR	L, 70-75
2-23	Tennessee (A)	NR	#9	L, 71-80
2-28	Vanderbilt (H)	NR	NR	W, 89-75
3-1	Kentucky (H)	NR	NR	L, 70-85
3-6	Auburn (A)	NR	NR	L, 80-90
3-8	Florida (A)	NR	NR	L, 81-94

1976-77 RECORD: 15-12, 8-10

Coach: Dale Brown

DATE	OPPONENT	LSU RANK	OPP RANK	RESULTS
11-19	Athletes in Action (H)*		L, 53-76	

11-26	Tulane (H)	NR	NR	W, 94-85
12-4	S. California (H)	NR	NR	W, 87-76
12-6	Samford (H)	NR	NR	W, 100-89
12-8	Niagara (H)	NR	NR	W, 82-68
12-17	Oklahoma City (H)	NR	NR	W, 89-77
12-20	Pacific (A)	NR	NR	L, 76-89
12-22	California (A)	NR	NR	W, 69-67
12-27	Montana St. (H)	NR	NR	W, 101-80
12-28	Villanova (H)	NR	NR	L, 68-76
1-3	Ole Miss (H)	NR	NR	W, 75-68
1-8	Alabama (A)	NR	#4	L, 77-80
1-12	Mississippi State (A)	NR	NR	L, 77-80
1-15	Tennessee (H)	NR	NR	L, 102-108
1-17	Georgia (H)	NR	NR	W, 97-77
1-22	Kentucky (A)	NR	#6	L, 72-87
1-24	Vanderbilt (A)	NR	#20	L, 67-78
1-29	Auburn (H)	NR	NR	W, 77-73
1-31	Florida (H)	NR	NR	L, 68-83
2-5	Alabama (H) (ot)	NR	#8	L, 70-77
2-7	Mississippi State (H)	NR	NR	W, 71-66
2-12	Tennessee (A)	NR	#11	L, 64-91
2-14	Georgia (A)	NR	NR	W, 75-69
2-19	Kentucky (H)	NR	#2	L, 76-90
2-21	Vanderbilt (H)	NR	NR	W, 95-74
2-26	Auburn (A)	NR	NR	W, 88-76
2-28	Florida (A)	NR	NR	W, 79-74
3-5	Ole Miss (A)	NR	NR	L, 68-90

1977-78 RECORD: 18-9, 12-6

Coach: Dale Brown

DATE	OPPONENT	LSU RANK	OPP RANK	RESULTS
11-15	Soviet Union (H)* (2 ot)			W, 99-96

11-28	New Orleans (H)	NR	NR	L, 69-73
11-30	Washington State (H)	NR	NR	W, 83-58
12-3	Oral Roberts (A)	NR	NR	W, 68-60
12-5	Texas (A)	NR	NR	L, 68-82
12-7	Tulane (H)	NR	NR	W, 120-88
12-18	Tulane (A)	NR	NR	W, 83-74
12-21	DePaul (H)	NR	NR	W, 68-67
12-22	Rice (H)	NR	NR	W, 97-68
12-29	Arkansas (H)	NR	#3	L, 62-67
1-2	Mississippi State (A) (ot)	NR	NR	L, 82-84
1-4	Alabama (A)	NR	NR	L, 67-70
1-7	Georgia (H)	NR	NR	W, 96-78
1-9	Tennessee (H)	NR	NR	W, 121-87

1-14	Kentucky (A)	NR	#1	L, 76-96
1-16	Vanderbilt (A)	NR	NR	W, 77-55
1-21	Florida (H)	NR	NR	L, 70-74
1-23	Auburn (H)	NR	NR	W, 90-79
1-28	Ole Miss (A)	NR	NR	W, 74-61
2-4	Georgia (A)	NR	NR	W, 89-68
2-6	Tennessee (A)	NR	NR	W, 101-86
2-11	Kentucky (H) (ot)	NR	#1	W, 95-94
2-13	Vanderbilt (H)	NR	NR	W, 80-73
2-18	Florida (A)	NR	NR	L, 72-73
2-20	Auburn (A) (ot)	NR	NR	W, 101-95
2-25	Ole Miss (H)	NR	NR	W, 94-75
3-4	Mississippi State (H)	NR	NR	L, 67-68
3-6	Alabama (H)	NR	NR	W, 103-85

SEC Champions 1978-79 RECORD: 23-6, 14-4

Coach: Dale Brown

DATE	OPPONENT	LSU RANK	OPP RANK	RESULTS
11-3	Australia (H)*			W, 90-65
11-24	St. Francis (H)	#14	NR	W, 112-81
11-27	UNO (A)	#14	NR	W, 64-42
12-1	Oral Roberts (H)	#11	NR	W, 91-75
12-4	Tulane (H)	#11	NR	W, 109-85
12-9	Tulane (A)	#12	NR	W, 98-88
12-18	Montana St. (H)	#11	NR	W, 99-89

At Madison Square Garden

12-21	Army (N-MSC)	#10	NR	W, 83-77
12-29	Colgate (H)	#7	NR	W, 100-73
1-3	Georgia (H)	#7	NR	W, 97-75
1-6	Kentucky (A)	#7	#9	W, 93-89
1-8	Vanderbilt (A)	#7	NR	L, 87-88
1-10	Alabama (A)	#5	NR	L, 76-90
1-13	Florida (H)	#5	NR	W, 80-72
1-15	Auburn (H)	#5	NR	W, 94-82
1-20	Ole Miss (A) (ot)	#9	NR	W, 70-69
1-24	Tennessee (H)	#9	NR	W, 77-75
1-27	Georgia (A)	#9	NR	L, 88-93
1-29	Tennessee (A)	#9	NR	W, 84-78
2-3	Kentucky (H)	#9	NR	W, 70-61
2-5	Vanderbilt (H)	#9	#16	W, 92-71
2-8	Mississippi State (A)	#8	NR	W, 52-48
2-10	Florida (A) (ot)	#8	NR	W, 88-82
2-12	Auburn (A)	#8	NR	W, 78-68
2-17	Ole Miss (H)	#6	NR	W, 67-62
2-22	Alabama (H)	#5	NR	W, 86-66
2-24	Mississippi State (H)	#5	NR	L, 57-65

SEC Tournament - Birmingham, Ala.

3-2	Kentucky (N)	#8	NR	L, 67-80
-----	--------------	----	----	----------

NCAA Tournament - Bloomington, Ind.

3-10	Appalachian St. (N)	#9	NR	W, 71-57
------	---------------------	----	----	----------

NCAA Tournament - Indianapolis, Ind.

3-16	Michigan St. (N)	#7	#3	L, 71-87
------	------------------	----	----	----------

SEC Tournament Champions 1979-80 RECORD: 26-6, 14-4

Coach: Dale Brown

DATE	OPPONENT	LSU RANK	OPP RANK	RESULTS
11-13	Yugoslavia (H)*			W, 82-79

12-1	Florida (H)	#7	NR	W, 112-81
12-3	UNO (H)	#7	NR	W, 104-78
12-5	Tulane (A)	#6	NR	W, 80-79
12-15	Maine (H)	#6	NR	W, 103-81
12-20	Arkansas (A-Little Rock)	#7	#20	W, 58-55
12-22	Tulane (H)	#7	NR	W, 95-85
12-28	Boston U. (H)	#5	NR	W, 92-72
12-29	Delaware (H)	#5	NR	W, 92-84
1-2	Vanderbilt (A)	#4	NR	L, 66-77
1-5	Mississippi State (H)	#4	NR	W, 80-58
1-7	Alabama (H)	#4	NR	L, 58-57
1-12	Georgia (A)	#6	NR	L, 72-73
1-16	Auburn (H)	#14	NR	W, 93-82
1-19	Tennessee (A)	#14	NR	W, 75-74
1-20	DePaul (A)	#14	#1	L, 75-78
1-23	Ole Miss (H)	#11	NR	W, 72-66
1-26	Florida (A)	#11	NR	W, 66-58
1-28	Kentucky (A)	#11	#5	W, 65-60
1-30	Vanderbilt (H)	#10	NR	W, 83-81
2-2	Mississippi State (A)	#10	NR	W, 75-63
2-6	Alabama (A) (ot)	#7	NR	W, 68-66
2-9	Georgia (H)	#7	NR	W, 96-77
2-13	Auburn (A)	#6	NR	W, 50-44
2-16	Tennessee (H)	#6	NR	W, 73-66
2-21	Ole Miss (A)	#5	NR	W, 77-74
2-24	Kentucky (H) (ot)	#5	#3	L, 74-76

SEC Tournament - Birmingham, Ala.

2-28	Florida (N)	#5	NR	W, 95-82
2-29	Alabama (N)	#5	NR	W, 73-66

3-1	Kentucky (N)	#5	#2	W, 80-78
-----	--------------	----	----	----------

NCAA Tournament - Denton, Texas

3-9	Alcorn State (N)	#3	NR	W, 98-88
-----	------------------	----	----	----------

NCAA Regional - Houston, Texas

3-14	Missouri (N)	#3	#16	W, 68-63
3-16	Louisville (N)	#3	#3	L, 66-86

SEC Champions NCAA Final Four 1980-81 RECORD: 31-5, 17-1

Coach: Dale Brown

DATE	OPPONENT	LSU RANK	OPP RANK	RESULTS
11-13	Airliners (H)*			W, 91-87

Great Alaskan Shootout

11-28	Colgate (N-GAS)	#12	NR	W, 79-61
11-29	Arkansas (N-GAS)	#12	#20	L, 76-86
11-30	Georgetown (N-GAS)	#12	#16	W, 76-67
12-6	Tulane (H)	#15	NR	W, 119-81
12-13	Nevada-Las Vegas(H)	#11	NR	W, 87-73
12-18	UNO (A)	#10	NR	W, 96-66
12-20	Tulane (A)	#10	NR	W, 86-72
12-22	Xavier (H)	#10	NR	W, 78-62
12-29	UNC-Wilmington (H)	#10	NR	W, 100-68
12-30	St. Francis (H)	#10	NR	W, 91-65
1-3	Florida (A)	#10	NR	W, 92-66
1-7	Vanderbilt (H)	#9	NR	W, 77-61
1-10	Mississippi State (A)	#9	NR	W, 81-69
1-14	Alabama (A)	#6	NR	W, 53-56
1-17	Georgia (H)	#6	NR	W, 78-65
1-19	Kentucky (H)	#6	#3	W, 81-67
1-21	Auburn (A)	#5	NR	W, 74-64
1-24	Tennessee (H)	#5	NR	W, 80-63
1-28	Ole Miss (A)	#4	NR	W, 63-59
1-31	Florida (H)	#4	NR	W, 92-75
2-4	Vanderbilt (A)	#4	NR	W, 88-81
2-7	Mississippi State (H)	#4	NR	W, 94-89
2-11	Alabama (H)	#4	NR	W, 70-57
2-14	Georgia (A)	#4	NR	W, 64-62
2-18	Auburn (H)	#4	NR	W, 58-47
2-21	Tennessee (A)	#4	#8	W, 66-65
2-22	Texas A&M (H)	#4	NR	W, 67-57
2-25	Ole Miss (H)	#2	NR	W, 74-67
3-1	Kentucky (A)	#2	#9	L, 71-73

SEC Tournament - Birmingham, Ala.

3-5	Florida (N)	#3	NR	W, 85-73
3-6	Georgia (N)	#3	NR	L, 60-68

NCAA Tournament - Austin, Texas

3-14	Lamar (N)	#4	NR	W, 100-78
------	-----------	----	----	-----------

NCAA Regional - New Orleans, La.

3-20	Arkansas (N)	#4	#20	W, 72-56
3-22	Wichita State (N)	#4	NR	W, 98-85

NCAA Final Four - Philadelphia, Pa.

3-28	Indiana (N)	#4	#9	L, 49-67
3-30	Virginia (N)	#4	#5	L, 74-78

1981-82 RECORD: 14-14, 11-7

Coach: Dale Brown

DATE	OPPONENT	LSU RANK	OPP RANK	RESULTS
11-19	Airliners (H)*			W, 76-71

11-28	Nevada-Las Vegas (A)	#17	NR	L, 79-83
12-7	Texas A&M (A)	NR	NR	L, 63-68
12-9	St. Peter's (H)	NR	NR	W, 71-55
12-21	Texas-El Paso (H)	NR	NR	W, 71-59
12-23	UCLA (H-New Orleans)	NR	#15	L, 76-83

Sugar Bowl Classic - New Orleans

12-28	Wake Forest (N-SBC)	NR	NR	W, 70-64
12-29	Houston (N-SBC)	NR	NR	L, 69-73
1-2	Florida (H)	NR	NR	W, 61-60

Year-by-Year Results

12-28	Utah State (H)	#18	NR	W, 103-71
12-30	Alabama (H)	#18	NR	W, 63-61
1-2	Georgia (A)	#14	NR	W, 79-74
1-5	Mississippi State (A)	#14	NR	L, 69-83
1-9	Alabama (A)	NR	NR	L, 67-89
1-12	Tennessee (H)	NR	NR	W, 75-65
1-17	Ole Miss (A)	NR	NR	L, 65-68
1-19	Vanderbilt (A)	NR	NR	W, 69-68
1-23	Florida (H)	NR	NR	W, 86-68
1-26	Auburn (H)	NR	NR	W, 80-62
1-31	Kentucky (A)	NR	NR	L, 43-53
2-2	Georgia (H)	NR	NR	L, 58-59
2-6	Mississippi State (H)	NR	NR	W, 80-65
2-10	North Carolina (H)	NR	#15	L, 70-75
2-14	Tennessee (A)	NR	NR	W, 87-92
2-16	Syracuse (A)	NR	#8	L, 64-76
2-20	Vanderbilt (H)	NR	NR	W, 64-55
2-23	Florida (A)	NR	NR	W, 61-59
2-27	Auburn (A)	NR	NR	W, 78-73
3-2	Kentucky (H)	NR	NR	W, 67-61
SEC Tournament - Birmingham, Ala.				
3-7	Auburn (N)	#19	NR	L, 55-58
NCAA Tournament - Dayton, Ohio				
3-15	Navy (N)	#20	NR	L, 55-78

NCAA Final Four 1985-86 RECORD: 26-12, 9-9

Coach: Dale Brown				
DATE	OPPONENT	LSU RANK	OPP RANK	RESULTS
11-15	Brewster Heights (H)*			W, 131-82
11-22	Montana State (H)	#14	NR	W, 94-59
11-27	Washington (A)	#12	NR	W, 70-61
11-30	BYU-Hawaii (A)	#12	NR	W, 89-71
12-1	Hawaii-Pacific (A)	#12	NR	W, 101-89
12-2	Hawaii-Loa (A)	#12	NR	W, 77-68
12-3	Hawaii-Hilo (A)	#11	NR	W, 70-61
12-14	Hardin-Simmons (H)	#11	NR	W, 87-71
12-16	Lamar (A)	#11	NR	W, 74-57
12-17	Texas (A)	#9	NR	W, 72-65

LSU Invitational				
DATE	OPPONENT	LSU RANK	OPP RANK	RESULTS
12-20	SE Louisiana (H-LSUJ)	#9	NR	W, 82-61
12-21	Southern (H-LSUJ)	#9	NR	W, 91-83
12-30	Oral Roberts (H)	#9	NR	W, 82-64
1-2	Georgia (H)	#8	NR	W, 85-73
1-4	Mississippi State (H)	#8	NR	W, 90-74
1-9	Alabama (A)	#8	NR	L, 67-83
1-11	Tennessee (A)	#8	NR	L, 77-88
1-13	Ole Miss (H)	#8	NR	W, 86-68
1-18	Vanderbilt (H)	#14	NR	W, 84-67
1-22	Florida (A)	#14	NR	L, 65-74
1-29	Kentucky (H)	#17	#8	L, 52-54
2-1	Georgia (A)	#17	NR	L, 76-92
2-2	Georgetown (A)	#17	#12	L, 72-74
2-4	Auburn (A)	NR	NR	W, 63-61
2-5	Mississippi State (A)	NR	NR	W, 88-92
2-9	Alabama (H)	NR	#20	L, 71-80
2-12	Tennessee (H)	NR	NR	W, 75-50
2-15	Ole Miss (A)	NR	NR	L, 57-58
2-20	Vanderbilt (A)	NR	NR	W, 74-68
2-22	Florida (H)	NR	NR	W, 80-69
2-26	Auburn (H)	NR	NR	L, 86-92
3-1	Kentucky (A)	NR	#5	L, 57-68
SEC Tournament - Lexington, Ky.				
3-6	Florida (N)	NR	NR	W, 72-66
3-7	Kentucky (A)	NR	#4	L, 58-61
NCAA Tournament - Baton Rouge				
3-13	Purdue (H) [2 OT]	NR	NR	W, 94-87
3-15	Memphis State (H)	NR	#12	W, 83-81
NCAA SE Regional - Atlanta				
3-20	Georgia Tech (A)	NR	#6	W, 70-64
3-22	Kentucky (N)	NR	#3	W, 59-57
NCAA Final Four - Dallas				
3-29	Louisville (N)	NR	#7	L, 77-88

1986-87 RECORD: 24-15, 8-10

Coach: Dale Brown				
DATE	OPPONENT	LSU RANK	OPP RANK	RESULTS
11-14	Continental (H)*			W, 86-76
Pre-Season NIT				
11-21	TCU (H-NIT)	NR	NR	L, 74-83
12-4	Arkansas State (H)	NR	NR	W, 73-61
12-6	McNeese State (A)	NR	NR	W, 77-92
12-14	Georgia Tech (H)	NR	#16	W, 52-44
12-16	Florida (A)	NR	NR	L, 75-96
LSU Invitational				
12-19	Hardin-Simm. (H-LSUJ)	NR	NR	W, 77-71
12-20	New Orleans (H-LSUJ)	NR	NR	L, 71-82
12-22	Vanderbilt (H)	NR	NR	L, 61-63
12-29	W. Virginia St. (N)	NR	NR	W, 93-76
12-30	Illinois-Chicago (N)	NR	NR	W, 117-84

12-31	BYU-Hawaii (A)	NR	NR	W, 85-70
1-1	Denison (N)	NR	NR	W, 99-45
1-5	Ole Miss (A)	NR	NR	L, 63-73
1-8	Tennessee (A)	NR	NR	W, 79-78
1-10	Georgia (H) [ot]	NR	NR	L, 63-94
1-12	Oklahoma (A)	NR	#11	L, 85-94
1-15	Alabama (A)	NR	#15	L, 65-69
1-18	Kentucky (A)	NR	NR	W, 76-41
1-21	Florida (H)	NR	NR	L, 51-75
1-24	W. Kentucky (H)	NR	NR	W, 67-62
1-25	Mississippi State (A)	NR	NR	W, 52-50
1-28	Auburn (H)	NR	#18	W, 75-73
1-31	Vanderbilt (A)	NR	NR	L, 65-66
2-4	Ole Miss (H) [ot]	NR	NR	W, 82-75
2-7	Tennessee (H)	NR	NR	W, 60-58
2-9	N. Arizona (H)	NR	NR	W, 70-58
2-11	Georgia (A)	NR	NR	L, 57-63
2-14	Alabama (H)	NR	#14	L, 52-60
2-21	Kentucky (H)	NR	NR	W, 65-52
2-25	Mississippi State (H)	NR	NR	W, 55-46
3-1	Auburn (A)	NR	NR	L, 62-100
SEC Tournament - Atlanta, Ga.				
3-5	Mississippi State (N)	NR	NR	W, 68-54
3-6	Florida (N)	NR	NR	W, 72-66
3-7	Georgia (N) [2 ot]	NR	NR	W, 89-88
3-8	Alabama (N)	NR	#9	L, 62-100
NCAA Tournament - Rosemont, Ill.				
3-15	Georgia Tech (N)	NR	NR	W, 85-79
3-17	Temple (N)	NR	#8	W, 72-62
NCAA Regional - Cincinnati				
3-20	DePaul (N)	NR	#5	W, 63-58
3-22	Indiana (N)	NR	#3	L, 76-77

1987-88 RECORD: 16-14, 10-8

Coach: Dale Brown				
DATE	OPPONENT	LSU RANK	OPP RANK	RESULTS
11-27	Brewster Heights (H)*			W, 123-97
LSU Invitational				
12-4	Nicholls State (H-LSUJ)	NR	NR	W, 86-62
12-5	Southern (H-LSUJ)	NR	NR	W, 98-77
12-12	Maryland (H)	NR	NR	W, 55-54
12-16	Georgia Tech (A)	NR	NR	L, 70-87
12-19	Arkansas State (A)	NR	NR	L, 52-66
12-22	SW Texas State (H)	NR	NR	W, 93-74
UNLV/Bud Light Classic				
12-28	N. Iowa (N-UNLV)C	NR	NR	L, 80-90
12-29	UNLV (A-UNLV)C	NR	NR	L, 59-78
1-6	Vanderbilt (A)	NR	NR	W, 51-39
1-9	Ole Miss (A) [ot]	NR	NR	W, 69-61
1-11	Oklahoma (H-N.O.)C	NR	#8	W, 84-77
1-13	Tennessee (A)	NR	NR	W, 52-51
1-16	Georgia (A)	NR	NR	L, 50-59
1-20	Alabama (H)	NR	NR	W, 67-52
1-23	Kentucky (H)	NR	#4	L, 61-76
1-27	Florida (A)	NR	#14	L, 50-61
1-30	Mississippi State (H)	NR	NR	L, 47-49
2-3	Auburn (A)	NR	NR	W, 78-69
2-6	Vanderbilt (H)	NR	NR	W, 94-79
2-10	Ole Miss (H)	NR	NR	W, 78-57
2-13	Tennessee (H)	NR	NR	W, 92-73
2-17	Georgia (H)	NR	NR	W, 63-62
2-20	Alabama (A)	NR	NR	L, 59-72
2-24	Kentucky (A)	NR	#12	L, 65-92
3-2	Mississippi State (A)	NR	NR	L, 60-62
3-5	Auburn (H)	NR	NR	L, 80-89
3-6	Florida (H)	NR	NR	W, 86-69
SEC Tournament - Baton Rouge				
3-11	Vanderbilt (H)	NR	NR	W, 87-80
3-12	Kentucky (H)	NR	#6	L, 80-86
NCAA Tournament - Hartford, Conn.				
3-18	Georgetown (N)	NR	NR	L, 63-66

1988-89 RECORD: 20-12, 11-7

Coach: Dale Brown				
DATE	OPPONENT	LSU RANK	OPP RANK	RESULTS
11-11	Brewster Heights (H)*			W, 103-94
11-20	Yugoslavia (H)*			L, 84-92
11-25	Marist College (H)	NR	NR	W, 94-58
11-30	Oral Roberts (H)	NR	NR	L, 96-100
12-6	Louisiana Tech (H) [ot]	NR	NR	L, 109-111
12-8	McNeese State (H)	NR	NR	W, 91-89
12-10	Florida (A)	NR	NR	W, 111-101
12-20	Tennessee-Martin (H)	NR	NR	W, 128-89
12-22	Illinois (H)	NR	#5	L, 100-127
Chaminade Classic - Honolulu				
12-28	Morehead St. (N-CC)	NR	NR	W, 101-88
12-29	Chaminade (A-CC)	NR	NR	W, 94-79
12-30	Nebraska (N-CC)	NR	NR	W, 90-87
1-2	Maryland (A)	NR	NR	W, 79-77
1-4	Mississippi State (H)	NR	NR	L, 84-87
1-7	Auburn (H)	NR	NR	W, 104-77

1-11	Tennessee (A)	NR	#17	L, 96-100
1-14	Kentucky (A)	NR	NR	W, 64-62
1-18	Vanderbilt (H)	NR	NR	W, 85-84
1-21	Alabama (H)	NR	NR	W, 80-76
1-25	Georgia (A)	NR	NR	W, 80-79
1-28	Georgetown (H-N.O.)	NR	#2	W, 82-80
2-1	Ole Miss (H)	NR	NR	W, 105-75
2-4	Mississippi State (A)	NR	NR	L, 79-96
2-8	Auburn (A)	#19	NR	W, 104-91
2-11	Tennessee (H)	#19	NR	W, 122-106
2-15	Kentucky (H)	NR	NR	W, 99-80
2-18	Vanderbilt (A)	NR	NR	L, 74-108
2-20	Georgia (H)	NR	NR	W, 97-83
2-22	Alabama (A)	#20	NR	L, 72-87
2-25	Nevada-Las Vegas (H)	#20	#18	W, 88-87
3-1	Florida (H)	NR	NR	L, 95-104
3-4	Ole Miss (A) [ot]	NR	NR	L, 112-113

SEC Tournament - Knoxville, Tenn.				
3-10	Tennessee (A)	NR	NR	L, 77-95
NCAA Tournament - Tucson, Arizona				
3-17	Texas-El Paso (N)	NR	NR	L, 74-85

1989-90 RECORD: 23-9, 12-6

Coach: Dale Brown				
DATE	OPPONENT	LSU RANK	OPP RANK	RESULTS
11-8	Athletes in Action (H)*			W, 111-79
11-10	Russia (H)*			W, 114-109
Pre-Season NIT				
11-15	S. Mississippi (H-NIT)	#2	NR	W, 91-80
11-17	Kansas (H-NIT)	#2	NR	L, 83-89
12-2	McNeese State (H)	#9	NR	W, 85-49
12-4	Lamar (H)	#9	NR	W, 116-76
12-8	Cal. State L.A. (H)	#9	NR	W, 82-57
12-20	Northwestern St. (H)	#8	NR	W, 73-63
12-30	Hardin-Simmons (H)	#9	NR	W, 100-66
1-2	Texas (H-Houston)	#11	NR	W, 124-113
1-4	Mississippi State (A) [ot]	#11	NR	L, 80-87
1-6	Auburn (A)	#11	NR	W, 77-70
1-8	Tennessee (H)	#11	NR	W, 111-94
1-13	Kentucky (H)	#14	NR	W, 94-81
1-16	Vanderbilt (H)	#13	NR	W, 101-72
1-20	Notre Dame (H-N.O.)	#13	NR	W, 87-64
1-21	Alabama (A)	#13	#24	L, 55-70
1-24	Georgia (H)	#16	NR	L, 92-94
1-27	Florida (H)	#16	NR	W, 70-52
1-28	Nevada-Las Vegas (H)	#16	#5	W, 107-105
1-31	Ole Miss (A)	#14	NR	W, 79-77
2-3	Loyola Mary. (H) [ot]	#14	#20	W, 148-141
2-5	Mississippi State (H)	#14	NR	W, 86-68
2-7	Auburn (H)	#11	NR	W, 82-71
2-10	Tennessee (A)	#11	NR	W, 119-113
2-15	Kentucky (A)	#9	NR	L, 95-100
2-18	Vanderbilt (A)	#9	NR	W, 121-108
2-21	Alabama (H)	#12	NR	W, 75-69
2-25	Georgia (A)	#12	NR	L, 85-86
2-27	Florida (A)	#15	NR	L, 63-76
3-3	Ole Miss (H)	#15	NR	W, 103-94
SEC Tournament - Orlando, Fla.				
3-9	Auburn (N-SEC)	#16	NR	L, 76-78
NCAA Tournament - Knoxville, Tenn.				
3-15	Villanova (N-NCAA)	#19	NR	W, 70-63
3-17	Georgia Tech (N-NCAA)	#19	NR	L, 91-94

SEC Champions 1990-91 RECORD: 20-10, 13-5

Coach: Dale Brown				
DATE	OPPONENT	LSU RANK	OPP RANK	RESULTS
11-16	Newcastle (H)*			W, 111-91
11-24	Villanova (N-TC)	#14	NR	L, 91-93
11-26	SE Louisiana (H)	#14	NR	W, 117-68
11-30	Texas (H)	#20	#22	W, 101-87
12-7	Chapman (H)	#18	NR	W, 101-68
12-8	Arizona (H)	#18	#2	W, 92-82
12-18	Arkansas State (H)	#10	NR	W, 98-74
12-20	Loyola Mary. (H)	#10	NR	W, 122-114
12-22	Illinois (A)	#10	NR	L, 96-102
12-29	Nicholls State (H)	#15	NR	W, 118-76
1-2	Vanderbilt (H)	#14	NR	W, 87-70
1-5	Kentucky (A)	#14	#16	L, 80-93
1-7	Georgia (H)	#14	NR	W, 83-76
1-12	Auburn (A)	#20	NR	W, 96-84
1-15	Alabama (A)	#20	NR	W, 90-80
1-19	Ole Miss (H)	#20	NR	W, 87-71
1-22				

NCAA Tournament - Chicago, Ill.

3-18	California (N)	NR	NR	L, 64-66
------	----------------	----	----	----------

1993-94 RECORD: 11-16, 5-11

Coach: Dale Brown

DATE	OPPONENT	LSU RANK	OPP RANK	RESULTS
11-19	Dinamo Moscow (H)*			L, 85-87
11-22	High Five America (H)*		W, 101-87	
11-26	Texas (H)	NR	NR	W, 86-66
12-4	Nicholls St. (H) (ot)	NR	NR	W, 95-90
12-11	Okla. St. (H-N. O.)	NR	#15	W, 71-68
12-16	McNeese St. (H)	#25	NR	W, 93-72
12-18	UCLA (A)	#25	#9	L, 80-100
12-21	Southeastern La. (H)	NR	NR	W, 96-62
12-28	Winthrop (H)	NR	NR	W, 100-71
12-30	Radford (H)	NR	NR	L, 72-73
1-5	Florida (A)	NR	NR	L, 73-74
1-8	Auburn (H)	NR	NR	W, 83-72
1-11	Arkansas (A)	NR	#4	L, 83-84
1-15	Vanderbilt (A)	NR	#24	W, 83-81
1-19	Alabama (H)	NR	NR	L, 67-71
1-22	N. Carolina (H-N. O.)	NR	#4	L, 85-88
1-26	Mississippi St. (H)	NR	NR	L, 52-66
1-29	Ole Miss (H)	NR	NR	W, 90-66
2-2	South Carolina (A)	NR	NR	W, 77-71
2-5	Tennessee (H)	NR	NR	W, 84-83
2-8	Alabama (A)	NR	NR	L, 66-75
2-12	Auburn (A)	NR	NR	L, 83-111
2-15	Kentucky (H)	NR	#11	L, 95-99
2-19	Georgia (H)	NR	NR	L, 84-100
2-23	Louisville (A)	NR	#13	L, 64-82
2-26	Mississippi St. (A)	NR	NR	L, 66-86
3-2	Arkansas (H) (ot)	NR	#1	L, 105-108
3-5	Ole Miss (A)	NR	NR	L, 78-93

SEC Tournament - Memphis, Tenn.

3-10	Georgia (N)	NR	NR	L, 70-83
------	-------------	----	----	----------

1994-95 RECORD: 12-15, 6-10

Coach: Dale Brown

DATE	OPPONENT	LSU RANK	OPP RANK	RESULTS
11-11	High Five America (H)*			W, 83-73
11-18	Victorian All-Stars (H)*			W, 94-90
11-25	Southeastern La. (H)	NR	NR	W, 106-80
11-29	McNeese State (H)	NR	NR	W, 86-71
12-3	George Mason (H)	NR	NR	W, 127-104
12-6	Troy State (H)	NR	NR	W, 113-78
12-17	UCLA (H)	NR	#2	L, 72-92
12-20	Oklahoma St. (A-Tulsa)	NR	NR	L, 67-111
12-22	Coppin State (H)	NR	NR	L, 66-69
12-28	Georgia State (H)	NR	NR	W, 105-70
12-30	Md-Baltimore Co. (H)	NR	NR	W, 88-67
1-3	Florida (H)	NR	#13	W, 70-66
1-7	Texas (A)	NR	NR	L, 71-80
1-11	Auburn (A)	NR	NR	W, 76-73
1-17	Alabama (A)	NR	NR	W, 74-61
1-21	Ole Miss (H)(ot)	NR	NR	W, 87-81
1-25	Mississippi State (A)	NR	NR	L, 60-73
1-28	Vanderbilt (H)	NR	NR	L, 58-66
1-31	Arkansas (A)	NR	#8	L, 81-105
2-4	Tennessee (A)	NR	NR	W, 56-52
2-8	Mississippi State (H)	NR	#21	L, 61-67
2-11	Alabama (H)	NR	#18	L, 66-74
2-15	Ole Miss (A)	NR	NR	L, 90-102
2-18	Georgia (A)	NR	NR	L, 89-98
2-22	Arkansas (H)	NR	#8	L, 90-92
2-25	Auburn (H)	NR	NR	W, 89-78
3-1	South Carolina (H)	NR	NR	L, 62-69
3-4	Kentucky (A)	NR	#5	L, 80-127

SEC Tournament - Atlanta, Ga.

3-9	Vanderbilt (N)	NR	NR	L, 61-85
-----	----------------	----	----	----------

1995-96 RECORD: 12-17, 4-12

Coach: Dale Brown

DATE	OPPONENT	LSU RANK	OPP RANK	RESULTS
11-8	Athletes in Action (H)*			L, 82-90
11-15	Victorian All-Stars (H)*			W, 79-62
Hawaii Tipoff Classic				
11-24	Saint Louis (N)	NR	NR	L, 70-79
11-26	Dayton (N)	NR	NR	L, 73-86
11-29	Southern (H)	NR	NR	W, 109-100
12-1	McNeese State (H)	NR	NR	W, 83-73
12-5	Michigan (H)	NR	#22	L, 68-69
12-16	Tenn-Martin (H)	NR	NR	W, 93-74
12-19	Centenary (H)	NR	NR	W, 65-63
12-22	Jackson State (H)	NR	NR	L, 76-87
12-23	Louisiana College (H)	NR	NR	W, 104-65
12-29	Marist (H)	NR	NR	W, 80-65
12-30	Cornell (H)	NR	NR	W, 70-60
1-3	Mississippi State (H)	NR	#17	L, 64-77

1-6	Alabama (H)	NR	NR	W, 99-77
1-10	Vanderbilt (A)	NR	NR	W, 71-68
1-16	Kentucky (H)	NR	#2	L, 97-129
1-21	Auburn (A)	NR	#21	L, 87-95
1-23	Nicholls State (H)	NR	NR	W, 86-69
1-27	Florida (A)	NR	NR	L, 70-73
1-30	Arkansas (A)	NR	NR	L, 68-76
2-3	Ole Miss (H)	NR	NR	W, 71-66
2-7	Georgia (H)	NR	NR	L, 82-85
2-10	South Carolina (A)	NR	NR	L, 68-106
2-14	Tennessee (H)	NR	NR	L, 65-73
2-17	Alabama (A)	NR	NR	L, 73-76
2-21	Mississippi State (A)	NR	NR	L, 77-88
2-24	Auburn (H)	NR	NR	W, 93-67
2-28	Ole Miss (A)	NR	NR	L, 48-75
3-2	Arkansas (H)	NR	NR	L, 79-94

SEC Tournament - New Orleans

3-7	South Carolina (N)	NR	NR	L, 76-65
-----	--------------------	----	----	----------

1996-97 RECORD: 10-20, 3-13

Coach: Dale Brown

DATE	OPPONENT	LSU RANK	OPP RANK	RESULTS
11-8	Geelong Supercats (H)*			W, 81-40
11-15	Bulgaria (H)*			W, 67-61
11-22	Troy State (H)	NR	NR	W*, 90-59
Maui Classic				
11-25	Kansas (N)	NR	#2	L, 53-82
11-26	Iowa (N)	NR	NR	W*, 70-60
11-27	South Carolina (N)	NR	NR	L, 68-74
11-30	North Carolina A&T (H)	NR	NR	W*, 74-62
12-3	Samford (H)	NR	NR	L, 50-53

John Wooden Classic - Anaheim, Calif.

12-7	Louisville (N) (ot)	NR	NR	L, 87-93
12-15	Michigan (A)	NR	#5	L, 59-70
12-18	N. Carolina (A)	NR	#12	L, 48-67
12-21	Oral Roberts (H)	NR	NR	W*, 58-58
12-23	Prairie View (H)	NR	NR	W, 96-56
12-28	Fresno State (H)	NR	NR	W*, 79-75
12-30	Lafayette (H)	NR	NR	W, 64-43
1-4	Mississippi State (A)	NR	NR	L, 66-69
1-7	Florida (H)	NR	NR	W, 88-82
1-11	Arkansas (A)	NR	NR	L, 59-82
1-15	Vanderbilt (H)	NR	NR	L, 62-69
1-19	Tennessee (A)	NR	NR	L, 52-66
1-22	Auburn (H)	NR	NR	W, 75-59
1-25	Alabama (A)	NR	NR	L, 66-75
1-29	Mississippi State (H)	NR	NR	L, 60-68
2-1	South Carolina (H)	NR	#25	L, 65-80
2-5	Ole Miss (H)	NR	NR	L, 73-79
2-8	Auburn (A)	NR	NR	L, 72-76
2-12	Kentucky (A)	NR	#4	L, 48-84
2-15	Alabama (H)	NR	NR	L, 72-78
2-22	Georgia (A)	NR	NR	L, 58-82
2-26	Ole Miss (A)	NR	NR	L, 68-74
3-1	Arkansas (H)	NR	NR	W, 66-64

SEC Tournament - Memphis, Tenn.

3-6	Georgia (N)	NR	#24	L, 54-75
-----	-------------	----	-----	----------

*wins vacated by NCAA

**COACH JOHN BRADY
11 SEASONS • 1997-2008
192-139 (.580)**

1997-98 RECORD: 9-18, 2-14

Coach: John Brady

DATE	OPPONENT	LSU RANK	OPP RANK	RESULTS
11-6	Double Pump* (H)			W, 76-67
11-14	Outback All-Stars* (H)			W, 60-62
11-20	Southern-NO (H)	NR	NR	W, 99-51
11-24	Centenary (H)	NR	NR	W, 58-41
11-26	Fresno State (A)	NR	#12	L, 65-90
11-29	Nicholls St. (H)	NR	NR	W, 72-52
12-1	Lamar (H)	NR	NR	L, 64-70
12-14	Jackson St. (H)	NR	NR	W, 57-49
12-17	Texas (A)	NR	NR	L, 63-69
12-23	Robert Morris (H)	NR	NR	W, 63-58
12-28	Southern-BR (H)	NR	NR	W, 77-66
1-30	Houston (H)	NR	NR	W, 72-50
1-4	Arkansas (A)	NR	#23	L, 58-62
1-7	Alabama (H)	NR	NR	L, 57-60
1-10	South Carolina (A)	NR	#16	L, 53-70
1-14	Auburn (H)	NR	NR	W, 59-54
1-17	Florida (A)	NR	NR	W, 66-63
1-21	Ole Miss (A)	NR	#13	L, 58-80
1-24	Georgia (H)	NR	NR	L, 52-61
1-28	Arkansas (H)	NR	#15	L, 68-85
1-31	Tennessee (H)	NR	NR	L, 65-72
2-4	Kentucky (H)	NR	#8	L, 61-63
2-11	Mississippi State (A)	NR	NR	L, 48-65
2-14	Auburn (A)	NR	NR	L, 44-66

2-18	Ole Miss (H)	NR	#15	L, 57-83
2-21	Alabama (A)	NR	NR	L, 60-69
2-25	Vanderbilt (A)	NR	NR	L, 58-60
2-28	Mississippi State (H)	NR	NR	L, 62-63

SEC Tournament - Atlanta, Ga.

3-5	Tennessee (N)	NR	NR	L, 62-73
-----	---------------	----	----	----------

1998-99 RECORD: 12-15, 4-12

Coach: John Brady

DATE	OPPONENT	LSU RANK	OPP RANK	RESULTS
11-16	Texas-Pan Am (H)	NR	NR	W, 75-56
11-21	McNeese State (H)	NR	NR	W, 52-39
11-25	North Carolina A&T (H)	NR	NR	W, 72-59
11-30	Houston (A)	NR	NR	L, 55-67
12-12	Jackson State (H)	NR	NR	W, 72-53
12-16	Prairie View AGM (H)	NR	NR	W, 84-62
12-19	Texas (H) (ot)	NR	NR	W, 63-61
12-22	Troy State (H)	NR	NR	W, 74-56
12-29	Belmont (H)	NR	NR	W, 82-63
1-2	Arkansas (H)	NR	#18	L, 75-80
1-6	Tennessee (A)	NR	NR	L, 58-93
1-9	Auburn (H)	NR	#14	L, 70-73
1-13	Alabama (H)	NR	NR	W, 71-70
1-16	Mississippi State (A)	NR	NR	L, 53-55
1-20	Florida (H)	NR	NR	L, 58-77
1-23	Vanderbilt (H)	NR	NR	W, 64-59
1-27	Arkansas (A)	NR	#21	L, 64-86
1-30	Kentucky (A)	NR	#6	L, 62-86
2-3	Ole Miss (H)	NR	NR	L, 66-82
2-6	Auburn (A)	NR	#6	L, 54-80
2-10	Alabama (A) (3ot)	NR	NR	L, 71-72
2-13	Arizona (A)	NR	#10	L, 71-78
2-17	South Carolina (H)	NR	NR	W, 60-56
2-20	Georgia (A)	NR	NR	L, 57-59
2-24	Mississippi State (H)	NR	NR	W, 74-63
2-27	Ole Miss (A)	NR	NR	L, 57-79

SEC Tournament - Atlanta, Ga.

3-4	Florida (N)	NR	#21	L, 75-97
-----	-------------	----	-----	----------

**SEC Champions
1999-00 RECORD: 28-6, 12-4**

Coach: John Brady

DATE	OPPONENT	LSU RANK	OPP RANK	RESULTS
11-8	Next Level (H)*			W, 78-70

Space City Classic - Houston

11-30	Texas A&M (N)	NR	NR	L, 77-79
12-3	Delaware State (H)	NR	NR	W, 85-44
12-7	McNeese State (H)	NR	NR	W, 93-72
12-14	Texas A&MCC (H)	NR	NR	W, 95-60
12-17	Prairie View A&M (H)	NR	NR	W, 75-49
12-21	Arizona (H)	NR	#1	W, 66-65

Nokia Sugar Bowl Classic - New Orleans

12-28	Tulane (A)	#24	NR	W, 74-62
12-30	New Orleans (H)	#21	NR	W, 69-57
1-5	Georgia (A)	#21	NR	L, 63-89
1-8	Houston (H)	NR	NR	W, 80-51
1-11	Mississippi State (H)	NR	#7	W, 85-72
1-15	Centenary (H)	#23	NR	W, 112-65
1-18	Ole Miss (H)	#23	NR	L, 57-67
1-22	Arkansas (A)	NR	NR	L, 65-73
1-25	Mississippi State (A)	NR	#22	L, 64-67
1-28	Florida (H)	NR	#4	L, 53-70
2-1	Alabama (A)	NR	#23	L, 66-75
2-5	South Carolina (H)	NR	NR	W, 71-58
2-8	Auburn (A)	NR	NR	L, 54-56
2-12	Vanderbilt (H)	NR	NR	W, 79-60
2-15	Kentucky (A)	NR	#3	L, 57-68
2-22	Arkansas (H)	NR	NR	W, 75-56
2-26	Auburn (H)	NR	NR	W, 94-63
3-1	Tennessee (A)	NR	NR	W, 88-67
3-5	Ole Miss (A)	NR	NR	W, 77-64
3-8	Alabama (H)	NR	NR	W, 66-62

SEC Tournament - New Orleans

3-13	Arkansas (N)	NR	NR	W, 85-56
3-14	Florida (N)	NR	#7	W, 85-61
3-15	Mississippi State (N)	NR	NR	L, 61-76

NCAA Tournament - Birmingham, Ala.

3-21	Purdue (N)	NR	NR	L, 56-80
------	------------	----	----	----------

2003-04 RECORD: 18-11, 8-8

Coach: John Brady

DATE	OPPONENT	LSU RANK	OPP RANK	RESULTS
11-6	Global Sports (H)*			L, 64-68
11-17	SE All Stars (H)*			W, 77-64
11-21	Southern (H)	NR	NR	W, 70-59
11-24	McNeese State (H)	NR	NR	W, 87-77
11-26	Troy State (H)	NR	NR	W, 78-69
11-29	La.-Monroe (H)	NR	NR	W, 96-65
12-16	Utah (H)	NR	NR	W, 85-51
12-20	Southern Miss (H)	NR	NR	W, 85-50
12-23	Tulane (H)	NR	NR	W, 67-48

Nokia Sugar Bowl Classic - New Orleans

12-27	UAB (N)	NR	NR	W, 78-62
12-30	Houston (A)	NR	NR	L, 52-60
1-3	Centenary (A)	NR	NR	W, 66-63
1-6	Arkansas (A)	NR	NR	W, 66-55
1-10	Alabama (H)	NR	NR	W, 70-66
1-12	UNO (A)	NR	NR	W, 68-60
1-17	Mississippi St. (H)	NR	#20	L, 54-64
1-21	Ole Miss (A)	NR	NR	L, 49-53
1-24	South Carolina (A)	NR	#25	L, 61-55
1-28	Georgia (A)	NR	NR	W, 63-59
1-31	Alabama (A)	NR	NR	W, 60-54
2-4	Tennessee (H)	NR	NR	W, 84-67
2-7	Arkansas (H)	NR	NR	W, 65-52
2-14	Florida (A)	NR	#22	W, 73-70
2-18	Auburn (H)	#24	NR	L, 68-80
2-21	Vanderbilt (A)	NR	NR	L, 54-74
2-25	Mississippi State (A)	NR	#7	L, 58-84
2-29	Kentucky (H)	NR	#9	L, 64-70
3-3	Ole Miss (H)	NR	NR	W, 58-45
3-6	Auburn (A)	NR	NR	L, 66-78

SEC Tournament - Atlanta, Ga.

3-12	South Carolina (N)	NR	NR	L, 65-84
------	--------------------	----	----	----------

National Invitation Tournament

3-17	Oklahoma (A)	NR	NR	L, 61-70
------	--------------	----	----	----------

SEC Western Division Champions 2004-05 RECORD: 20-10, 12-4

Coach: John Brady

DATE	OPPONENT	LSU RANK	OPP RANK	RESULTS
11-9	EA All-Stars (H)*			W, 62-52
11-15	Houston Sports (H)*			W, 124-78

LSU Louisiana Classic

11-19	Tulane (H)	NR	NR	W, 83-58
11-21	La.-Lafayette (H)	NR	NR	W, 83-69
11-24	New Orleans (H)	NR	NR	W, 95-79
11-27	West Virginia (H)	NR	NR	L, 69-84
12-11	Northwestern St. (H)	NR	NR	W, 83-74
12-13	McNeese State (H)	NR	NR	W, 82-79
12-18	Southern Miss (A)	NR	NR	L, 84-88
12-21	Houston (A)	NR	NR	L, 72-81

Nokia Sugar Bowl Classic - New Orleans

12-30	Florida State (N)	NR	NR	W, 67-50
1-3	Utah (A)	NR	NR	L, 55-69
1-8	Alabama (A)	NR	#19	L, 58-73
1-12	South Carolina (H)	NR	NR	W, 79-64
1-15	Ohio State (H)	NR	NR	W, 113-101
1-19	Arkansas (H)	NR	NR	W, 66-63
1-22	Kentucky (A)	NR	#8	L, 58-89
1-26	Ole Miss (H)	NR	NR	W, 70-60
1-29	Mississippi State (H)	NR	#22	W, 69-62
2-2	Georgia (A)	NR	NR	W, 95-79
2-5	Tennessee (A)	NR	NR	L, 55-77
2-9	Auburn (H)	NR	NR	W, 90-69
2-12	Arkansas (A)	NR	NR	L, 62-65
2-16	Mississippi State (A)	NR	NR	W, 80-72
2-19	Florida (H)	NR	#24	W, 77-73
2-22	Alabama (H)	NR	#14	W, 61-59
2-26	Auburn (A)	NR	NR	W, 77-64
3-2	Ole Miss (A)	NR	NR	W, 58-53
3-5	Vanderbilt (H)	NR	NR	W, 81-69

SEC Tournament - Atlanta, Ga.

3-11	Auburn (N)	NR	NR	W, 89-58
3-12	Kentucky (N)	NR	#4	L, 78-79

NCAA Tournament - Boise, Idaho

3-17	UAB (N)	NR	NR	L, 68-82
------	---------	----	----	----------

SEC Champions NCAA Final Four 2005-06 RECORD: 27-9, 14-2

Coach: John Brady

DATE	OPPONENT	LSU RANK	OPP RANK	RESULTS
11-10	EA Sports (H)*			W, 74-54
11-15	LSU-Shreveport (H)*			W, 122-58
11-18	Southern (H)	NR	NR	W, 84-56
11-21	Nicholls State (H)	NR	NR	W, 104-57
11-26	West Virginia (A)(ot)	NR	#13	W, 71-68
11-29	Houston (H)	#25	NR	L, 83-94
12-10	McNeese State (H)	NR	NR	W, 90-70
12-13	New Orleans (H)	NR	NR	W, 94-53
12-17	UL-Lafayette (H)	NR	NR	W, 81-62

Las Vegas Holiday Classic - Baton Rouge, La. & Las Vegas, NV

12-19	Northern Iowa (H)	NR	NR	L, 50-54
12-22	Ark.-Monticello (N)	NR	NR	W, 75-49
12-23	Cincinnati (N)	NR	NR	W, 72-75
12-31	Ohio State (A)	NR	#21	L, 76-78
1-3	Tulane (H)	NR	NR	W, 75-58
1-7	Connecticut (A)	NR	#2	L, 66-67
1-11	Arkansas (A)	NR	NR	W, 63-58
1-14	Tennessee (H)	NR	NR	W, 88-74
1-18	Mississippi State (A)	NR	NR	W, 71-57
1-21	Alabama (H)	NR	NR	W, 68-57
1-25	Georgia (H)	NR	NR	W, 81-52
1-28	Ole Miss (A)	NR	NR	W, 79-73
2-1	Auburn (H)	#24	NR	W, 84-69
2-4	Alabama (A)	#24	NR	L, 62-67
2-8	Arkansas (H)	NR	NR	W, 78-77
2-11	Florida (A)	NR	#7	L, 62-71
2-15	Mississippi State (H)	#25	NR	W, 72-59
2-18	Auburn (A)	#25	NR	W, 65-61
2-22	Vanderbilt (A)	#24	NR	W, 77-66
2-25	Kentucky (H)	#24	NR	W, 71-67
2-28	South Carolina (A)	#21	NR	W, 64-61
3-4	Ole Miss (H)	#21	NR	W, 55-52

SEC Tournament - Nashville, Tenn.

3-10	Vanderbilt (A)	#18	NR	W, 92-73
3-11	Florida (N)	#16	NR	L, 65-81

NCAA Tournament - Jacksonville, Fla.

3-16	Iona (N)	#19	NR	W, 80-64
3-18	Texas A&M (N)	#19	NR	W, 58-57

NCAA Tournament - Atlanta, Ga.

3-23	Duke (N)	#19	#1	W, 62-54
3-25	Texas (N)	#19	#9	W, 70-80

NCAA Final Four - Indianapolis, Ind.

4-01	UCLA (N)	#19	#17	L, 45-59
------	----------	-----	-----	----------

2006-07 RECORD 17-15, 5-11

Coach: John Brady

DATE	OPPONENT	LSU RANK	OPP RANK	RESULTS
11-9	EA Sports (H)*	#5	NR	W, 70-65
11-15	Louisiana College (H)*	#7	NR	W, 94-41
11-17	Nicholls State (H)	#7	NR	W, 96-42
11-19	Louisiana-Monroe (H)	#7	NR	W, 88-57
11-25	Wichita State (H)	#6	24	L, 53-57
11-29	McNeese State (H)	#10	NR	W, 91-57
12-3	Tulane (A)	#10	NR	W, 74-67
12-5	Texas A&M (H)	#9	6	W, 64-52
12-10	Texas (N-Houston)(ot)	#9	NR	L, 75-76
12-17	Oregon State (A)	#12	NR	W, 60-53
12-20	Washington (A)	#12	17	L, 72-88

12-23	Louisiana Tech (H)	#12	NR	W, 68-52
-------	--------------------	-----	----	----------

Hispanic College Funds Classic - Baton Rouge

12-27	Wright State (H)	#17	NR	W, 71-45
12-28	Miss. Valley State (H)	#17	NR	W, 92-58
12-29	Samford (H)	#17	NR	W, 60-45
1-6	Connecticut (H)	#14	#18	W, 66-49
1-9	Alabama (A)	#13	#14	L, 61-71
1-13	Auburn (H)	#13	NR	W, 65-63
1-17	Ole Miss (H)	#16	NR	W, 62-55
1-20	Arkansas (A)	#16	NR	L, 52-72
1-24	Vanderbilt (H)	#21	NR	L, 53-64
1-28	Georgia (A)	#21	NR	L, 54-57
1-31	Alabama (H)	NR	#19	L, 70-73
2-3	Mississippi State (A)	NR	NR	L, 78-85
2-6	Tennessee (A)	NR	NR	L, 67-70
2-10	Arkansas (H)	NR	NR	W, 71-67
2-14	Ole Miss (A)	NR	NR	L, 70-71
2-17	Mississippi State (H)	NR	NR	L, 50-56
2-20	Kentucky (A)	NR	NR	L, 63-70
2-24	Florida (H)	NR	#3	W, 66-56
2-28	Auburn (A)	NR	NR	L, 68-80
3-3	South Carolina (H)	NR	NR	W, 61-52

SEC Tournament - Atlanta, Ga.

3-8	Tennessee (N)(ot)	NR	#22	W, 76-67
3-9	Ole Miss (N)	NR	NR	L, 60-80

2007-08 RECORD: 13-18, 6-10

Coach: John Brady

Coach Butch Pierre (Final 10 games - 5-5)

DATE	OPPONENT	LSU RANK	OPP RANK	RESULTS
------	----------	----------	----------	---------

Canadian Exhibition Tour

9-1	Guelph* (A)	NR	NR	W, 92-60
9-2	York* (A)	NR	NR	W, 101-67
9-3	Toronto* (A)	NR	NR	W, 82-55
11-1	Belhaven* (H)	NR	NR	W, 109-57
11-6	EA Sports* (H)	NR	NR	W, 72-68
11-12	Southeastern La. (H)	NR	NR	W, 72-62
11-14	McNeese St. (H)	NR	NR	W, 78-74

EA Sports Maui Classic

11-19	Oklahoma State (N)	NR	NR	L, 77-83
11-20	Chaminade (A)	NR	NR	W, 78-82
11-21	Arizona State (N)(ot)	NR	NR	L, 84-87
11-28	Nicholls State (H)	NR	NR	W, 68-41
11-30	Southern (H)	NR	NR	W, 88-45

Big East/SEC Challenge-Philadelphia

12-6	Villanova (A)	NR	#25	L, 67-68
12-15	Northwestern St. (H)	NR	NR	W, 82-59
12-19	Wichita State (A)	NR	NR	L, 47-67
12-22	Oregon State (H)	NR	NR	L, 67-61

12-29	Washington (H)	NR	NR	L, 65-73
1-2	Tulane (A)	NR	NR	L, 63-68
1-5	Texas A&M (A)	NR	#12	L, 53-79
1-9	Mississippi St. (H)	NR	NR	L, 39-61
1-12	Ole Miss (A)	NR	#16	L, 71-74
1-16	Auburn (H)	NR	NR	L, 67-74
1-19	Vanderbilt (A)	NR	#16	L, 67-92
1-26	Arkansas (H)	NR	NR	L, 52-68
1-30	Auburn (A)	NR	NR	W, 81-80
2-2	Alabama (A)	NR	NR	L, 72-81
2-9	Tennessee (H)	NR	#7	L, 45-47



Garrett Temple



Brandon Bass

1-28	Tennessee (A)	NR	NR	W, 79-73
1-31	Arkansas (H)	NR	NR	W, 79-69
2-4	Georgia (A)	NR	NR	W, 80-62
2-8	Alabama (H)	NR	NR	W, 76-62
2-11	Mississippi State (A)(ot)	NR	NR	W, 97-94
2-14	Ole Miss (H)	NR	NR	W, 73-66
2-18	Arkansas (A)	#23	NR	W, 72-69
2-21	Auburn (H)	#23	NR	W, 79-72
2-24	Florida (H)	#18	NR	W, 81-75
2-28	Kentucky (A)	#18	NR	W, 73-70
3-4	Vanderbilt (H)	#12	NR	L, 67-75
3-7	Auburn (A)	#12	NR	L, 53-69

SEC Tournament - Tampa, Fla.

3-13	Kentucky (N)	#20	NR	W, 67-58
3-14	Mississippi State (N)	#20	NR	L, 57-67

NCAA Tournament - Greensboro, N.C.

3-19	Butler (N)	#21	#22	W, 75-71
3-20	North Carolina (N)	#21	#1	L, 70-84

2009-10 RECORD: 11-20, 2-14

Coach: Trent Johnson

DATE	OPPONENT	LSU RANK	OPP RANK	RESULTS
11-13	ULM (H)	NR	NR	W, 82-62
11-16	Indiana State (H)	NR	NR	W, 56-45
11-17	Western Kentucky (H)	NR	NR	W, 71-60
NIT - Baton Rouge, La.				
11-25	Connecticut (N)	NR	13	L, 55-81
11-27	Arizona State (N)	NR	NR	L, 52-71
12-1	UL-Lafayette (H)	NR	NR	W, 66-58
12-12	Northwestern State (H)	NR	NR	W, 73-62
12-14	Southeastern (H)	NR	NR	W, 77-60
12-17	Nicholls State (H)	NR	NR	W, 63-60
12-19	Rice (H)	NR	NR	W, 65-61
12-22	Washington St. (A-Seattle)(ot)	NR	NR	L, 70-72
12-29	Xavier (A)	NR	NR	L, 65-69
1-2	Utah (H)	NR	NR	L, 58-61
1-4	McNeese (H)	NR	NR	W, 83-60
1-9	Alabama (H)	NR	NR	L, 49-66
1-13	South Carolina (A)	NR	NR	L, 58-67
1-16	Florida (A)	NR	NR	L, 58-72
1-20	Auburn (H)	NR	NR	L, 80-94
1-23	Ole Miss (H)	NR	22	L, 63-73
1-27	Alabama (A)	NR	NR	L, 38-57
1-30	Mississippi State (A)	NR	NR	L, 51-67
2-4	Tennessee (H)	NR	14	L, 54-59
2-6	Kentucky (H)	NR	4	L, 55-81

2-10	Arkansas (A)	NR	NR	L, 52-87
2-13	Vanderbilt (A)	NR	22	L, 69-77
2-20	Mississippi State (H)	NR	NR	L, 59-60
2-24	Arkansas (H)	NR	NR	W, 65-54
2-27	Auburn (A)	NR	NR	L, 59-74
3-4	Ole Miss (A)	NR	NR	L, 59-70
3-6	Georgia (H)	NR	NR	W, 50-48

SEC Tournament - Nashville, Tenn.

3-11	Tennessee	NR	15	L, 49-59
------	-----------	----	----	----------

2010-11 RECORD: 11-21, 3-13

Coach: Trent Johnson

DATE	OPPONENT	LSU RANK	OPP RANK	RESULTS
11-12	Northwestern State (H)	NR	NR	W, 87-78
11-16	Nicholls State (H)	NR	NR	L, 53-62
11-18	Tennessee-Martin (H)	NR	NR	W, 79-56
11-21	Memphis (N-Tupelo, MS)	NR	19	L, 61-70
11-24	Centenary (H)	NR	NR	W, 78-36
11-28	South Alabama (A)	NR	NR	W, 80-65
11-30	Houston (H)	NR	NR	W, 73-57
12-11	Central Michigan (H)	NR	NR	W, 59-55
12-13	Coastal Carolina (H) (ot)	NR	NR	L, 69-78
12-16	McNeese State (H) (ot)	NR	NR	W, 78-66
12-18	Wichita State (N-Bossier)	NR	NR	L, 69-70
12-22	North Texas (H)	NR	NR	L, 55-75
12-27	Southern (H)	NR	NR	W, 62-41
12-29	Rice (A)	NR	NR	L, 68-74
1-2	Virginia (A)	NR	NR	L, 50-64
1-8	Auburn (A)	NR	NR	W, 62-55
1-12	Arkansas (H)	NR	NR	W, 56-53
1-15	Kentucky (A)	NR	13	L, 44-82
1-22	Ole Miss (H)	NR	NR	L, 51-79
1-26	Tennessee (A)	NR	NR	L, 53-75
1-29	Alabama (A)	NR	NR	L, 46-70
2-2	South Carolina (H)	NR	NR	L, 56-64
2-5	Mississippi State (H)	NR	NR	L, 57-58
2-9	Ole Miss (A)	NR	NR	L, 60-68
2-12	Arkansas (A)	NR	NR	L, 61-80
2-17	Alabama (H)	NR	NR	L, 56-67
2-20	Florida (H)	NR	14	L, 61-68
2-23	Mississippi State (A)	NR	NR	W, 84-82
2-26	Vanderbilt (H)	NR	18	L, 69-90
3-2	Georgia (A)	NR	NR	L, 53-73
3-5	Auburn (H)	NR	NR	L, 51-60
SEC Tournament - Atlanta, Ga.				
3-10	Vanderbilt (N)	NR	NR	L, 50-62

2011-12 RECORD: 18-15, 7-9

Coach: Trent Johnson

DATE	OPPONENT	LSU RANK	OPP RANK	RESULTS
11-12	Nicholls State (H)	NR	NR	W, 96-74
11-15	Coastal Carolina (A)	NR	NR	L, 63-71
Charleston Classic - Charleston, S.C.				
11-17	Northwestern (N)	NR	N R	L, 82-88
11-18	Western Kentucky (N)	NR	NR	W, 76-57
11-20	Georgia Tech (N)	NR	NR	W, 59-50
11-23	South Alabama (H)(ot)	NR	NR	L, 75-79
11-29	Houston (A)	NR	NR	W, 59-58
SEC/Big East Challenge				
12-3	Rutgers (A)	NR	NR	W, 55-50
12-10	Boise State (H)	NR	NR	W, 64-45
12-15	UC Irvine (H)	NR	NR	W, 66-59
12-19	Marquette (H)	NR	10	W, 67-59
12-22	North Texas (A)	NR	NR	W, 67-58
12-29	Grambling State (H)	NR	NR	W, 69-37
1-2	Virginia (H)	NR	21	L, 52-57
1-7	Ole Miss (H)	NR	NR	W, 81-55
1-11	Alabama (A)	NR	NR	L, 53-69
1-14	Arkansas (A)	NR	NR	L, 60-69
1-17	Auburn (H)(ot)	NR	NR	W, 65-58
1-21	Florida (A)	NR	17	L, 64-76
1-25	Mississippi State (A)	NR	18	L, 71-76
1-28	Kentucky (H)	NR	1	L, 50-74
2-4	Arkansas (H)	NR	NR	W, 71-65
2-8	Vanderbilt (A)	NR	NR	L, 61-76
2-11	Alabama (H)	NR	NR	W, 67-58
2-14	Mississippi State (H)(ot)	NR	NR	W, 69-67
2-18	South Carolina (A)	NR	NR	W, 68-58
2-22	Georgia (H)	NR	NR	W, 61-53
2-25	Ole Miss (A)	NR	NR	L, 48-72
2-29	Tennessee (H)(ot)	NR	NR	L, 63-74
3-3	Auburn (A)	NR	NR	L, 52-67
SEC Tournament - New Orleans, La.				
3-8	Arkansas (N)	NR	NR	W, 70-54
3-9	Kentucky (N)	NR	1	W, 60-51
NIT First Round - Eugene, Ore.				
3-13	Oregon (A)	NR	NR	L, 76-96

COACH JOHNNY JONES

1 SEASON • 2012 - 19-12

2012-13 RECORD: 19-12, 9-9

Coach: Johnny Jones

DATE	OPPONENT	LSU RANK	OPP RANK	RESULTS
11-5	UA-Monticello (H)	NR	NR	W, 82-66*
11-9	UC Santa Barbara (H)	NR	NR	W, 77-63
11-13	McNeese State (H)	NR	NR	W, 73-48
11-20	Northwestern State (H)	NR	NR	W, 102-95
11-24	Mississippi Valley State (H)	NR	NR	W, 75-50
SEC/Big East Challenge				
11-29	Seton Hall (H)	NR	NR	W, 72-67
12-11	Chattanooga (H)	NR	NR	W, 80-67
12-14	Boise State (A)	NR	NR	L, 70-89
12-18	UC Irvine (A)	NR	NR	W, 66-60
12-22	Marquette (A)	NR	NR	L, 80-94
12-28	Houston Baptist (H)	NR	NR	W, 75-58
1-5	Bethune Cookman (H)	NR	NR	W, 79-63
1-9	Auburn (A)	NR	NR	L, 63-68
1-12	Florida (H)	NR	11	L, 52-74
1-16	South Carolina (H)(ot)	NR	NR	L, 73-82
1-19	Georgia (A)	NR	NR	L, 58-67
1-23	Texas A&M (H)	NR	NR	W, 58-54
1-26	Kentucky (A)	NR	NR	W, 70-75
1-30	Missouri (H)	NR	17	W, 73-70
2-2	Mississippi State (A)	NR	NR	W, 69-68
2-6	Vanderbilt (H)	NR	NR	W, 57-56
2-9	Alabama (A)	NR	NR	L, 57-60
2-14	South Carolina (A)	NR	NR	W, 64-46
2-16	Mississippi State (H)	NR	NR	W, 80-68
2-19	Tennessee (A)	NR	NR	L, 72-82
2-23	Alabama (H)(ot)	NR	NR	W, 57-94
2-27	Arkansas (H)	NR	NR	W, 65-60
3-2	Missouri (A)	NR	NR	L, 76-89
3-6	Texas A&M (A)	NR	NR	W, 68-57
3-9	Ole Miss (H)	NR	NR	L, 67-81
SEC Tournament - Nashville, Tenn.				
3-14	Georgia (N)	NR	NR	W, 68-63
3-15	Florida (N)	NR	13	L, 58-80

* Exhibition Game

Series Records

ALABAMA (68-102)

Jan. 1916	H	L	25-39
Jan. 1916	H	L	25-44
Feb. 1916	A	W	25-18
Jan. 1917	H	W	34-7
Feb. 1917	A	W	38-9
Feb. 9, 1918	A	W	28-25
Feb. 9, 1920	A	W	30-11
Feb. 23, 1920	H	W	44-19
Feb. 12, 1924	A	L	8-44
Jan. 25, 1926	A	L	15-26
Jan. 26, 1926	A	W	28-22
Jan. 1929	A	L	16-38
Jan. 1929	A	L	28-37
Feb. 3, 1930	A	L	20-37
Feb. 4, 1930	A	L	22-28
Jan. 22, 1931	H	L	26-40
Jan. 23, 1931	H	L	28-37
Jan. 22, 1932	A	L	25-34
Jan. 23, 1932	A	L	25-37
Jan. 4, 1933	H	W	32-27
Jan. 5, 1933	H	L	36-40
Jan. 12, 1934	A	L	33-36
Jan. 13, 1934	A	L	29-37
Jan. 7, 1935	H	W	34-32
Jan. 8, 1935	H	W	41-39
Jan. 10, 1936	A	L	25-37
Jan. 11, 1936	A	L	34-43
Feb. 28, 1936	Knox	L	30-52
Jan. 6, 1937	H	W	43-33
Jan. 7, 1937	H	W	47-27
Feb. 7, 1938	A	L	33-41
Feb. 8, 1938	A	L	32-33
Jan. 6, 1939	H	W	33-29
Jan. 7, 1939	H	L	30-39
Jan. 15, 1940	A	W	33-28
Feb. 29, 1940	Knox	L	25-51
Jan. 6, 1941	H	W	37-28
Jan. 13, 1941	A	L (ot)	32-36
Jan. 12, 1942	A	L	28-40
Feb. 27, 1942	Lville	L (ot)	31-45
Jan. 1943	A	W	32-29
Jan. 1943	A	W	36-32
Jan. 26, 1943	Lville	W	47-41
Jan. 14, 1946	A	W	48-26
Jan. 16, 1946	H	W	44-30
Jan. 13, 1947	A	L	38-45
Feb. 7, 1947	H	W	54-43
Jan. 27, 1948	A	L	43-49
March 1, 1948	H	L	32-37
Jan. 20, 1949	H	W	51-44
Feb. 5, 1949	A	L	45-56
Jan. 20, 1950	SA	W	64-58
Feb. 3, 1950	H	L	52-60
Dec. 23, 1951	A	L	69-94
Dec. 8, 1951	H	W	68-61
Dec. 17, 1952	A	W	58-45
Feb. 22, 1954	H	W	79-61
Feb. 21, 1955	A	L	51-71
Feb. 1956	H	L	59-77
Feb. 18, 1957	A	L	70-82
Dec. 20, 1957	Char	L	50-60
Feb. 1958	H	W	58-49
Feb. 16, 1959	A	L	84-89
Feb. 15, 1960	H	W	66-53
Feb. 20, 1961	A	L	60-68
Dec. 16, 1961	Birm	W	72-63
Feb. 19, 1962	H	W	69-60
Feb. 18, 1963	A	L	71-75
Feb. 17, 1964	H	L	70-72
Feb. 6, 1965	H	W	67-64
Feb. 1965	A	L	78-90
Feb. 7, 1966	A	L	62-66
Feb. 19, 1966	H	L	73-81
Jan. 14, 1967	A	L (ot)	74-76
Feb. 18, 1967	H	L	77-86
Dec. 30, 1967	H	W	81-70
Feb. 17, 1968	A	W	99-89
Jan. 4, 1968	A	L	82-85
Feb. 8, 1968	H	W	81-75
Jan. 3, 1970	H	W	90-83
Feb. 7, 1970	A	L	104-106

Jan. 4, 1971	A	L	87-101
Feb. 6, 1971	H	W	107-78
Jan. 10, 1972	H	L	80-101
Feb. 12, 1972	A	L (4ot)	99-103
Jan. 6, 1973	A	L	66-77
Feb. 10, 1973	H	W	72-70
Jan. 19, 1974	H	L (ot)	79-80
Feb. 18, 1974	A	L	87-99
Jan. 18, 1975	A	L	67-93
Feb. 17, 1975	H	L	76-80
Jan. 17, 1976	A	L	75-113
Feb. 14, 1976	H	L	74-78
Jan. 8, 1977	A	L	77-80
Feb. 5, 1977	H	L (ot)	70-77
Jan. 4, 1978	A	L	67-70
March 6, 1978	H	W	103-85
Jan. 10, 1979	A	L	76-90
Feb. 22, 1979	H	W	86-88
Jan. 7, 1980	H	L	56-57
Feb. 6, 1980	A	W (ot)	68-66
Feb. 29, 1980	Birm	W	73-66
Jan. 14, 1981	A	W	59-56
Feb. 11, 1981	H	W	70-57
Jan. 13, 1982	A	L	86-109
Feb. 10, 1982	H	W	73-68
Jan. 22, 1983	A	L	70-75
Feb. 19, 1983	H	L	67-71
Jan. 21, 1984	H	W	85-84
Feb. 17, 1984	A	L (ot)	49-51
March 11, 1984	Nash	L (ot)	70-72
Dec. 30, 1984	H	W	63-61
Jan. 9, 1985	A	L	67-89
Jan. 9, 1986	A	L	67-83
Feb. 9, 1986	H	L	71-80
Jan. 15, 1987	A	L	65-69
Feb. 14, 1987	H	L	52-60
March 8, 1987	Atl	L	62-69
Jan. 20, 1988	H	W	67-52
Feb. 20, 1988	A	L	59-72
Jan. 21, 1989	H	W	80-76
Feb. 22, 1989	A	L	72-87
Jan. 21, 1990	A	L	55-70
Feb. 21, 1990	H	W	75-69
Jan. 15, 1991	A	W	90-80
Feb. 17, 1991	H	W	88-81
Jan. 14, 1992	A	W	89-81
Jan. 29, 1992	H	W	73-65
Jan. 6, 1993	A	L	67-77
Feb. 23, 1993	H	W	76-68
Jan. 19, 1994	H	L	67-71
Feb. 8, 1994	A	L	66-75
Jan. 17, 1995	A	W	74-61
Feb. 11, 1995	H	L	66-74
Jan. 6, 1996	H	W	99-77
Feb. 17, 1996	A	L	73-76
Jan. 25, 1997	A	L	66-75
Feb. 15, 1997	H	L	72-78
Jan. 7, 1998	H	L	57-60
Feb. 21, 1998	A	L	60-69
Jan. 15, 1999	H	W	71-70
Feb. 10, 1999	A	L (3ot)	71-72
Jan. 5, 2000	H	W	78-66
Feb. 5, 2000	A	W	93-60
Jan. 6, 2001	H	L	73-82
Feb. 3, 2001	A	L	66-76
Jan. 5, 2002	A	L	74-76
Feb. 2, 2002	H	L	48-57
Feb. 1, 2003	A	L	74-76
March 8, 2003	H	W	66-62
Jan. 10, 2004	H	W	70-66
Jan. 31, 2004	A	W	60-54
Jan. 8, 2005	A	L	58-73
Feb. 22, 2005	H	W	61-59
Jan. 21, 2006	H	W	68-57
Feb. 11, 2006	A	L	62-67
Jan. 9, 2007	A	L	61-71
Jan. 31, 2007	H	L	70-73
Feb. 2, 2008	A	L	72-81
Mar. 5, 2008	H	W	80-74
Jan. 11, 2009	A	L	59-65
Feb. 8, 2009	H	W	76-62
Jan. 9, 2010	H	L	49-66

Jan. 27, 2010	A	L	38-57
Jan. 29, 2011	A	L	46-70
Feb. 17, 2011	H	L	56-67
Jan. 12, 2012	A	L	53-69
Feb. 11, 2012	H	W	67-58
Feb. 9, 2013	A	L	57-60
Feb. 23, 2013	H	W (3ot)	97-94

Knox = Knoxville, Tenn.
Lville = Louisville, Ky.
SA = San Antonio, Texas
Char = Charlotte, N.C.
Birm = Birmingham, Ala.
Nash = Nashville, Tenn.
Atl = Atlanta, Ga.

LSU at home: LSU leads, 47-30
at Alabama: Alabama leads, 66-17
at Neutral sites: Alabama leads, 6-4

UAB (1-1)

Dec. 27, 2003	NO	W	78-62
March 17, 2005	Boise	L	68-82

NO = New Orleans, La.

ALCORN STATE (3-0)

March 9, 1980	Den	W	98-88
Dec. 11, 1999	H	W	71-64
Nov. 20, 2008	H	W	77-45

Den = Denton, Texas

APPALACHIAN STATE (1-0)

March 10, 1979	Blm	W	71-57
----------------	-----	---	-------

Blm = Bloomington, Ind.

ARIZONA (3-3)

Dec. 8, 1990	H	W	92-82
Dec. 7, 1991	A	L	67-87
Feb. 13, 1999	A	L	71-78
Jan. 29, 2000	H	W	86-60
Dec. 20, 2000	A	L	75-88
Dec. 21, 2002	H	W	66-65

LSU at home: LSU leads, 3-0
at Arizona: Arizona leads, 3-0

ARIZONA STATE (0-2)

Nov. 21, 2007	Maui	L	84-87 (ot)
Nov. 27, 2009	NYC	L	52-71

ARKANSAS (25-31)

Dec. 9, 1949	H	W	62-46
Feb. 15, 1951	LR	L	50-64
Dec. 9, 1958	Sport	W	67-58
Dec. 21, 1961	Sport	L (ot)	81-84
Dec. 19, 1963	LR	W	72-70
Dec. 29, 1977	H	L	62-67
Dec. 20, 1979	LR	W	56-55
Nov. 29, 1980	Anch	L	76-86
Mar. 20, 1981	NO	W	72-56
Jan. 11, 1992	H	L	90-101
March 3, 1992	A	L (ot)	92-106
Feb. 2, 1993	H	L	79-91
March 3, 1993	A	L	75-88
Jan. 11, 1994	A	L	83-84
Mar. 2, 1994	H	L (ot)	105-108
Jan. 31, 1995	A	L	81-105
Feb. 22, 1995	H	L	90-92
Jan. 30, 1996	A	L	68-76
March 2, 1996	H	L	79-94
Jan. 11, 1997	A	L	59-82
Mar. 1, 1997	H	W	66-64
Jan. 4, 1998	A	L	59-62
Jan. 28, 1998	H	L	68-85
Jan. 2, 1999	H	L	75-80
Jan. 27, 1999	A	L	64-86
Jan. 26, 2000	H	W	96-75
Feb. 19, 2000	A	W	78-67
Mar. 11, 2000	Atl	L	67-69
Jan. 27, 2001	H	L	52-59
Feb. 17, 2001	A	L	70-87
March 9, 2001	Nash	L	72-77
Jan. 13, 2002	H	W	75-69
Feb. 16, 2002	A	W	67-63

Jan. 22, 2003	A	L	65-73
Feb. 22, 2003	H	W	75-56
Mar. 13, 2003	NO	W	85-56
Jan. 6, 2004	A	W	66-55
Feb. 7, 2004	H	W	65-52
Jan. 19, 2005	H	W (ot)	66-63
Feb. 12, 2005	A	L	62-65
Jan. 11, 2006	A	W	63-58
Feb. 8, 2006	H	W	78-77
Jan. 20, 2007	A	L	52-72
Feb. 10, 2007	H	W	71-67
Jan. 26, 2008	H	L	52-68
Feb. 20, 2008	A	L	61-87
Jan. 31, 2009	H	W	79-69
Feb. 18, 2009	A	W	72-69
Feb. 10, 2010	A	L	52-87
Feb. 24, 2010	H	W	65-54
Jan. 12, 2011	H	W	56-53
Feb. 12, 2011	A	L	61-80
Jan. 14, 2012	A	L	60-69
Feb. 4, 2012	H	W	71-65
March 8, 2012	NO	W	70-54
Feb. 27, 2013	H	W	65-60

LR = Little Rock, Ark.
Sport = Shreveport, La.
Anch = Anchorage, Alaska
NO = New Orleans, La.
Nash = Nashville, Tenn.

LSU at home: LSU leads, 14-10
At Arkansas: Arkansas leads, 16-5
at Neutral Sites: LSU leads, 6-5

ARK-MONTICELLO (1-0)

Dec. 22, 2006	LV	W	75-48
---------------	----	---	-------

LV = Las Vegas, Nev.

ARKANSAS STATE (2-1)

Dec. 4, 1986	H	W	73-61
Dec. 19, 1988	A	L	52-66
Dec. 18, 1990	H	W	98-74

ARMY (1-1)

March 21, 1970	MSG	L	68-75
Dec. 21, 1978	MSG	W	83-77

MSG = Madison Square Garden, NY

AUBURN (82-64)

Feb. 10, 1912	A	L	15-38
1916	A	L	23-24
1917	A	W	37-12
Jan. 18, 1918	H	W	43-31
Jan. 19, 1918	H	W	34-27
Feb. 13, 1920	A	L	21-33
Jan. 1929	A	W	45-28
Jan. 1929	A	W	65-28
Feb. 7, 1930	H	W	44-27
Feb. 8, 1930	H	W	49-45
Feb. 8, 1932	H	L	34-48
Feb. 9, 1932	H	L	30-34
Feb. 27, 1932	Atl	L	22-30
Jan. 25, 1933	A	W	26-25
Jan. 26, 1933	A	L	24-25
Feb. 20, 1933			

Feb. 14, 1953	A	W	65-57
Feb. 20, 1954	H	W	77-59
Feb. 19, 1955	A	L	71-75
Feb. 1956	H	L	71-80
Feb. 16, 1957	A	L	62-99
March 1958	H	L	58-76
Feb. 14, 1959	A	L	67-115
Feb. 13, 1960	H	L	61-63
Feb. 18, 1961	A	L	65-61
Dec. 15, 1961	Birm	L	50-67
Feb. 17, 1962	H	L	50-55
Feb. 16, 1963	A	L	57-82
Feb. 15, 1964	H	W	86-66
Feb. 13, 1965	A	L	60-101
Jan. 8, 1966	H	L	66-74
Jan. 3, 1967	A	L	59-70
Feb. 8, 1967	H	L	63-80
Jan. 3, 1968	H	W	76-72
Feb. 7, 1968	A	L	69-74
Jan. 11, 1969	A	L	71-90
Feb. 15, 1969	H	W	93-81
Jan. 10, 1970	H	L	70-79
Feb. 16, 1970	A	W	70-64
Jan. 9, 1971	A	W	106-92
Feb. 15, 1971	H	W	114-94
Jan. 15, 1972	H	L	73-77
Feb. 14, 1972	A	L	77-85
Jan. 13, 1973	A	W	79-60
Feb. 12, 1973	H	W	76-74
Jan. 26, 1974	A	W	87-76
Feb. 25, 1974	H	L	89-96
Jan. 25, 1975	H	L	78-87
Feb. 24, 1975	A	L	96-110
Jan. 3, 1976	H	L	86-102
March 6, 1976	A	L	80-90
Jan. 29, 1977	H	W	77-73
Feb. 26, 1977	A	W	86-76
Jan. 23, 1978	H	W	90-79
Feb. 20, 1978	A	W (ot)	101-95
Jan. 15, 1979	H	W	94-82
Feb. 12, 1979	A	W	78-68
Jan. 16, 1980	H	W	93-82
Feb. 13, 1980	A	W	50-44
Jan. 21, 1981	A	W	74-64
Feb. 18, 1981	H	W	58-47
Jan. 20, 1982	H	W	69-68
Feb. 17, 1982	A	L	72-82
Jan. 29, 1983	H	L	62-64
Feb. 26, 1983	A	W	87-61
Jan. 27, 1984	A	L	78-80
Feb. 25, 1984	H	W	81-80
Jan. 26, 1985	H	W	80-62
Feb. 27, 1985	A	W	78-73
March 7, 1985	Birm	L	55-58
Feb. 4, 1986	A	W	63-61
Feb. 26, 1986	H	L	86-92
Jan. 28, 1987	H	W	75-73
March 1, 1987	A	L	62-100
Feb. 3, 1988	A	W	78-69
March 5, 1988	H	L	80-89
Jan. 7, 1989	H	W	104-77
Feb. 8, 1989	A	W	104-91
Jan. 6, 1990	A	W	77-70
Feb. 7, 1990	H	W	82-71
March 9, 1990	Orl	L	76-78
Jan. 12, 1991	A	W	96-84
Feb. 13, 1991	H	W	98-61
March 8, 1991	Nash	L	77-92
Jan. 8, 1992	A	W	87-70
Feb. 22, 1992	H	W	99-82
Jan. 9, 1993	H	W	87-81
Feb. 13, 1993	A	W	75-73
Jan. 8, 1994	H	W	83-72
Feb. 12, 1994	A	L	83-111
Jan. 11, 1995	A	W	76-73
Feb. 25, 1995	H	W	89-78
Jan. 21, 1996	A	L	87-95
Feb. 24, 1996	H	W	93-67
Jan. 22, 1997	H	W	75-59
Feb. 8, 1997	A	L	72-76
Jan. 14, 1998	H	W	59-54
Feb. 14, 1998	A	L	44-66

Jan. 9, 1999	H	L	70-73
Feb. 6, 1999	A	L	54-80
Feb. 9, 2000	H	W	83-68
March 1, 2000	A	W	55-53
Jan. 13, 2001	A	L	69-85
Feb. 10, 2001	H	L	65-76
Jan. 19, 2002	H	W	75-58
March 2, 2002	A	W	59-54
Feb. 8, 2003	A	L	54-56
Feb. 26, 2003	H	W	94-63
Feb. 18, 2004	H	L	68-80
March 6, 2004	A	L	66-78
Feb. 9, 2005	H	W	90-69
Feb. 26, 2005	A	W	77-64
Mar. 11, 2005	Atl	W	89-58
Feb. 1, 2006	H	W	84-69
Feb. 18, 2006	A	W	65-61
Jan. 13, 2007	H	W	65-63
Feb. 28, 2007	A	L	68-80
Jan. 16, 2008	H	L	67-74
Jan. 30, 2008	A	W	81-80
Feb. 21, 2009	H	W	79-72
Mar. 7, 2009	A	L	53-69
Jan. 20, 2010	H	L	80-84
Feb. 27, 2010	A	L	59-74
Jan. 8, 2011	A	W	62-55
March 5, 2011	H	L	51-60
Jan. 17, 2012	H	W (ot)	65-58
March 3, 2012	A	L	52-67
Jan. 9, 2013	A	L	63-68

Atl = Atlanta, Ga.
Lville = Louisville, Ky.
Birm = Birmingham, Ala.
Orl = Orlando, Fla.
Nash = Nashville, Tenn.

LSU at home: LSU leads, 45-23
at Auburn: Auburn leads, 36-33
at Neutral Sites: Auburn leads, 5-4

BALL STATE (0-1)

March 19, 2002	H	L	65-75
----------------	---	---	-------

BAYLOR (3-4)

Feb. 23, 1921	A	L	20-32
Feb. 24, 1921	A	W	34-33
Dec. 14, 1946	H	W	61-34
Dec. 19, 1956	H	W	84-76
Dec. 5, 1964	H	L	72-84
Jan. 7, 1971	H	L	83-90
Dec. 6, 1971	A	L	77-81

LSU at home: Tied, 2-2
at Baylor: Baylor leads, 2-1

BELMONT (1-0)

Dec. 29, 1998	H	W	82-63
---------------	---	---	-------

BETHUNE-COOKMAN (1-0)

Dec. 29, 1998	H	W	82-63
---------------	---	---	-------

BIRMINGHAM SOUTHERN (4-0)

Dec. 5, 1951	H	W	77-40
Dec. 5, 1952	H	W	98-38
Dec. 6, 1956	H	W	60-59
Dec. 4, 1958	H	W	79-72

BOGALUSA (1-0)

Dec. 16, 1940	H	W	52-43
---------------	---	---	-------

BOISE STATE (1-1)

Dec. 10, 2011	H	W	64-45
Dec. 14, 2012	A	L	70-89

BOSTON UNIVERSITY (2-0)

Dec. 30, 1973	H	W	102-64
Dec. 28, 1979	H	W	92-72

BRIGHAM YOUNG (1-1)

Dec. 1960	Gville	L	57-67
March 19, 1992	Boise	W	94-83

Gville = Greenville, S.C.
Boise = Boise, Idaho

BRIGHAM YOUNG-HAWAII (2-0)

Nov. 30, 1985	A	W	89-71
Dec. 31, 1986	A	W	85-70

BUTLER (1-0)

Mar. 19, 2009	C'boro	W	75-71
---------------	--------	---	-------

CALIFORNIA (2-1)

Nov. 29, 1975	H	W	85-68
Dec. 22, 1976	A	W	69-67
March 18, 1993	Chi	L	64-66

Chi = Chicago, Ill.

UC IRVINE (1-0)

Dec. 15, 2011	H	W	66-59
Dec. 18, 2012	A	W	66-60

UCLA (0-8)

Dec. 30, 1950	A	L	66-95
Dec. 27, 1965	A	L	89-95
Dec. 23, 1969	A	L	84-133
Dec. 23, 1981	NO	L	76-83
Dec. 20, 1982	A	L	68-82
Dec. 18, 1993	A	L	80-100
Dec. 17, 1994	H	L	72-92
April 1, 2006	Ind	L	45-59

NO = New Orleans, La.
Ind = Indianapolis, Ind.

LSU at home: UCLA leads, 1-0
at UCLA: UCLA leads, 5-0
at Neutral Sites: UCLA leads, 2-0

UC-SANTA BARBARA (1-0)

Nov. 9, 2013	H	W	77-63
--------------	---	---	-------

CAL STATE FULLERTON (1-0)

Dec. 2, 2008	H	W	84-63
--------------	---	---	-------

CAL STATE-L.A. (1-0)

Dec. 8, 1969	H	W	82-57
--------------	---	---	-------

CAMPBELL (2-0)

Dec. 16, 1992	H	W	93-71
Nov. 17, 2002	H	W	83-59

CANISIUS (0-2)

Dec. 21, 1946	A	L	50-59
Dec. 13, 1947	A	L	44-59

CENTENARY (9-1)

Dec. 21, 1914	A	W	38-17
Dec. 28, 1956	A	L	75-83
Dec. 19, 1995	H	W	65-63
Nov. 24, 1997	H	W	59-41
Dec. 21, 1999	A	W	80-52
Jan. 17, 2001	H	W	85-44
Jan. 15, 2003	H	W	112-65
Jan. 3, 2004	A	W	66-63
Nov. 28, 2008	H	W	64-58
Nov. 24, 2010	H	W	78-36

CENTRAL CONN. STATE (1-0)

Jan. 20, 1993	H	W	86-53
---------------	---	---	-------

CENTRAL MICHIGAN (1-0)

Dec. 11, 2010	H	W	59-55
---------------	---	---	-------

CITY COLLEGE-N.Y. (1-0)

Nov. 28, 1975	H	W	109-73
---------------	---	---	--------

CHAMINADE (3-0)

Nov. 26, 1982	A	W	75-62
Dec. 29, 1988	A	W	94-79
Nov. 20, 2007	Maui	W	78-72

CHAPMAN (1-0)

Dec. 7, 1990	H	W	101-68
--------------	---	---	--------

CLEMSON (3-2)

Dec. 28, 1955	Jville	L	95-100
Dec. 29, 1966	Gville	L	82-92
Jan. 24, 1968	H	W	104-81
Dec. 7, 1968	A	W	86-85
Dec. 20, 1969	A	W	111-103

Jville = Jacksonville, Fla.
Gville = Greenville, S.C.

CLEVELAND STATE (1-0)

Dec. 18, 1982	H	W	115-77
---------------	---	---	--------

COASTAL CAROLINA (0-2)

Dec. 13, 2010	H	L (ot)	69-78
Nov. 15, 2011	A	L	63-71

COLGATE (2-0)

Dec. 29, 1978	H	W	100-73
Nov. 28, 1980	Anch	W	79-61

Anch = Anchorage, Alaska

COLUMBUS AC (GA) (0-1)

Feb. 1916	A	L	21-42
-----------	---	---	-------

CONNECTICUT (1-3)

March 14, 1991	Minn	L	62-79
Jan. 7, 2006	A	L	66-67
Jan. 6, 2007	H	W	66-49
Nov. 25, 2009	NYC	L	55-81

Minn = Minneapolis, Minn.
NYC = New York City, Madison Square Garden

COPPIN STATE (0-1)

Dec. 22, 1994	H	L	66-69
---------------	---	---	-------

CORNELL (3-0)

Dec. 28, 1962	Mia	W	55-48
Dec. 23, 1975	H	W	87-71
Dec. 30, 1995	H	W	70-60

Mia = Miami, Fla.

CREIGHTON (0-1)

Dec. 30, 1964	OKC	L	79-93
---------------	-----	---	-------

OKC = Oklahoma City, Okla.

DAYTON (0-2)

March 16, 1984	SLC	L	66-74
Nov. 26, 1995	Haw	L	73-86

SLC = Salt Lake City, Utah
Haw = Honolulu, Hawaii

DELAWARE (1-0)

Dec. 29, 1979	H	W	92-64
---------------	---	---	-------

DELAWARE STATE (1-0)

Dec. 3, 2002	H	W	65-44
--------------	---	---	-------

DENISON (1-0)

Jan. 1, 1987	Haw	W	99-45
--------------	-----	---	-------

Series Records

LSU at home: Tied, 1-1
at DePaul: DePaul leads, 2-0
at Neutral Sites: LSU leads, 2-0

DIXON ACADEMY (2-0)

Jan. 30, 1909	A	W	35-20
March 6, 1909	H	W	21-12

DRAKE (1-0)

Jan. 2, 1993	H	W	94-86
--------------	---	---	-------

DUKE (2-5)

March 3, 1930	Atl	L	34-43
Dec. 1960	A	L (ot)	74-80
Dec. 20, 1974	Col	W	105-95
Feb. 10, 1991	A	L	70-88
Feb. 8, 1992	H	L	67-77
Dec. 22, 1992	Mau	L	67-96
Mar. 23, 2006	Atl	W	62-54

Atl = Atlanta, Ga.
 Col = Columbia, S.C.
 Mau = Maui, Hawaii

LSU at home: Duke leads, 1-0
at Duke: Duke leads, 2-0
at Neutral Sites: Tied, 2-2

DUQUESNE (1-0)

Dec. 30, 1968	OKC	W	94-91
---------------	-----	---	-------

OKC = Oklahoma City, Okla.

EVANSVILLE (0-1)

Dec. 19, 1964	A	L	73-93
---------------	---	---	-------

FARLEIGH-DICKINSON (1-0)

Dec. 22, 1975	H	W	93-70
---------------	---	---	-------

FLORIDA (60-42)

Feb. 28, 1947	Lville	W	60-45
Jan. 5, 1948	H	L	36-38
Dec. 11, 1948	A	W	52-50
Dec. 17, 1949	H	W	73-49
March 2, 1950	Lville	W	66-57
Dec. 9, 1950	A	W	77-59
Feb. 23, 1952	H	W	65-57
March 1952	Lville	W	77-69
Feb. 10, 1953	A	W	68-56
Jan. 11, 1954	H	W	91-59
Jan. 10, 1955	A	L	73-78
Jan. 1956	H	W	91-90
Jan. 8, 1957	A	L	50-74
Jan. 1958	H	L	57-81
Jan. 5, 1959	A	L	63-69
Jan. 2, 1960	H	L	63-73
Jan. 1961	A	L	75-79
Jan. 6, 1962	H	W	74-57
Jan. 5, 1963	A	W	72-63
Jan. 6, 1964	H	W	87-65
Jan. 4, 1965	A	L	62-102
Feb. 28, 1966	H	W	86-73
Jan. 7, 1967	H	L	70-87
Feb. 11, 1967	A	L	71-95
Jan. 6, 1968	A	L	90-97
Feb. 10, 1968	H	W (ot)	93-92
Dec. 18, 1968	H	W (ot)	93-89
Feb. 12, 1969	A	L	79-95
Feb. 4, 1970	A	W	97-75
Feb. 11, 1970	H	W	94-85
Dec. 18, 1970	H	W	87-77
Feb. 10, 1971	A	W	86-74
Dec. 22, 1971	A	L	81-92
Jan. 24, 1972	H	W	84-73
Dec. 22, 1972	H	W	67-54
Jan. 22, 1973	A	L	70-73
Jan. 7, 1974	A	L	68-72
Feb. 9, 1974	H	W	102-81
Jan. 6, 1975	H	W	92-91
Feb. 8, 1975	A	L	76-92
Jan. 5, 1976	H	W	85-79
March 8, 1976	A	L	81-94
Jan. 31, 1977	H	L	68-83
Feb. 28, 1977	A	W	79-74

Jan. 21, 1978	H	L	70-74
Feb. 18, 1978	A	L	72-73
Jan. 13, 1979	H	W	80-72
Feb. 10, 1979	A	W (ot)	88-82
Dec. 1, 1979	H	W	112-81
Jan. 26, 1980	A	W	66-58
Feb. 28, 1980	Birm	W	95-82
Jan. 3, 1981	A	W	92-66
Jan. 31, 1981	H	W	92-75
March 5, 1981	Birm	W	85-73
Jan. 2, 1982	H	W	61-60
Jan. 30, 1982	A	W	61-59
Feb. 1, 1983	H	W	78-69
Feb. 28, 1983	A	W (ot)	91-87
Feb. 1, 1984	A	L	60-78
Feb. 27, 1984	H	W	77-73
Jan. 23, 1985	H	W	86-68
Feb. 23, 1985	H	W	61-59
Jan. 22, 1986	A	L	65-74
Feb. 22, 1986	H	W	80-69
March 6, 1986	Lex	W	72-66
Dec. 16, 1986	A	L	75-96
Jan. 21, 1987	H	L	51-75
March 6, 1987	Atl	W	72-66
Jan. 27, 1988	A	L	50-61
March 6, 1988	H	W	86-69
Dec. 10, 1988	A	W	111-101
March 1, 1989	H	L	95-104
Jan. 27, 1990	H	W	70-52
Feb. 27, 1990	A	L	63-76
Jan. 26, 1991	H	W	76-66
Feb. 27, 1991	A	W	79-66
Feb. 5, 1992	A	W	70-50
Jan. 16, 1993	H	W	85-51
Jan. 5, 1994	A	L	73-74
Jan. 3, 1995	H	W	70-66
Jan. 27, 1996	A	L	70-73
Jan. 7, 1997	H	W (ot)	88-82
Jan. 17, 1998	A	W	66-63
Jan. 20, 1999	H	L	58-77
Mar. 4, 1999	Atl	L	75-97
Jan. 12, 2000	A	L	57-82
Feb. 13, 2001	H	L (ot)	74-81
Jan. 16, 2002	A	L	70-102
Jan. 28, 2003	H	L	53-70
March 14, 2003	NO	W	65-61
Feb. 14, 2004	A	W	73-70
Feb. 19, 2005	H	W	77-73
Feb. 11, 2006	A	L	62-71
Mar. 11, 2006	Nv	L	65-81
Feb. 24, 2007	H	W	66-56
Feb. 13, 2008	A	W	85-73
Feb. 24, 2009	H	W	81-75
Jan. 16, 2010	A	L	58-72
Feb. 20, 2011	H	L	61-68
Jan. 21, 2012	A	L	64-76
Jan. 12, 2013	H	L	52-74
March 15, 2013	NV	L	58-80

Lville = Louisville, Ky.
 Birm = Birmingham, Ala.
 Lex = Lexington, Ky.
 Atl = Atlanta, Ga.
 NO = New Orleans
 NV = Nashville, Tenn.

LSU at home: LSU leads, 34-13
at Florida: Florida leads, 26-18
at Neutral Sites: LSU leads, 8-3

FLORIDA STATE (3-2)

Dec. 1957	H	W	67-51
Dec. 27, 1958	A	L	67-82
Dec. 1, 1959	H	W	89-78
Dec. 16, 1967	Mil	L	100-130
Dec. 30, 2004	NO	W	67-50

Mil = Milwaukee, Wis.
 NO = New Orleans, La.

FORDHAM (1-0)

Dec. 28, 1953	NO	W	65-49
---------------	----	---	-------

NO = New Orleans, La.

FRESNO STATE (1-2)

Dec. 28, 1996	H	W#	79-75
Nov. 26, 1997	A	L	65-90
Nov. 28, 1999	Hon	W	95-85

- Game vacated by NCAA
 Hon = Honolulu, Hawaii

FURMAN (0-1)

Dec. 1960	A	L (3ot)	55-56
-----------	---	---------	-------

GEORGE MASON (1-0)

Dec. 3, 1994	H	W	127-104
--------------	---	---	---------

GEORGETOWN (4-2)

March 15, 1970	NYC	W	83-82
Jan. 6, 1972	H	W	90-71
Nov. 30, 1980	Anch	W	76-67
Feb. 2, 1986	A	L	72-74
March 18, 1988	Hford	L	63-66
Jan. 28, 1989	NO	W	82-80

GEORGIA (62-42)

Feb. 11, 1920	A	L	15-32
Dec. 23, 1935	H	W	46-34
March 2, 1939	Knox	W	50-28
Jan. 1943	A	W	54-39
March 2, 1946	Lville	W	60-41
Feb. 6, 1951	A	L	65-68
Jan. 18, 1952	H	W	98-60
Jan. 19, 1953	A	W	55-50
Jan. 8, 1954	H	W	97-62
Jan. 9, 1954	H	W	100-53
Jan. 8, 1955	A	L (ot)	70-76
Dec. 29, 1955	Jville	W	91-86
Jan. 7, 1956	H	W	96-77
Jan. 6, 1957	A	L	70-78
Jan. 1958	H	L	56-59
Dec. 29, 1958	Jville	W	63-60
Jan. 3, 1959	A	W	79-66
Dec. 29, 1959	Jville	L	67-79
Jan. 4, 1960	H	W	81-77
Jan. 1961	A	L	66-80
Jan. 8, 1962	H	W	76-57
Jan. 7, 1963	A	L (ot)	67-76
Jan. 4, 1964	H	W	81-63
Jan. 2, 1965	H	W	70-69
Jan. 1, 1966	A	L	52-82
Jan. 9, 1967	H	W	87-85
Feb. 13, 1967	A	L	65-78
Jan. 8, 1968	A	W	79-76
Feb. 12, 1968	H	L	73-78
Dec. 21, 1968	H	W	98-89
March 8, 1969	A	W (2ot)	90-80
Feb. 18, 1970	H	W	88-86
March 7, 1970	A	W	99-88
Dec. 21, 1970	H	W	97-76
March 6, 1971	A	W	69-66
Dec. 20, 1971	A	L	95-115
Jan. 22, 1972	H	W	69-68
Dec. 16, 1972	H	L	62-66
Jan. 20, 1973	A	W	56-55
Jan. 21, 1974	H	W	90-83
Feb. 23, 1974	A	W	84-79
Jan. 20, 1975	A	W	90-89
Feb. 22, 1975	H	W (ot)	96-90
Jan. 24, 1976	H	L	79-83
Feb. 21, 1976	A	L	70-75
Jan. 17, 1977	H	W	97-77
Feb. 14, 1977	A	W	75-69
Jan. 7, 1978	H	W	96-78
Feb. 4, 1978	A	W	89-68
Jan. 3, 1979	H	W	97-75
Jan. 27, 1979	A	L	88-93
Jan. 12, 1980	A	L (2ot)	72-73
Feb. 9, 1980	H	W	96-77
Jan. 17, 1981	H	W	78-65
Feb. 14, 1981	A	W	64-62
March 6, 1981	Birm	L	60-68
Jan. 16, 1982	A	W	54-53
Feb. 13, 1982	H	L	51-57
Jan. 8, 1983	H	W	60-56

Feb. 5, 1983	A	W	70-59
Jan. 5, 1984	A	W	81-77
Feb. 4, 1984	H	W (ot)	69-68
Jan. 2, 1985	A	W	79-74
Feb. 2, 1985	H	L	58-59
Feb. 1, 1986	A	L	76-92
Jan. 10, 1987	H	L (ot)	63-64
Feb. 11, 1987	A	L	57-63
March 7, 1987	Atl	W (2ot)	89-88
Jan. 16, 1988	A	L	50-59
Feb. 17, 1988	H	W	63-62
Jan. 25, 1989	A	W	80-79
Feb. 20, 1989	H	W	97-83
Jan. 24, 1990	H	L (ot)	92-94
Feb. 25, 1990	A	L	85-86
Jan. 7, 1991	H	W	83-76
Feb. 8, 1991	A	W	89-86
Feb. 11, 1992	H	L	62-64
Feb. 27, 1993	A	L	78-81
Feb. 19, 1994	H	L	84-100
March 10, 1994	Mem	L	70-83
Feb. 18, 1995	A	L	89-88
Feb. 7, 1996	H	L	82-85
Feb. 22, 1997	A	L	59-82
March 6, 1997	Mem	L	54-75
Jan. 24, 1998	H	L	52-61
Feb. 20, 1999	A	L	57-59
Jan. 19, 2000	H	W	61-57
Jan. 21, 2001	A	L	63-68
March 8, 2001	Nash	W	63-62
Feb. 23, 2002	H	L	54-55
March 8, 2002			

Feb. 9, 1959	H	L	63-64
Feb. 8, 1960	A	L	56-76
Feb. 1961	H	W	63-50
Feb. 10, 1962	A	W	52-51
Feb. 9, 1963	H	W	56-54
Feb. 7, 1964	A	L	49-51
March 20, 1986	A	W	70-64
Dec. 14, 1986	H	W	52-44
March 15, 1987	Chi	W	85-79
Dec. 16, 1987	A	L	70-87
March 17, 1990	Knox	L	91-94
Nov. 20, 2011	CH	W	59-50

Lville = Louisville, Ky.
Chi = Chicago, Ill.
Knox = Knoxville, Tenn.
CH = Charleston, S.C.

LSU at home: LSU leads, 10-5
at Georgia Tech: Tied, 8-8
at Neutral Sites: LSU leads, 3-1

GRAMBLING STATE (3-0)

Nov. 20, 2000	H	W	112-37
Dec. 13, 2008	H	W	87-41
Dec. 29, 2011	H	W	69-37

HARDIN-SIMMONS (4-0)

Dec. 30, 1947	FtW	W	62-46
Dec. 14, 1985	H	W	87-71
Dec. 19, 1986	H	W	77-71
Dec. 30, 1989	H	W	100-66

FtW = Fort Worth, Texas

HAWAII (0-1)

Nov. 28, 1982	A	L	66-68
---------------	---	---	-------

HAWAII-HILO (2-0)

Dec. 3, 1985	A	W	70-61
Nov. 24, 2001	A	W	64-62

HAWAII-LOA (1-0)

Dec. 2, 1985	A	W	77-68
--------------	---	---	-------

HAWAII-PACIFIC (2-0)

Nov. 27, 1982	A	W	98-76
Dec. 1, 1985	A	W	101-89

HOLY CROSS (1-1)

March 14, 1953	Ral	W	81-73
Dec. 29, 1953	NO	L	56-66

Ral = Raleigh, N.C.
NO = New Orleans, La.

HOUSTON (7-9)

Dec. 22, 1962	A	W	74-73
Dec. 15, 1965	A	L	87-110
Dec. 27, 1971	A	L	66-100
Dec. 29, 1981	NO	L	69-73
Dec. 6, 1983	H	L	91-100
Dec. 8, 1984	A	L	73-81
Dec. 30, 1997	H	W	72-50
Nov. 30, 1998	A	L	55-67
Nov. 28, 2000	A	W	61-59
Dec. 20, 2001	H	W	73-69
Jan. 8, 2003	H	W	80-51
Dec. 30, 2003	A	L	52-60
Dec. 21, 2004	A	L	72-81
Nov. 29, 2005	H	L	83-84
Nov. 30, 2010	H	W	73-57
Nov. 29, 2011	A	W	59-58

NO = New Orleans

LSU at home: LSU leads, 4-2
at Houston: Houston leads, 5-3
at Neutral Sites: Houston leads, 1-0

HOUSTON BAPTIST (2-0)

Dec. 19, 1983	H	W	60-59
Dec. 28, 2012	H	W	75-58

HOWARD (1-0)

Dec. 27, 1999	H	W	81-55
---------------	---	---	-------

ILLINOIS (0-2)

Dec. 22, 1988	H	L	100-127
Dec. 22, 1990	A	L	96-102

ILLINOIS-CHICAGO (1-0)

Dec. 30, 1986	Hon	W	117-84
---------------	-----	---	--------

Hon = Honolulu, Hawaii

INDIANA (0-5)

March 17, 1953	KC	L	67-80
March 13, 1954	IC	L	62-73
March 28, 1981	Phil	L	49-67
March 22, 1987	Cin	L	76-77
March 21, 1992	Boi	L	79-89

KC = Kansas City, Mo.
IC = Iowa City, Iowa
Phil = Philadelphia, Pa.
Cin = Cincinnati, Ohio
Boi = Boise, Idaho

INDIANA STATE (1-0)

Nov. 16, 2009	H	W	56-45
---------------	---	---	-------

IONA (2-0)

Dec. 22, 1973	H	W	105-78
Mar. 16, 2006	Jv	W	80-64

Jv = Jacksonville, Fla.

IOWA (2-1)

Dec. 28, 1963	Port	W	92-81
Nov. 26, 1996	Maui	W*	70-60
March 13, 2002	A	W	63-61

*Game forfeited by NCAA
Port = Portland, Ore.
Maui = Maui, Hawaii

JACKSONVILLE (0-1)

Dec. 30, 1959	A	L	63-72
---------------	---	---	-------

JACKSON STATE (3-1)

Dec. 22, 1995	H	L	76-87
Dec. 14, 1997	H	W	57-49
Dec. 12, 1998	H	W	72-53
Nov. 15, 2008	H	W	79-65

JEFFERSON COLLEGE (5-0)

Dec. 1915	H	W	55-18
Dec. 13, 1917	H	W	42-18
Feb. 1, 1919	H	W	66-18
Dec. 30, 1919	H	W	46-15
Dec. 31, 1919	H	W	57-24

KANSAS (1-3)

Dec. 12, 1953	H	W	68-63
Dec. 6, 1954	A	L	58-83
Nov. 17, 1989	H	L	83-89
Nov. 25, 1996	Maui	L	53-82

Maui = Maui, Hawaii

KENTUCKY (24-83)

Feb. 22, 1933	Atl	L	38-51
Feb. 26, 1937	Knox	L	37-57
March 3, 1939	Knox	L	34-53
March 3, 1944	Lville	L	28-55
Feb. 1945	Lville	L	37-63
March 2, 1946	N	L	36-59
March 1948	N	L	47-63
Jan. 31, 1951	H	L	59-81
Jan. 5, 1952	A	L	47-57
March 1952	N	L	43-44
March 9, 1954	Nash	L	56-63
Dec. 4, 1954	A	L	58-74
Jan. 17, 1955	H	L	62-84
Dec. 3, 1955	H	L	52-62
Jan. 14, 1958	A	L	65-107

Jan. 12, 1957	H	L	46-51
Jan. 1958	A	L	52-97
Jan. 10, 1959	H	L	61-76
Jan. 9, 1960	A	L	45-77
Jan. 1961	H	W	73-59
Jan. 12, 1962	A	L	63-84
Jan. 11, 1963	H	L	56-63
Jan. 10, 1964	A	L	84-103
Jan. 9, 1965	H	L	66-79
Jan. 24, 1966	A	L	85-111
Jan. 28, 1967	A	L	72-102
Feb. 4, 1967	H	L	84-105
Jan. 27, 1968	H	L	95-121
Feb. 3, 1968	A	L	96-109
Jan. 25, 1969	H	L	96-108
Feb. 22, 1969	A	L	89-103
Jan. 24, 1970	A	L	96-109
Feb. 21, 1970	H	L	105-121
Jan. 23, 1971	H	L	79-82
Feb. 20, 1971	A	L	73-110
Jan. 29, 1972	A	L	71-89
Feb. 26, 1972	H	W	88-71
Jan. 27, 1973	H	L	71-86
Feb. 24, 1973	A	L	76-94
Jan. 5, 1974	H	W	95-94
Feb. 4, 1974	A	L	70-73
Jan. 4, 1975	A	L	80-115
Feb. 3, 1975	H	L	76-77
Feb. 2, 1976	A	L	71-85
Feb. 1, 1976	H	L	70-85
Jan. 22, 1977	A	L	72-87
Feb. 19, 1977	H	L	76-90
Jan. 14, 1978	A	L	76-96
Feb. 11, 1978	H	W (ot)	95-94
Jan. 6, 1979	A	W	93-89
Feb. 3, 1979	H	W	70-61
March 2, 1979	Birm	L	67-80
Jan. 28, 1980	A	W	65-60
Feb. 24, 1980	H	L (ot)	74-76
March 1, 1980	Birm	W	80-78
Jan. 19, 1981	H	W	81-67
March 1, 1981	A	L	71-73
Jan. 25, 1982	A	L	65-76
Feb. 27, 1982	H	W	94-78
Jan. 5, 1983	A	L	50-52
March 5, 1983	H	W	74-60
Jan. 7, 1984	H	L	80-96
March 5, 1984	A	L	68-90
Jan. 31, 1985	A	L	43-53
March 2, 1985	H	W	67-61
Jan. 29, 1986	H	L	52-54
March 1, 1986	A	L	57-68
March 7, 1986	A	L	58-61
March 22, 1986	Atl	W	59-57
Jan. 18, 1987	A	W	76-41
Feb. 21, 1987	H	W	65-52
Jan. 23, 1988	H	L	61-76
Feb. 24, 1988	A	L	65-92
March 12, 1988	H	L	80-86
Jan. 14, 1989	A	W	64-62
Feb. 15, 1989	H	W	99-90
Jan. 13, 1990	H	W	94-81
Feb. 15, 1990	A	L	95-100
Jan. 5, 1991	A	L	80-93
Feb. 5, 1991	H	W	107-88
Feb. 2, 1992	H	W	74-53
March 14, 1992	Birm	L	74-80
Jan. 26, 1993	A	L	67-105
March 14, 1993	A	L	65-82
Feb. 15, 1994	H	L	95-99
March 4, 1995	A	L	80-127
Jan. 16, 1996	H	L	97-129
Feb. 12, 1997	A	L	48-84
Feb. 4, 1998	H	L	61-63
Jan. 30, 1999	A	L	62-86
Feb. 13, 2000	H	W	70-57
Feb. 21, 2001	A	L	61-84
Feb. 9, 2002	H	L	56-68
Feb. 15, 2003	A	L	57-68
Feb. 29, 2004	H	L	64-70
Jan. 22, 2005	A	L	58-89
Mar. 12, 2005	Atl	L (ot)	78-79

Feb. 25, 2006	H	W	71-67
Feb. 20, 2007	A	L	63-70
Feb. 16, 2008	H	L	63-67
Feb. 28, 2009	A	W	73-70
Mar. 13, 2009	Tam	W	67-58
Feb. 6, 2010	H	L	55-81
Jan. 15, 2011	A	L	44-82
Jan. 28, 2012	H	L	50-74
March 9, 2012	NO	L	51-60
Jan. 26, 2013	A	L	70-75

Atl = Atlanta, Ga.
Knox = Knoxville, Tenn.
Lville = Louisville, Ky.
Nash = Nashville, Tenn.
Birm = Birmingham, Ala.
Tam = Tampa, Fla.
NO = New Orleans, La.

LSU at home: Kentucky leads, 28-16
at Kentucky: Kentucky leads, 41-5
at Neutral Sites: Kentucky leads, 14-3

LAFAYETTE (PA.) (2-0)

Dec. 19, 1957	Char	W	80-72
Dec. 30, 1996	H	W	64-43

Char = Charlotte, N.C.

LAMAR (3-1)

March 14, 1981	Aus	W	100-78
Dec. 16, 1985	A	W	74-57
Dec. 4, 1989	H	W	116-76
Dec. 1, 1997	H	L	64-70

Aus = Austin, Texas

LEBANON VALLEY (1-0)

March 13, 1953	Ral	W	89-76
----------------	-----	---	-------

Ral = Raleigh, N.C.

LONG ISLAND (1-0)

Dec. 15, 1947	A	L	47-67
---------------	---	---	-------

LOUISIANA COLLEGE (28-6)

Dec. 19, 1913	A	W	17-15
Jan. 17, 1914	H	W	27-24
Feb. 1915	H	W	30-4
Jan. 1916	H	W	14-11
Jan. 1916	H	W	20-19
Jan. 1920	A	W	35-20
Jan. 30, 1920	H	W	63-19
Jan. 31, 1920	H	W	39-15
Jan. 13, 1922	H	W	52-26
Jan. 14, 1922	H	W	50-22
Dec. 1922	H	W	23-22
Dec. 1922	H	W	33-22
Jan. 14, 1925	A	W	23-17
Jan. 15, 1925	A	L	20-27
Jan. 28, 1925	H	W	39-36
Jan. 29, 1925	H	W	32-31
Jan. 11, 1926	H	W	39-28
Jan. 12, 1926	H	W	44-22
Jan. 21, 1927	A	L	19-35
Jan. 22, 1927	A	W	23-20
Feb. 10, 1928	H	W	47-17
Feb. 11, 1928	H	W	47-22
Jan. 14, 1929	A	W	32-31
Jan. 15, 1929	A	L	43-44
Jan. 3, 1930	A	L	41-53
Jan. 4, 1930	A	L	15-55
Dec. 7, 1953	H	W	128-74
Dec. 1, 1954	H	W	80-63
Dec. 1, 1955	H	L	79-84
Dec. 3, 19			

Series Records

Jan. 15, 1915	H	W	39-16
Dec. 1915	H	W	44-14
Dec. 1915	H	W	69-13
Dec. 1916	A	W	33-20
Dec. 1916	A	L	13-21
Dec. 1916	H	W	50-13
Jan. 11, 1918	A	W	36-7
Jan. 1921	H	W	47-11
Feb. 11, 1921	H	W	61-8
Jan. 10, 1922	H	W	41-8
Jan. 11, 1922	H	W	29-17
Jan. 1923	H	W	25-22
Jan. 19, 1924	H	L	12-15
Jan. 21, 1924	H	L	14-26
Jan. 9, 1925	H	W	30-19
Jan. 10, 1925	H	W	22-17
Jan. 8, 1926	A	W	25-13
Jan. 9, 1926	A	W	31-29
Feb. 21, 1927	H	W	34-22
Feb. 22, 1927	H	W	29-12
Jan. 6, 1928	H	W	40-17
Jan. 7, 1928	H	W	36-17
Jan. 7, 1929	H	W	23-17
Jan. 8, 1929	H	W	29-22
Feb. 11, 1929	A	L	34-36
Feb. 12, 1929	A	L	23-25
Jan. 30, 1931	H	L	26-40
Jan. 31, 1931	H	L	29-34
Jan. 8, 1932	H	W	44-23
Jan. 9, 1932	H	W	50-35
Dec. 18, 1934	H	W	54-30
Dec. 18, 1935	H	W	43-28
Dec. 16, 1936	H	W	44-19
Dec. 13, 1937	H	W	31-26
Dec. 10, 1940	H	L	30-39
Feb. 19, 1944	H	L	40-62
Feb. 21, 1944	H	L	37-60
Jan. 6, 1945	H	W	44-42
Jan. 24, 1945	A	W	59-44
Dec. 4, 2001	H	W	83-65
Nov. 21, 2004	H	W	83-69
Dec. 17, 2005	H	W	81-62
Dec. 31, 2008	H	W	81-79
Dec. 1, 2009	H	W	66-58

LSU at home: LSU leads, 31-7
at Lafayette: LSU leads, 5-3

LOUISIANA-MONROE (5-0)

Nov. 22, 1991	H	W	77-76
Nov. 20, 2000	H	W	92-49
Nov. 29, 2003	H	W	96-65
Nov. 19, 2006	H	W	88-57
Nov. 13, 2009	H	W	82-62

LOUISIANA TECH (10-1)

Jan. 30, 1928	H	W	40-23
Jan. 31, 1928	H	W	37-28
Jan. 24, 1930	A	W	37-31
Jan. 25, 1930	A	W	42-27
Jan. 20, 1937	H	W	54-24
Jan. 21, 1937	H	W	35-34
Jan. 17, 1945	A	W	43-38
Feb. 7, 1945	H	W	83-56
Feb. 11, 1946	H	W	58-43
Dec. 6, 1988	H	L (ot)	109-111
Dec. 23, 2006	H	W	68-52

LSU at home: LSU leads, 7-1
at La. Tech: LSU leads, 3-0

LOUISVILLE (1-8)

Dec. 21, 1948	A	L	44-79
Dec. 22, 1949	A	L	65-75
Dec. 1960	H	L	53-72
Dec. 29, 1961	NO	W	84-70
March 16, 1980	Hou	L	66-86
March 29, 1986	Dal	L	77-88
Dec. 21, 1991	H	L	92-93
Feb. 23, 1994	A	L	84-82
Dec. 7, 1996	Ana	L (ot)	87-93

NO = New Orleans, La.

Hou = Houston, Texas
Dal = Dallas, Texas
Ana = Anaheim, Calif.

LSU at home Louisville leads, 2-0
at Louisville: Louisville leads, 3-0
at Neutral Sites: Louisville leads, 3-1

LOYOLA (CHICAGO) (2-0)

Dec. 6, 1982	H	W	97-80
Nov. 28, 1984	H	W	102-96

LOYOLA MARYMOUNT (2-0)

Feb. 3, 1990	H	W (ot)	148-141
Dec. 20, 1990	H	W	122-114

LOYOLA-NO (37-15)

Jan. 10, 1921	H	W	74-12
Jan. 24, 1924	H	W	27-20
Jan. 25, 1924	H	W	17-15
Feb. 25, 1924	A	W	34-28
Feb. 26, 1924	A	W	37-4
Jan. 21, 1925	H	W	30-13
Jan. 22, 1925	H	W	32-18
March 3, 1925	A	W	26-15
Jan. 28, 1927	H	L	15-16
Jan. 29, 1927	H	W	42-18
Feb. 11, 1927	A	L	26-41
Feb. 12, 1927	A	L	19-27
Feb. 12, 1937	H	W	46-31
Jan. 20, 1947	A	W	44-43
Feb. 24, 1947	H	W	61-47
Jan. 19, 1948	A	L	42-49
Feb. 16, 1948	H	L	45-46
Jan. 13, 1949	A	W	56-52
Feb. 14, 1949	H	W	63-41
Jan. 4, 1950	H	W	62-56
Jan. 9, 1950	A	W	51-47
Jan. 2, 1952	H	W	77-60
Jan. 16, 1953	A	W	58-52
Jan. 5, 1954	H	W	69-65
Feb. 7, 1955	A	L	68-75
Dec. 17, 1955	H	L	65-71
Dec. 8, 1956	H	L (ot)	73-77
Dec. 22, 1956	A	L	68-75
Dec. 23, 1957	A	L	62-94
Jan. 1957	H	L	70-82
Dec. 17, 1958	H	W	78-68
Jan. 27, 1959	A	W	70-68
Dec. 10, 1959	H	L (ot)	65-66
Jan. 27, 1960	A	L	64-74
Dec. 1960	H	W	73-59
Jan. 1960	A	W	51-49
Nov. 26, 1961	H	W	57-48
Feb. 1, 1962	A	W	77-61
Dec. 3, 1962	H	W	79-66
Jan. 30, 1963	A	W	72-69
Dec. 2, 1963	H	W	80-67
Jan. 29, 1964	A	W	73-62
Dec. 1, 1964	H	W	88-78
Feb. 10, 1965	A	W	89-76
Dec. 1, 1965	H	L	61-72
Dec. 9, 1965	A	W	88-84
Dec. 9, 1966	A	L (2ot)	86-87
Dec. 9, 1967	H	W	90-56
Dec. 2, 1968	A	W	109-82
Dec. 9, 1969	H	W	100-87
Dec. 1, 1970	A	W	109-103
Jan. 8, 1972	H	W	103-85

LSU at home: LSU leads, 21-7
at Loyola-NO: LSU leads, 16-8

MAINE (1-0)

Dec. 15, 1979	H	W	103-81
---------------	---	---	--------

MARIST (2-0)

Nov. 25, 1988	H	W	94-58
Dec. 29, 1995	H	W	80-65

MARQUETTE (1-2)

March 19, 1970	NYC	L	79-101
----------------	-----	---	--------

Dec. 19, 2011	H	W	67-59
Dec. 22, 2012	A	L	80-84

NYC = New York City, N.Y.

MARYLAND (2-2)

Feb. 23, 1931	Atl	L	34-37
Dec. 21, 1963	Bburg	L	65-75
Dec. 12, 1987	H	W	55-54
Jan. 2, 1989	A	W	79-77

Atl = Atlanta, Ga.

Bburg = Blacksburg, Va.

MARYLAND BALTIMORE CO. (1-0)

Dec. 30, 1995	H	W	88-67
---------------	---	---	-------

MCNEESE STATE (21-0)

Dec. 6, 1986	A	W	77-62
Dec. 8, 1988	H	W	91-89
Dec. 2, 1989	H	W	85-49
Jan. 20, 1992	H	W	115-67
Dec. 1, 1992	H	W	83-72
Dec. 16, 1993	H	W	93-72
Nov. 29, 1994	H	W	86-71
Dec. 1, 1995	H	W	83-73
Nov. 21, 1998	H	W	56-39
Dec. 13, 2000	H	W	87-68
Dec. 15, 2001	H	W	80-57
Dec. 7, 2002	H	W	93-72
Nov. 24, 2003	H	W	87-77
Dec. 13, 2004	H	W	82-79
Dec. 10, 2005	H	W	90-70
Nov. 29, 2006	H	W	91-57
Nov. 14, 2007	H	W	78-74
Dec. 22, 2008	H	W	62-59
Jan. 4, 2010	H	W	83-60
Dec. 16, 2010	H	W (ot)	78-66
Nov. 13, 2012	H	W	73-48

LSU at home: LSU leads, 20-0
At McNeese St.: LSU leads, 1-0

MEMPHIS (2-3)

Jan. 12, 1972	A	L	65-82
Dec. 5, 1972	H	W	69-57
March 15, 1986	H	W	83-81
Dec. 23, 1992	Maui	L	66-70
Nov. 21, 2010	Tupelo	L	61-70

Maui = Maui, Hawaii

MERCER (3-0)

Feb. 12, 1920	A	W	33-22
Dec. 5, 1992	H	W	92-48
Nov. 24, 2001	Hilo	W	64-62

Hilo = Hilo, Hawaii

MIAMI (FLA.) (1-3)

Dec. 11, 1950	A	L	62-68
Dec. 1952	H	W	86-58
Dec. 1957	H	L	65-73
Dec. 27, 2001	NO	L	61-68

NO = New Orleans, La.

MICHIGAN (0-2)

Dec. 5, 1995	H	L	68-69
Dec. 15, 1996	A	L	59-70

MICHIGAN STATE (0-1)

March 16, 1979	Indy	L	71-87
----------------	------	---	-------

Indy = Indianapolis, Ind.

MIDDLE TENNESSEE ST. (1-0)

Nov. 27, 1991	H	W	96-65
---------------	---	---	-------

MILLSAPS (5-0)

Feb. 1917	H	W	95-6
Feb. 1917	A	W	57-11
Feb. 6, 1918	A	W	66-10
Feb. 1923	H	W	32-10
Feb. 1923	H	W	34-23

OLE MISS (117-86)

Feb. 4, 1910	H	W	39-14
Feb. 5, 1910	H	W	25-4
Jan. 15, 1912	H	W	27-15
Feb. 16, 1912	H	W	33-11
Feb. 21, 1916	H	W	55-29
Feb. 18, 1921	H	L	22-23
Feb. 19, 1921	H	W	26-16
Jan. 15, 1926	H	W	27-24
Jan. 16, 1926	H	L	19-43
Jan. 14, 1927	H	L	16-36
Jan. 15, 1927	H	W	22-21
Jan. 13, 1928	H	W	20-17
Jan. 14, 1928	H	W	36-25
Jan. 15, 1928	H	L	23-33
Jan. 26, 1928	H	W	34-33
Feb. 25, 1928	Atl	L	28-53
Jan. 11, 1929	H	L	21-42
Jan. 12, 1929	H	L	17-34
Jan. 18, 1929	A	L	24-28
Jan. 19, 1929	A	L	25-30
Jan. 10, 1930	A	L	27-31
Jan. 11, 1930	A	W	31-21
Jan. 17, 1930	H	L	24-47
Jan. 18, 1930	H	L	29-32
Jan. 15, 1931	A	W	26-24
Jan. 16, 1931	A	L	29-30
Jan. 15, 1932	A	W	37-34
Jan. 16, 1932	A	L	22-24
Jan. 29, 1932	H	W	55-53
Jan. 30, 1932	H	L	33-35
Jan. 13, 1933	A	L	37-40
Jan. 14, 1933	A	L	32-34
Feb. 13, 1933	H	W	53-33
Feb. 14, 1933	H	W	50-33
Feb. 12, 1934	H	W	52-33
Feb. 13, 1934	H	W	49-39
Feb. 4, 1935	H	W	47-32
Feb. 5, 1935	H	W	47-33
Jan. 31, 1936	H	W	54-37
Feb. 1, 1936	H	L	46-51
Feb. 14, 1936	A	L	47-59
Feb. 15, 1936	A	L	51-69
Jan. 13, 1937	A	L	47-50
Jan. 14, 1937	A	L	27-40
Jan. 14, 1938	H	L	48-59
Jan. 15, 1938	H	L	44-47
March 4, 1938	H	L	41-68
Jan. 9, 1939	A	W	42-41
Jan. 10, 1939	A	W	42-34
Feb. 13, 1939	H	W	50-48
Feb. 14, 1939	H	W	59-18
Jan. 12, 1940	H	W	51-47
Feb. 10, 1940	H	L	33-45
Jan. 10, 1941	A	W	56-32
Feb. 5, 1941	H	W	67-39
Jan. 6, 1942	A	W	56-35

March 1, 1954	A	W	76-53
Jan. 31, 1955	A	L	69-89
Feb. 28, 1955	H	W	68-65
Feb. 6, 1956	H	W	100-76
Feb. 27, 1956	A	L	70-81
Feb. 2, 1957	A	L	73-79
Feb. 23, 1957	H	L	76-83
Feb. 3, 1958	H	L	63-76
Feb. 24, 1958	A	L	78-85
Dec. 30, 1958	Jville	W	69-55
Feb. 2, 1959	A	L	69-80
Feb. 23, 1959	H	W	99-93
Feb. 1, 1960	H	L	61-76
Feb. 22, 1960	A	L	70-90
Feb. 1961	A	W	75-69
Feb. 27, 1961	H	L	46-68
Feb. 5, 1962	H	W	70-59
Feb. 26, 1962	A	L	68-74
Feb. 4, 1963	A	L	48-60
Feb. 25, 1963	H	W	80-61
Feb. 1, 1964	H	W	77-67
Feb. 22, 1964	A	W	86-80
Feb. 1, 1965	A	W	58-56
Feb. 22, 1965	A	W	60-56
Jan. 3, 1966	A	L	80-81
Feb. 12, 1966	H	W	92-68
Dec. 19, 1966	A	L	67-74
Feb. 25, 1967	H	L	77-69
Dec. 19, 1968	H	W	81-68
Feb. 24, 1968	A	L	85-87
Feb. 1, 1969	H	L (ot)	81-84
March 1, 1969	A	L	76-78
Jan. 31, 1970	H	W	109-86
Feb. 28, 1970	A	W	103-90
Jan. 30, 1971	H	L	90-113
Feb. 27, 1971	A	L	54-62
Feb. 5, 1972	H	W	67-66
March 4, 1972	A	L	78-101
Feb. 3, 1973	A	L	59-84
March 3, 1973	H	W	70-69
Feb. 2, 1974	A	L	63-77
March 4, 1974	A	L	74-82
Feb. 1, 1975	H	W	94-86
March 8, 1975	A	W	91-86
Jan. 10, 1976	H	W	100-75
Feb. 7, 1976	A	W	67-57
Jan. 3, 1977	H	W	75-68
March 5, 1977	A	L	69-90
Jan. 28, 1978	A	W	74-61
Feb. 25, 1978	H	W	94-75
Jan. 20, 1979	A	W (ot)	70-69
Feb. 17, 1979	H	W	67-62
Jan. 23, 1980	H	W	72-66
Feb. 21, 1980	A	W	77-74
Jan. 28, 1981	A	W	63-59
Jan. 25, 1981	H	W	74-67
Jan. 27, 1982	H	W	53-46
Feb. 24, 1982	A	L	61-74
March 4, 1982	Lex	L	52-59
Jan. 15, 1983	A	W	71-68
Feb. 12, 1983	H	W	72-63
Jan. 14, 1984	H	W	93-70
Feb. 12, 1984	A	W	65-61
Dec. 5, 1984	H	W	89-64
Jan. 17, 1985	A	L	65-68
Jan. 13, 1986	H	W	86-68
Feb. 15, 1986	A	L	57-58
Jan. 5, 1987	A	L	63-73
Feb. 4, 1987	H	W (ot)	82-75
Jan. 9, 1988	A	W (ot)	69-61
Feb. 10, 1988	H	W	78-57
Feb. 1, 1989	H	W	107-57
March 4, 1989	A	L (ot)	112-113
Jan. 31, 1990	A	W	79-77
March 3, 1990	H	W	103-94
Jan. 19, 1991	H	W	87-71
Feb. 20, 1991	A	W	89-78
Jan. 25, 1992	A	W	83-73
Feb. 25, 1992	H	W	100-69
Jan. 23, 1993	A	L	62-71
March 6, 1993	H	W	71-56
March 12, 1993	Lex	W	89-70

Jan. 29, 1994	H	W	90-66
March 5, 1994	A	L	78-93
Jan. 21, 1995	H	W (ot)	87-81
Feb. 15, 1995	A	L	90-102
Feb. 3, 1996	H	W	71-66
Feb. 28, 1996	A	L	48-75
Feb. 5, 1997	H	L	73-79
Feb. 26, 1997	A	L	68-74
Jan. 21, 1998	A	L	58-80
Feb. 18, 1998	H	L	57-83
Feb. 3, 1999	H	L	66-82
Feb. 27, 1999	A	L	57-79
Feb. 16, 2000	A	W	97-53
March 4, 2000	H	W	64-60
Feb. 7, 2001	A	L	97-53
Feb. 28, 2001	H	W (ot)	78-77
Jan. 23, 2002	A	L	55-70
Feb. 27, 2002	H	W	58-56
Jan. 18, 2003	H	L	57-67
March 5, 2003	A	W	77-64
Jan. 21, 2004	A	L	49-53
March 3, 2004	H	W	58-45
Jan. 26, 2005	H	W	70-60
March 2, 2005	A	W	58-53
Jan. 28, 2006	A	W	79-73
March 4, 2006	H	W	55-52
Jan. 17, 2007	H	W	62-55
Feb. 14, 2007	A	L	70-71
March 8, 2007	Atl	L	60-80
Jan. 12, 2008	A	L	71-74
Feb. 23, 2008	H	W	69-49
Jan. 17, 2009	H	W	83-51
Feb. 14, 2009	A	W	73-66
Jan. 23, 2009	H	L	63-73
March 4, 2010	A	L	59-72
Jan. 22, 2011	H	L	51-78
Feb. 9, 2011	A	L	60-66
Jan. 7, 2012	H	W	81-55
Feb. 25, 2012	A	L	48-72
March 9, 2013	H	L	67-81
Atl = Atlanta, Ga. Lville = Louisville, Ky. Jville = Jacksonville, Fla. Lex = Lexington, Ky.			

LSU at home: LSU leads, 75-30
at Ole Miss: Ole Miss leads, 53-36
at Neutral Sites: LSU leads, 6-3

MISSISSIPPI COLLEGE (8-1)

Jan. 21, 1914	H	W	34-13
Jan. 22, 1914	H	W	29-19
Feb. 6, 1918	A	W	41-24
Feb. 15, 1922	H	W	29-20
Feb. 16, 1922	H	W	26-18
Jan. 1923	H	W	27-17
Jan. 1923	H	W	19-14
Jan. 9, 1930	A	L	24-27
Jan. 13, 1931	A	W	46-34

MISSISSIPPI STATE (107-96)

Jan. 6, 1909	H	W	18-12
Jan. 8, 1909	H	W	14-10
Jan. 7, 1911	A	W	33-17
Jan. 8, 1911	A	W	42-12
Jan. 6, 1912	A	L	16-22
Jan. 7, 1912	A	L	11-21
Jan. 12, 1915	H	W	24-12
Jan. 13, 1915	H	L	14-15
Feb. 1916	A	W	31-21
Feb. 1916	A	L	17-23
Jan. 1917	H	W	36-28
Jan. 1917	H	W	38-17
Jan. 24, 1920	H	W	27-12
Jan. 1923	H	L	25-36
Jan. 1923	H	L	20-35
Feb. 13, 1924	A	L	29-34
Feb. 14, 1924	A	L	34-54
Feb. 3, 1925	H	W	24-17
Jan. 27, 1928	A	L	26-46
Jan. 28, 1928	A	L	23-29
Feb. 4, 1929	H	L	16-26
Feb. 5, 1929	H	W	39-29

Feb. 1, 1930	Mer	W	32-24
Jan. 18, 1932	H	L	28-29
Jan. 19, 1932	H	W	40-15
Jan. 25, 1932	A	W	30-26
Jan. 26, 1932	A	W	33-29
Jan. 11, 1933	A	W	32-28
Jan. 12, 1933	A	W	49-26
Jan. 17, 1933	H	W	45-40
Jan. 18, 1933	H	W	37-33
Jan. 9, 1934	A	L	46-47
Jan. 10, 1934	A	W	48-23
Feb. 8, 1934	H	W	54-39
Jan. 9, 1934	H	W	61-30
Feb. 13, 1935	H	W	67-32
Feb. 14, 1935	H	W	46-39
Jan. 13, 1936	A	L	38-49
Feb. 10, 1936	H	W	43-37
Feb. 11, 1936	H	W	45-40
Jan. 16, 1937	A	L	36-53
Feb. 15, 1937	H	W	42-41
Feb. 16, 1937	H	L	38-39
Jan. 31, 1938	H	W	38-33
Jan. 1, 1938	H	W	31-22
Feb. 14, 1938	A	W	66-44
Feb. 15, 1938	A	L	46-63
Jan. 30, 1939	A	W	48-32
Jan. 31, 1939	A	L	29-31
Feb. 3, 1939	H	W	47-45
Feb. 4, 1939	H	W	54-33
Jan. 13, 1940	A	L	37-49
Jan. 29, 1940	H	W	55-42
Jan. 11, 1941	A	L	26-35
Feb. 8, 1941	H	W	39-37
Jan. 10, 1942	A	L	41-43
Jan. 24, 1942	H	W	51-40
Jan. 8, 1943	H	L	40-48
Jan. 20, 1943	A	W	61-40
Jan. 15, 1945	A	L	39-47
Jan. 29, 1945	H	W	62-27
Jan. 11, 1946	A	W	54-30
Feb. 8, 1946	H	W	73-31
Jan. 11, 1947	A	W	61-57
Feb. 14, 1947	H	W	64-49
Jan. 31, 1948	A	L	49-53
Feb. 13, 1948	H	W	65-40
Jan. 10, 1949	H	W	64-40
Jan. 29, 1949	A	L	42-48
Jan. 30, 1950	A	L	41-48
Feb. 17, 1950	H	W	68-58
Dec. 15, 1951	A	L	69-94
Jan. 6, 1951	H	W	76-61
Dec. 12, 1952	A	L	54-59
Jan. 14, 1952	H	W	103-78
Feb. 28, 1952	Lville	W	77-44
Jan. 10, 1953	A	W	75-55
Feb. 27, 1953	H	W	82-47
Jan. 30, 1954	H	W	65-54
Feb. 27, 1954	A	W	61-57
Jan. 29, 1955	A	W	67-63
Feb. 26, 1955	H	L	80-84
Feb. 4, 1956	H	L	78-87
Feb. 25, 1956	A	W	79-71
Feb. 1, 1957	A	L	72-81
Feb. 22, 1957	H	L	76-94
Jan. 1958	H	L	54-71
March 1958	A	L	72-95
Jan. 31, 1959	A	L	71-78
Feb. 21, 1959	H	L	67-75
Jan. 30, 1960	H	L	60-71
Feb. 20, 1960	A	W	69-64
Jan. 1961	A	L	61-77
Feb. 25, 1961	H	L	54-56
Dec. 30, 1962	NO	L	51-73
Feb. 3, 1962	H	L	66-87
Feb. 24, 1962	A	L	48-58
Feb. 2, 1963	A	L	66-73
Feb. 23, 1963	H	L	64-99
Jan. 31, 1964	H	W	87-71
Feb. 21, 1964	A	W	63-60
Jan. 30, 1965	A	L	74-76
Feb. 20, 1965	H	W	94-76
Jan. 10, 1966	H	L	71-74

Feb. 5, 1966	A	L	61-66
Dec. 17, 1966	A	L	84-98
Feb. 20, 1967	H	L	64-66
Dec. 22, 1967	H	W	111-87
Feb. 19, 1968	A	W	94-83
Feb. 3, 1969	H	W	95-71
March 3, 1969	A	W	99-89
Feb. 2, 1970	H	W	109-91
March 2, 1970	A	W	97-87
Feb. 1, 1971	H	W	90-71
March 1, 1971	A	L	70-78
Feb. 7, 1972	H	W	62-60
March 2, 1972	A	L	71-89
Feb. 5, 1973	A	W	84-78
March 1, 1973	H	W	94-82
Jan. 14, 1974	A	L	75-89
Feb. 16, 1974	H	L (ot)	84-87
Jan. 16, 1975	H	L	84-93
Feb. 15, 1975	A	L	71-79
Jan. 19, 1976	A	L	83-90
Feb. 16, 1976	H	W	80-69
Jan. 12, 1977	A	L	77-80
Feb. 7, 1977	H	W	71-66
Jan. 2, 1978	A	L (ot)	82-84
March 4, 1978	H	L	67-68
Feb. 8, 1979	A	W	52-48
Feb. 24, 1979	H	L	57-65
Jan. 5, 1980	H	W	80-58
Feb. 2, 1980	A	W	75-63
Jan. 10, 1981	A	W	81-69
Feb. 7, 1981	H	W	94-89
Jan. 9, 1982	H	W	78-56
Feb. 6, 1982	A	W	57-43
Jan. 24, 1983	A	L	65-80
Feb. 21, 1983	H	W	86-73
Jan. 23, 1984	H	W	80-64
Feb. 20, 1984	A	W	85-70
Jan. 5, 1985	A	L	69-83
Feb. 6, 1985	H	W	80-65
Jan. 4, 1986	H	W	90-74
Feb. 5, 1986	A	W	68-62
Jan. 25, 1987	A	W	52-50
Feb. 25, 1987	H	W	55-46
March 5, 1987	Atl	W	68-54
Jan. 30, 1988	H	L	47-49
March 2, 1988	A	L	60-62
Jan. 4, 1989	H	L	84-87
Feb. 4, 1989	A	L	79-96
Jan. 4, 1990	A	L (ot)	80-87
Dec. 15, 1990	H	W	86-68
Jan. 29, 1991	H	L	79-82
March 2, 1991	A	L	73-76
Jan. 18, 1992	A	W	

Jan. 18, 2006	A	W	71-57
Feb. 15, 2006	H	W	72-59
Feb. 3, 2007	A	L	78-85
Feb. 17, 2007	H	L	50-56
Jan. 9, 2008	H	L	61-39
Mar. 8, 2008	A	L	75-84
Jan. 21, 2009	H	W	81-57
Feb. 11, 2009	A	W(2ot)	97-94
Mar. 14, 2009	Tam	L	57-67
Jan. 30, 2010	H	L	51-67
Feb. 20, 2010	A	L	59-60
Feb. 5, 2011	H	L	57-58
Feb. 23, 2011	A	W	84-82
Jan. 25, 2012	A	L	71-76
Feb. 14, 2012	H	W(ot)	69-67
Feb. 2, 2013	A	W	69-68
Feb. 16, 2013	H	W	80-68

Mer = Meridian, Miss.
Lville = Louisville, Ky.
NO = New Orleans, La.
Atl = Atlanta, Ga.
Tam = Tampa, Fla.

LSU at home: LSU leads, 66-35
at Miss. State: Miss. State leads, 57-38
at Neutral Sites: Miss. State leads, 4-3

MISS. VALLEY STATE (2-0)

Dec. 28, 2006	H	W	92-58
Nov. 24, 2012	H	W	75-50

MISSOURI (2-1)

March 14, 1980	Hou	W	68-63
Jan. 30, 2013	H	W	73-70
March 2, 2013	A	L	76-89

Hou = Houston, Texas

MONTANA STATE (4-0)

Dec. 28, 1970	OKC	W	89-77
Dec. 27, 1976	H	W	101-80
Dec. 18, 1978	H	W	99-89
Nov. 22, 1985	H	W	84-59

OKC = Oklahoma City, Okla.

MOREHEAD STATE (1-0)

Dec. 28, 1988	Hon	W	101-88
---------------	-----	---	--------

Hon = Honolulu, Hawaii

NAVY (0-1)

March 15, 1985	Day	L	55-78
----------------	-----	---	-------

Day = Dayton, Ohio

NEBRASKA (1-0)

Dec. 30, 1988	Hon	W	90-87
---------------	-----	---	-------

Hon = Honolulu, Hawaii

NEVADA-LAS VEGAS (3-3)

Dec. 13, 1980	H	W	87-73
Nov. 28, 1981	A	L	79-83
Dec. 29, 1987	A	L	59-78
Feb. 25, 1989	H	W	88-87
Jan. 28, 1990	H	W	107-105
Nov. 30, 1991	A	L	55-76

NEVADA-RENO (1-1)

Dec. 3, 1973	A	L	86-97
Dec. 6, 1975	H	W	94-74

NEW ORLEANS (10-4)

Nov. 28, 1977	H	L	69-73
Nov. 27, 1978	A	W	84-42
Dec. 3, 1979	H	W	104-78
Dec. 18, 1980	A	W	96-66
March 16, 1983	H	L (ot)	94-99
Nov. 26, 1983	A	W	61-59
Dec. 21, 1984	H	W	78-64
Dec. 20, 1986	H	L	71-82
Dec. 16, 2000	H	W	84-57
Dec. 18, 2001	A	L	59-60
Dec. 30, 2002	H	W	69-57
Jan. 12, 2004	A	W	68-60

Nov. 24, 2004	H	W	95-79
Dec. 13, 2005	H	W	94-63

LSU at home: LSU leads, 6-3
at UNO: LSU leads, 4-1

NEW ORLEANS AC (0-1)

Jan. 10, 1931	H	L	35-41
---------------	---	---	-------

NICHOLLS STATE (17-1)

Dec. 4, 1987	H	W	86-62
Dec. 29, 1990	H	W	118-76
Dec. 30, 1991	H	W	123-61
Dec. 15, 1992	H	W	75-64
Dec. 4, 1993	H	W (ot)	95-90
Jan. 23, 1996	H	W	86-69
Nov. 29, 1997	H	W	72-52
Dec. 23, 1999	H	W	91-74
Dec. 22, 2000	H	W	92-49
Dec. 30, 2001	H	W	71-35
Nov. 22, 2002	H	W	68-24
Nov. 21, 2005	H	W	122-58
Nov. 17, 2006	H	W	96-42
Nov. 28, 2007	H	W	68-41
Dec. 17, 2008	H	W	68-56
Dec. 17, 2009	H	W	63-60
Nov. 16, 2010	H	L	53-62
Nov. 12, 2011	H	W	90-74

NORFOLK SATE (1-0)

Nov. 25, 2000	H	W	90-62
---------------	---	---	-------

NIAGARA (1-0)

Dec. 8, 1976	H	W	82-68
--------------	---	---	-------

NORTH CAROLINA (2-10)

Feb. 28, 1925	Atl	L	21-35
Feb. 1928	Atl	W	44-38
Jan. 3, 1955	H	W	84-77
Jan. 3, 1956	A	L	69-95
Dec. 1960	A	L	61-77
Dec. 14, 1963	H	L	71-76
Dec. 4, 1982	NJ	L	43-47
Jan. 29, 1984	A	L	79-90
Feb. 10, 1985	H	L	70-75
Jan. 22, 1994	NO	L	65-88
Dec. 18, 1996	Gbro	L	48-67
Mar. 21, 2009	Gbro	L	70-84

Atl = Atlanta, Ga.
NJ = E. Rutherford, N.J.
Gbro = Greensboro, N.C.

LSU at home: UNC leads, 3-1
at UNC: UNC leads, 4-0
at Neutral Sites: UNC leads, 3-1

NORTH CAROLINA A&T (1-1)

Nov. 30, 1996	H	W#	74-62
Nov. 25, 1998	H	W	72-59

Game forfeited by NCAA

UNC-WILMINGTON (4-0)

Dec. 29, 1980	H	W	100-68
Jan. 17, 1983	H	W	70-55
Nov. 28, 1983	A	W	94-59
Dec. 22, 1984	H	W	88-65

NORTHERN ARIZONA (2-0)

Feb. 9, 1987	H	W	70-58
Dec. 28, 1991	H	W	159-86

NORTHERN IOWA (0-2)

Dec. 28, 1987	LV	L	80-90
Dec. 19, 2005	H	L	50-54

LV = Las Vegas

NORTH TEXAS (1-1)

Dec. 22, 2010	H	L	55-75
Dec. 22, 2011	A	W	67-58

NORTHWESTERN (1-3)

Dec. 21, 1953	H	W	79-61
Dec. 20, 1953	A	L	66-83
Dec. 30, 1965	LA	L	86-92
Nov. 17, 2011	CH	L	82-88

LA = Los Angeles, Calif.
CH = Charleston, S. C.

NORTHWESTERN ST. (17-6)

Jan. 1916	H	W	24-23
Dec. 12, 1917	A	W	38-25
Jan. 8, 1921	H	W	29-25
Jan. 20, 1922	H	W	32-15
Jan. 21, 1922	H	W	40-3
Jan. 7, 1924	H	L	18-26
Jan. 8, 1924	H	L	19-33
Jan. 16, 1925	A	L	25-29
Jan. 17, 1925	A	W	35-24
Feb. 12, 1926	H	L	27-35
Feb. 13, 1926	H	L	21-23
Feb. 23, 1945	Sport	W	44-40
Feb. 24, 1945	A	W	70-34
Dec. 29, 1956	Sport	L	75-103
Dec. 20, 1989	H	W	73-63
Dec. 29, 1992	H	W	93-79
Dec. 2, 2001	H	W	91-54
Dec. 11, 2004	H	W	83-74
Dec. 5, 2007	H	W	82-58
Nov. 23, 2008	H	W	91-60
Dec. 12, 2009	H	W	73-68
Nov. 12, 2010	H	W	87-78
Nov. 20, 2012	H	W	102-95

Sport = Shreveport, La.

LSU at home: LSU leads, 13-4
at Northwestern State: LSU leads, 3-1
at Neutral Sites: Tied, 1-1

NOTRE DAME (1-0)

Dec. 20, 1990	NO	W	87-64
---------------	----	---	-------

NO = New Orleans

OHIO STATE (1-1)

Jan. 15, 2005	H	W (2ot)	113-101
Dec. 31, 2005	A	L	76-78

OKLAHOMA (2-2)

March 17, 1970	NYC	W	97-94
Jan. 12, 1987	A	L	85-94
Jan. 11, 1988	NO	W	84-77
March 17, 2004	A	L	61-70

NYC = New York City, N.Y.
NO = New Orleans, La.

OKLAHOMA CITY (2-0)

Dec. 28, 1968	A	W	101-85
Dec. 17, 1976	H	W	89-77

OKLAHOMA STATE (2-2)

Dec. 11, 1993	NO	W	71-68
Dec. 20, 1994	Tul	L	67-111
Dec. 30, 1999	No	W	63-53
Nov. 19, 2007	Maui	L	77-83

NO = New Orleans, La.
Tul = Tulsa, Okla.

OAKLAND (MICH) (1-0)

Nov. 26, 1999	Hon	W	87-80
---------------	-----	---	-------

Hon = Honolulu, Hawaii

ORAL ROBERTS (4-2)

Dec. 3, 1977	A	W	68-60
Dec. 1, 1978	H	W	91-75
Dec. 1, 1984	A	W	74-71
Dec. 30, 1985	H	W	82-64
Nov. 30, 1988	H	L	96-100
Dec. 21, 1996	H	W#	59-58

Game forfeited by NCAA

OREGON (0-2)

Dec. 26, 1963	A	L	57-87
March 13, 2012	A	L	76-96

OREGON STATE (5-1)

Dec. 26, 1963	A	L	57-87
Dec. 4, 1969	H	W	94-72
Dec. 22, 1969	A	W	76-68
Dec. 28, 2000	NO	W	78-68
Dec. 17, 2006	A	W	60-53
Dec. 22, 2007	H	W	67-61

NO = New Orleans, La.

PACIFIC (1-1)

Dec. 8, 1973	H	W	91-77
Dec. 20, 1976	A	L	76-89

PENN STATE (0-1)

March 12, 1954	IC	L	70-78
----------------	----	---	-------

IC = Iowa City, Iowa

PITTSBURGH (2-2)

April 13, 1935	AC	W	41-37
Jan. 2, 1936	NO	L	47-52
Dec. 27, 1962	Mia	L	73-96
Jan. 31, 1969	H	W	120-79

AC = Atlantic City, NJ
NO = New Orleans, La.
Mia = Miami, Fla.

PRAIRIE VIEW (3-0)

Dec. 23, 1996	H	W	96-56
Dec. 16, 1998	H	W	84-62
Dec. 17, 2002	H	W	75-49

PURDUE (1-1)

March 13, 1986	H	W(2ot)	94-87
March 24, 2003	Bham	L	80-56

Bham = Birmingham

RADFORD (0-1)

Dec. 30, 1994	H	L	72-73
---------------	---	---	-------

RICE (17-25)

Feb. 1916	H	W	29-21
Feb. 1916	H	W	25-17
Feb. 26, 1921	A	W	35-23
Feb. 19, 1935	A	L	47-56
Jan. 23, 1936	H	L	38-42
Jan. 24, 1936	H	L	30-38
Jan. 8, 1937	A	W	32-29
Jan. 9, 1937	A	W	38-37
Jan. 7, 1938	H	L	38-45
Jan. 8, 1938	H	W	58-38
Dec. 14, 1938	A	L	32-34
Dec. 15, 1938	A	W	30-27
Dec. 18, 1939	H	L	39-56
Dec. 19, 1939	H	L	51-61
Dec. 1940	A	L	48-60
Dec. 1940	A	L	33-54
Dec. 12, 1941	H	L	42-54
Dec. 13, 1941	H	L	37-50
Dec. 1942	A	L	26-56
Dec. 1942	A	W	62-60
Jan. 4, 1947	H	W	60-35
Dec. 8, 1947	A	L	55-58
Jan. 9, 1948	H	W	43-40
Dec. 4, 1948	LC	L	39-51
Dec. 10, 1949	LC	W	49-44
Dec. 3, 1951	A	W	68-60
Dec. 11, 1954	H	L	72-79
Dec. 12, 1955	A	L	60-85
Dec. 10, 1956	H	L	72-87
Dec. 1957	A	L	56-81
Dec. 13, 1958	H	L	56-64
Dec. 12, 1959	A	L	57-71
Dec. 1960	A	L	50-67
Dec. 9, 1961	A	L	67-79

Dec. 16, 1965	A	W	85-80
Dec. 30, 1966	Gville	L	69-88
Dec. 22, 1977	H	W	97-68
Dec. 19, 2009	H	W	65-61
Dec. 29, 2010	A	L	68-74

LC = Lake Charles, La.
OKC = Oklahoma City, Okla.
Gville = Greenville, S.C.

LSU at home: Rice leads, 10-8
at Rice: Rice leads, 13-7
at Neutral Sites: Tied, 2-2

ROBERT MORRIS (1-0)

Dec. 23, 1997	H	W	63-58
---------------	---	---	-------

RUTGERS (1-0)

Dec. 3, 2011	A	W	55-50
--------------	---	---	-------

ST. FRANCIS (BROOKLYN) (1-0)

Dec. 19, 1946	A	W	62-57
---------------	---	---	-------

ST. FRANCIS (PA) (3-0)

Nov. 24, 1978	H	W	112-81
Dec. 30, 1980	H	W	91-65
Dec. 30, 1982	H	W	67-66

ST. JOHNS (N.Y.) (1-2)

Dec. 6, 1949	A	L	49-80
Dec. 29, 1965	LA	L	62-102
Dec. 29, 1969	Hono	W	80-70

LA = Los Angeles, Calif.
Hono = Honolulu, Hawaii

ST. JOSEPH'S (PA) (0-1)

Dec. 3, 1949	A	L	59-61
--------------	---	---	-------

SAINT LOUIS (1-3)

Dec. 30, 1952	NO	W	70-67
Jan. 5, 1955	H	L	79-110
Dec. 15, 1956	A	L	52-86
Nov. 24, 1995	Hono	L	70-79

NO = New Orleans, La.
Hono = Honolulu, Hawaii

ST. MARY'S (TEXAS) (1-0)

Dec. 3, 1957	H	W	68-61
--------------	---	---	-------

ST. PAUL'S (COVINGTON) (1-0)

Feb. 19, 1914	A	L	15-35
---------------	---	---	-------

ST. PETERS (2-0)

Dec. 27, 1974	H	W	113-101
Dec. 9, 1981	H	W	71-55

ST. STANISLAUS (1-2)

Jan. 10, 1920	A	W	47-21
Jan. 27, 1926	A	L	19-38
Jan. 28, 1926	A	L	21-27

SAMFORD (3-1)

Dec. 20, 1973	H	W	73-60
Dec. 6, 1976	H	W	100-89
Dec. 3, 1996	H	L	50-53
Dec. 29, 2006	H	W	60-45

SAM HOUSTON STATE (1-0)

Dec. 18, 1999	H	W	85-67
---------------	---	---	-------

SANTA CLARA (1-0)

Dec. 26, 1950	A	W	59-52
---------------	---	---	-------

SEATTLE (0-1)

Dec. 30, 1963	Port	L	84-92
---------------	------	---	-------

Port = Portland, Ore.

SETON HALL (1-0)

Nov. 29, 2012	H	W	72-67
---------------	---	---	-------

SEWANEE (6-0)

Jan. 8, 1927	H	W	26-23
Jan. 20, 1933	A	W	50-30
Jan. 21, 1933	A	W	57-45
Jan. 5, 1934	H	W	80-20
Jan. 6, 1934	H	W	60-9
March 2, 1939	Knox	W	55-35

Knox = Knoxville, Tenn.

SOUTH ALABAMA (2-1)

Nov. 24, 2002	H	W	71-62
Nov. 28, 2010	A	W	80-65
Nov. 23, 2011	H	L(ot)	75-79

SOUTH CAROLINA (13-15)

Dec. 21, 1974	A	L	64-77
Feb. 19, 1992	A	W	74-56
Jan. 30, 1993	H	W	85-62
Feb. 2, 1994	A	W	77-71
March 1, 1995	H	L	62-69
Feb. 10, 1996	A	L	68-106
March 7, 1996	NO	L	76-85
Nov. 27, 1996	Maui	L	68-74
Feb. 1, 1997	H	L	65-80
Jan. 10, 1998	A	L	53-70
Feb. 17, 1999	H	W	60-56
Feb. 23, 2000	A	W	64-59
Jan. 31, 2001	H	L	56-68
Feb. 20, 2002	A	L	53-66
Feb. 5, 2003	H	W	71-58
Jan. 24, 2004	A	L	55-61
March 12, 2004	Atl	L	64-85
Jan. 12, 2005	H	W	79-64
Feb. 28, 2006	A	W	64-61
March 3, 2007	H	W	61-52
Feb. 27, 2008	A	W	62-55
Mar. 13, 2008	Atl	L	73-77
Jan. 14, 2009	H	W	85-68
Jan. 13, 2010	A	L	58-67
Feb. 2, 2011	H	L	56-64
Feb. 18, 2012	A	W	68-58
Jan. 16, 2013	H	L(ot)	73-82
Feb. 14, 2013	H	W	64-46

NO = New Orleans, La.
Maui = Maui, Hawaii
Atl = Atlanta, Ga.

LSU at home: LSU leads, 6-4
at South Carolina: Tied, 6-6
at Neutral Sites: USC leads, 4-0

SOUTHEASTERN LA. (10-1)

Dec. 1, 1966	H	L	88-89
Dec. 20, 1985	H	W	82-61
Nov. 26, 1990	H	W	117-68
Dec. 17, 1991	H	W	101-64
Dec. 3, 1992	H	W	92-65
Dec. 21, 1993	H	W	96-62
Nov. 25, 1994	H	W	106-80
Nov. 22, 1999	H	W	75-36
Nov. 12, 2007	H	W	72-62
Jan. 3, 2009	H	W	90-61
Dec. 14, 2010	H	W	77-60

SOUTHEAST MISSOURI ST. (1-0)

March 16, 2000	SIC	W	64-61
----------------	-----	---	-------

SIC = Salt Lake City, Utah

SOUTHERN-BATON ROUGE (9-0)

Dec. 21, 1985	H	W	91-83
Dec. 5, 1987	H	W	98-77
Nov. 29, 1995	H	W	109-100
Dec. 28, 1997	H	W	77-66
Nov. 19, 2001	H	W	97-69
Nov. 21, 2003	H	W	70-59
Nov. 18, 2005	H	W	84-56
Nov. 30, 2008	H	W	88-45
Dec. 27, 2010	H	W	62-41

SOUTHERN-NEW ORLEANS (1-0)

Nov. 20, 1997	H	W	99-51
---------------	---	---	-------

SOUTHERN CALIFORNIA (1-6)

Dec. 16, 1937	H	L	38-54
Dec. 17, 1937	H	L	26-50
Dec. 28, 1950	A	L	76-78
Dec. 18, 1969	H	L	98-101
Jan. 2, 1971	A	L	76-80
Dec. 29, 1974	A	L	87-100
Dec. 4, 1976	H	W	87-76

SOUTHERN METHODIST (2-2)

Dec. 13, 1962	A	L	68-83
Dec. 5, 1963	H	W	66-62
Dec. 12, 1964	A	L	75-98
Dec. 10, 1965	H	W	91-88

SOUTHERN MISSISSIPPI (5-1)

Feb. 6, 1931	H	W	46-35
Feb. 7, 1931	H	W	47-31
Feb. 19, 1973	H	W	107-79
Nov. 15, 1989	H	W	91-80
Dec. 20, 2003	H	W	65-50
Dec. 18, 2004	A	L(ot)	84-88

SOUTHWEST COLLEGE (TENN.) (4-0)

March 7, 1940	N	W	61-41
Dec. 8, 1952	H	W	124-33
Dec. 5, 1955	H	W	72-59
Dec. 13, 1956	A	W	91-77

SOUTHWEST TEXAS STATE (1-0)

Dec. 22, 1987	H	W	93-74
---------------	---	---	-------

SPRING HILL (17-2)

Feb. 1916	A	W	34-24
Feb. 3, 1920	H	W	64-16
Feb. 14, 1920	A	W	38-9
Feb. 1, 1921	H	W	31-17
Feb. 2, 1921	H	W	29-24
Feb. 1, 1922	H	W	27-26
Feb. 2, 1922	H	W	16-15
Jan. 1923	H	L	21-23
Jan. 1923	H	W	36-20
Feb. 1923	A	L	24-26
Feb. 1923	A	W	20-18
Feb. 1, 1924	H	W	40-23
Feb. 2, 1924	H	W	22-13
Feb. 15, 1924	A	W	29-25
Feb. 16, 1924	A	W	32-16
Feb. 10, 1930	H	W	53-17
Feb. 11, 1930	H	W	52-14
Dec. 4, 1947	H	W	72-43
Dec. 13, 1948	A	W	49-48

LSU at home: LSU leads, 11-1
at Spring Hill: LSU leads, 6-1

STANFORD (2-2)

Dec. 23, 1965	A	L	69-91
Nov. 30, 1974	A	L	80-92
Dec. 27, 1975	H	W	89-85
Dec. 21, 1992	Maui	W	72-63

Maui = Maui, Hawaii

SYRACUSE (0-1)

Feb. 16, 1995	A	L	64-76
---------------	---	---	-------

TAMPA (2-0)

Dec. 3, 1966	A	W	74-72
Dec. 2, 1967	H	W	97-81

TEMPLE (1-0)

March 17, 1987	Chi	W	72-62
----------------	-----	---	-------

Chi = Chicago, Ill.

TENNESSEE (43-61)

Feb. 21, 1933	Atl	W	55-43
March 3, 1934	Atl	L	35-42
Feb. 27, 1943	Lville	L	38-52
Feb. 1948	H	L	48-56
Feb. 21, 1949	A	L	72-81

Feb. 1950	H	L	65-67
March 4, 1950	Lville	L(ot)	79-81
Jan. 15, 1951	H	W	68-61
Feb. 2, 1952	A	L	68-82
Jan. 31, 1953	H	W	95-59
Jan. 16, 1954	A	W	75-62
Jan. 15, 1955	H	L	68-76
Jan. 16, 1956	A	L	82-91
Jan. 14, 1957	H	W	62-61
Dec. 1957	Char	L	62-63
Jan. 1958	A	L	53-75
Jan. 12, 1959	H	L	58-65
Jan. 11, 1960	A	L	79-103
Jan. 1961	H	W	72-60
Jan. 13, 1962	A	W	73-61
Jan. 12, 1963	H	W(ot)	61-60
Jan. 11, 1964	A	L	58-62
Jan. 11, 1965	H	L	54-58
March 6, 1965	A	L	60-83
Jan. 31, 1966	A	L	59-87
Feb. 14, 1966	H	L	64-74
Feb. 6, 1967	H	L	59-76
March 4, 1967	A	L	60-87
Feb. 5, 1968	H	L	67-87
March 2, 1968	A	L	71-74
Jan. 27, 1969	H	L	68-81
Feb. 24, 1969	A	L	63-87
Jan. 26, 1970	H	W	71-59
Feb. 23, 1970	A	L	87-88
Jan. 25, 1971	H	W	80-70
Feb. 22, 1971	A	L	67-88
Jan. 31, 1972	A	W	63-62
Feb. 28, 1972	H	L	66-78
Jan. 29, 1973	H	L	71-73
Feb. 26, 1973	A	W	78-74
Jan. 28, 1974	H	L	52-57
March 2, 1974	A	L	80-100
Jan. 27, 1975	A	L	79-99
March 1, 1975	H	W	94-87
Jan. 26, 1976	H	L	92-105
Feb. 23, 1976	A	L	71-80
Jan. 15, 1977	H	L	102-108
Feb. 12, 1977	A	L	64-91
Jan. 9, 1978	H	W	121-87
Feb. 6, 1978	A	W	101-86
Jan. 24, 1979	H	W	77-75
Jan. 29, 1979	A	W	84-78
Jan. 19, 1980	A	W	75-74
Feb. 16, 1980	H	W	73-66
Jan. 24, 1981	H	W	80-63
Feb. 21, 1981	H	W	66-65
Jan. 23, 1982	A	L	67-77
Feb. 20, 1982	H	L	53-54
Jan. 10, 1983	H	L	58-59
Feb. 7, 1983	A	L	63-66
March 11, 1983	Birm	L	71-74
Jan. 10, 1984	A	L	69-70
Feb. 6, 1984	H	W(ot)	61-59
Jan. 12, 1985	H	W	75-65
Feb. 14, 1985	A	W	87-82
Jan. 11, 1986	A	L	77-88
Feb. 12, 1986	H	W	75-50
Jan. 8, 1987	A	W	79-78
Feb. 7, 1987	H		

Series Records

Jan. 6, 1999	A	L	58-93
Jan. 8, 2000	H	L	59-64
March 2, 2001	A	L	71-78
Jan. 30, 2002	H	L	58-61
March 1, 2003	A	W	88-67
Feb. 4, 2004	H	W	84-67
Feb. 5, 2005	A	L	55-77
Jan. 14, 2006	H	W	88-74
Feb. 6, 2007	A	L	63-70
March 8, 2007	Atl	W (ot)	76-67
Dec. 9, 2008	H	L	45-47
Jan. 28, 2009	A	W	79-69
Feb. 4, 2010	H	L	54-59
March 11, 2010	Nash	L	49-59
Jan. 26, 2011	A	L	53-75
Feb. 29, 2012	H	L (ot)	69-74
Feb. 19, 2013	A	L	72-82

Atl = Atlanta, Ga.
 Lville = Louisville, Ky.
 Char = Charlotte, N.C.
 Birm = Birmingham, Ala.
 Nash = Nashville, Tenn.

LSU at home: LSU leads, 25-23
at Tennessee: Tennessee leads, 31-15
at Neutral Sites: Tennessee leads, 7-3

TENN-CHATTANOOGA (1-0)

Dec. 11, 2012	H	W	80-67
---------------	---	---	-------

TENNESSEE-MARTIN (4-0)

Dec. 20, 1988	H	W	128-89
Dec. 16, 1995	H	W	93-74
Dec. 14, 1999	H	W	73-45
Nov. 18, 2010	H	W	79-56

TENNESSEE STATE (1-0)

Dec. 30, 1992	H	W	90-68
---------------	---	---	-------

TEXAS (19-11)

Feb. 13, 1911	H	W	39-10
Feb. 9, 1947	Hou	L	31-50
Feb. 3, 1948	H	L	45-60
Dec. 22, 1950	SA	L	55-68
Dec. 17, 1951	H	W	59-55
Dec. 15, 1958	H	W	52-47
Dec. 14, 1959	A	L	67-84
Dec. 1960	A	W	62-59
Dec. 11, 1961	A	W	77-75
Dec. 10, 1962	H	W	75-66
Dec. 9, 1963	A	L	65-70
Dec. 7, 1964	H	W	83-75
Dec. 6, 1965	A	W	76-66
Dec. 6, 1966	H	L	78-114
Dec. 4, 1967	A	W	87-74
Dec. 28, 1974	H	L	63-78
Dec. 5, 1977	A	L	66-82
Dec. 3, 1984	H	W	87-79
Dec. 17, 1985	A	W	72-65
Dec. 2, 1990	Hou	W	124-113
Nov. 30, 1990	H	W	101-87
Jan. 3, 1992	NO	W	84-83
Feb. 7, 1993	SA	W	84-81
Nov. 26, 1993	H	W	86-66
Jan. 7, 1995	A	L	71-80
Dec. 17, 1997	A	L	63-69
Dec. 19, 1998	H	W(ot)	63-61
March 18, 2000	SLC	W	72-67
March 25, 2006	Atl	W(ot)	70-60
Dec. 10, 2006	Hou	L(ot)	75-76

Hou = Houston, Texas
 SA = San Antonio, Texas
 NO = New Orleans, La.
 SLC = Salt Lake City, Utah
 Atl = Atlanta, Ga.

LSU at home: LSU leads, 9-2
at Texas: Texas leads, 6-5
at Neutral Sites: LSU leads, 5-2

TEXAS A&M (16-11)

Jan. 1917	H	W	24-15
Jan. 1917	H	W	30-14
Jan. 25, 1921	H	W	30-28

Jan. 26, 1921	H	W	31-30
Feb. 21, 1921	A	W	24-16
Feb. 22, 1921	A	L	19-49
Dec. 14, 1941	H	L	41-56
Dec. 12, 1945	H	W	51-50
Dec. 29, 1947	FW	L	44-45
Dec. 17, 1948	H	W	58-55
Dec. 15, 1953	H	W	77-56
Dec. 13, 1954	H	W	73-61
Jan. 20, 1955	A	L	47-58
Dec. 10, 1955	A	L	59-73
Dec. 21, 1962	A	L	61-67
Dec. 28, 1971	Hou	L	68-73
Feb. 22, 1981	H	W	67-57
Dec. 7, 1981	A	L	63-68
Dec. 8, 1982	NO	W	88-70
Dec. 3, 1983	Hou	W	75-65
Nov. 30, 2002	Hou	L	77-79
Mar. 18, 2006	Jv	W	58-57
Dec. 5, 2006	H	W	64-52
Jan. 5, 2008	A	L	53-79
Jan. 20, 2008	Hou	L	61-72
Jan. 23, 2013	H	W	58-54
March 6, 2013	A	W	68-57

FW = Fort Worth, Texas
 Hou = Houston, Texas
 NO = New Orleans, La.
 Jv = Jacksonville, Fla.

LSU at home: LSU leads, 11-1
at Texas A&M: Texas A&M leads, 6-2
at Neutral Sites: A&M leads, 4-3

TEXAS A&M-CORPUS CHRISTI (1-0)

Dec. 14, 2002	H	W	95-60
---------------	---	---	-------

TEXAS CHRISTIAN (3-1)

Dec. 31, 1947	FW	W	52-46
Dec. 1960	A	W	68-62
Dec. 2, 1961	H	W	83-58
Nov. 21, 1986	H	L	74-83

FW = Fort Worth, Texas

TEXAS-EL PASO (2-1)

Dec. 21, 1981	H	W	71-59
Dec. 22, 1982	A	W	51-49
March 17, 1989	Tuc	L	74-85

Tuc = Tucson, Ariz.

TEXAS PAN AMERICAN (3-0)

Nov. 30, 1982	H	W	76-67
Dec. 21, 1983	H	W	81-70
Nov. 16, 1998	H	W	75-56

TEXAS SOUTHERN (1-0)

Dec. 8, 2000	H	W	89-57
--------------	---	---	-------

TEXAS TECH (1-3)

Dec. 16, 1957	H	L	72-79
Dec. 19, 1958	A	L	60-73
Dec. 18, 1959	H	L	65-72
Dec. 1960	A	W (ot)	73-69

TOWSON UNIVERSITY (1-0)

Nov. 28, 2001	H	W	83-46
---------------	---	---	-------

TROY (4-1)

Dec. 6, 1994	H	W	113-78
Nov. 22, 1996	H	W#	90-59
Dec. 22, 1998	H	W	74-56
Nov. 26, 2004	H	W	78-69
Nov. 30, 2009	H	W	84-63

#Game vacated by NCAA

TULANE (124-84)

Jan. 26, 1911	H	W	47-7
Jan. 27, 1911	H	W	26-15
Feb. 17, 1911	A	W	27-25
Feb. 18, 1911	A	L	13-15
Feb. 14, 1913	A	L	13-15
Feb. 15, 1913	A	L	20-26

Feb. 28, 1913	H	L	15-16
March 1, 1913	H	W	13-12
Feb. 13, 1914	H	L	14-26
Feb. 14, 1914	H	L	7-10
Feb. 27, 1914	A	L	12-25
Feb. 28, 1914	A	L	6-13
Feb. 19, 1915	H	W	28-17
Feb. 20, 1915	H	W	39-19
Feb. 4, 1916	H	L	21-24
Feb. 5, 1916	H	L	18-22
Feb. 18, 1916	A	L	14-26
Feb. 19, 1916	A	W	19-16
Feb. 9, 1917	A	W	37-20
Feb. 10, 1917	A	W	27-18
Feb. 23, 1917	H	W	46-27
Feb. 24, 1917	H	W	26-20
Feb. 6, 1920	A	W	35-19
Feb. 7, 1920	A	W	29-10
Feb. 27, 1920	H	W	37-12
Feb. 28, 1920	H	W	37-12
Feb. 4, 1921	H	W	42-27
Feb. 5, 1921	H	W	52-24
Feb. 1921	A	L	29-31
Feb. 1921	A	W	27-20
Jan. 27, 1922	A	W	18-15
Jan. 28, 1922	A	W	26-18
Feb. 20, 1922	H	L	23-39
Feb. 21, 1922	H	W	34-19
Feb. 9, 1923	H	L	24-33
Feb. 10, 1923	H	L	18-28
Feb. 16, 1923	A	L	23-40
Feb. 17, 1923	A	L	11-34
Feb. 8, 1924	H	L	21-41
Feb. 9, 1924	H	L	29-38
Feb. 22, 1924	A	L	13-39
Feb. 23, 1924	A	L	26-30
Feb. 6, 1925	A	L	15-42
Feb. 7, 1925	A	L	15-43
Feb. 20, 1925	H	L	24-35
Feb. 21, 1925	H	L	23-26
Feb. 5, 1926	H	W	30-23
Feb. 6, 1926	H	L	23-24
Feb. 19, 1926	A	L	29-32
Feb. 20, 1926	A	L	13-22
Feb. 4, 1927	A	L	20-27
Feb. 5, 1927	A	L	9-36
Feb. 18, 1927	H	L	20-25
Feb. 19, 1927	H	L	20-23
Feb. 3, 1928	H	W	47-13
Feb. 4, 1928	H	W	41-18
Feb. 17, 1928	A	W	36-20
Feb. 18, 1928	A	W	39-25
Feb. 15, 1929	A	L	37-40
Feb. 16, 1929	A	W	28-21
Feb. 22, 1929	H	W	37-35
Feb. 23, 1929	H	L	32-33
Feb. 14, 1930	H	W	35-30
Feb. 15, 1930	H	W	24-15
Feb. 21, 1930	A	L	25-27
Feb. 22, 1930	A	L	27-30
Feb. 13, 1931	A	L	23-38
Feb. 14, 1931	A	W	39-31
Feb. 20, 1931	H	W	49-30
Feb. 21, 1931	H	W	48-27
Feb. 11, 1932	H	W	32-25
Feb. 12, 1932	H	W	34-22
Feb. 19, 1932	A	W	29-26
Feb. 20, 1932	A	L	29-33
Feb. 10, 1933	A	L	31-44
Feb. 11, 1933	A	W	46-28
Feb. 17, 1933	H	W	50-38
Feb. 18, 1933	H	W	51-37
Jan. 19, 1934	H	W	29-25
Jan. 20, 1934	H	W	48-26
Feb. 16, 1934	A	W	43-22
Feb. 17, 1934	A	W	36-21
Feb. 8, 1935	A	W	34-16
Feb. 9, 1935	A	W	35-24
Feb. 22, 1935	H	W	65-20
Feb. 23, 1935	H	W	64-23
Feb. 7, 1936	H	W	52-27
Feb. 8, 1936	H	W	49-26
Feb. 21, 1936	A	W	50-30

Feb. 22, 1936	A	W	46-22
Feb. 5, 1937	H	W	42-31
Feb. 6, 1937	H	W	46-42
Feb. 19, 1937	A	W	37-31
Feb. 20, 1937	A	L	32-52
Feb. 18, 1938	A	W	44-42
Feb. 19, 1938	A	W	31-27
Feb. 25, 1938	H	W	42-31
Feb. 26, 1938	H	L	39-41
Feb. 17, 1939	H	W	36-33
Feb. 18, 1939	H	L	33-36
Feb. 23, 1939	A	L	30-36
Feb. 24, 1939	A	W	41-31
Feb. 15, 1940	A	W	34-31
Feb. 16, 1940	A	W	35-29
Feb. 22, 1940	H	W	42-39
Feb. 23, 1940	H	W	40-39
Feb. 29, 1940	Knox	W	57-44
Feb. 14, 1941	H	L	44-55
Feb. 15, 1941	H	L	35-39
Feb. 20, 1941	A	W	59-44
Feb. 21, 1941	A	W	40-37
Feb. 12, 1942	H	W	51-46
Feb. 13, 1942	H	W	50-49
Feb. 19, 1942	A	W	48-44
Feb. 20, 1942	A	W	31-21
Feb. 1, 1943	A	W	91-57
Feb. 2, 1943	A	W	59-57
Feb. 19, 1943	H	W	35-34
Feb. 20, 1943	H	W	46-40
Feb. 9, 1944	H	L	42-43
Feb. 10, 1944	H	L	37-38
Feb. 16, 1944	A	L	39-41
Feb. 17, 1944	A	L	44-66
Feb. 1, 1945	A	L	43-45
Feb. 2, 1945	A	L	32-44
Feb. 9, 1945	H	W	50-44
Feb. 10, 1945	H	W	61-55
Feb. 21, 1946	H	W	54-45
Feb. 23, 1946	A	W	52-36
Feb. 28, 1946	Lville	W	74-29
Dec. 30, 1946	A	W	54-51
Jan. 17, 1947	A	L	38-40
Feb. 21, 1947	H	W	55-40
Feb. 28, 1947	Lville	L	50-63
Jan. 1948	H	L	42-54
Feb. 20, 1948	A	L	41-50
Jan. 14, 1949	A	L	51-71
Feb. 25, 1949	H	L	45-72
March 5, 1949	Lville	L	63-72
Jan. 13, 1950	H	L	70-75
Feb. 24, 1950	A	L	71-77
Feb. 10, 1951	A	L	54-69
Feb. 23, 1951	H	W	51-46
Jan. 26, 1952	A	L	67-71
Feb. 9, 1952	H	W	78-66
Feb. 7, 1953	H	W	

March 5, 1966	A	L	78-86
Dec. 14, 1966	H	W	93-83
Jan. 12, 1967	A	L	89-99
Jan. 11, 1968	A	W	100-91
Feb. 21, 1968	H	W	99-92
Dec. 14, 1968	H	L(2ot)	99-101
Feb. 10, 1968	A	L	94-110
Dec. 13, 1969	A	W	97-91
Feb. 9, 1970	H	W	127-114
Dec. 16, 1971	H	W	94-79
Feb. 3, 1971	A	L	86-93
Jan. 17, 1972	H	W	76-58
Feb. 9, 1972	A	W	75-71
Feb. 8, 1973	A	W	92-83
Feb. 14, 1973	H	W	73-63
Dec. 19, 1973	A	W	67-60
Dec. 27, 1973	H	W	76-44
Dec. 4, 1974	H	W	80-78
Dec. 18, 1974	A	W	84-82
Dec. 3, 1975	A	W	79-65
Nov. 26, 1976	H	W	94-85
Dec. 7, 1977	H	W	120-88
Dec. 18, 1977	A	W	83-74
Dec. 4, 1978	H	W	109-85
Dec. 9, 1978	A	W	98-88
Dec. 5, 1979	A	W	80-79
Dec. 22, 1979	H	W	95-85
Dec. 6, 1980	H	W	119-81
Dec. 20, 1980	A	W	86-72
March 12, 1982	H	L	72-83
Dec. 28, 2002	A	W	74-62
Dec. 23, 2003	H	W	67-48
Nov. 19, 2004	H	W	83-58
Jan. 7, 2006	H	W	75-58
Dec. 2, 2006	A	W	74-67
Jan. 2, 2008	A	L	63-68

Knox = Knoxville, Tenn.
Lville = Louisville, Ky.

LSU at home: LSU leads, 69-33
at New Orleans: LSU leads, 53-49
at Neutral Sites: Tied, 2-2

TULSA (1-1)

Dec. 12, 1952	A	L	58-84
Jan. 26, 1953	H	W	55-51

U.S. INTERNATIONAL (1-0)

Jan. 16, 1984	H	W	104-66
---------------	---	---	--------

UTAH (1-3)

Dec. 16, 2003	H	W	65-51
Jan. 3, 2005	A	L	55-69
Jan. 6, 2009	A	L	61-91
Jan. 2, 2010	H	L	59-61

UTAH STATE (1-2)

Dec. 30, 1970	OKC	L	81-97
Dec. 29, 1972	A	L	83-104
Dec. 28, 1984	H	W	103-71

OKC = Oklahoma City, Okla.

VANDERBILT (48-60)

Feb. 1923	Atl	L	10-36
Feb. 22, 1926	H	W	24-23
Feb. 23, 1933	A	L	34-54
Feb. 24, 1933	A	L	26-52
Feb. 15, 1935	H	W	56-41
Feb. 16, 1935	H	W	40-31
Feb. 27, 1941	Lville	L	49-63
Feb. 29, 1947	Mem	W	62-52
Feb. 17, 1948	H	W	56-54
Feb. 19, 1949	A	L	51-61
March 4, 1949	Lville	W	60-56
Jan. 20, 1951	H	L	61-69
March 3, 1951	Lville	L	63-75
Jan. 7, 1952	A	L	47-58
Jan. 5, 1953	H	W	74-61
Feb. 15, 1954	A	W	82-69
Feb. 14, 1955	H	W	66-59
Feb. 11, 1956	A	L	68-107
Feb. 9, 1957	H	L	66-78

Feb. 1958	A	L	60-78
Feb. 7, 1959	H	L	57-72
Feb. 6, 1960	A	L	68-80
Feb. 1961	H	W	85-61
Feb. 12, 1962	A	L	67-70
Feb. 8, 1963	H	W	63-56
Feb. 8, 1964	A	L	64-66
Feb. 8, 1965	H	L	85-96
March 8, 1965	A	L	60-106
Jan. 29, 1966	A	L	66-98
Feb. 26, 1966	H	L	84-102
Jan. 30, 1967	A	L	77-79
March 6, 1967	A	L	66-75
Jan. 29, 1968	H	L	91-99
March 4, 1968	A	L	86-115
Jan. 9, 1969	A	L	92-94
Feb. 17, 1969	H	L	83-85
Dec. 11, 1969	H	W	109-86
Feb. 14, 1970	A	W	99-89
Feb. 13, 1971	H	L	75-81
March 4, 1971	A	W	87-85
Jan. 3, 1972	H	L	73-80
Feb. 19, 1972	A	L	83-104
Jan. 2, 1973	H	L	66-71
Feb. 17, 1973	A	L	72-82
Jan. 12, 1974	H	W	84-81
Feb. 11, 1974	A	L	88-91
Jan. 11, 1975	A	L	82-91
Feb. 10, 1975	H	L	74-83
Jan. 31, 1976	A	L	90-103
Feb. 28, 1976	H	W	89-75
Jan. 24, 1977	A	L	67-78
Feb. 21, 1977	H	W	95-74
Jan. 16, 1978	A	W	77-55
Feb. 13, 1978	H	W	80-73
Jan. 8, 1979	A	L	87-88
Feb. 5, 1979	H	W	92-71
Jan. 2, 1980	A	L	66-77
Jan. 30, 1980	H	W	83-81
Jan. 7, 1981	H	W	77-61
Feb. 4, 1981	A	W	86-81
Jan. 6, 1982	A	W	80-73
Feb. 3, 1982	H	W	78-70
Jan. 3, 1983	A	L	65-67
March 3, 1983	H	W	66-53
Jan. 1, 1984	H	W	73-66
March 3, 1984	A	L	68-74
Jan. 19, 1985	A	W	69-68
Feb. 20, 1985	H	W	64-55
Jan. 18, 1986	H	W	84-67
Feb. 20, 1986	A	W	74-68
Dec. 22, 1986	H	L	61-63
Jan. 31, 1987	A	L	65-66
Jan. 6, 1988	A	W	51-39
Feb. 6, 1988	H	W	94-79
Jan. 18, 1989	H	W	85-84
Feb. 18, 1989	A	L	74-108
Jan. 16, 1990	H	W	101-72
Feb. 18, 1990	A	W	121-108
Jan. 2, 1991	H	W	87-70
Feb. 2, 1991	A	L	59-63
Feb. 15, 1992	A	L	69-76
Feb. 17, 1993	H	L	66-87
March 13, 1993	Lex	W	72-62
Jan. 15, 1994	A	W	83-81
Jan. 28, 1995	H	L	58-66
March 9, 1995	Atl	L	61-85
Jan. 10, 1996	A	W	71-68
Jan. 15, 1997	H	L	62-69
Feb. 25, 1998	A	L	58-60
Feb. 23, 1999	H	W	64-59
Jan. 15, 2000	A	L	62-65
March 10, 2000	Atl	W	71-60
Jan. 10, 2001	H	L	67-71
Feb. 6, 2002	A	L	63-68
March 7, 2002	Atl	W	69-62
Feb. 12, 2003	H	W	79-60
Feb. 21, 2004	A	L	54-74
March 5, 2005	H	W	81-69
Feb. 22, 2006	A	W	77-66
Mar. 10, 2006	A	W	92-73
Jan. 24, 2007	H	L	53-64
Jan. 19, 2008	A	L	76-92

Mar. 4, 2009	H	L	53-69
Feb. 13, 2010	A	L	69-77
Feb. 26, 2011	H	L	69-90
March 10, 2011	Atl	L	50-62
Feb. 8, 2012	A	L	61-76
Feb. 6, 2013	H	W	57-56

Atl = Atlanta, Ga.
Lex = Lexington, Ky.
Lville = Louisville, Ky.
Mem = Memphis, Tenn.

LSU at home: LSU leads, 29-19
at Vanderbilt: Vanderbilt leads, 37-14
at Neutral Sites: Tied, 5-5

VILLANOVA (2-3)

Dec. 29, 1952	NO	W	100-94
Dec. 28, 1976	H	L	68-76
March 15, 1990	Knox	W	70-63
Nov. 24, 1990	Sfid	L	91-93
Jan. 19, 2008	A	L	67-68

NO = New Orleans, La.

Knox = Knoxville, Tenn.

Sfid = Springfield, Mass.

VIRGINIA (0-3)

March 30, 1981	Phil	L	74-78
Jan. 2, 2011	A	L	50-64
Jan. 2, 2012	H	L	52-57

Phil = Philadelphia, Pa.

VA. MILITARY INSTITUTE (1-0)

Dec. 27, 1956	Sport	W	88-67
---------------	-------	---	-------

Sport = Shreveport, La.

VIRGINIA TECH (0-1)

Dec. 20, 1963	A	L	64-72
---------------	---	---	-------

WAKE FOREST (1-0)

Dec. 28, 1981	NO	W	70-64
---------------	----	---	-------

NO = New Orleans, La.

WASHINGTON (2-3)

March 18, 1953	KC	L	69-88
Dec. 1, 1983	H	W	51-48
Nov. 27, 1985	A	W	70-61
Dec. 20, 2006	A	L	88-72
Dec. 23, 2007	H	L	65-73

WASHINGTON & LEE (0-1)

Feb. 1929	Atl	L	22-32
-----------	-----	---	-------

Atl = Atlanta, Ga.

WASHINGTON STATE (2-2)

Dec. 1, 1973	A	L	78-80
Nov. 30, 1977	H	W	83-58
Dec. 27, 2008	H	W	62-52
Dec. 22, 2009	H	L (ot)	70-72

WEBER STATE (1-1)

Dec. 20, 1972	Log	W	82-80
Nov. 23, 2001	Hilo	L (ot)	74-75

Log = Logan, Utah

Hilo = Hilo, Hawaii

WESTERN KENTUCKY (3-0)

Jan. 24, 1987	H	W	67-62
Nov. 17, 2009	H	W	71-60
Nov. 18, 2011	CH	W	76-57

Ch = Charleston, S. C.

WEST VIRGINIA (0-1)

Nov. 27, 2004	H	L	69-84
Nov. 26, 2005	A	W(ot)	71-88

WEST VIRGINIA STATE (1-0)

Dec. 29, 1986	Hono	W	93-76
---------------	------	---	-------

Hono = Honolulu, Hawaii

WICHITA STATE (1-4)

March 22, 1981	NO	W	96-85
----------------	----	---	-------

Feb. 21, 1982	H	L	65-66
Nov. 25, 2006	H	L	53-57
Dec. 19, 2008	A	L	47-67
Dec. 19, 2010	BC	L	69-70

NO = New Orleans, La.

BC = Bossier City, La.

WINTHROP (1-0)

Dec. 28, 1993	H	W	100-71
---------------	---	---	--------

WISCONSIN (0-4)

Dec. 19, 1953	H	L	66-82
Dec. 18, 1954	A	L	68-107
Dec. 15, 1967	Mil	L	94-96
March 23, 2000	Al	L	48-61

Mil = Milwaukee, Wis.

Al = Albuquerque, N.M.

WRIGHT STATE (1-0)

Dec. 27, 2006	H	W	71-45
---------------	---	---	-------

WYOMING (3-0)

Dec. 26, 1968	OKC	W	84-78
Nov. 27, 1999	Hon	W	103-86
Jan. 3, 2001	H	W	73-69

OKC = Oklahoma City, Okla.

Hon = Honolulu, Hawaii

XAVIER, OHIO (1-3)

Dec. 28, 1964	OKC	L	87-93
Dec. 22, 1980	H	W	78-62
Jan. 24, 2009	H	L	70-80
Dec. 29, 2009	A	L	65-89

OKC = Oklahoma City, Okla.

YALE (0-1)

Dec. 30, 1969	Hono	L	94-97
---------------	------	---	-------

Hono = Honolulu, Hawaii

Records vs. Conference

Southeastern Conference

Record vs. SEC: 666-694

Alabama	68-102
Arkansas	25-31
Auburn	82-64
Florida	60-42
Georgia	61-42
Kentucky	24-83
Ole Miss	117-86
Mississippi State	107-96
Missouri	2-1
South Carolina	13-15
Tennessee	43-61
Texas A&M	16-11
Vanderbilt	48-60

America Athletic Conference

LSU Record vs. AAU: 15-27

SEC Record in 2013: NA

Cincinnati	0-1
Connecticut	1-3
Houston	6-10
Louisville	1-8
Memphis	2-3
Rutgers	1-0
SMU	2-2
Temple	2-0

America East Conference

LSU Record vs. AE: 2-0

SEC Record in 2013: 0-0

Maine	1-0
Maryland-Baltimore County	1-0

Atlantic 10 Conference

LSU Record vs. Atlantic 10: 4-6

SEC Record in 2013: 6-6

Duquesne	1-0
Dayton	0-2
Fordham	1-0
George Mason	1-0
St. Joseph's (Pa.)	0-1
Saint Louis	1-3

Atlantic Coast Conference

LSU Record vs. ACC: 38-45

SEC Record in 2013: 3-6

Clemson	3-2
Duke	2-5
Florida State	3-2
Georgia Tech	21-14
Maryland	2-2
Miami (Fla.)	1-3
North Carolina	2-10
Notre Dame	1-0
Pittsburgh	2-2
Syracuse	0-1
Virginia	0-3
Virginia Tech	0-1
Wake Forest	1-0

Atlantic Sun Conference

LSU Record vs. AS: 5-1

SEC Record in 2013: 8-1

Campbell	2-0
Jacksonville	0-1
Mercer	3-0

Big 12 Conference

LSU Record vs. Big 12: 35-28

SEC Record in 2013: 2-5

Baylor	3-4
Kansas	1-3
Oklahoma	3-1
Oklahoma State	2-2
Texas	19-11
TCU	3-1
Texas Tech	1-3
West Virginia	3-3

Big East Conference

LSU Record vs. Big East: 14-15

SEC Record in 2013: 4-13

Butler	1-0
Creighton	0-1
DePaul	3-3
Georgetown	4-2
Marquette	1-2
St. John's	1-2
Seton Hall	1-0
Villanova	2-2
Xavier	1-3

Big Sky Conference

LSU Record vs. Big Sky: 8-0

SEC Record in 2013: 0-0

Montana State	4-0
Northern Arizona	2-0
Weber State	2-0

Big South Conference

LSU Record vs. Big South: 2-3

SEC Record in 2013: 7-0

Coastal Carolina	0-2
Radford	0-1
VMI	1-0
Winthrop	1-0

Big Ten Conference

LSU Record vs. Big 10: 6-21

SEC Record in 2013: 2-4

Illinois	0-2
Indiana	0-5
Iowa	2-1
Michigan	0-2
Michigan State	0-1
Nebraska	1-0
Northwestern	1-3
Ohio State	1-1
Penn State	0-1
Purdue	1-1
Wisconsin	0-4

Big West Conference

LSU Record vs. Big West: 5-2

SEC Record in 2013: 3-0

Cal State Fullerton	1-0
UC-Irvine	2-0
UC Santa Barbara	1-0
Hawaii	0-1
Pacific	1-1

Colonial Athletic Association

LSU Record vs. Colonial: 6-0

SEC Record in 2013: 1-0

Delaware	1-0
Wilmington	4-0
Towson	1-0

Conference USA

LSU Record vs. CUSA: 162-114

SEC Record in 2013: 4-3

Louisiana Tech	10-1
Middle Tennessee	1-0
North Texas	1-1
Rice	17-25
Southern Miss	5-1
Tulane	124-83
Tulsa	1-1
UAB	1-1
UTEP	2-1

Horizon League

LSU Record vs. Horizon: 4-0

SEC Record in 2013: 1-2

Cleveland State	1-0
Illinois-Chicago	1-0
Oakland	1-0
Wright State	1-0

Ivy Group

LSU Record vs. Ivy: 3-1

SEC Record in 2013: 2-0

Cornell	3-0
Yale	0-1

Metro Atlantic Conference

LSU Record vs. Metro Atl.: 8-3

SEC Record in 2013: 3-1

Canisius	0-2
Iona	3-1
Marist	2-0
Niagara	1-0
St. Peter's	2-0

Mid-American Conference

LSU Record vs. Mid-America: 1-1

SEC Record in 2013: 1-0

Ball State	0-1
Central Michigan	1-0

Mid-Eastern Athletic Conference

LSU Record vs. MEAC: 4-2

SEC Record in 2013: 8-0

Coppin State	0-1
Delaware State	1-0
Howard	1-0
Norfolk State	1-0
North Carolina A&T	1-1

Missouri Valley Conference

LSU Record vs. MVC: 4-7

SEC Record in 2013: 2-1

Drake	1-0
Evansville	0-1
Loyola (Ill.)	2-0
Northern Iowa	0-2
Wichita State	1-4

Mountain West Conference

LSU Record vs. MW: 10-9

SEC Record in 2013: 1-1

Boise State	1-1
Fresno State	1-2
Nevada	1-1
UNLV	3-3
Utah State	1-2
Wyoming	3-0

Northeast Conference

LSU Record vs. Northeast: 5-1

SEC Record in 2013: 2-0

Central Connecticut State	1-0
Farleigh Dickinson	1-0
Long Island	0-1
Robert Morris	1-0
St. Francis (N.Y.)	1-0
St. Francis (Pa.)	1-0

Ohio Valley Conference

LSU Record vs. OVC: 11-1

SEC Record in 2013: 5-1

Belmont	1-0
Morehead State	1-0
Samford	3-1
Southeast Missouri State	1-0
Tennessee-Martin	4-0
Tennessee State	1-0

Pacific 12 Conference

LSU Record vs. Pac-12: 18-27

SEC Record in 2013: 4-5

Arizona	3-3
Arizona State	0-1
California	2-1
Oregon	0-1
Oregon State	5-1
Southern California	1-6
Stanford	2-2
UCLA	0-7
Utah	1-3

Washington	2-3
Washington State	2-2

Patriot League

LSU Record vs. Patriot: 8-3

SEC Record in 2013: 3-0

Army	1-1
Boston University	2-0
Colgate	2-0
Holy Cross	1-1
Lafayette	2-0
Navy	0-1

Southern Conference

LSU Record vs. Southern: 5-2

SEC Record in 2013: 7-2

Appalachian State	1-0
Chattanooga	1-0
Furman	0-1
Samford	3-1

Southland Conference

LSU Record vs. Southland: 73-11

SEC Record in 2013: 12-0

Houston Baptist	1-0
Lamar	3-1
McNeese State	21-0
Nicholls State	17-1
Northwestern State	17-6
Oral Roberts	4-2
Sam Houston State	1-0
Southeastern Louisiana	10-1
Texas A&M Corpus Christi	1-0

Southwestern Athletic Conference

LSU Record vs. SWAC: 22-1

SEC Record in 2013: 11-2

Alcorn State	2-0
Grambling State	3-0
Jackson State	3-1
Mississippi Valley State	2-0
Prairie View	3-0
Southern	8-0
Texas Southern	1-0

Summit League

LSU Record vs. Summit:

SEC Record in 2013: 4-0

Sun Belt Conference

LSU Record vs. Sun Belt: 53-13

SEC Record in 2013: 5-3

Arkansas State	2-1
Georgia State	1-0
Louisiana-Lafayette	36-10
Louisiana-Monroe	5-0
South Alabama	2-1
Troy	4-1
Western Kentucky	3-0

West Coast Conference

LSU Record vs. WCC: 5-1

SEC Record in 2013: 3-0

BYU	1-1
Loyola Marymount	2-0
Santa Clara	1-0
Pacific	1-1

Western Athletic Conference

LSU Record in WAC: 3-0

SEC Record in 2013: 2-0

Texas-Pan American	3-0
--------------------	-----

20 NCAA Tournament Appearances

1953	1954	1979	1980	1981	1984	1985	1986
1987	1988	1989	1990	1991	1992	1993	2000
2003	2005	2006	2009				

6 NIT Appearances

1970	1982	1983	2002	2004	2012
------	------	------	------	------	------

1953 NCAA Tournament

Coach Harry Rabenhorst • LSU #7

East Regional - Raleigh, N. C.

March 13 - LSU 89, Lebanon Valley 76 (Regional Semifinals)

March 14 - LSU 81, Holy Cross 73 (Regional Finals)

Final Four - Kansas City, Mo.

March 17 - #1 Indiana 80, LSU 67 (National Semifinals)

March 18 - #4 Washington 88, LSU 69 (National 3rd Place Game)

1954 NCAA Tournament

Coach Harry Rabenhorst • LSU #8

East Regional - Iowa City, Iowa

March 12 - Penn State 78, LSU 70 (Regional Semifinals)

March 13 - #2 Indiana 73, LSU 62 (Regional Third Place Game)

1970 National Invitation Tournament

Coach Press Maravich • LSU NR

Madison Square Garden - New York, New York

March 15 - LSU 83, Georgetown 82 (First Round)

March 17 - LSU 97, Oklahoma 94 (Quarterfinals)

March 19 - #8 Marquette 101, LSU 79 (Semifinals)

March 21 - Army 75, LSU 68 (Third Place Game)

1979 NCAA Tournament

Coach Dale Brown • LSU #9/#7

Midwest Regional - Bloomington, Ind.

March 10 - LSU 71, Appalachian State 57 (Second Round)

Midwest Regional - Indianapolis, Ind.

March 16 - #3 Michigan State 87, LSU 71 (Regional Semifinals)

1980 NCAA Tournament

Coach Dale Brown • LSU #3

Midwest Regional - Denton, Texas

March 9 - LSU 98, Alcorn State 88 (Second Round)

Midwest Regional - Houston, Texas

March 14 - LSU 68, #16 Missouri 63 (Regional Semifinals)

March 16 - Louisville 86, #3 LSU 66 (Regional Finals)

1981 NCAA Tournament

Coach Dale Brown • LSU #4

Midwest Regional - Austin, Texas

March 14 - LSU 100, Lamar 78 (Second Round)

Midwest Regional - New Orleans, La.

March 20 - LSU 72, #20 Arkansas 56 (Regional Semifinals)

March 22 - LSU 96, Wichita State 85 (Regional Finals)

NCAA Final Four - Philadelphia, Pa.

March 28 - #9 Indiana 67, LSU 49 (National Semifinals)

March 30 - #5 Virginia 78, LSU 74 (National Third Place Game)

1982 National Invitation Tournament

Coach Dale Brown • LSU NR

First Round - Baton Rouge, La.

March 12 - Tulane 83, LSU 72

1983 National Invitation Tournament

Coach Dale Brown • LSU NR

First Round - Baton Rouge, La.

March 16 - New Orleans 99, LSU 94 (ot)

1984 NCAA Tournament

Coach Dale Brown • LSU NR

West Regional - Salt Lake City, Utah

March 15 - Dayton 74, LSU 66 (First Round)

1985 NCAA Tournament

Coach Dale Brown • LSU #20

Southeast Regional - Dayton, Ohio

March 15 - Navy 78, LSU 55 (First Round)

1986 NCAA Tournament

Coach Dale Brown • LSU NR

Southeast Regional - Baton Rouge, La.

March 13 - LSU 94, Purdue 87 (2 ot) (First Round)

March 15 - LSU 83, #12 Memphis State 81 (Second Round)

Southeast Regional - Atlanta, Ga.

March 20 - LSU 70, #6 Georgia Tech 64 (Regional Semifinals)

March 22 - LSU 59, #3 Kentucky 57 (Regional Finals)

NCAA Final Four - Dallas, Texas

March 29 - #7 Louisville 88, LSU 77 (National Semifinals)

1987 NCAA Tournament

Coach Dale Brown • LSU NR

Midwest Regional - Chicago, Ill.

March 13 - LSU 85, Georgia Tech 79 (First Round)

March 15 - LSU 72, #8 Temple 62 (Second Round)

Midwest Regional - Cincinnati, Ohio

March 20 - LSU 63, #5 DePaul 58 (Regional Semifinals)

March 22 - #3 Indiana 77, LSU 76 (Regional Finals)

1988 NCAA Tournament

Coach Dale Brown • LSU NR

East Regional - Hartford, Conn.

March 18 - Georgetown 66, LSU 63 (First Round)

1989 NCAA Tournament

Coach Dale Brown • LSU NR

West Regional - Tucson, Ariz.

March 17 - Texas-El Paso 85, LSU 74 (First Round)

1990 NCAA Tournament

Coach Dale Brown • LSU #19

Southeast Regional - Knoxville, Tenn.

March 15 - LSU 70, Villanova 63 (First Round)

March 17 - Georgia Tech 94, LSU 91 (Second Round)

1991 NCAA Tournament

Coach Dale Brown • LSU #22

Midwest Regional - Minneapolis, Minn.

March 14 - Connecticut 79, LSU 62 (First Round)

1992 NCAA Tournament

Coach Dale Brown • LSU #25

West Regional - Boise, Idaho

March 19 - LSU 94, Brigham Young 83 (First Round)

March 21 - #5 Indiana 89, LSU 79 (Second Round)

1993 NCAA Tournament

Coach Dale Brown • LSU NR

Midwest Regional - Chicago, Ill.

March 18 - California 66, LSU 64 (First Round)

2000 NCAA Tournament

Coach John Brady • LSU #10

West Regional - Salt Lake City

March 16 - LSU 64, SE Missouri St. 61

March 18 - LSU 72, #15 Texas 67

West Regional - Albuquerque, N.M.

March 23 - Wisconsin 61, LSU 48

2002 National Invitation Tournament

Coach John Brady • LSU NR

First Round - Iowa City, Iowa

March 13 - LSU 63, Iowa 61

Second Round - Baton Rouge, La.

March 19 - Ball St. 75, LSU 65

2003 NCAA Tournament

Coach John Brady • LSU NR

First Round - Birmingham, Ala.

March 21 - Purdue 80, LSU 56

2004 National Invitation Tournament

Coach John Brady • LSU NR

First Round - Norman, Okla.

March 17 - Oklahoma 70, LSU 61

2005 NCAA Tournament

Coach John Brady • LSU NR

First Round - Boise, Idaho

March 17 - UAB 82, LSU 68

2006 NCAA Tournament

Coach John Brady • LSU #19

First and Second Round - Jacksonville, Fla.

March 16 - LSU 80, Iona 64

March 18 - LSU 58, Texas A&M 57

Regional Round - Atlanta, Ga.

March 23 - LSU 62, #1 Duke 54

March 25 - LSU 70, #9 Texas 60 (ot)

NCAA Final Four - Indianapolis, Ind.

April 1 - #17 UCLA 59, LSU 45

2009 NCAA Tournament

Coach Trent Johnson • LSU #21

First and Second Round - Greensboro, N. C.

March 19 - LSU 75, Butler 71

March 21 - North Carolina 84, LSU 70

2012 National Invitation Tournament

Coach Trent Johnson • LSU NR

First Round - Eugene, Ore.

March 13 - Oregon 96, LSU 76

LSU NCAA Final Four Teams

1953 – 22-3, SEC CHAMPIONS

Coach Harry Rabenhorst
Assistant Coach Don Chaney
Manager Fred Poerschke
Don Belcher
P. Brayman
Kenny Bridges

Ned Clark
Bob Freshley
Leslie Jones
Bill Lee
Don Loughmiller
Norman Magee

Darrell McArdle
James McNeilly
Bob Pettit
Charley Roberts
Darrell Schultz

1981 NCAA Final Four Tigers

31-5 SEC CHAMPIONS

Coach Dale Brown
Associate Coach Ron Abernathy
Assistant Coach Rick Huckabay
Assistant Coach Jordy Hultberg
Trainer Dr. Martin Broussard
Manager Stan Harris
Mark Alcorn

J. Brian Bergeron
Tyrone Black
Howard Carter
Andy Campbell
Greg Cook
Joe Costello
Matt England

Johnny Jones
Brian Kistler
Durand Macklin
Ethan Martin
Leonard Mitchell
Willie Sims
John Tudor

1986 NCAA Final Four Tigers

26-12

Coach Dale Brown
Associate Coach Ron Abernathy
Assistant Coach Bo Bahnsen
Assistant Coach Johnny Jones
Ricky Blanton
Oliver Brown

Neboisha Bukumirovich
Ocie Conley
Zoran Jovanovich
Don Redden
Derrick Taylor
Jose Vargas

John Williams
Anthony Wilson
Edwin Wilson
Bernard Woodside

2006 NCAA Final Four Tigers

27-9 SEC CHAMPIONS

Coach John Brady
Associate Head Coach Butch Pierre
Assistant Coach Nikita Johnson
Assistant Coach John Treloar
Administrative Assistant Scott Soprych
Trainer Shawn Eddy
Strength Coach Jeff Dillman

Manager Chris Heine
Manager Jason Reed
Manager Louis Ruffino
Glen Davis
Alex Farrer
David Fleshman
Chris Johnson
Darnell Lazare

Dameon Mason
Tack Minor
Darrel Mitchell
Tasmin Mitchell
Magnum Rolle
Garrett Temple
Tyrus Thomas
Ben Voogd

LSU Players Who Have Participated in Three or More NCAA Tournaments

FOUR

Ricky Blanton	1985-86-88-89
Oliver Brown	1984-85-86-87
Neboisha Bukumirovich	1985-86-87-88
Geert Hammink	1989-91-92-93
Vernel Singleton	1989-90-91-92
Jose Vargas	1985-86-87-88
Anthony Wilson	1984-85-86-87
Bernard Woodside	1985-86-87-88

THREE

Harold Boudreaux	1990-91-92
Brian Bergeron	1979-80-81
Andy Campbell	1979-80-81
Greg Cook	1979-80-81
Mike Hansen	1991-92-93
Rich Krajewski	1989-90-91
Ethan Martin	1979-80-81
Darrel Mitchell	2003-05-06
Shaquille O'Neal	1990-91-92
Wayne Sims	1989-90-91
Willie Sims	1979-80-81
Derrick Taylor	1984-85-86
Maurice Williamson	1990-92-93
Nikita Wilson	1984-85-87



The Tigers practice at the RCA Dome prior to the 2006 NCAA Final Four.

LSU Record at NCAA/NIT Sites

CITY	RECORD	LAST PLAYED	CITY	RECORD	LAST PLAYED
Albuquerque, N. M.	0-1	2000	Indianapolis, Ind.	0-2	2006
Atlanta, Ga.	4-0	2006	Iowa City, Iowa	1-2	2002
Austin, Texas	1-0	1981	Jacksonville, Fla.	2-0	2006
Baton Rouge, La.	2-3	2002	Kansas City, Mo.	0-2	1953
Birmingham, Ala.	0-1	2003	Knoxville, Tenn.	1-1	1990
Boise, id.	1-2	2005	Minneapolis, Minn.	0-1	1991
Chicago, Ill.	2-1	1993	New Orleans, La.	2-0	1981
Cincinnati, Ohio	1-1	1987	New York, N.Y.	2-2	1970
Dallas, Texas	0-1	1986	Norman, Okla.	0-1	2004
Dayton, Ohio	0-1	1985	Philadelphia, Pa.	0-2	1981
Denton, Texas	1-0	1980	Raleigh, N.C.	2-0	1953
Eugene, Ore.	0-1	2012	Salt Lake City	2-1	2000
Greensboro, N. C.	1-1	2009	Tucson, Ariz.	0-1	1989
Hartford, Conn.	0-1	1988			
Houston, Texas	1-1	1980			

SEC Final Four Appearances

TEAM	APPEARANCES	COACHES
Kentucky	15	Adolph Rupp (6), Joe Hall (3), Rick Pitino (3), Tubby Smith (1), John Calipari (2)
LSU	4	Dale Brown (2), Harry Rabenhorst (1), John Brady (1)
Florida	4	Lon Kruger (1), Billy Donovan (3)
Arkansas	2	Nolan Richardson (2)
Georgia	1	Hugh Durham (1)
Miss. State	1	Richard Williams (1)

SEC in NCAA

TEAM	SWEET	ELITE	FF	NCAA TITLES
	16	8		
Alabama	7	1	0	0
Arkansas	14	8	6	1
Auburn	4	1	0	0
Florida	8	7	4	2
Georgia	2	1	1	0
Kentucky	43	33	15	8
LSU	9	6	4	0
Ole Miss	1	0	0	0
Miss. State	3	1	1	0
South Carolina	3	0	0	0
Tennessee	6	1	0	0
Vanderbilt	6	1	0	0

LSU vs. All NCAA Opponents

TEAM	RECORD	LAST PLAYED	TEAM	RECORD	LAST PLAYED
UAB	0-1	2005	Marquette	0-1	1970
Alcorn State	1-0	1980	Memphis	1-1	1986
Appalachian St.	1-0	1979	Michigan State	1-0	1979
Arkansas	1-0	1981	Missouri	1-0	1980
Army	0-1	1970	Navy	0-1	1985
Ball State	0-1	2002	New Orleans	0-1	1983
Brigham Young	1-0	1992	North Carolina	0-1	2009
Butler	1-0	2009	Oklahoma	1-1	2004
California	0-1	1993	Penn State	0-1	1954
Connecticut	0-1	1991	Purdue	1-1	2003
Dayton	0-1	1984	SE Mo. State	1-0	2000
DePaul	1-0	1987	Temple	1-0	1987
Duke	1-0	2006	Texas	2-0	2006
Georgetown	1-0	1970	Texas A&M	1-0	2006
Georgia Tech	2-1	1990	Tulane	0-1	1982
Holy Cross	1-0	1953	UCLA	0-1	2006
Indiana	0-5	1992	UTEP	0-1	1989
Iona	1-0	2006	Villanova	1-0	1990
Iowa	1-0	2002	Virginia	0-1	1981
Kentucky	1-0	1986	Washington	0-1	1953
Lamar	1-0	1981	Wichita State	1-0	1981
Lebanon Valley	1-0	1953	Wisconsin	0-1	2000
Louisville	0-2	1986			

SEC Postseason Tournament Appearances

NCAA TOURNAMENT

SCHOOL	APP.	W - L	PCT.
Kentucky	52	111-46	.707
Arkansas	29	40-29	.580
Missouri	26	22-26	.458
LSU	20	24-23	.511
Alabama	19	18-19	.486
Tennessee	19	16-20	.444
Florida	16	35-14	.714
Texas A&M	12	9-13	.409
Vanderbilt	13	10-14	.417
Miss. State	10	11-10	.524
Auburn	8	12-8	.600
South Carolina	8	4-9	.308
Georgia	8	5-8	.385
Ole Miss	7	4-7	.364

NATIONAL INVITATION TOURNAMENT

SCHOOL	APP.	W - L	PCT.
Tennessee	13	13-13	.500
Alabama	12	23-15	.605
South Carolina	11	21-9	.700
Vanderbilt	11	18-10	.642
Ole Miss	11	13-11	.542
Georgia	11	11-11	.500
Kentucky	9	13-7	.650
Florida	9	11-11	.500
Miss. State	8	7-8	.467
Missouri	7	1-7	.125
Texas A&M	6	6-6	.500
Auburn	6	4-6	.400
LSU	6	3-7	.300
Arkansas	2	4-3	.571



Marcus Thornton drives to the hoop against the North Carolina defense in the second round of the 2009 NCAA Tournament.

LSU in the Associated Press Poll

YEAR	PS	1	2	3	4	5	6	7	8	9	10	11	12	13	14	15	16	17	18	19	DATES
1952-53		10	8	17	11	14	14	11	10	8	6	6	5	7	5						Dec. 16-March 24
1953-54		10	5	14	18	16	12	14	17	17	13	12	7	8	14						Dec. 8-March 23
1969-70			15																		Dec. 9-March 10
1978-79	14	11	12	11	10	7	7	5	9	9	9	8	6	5	8	9	7				Nov. 28-March 13
1979-80	7	6	6	7	5	4	6	14	11	10	7	6	5	5	3						Dec. 4-March 4
1980-81	12	15	11	10	10	10	9	6	5	4	4	4	4	2	3	4					Dec. 2-March 10
1981-82	17																				Dec. 1-March 9
1983-84	11	12	9	10	11	9	9	11	15	10	14	20	17								Nov. 29-March 13
1984-85	14	16	13	19	19	18	14									19	20				Nov. 27-March 12
1985-86	14	12	11	11	9	9	8	8	14	14	17										Nov. 26-March 11
1988-89													19		20						Nov. 22-March 14
1989-90	2	9	9	9	8	9	11	14	13	16	14	11	9	12	15	16	19				Nov. 27-March 13
1990-91	14	20	18	12	10	15	14	20	20	16	14	19	20	19	18	16	22				Nov. 27-March 12
1991-92	6	9	16	25								22	20			23	23	25			Nov. 25-March 16
1993-94						25															Nov. 22-March 14
1999-00									21	24			22	25	16	15	12	10	10		Nov. 16-March 14
2002-03								24	21		23										Nov. 19-March 18
2003-04															24						Nov. 25-March 16
2005-06					25									24		25	24	21	18	19	Nov. 15-March 14
2006-07	5	7	6	10	9	12	12	17	14	13	16	21									Nov. 14-March 13
2008-09															23	18	12	20	21		Nov. 10-March 16

Wins Against Teams Ranked Top Three in AP Poll

No.1

LSU 95, No. 1 Kentucky 94 (ot) - Baton Rouge - Feb. 11, 1978
 LSU 66, No. 1 Arizona 65 - Baton Rouge - Dec. 21, 2002
 No. 19 LSU 62, No. 1 Duke 54 - Atlanta, Ga. - March 23, 2006

No.2

LSU 82, No. 2 Georgetown 80 - New Orleans - Jan. 28, 1989
 No. 18 LSU 92, No. 2 Arizona 82 - Baton Rouge - Dec. 8, 1990

No.3

No. 6 LSU 81, No. 3 Kentucky 67 - Baton Rouge - Jan. 19, 1981
 LSU 59, No. 3 Kentucky 67 - Baton Rouge - Jan. 19, 1981
 LSU 66, No. 3 Florida 56 - Baton Rouge - Feb. 24, 2006

LSU's Record as a Ranked Team in AP Poll

RK	W	L	PCT.
1			
2	2	2	.500
3	3	2	.600
4	13	4	.765
5	14	4	.778
6	13	2	.866
7	14	4	.778
8	10	6	.625
9	20	6	.769
10	20	6	.769
11	23	2	.920
12	16	5	.762
13	6	3	.667
14	25	7	.781
15	9	2	.818
16	10	6	.625
17	10	5	.667
18	9	3	.750
19	11	4	.733
20	8	4	.667
21	5	5	.500
22	2	3	.400
23	5	3	.625
24	4	4	.500
25	6	3	.667
TOTALS	258	95	.731

LSU's Record vs. Ranked Teams in AP Poll

RK	W	L	PCT.
1	3	14	.176
2	2	13	.133
3	3	11	.214
4	0	17	.000
5	4	17	.190
6	4	9	.444
7	5	11	.312
8	4	16	.200
9	4	12	.250
10	2	8	.200
11	1	10	.091
12	1	9	.100
13	1	12	.077
14	1	8	.111
15	1	9	.100
16	8	5	.615
17	1	10	.083
18	4	9	.307
19	4	5	.444
20	5	6	.454
21	0	6	.000
22	3	6	.333
23	0	3	.000
24	1	4	.200
25	0	4	.000
TOTALS	61	234	.207

Highlights of the AP Poll

POLL DEBUT - DEC. 16, 1952

Total Poll Appearances All-Time - 194
 Most Consecutive Polls - 49 (Preseason poll, 1978-79, to preseason poll, 1981-82)
 Total Appearances in AP Final Poll - 12
 Highest Ranking in AP Poll - 2 (Feb. 24, 1981, Preseason poll 1989-90)

LSU's record since 1948-49 against teams ranked in top 10 - 31-127 (19.6 percent).
 LSU's record since 1948-49 against teams ranked in AP's top 25 - 61-234 (20.7 percent).
 LSU versus top-ranked teams in the AP poll - 3-14 (17.6 percent).
 LSU when ranked in the AP poll since 1948-49 season has a record of 258-95 (73.1 percent).
 LSU's record when both teams are ranked is 31-37 (45.6 percent).
 LSU was last ranked No. 21 in the final poll of the 2008-09 season, the 18th AP poll of the year.



LSU vs. Top 10 teams in the Associated Press Poll

(since the poll started during the 1948-49 season)

1948-49

Jan. 14	LSU	#8 Tulane	L, 51-71	New Orleans, La.
Feb. 25	LSU	#6 Tulane	L, 45-72	Baton Rouge, La.
March 5	LSU	#7 Tulane	L, 63-72	Louisville, Ky.

1950-51

Jan. 31	LSU	#1 Kentucky	L, 59-81	Baton Rouge, La.
---------	-----	-------------	----------	------------------

1951-52

Jan. 5	LSU	#4 Kentucky	L, 47-57	Lexington, Ky.
March 1	LSU	#1 Kentucky	L, 43-44	Louisville, Ky.

1952-53

March 17	#7 LSU	#1 Indiana	L, 67-80	Kansas City, Mo.
March 18	#7 LSU	#4 Washington	L, 69-88	Kansas City, Mo.

1953-54

Dec. 12	#10 LSU	#5 Kansas	W, 68-63	Baton Rouge, La.
Dec. 28	#14 LSU	#7 Fordham	W, 65-49	New Orleans, La.
March 9	#8 LSU	#1 Kentucky	L, 56-63	Nashville, Tenn.
March 13	#8 LSU	#2 Indiana	L, 62-73	Iowa City, Tenn.

1954-55

Jan. 17	LSU	#1 Kentucky	L, 62-64	Baton Rouge, La.
---------	-----	-------------	----------	------------------

1955-56

Jan. 3	LSU	#5 N. Carolina	L, 69-95	Chapel Hill, N. C.
Jan. 14	LSU	#5 Kentucky	L, 65-107	Lexington, Ky.
Feb. 11	LSU	#4 Vanderbilt	L, 68-107	Nashville, Tenn.
Feb.	LSU	#7 Alabama	L, 59-77	Baton Rouge, La.

1956-57

Jan. 12	LSU	#3 Kentucky	L, 46-51	Baton Rouge, La.
---------	-----	-------------	----------	------------------

1957-58

Jan.	LSU	#9 Kentucky	L, 52-97	Lexington, Ky.
------	-----	-------------	----------	----------------

1958-59

Jan. 10	LSU	#1 Kentucky	L, 61-76	Baton Rouge, La.
Feb. 14	LSU	#4 Auburn	L, 67-115	Auburn, Ala.
Feb. 21	LSU	#5 Miss. State	L, 67-75	Baton Rouge, La.

1959-60

Feb. 8	LSU	#6 Georgia Tech	L, 56-76	Atlanta, Ga.
--------	-----	-----------------	----------	--------------

1960-61

Dec.	LSU	#8 Duke	L, 74-80	Durham, N.C.
Dec.	LSU	#5 N. Carolina	L, 61-77	Chapel Hill, N.C.
Dec.	LSU	#5 Louisville	L, 53-72	Baton Rouge, La.

1961-62

Jan. 12	LSU	#3 Kentucky	L, 63-84	Lexington, Ky.
Feb. 3	LSU	#10 Miss. State	L, 66-87	Starkville, Miss.
Feb. 24	LSU	#5 Miss. State	L, 48-58	Baton Rouge, La.

1962-63

Feb. 9	LSU	#6 Georgia Tech	W, 56-54	Baton Rouge, La.
Feb. 23	LSU	#8 Miss. State	L, 64-99	Baton Rouge, La.

1963-64

Dec. 26	LSU	#9 Oregon State	L, 57-87	Portland, Ore.
Jan. 10	LSU	#2 Kentucky	L, 84-103	Lexington, Ky.
Feb. 15	LSU	#8 Auburn	W, 86-66	Baton Rouge, La.

1964-65

Feb. 8	LSU	#9 Vanderbilt	L, 85-96	Baton Rouge, La.
March 8	LSU	#5 Vanderbilt	L, 60-106	Nashville, Tenn.

1965-66

Jan. 24	LSU	#2 Kentucky	L, 85-111	Lexington, Ky.
Jan. 29	LSU	#4 Vanderbilt	L, 66-98	Nashville, Tenn.
Feb. 26	LSU	#5 Vanderbilt	L, 84-102	Baton Rouge, La.

1966-67

Jan. 30	LSU	#9 Vanderbilt	L, 77-79	Nashville, Tenn.
March 4	LSU	#8 Tennessee	L, 60-87	Knoxville, Tenn.



Tasmin Mitchell, Darrel Mitchell and Ben Voogd celebrate after beating #9 Texas to advance to the Final Four of the 2006 NCAA Tournament.

1967-68

Jan. 27	LSU	#9 Kentucky	L, 95-121	Baton Rouge, La.
Jan. 29	LSU	#7 Vanderbilt	L, 91-99	Baton Rouge, La.
Feb. 3	LSU	#10 Kentucky	L, 96-109	Lexington, Ky.
Feb 5	LSU	#6 Tennessee	L, 67-87	Baton Rouge, La.

1968-69

Jan. 25	LSU	#5 Kentucky	L, 96-108	Baton Rouge, La.
Feb. 22	LSU	#6 Kentucky	L, 89-103	Lexington, Ky.

1969-70

Dec. 23	LSU	#2 UCLA	L, 84-133	Los Angeles, Calif.
Jan. 24	LSU	#2 Kentucky	L, 96-109	Lexington, Ky.
Feb. 21	LSU	#2 Kentucky	L, 105-121	Baton Rouge, La.
March 19	LSU	#8 Marquette	L, 79-101	New York, N. Y.

1970-71

Jan. 2	LSU	#4 S. California	L, 76-80	Los Angeles, Calif.
Jan. 25	LSU	#8 Tennessee	W, 80-70	Baton Rouge, La.

1972-73

Feb. 10	LSU	#6 Alabama	W, 72-70	Baton Rouge, La.
---------	-----	------------	----------	------------------

1973-74

Jan. 12	LSU	#6 Vanderbilt	W, 84-81	Baton Rouge, La.
Jan. 19	LSU	#10 Alabama	L, 79-80	Baton Rouge, La.
Feb. 11	LSU	#5 Vanderbilt	L, 88-91	Nashville, Tenn.
Feb. 18	LSU	#10 Alabama	L, 87-99	Tuscaloosa, Ala.

1974-75

Nov. 29	LSU	#10 S. California	L, 87-100	Los Angeles, Calif.
Jan. 4	LSU	#9 Kentucky	L, 80-115	Lexington, Ky.
Jan. 18	LSU	#7 Alabama	L, 67-93	Tuscaloosa, Ala.
Feb. 3	LSU	#5 Kentucky	L, 76-77	Baton Rouge, La.
Feb. 17	LSU	#7 Alabama	L, 76-80	Baton Rouge, La.

1975-76

Jan. 26	LSU	#10 Tennessee	L, 92-105	Baton Rouge, La.
Feb. 23	LSU	#9 Tennessee	L, 71-80	Knoxville, Tenn.

1976-77

Jan. 8	LSU	#4 Alabama	L, 77-80	Tuscaloosa, Ala.
Jan. 22	LSU	#6 Kentucky	L, 72-87	Lexington, Ky.
Feb. 5	LSU	#8 Alabama	L, 70-77	Baton Rouge, La.
Feb. 19	LSU	#2 Kentucky	L, 76-90	Baton Rouge, La.

1977-78

Dec. 29	LSU	#3 Arkansas	L, 62-67	Baton Rouge, La.
Jan. 14	LSU	#1 Kentucky	L, 76-96	Lexington, Ky.
Feb. 11	LSU	#1 Kentucky	W, 95-94	Baton Rouge, La.

1978-79

Jan. 6	#7 LSU	#9 Kentucky	W, 93-89	Lexington, Ky.
March 16	#7 LSU	#3 Michigan St.	L, 71-87	Indianapolis, Ind.

1979-80

Jan. 20	#14 LSU	#1 DePaul	L, 75-78	Chicago, Ill.
Jan. 28	#11 LSU	#5 Kentucky	W, 65-60	Lexington, Ky.
Feb. 24	#5 LSU	#3 Kentucky	L, 74-76	Baton Rouge, La.
March 1	#5 LSU	#2 Kentucky	W, 80-78	Birmingham, Ala.
March 16	#3 LSU	#2 Louisville	L, 66-86	Houston, Texas

1980-81

Jan. 19	#6 LSU	#3 Kentucky	W, 81-67	Baton Rouge, La.
Jan. 24	#5 LSU	#8 Tennessee	W, 80-63	Baton Rouge, La.
Feb. 21	#4 LSU	#8 Tennessee	W, 66-65	Baton Rouge, La.
March 1	#2 LSU	#9 Kentucky	L, 71-73	Lexington, Ky.
March 28	#4 LSU	#9 Indiana	L, 49-67	Philadelphia, Pa.
March 30	#4 LSU	#5 Virginia	L, 74-78	Philadelphia, Pa.

1981-82

Jan. 25	LSU	#9 Kentucky	L, 65-76	Lexington, Ky.
Feb. 10	LSU	#10 Alabama	W, 73-68	Baton Rouge, La.
Feb. 27	LSU	#7 Kentucky	W, 94-78	Baton Rouge, La.

1982-83

Dec. 20	LSU	#4 UCLA	L, 68-82	Los Angeles, Calif.
Jan. 5	LSU	#3 Kentucky	L, 50-52	Lexington, Ky.
March 5	LSU	#7 Kentucky	W, 74-60	Baton Rouge, La.

1983-84

Dec. 6	#9 LSU	#6 Houston	L, 91-100	Baton Rouge, La.
Jan. 7	#9 LSU	#2 Kentucky	L, 80-96	Baton Rouge, La.
Jan. 29	#10 LSU	#1 N. Carolina	L, 79-90	Chapel Hill, N.C.
March 5	LSU	#3 Kentucky	L, 68-90	Lexington, Ky.

1984-85

Feb. 16	LSU	#8 Syracuse	L, 64-76	Syracuse, N. Y.
---------	-----	-------------	----------	-----------------

1985-86

March 1	LSU	#8 Kentucky	L, 52-54	Baton Rouge, La.
March 1	LSU	#5 Kentucky	L, 57-68	Lexington, Ky.
March 7	LSU	#4 Kentucky	L, 58-61	Lexington, Ky.
March 20	LSU	#6 Georgia Tech	W, 70-64	Atlanta, Ga.
March 22	LSU	#3 Kentucky	W, 59-57	Atlanta, Ga.
March 29	LSU	#7 Louisville	L, 77-88	Dallas, Texas

1986-87

March 8	LSU	#9 Alabama	L, 62-69	Atlanta, Ga.
March 17	LSU	#8 Temple	W, 72-62	Chicago, Ill.
March 20	LSU	#5 DePaul	W, 63-58	Cincinnati, Ohio
March 22	LSU	#3 Indiana	L, 76-77	Cincinnati, Ohio

1987-88

Jan. 11	LSU	#8 Oklahoma	W, 84-77	New Orleans, La.
Jan. 23	LSU	#4 Kentucky	L, 61-76	Baton Rouge, La.
March 12	LSU	#6 Kentucky	L, 80-86	Baton Rouge, La.

1988-89

Dec. 22	LSU	#5 Illinois	L, 100-127	Baton Rouge, La.
Jan. 28	LSU	#2 Georgetown	W, 82-80	New Orleans, La.

1989-90

Jan. 28	#16 LSU	#5 UNLV	W, 107-105	Baton Rouge, La.
---------	---------	---------	------------	------------------

1990-91

Dec. 8	#18 LSU	#2 Arizona	W, 92-82	Baton Rouge, La.
Feb. 5	#19 LSU	#10 Kentucky	W, 107-88	Baton Rouge, La.
Feb. 10	#19 LSU	#6 Duke	L, 70-88	Durham, N. C.

1991-92

Dec. 7	#16 LSU	#3 Arizona	L, 67-87	Tucson, Ariz.
Jan. 14	LSU	#9 Alabama	W, 89-81	Tuscaloosa, Ala.
Feb. 8	#22 LSU	#1 Duke	L, 67-77	Baton Rouge, La.
March 3	#23 LSU	#7 Arkansas	L, 92-106	Fayetteville, Ark.
March 14	#23 LSU	#9 Kentucky	L, 74-80	Birmingham, Ala.
March 21	#25 LSU	#5 Indiana	L, 79-89	Boise, Idaho

1992-93

Dec. 22	LSU	#1 Duke	L, 67-96	Lahaina, Hawaii
Jan. 26	LSU	#4 Kentucky	L, 67-105	Lexington, Ky.
March 13	LSU	#5 Vanderbilt	W, 72-62	Lexington, Ky.
March 14	LSU	#4 Kentucky	L, 65-82	Lexington, Ky.

1993-94

Dec. 18	#25 LSU	#9 UCLA	L, 80-100	Los Angeles, Calif.
Jan. 11	LSU	#4 Arkansas	L, 83-84	Fayetteville, Ark.
Jan. 22	LSU	#4 North Carolina	L, 65-88	New Orleans, La.
March 2	LSU	#1 Arkansas	L, 105-108	Baton Rouge, La.

1994-95

Dec. 17	LSU	#2 UCLA	L, 72-92	Baton Rouge, La.
Jan. 31	LSU	#8 Arkansas	L, 81-105	Fayetteville, Ark.
Feb. 22	LSU	#8 Arkansas	L, 90-92	Baton Rouge, La.
March 4	LSU	#5 Kentucky	L, 80-127	Lexington, Ky.

1995-96

Jan. 16	LSU	#2 Kentucky	L, 97-129	Baton Rouge, La.
---------	-----	-------------	-----------	------------------

1996-97

Nov. 25	LSU	#2 Kansas	L, 53-82	Lahaina, Hawaii
Dec. 15	LSU	#5 Michigan	L, 59-70	Auburn Hills, Mich.
Feb. 12	LSU	#4 Kentucky	L, 48-84	Lexington, Ky.

1997-98

Feb. 4	LSU	#8 Kentucky	L, 61-63	Baton Rouge, La.
--------	-----	-------------	----------	------------------

1998-99

Jan. 30	LSU	#6 Kentucky	L, 62-86	Lexington, Ky.
Feb. 6	LSU	#6 Auburn	L, 54-80	Auburn, Ala.
Feb. 13	LSU	#10 Arizona	L, 71-78	Tucson, Ariz.

1999-00

Jan. 12	LSU	#10 Florida	L, 57-82	Gainesville, Fla.
Jan. 29	LSU	#5 Arizona	W, 86-60	Baton Rouge, La.
Feb. 9	LSU	#9 Auburn	W, 83-68	Baton Rouge, La.

2000-01

Dec. 20	LSU	#1 Arizona	L, 75-88	Tucson, Ariz.
---------	-----	------------	----------	---------------

2001-02

Jan. 16	LSU	#2 Florida	L, 70-102	Gainesville, Fla.
Feb. 2	LSU	#7 Alabama	L, 48-57	Baton Rouge, La.
Feb. 9	LSU	#7 Kentucky	L, 56-68	Baton Rouge, La.

2002-03

Dec. 21	LSU	#1 Arizona	W, 66-65	Baton Rouge, La.
Jan. 11	LSU	#7 Mississippi St.	W, 85-72	Baton Rouge, La.
Jan. 28	LSU	#4 Florida	L, 53-70	Baton Rouge, La.
Feb. 14	LSU	#3 Kentucky	L, 57-68	Lexington, Ky.
March 14	LSU	#7 Florida	W, 65-61	New Orleans, La.

2003-04

Feb. 26	LSU	#7 Miss. State	L, 58-84	Starkville, Miss.
Feb. 29	LSU	#9 Kentucky	L, 64-70	Baton Rouge, La.

2004-05

Jan. 22	LSU	#8 Kentucky	L, 58-89	Lexington, Ky.
March 12	LSU	#7 Kentucky	L, 78-79	Atlanta, Ga.

2005-06

Jan. 7	LSU	#2 Connecticut	L, 76-77	Hartford, Conn.
Feb. 11	LSU	#7 Florida	L, 62-71	Gainesville, Fla.
March 23	#19 LSU	#1 Duke	W, 62-54	Atlanta, Ga.
March 25	#19 LSU	#9 Texas	W, 70-60	Atlanta, Ga.

2006-07

Dec. 5	#9 LSU	#6 Texas A&M	W, 64-52	Baton Rouge, La.
Feb. 24	LSU	#3 Florida	W, 66-56	Baton Rouge, La.

2008-09

March 19	#21 LSU	#1 N. Carolina	L, 70-84	Greensboro, N.C.
----------	---------	----------------	----------	------------------

2009-10

Feb. 6	LSU	#4 Kentucky	L, 55-81	Baton Rouge, La.
--------	-----	-------------	----------	------------------

2011-12

Dec. 19	LSU	#10 Marquette	W, 67-59	Baton Rouge, La.
Jan. 28	LSU	#1 Kentucky	L, 50-74	Baton Rouge, La.
March 9	LSU	#1 Kentucky	L, 51-60	New Orleans, La.

Year-by-Year Team Statistics

2012-13 -- Record 19-12, 9-9 in the SEC

	GM	MIN	FG-FGA	PCT.	3FG-FGA	PCT.	FT-FTA	PCT.	REB-AVG.	PF	A	TO	BLK	STL	PTS-AVG
LSU	31	6300	788-1839	.428	234-658	.356	384-614	.625	1150-37.1	584	442	445	119	282	2194-70.8
Opponents	31	6300	751-1782	.421	173-549	.315	463-677	.684	1166-37.6	552	330	470	129	228	2138-69.0

2011-12 -- Record 18-15, 7-9 in the SEC, NIT

	GM	MIN	FG-FGA	PCT.	3FG-FGA	PCT.	FT-FTA	PCT.	REB-AVG.	PF	A	TO	BLK	STL	PTS-AVG
LSU	33	6700	791-1947	.406	173-530	.326	402-582	.691	1217-36.9	592	415	429	128	232	2157-65.4
Opponents	33	6700	745-1775	.420	174-545	.319	455-660	.689	1178-35.7	592	337	483	132	249	2119-64.2

2010-11 -- Record 11-21, 3-13 in the SEC

	GM	MIN	FG-FGA	PCT.	3FG-FGA	PCT.	FT-FTA	PCT.	REB-AVG.	PF	A	TO	BLK	STL	PTS-AVG
LSU	32	6450	692-1731	.400	175-561	.312	432-650	.665	1110-34.7	622	364	461	106	204	1991-62.2
Opponents	32	6450	730-1759	.415	174-531	.328	496-703	.706	1178-36.8	593	297	426	133	234	2130-66.6

2009-10 -- Record 11-20, 2-14 in the SEC

	GM	MIN	FG-FGA	PCT.	3FG-FGA	PCT.	FT-FTA	PCT.	REB-AVG.	PF	A	TO	BLK	STL	PTS-AVG
LSU	31	6225	690-1726	.400	141-492	.287	384-552	.696	1112-35.9	547	352	397	116	190	1905-61.5
Opponents	31	6225	722-1675	.431	204-589	.346	411-618	.665	1082-34.9	534	326	384	123	216	2059-66.4

2008-09 -- Record 27-8, 13-3 in the SEC, SEC Champions, NCAA Tournament

	GM	MIN	FG-FGA	PCT.	3FG-FGA	PCT.	FT-FTA	PCT.	REB-AVG.	PF	A	TO	BLK	STL	PTS-AVG
LSU	35	7050	937-2093	.448	213-572	.372	530-740	.716	1365-39.0	609	529	425	212	267	2617-74.8
Opponents	35	7050	820-2005	.409	188-596	.315	488-705	.692	1185-33.9	633	332	461	111	214	2316-66.2

2007-08 -- Record 13-18, 6-10 in the SEC

	GM	MIN	FG-FGA	PCT.	3FG-FGA	PCT.	FT-FTA	PCT.	REB-AVG.	PF	A	TO	BLK	STL	PTS-AVG
LSU	31	6225	722-1800	.429	201-624	.322	386-521	.741	1108-35.7	520	362	428	196	186	2131-68.7
Opponents	31	6225	795-1884	.422	210-608	.345	345-515	.670	1164-37.5	509	391	415	112	208	2145-69.2

2006-07 -- Record 17-15, 5-11 in the SEC

	GM	MIN	FG-FGA	PCT.	3FG-FGA	PCT.	FT-FTA	PCT.	REB-AVG.	PF	A	TO	BLK	STL	PTS-AVG
LSU	32	6450	800-1774	.451	174-517	.337	403-572	.705	1205-37.7	493	445	452	155	218	2177-68.0
Opponents	32	6450	732-1810	.404	191-585	.326	352-505	.697	1026-32.1	506	322	399	95	217	2007-62.7

2005-06 -- Record 27-9, 14-2 in the SEC, SEC Champions, NCAA Final Four

	GM	MIN	FG-FGA	PCT.	3FG-FGA	PCT.	FT-FTA	PCT.	REB-AVG.	PF	A	TO	BLK	STL	PTS-AVG
LSU	36	7250	972-2092	.465	147-454	.324	542-786	.690	1447-40.2	567	547	555	236	298	2633-73.1
Opponents	36	7250	852-2137	.399	233-677	.344	362-522	.693	1167-32.4	662	385	543	150	233	2299-63.9

2004-05 -- Record 20-10, 12-4 in the SEC, SEC Western Division Champions, NCAA Tournament

	GM	MIN	FG-FGA	PCT.	3FG-FGA	PCT.	FT-FTA	PCT.	REB-AVG.	PF	A	TO	BLK	STL	PTS-AVG
LSU	30	6125	776-1690	.459	205-571	.359	500-685	.730	1097-36.6	490	442	405	127	209	2257-75.2
Opponents	30	6125	776-1746	.444	225-593	.379	365-532	.686	963-32.1	572	353	376	81	189	2142-71.4

2003-04 -- Record 18-11, 8-8 in the SEC, NIT Tournament

	GM	MIN	FG-FGA	PCT.	3FG-FGA	PCT.	FT-FTA	PCT.	REB-AVG.	PF	A	TO	BLK	STL	PTS-AVG
LSU	29	5800	656-1487	.441	168-500	.336	444-678	.655	1065-36.7	460	346	426	122	176	1924-66.3
Opponents	29	5800	695-1675	.415	172-491	.350	289-446	.648	960-33.1	560	335	358	82	216	1851-63.8

2002-03 -- Record 21-11, 8-8 in the SEC, NCAA Tournament

	GM	MIN	FG-FGA	PCT.	3FG-FGA	PCT.	FT-FTA	PCT.	REB-AVG.	PF	A	TO	BLK	STL	PTS-AVG
LSU	32	6400	851-1767	.482	215-571	.377	409-633	.646	1124-35.1	525	515	446	132	255	2326-72.7
Opponents	32	6400	736-1792	.411	204-577	.354	354-524	.676	1048-32.8	592	359	501	78	238	2030-63.4

2001-02 -- Record 19-15, 6-10 in the SEC, NIT Second Round

	GM	MIN	FG-FGA	PCT.	3FG-FGA	PCT.	FT-FTA	PCT.	REB-AVG.	PF	A	TO	BLK	STL	PTS-AVG
LSU	34	6850	850-1860	.457	204-561	.364	420-626	.671	1217-35.8	572	467	517	79	280	2324-68.4
Opponents	34	6850	797-1913	.417	226-684	.330	356-575	.619	1130-33.2	595	402	511	93	263	2176-64.0

2000-01 -- Record 13-16, 2-14 in the SEC

	GM	MIN	FG-FGA	PCT.	3FG-FGA	PCT.	FT-FTA	PCT.	REB-AVG.	PF	A	TO	BLK	STL	PTS-AVG
LSU	29	5850	720-1624	.443	194-544	.357	435-629	.692	1020-35.2	507	438	454	65	257	2069-71.3
Opponents	29	5850	717-1643	.436	211-572	.369	334-498	.671	994-34.3	567	405	489	75	225	1979-68.2

1999-2000 -- Record 28-6, 12-4 in the SEC, SEC Champions, NCAA Sweet 16

	GM	MIN	FG-FGA	PCT.	3FG-FGA	PCT.	FT-FTA	PCT.	REB-AVG.	PF	A	TO	BLK	STL	PTS-AVG
LSU	34	6800	915-1880	.487	196-558	.351	552-858	.643	1373-40.4	549	503	593	180	313	2578-75.8
Opponents	34	6800	781-2046	.382	233-745	.313	337-531	.635	1100-32.4	743	402	461	60	265	2132-62.7

1998-99 -- Record 12-15, 4-12 in the SEC

	GM	MIN	FG-FGA	PCT.	3FG-FGA	PCT.	FT-FTA	PCT.	REB-AVG.	PF	A	TO	BLK	STL	PTS-AVG
LSU	27	5500	625-1461	.428	154-451	.341	389-605	.643	1071-39.7	497	372	534	102	189	1793-66.4
Opponents	27	5500	676-1675	.404	177-519	.341	332-493	.673	949-35.1	537	355	384	69	290	1861-68.9

1997-98 -- Record 9-18, 2-14 in the SEC

	GM	MIN	FG-FGA	PCT.	3FG-FGA	PCT.	FT-FTA	PCT.	REB-AVG.	PF	A	TO	BLK	STL	PTS-AVG
LSU	27	5400	579-1364	.425	140-425	.329	382-592	.645	972-36.0	469	314	487	47	166	1680-62.2
Opponents	27	5400	655-1546	.424	151-452	.334	304-464	.655	886-32.8	532	315	379	119	246	1765-65.4

1996-97 -- Record 10-20, 3-13 in the SEC

	GM	MIN	FG-FGA	PCT.	3FG-FGA	PCT.	FT-FTA	PCT.	REB-AVG.	PF	A	TO	BLK	STL	PTS-AVG
LSU	30	5550	730-1765	.414	107-375	.285	433-624	.694	1172-39.1	585	415	548	96	221	2000-66.7
Opponents	30	5550	721-1745	.413	221-605	.365	451-675	.667	1066-35.5	562	442	469	88	301	2114-70.5

Year-by-Year Team Statistics



1995-96 -- Record 12-17, 4-12 in the SEC

	GM	MIN	FG-FGA	PCT.	3FG-FGA	PCT.	FT-FTA	PCT.	REB-AVG	PF	A	TO	BLK	STL	PTS-AVG
LSU	29	5800	809-1911	.423	194-614	.316	453-673	.673	1201-41.4	614	438	481	102	273	2265-78.1
Opponents	29	5800	786-1823	.431	221-646	.342	507-758	.669	1146-39.5	593	482	473	88	238	2300-79.3

1994-95 -- Record 12-15, 6-10 in the SEC

	GM	MIN	FG-FGA	PCT.	3FG-FGA	PCT.	FT-FTA	PCT.	REB-AVG	PF	A	TO	BLK	STL	PTS-AVG
LSU	27	4645	791-1770	.447	185-541	.342	384-572	.671	1103-40.9	637	479	521	120	241	2151-79.7
Opponents	27	4645	718-1666	.431	226-629	.359	529-784	.675	1022-37.9	541	449	486	86	269	2191-81.2

1993-94 -- Record 11-16, 5-11 in the SEC

	GM	MIN	FG-FGA	PCT.	3FG-FGA	PCT.	FT-FTA	PCT.	REB-AVG	PF	A	TO	BLK	STL	PTS-AVG
LSU	27	5450	776-1808	.429	194-564	.326	425-651	.653	1035-38.3	576	371	434	68	271	2161-80.0
Opponents	27	5450	809-1655	.489	164-484	.339	413-671	.616	1982-40.1	543	491	515	119	172	2195-81.3

1992-93 -- Record 22-11, 9-7 in the SEC, NCAA Tournament Participant

	GM	MIN	FG-FGA	PCT.	3FG-FGA	PCT.	FT-FTA	PCT.	REB-AVG	PF	A	TO	BLK	STL	PTS-AVG
LSU	33	6625	944-2155	.438	193-525	.368	516-754	.684	1291-39.1	600	493	486	100	316	2597-78.7
Opponents	33	6625	919-1982	.464	192-595	.323	403-647	.623	1208-36.6	652	530	592	158	237	2433-73.7

1991-92 -- Records 21-10, 12-4 in the SEC, NCAA Tournament Participant

	GM	MIN	FG-FGA	PCT.	3FG-FGA	PCT.	FT-FTA	PCT.	REB-AVG	PF	A	TO	BLK	STL	PTS-AVG
LSU	31	6225	1000-2039	.490	187-510	.367	526-820	.642	1308-42.2	574	519	533	206	311	2713-87.5
Opponents	31	6225	869-2064	.421	181-557	.325	435-643	.677	1170-37.7	622	450	535	78	242	2354-75.9

1990-91 -- Record 20-10, 13-5 in the SEC, SEC Champions, NCAA Tournament Participant

	GM	MIN	FG-FGA	PCT.	3FG-FGA	PCT.	FT-FTA	PCT.	REB-AVG	PF	A	TO	BLK	STL	PTS-AVG
LSU	30	6000	1010-2040	.495	120-368	.326	573-840	.682	1316-43.9	572	566	538	198	316	2713-90.4
Opponents	30	6000	903-2129	.424	190-537	.354	427-621	.688	1161-38.7	634	479	537	76	260	2423-80.8

1989-90 -- Record 23-9, 12-6 in the SEC, NCAA Tournament Participant

	GM	MIN	FG-FGA	PCT.	3FG-FGA	PCT.	FT-FTA	PCT.	REB-AVG	PF	A	TO	BLK	STL	PTS-AVG
LSU	32	6475	1116-2194	.509	153-426	.359	536-804	.667	1457-45.5	661	526	514	225	255	2921-91.3
Opponents	32	6475	901-2222	.405	257-734	.350	561-800	.701	1223-38.2	676	461	471	83	274	2620-81.9

1988-89 -- Record 20-12, 11-7 in the SEC, NCAA Tournament Participant

	GM	MIN	FG-FGA	PCT.	3FG-FGA	PCT.	FT-FTA	PCT.	REB-AVG	PF	A	TO	BLK	STL	PTS-AVG
LSU	32	6450	1115-2303	.484	179-461	.388	557-723	.770	1236-38.6	654	525	436	103	267	2966-92.7
Opponents	32	6450	1096-2263	.484	163-452	.361	506-752	.674	1344-42.0	636	545	519	114	231	2861-89.4

1987-88 -- Record 16-14, 10-8 in the SEC, NCAA Tournament Participant

	GM	MIN	FG-FGA	PCT.	3FG-FGA	PCT.	FT-FTA	PCT.	REB-AVG	PF	A	TO	BLK	STL	PTS-AVG
LSU	30	6025	798-1732	.461	87-260	.335	430-612	.703	1080-36.0	587	468	440	53	219	2113-70.4
Opponents	30	6025	769-1713	.449	118-356	.331	416-602	.691	1039-34.6	557	400	437	77	173	2072-69.1

1986-87 -- Record 24-15, 8-10 in the SEC, NCAA Elite 8

	GM	MIN	FG-FGA	PCT.	3FG-FGA	PCT.	FT-FTA	PCT.	REB-AVG	PF	A	TO	BLK	STL	PTS-AVG
LSU	39	7900	1047-2261	.463	181-451	.401	510-782	.652	1401-35.9	747	527	602	118	352	2785-71.3
Opponents	39	7900	973-2240	.435	150-385	.390	569-776	.733	1417-36.3	780	418	638	112	256	2658-67.9

1985-86 -- Record 26-12, 9-9 in the SEC, NCAA Final Four

	GM	MIN	FG-FGA	PCT.		FT-FTA	PCT.	REB-AVG	PF	A	TO	BLK	STL	PTS-AVG
LSU	38	7650	1170-2327	.503		537-716	.750	1298-34.2	657	577	549	75	306	2877-75.7
Opponents	38	7650	1113-2257	.493		453-645	.702	1220-32.1	710	560	609	118	241	2679-70.5

Year-by-Year Team Statistics

HISTORY

1984-85 -- Record 19-10, 13-5 in the SEC, NCAA Tournament Participant

	GM	MIN	FG-FGA	PCT.	FT-FTA	PCT.	REB-AVG	PF	A	TO	BLK	STL	PTS-AVG
LSU	29	5810	875-1745	.501	379-531	.714	1020-35.2	571	468	444	65	224	2129-73.4
Opponents	29	5810	773-1636	.472	467-634	.737	918-31.3	545	361	447	62	189	2013-69.4

1983-84 -- Record 18-11, 11-7 in the SEC, NCAA Tournament Participant

	GM	MIN	FG-FGA	PCT.	FT-FTA	PCT.	REB-AVG	PF	A	TO	BLK	STL	PTS-AVG
LSU	29	5866	826-1767	.467	508-744	.656	1084-37.4	575	406	465	62	275	2160-74.5
Opponents	29	5866	770-1636	.471	533-747	.714	1079-37.2	655	366	515	82	167	2073-71.5

1982-83 -- Record 19-13, 10-8 in the SEC, NIT Participant

	GM	MIN	FG-FGA	PCT.	FT-FTA	PCT.	REB-AVG	PF	A	TO	BLK	STL	PTS-AVG
LSU	32	6475	917-1882	.487	500-753	.664	1190-37.2	663	405	465	80	272	2334-72.9
Opponents	32	6475	858-1848	.464	439-655	.670	1078-33.7	669	400	465	80	175	2155-67.3

1981-82 -- Record 14-14, 11-7 in the SEC, NIT Participant

	GM	MIN	FG-FGA	PCT.	FT-FTA	PCT.	REB-AVG	PF	A	TO	BLK	STL	PTS-AVG
LSU	28	5810	762-1589	.480	377-570	.661	825-29.8	570	302	465	30	209	1901-67.9
Opponents	28	5810	759-1485	.511	378-557	.679	994-35.5	576	389	465	81	125	1896-67.7

1980-81 -- Record 31-5, 17-1 in the SEC, SEC Champions, NCAA Final Four

	GM	MIN	FG-FGA	PCT.	FT-FTA	PCT.	REB-AVG	PF	A	TO	BLK	STL	PTS-AVG
LSU	36	6475	1098-2144	.512	653-944	.692	1323-36.7	727	527	465	62	275	2851-79.2
Opponents	36	6475	971-2060	.471	507-705	.719	1180-32.8	848	467	465	62	275	2449-68.0

1979-80 -- Record 26-6, 14-4 in the SEC, SEC Tournament Champs, NCAA Elite 8

	GM	MIN	FG-FGA	PCT.	FT-FTA	PCT.	REB-AVG	PF	A	TO	BLK	STL	PTS-AVG
LSU	32	6475	1019-2002	.509	489-689	.710	1210-37.8	669	446	465	62	275	2528-79.0
Opponents	32	6475	912-1891	.482	464-678	.684	1053-32.9	669	421	465	62	275	2288-71.5

1978-79 -- Record 23-6, 14-4 in the SEC, SEC Champions, NCAA Tournament Participant

	GM	MIN	FG-FGA	PCT.	FT-FTA	PCT.	REB-AVG	PF	A	TO	BLK	STL	PTS-AVG
LSU	29	5810	964-1852	.521	473-705	.671	1226-42.3	697	424	465	62	275	2401-82.8
OPPONENT	29	5810	820-1812	.453	528-764	.691	1006-34.7	662	325	465	62	275	2168-74.8

1977-78 -- Record 18-9, 12-6 in the SEC

	GM	MIN	FG-FGA	PCT.	FT-FTA	PCT.	REB-AVG	PF	A	TO	BLK	STL	PTS-AVG
LSU	27	5810	899-1867	.480	473-709	.667	1247-46.2	675	335	465	62	275	2271-84.1
OPPONENT	27	5810	771-1741	.443	496-703	.710	1012-37.5	645	274	465	62	275	2038-75.5

1976-77 -- Record 15-12, 8-10 in the SEC

	GM	MIN	FG-FGA	PCT.	FT-FTA	PCT.	REB-AVG	PF	A	TO	BLK	STL	PTS-AVG
LSU	27	5810	853-1879	.451	456-655	.696	1228-45.5	638	520	465	62	275	2162-80.1
Opponents	27	5810	839-1865	.449	461-652	.707	1127-41.7	600	468	465	62	275	2139-79.2

1975-76 -- Record 12-14, 5-13 in the SEC

	GM	MIN	FG-FGA	PCT.	FT-FTA	PCT.	REB-AVG	PF	A	TO	BLK	STL	PTS-AVG
LSU	26	5810	877-1854	.473	392-587	.668	1126-43.3	593	538	465	62	275	2146-82.5
Opponents	26	5810	843-1857	.454	428-632	.677	1146-44.1	576	410	465	62	275	2114-81.3

1974-75 -- Record 10-16, 6-12 in the SEC

	GM	MIN	FG-FGA	PCT.	FT-FTA	PCT.	REB-AVG	PF	A	TO	BLK	STL	PTS-AVG
LSU	26	5810	889-1939	.459	392-559	.701	1092-42.0	583	616	465	62	275	2170-83.5
Opponents	26	5810	952-1967	.484	427-587	.729	1226-47.2	578	499	465	62	275	2331-89.7

1973-74 -- Record 12-14, 6-12 in the SEC

	GM	MIN	FG-FGA	PCT.	FT-FTA	PCT.	REB-AVG	PF	A	TO	BLK	STL	PTS-AVG
LSU	26	5810	864-1771	.488	401-568	.706	1106-42.5	639	449	465	62	275	2129-81.9
Opponents	26	5810	796-1781	.447	457-664	.710	1140-43.9	462	330	465	62	275	2047-78.7

1972-73 -- Record 14-10, 9-9 in the SEC

	GM	MIN	FG-FGA	PCT.	FT-FTA	PCT.	REB-AVG	PF	A	TO	BLK	STL	PTS-AVG
LSU	24	5810	711-1472	.483	398-553	.720	954-39.8	520	336	465	62	275	1820-75.8
Opponents	24	5810	726-1602	.453	360-522	.689	1000-41.7	526	362	465	62	275	1812-75.5

1971-72 -- Record 10-16, 6-12 in the SEC

	GM	MIN	FG-FGA	PCT.	FT-FTA	PCT.	REB-AVG	PF	A	TO	BLK	STL	PTS-AVG
LSU	26	5810	780-1639	.476	440-660	.667	1113-42.8	554-27	413	465	62	275	2000-76.9
Opponents	26	5810	807-1786	.452	521-728	.716	1152-44.3	496-21	---	465	62	275	2135-82.1

1970-71 -- Record 14-12, 10-8 in the SEC

	GM	MIN	FG-FGA	PCT.	FT-FTA	PCT.	REB-AVG	PF	A	TO	BLK	STL	PTS-AVG
LSU	26	5810	897-1725	.520	433-664	.652	1197-46.0	471	440	465	62	275	2227-85.6
Opponents	26	5810	874-1985	.440	441-608	.752	1140-43.8	497	---	465	62	275	2189-84.1

1969-70 -- Record 22-10, 13-5 in the SEC, NIT Semifinalist

	GM	MIN	FG-FGA	PCT.	FT-FTA	PCT.	REB-AVG	PF	A	TO	BLK	STL	PTS-AVG
LSU	32	6475	1159-2403	.482	667-917	.727	1691-52.8	660	450	465	62	275	2985-93.3
Opponents	32	6475	1117-2497	.447	626-928	.675	1485-46.4	670	---	465	62	275	2860-89.4

Year-by-Year Team Statistics

1968-69 -- Record 13-13, 7-11 in the SEC

	GM	FG-FGA	PCT.	FT-FTA	PCT.	REB-AVG.	PF	A	PTS-AVG
LSU	26	935-1949	.480	446-653	.683	1197-46.0	502	334	2316-89.1
Opponents	26	903-2003	.451	469-671	.699	1326-51.0	503	---	2275-87.5

1967-68 -- Record 14-12, 8-10 in the SEC

	GM	FG-FGA	PCT.	FT-FTA	PCT.	REB-AVG.	PF	A	PTS-AVG
LSU	26	905-1933	.468	498-697	.714	1152-44.3	543	297	2308-88.7
Opponents	26	885-1939	.456	499-715	.697	1346-51.7	522	---	2239-86.1

1966-67 -- Record 3-23, 1-17 in the SEC

	GM	FG-FGA	PCT.	FT-FTA	PCT.	REB-AVG.	PF	A	PTS-AVG
LSU	26	758-1803	.420	419-621	.675	1075-43.3	501	274	1935-74.4
Opponents	26	875-1779	.492	482-668	.722	1262-48.5	469	---	2332-85.9

1965-66 -- Record 6-20, 2-14 in the SEC

	GM	FG-FGA	PCT.	FT-FTA	PCT.	REB-AVG.	PF	A	PTS-AVG
LSU	26	742-1739	.426	460-655	.702	1116-43.1	576	---	1944-74.7
Opponents	26	823-1858	.442	545-786	.693	1332-51.2	526	---	2194-84.2

1964-65 -- Record 12-14, 7-9 in the SEC

	GM	FG-FGA	PCT.	FT-FTA	PCT.	REB-AVG.	PF	A	PTS-AVG
LSU	26	730-1922	.379	466-672	.693	1298-49.9	496	---	1926-74.0
OPPONENT	26	798-1810	.440	492-661	.744	1181-49.2	504	---	2088-80.3

1963-64 -- Record 12-13, 8-6 in the SEC

	GM	FG-FGA	PCT.	FT-FTA	PCT.	REB-AVG.	PF	A	PTS-AVG
LSU	25	687-1643	.418	458-621	.737	1175-47.0	483	---	1832-73.2
Opponents	25	666-1680	.396	476-666	.714	1148-45.9	480	---	1811-72.4

1962-63 -- Record 12-12, 5-9 in the SEC

	GM	FG-FGA	PCT.	FT-FTA	PCT.	REB-AVG.	PF	A	PTS-AVG
LSU	24	603-1598	.377	394-557	.707	1131-47.1	402	---	1602-66.7
Opponents	24	596-1547	.386	473-704	.671	1134-47.2	440	---	1678-69.9

1961-62 -- Record 11-14, 6-8 in the SEC

	GM	FG-FGA	PCT.	FT-FTA	PCT.	REB-AVG.	PF	A	PTS-AVG
LSU	24	647-1586	.407	320-522	.613	1130-47.0	540	---	1614-67.2
Opponents	24	556-1409	.387	473-704	.671	1105-46.0	403	---	1585-66.0

1960-61 -- Record 14-11, 7-7 in the SEC

	GM	FG-FGA	PCT.	FT-FTA	PCT.	REB-AVG.	PF	A	PTS-AVG
LSU	25	609-1560	.390	385-544	.700	1075-43.0	---	---	1603-64.1
Opponents	25	600-1574	.370	427-615	.690	1124-44.9	---	---	1627-65.0

1959-60 -- Record 14-11, 7-7 in the SEC

	GM	FG-FGA	PCT.	FT-FTA	PCT.	REB-AVG.	PF	A	PTS-AVG
LSU	23	537-1484	.350	418-622	.650	968-42.0	487	---	1501-65.2
Opponents	23	556-1409	.410	488-694	.700	1127-44.6	438	---	1703-74.0

1958-59 -- Record 10-15, 2-12 in the SEC

	GM	FG-FGA	PCT.	FT-FTA	PCT.	REB-AVG.	PF	A	PTS-AVG
LSU	25	651-1771	.367	381-596	.639	---	498	---	1682-67.2
OPPONENT	25	656-1786	.367	486-717	.677	---	432	---	1788-71.5

1957-58 -- Record 7-18, 3-11 in the SEC

	GM	FG-FGA	PCT.	FT-FTA	PCT.	REB-AVG.	PF	A	PTS-AVG
LSU	25	583-1835	.320	412-659	.620	968-38.7	530	---	1576-63.0
Opponents	25	677-1907	.350	429-741	.540	1306-52.2	477	---	1848-73.5

1956-57 -- Record 6-19, 1-13 in the SEC

	GM	FG-FGA	PCT.	FT-FTA	PCT.	REB-AVG.	PF	A	PTS-AVG
LSU	25	637-1863	.340	451-691	.650	1096-43.8	530	---	1576-63.0
Opponents	25	670-1801	.370	603-863	.700	1305-52.2	419	---	1943-77.7

1955-56 -- Record 7-17, 5-9 in the SEC

	GM	FG-FGA	PCT.	FT-FTA	PCT.	REB-AVG.	PF	A	PTS-AVG
LSU	24	654-1803	.360	501-759	.660	1100-45.8	534	---	1809-75.4
Opponents	24	724-1915	.380	565-881	.640	1260-52.5	450	---	2013-83.9

1954-55 -- Record 6-18, 3-11 in the SEC

	GM	FG-FGA	PCT.	FT-FTA	PCT.	REB-AVG.	PF	A	PTS-AVG
LSU	24	562-1731	.324	473-724	.653	1115-46.5	462	---	1601-66.7
Opponents	24	652	---	498-789	.631	---	430	---	1802-75.1

1953-54 -- Record 20-5, 14-0 in the SEC

	GM	FG-FGA	PCT.	FT-FTA	PCT.	REB-AVG.	PF	A	PTS-AVG
LSU	25	678-1802	.376	519-742	.699	---	---	---	1875-75.0
Opponents	25	503	---	514-784	.655	---	---	---	1514-60.5

Since 1974-75 (Lineups compiled based on most starts and lineups at end of season)

2013

G Anthony Hickey	So.	11.2 ppg	3.7 rpg
G Andre Stringer	Jr.	10.4 ppg	2.1 rpg
G C. Carmouche	Sr.	10.7 ppg	3.6 rpg
C Andrew Del Piero	Sr.	4.3 ppg	3.1 rpg
F J. O'Bryant III	So.	13.6 ppg	8.7 rpg

2012

G Anthony Hickey	Fr.	8.9 ppg	3.8 rpg
G Andre Stringer	So.	10.1 ppg	2.7 rpg
C Justin Hamilton	Jr.	12.9 ppg	7.2 rpg
F Ralston Turner	So.	9.1 ppg	3.0 rpg
F Johnny O'Bryant III	Fr.	8.5 ppg	6.7 rpg

2011

G Andre Stringer	Fr.	11.2 ppg	2.6 rpg
G Ralston Turner	Fr.	12.3 ppg	2.6 rpg
F Matt Derenbecker	Fr.	6.5 ppg	2.1 rpg
F Storm Warren	Jr.	7.7 ppg	5.7 rpg
F Malcolm White	Jr.	7.6 ppg	5.1 rpg

2010

G Bo Spencer	So.	14.5 ppg	2.5 rpg
G Chris Bass	So.	2.3 ppg	2.4 rpg
G Aaron Dotson	Fr.	3.2 ppg	1.3 rpg
F Storm Warren	So.	11.8 ppg	7.2 rpg
F Tasmin Mitchell	Jr.	16.8 ppg	9.4 rpg

2009

G Marcus Thornton	Sr.	21.1 ppg	5.5 rpg
G Bo Spencer	So.	11.4 ppg	2.9 rpg
G Garrett Temple	Sr.	7.1 ppg	4.5 rpg
C Chris Johnson	Sr.	7.7 ppg	7.2 rpg
F Tasmin Mitchell	Jr.	16.4 ppg	7.2 rpg

2008

G Marcus Thornton	Jr.	19.6 ppg	5.6 rpg
G Garrett Temple	Jr.	6.4 ppg	4.2 rpg
G Terry Martin	Jr.	8.3 ppg	2.5 rpg
F Anthony Randolph	Fr.	15.6 ppg	8.5 rpg
C Chris Johnson	Jr.	11.6 ppg	6.6 rpg

2007

G Garrett Temple	So.	8.6 ppg	3.7 rpg
G Terry Martin	So.	10.5 ppg	2.8 rpg
F Darnell Lazare	Sr.	7.4 ppg	4.5 rpg
F Tasmin Mitchell	So.	14.5 ppg	5.9 rpg
F Glen Davis	Jr.	17.7 ppg	10.4 rpg

2006

G Darrell Mitchell	Sr.	16.8 ppg	3.7 rpg
G Garrett Temple	Fr.	5.1 ppg	2.6 rpg
F Tasmin Mitchell	Fr.	11.4 ppg	5.6 rpg
F Glen Davis	So.	18.6 ppg	9.7 rpg
F Tyrus Thomas	Fr.	12.3 ppg	9.2 rpg

2005

G Tack Minor	Jr.	10.8 ppg	3.9 rpg
G Antonio Hudson	Jr.	13.1 ppg	3.2 rpg
G Darrell Mitchell	Jr.	13.1 ppg	2.6 rpg
F Brandon Bass	So.	17.3 ppg	9.1 rpg
F Glen Davis	Fr.	13.5 ppg	8.8 rpg

2004

G Xavier Whipple	So.	4.1 ppg	2.4 rpg
G Antonio Hudson	So.	10.2 ppg	3.9 rpg
F Brandon Bass	Fr.	12.8 ppg	7.4 rpg
F Jaime Lloreda	Sr.	16.9 ppg	11.6 rpg
F Regis Koundia	So.	3.9 ppg	3.6 rpg

2003

G Torris Bright	Sr.	11.1 ppg	3.1 rpg
G Collis Temple III	Sr.	10.8 ppg	3.5 rpg
G Antonio Hudson	Fr.	7.5 ppg	2.9 rpg
F Ronald Dupree	Sr.	15.8 ppg	7.8 rpg
F Jaime Lloreda	Jr.	12.3 ppg	9.0 rpg

2002

G Torris Bright	Jr.	13.4 ppg	3.8 rpg
G Jermaine Williams	So.	6.3 ppg	4.6 rpg
G Collis Temple III	Jr.	13.4 ppg	6.0 rpg
F Ronald Dupree	Jr.	16.2 ppg	8.5 rpg
F Brad Bridgewater	Jr.	6.7 ppg	3.9 rpg

2001

G Torris Bright	So.	10.8 ppg	2.8 rpg
G Collis Temple III	So.	14.1 ppg	4.6 rpg
F Ronald Dupree	So.	17.3 ppg	8.8 rpg
F Brian Beshara	Sr.	11.2 ppg	6.0 rpg
F Jermaine Williams	Fr.	7.4 ppg	3.9 rpg

2000

G Torris Bright	Fr.	10.0 ppg	3.7 rpg
G Lamont Roland	Jr.	10.9 ppg	4.6 rpg
F Brian Beshara	Jr.	11.0 ppg	5.1 rpg
F Jabari Smith	Sr.	12.5 ppg	8.8 rpg
F Stomile Swift	So.	16.2 ppg	8.2 rpg

1999

G Maurice Carter	Sr.	17.3 ppg	5.7 rpg
G Willie Anderson	Sr.	7.3 ppg	2.9 rpg
F Brian Beshara	So.	11.0 ppg	5.3 rpg
F Jabari Smith	Jr.	12.7 ppg	9.7 rpg
F Stomile Swift	Fr.	7.6 ppg	4.3 rpg

1998

G Maurice Carter	Jr.	14.4 ppg	3.7 rpg
G Willie Anderson	Jr.	12.9 ppg	3.2 rpg
F DeJuan Colling	Jr.	8.8 ppg	3.7 rpg
F Rogers Washington	Jr.	9.2 ppg	4.1 rpg
F Cedric Carter	Jr.	8.1 ppg	6.1 rpg

1997

G Gene Nabors	So.	5.0 ppg	2.7 rpg
G Maurice Carter	Fr.	9.8 ppg	2.3 rpg
F Duane Spencer	Sr.	15.1 ppg	7.7 rpg
F Rogers Washington	So.	8.4 ppg	4.3 rpg
F Nick Sheppard	So.	7.1 ppg	5.7 rpg

1996

G Gene Nabors	Fr.	5.2 ppg	4.2 rpg
G Ronnie Henderson	Jr.	21.8 ppg	4.7 rpg
F Roman Rubchenko	Sr.	11.2 ppg	6.9 rpg
F Duane Spencer	Jr.	7.9 ppg	5.7 rpg
G Deuce Ford	Jr.	11.5 ppg	5.4 rpg

1995

G Randy Livingston	Fr.	14.0 ppg	4.0 rpg
G Ronnie Henderson	So.	23.3 ppg	5.3 rpg
F Clarence Caesar	Sr.	12.6 ppg	7.0 rpg
F Landers Nolley	Jr.	10.7 ppg	4.7 rpg
F Roman Rubchenko	Jr.	9.8 ppg	5.9 rpg

1994

G Jaime Brandon	Jr.	16.5 ppg	5.7 rpg
G Andre' Owens	Sr.	9.0 ppg	1.6 rpg
G Sean Gipson	Sr.	5.7 ppg	5.1 rpg
F Clarence Carter	Jr.	14.6 ppg	6.3 rpg
F Lenear Burns	Sr.	9.3 ppg	5.4 rpg

1993

G Mike Hansen	Sr.	5.9 ppg	1.0 rpg
C Geert Hammink	Sr.	15.3 ppg	10.2 rpg
G Sean Gipson	Jr.	9.2 ppg	4.9 rpg
F Andre' Owens	Jr.	8.1 ppg	1.9 rpg
F Clarence Caesar	Jr.	9.8 ppg	6.2 rpg

1992

G Justin Anderson	Sr.	7.4 ppg	2.5 rpg
G Jamie Brandon	Fr.	10.5 ppg	2.5 rpg
C Shaquille O'Neal	Jr.	24.1 ppg	14.0 rpg
F Vernel Singleton	Sr.	14.3 ppg	6.6 rpg
F Clarence Caesar	So.	11.5 ppg	4.8 rpg

1991

G Mike Hansen	So.	12.7 ppg	2.2 rpg
G T.J. Pugh	Jr.	6.6 ppg	3.7 rpg
G Shawn Griggs	Fr.	8.9 ppg	3.8 rpg
C Shaquille O'Neal	So.	27.6 ppg	14.7 rpg
F Vernel Singleton	Jr.	15.2 ppg	5.9 rpg

1990

G Chris Jackson	So.	27.8 ppg	2.5 rpg
G Maurice Williamson	Fr.	12.2 ppg	2.3 rpg
C Shaquille O'Neal	Fr.	13.9 ppg	12.0 rpg
F Wayne Sims	Jr.	7.8 ppg	4.8 rpg
F Stanley Roberts	Fr.	14.1 ppg	9.8 rpg

1989

G Chris Jackson	Fr.	30.2 ppg	3.4 rpg
G Lyle Morton	So.	8.2 ppg	3.2 rpg
F Wayne Sims	So.	13.3 ppg	7.6 rpg
F Vernel Singleton	Fr.	10.8 ppg	7.8 rpg
F Ricky Blanton	Sr.	20.3 ppg	8.2 rpg

1988

G Daryle Joe	So.	11.9 ppg	2.7 rpg
G Fess Irvin	Sr.	3.6 ppg	1.3 rpg
F Ricky Blanton	Jr.	17.0 ppg	8.8 rpg
F Jose Vargas	Sr.	14.5 ppg	8.2 rpg
F Bernard Woodside	Sr.	5.8 ppg	4.2 rpg

1987

G Daryl Joe	Fr.	8.4 ppg	2.9 rpg
G Oliver Brown	Sr.	6.5 ppg	7.3 rpg
F Nikita Wilson	Sr.	15.6 ppg	7.0 rpg
F Bernard Woodside	Jr.	6.9 ppg	4.0 rpg
F Anthony Wilson	Sr.	16.6 ppg	3.6 rpg

1986

G Derrick Taylor	Sr.	13.8 ppg	1.7 rpg
G Don Redden	Sr.	13.0 ppg	4.8 rpg
C Ricky Blanton	So.	6.3 ppg	4.9 rpg
F John Williams	So.	17.8 ppg	8.5 rpg
F Jose Vargas	So.	3.0 ppg	2.5 rpg

1985

G Don Redden	Jr.	9.7 ppg	2.9 rpg
G Derrick Taylor	Jr.	9.1 ppg	1.7 rpg
F Nikita Wilson	So.	15.0 ppg	6.9 rpg
F John Williams	Fr.	13.4 ppg	6.6 rpg
F Jerry Reynolds	Jr.	11.0 ppg	6.1 rpg

1984

G Derrick Taylor	So.	13.4 ppg	1.7 rpg
G John Tudor	Sr.	8.2 ppg	3.6 rpg
C Leonard Mitchell	Sr.	11.9 ppg	7.3 rpg
F Jerry Reynolds	So.	14.2 ppg	8.2 rpg
F Nikita Wilson	Fr.	6.0 ppg	5.2 rpg

1983

G Johnny Jones	Jr.	6.5 ppg	4.0 rpg
G John Tudor	Jr.	6.7 ppg	3.1 rpg
F Howard Carter	Sr.	17.6 ppg	4.7 rpg
C Leonard Mitchell	Jr.	14.7 ppg	9.1 rpg
F Jerry Reynolds	Fr.	10.6 ppg	6.2 rpg

1982

G Derrick Taylor	So.	13.4 ppg	1.7 rpg
G Johnny Jones	So.	5.0 ppg	1.1 rpg
G John Tudor	So.	2.7 ppg	2.9 rpg
C Leonard Mitchell	So.	13.9 ppg	7.6 rpg
F Howard Carter	Jr.	16.7 ppg	5.6 rpg

1981

G Ethan Martin	Sr.	11.5 ppg	2.9 rpg
G Howard Carter	So.	16.0 ppg	4.1 rpg
C Grey Cook	Sr.	9.2 ppg	5.3 rpg
F Durand Macklin	Sr.	15.9 ppg	9.8 rpg
F Leonard Mitchell	Fr.	10.8 ppg	7.2 rpg

1980

G Ethan Martin	Jr.	11.9 ppg	1.9 rpg
G Howard Carter	Fr.	10.5 ppg	3.4 rpg
C Grey Cook	Jr.	4.4 ppg	5.8 rpg
F Durand Macklin	Jr.	17.6 ppg	9.7 rpg
F DeWayne Scales	Jr.	16.3 ppg	7.9 rpg

1979

G Al Green	Sr.	17.7 ppg	3.4 rpg
G Ethan Martin	So.	9.7 ppg	2.5 rpg
C Lionel Green	Sr.	9.7 ppg	11.1 rpg
F DeWayne Scales	So.	19.4 ppg	9.1 rpg
F Greg Cook	So.	6.3 ppg	6.3 rpg

1978

G Kenny Higgs	Sr.	13.7 ppg	2.2 rpg
G Jordy Hultberg	So.	9.7 ppg	2.1 rpg
C Lionel Green	Jr.	5.2 ppg	7.2 rpg
F Durand Macklin	So.	19.0 ppg	10.6 rpg
F DeWayne Scales	Fr.	12.8 ppg	9.4 rpg

1977

G Kenny Higgs	Jr.	17.7 ppg	3.0 rpg
G Jordy Hultberg	Fr.	12.8 ppg	2.2 rpg
C Greg Cook	Fr.	11.5 ppg	9.2 rpg
F Bob Miller	Sr.	8.9 ppg	2.3 rpg
F Durand Macklin	Fr.	14.8 ppg	11.8 rpg

1976

G Kenny Higgs	So.	22.2 ppg	3.5 rpg
G Donald Newman	Fr.	5.5 ppg	2.3 rpg
C Floyd Bailey	So.	11.5 ppg	8.1 rpg
F Ed LeBlanc	Sr.	10.7 ppg	10.4 rpg
F Lionel Green	Fr.	5.4 ppg	6.3 rpg

1975

G Kenny Higgs	Fr.	21.7 ppg	10.0 rpg
G Mike Darnall	Sr.	6.3 ppg	4.1 rpg
C Ed LeBlanc	Jr.	13.7 ppg	9.9 rpg
F Randy Herring	Sr.	5.6 ppg	3.8 rpg
F Glenn Hansen	Sr.	21.7 ppg	10.0 rpg

1942-43

LSU 101, Camp Livingston 50 (H)

1951-52

LSU 103, Mississippi State 78 (H) - Jan. 14, 1952

1952-53

LSU 124, Southwestern (Tenn.) 33 (H) - Dec. 8, 1952
LSU 100, Villanova 94 (Sugar Bowl-NO) - Dec. 29, 1952

1953-54

LSU 128, Louisiana College 74 (H) - Dec. 7, 1953
LSU 100, Georgia 53 (H) - Jan. 9, 1954

1955-56

LSU 100, Ole Miss 76 (H) - Feb. 6, 1956

1967-68

Florida State 130, LSU 100 (Milw. Cl.) - Dec. 16, 1967
LSU 111, Mississippi St. 87 (H) - Dec. 22, 1967
LSU 100, Tulane 91 (A) - Jan. 11, 1968
LSU 104, Clemson 81 (H) - Jan. 24, 1968

1968-69

LSU 109, Loyola (N.O.) 82 (A) - Dec. 2, 1968
LSU 101, Oklahoma City 85 (A) - Dec. 28, 1968
LSU 120, Pittsburgh 79 (H) - Jan. 31, 1969

1969-70

LSU 100, Loyola (N.O.) 87 (H) - Dec. 9, 1969
LSU 109, Vanderbilt 86 (H) - Dec. 11, 1969
LSU 111, Clemson 103 (A) - Dec. 20, 1969
LSU 109, Ole Miss 86 (H) - Jan. 31, 1970
LSU 109, Mississippi State 91 (H) - Feb. 2, 1970
Alabama 106, LSU 104 (A) - Feb. 7, 1970
LSU 127, Tulane 114 (H) - Feb. 9, 1970
Kentucky 121, LSU 105 (H) - Feb. 21, 1970
LSU 103, Ole Miss 90 (A) - Feb. 28, 1970

1970-71

LSU 109, Loyola (N.O.) 103 (A) - Dec. 1, 1970
LSU 106, Auburn 92 (A) - Jan. 9, 1971
LSU 107, Alabama 78 (H) - Feb. 6, 1971
LSU 114, Auburn 94 (H) - Feb. 15, 1971

1971-72

LSU 103, Loyola (N.O.) 85 (H) - Jan. 8, 1972

1972-73

LSU 107, Southern Miss 79 (H) - Feb. 19, 1973

1973-74

LSU 105, Iona 78 (H) - Dec. 22, 1973
LSU 102, Boston University 64 (H) - Dec. 30, 1973
LSU 102, Florida 81 (H) - Feb. 9, 1974

1974-75

LSU 105, Duke 95 (Carolina Classic) - Dec. 20, 1974
LSU 113, St. Peter's 101 (H) - Dec. 27, 1974

1975-76

LSU 109, CCNY 73 (La. Classic) (H) - Nov. 28, 1975
LSU 100, Ole Miss 75 (H) - Jan. 10, 1976

1976-77

LSU 100, Samford 89 (H) - Dec. 6, 1976
LSU 101, Montana State 80 (H) - Dec. 27, 1976
Tennessee 108, LSU 102 (H) - Jan. 15, 1977

1977-78

LSU 120, Tulane 88 (H) - Dec. 7, 1977
LSU 121, Tennessee 87 (H) - Jan. 9, 1978
LSU 101, Tennessee 86 (A) - Feb. 6, 1978
LSU 101, Auburn 85 (OT) (A) - Feb. 20, 1978
LSU 103, Alabama 85 (H) - March 6, 1978

1978-79

LSU 112, St. Francis 81 (H) - Nov. 24, 1978
LSU 109, Tulane 85 (H) - Dec. 4, 1978
LSU 100, Colgate 73 (H) - Dec. 29, 1978

1979-80

LSU 112, Florida 81 (H) - Dec. 1, 1979
LSU 104, New Orleans 78 (H) - Dec. 3, 1979
LSU 103, Maine 81 (H) - Dec. 15, 1979

1980-81

LSU 119, Tulane 81 (H) - Dec. 6, 1980
LSU 100, UNC-Wilmington 68 (H) - Dec. 29, 1980
LSU 100, Lamar 78 (NCAA) (A) - March 14, 1981

1982-83

LSU 115, Cleveland State 77 (H) - Dec. 18, 1982

1983-84

LSU 104, U.S. Inter. 66 (H) - Jan. 16, 1984

1984-85

LSU 102, Loyola (IL) 96 (H) - Nov. 28, 1984
LSU 103, Utah State 71 (H) - Dec. 28, 1984

1985-86

LSU 101, Hawaii-Pacific 89 (A) - Dec. 1, 1985

1986-87

LSU 117, Illinois-Chicago 84 (N) - Dec. 30, 1986

1988-89

Louisiana Tech 111, LSU 109 (OT) (H) - Dec. 6, 1988
LSU 111, Florida 101 (A) - Dec. 10, 1988
LSU 128, Tennessee-Martin 89 (H) - Dec. 20, 1988
Illinois 127, LSU 100 (H) - Dec. 22, 1988
LSU 101, Morehead State 88 (N) - Dec. 28, 1988
LSU 104, Auburn 77 (H) - Jan. 7, 1989
LSU 105, Ole Miss 75 (H) - Feb. 1, 1989
LSU 104, Auburn 91 (A) - Feb. 8, 1989
LSU 122, Tennessee 106 (H) - Feb. 11, 1989
Ole Miss 113, LSU 112 (OT) (A) - Feb. 4, 1989

1989-90

LSU 116, Lamar 76 (H) - Dec. 4, 1989
LSU 100, Hardin Simmons 66 (H) - Dec. 30, 1989
LSU 124, Texas 113 (N-Houston) - Jan. 2, 1990
LSU 111, Tennessee 94 (H) - Jan. 8, 1990
LSU 101, Vanderbilt 72 (H) - Jan. 16, 1990
LSU 107, UNLV 105 (H) - Jan. 28, 1990
LSU 148, Loyola Marymount 141 (OT) (H) - Feb. 3, 1990
LSU 119, Tennessee 113 (A) - Feb. 10, 1990
LSU 121, Vanderbilt 108 (A) - Feb. 18, 1990
LSU 103, Ole Miss 94 (H) - March 3, 1990

1990-91

LSU 117, Southeastern Louisiana 68 (H) - Nov. 26, 1990
LSU 101 Texas 87 (H) - Nov. 30, 1990
LSU 101, Chapman 68 (H) - Dec. 7, 1990
LSU 122, Loyola Marymount 114 (H) - Dec. 20, 1990
LSU 118, Nicholls State 76 (H) - Dec. 29, 1990
LSU 107, Kentucky 88 (H) - Feb. 5, 1991
LSU 119, Tennessee 87 (H) - Feb. 23, 1991

1991-92

LSU 101, Louisiana-Lafayette 64 (H) - Dec. 17, 1991
LSU 159, Northern Arizona 86 (H) - Dec. 28, 1991
LSU 123, Nicholls State 61 (H) - Dec. 30, 1991
LSU 115, McNeese State 67 (H) - Jan. 20, 1992
LSU 100, Ole Miss 69 (H) - Feb. 25, 1992

1993-94

LSU 100, Winthrop 71 (H) - Dec. 28, 1993
Arkansas 108, LSU 105 (OT) (H) - March 2, 1994

1994-95

Southeastern Louisiana 106, LSU 80 (H) - Nov. 25, 1994
LSU 127, George Mason 104 (H) - Dec. 3, 1994
LSU 113, Troy 78 (H) - Dec. 6, 1994
LSU 105, Georgia State 70 (H) - Dec. 28, 1994

1995-96

LSU 109, Southern 100 (H) - Nov. 29, 1995
LSU 104, Louisiana College 65 (H) - Dec. 23, 1995

1999-00

LSU 112, Grambling State 37 (H) - Nov. 20, 1999
LSU 103, Wyoming 86 (N) - Nov. 27, 1999

2002-03

LSU 112, Centenary 65 (H) - Jan. 15, 2003

2004-05

LSU 113, Ohio State 101 (2OT) (H) - Jan. 15, 2005

2005-06

LSU 104, Nicholls State 57 (H) - Nov. 21, 2005

2012-13

LSU 102, Northwestern State 95 (H) - Nov. 20, 2012

More 100 Point Facts

- LSU record when LSU scores 100 or more points: 97-8 (.924)
- LSU has won 35 of the last 36 games when scoring 100 or more points, including the last 12.
- LSU record when opponents score 100 points or more: 14-76 (.156)
- LSU record when both teams score 100 points in the same game: 16-9 (.640)

DATE	SCORE	SITE
01/13/41	Alabama 36, LSU 32	Tuscaloosa, Ala.
02/27/42	Alabama 45, LSU 31	Louisville, Ky.
03/04/50	Tennessee 81, LSU 79	Knoxville, Tenn.
01/08/55	Georgia 76, LSU 70	Athens, Ga.
02/12/55	Georgia Tech 79, LSU 72	Baton Rouge
12/08/56	Loyola (N.O.) 77, LSU 73	Baton Rouge
01/18/57	Tulane 66, LSU 64	Baton Rouge
12/10/59	Loyola (N.O.) 66, LSU 65	Baton Rouge
1960-61	Duke 80, LSU 74	Durham, N.C.
1960-61	LSU 73, Texas Tech 69	Lubbock, Texas
1960-61	Furman 56, LSU 55 (3ot)	Greenville, S.C.
12/21/61	Arkansas 84, LSU 81	Shreveport
01/07/63	Georgia 76, LSU 67	Athens, Ga.
01/12/63	LSU 61, Tennessee 60	Baton Rouge
12/09/66	Loyola (N.O.) 87, LSU 86 (2ot)	New Orleans
01/14/67	Alabama 76, LSU 74	Tuscaloosa, Ala.
02/10/68	LSU 93, Florida 92	Baton Rouge
12/14/68	Tulane 101, LSU 99 (2ot)	Baton Rouge
12/18/68	LSU 93, Florida 89	Baton Rouge
02/01/69	Ole Miss 84, LSU 81	Baton Rouge
03/08/69	LSU 90, Georgia 80 (2ot)	Athens, Ga.
01/02/71	USC 80, LSU 76	Los Angeles, Calif.
02/12/72	Alabama 103, LSU 99 (4ot)	Tuscaloosa, Ala.
01/19/74	Alabama 80, LSU 79	Baton Rouge
02/16/74	Miss. State 87, LSU 84	Baton Rouge
02/22/75	LSU 96, Georgia 90	Baton Rouge
02/05/77	Alabama 77, LSU 70	Baton Rouge
01/02/78	Miss. State 84, LSU 82	Starkville, Miss.
02/11/78	LSU 95, Kentucky 94	Baton Rouge
02/20/78	LSU 101, Auburn 95	Auburn, Ala.
01/20/79	LSU 70, Ole Miss 69	Oxford, Miss.
02/10/79	LSU 88, Florida 82	Gainesville, Fla.
01/12/80	Georgia 73, LSU 72 (2ot)	Athens, Ga.
02/06/80	LSU 68, Alabama 66	Tuscaloosa, Ala.
02/24/80	Kentucky 76, LSU 74	Baton Rouge
11/28/81	UNLV 83, LSU 79	Las Vegas, Nev.
03/11/83	Tennessee 74, LSU 71 (SEC Tour.)	Birmingham, Ala.
03/16/83	New Orleans 99, LSU 94 (NIT)	Baton Rouge
02/04/84	LSU 69, Georgia 68	Baton Rouge
02/06/84	LSU 61, Tennessee 59	Baton Rouge
02/17/84	Alabama 51, LSU 49	Tuscaloosa, Ala.
03/11/84	Alabama 72, LSU 70	Nashville, Tenn.
03/13/86	LSU 94, Purdue 87 (2ot-NCAA)	Baton Rouge
01/10/87	Georgia 64, LSU 63	Baton Rouge
02/04/87	LSU 82, Ole Miss 75	Baton Rouge
03/07/87	LSU 89, Georgia 88 (2ot-SEC Tour.)	Atlanta, Ga.
01/09/88	LSU 69, Ole Miss 61	Oxford, Miss.
12/06/88	La. Tech 111, LSU 109	Baton Rouge
03/04/89	Ole Miss 113, LSU 112	Oxford, Miss.
01/04/90	Miss. St. 87, LSU 80	Starkville, Miss.
01/24/90	Georgia 94, LSU 92	Baton Rouge
02/03/90	LSU 148, Loyola Marymount 141	Baton Rouge
03/03/92	Arkansas 106, LSU 92	Fayetteville, Ark.
01/13/93	LSU 84, Miss. State 76	Starkville, Miss.
12/04/93	LSU 95, Nicholls St. 90	Baton Rouge
03/02/94	Arkansas 108, LSU 105	Baton Rouge
01/21/95	LSU 87, Ole Miss 81	Baton Rouge
12/07/96	Louisville 93, LSU 87	Anaheim, Calif.
01/07/97	LSU 88, Florida 82	Baton Rouge
12/19/98	LSU 63, Texas 61	Baton Rouge
02/10/99	Alabama 72, LSU 71 (3ot)	Tuscaloosa, Ala.
02/13/01	Florida 91, LSU 74	Baton Rouge
02/28/01	LSU 78, Ole Miss 77	Baton Rouge
11/23/01	Weber State 75, LSU 74	Hilo, Hawaii
02/13/02	LSU 68, Miss. State 65	Baton Rouge
12/18/04	Southern Miss 88, LSU 84	Biloxi, Miss.
01/15/05	LSU 113, Ohio State 101 (2ot)	Baton Rouge
01/19/05	LSU 66, Arkansas 63	Baton Rouge
03/12/05	Kentucky 79, LSU 78 (SEC Tour.)	Atlanta, Ga.



Tyrus Thomas dunks on a Texas defender in the 70-60 overtime win to advance to the Final Four of the 2006 NCAA Tournament.

11/26/05	LSU 71, West Virginia 68	Morgantown, WVa.
03/25/06	LSU 70, Texas 60 (NCAA Tour.)	Atlanta, Ga.
12/10/06	Texas 76, LSU 75	Houston, Texas
03/08/07	LSU 76, Tennessee 75 (SEC Tour.)	Atlanta, Ga.
11/21/07	Arizona State 87, LSU 84	Lahaina, Maui
02/11/09	LSU 97, Miss. State 94 (2ot)	Starkville, Miss.
12/22/09	Washington State 73, LSU 72	Seattle, Wash.
12/13/10	Coastal Carolina 78, LSU 69	Baton Rouge
12/16/10	LSU 78, McNeese 66	Baton Rouge
11/23/11	South Alabama 79, LSU 75	Baton Rouge
01/17/12	LSU 65, Auburn 58	Baton Rouge
02/14/12	LSU 69, Miss. State 67	Baton Rouge
02/29/12	Tennessee 74, LSU 69	Baton Rouge
01/16/13	South Carolina 82, LSU 73	Baton Rouge
02/23/13	LSU 97, Alabama 94 (3ot)	Baton Rouge

Overtime Record	35-49 (.417)
At Home	22-20 (.524)
On Road	10-20 (.333)
Neutral	3-9 (.250)

Comeback Wins

LSU Rallies

The following are the 49 games in which LSU rallied to win from at least a 5-point halftime deficit (2013 to 1981):

DATE	OPPONENT	LSU HALFTIME DEFICIT	LSU WINS BY SCORE OF
2012-13			
Feb. 23, 2013	Alabama	-5	97-94 3 OT
Feb. 2, 2013	at Mississippi State	-14	69-68
Nov. 29, 2012	Seton Hall	-12	72-67
2011-2012			
Feb. 14, 2012	Mississippi State	-13	69-67 OT
Dec. 3, 2011	at Rutgers	-5	55-50
Nov. 29, 2011	at Houston	-8	59-58
2009-10			
Dec. 12, 2009	Northwestern State	-6	73-62
2008-09			
Feb. 18, 2009	at Arkansas	-6	72-69
Feb. 14, 2009	Ole Miss	-5	73-66
Dec. 22, 2008	McNeese State	-7	62-59
2007-08			
March 5, 2008	Alabama	-7	80-74
Nov. 20, 2007	Chaminade	-5	78-72
2006-07			
Dec. 2, 2006	at Tulane	-16	74-67
2005-06			
March 15, 2006	Iona (NCAA)	-5	80-64
Feb. 28, 2006	at South Carolina	-6	64-61
Feb. 25, 2006	Kentucky	-5	71-67
2004-05			
Feb. 24, 2005	at Auburn	-6	77-64
2003-04			
March 3, 2004	Ole Miss	-11	58-45
2001-02			
Feb. 27, 2002	Ole Miss	-7	59-56
Feb. 13, 2002	Mississippi State	-15	68-65 OT
2000-01			
Feb. 28, 2001	Ole Miss	-5	78-77 OT
1998-99			
Feb. 17, 1999	South Carolina	-9	60-56
1997-98			
Dec. 19, 1998	Texas	-10	63-61 OT
1996-97			
Jan. 8, 1997	Florida	-6	88-82 OT
Dec. 28, 1996	Fresno State	-11	79-75
Nov. 29, 1996	Iona	-7	70-60
1995-96			
Dec. 19, 1995	Centenary	-9	65-63

1994-95

Jan. 21, 1995	Ole Miss	-5	87-81 OT
Jan. 17, 1995	at Alabama	-5	74-61

1993-94

Dec. 4, 1993	Nicholls State	-7	95-90 OT
--------------	----------------	----	----------

1992-93

Jan. 2, 1993	Drake	-12	94-86
--------------	-------	-----	-------

1991-92

Jan. 3, 1992	Texas (Superdome)	-5	84-83
Nov. 22, 1991	Louisiana-Monroe	11	77-76

1989-90

Feb. 21, 1990	Alabama	-6	75-69
---------------	---------	----	-------

1988-89

Jan. 25, 1989	at Georgia	-17	80-79
Jan. 14, 1989	at Kentucky	-7	64-62

1987-88

Feb. 17, 1988	Georgia	-5	63-62
Jan. 13, 1988	at Tennessee	-7	52-51
Dec. 12, 1987	Maryland	-6	55-54

1986-87

Feb. 25, 1987	Mississippi State	-6	55-46
---------------	-------------------	----	-------

1985-86

March 15, 1986	Memphis	-6	83-81
Dec. 17, 1985	at Texas	-7	72-65

1984-85

Feb. 14, 1985	at Tennessee	-6	87-82
Jan. 12, 1985	Tennessee	-9	75-65
Dec. 30, 1984	Alabama	-6	63-61

1983-84

Feb. 4, 1984	Georgia	-12	69-68
Nov. 26, 1983	at New Orleans	-9	67-59

1980-81

March 5, 1981	Florida (SECT)	-7	83-75
Jan. 14, 1981	at Alabama	-6	59-56

LSU vs. Opponents in the PMAC SEC Schools

Alabama - 24-18
Arkansas - 13-9
Auburn - 27-14
Florida - 23-9
Georgia - 20-11
Kentucky - 15-16
Ole Miss - 34-8

Mississippi State - 23-19
Missouri - 1-0
South Carolina - 6-5
Tennessee - 17-14
Texas A&M - 2-0
Vanderbilt - 20-11

Non-Conference Opponents

Alcorn State - 2-0
Arizona - 3-0
Arkansas State - 2-0
Ball State - 0-1
Belmont - 1-0
Bethune-Cookman - 1-0
Boise State - 1-0
Boston University - 2-0
UC-Irvine - 1-0
UCLA - 0-1
UC-Santa Barbara - 1-0
Cal State Fullerton - 1-0
Cal State Los Angeles - 1-0
Campbell - 2-0
Centenary - 6-0
Central Connecticut State - 1-0
Central Michigan - 1-0
Chapman - 1-0
Cleveland State - 1-0
Coastal Carolina - 0-1
Colgate - 1-0
Connecticut - 1-0
Coppin State - 0-1
Cornell - 2-0
Delaware - 1-0
Delaware State - 1-0
DePaul - 1-1
Drake - 1-0
Duke - 0-1
Farleigh-Dickinson - 1-0
Fresno State - 1-0
George Mason - 1-0
Georgetown - 1-0
Georgia State - 1-0
Georgia Tech - 1-0
Grambling State - 3-0
Hardin-Simmons - 3-0
Houston - 4-2
Houston Baptist - 2-0
Iona - 1-0
Illinois - 0-1
Indiana State - 1-0
Jackson State - 3-1
Kansas - 0-1
Lafayette - 1-0
Lamar - 1-1
Louisiana College - 1-0
Louisiana-Lafayette - 5-0
Louisiana-Monroe - 5-0
Louisiana Tech - 1-1
Louisville - 0-1
Loyola (Chicago) - 2-0
Loyola (New Orleans) - 1-0
Loyola Marymount - 2-0
LSU-Shreveport (exh) - 1-0
Maine - 1-0
Marquette - 1-0
Marist - 2-0
Maryland - 1-0
Maryland-Baltimore Co. - 1-0
McNeese State - 20-0
Mercer - 1-0
Memphis - 1-0
Michigan - 0-1

Middle Tennessee State - 1-0
Miss. Valley State - 2-0
Montana State - 2-0
Nevada-Las Vegas - 2-0
Nevada-Reno - 1-0
New Orleans - 6-2
Niagra - 1-0
Nicholls State - 15-1
Norfolk State - 1-0
North Carolina - 0-1
North Carolina A&T - 2-0
UNC-Wilmington - 3-0
Northern Arizona - 2-0
Northern Iowa - 0-1
North Texas - 0-1
Northwestern State - 9-0
Ohio State - 1-0
Oklahoma City - 1-0
Oral Roberts - 3-1
Oregon State - 1-0
Pacific - 1-0
Prairie View A&M - 3-0
Radford - 0-1
Rice - 2-0
Robert Morris - 1-0
St. Peter's - 2-0
St. Francis (PA) - 3-0
Samford - 2-2
Sam Houston State - 1-0
Seton Hall - 1-0
South Alabama - 1-1
Southeastern Louisiana - 10-0
Southern-BR - 9-0
Southern-NO - 1-0
Southern California - 1-0
Southern Mississippi - 3-0
Southwest Texas State - 1-0
Stanford - 1-0
UT-Chattanooga - 1-0
Tennessee-Martin - 4-0
Tennessee State - 1-0
Texas - 4-1
Texas A&M CC - 1-0
Texas Christian - 0-1
Texas-El Paso - 1-0
Texas-Pan American - 3-0
Texas Southern - 1-0
Towson - 1-0
Troy - 5-0
Tulane - 11-1
U.S. International - 1-0
Utah - 1-1
Utah State - 1-0
Villanova - 0-1
Virginia - 0-1
Washington - 2-1
Washington State - 2-0
West Virginia - 0-1
Western Kentucky - 2-0
Wichita State - 0-2
Winthrop - 1-0
Wright State - 1-0
Wyoming - 1-0
Xavier - 1-1



Year-by-Year at Maravich Assembly Center

YEAR	GAMES	RECORD	SEC	NON-CONF.
1971-72	12	8-4	5-4	3-0
1972-73	12	8-4	5-4	3-0
1973-74	14	9-5	4-5	5-0
1974-75	12	6-6	4-5	2-1
1975-76	16	10-6	4-5	6-1
1976-77	16	11-5	5-4	6-1
1977-78	15	11-4	7-2	4-2
1978-79	14	13-1	8-1	5-0
1979-80	14	12-2	7-2	5-0
1980-81	15	15-0	9-0	6-0
1981-82	13	9-4	7-2	2-2
1982-83	15	11-4	6-3	5-1
1983-84	14	12-2	8-1	4-1
1984-85	15	13-2	8-1	5-1
1985-86	16	13-3	6-3	7-0
1986-87	16	10-6	5-4	5-2
1987-88	15	11-4	7-4	4-0
1988-89	16	11-5	7-2	4-3
1989-90	18	16-2	8-1	8-1
1990-91	16	15-1	8-1	7-0
1991-92	16	12-4	6-2	6-2
1992-93	17	15-2	6-2	9-0
1993-94	14	8-6	3-5	5-1
1994-95	16	9-7	3-5	6-2
1995-96	18	11-7	3-5	8-2
1996-97	15	9-6	3-5	6-1
1997-98	16	8-8	1-7	7-1
1998-99	16	12-4	4-4	8-0
1999-00	16	15-1	7-1	8-0
2000-01	16	9-7	1-7	8-0
2001-02	17	12-5	4-4	8-1
2002-03	18	16-2	6-2	10-0
2003-04	15	12-3	5-3	7-0
2004-05	15	14-1	8-0	6-1
2005-06	16	14-2	8-0	6-2
2006-07	18	14-4	5-3	9-1
2007-08	15	9-6	3-5	6-1
2008-09	21	19-2	7-1	12-1
2009-10	18	11-7	2-6	9-1
2010-11	18	8-10	1-7	7-3
2011-12	15	11-4	6-2	5-2
2012-13	17	14-3	6-3	8-0
TOTALS	657	486-171	226-133	260-38
42 YEARS		.740	.629	.872

Maravich Center Attendance

Home Attendance at the PMAC

YEAR	GAMES	ATTENDANCE	AVERAGE
1971-72	12	93,876	7,823
1972-73	12	110,881	9,240
1973-74	14	144,105	10,293
1974-75	12	99,589	8,299
1975-76	16	124,362	7,773
1976-77	16	133,636	8,352
1977-78	15	148,423	9,895
1978-79	14	177,964	12,712
1979-80	14	175,339	12,524
1980-81	15	205,622	13,708
1981-82	13*	171,305	13,177
1982-83	15*	180,795	12,053
1983-84	14	177,596	12,685
1984-85	15	195,927	13,062
1985-86	16#	201,820	12,614
1986-87	16\$	165,182	10,324
1987-88	15@	174,414	11,628
1988-89	16	192,016	12,001
1989-90	186	246,257	13,681
1990-91	16	214,473	13,404
1991-92	16	209,345	13,084
1992-93	17	193,632	11,390
1993-94	14	152,117	10,866
1994-95	16	172,888	10,806
1995-96	18	165,710	9,206
1996-97	15	111,722	7,448
1997-98	16	114,266	7,142
1998-99	16	123,941	7,746
1999-00	16	168,784	10,549
2000-01	16	129,709	8,106
2001-02	17*	145,078	8,534
2002-03	18	156,368	8,687
2003-04	15	140,321	9,355
2004-05	15	141,139	9,409
2005-06	16	151,499	9,469
2006-07	18	180,038	10,002
2007-08	15	128,469	8,565
2008-09	21	217,834	10,373
2009-10	186	160,836	8,935
2010-11	18	128,749	7,153
2011-12	15	129,910	8,661
2012-13	17	130,105	7,653
TOTALS	657	6,686,005	10,176

* - Includes one National Invitation Tournament post-season game

- Includes two NCAA Tournament SE Regional games

\$ - Includes one Pre-Season NIT game

@ - Includes two SEC Tournament games

6 - Includes two Pre-Season NIT games

Top All-Time Paid Men's Basketball Attendances at the Maravich Center (1972-2005)

	ATTENDANCE	OPPONENT	DATE
1.	15,694	Ole Miss	Feb. 25, 1981
2.	15,399	Ole Miss	Jan. 19, 1991
3.	15,242	Alabama	Jan. 21, 1989
4.	15,192	Kentucky	Jan. 19, 1981
5.	15,109	Vanderbilt	Jan. 2, 1991
6.	15,093	Auburn	Jan. 20, 1982
7.	14,987	Ole Miss	Feb. 1, 1989
8.	14,799	Ole Miss	Jan. 21, 1995
9.	14,687	Tennessee	Jan. 24, 1981
10.	14,568	Auburn	Jan. 15, 1979
11.	14,551	Kentucky	Feb. 11, 1978
11.	14,551	UCLA	Dec. 17, 1994
13.	14,486	Auburn	Feb 9, 2000
14.	14,460	McNeese State	Jan. 20, 1992
15.	14,449	Vanderbilt	Jan. 7, 1981

Top Paid Attendances In Current Seat Configuration (2006-present)*

1.	13,839	Xavier	Jan. 24, 2009
2.	13,468	Georgia	Jan. 25, 2006
3.	13,345	Florida	Feb. 24, 2009
4.	13,249	Vanderbilt	March 4, 2009
5.	13,121	Connecticut	Jan. 6, 2007
6.	13,083	Kentucky	Feb. 6, 2010
7.	12,698	Arkansas	Jan. 31, 2009
8.	12,507	Ole Miss	March 4, 2006
9.	12,401	Florida	Feb. 24, 2007
10.	12,053	Texas A&M	Dec. 5, 2006
11.	11,871	Auburn	Feb. 21, 2009
12.	11,709	Mississippi State	Jan. 21, 2009
13.	11,674	Alabama	Jan. 31, 2007
14.	11,631	Kentucky	Jan. 28, 2012
15.	11,576	Kentucky	Feb. 25, 2006
16.	11,511	Jackson State	Nov. 15, 2008
17.	11,425	Ole Miss	Feb. 14, 2009
18.	11,393	South Carolina	Jan. 14, 2009
19.	11,313	Alabama	Jan. 31, 2007
20.	11,131	Auburn	Feb. 1, 2006

*Note: Capacity after remodeling of seating area prior to the 2005-06 season dropped to 13,215.





Nelson Isley



Dick Maile



Howard Carter



Al Green

1933-34

Sparky Wade, G Dillon's 1st Team
Buddy Blair, F Dillon's 1st Team

1934-35

Sparky Wade, G AP 1st Team
Buddy Blair, F AP Honorable Mention

1949-50

Bob Meador, G AP 3rd Team

1950-51

Joe Dean, G AP 2nd Team

1951-52

Joe Dean, G AP 1st Team
Bob Pettit, C AP 1st Team

1952-53

Bob Pettit, C AP 1st Team
Benny McArdle, G AP 2nd Team

1953-54

Bob Pettit, C AP 1st Team
Benny McArdle, G AP 3rd Team

1955-56

Roger Sigler, G AP 1st Team
Coaches 2nd Team
Jim Ashmore, G AP 1st Team
Coaches 1st Team

1956-57

Roger Sigler, G AP 3rd Team

1960-61

George Nattin, G AP 1st Team
Coaches

1961-62

Maury Drummond, F AP 3rd Team
George Nattin, G AP 3rd Team

1962-63

Ellis Cooper, G AP 2nd Team
Coaches

1963-64

Dick Maile, F AP 1st Team
Coaches

1964-65

Dick Maile, F AP 1st Team
UPI 1st Team
Coaches

1967-68

Pete Maravich, G AP 1st Team
UPI 1st Team
Coaches

1968-69

Pete Maravich, G AP 1st Team
UPI 1st Team

1969-70

Pete Maravich, G AP 1st Team
UPI 1st Team

1970-71

Al Sanders, C AP 3rd Team
Danny Hester, F AP 3rd Team

1970-71

Al Sanders, C AP 1st Team
UPI 1st Team
Coaches

1970-71

Bill Newton, F UPI 2nd Team
AP 3rd Team

1971-72

Al Sanders, C AP 2nd Team
UPI 2nd Team
Coaches

1971-72

Bill Newton, F AP 3rd Team
UPI 3rd Team

1972-73

Eddie Palubinskas, G AP 2nd Team
UPI 2nd Team
Coaches

1973-74

Glenn Hansen, F AP 2nd Team
UPI 2nd Team
Coaches

1973-74

Eddie Palubinskas, G UPI 2nd Team
AP 3rd Team

1974-75

Collis Temple, C UPI 3rd Team

1974-75

Glenn Hansen, F AP 2nd Team
UPI 2nd Team
Coaches

1975-76

Kenny Higgs, G AP 2nd Team
UPI 2nd Team
Coaches

1976-77

Kenny Higgs, G AP 2nd Team
UPI 2nd Team
Coaches

Durand Macklin, F AP 3rd Team
UPI 3rd Team

1977-78

Durand Macklin, F AP 1st Team
UPI 1st Team
Coaches

Kenny Higgs, G UPI 2nd Team
DeWayne Scales, F AP 3rd Team

1978-79

DeWayne Scales, F AP 1st Team
UPI 1st Team
Coaches

Al Green, G AP 1st Team
UPI 2nd Team
Coaches

Lionel Green, C AP 3rd Team
UPI 3rd Team

1979-80

Durand Macklin, F AP 1st Team
UPI 1st Team
Coaches

DeWayne Scales, F AP 2nd Team
UPI 2nd Team
Coaches

Ethan Martin, G AP 2nd Team
UPI 2nd Team
Coaches

1980-81

Durand Macklin, F AP 1st Team
UPI 1st Team
Coaches

Ethan Martin, G AP 1st Team
UPI 1st Team
Coaches

Howard Carter, G AP 2nd Team
UPI 2nd Team

1981-82

Howard Carter, G AP 1st Team
UPI 1st Team
Coaches

Leonard Mitchell, F AP 2nd Team
UPI 3rd Team
Coaches

1982-83

Howard Carter, G AP 2nd Team
UPI 2nd Team
Coaches

Leonard Mitchell, F AP 3rd Team
UPI 3rd Team

All-SEC Teams



Geert Hamminck



Brandon Bass



Glen Davis



Tasmin Mitchell

1983-84

Jerry Reynolds, F	AP 2nd Team UPI 3rd Team Coaches
Derrick Taylor, G	UPI 3rd Team

1984-85

Nikita Wilson, F	AP 2nd Team UPI 3rd Team Coaches
John Williams, C	AP 3rd Team
Jerry Reynolds, F	AP 3rd Team UPI 3rd Team

1985-86

John Williams, F	AP 1st Team UPI 1st Team Coaches
Derrick Taylor, G	AP 3rd Team

1986-87

Nikita Wilson, C	AP 3rd Team UPI 3rd Team
Anthony Wilson, G	UPI 3rd Team

1987-88

Ricky Blanton, F	AP 2nd Team UPI 3rd Team Coaches
Jose Vargas, C	UPI 2nd Team AP 3rd Team

1988-89

Ricky Blanton, F	AP 1st Team UPI 2nd Team Coaches
Chris Jackson, G	AP 1st Team UPI 1st Team Coaches

1989-90

Chris Jackson, G	AP 1st Team UPI 1st Team Coaches
Shaquille O'Neal, C	AP 1st Team UPI 1st Team Coaches
Stanley Roberts, F	AP 3rd Team
Maurice Williamson, G	UPI 3rd Team

1990-91

Shaquille O'Neal, C	AP 1st Team UPI 1st Team Coaches
Vernel Singleton, F	AP 3rd team UPI 3rd team Coaches
Shawn Griggs, G	UPI 2nd team

1991-92

Shaquille O'Neal, C	AP 1st Team Coaches
Vernel Singleton, F	AP 3rd Team

1992-93

Geert Hamminck, C	AP 1st Team Coaches
Jamie Brandon, G-F	Coaches 2nd Team

1993-94

Jamie Brandon, G-F	Coaches 2nd Team AP 3rd Team
--------------------	---------------------------------

1994-95

Ronnie Henderson, G	Coaches AP 2nd Team
---------------------	------------------------

1995-96

Ronnie Henderson, G	Coaches AP 1st Team
---------------------	------------------------

1996-97

Dwayne Spencer, F	Coaches 2nd Team AP 2nd Team
-------------------	---------------------------------

1998-99

Maurice Carter, G	Coaches 3rd Team AP 3rd Team
Jabari Smith, C	AP 3rd Team

1999-00

Torris Bright, G	AP 3rd Team
Jabari Smith, C	Coaches 2rd Team
Stromile Swift, F	AP Co-Player of the Year Coaches 1st team AP 1st Team

2000-01

Ronald Dupree, F	AP 2nd Team Coaches 3rd Team
------------------	---------------------------------

2001-02

Ronald Dupree, F	AP 2nd Team Coaches 2nd Team
------------------	---------------------------------

2002-03

Ronald Dupree, F	AP 2nd Team Coaches 2nd Team
------------------	---------------------------------

2003-04

Brandon Bass, F	SEC Freshman of the Year
Jaime Lloreda, F	AP 1st Team Coaches 2nd Team

2004-05

Brandon Bass, F	AP Player of the Year AP 1st Team Coaches 1st Team
Glen Davis, F	SEC Freshman of the Year AP 2nd Team Coaches 2nd Team

2005-06

Glen Davis, F	SEC Player of the Year AP 1st Team Coaches 1st Team
Darrel Mitchell, G	Coaches 1st Team AP Second Team
Tyrus Thomas, F	SEC Freshman of the Year SEC Co-Defensive Player of the Year AP 2nd Team Coaches 2nd Team

Tasmin MITchell, G	Coaches All-Freshman Team
--------------------	---------------------------

2006-07

Glen Davis, F	AP 1st Team Coaches 1st Team
---------------	---------------------------------

2007-08

Marcus Thornton, G	AP 2nd Team Coaches 2nd Team
Anthony Randolph, F	Coaches All-Freshman Team

2008-09

Marcus Thornton, G	Player of Year Coaches 1st Team AP 1st Team
Tasmin Mitchell, F	Coaches 1st Team
Garrett Temple, G	Coaches 2nd Team

2009-10

Tasmin Mitchell, F	Coaches 2nd Team AP 2nd team
--------------------	---------------------------------

2010-11

Ralston Turner, G	Coaches All-Freshman Team
-------------------	---------------------------

2011-12

Justin Hamilton, C	Coaches 2nd Team
Anthony Hickey, G	Coaches All-Freshman Team

2012-13

Johnny O'Bryant III, F	Coaches 1st Team
Anthony Hickey, G	Coaches All-Defensive

All-SEC Tournament Teams

1933

Sparky Wade, G	1st Team
Buddy Blair, F	2nd Team
Jack Harris, F	2nd Team

1936

Arnold Bryan, F	2nd Team
-----------------	----------

1938

Conley Hathorn, G	1st Team
-------------------	----------

1939

Paul Brotherton, G	2nd Team
--------------------	----------

1943

Frank Brian, F	1st Team
John Chaney, C	2nd Team

1944

Whitey Hoskins, G	2nd Team
-------------------	----------

1946

Bobby Lowther, F	1st Team
Joe Bill Adcock, C	2nd Team
Billy Walters, G	2nd Team

1947

Frank Brian, F	2nd Team
----------------	----------

1949

Gene Murphy, G	2nd Team
----------------	----------

1950

Joe Dean, G	1st Team
-------------	----------

1951

Joe Dean, G	1st Team
-------------	----------

1952

Joe Dean, F	1st Team
Bob Pettit, C	1st Team

1980

DeWayne Scales, F	1st Team
	(MVP)
Durand Macklin, F	1st Team

1981

Howard Carter, F	1st Team
------------------	----------

1986

John Williams, F	1st Team
	(MVP)

1987

Nikita Wilson, C	1st Team
Anthony Wilson, G	1st Team

1988

Ricky Blanton, F	1st Team
------------------	----------

1993

Geert Hammink, C	1st Team
Jamie Brandon, G-F	1st Team

2002

Antonio Hudson, G	1st Team
-------------------	----------

2003

Ronald Dupree, F	1st Team
------------------	----------

2005

Brandon Bass, F	1st Team
Antonio Hudson, G	1st Team

2006

Glen Davis, F	1st Team
---------------	----------

Note: SEC Tournament Team also served as All-SEC team from 1933-1948.

LSU Academic All-SEC Honor Roll

1961-62

George Nattin, G	1st Team
Ellis Cooper, G	2nd Team

1962-63

Ellis Cooper, G	1st Team
-----------------	----------

1964-65

Tommy Thigpen, C	HM
------------------	----

1965-66

Kenny Drost, G	1st Team
Scott Bowling, G	HM

1966-67

Kenny Drost, G	2nd Team
----------------	----------

1969-70

Danny Hester, F	2nd Team
-----------------	----------

1972-73

Bill Whittle, F	1st Team
Collis Temple, F	1st Team
Wade Evans, G	2nd Team
Ed LeBlanc, F	HM

1981-82

John Tudor, G-F	1st Team
-----------------	----------

1982-83

John Tudor, G	1st Team
---------------	----------

1983-84

John Tudor, G	1st Team
---------------	----------

1985-86

Zoran Jovanovich, C	1st Team
---------------------	----------

1988-89

Kyle McKenzie, G	1st Team
------------------	----------

1991-92

Justin Anderson, G	1st Team
T. J. Pugh, G	1st Team

1995-96

David Bosley, G	1st Team
-----------------	----------

1997-98

Jack Warner, G	1st Team
----------------	----------

1998-99

Brian Beshara, F	1st Team
Jack Warner, G	1st Team

1999-00

Brian Beshara, F	1st Team
Collis Temple III, G	1st Team
Jeremy Comeaux	1st Team
Jack Warner, G	1st Team

2000-01

Brian Beshara, F	1st Team
Collis Temple III, G	1st Team
Brian Green, G	1st Team
Jack Warner, G	1st Team

2001-02

Brian Green, G	1st Team
Collis Temple III, G	1st Team

2002-03

Pete Bozek, F	1st Team
Brian Green, G	1st Team
Charlie Thompson, G	1st Team

2003-04

Charlie Thompson, G	1st Team
Paul Wolfert, F	1st Team
Brandon Bass, F	Freshman
Ross Neltner, F	Freshman

2004-05

Brandon Bass, F	1st Team
	Scholar-Athlete of the Year
Darrel Mitchell, G	1st Team
Ross Neltner, F	1st Team
Paul Wolfert, F	1st Team
Glen Davis, F	Freshman
David Fleshman, G	Freshman
Garrett Temple, G	Freshman

2005-06

Glen Davis, F	1st Team
Darrel Mitchell, G	1st Team
Darnell Lazare, F	1st Team
Garrett Temple, F	1st Team
David Fleshman, F	1st Team

2006-07

Alex Farrer, G	1st Team
Greg Terrebonne, G	Freshman

2007-08

Greg Terrebonne, G	1st Team
--------------------	----------

2008-09

Alex Farrer, F	1st Team
Garrett Temple, F	1st Team

2009-10

Chris Beattie, G	1st Team
Alex Farrer, F	1st Team

2010-11

Eddie Ludwig, F	1st Team
-----------------	----------

2011-12

Eddie Ludwig, F	1st Team
-----------------	----------

2012-13

Eddie Ludwig, F	1st Team
-----------------	----------

HM - Honorable Mention

SEC Community Service Team

1998-99	Collis Temple III
1999-00	Jermaine Williams
2000-01	Collis Temple III
2001-02	Collis Temple III
2002-03	Collis Temple III
2003-04	Paul Wolfert
2004-05	Paul Wolfert
2005-06	Darnell Lazare
2006-07	Darnell Lazare
2007-08	Garrett Temple
2008-09	Garrett Temple
2009-10	Alex Farrer
2010-11	Daron Populist
2011-12	Justin Hamilton
2012-13	Andre Stringer



**LSU Head Basketball Coach
1932-41; 1945-57**

**29 years
Record: 340-264**

1935 National Championship

1953 NCAA Final Four

**1935, 1953, 1954 SEC
Championships**

**LSU Head
Baseball Coach
1925-42; 1946-56**

**27 years
Record: 220-226-3**

**1939; 1946 SEC
Championships**

**Assistant Football Coach,
LSU: 1925-42**

**Assistant Athletic Director,
LSU: 1947-67**

**Acting Athletic Director, LSU:
1968**

**Member, Helms Athletic
Foundation Hall of Fame**

**Member, Louisiana
Association of Basketball
Coaches Hall of Fame**

**Member, Louisiana Sports
Writers Association Hall of
Fame**

**LSU Athletic Hall of Fame
Inductee • Class of 2009**

Harry Rabenhorst

Before there was Dale Brown, there was Harry Rabenhorst. In an era when college basketball wasn't big news and when cable didn't send hundreds of games all across the country, Rabenhorst laid the foundation for those that would follow him in the LSU job.

Like Maravich with Pete, like Dale with Rudy, Chris and Shaq, Rabenhorst coached two of the legends of the game: Sparky Wade and Bob Pettit. Like Brown, he took his team to a Final Four in the days before anyone realized what a major event the NCAA Tournament was. But unlike any other LSU coach, Rabenhorst laid claim to a national championship, mythical though it may have been. It was a year to remember for Rabenhorst, but it was a long way from the end of his career.

The Baton Rouge native, however, came to LSU holding a record of a much different kind. He was a star athlete at Wake Forest in the years following World War I and holds the world record for the single longest punt of 110 yards.

After serving in the U.S. Army in World War I, Rabenhorst began his career in coaching in 1921 at Greensboro High School in Greensboro, N.C. After that, he moved to New Mexico Military Academy where he coached for three seasons before moving back to Baton Rouge and the start of a long and dedicated lifetime of service to LSU.

In any capacity he served, he showed the same gracious understanding of the individual and devotion to duty that have set him apart from the ordinary.

He was a walking encyclopedia of LSU athletics and could recall in a moment the big game, the big play and the individual star of almost every athletic success enjoyed by the Tigers during his tenure.

Few men alive in college athletics numbered among their close personal friends the great and near great personalities who dominated the athletic scene for much of the first 60 years of the 20th century. His list of associates reads like a "Who's Who" of American Collegiate Athletics, names that capture the imagination of sports fans and historians everywhere – Knute Rockne, Amos Alonzo Stagg, Pop Warner, Fielding Yost, Wallace Wade, Adolph Rupp – and many more.

Rabenhorst's career at LSU meant more than victories and championships. A popular and respected coach and administrator, he brought LSU distinction with his long and brilliant service and developed athletes who became outstanding students, and later outstanding citizens.



Harry Rabenhorst was a competitor. He was also a gentleman. He proved that you can be both and be successful.

When Coach Rabenhorst passed away in March, 1972, at the age of 73, then athletic director Carl Maddox said, "Coach Raby was revered and respected nationally by the many who came to know him in the world of intercollegiate athletics – but more significant is the esteem and the love he earned from the men who played for him."

"I always enjoyed competing with him," said Adolph Rupp. "He was a great credit to the game. He developed some of LSU's outstanding players and teams."

He is still revered today by many and joined just the second class of administrators and coaches inducted into the LSU Athletic Hall of Fame in 2009.

Coach Raby was a man for all seasons and still to this day remains one of the league's all-time winningest basketball coaches. Those who played for him, loved him. Those who knew him, respected him. There's not much better can be said.



**LSU Head Basketball Coach
1972-97**

**25 years
Record: 448-301**

**1981, 1986
Final Four**

**1979, 1981, 1986, 1991
SEC Championships**

**1980
SEC Tournament
Championship**

**1973, 1979, 1981, 1989
SEC Coach of the Year**

**1981
National Coach
of the Year**

**Member, La. Sports Writers
Association Hall of Fame**

**2004 Living Legend for LSU
at the SEC Tournament**

**LSU Athletic Hall of Fame
Inductee • Class of 2013**

"...one of the true statesmen
of college basketball."

- Former Temple Coach John Chaney



**Banner honoring Coach Brown
in the Maravich Center.**

Dale Brown

When he arrived from Washington State via Minot, N. D., there weren't that many basketball fans in the state of Louisiana who knew who Dale Brown was. When he retired after the 1996-97 season, you would have been hard pressed to find a college basketball fan in the country who didn't have some inkling about who Dale Brown was and what he stood for.

When Brown arrived in Baton Rouge in March, 1972, he arrived with a dream that was perceived by many who knew the LSU basketball program as impossible. The dream was to make basketball important in football-crazy Tiger country. When Brown was introduced as the Tiger coach, LSU fans were still remembering the Pete Maravich era. Final Fours? Rudy Macklin? Chris Jackson? Shaq? All a dream. In those years, fans had to be convinced to come to the new arena known as the LSU Assembly Center.

Brown traveled from one end of the state to the other telling all who would listen about the future of LSU basketball. Some thought him foolish. Others questioned his statements. But none who saw or heard him criticized his effort and his tireless energy.

His first LSU team shocked the basketball world by knocking off third-ranked Memphis State in Brown's home opener in December, 1972. The Hustlers, as they were dubbed, gave the competition fits all season long. They won 14 games, finished 9-9 in the SEC and drew praise from all around the country for their determination. For his achievements with a team picked last in the league, Brown was named SEC Coach of the Year, the first of four such honors he would receive.

Starting with the 1976-77 season, the Tigers increased their victory total every year for the next six seasons. The streak was highlighted by a 31-5 record in 1980-81 (the most wins in a season in LSU history) and the first of Brown's two trips to the Final Four. For his success that season Brown was honored as the 1981 National Coach of the Year.

Even more impressive was his second trip to the Final Four in 1985-86 when his Tigers were the lowest seeded team ever to make it



to the Final Four after knocking off teams seeded first, second and third in the region (the only team ever to accomplish that feat on the road to the Final Four).

The Tigers won four SEC titles under Brown and only Adolph Rupp and Joe B. Hall at Kentucky won more SEC titles. His 448-301 record with 238 wins in regular season SEC play, put him second behind only Rupp in wins in the league. He was only the third SEC coach to coach 25 years as a head coach in the league.

Brown was part of 38.5 percent of LSU's 1,164 total victories in the first 89 seasons of basketball. Also, no coach in LSU history coached more consecutive games - 749.

In 1990, Brown was the winning coach, capturing the Gold Medal for the South in the Olympic Festival in Minneapolis.

Brown was born in 1935 in Minot, a small railroad town in the northwest corner of North Dakota. In high school, he was the leading scorer in both football and basketball at St. Leo's of Minot. As a senior, he was the state scoring leader in basketball with a state record scoring average. He also set a school record in the 440-yard dash.

Brown earned 12 letters in basketball, football and track at Minot State University, making him the school's only athlete to achieve that goal.


John Chaney of Temple called Brown, "...one of the true statesmen of college basketball. His contributions to the game and society have impacted many. He is an outstanding coach and an outstanding person."

Legendary coach John Wooden of UCLA said: "I will always remember Dale for his enthusiasm. There are those who say he is a put-on - they just can't believe that he can be what he professes. But I never questioned that. He amazed me because there is a lot more depth to the man. He was much more than a basketball coach."

At halftime of the Kentucky game in February 2004, athletics director Skip Bertman and the LSU basketball program honored Coach Brown with a banner in his honor to permanently hang from the rafters of the Maravich Assembly Center.

In March, 2012, the United States Basketball Writers Association at its annual breakfast at the NCAA Final Four weekend in New Orleans, honored Coach Brown and his two Final Four teams.

This past September, Brown was formally inducted under the new coach/administrators category of the LSU Athletic Hall of Fame.



John Brady



**LSU Head Basketball Coach
1997-2008**

**11 years
Record 192-139**

**2006
NCAA Final Four**

**2000, 2005, 2006
SEC Western Division
Champions**

**2000, 2006
SEC Champions**

**2000, 2006
SEC Coach of the Year**

John Brady's tenure of nearly 11 seasons as the LSU basketball coach can be looked at in many different ways. But his tenure is an important part of the history of the program as he was able to win division and league champions, develop players that captured top league honors on a regular basis and when right, take his team to post-season play and in 2006, joined Harry Rabenhorst and Dale Brown as LSU coaches to take teams to the NCAA Final Four.

Brady was able to take the LSU program and remake it a couple of times during his tenure to go to the NCAA Sweet 16 in 2000 and to the pinnacle of college basketball in 2006, the school's first NCAA Final Four in 20 years. Along the way he won the school's first ever division titles and won the first outright SEC title in 21 years.

Coach Brady arrived following in the unenviable position of taking over the program after Coach Dale Brown's 25 years but Brady came with a plan and while his early teams were undermanned, undersized and underdogs, the team played hard and gave the best of teams problems. But it was the little things that kept them from getting many wins.

Brady's teams would win two SEC titles, three division crowns and at one point had six consecutive winning seasons, the fourth longest streak of consecutive years with a positive overall record in the program's history.

In 2000, the Tigers advanced to the Sweet 16 as part of a 28-win season, the second most

wins in school history. In 2005, LSU captured the Western Division title and came back the next year for a special season Tiger fans will always remember.

LSU won 14-of-16 conference games in 2006 to win the title. The Tigers would have success in the NCAA Tournament, defeating No. 1 Duke and No. 9 Texas to win the regional title mainly with a lineup homegrown in the city and the state of Louisiana.

The win over Duke marked the second time that Brady's Tigers defeated a standing No. 1 team as the Tigers also defeated No. 1 Arizona, 66-65, in December 2002 at the Maravich Center, only the second time No. 1 had gone down in the building.

A major part of the success of the LSU program at that time was player development. John Brady coached the SEC Player of the Year three times (Stromile Swift in 2000, Brandon Bass in 2005 and Glen Davis in 2006). He had the SEC Freshman of the Year four times (Torriss Bright in 2000, Brandon Bass in 2004, Glen Davis in 2005, Tyrus Thomas in 2006).

Brady, who ended his career as the third winningest and the third longest tenured coach in Tiger history, came to LSU after five years at Samford as head coach. Prior to that he had served successful stints at Mississippi State and UNO as an assistant coach.

He is presently entering his sixth year as the head coach at Arkansas State and he has now won 361 games in 23 years as a head coach.



Jamie Brandon



(Returnees in Bold)

A

ADCOCK, Joe (C) 1944-47
 ADGER, Sidney A. (C) 1935-36
 ALCORN, Mark (G) 1979-80
 ALLEN, Drexal (G) 1981-82
 ALLMAN, Marty (G) 1970-73
 ANDERSON, Justin (F), 1991-92
 ANDERSON, Willie (F), 1997-97
 ANNISON, Doug (F), 1992-93
 ARTHUR, Robert R. (C) 1959-60
 ATKINS, R. W. (G) 1919-22
 AUSTIN, Wayne (G) 1964-66

B

BADEAUX, Joshua (G), 2012-13
 BAILEY, John (F) 1960-62
 BAILEY, Floyd (F-C) 1974-78
 BANKER, Kernan M. (F) 1933-35
 BANKSTON, Fred (G) 1945-46
 BARDWELL, D. D. "Sox" (C) 1929-32
 BARHAM, Joe Garnett E. (G) 1923-26
 BARNETT, Bert W. (C) 1946-47
 BARTUS, Joe E. (G) 1945-46
 BASS, Brandon (F), 2003-05
 BASS, Chris (G), 2008-12
 BASS, Raymond V. (C) 1938-42; 47-48
 BAUMAN, Jonnie (G) 1929-32
 BAUMER, Nat (F) 1968-69
 BEATTIE, Chris (G), 2009-10
 BEESON, Williard E. (G) 1933-37
 BELCHER, Don (F) 1951-55
 BELCHER, Jack (F) 1961-64
 BENNETT, (F) 1928-29
 BERGERON, J. Brian (G) 1978-81
 BERGMAN, Rusty (G) 1968-69
 BERNBROCK, Mark (G) 1968-69
 BERNHARD, James M. (G) 1943-44
 BESHARA, Brian (F) 1998-01
 BLACK, Tyrone (C) 1979-83
 BLAIR, L. N. "Buddy" (F) 1933-35
 BLANCHARD, E. A. (G) 1916-18
 BLANTON, Ricky (G) 1984-86; 87-89
 BLEVINS, Howard M. (G) 1929-32
 BOGGESS, Robert E. "Bob" 1947-51
 BOHANNON, W. W. "Bo" (C) 1934-36
 BOLTON, Dick (F) 1955-56
 BORGINI, Joe (F) 1959-60
 BORNER, Ray (C) 1981-82
 BORNMAN, D. L. "Squatty" (G) 1922-25
 BORNMAN, J. P. "John" (G) 1922-23
 BOSLEY, David (G) 1993-97
 BOUDREAUX, Harold (F) 1989-92
 BOWLING, W. Scott, Jr. (G) 1964-66
 BOWMAN, Sid S. "Stinkey" (F) 1929-30
 BOZEK, Pete (F) 2000-02

Kenny Drost



Frank Brian



BOYD, Brent (G) 1975-76
 BOZEMAN, A. (G) 1939-40
 BOZEMAN, Charlie (C) 1938-41
 BOZEMAN, T. (G) 1938-41
 BRANCH, Malcolm (C) 1945-47
 BRANCH, W. (F) 1943-44
 BRANNDON, Jamie (G), 1991-94
 BRANTLEY, John B. (G) 1970-72
 BRAYMAN, P. (F) 1952-53
 BREATHWIT, John (G) 1975-77
 BRIAN, Brad H. (G) 1964-67
 BRIAN, Frank (F) 1942-43; 1945-47
 BRIDGES, Kenneth (G) 1951-53
 BRIDGEWATER, Brad (C) 1998-00; 01-03
 BRIGHT, Torris (G) 1999-03
 BRILEY, C. 1915-16
 BRINKLEY, Mike (G) 1958-59
 BRITTON, C. E. (F) 1916-17
 BROCATO, Jim (G) 1946-47
 BROTHERTON, Paul P. (F) 1938-40
 BROWN, Dennis (G) 1983-85
 BROWN, Ernest (G) 1977-79
 BROWN, Lobdell P. 1925-26
 BROWN, Michael (F) 1975-76
 BROWN, Oliver (F) 1983-87
 BROWN, Ossie B. (F) 1943-44
 BROWN, Perry (F) 1929-30
 BROWN, Roland (F) 1932-34
 BRYAN, Arnold "Judge" (F) 1934-37
 BUCHANAN, F. "Buck" (F) 1937-40
 BUKUMIROVICH, Neboisha (G) 1984-88
 BURGE, Dick (G) 1939-40
 BURGE, Dennis F. "Pete" (C) 1932-34
 BURNETT, Jack (F) 1926-29
 BURNS, Lenear (F), 1990-91; 92-94
 BURTON, Kenny G. (F) 1944-45
 BUSH, Tim (F) 2002-03
 BUSHMAN, John C. "Jack" (F) 1938-39
 BUSSEY, Young (G) 1937-38

C

CAMPBELL, Andy (C) 1978-81
 CAMPBELL, Walter (F) 1977-78
 CANNON, (G) 1937-39
 CARD, Norman (C-F) 1961-64
 CARMOUCHE, Charles (G), 2012-13
 CARR, John (G) 1969-70
 CARTER, (F) 1913-14
 CARTER, Cedric (F) 1997-99
 CARTER, Howard (G-F) 1979-83
 CARTER, Maurice (G) 1995-99
 CAVETT, J. R. "Slick" (C) 1915-19
 CEASAR, Clarence (F), 1991-95
 CHANEY, John (F) 1940-43
 CHASE, Pat (G) 1964-66
 CHASE, Sam (G) 1961-64
 CHIDLEY, Steve (G) 1971-72
 CHIN BING, Allen (F) 1933-34

Wade Evans



Greg Cook



CLARK, 1908-10
 CLARK, Ned (F) 1951-55
 CLUNE, Joe (F) 1959-60
 COCKERHAM, J. H. (F) 1911-13
 COJDE, Theron (F) 1982-84
COLEMAN, Shavon (F), 2012-
 COLLINS, A. H. "Rip" (G) 1945-47
 COLLINS, Corban (G), 2012-13
 COLLINS, Tommy (G) 1957-59
 COMBS, Joe H. 1956-59
 CONKLIN, Tom J. (C) 1959-62
 CONLEY, Ocie (G) 1984-86
 COOK, Greg (C) 1976-77, 1978-81
 COOPER, (F) 1929-30
 COOPER, Darryl (G) 1998-99
 COOPER, Ellis O. (G) 1960-63
 COPPENS, Randy (G) 1974-77
 CORMIER, Jason (G) 1988-89
 COSTELLO, Joe (G-F) 1979-82
 CORLEY, Drew (F) 1967-69
 COURTNEY, Jalen (F), 2010-13
 CRAM, Steve (G) 1962-64
 CRAMER, Judd (G-F) 1963-64
 CRESS, Walker J. (G) 1937-39
 CRISCO, Jim (F) 1956-59
 CROMBERT, 1917-18

D

DABADIE, J. Levy, Jr. (F) 1943-44
 DALE, Wilton R. (F) 1943-44
 DARK, Alvin (G) 1942-43
 DARNALL, Mike (G) 1972-75
 DAVIES, Richard A. "Dick" (G) 1958-60
 DAVIS, E. M. 1935-36
 DAVIS, Glen (F), 2004-07
 DAVIS, Thomas (F) 2001-03
 DAY, Ned 1951-55
 DeARMOND, Duane (F) 1978-80
 DEAN, Joe (G) 1949-52
 DELAFIELD, Glenn A. (C) 1936-38
 DEL PIERO, Andrew (C), 2011-13
 DERENBECKER, Matt (G), 2010-11
 DEVALL, Randy (G) 1989-90
 DICKEY, 1928-29
 DIXON, 1913-15
 DOSHER, Woody (G) 1938-40
 DOUGHTY, Frank L. (G) 1937-38
 DOTSON, Aaron (G), 2009-11
 DOWLING, Duncan (F-G) 1961-63
 DROST, Kenny (G) 1964-67
 DRUMMOND, H. Maury (C-F) 1960-63
 DUGAS, C. J. Bobby (G) 1921-23
 DUPONT, John M. (F) 1911-13
 DUPONT, Lawrence H. (G) 1911-14
 DUPREE, Ronald (F) 1999-03
 DYSON, Dick (G) 1923-27

Lionel Green



Joe Dean



E

EARL, Lewis (F) 1996-98
 EAST, John (C) 1924-27
 EDMONDS, W. R. (F) 1916-17; 1921-22
 EDMONDSON, Mahion W (F) 1940-41
 EDWARDS, Glavis "Ike" (F) 1945-48
 ENGLAND, Matt (F) 1980-81
 ENGQUIST, John (F) 1972-74
 EVANS, Wade (F) 1972-74
 EVANS, W. Morton (C) 1910-13

F

FAHEY, Joe J. (G) 1954-56
 FARRER, Alex (G), 2006-10
 FATHERREE, Jesse (G) 1933-34
 FETTER, Bobby K. (G-F) 1961-64
 FILES, "Dude" (G) 1927-28
 FLESHMAN, David (G), 2004-06
 FORD, Deuce (G) 1995-96
 FREDERICK, E. C. 1939-40
 FREEMAN, Mark P. (C) 1949-51
 FRESHLEY, Bob (C) 1951-54
 FREY, F. C. "Major" (G) 1919-20
 FULKERSON, Jack M. (C) 1940-43

G

GAHARAN, W. A. "Bill" (F) 1937-38
 GARAHAN, Les (F) 1927-30
 GARRISON, G. C. (F) 1927-28; 30-31
 GEYER, Randy (G-F) 1962-65
 GIACOMA, Ray (F) 1935-38
 GILBEAU, H. (F) 1924-25
 GILBERT, Charlie (C) 1933-34
 GILL, W. J. (G) 1915-17
 GIPSON, Sean (F) 1992-94
 GLADDEN, Sterling "Buck" (F) 1914-16
 GOEHRING, Kirk 1992-93
 GOWER, Bill (G) 1937-38
 GRAHAM, Delwan (F), 2008-
 GRAHAM, R. E. (G) 1939-42
 GRANT, Russell (G) 1987-89
 GRAY, Kenny (G) 1957-58
 GREEN, Al (G) 1978-79
 GREEN, Brian (F) 1999-03
 GREEN, Donald (G) 1982-83
 GREEN, Garrett (F), 2007-08; 2009-11
 GREEN, Lionel (C) 1975-79
 GREEN, V. E. (C) 1913-14
 GREGORY, Sonny (F) 1949-52
 GREMILLION, E. (C) 1943-44
 GREMILLION, James E. (C) 1946-47
 GRIDLEY, Bob (F-C) 1968-69
 GRIFFITH, Carroll (F) 1946-47
 GRIFFITH, Parker (G) 1986-88

Mike Hansen



Ronnie Henderson



GRIGGS, Shawn (F) 1990-91
 GUGLIELMO, Gary (F) 1957-60
 GURVICH, (F) 1942-43

H

HAGUE, Perry "H" (G) 1917-21
 HAILLE, Samuel W. "Red" (G) 1943-44
 HALL, Bob (G-F) 1944-46; 1948-49
 HALL, Jack (C) 1986-97
 HAMMONS, J. (G) 1935-38
 HAMMINK, Geert (C) 1988-89; 1990-93
HAMMINK, Shane (F), 2012-
 HANSEN, Glenn (F) 1973-75
 HANSEN, Mike (G), 1990-93
 HARRRELL, Louis 1928-29
 HARRIS, Bucky (F) 1926-29
 HARRIS, Dennis (F), 2009-11
 HARRIS, Jack A. (F) 1932-35
 HAMILTON, Justin (C), 2011-12
 HATCHER, George R. (C) 1923-27
 HATHORN, Conley "Red" (G) 1935-38
 HAYES, R. S. "Suthie" (F) 1917-21
 HAYNIE, George (F) 1939-41
 HEARD, Mickey (F) 1973-74
 HELM, Newton C. "Dirty" (F) 1919-23
 HENDERSON, Larry (F) 1964-66
 HENDERSON, Ronnie (G) 1993-96
 HENNER, Tommy (G) 1969-70
 HENRY, Pete (C-F) 1965-67
 HEROMAN, Harry (F) 1963-66
 HERBST, J. (G) 1941-42
 HERRING, Randy (F) 1972-75
 HESS, Tom (G) 1969-72
 HESTER, Danny (F) 1968-70
 HICKMAN, Richard F. (G) 1967-70
HICKEY, Anthony, G 2011-
 HIGGS, Kenny (G) 1974-78
 HIGH, Willie (G-F) 1975-76
 HIGHTOWER, C. W. (F) 1910-11
 HIMES, Levi A "Lee" (F) 1909-12
 HIMES, (G) 1915-16
 HINES, Ray (C) 1959-60
 HOLLOWAY, Graves (C) 1947-49
 HOLT, Dick (C) 1953-56
 HOOVER, Winson F. (G) 1946-47
 HOOVER, W. (C) 1943-44
 HOSKINS, Dick, Jr. (G) 1942-44
 HOUTZ, "Jakey" 1910-11
 HOWELL, R. B. "Biliken" (C) 1909-12
 HUDSON, Antonio (G), 2001-05
 HUDSON, John W. (G) 1959-61
 HUFFMAN, Gary (F) 1974-76
 HULTBERG, Jordy (G) 1976-80
 HUNT, 1917-18

Leonard Mitchell



Ralph Jukkola



I

IGA, Hubert C. (F) 1924-27
 IRVIN, Fess (G) 1986-88
 IRWIN, 1909-10
 ISLEY, Nelson (G) 1970-71
 ISSAC, John (G), 2011-12
 IVES, Clarence A. "Fatty" (C) 1917-22

J

JACKSON, A. W. "Gus" (G) 1924-25
 JACKSON, Chris (G) 1988-90
 JACKSON, Glover (C) 1993-94
 JACKSON, Howard W. (G) 1936-39
 JACOBS, Stan J. (F) 1958-61
 JACOBSON, Taylor (G), 2009-
 JENNINGS, Frank (F) 1946-47
 JOE, Darryl (G) 1986-88
 JOHNSON, Alonzo (C) 1994-95
 JOHNSON, Byron (C) 1947-52
 JOHNSON, C. B. (F) 1909-12
 JOHNSON, Chris (F), 2005-09
 JOHNSON, F. (G) 1929-32
 JOHNSON, G. (F) 1947-48
 JOHNSON, Joe (G) 1983-84
 JOHNSON, Kent (F) 1969-70
 JOHNSON, Melvin F. (G) 1911-15
 JOHNSON, Paul (G) 1992-93
 JOHNSON, Steffond (F-C) 1981-84
 JOHNSON, Tex (C) 1924-27
 JONES, Bob (F) 1923-26
 JONES, Johnny (G) 1980-84
 JONES, L. (F) 1920-22
 JONES, Leslie V. (F) 1952-55
 JONES, Wally (G) 1944-45
 JOSEPHSON, (G) 1940-41
 JOURNEY, Beau (G) 1932-35
 JOVANOVIICH, Zoran (C) 1985-86
 JUUKOLA, Ralph (F) 1966-69

K

KAMMER, Marty (G) 1955-56
 KAUFFMAN, Jim (G) 1937-38
 KEENE, Howard (F) 1961-63
 KEENE, J. R. (F) 1908-09
 KELLY, G (F) 1931-33
 KENT, John (G) 1946-47
 KILPATRICK, (G) 1919-20
 KINGERY, Wayne (G) 1944-45
 KINSLEY, Zach (G) 2008-10
 KISTLER, Brian (F) 1980-82
 KIZER, Roland C. "Chesty" (F) 1921-23
 KOUNDJIA, Regis (F), 2003-04
 KNUDSON, Jim (G) 1971-72
 KRAJEWSKI, Richard (C) 1988-91

Bill Newton



Ed LeBlanc



L

LALLY, Mike F. (C-F) 1908-11
 LAMONT, Randy (C) 1967-69
 LAZARE, Darnell (F) 2003-07
 LEDDUX, Marqus (F) 1998-99
 LANG, Bob (F) 1969-70
 LANIER, Harold A. 1928-29
 LARCADE, J. A. (G) 1908-09
 LARKIN, M. "Slim" (C) 1929-31
 LEA, D. (G) 1945-46
 LEATHERS, W. D. "Bill" (F) 1934-37
 LeBLANC, Ed (C) 1972-76
 LANDRY, Brandon (G) 1998-01
 LEE, Bill (F) 1952-55
 LeFEVRE, Frank (C) 1974-77
 LEGLER, Chuck (C-F) 1966-69
 LEOPOLD, J. T. (F) 1917-18
 LESHNER, L. R. (F) 1910-11
 LESTER, Ed. F. Jr. (F) 1944-45
 LEWIS, P. B. (G) 1909-10
 LEWIS, Cecil Ray (F) 1959-62
 LEWIS, William S. "Bill" (G) 1916-17
 LINDSEY, Clyde H. (F) 1944-46
 LINDSEY, Jim (F) 1948-51
 LINDSEY, Lloyd Leon (C) 1935-38
 LITTON, O. B. 1909-10
 LIVINGSTON, Randy, (G) 1994-96
 LLOREDA, Jaime (F), 2002-03
 LOBBELL, William Y. (F) 1931-32
 LOE, Ralph (C) 1972-73
 LOFLIN, J. T. (G) 1942-43
 LOFTIN, Bill (F) 1957-58
 LOFTIN, Bob (F) 1957-59
 LONG, Earl (F) 1958-59
 LOUGHMILLER, Don (G) 1951-54
 LOWTHER, Bobby (F) 1942-43; 45-48
 LUDWIG, Eddie (F), 2009-13
 LUKER, J. B. (G) 1928-31
 LUPCHO, Rich S. (G) 1967-69
 LYLE, Mel (F) 1946-47

M

McARDLE, Benny J. (G) 1951-54
 McCAIN, R. R. (G) 1955-56
 McCARSON, Paul (G) 1954-55
 McDONALD, Ben (F) 1986-87
 McDOWELL, "Red" (G) 1941-42
 McDUFF, (G) 1923-25
 McFARLAND, Reggie A. (G) 1918-23
 McGEHEE, Webb (G) 1927-30
 McKENZIE, Kyle (G) 1987-89
 McL EOD, James (G) 1941-42
 McDOUGHLIN, Bob (G) 1961-62
 McMANUS, (C) 1940-41
 McMORRIS, Vernon D. (G) 1943-44
 McNEELY, James (F) 1951-55
 MACKLIN, Durand (F) 1976-78; 79-81

Eddie Palubinskas



Ethan Martin




MADISON, Dave (G) 1940-43
 MAGEE, Norman (G) 1951-55
 MAGRUDER, 1909-10
 MAILE, Dick (F) 1962-65
 MANCE, Omar-Seli (G) 1998-99
 MARAVICH, Josh (G), 2002-05
 MARAVICH, "Pistol" Pete (G) 1967-70
 MARSHALL, Paul (G), 1991-92
 MARTIN, Ethan (G) 1977-81
 MARTIN, Ken G. (F) 1955-56
 MARTIN, Terry (G), 2006-09
 MASCIA, David (G), 1991-92
 MASON, C. C. "Charlie" (C) 1925-27
 MASON, Dameron (F), 2006-07
 MATIENZO, (G) 1908-09
 MATTICK, Rick (C) 1976-79
 MAYOCK, Dan (F) 1968-69
 MEADOR, Bob J. (F) 1949-51
 MENRELL, Dick (F) 1946-48
 MERLE, Dom A. (F) 1955-58
 MERRELL, Richard L. (F) 1947-48
 MICHAELIS, Bill (G) 1943-44; 46-49
 MIDDLEBROOK, (F) 1919-20
 MILANOVIICH, Paul (G) 1967-68
 MILEY, Harry L. (G) 1944-45
 MILLER, Herd J. (C) 1944-45
 MILLER, Nolen C. "Babe" (G) 1933-36
 MILLER, Robert "Bob" (G-F) 1975-77
 MINOR, Tack (G), 2003-05, 07
 MITCHELL, Darrel (G), 2002-06
 MITCHELL, Leonard (F-C) 1980-84
 MITCHELL, Tasmin (F) 2005-07; 08-10
 MIXON, Butch (G) 1958-59
 MOON, Lynn B. (C) 1956-59
 MOORE, Bill (G) 1944-45
 MOREY, Dale E. (F) 1939-42
MORGAN, Malik (G), 2012-
 MOSCOVITZ, Danny (G), 1990-91
 MOSELEY, V. (F) 1909-13
 MOUTON, Lyle (G) 1987-89
 MUNSON, Wayne (F) 1957-59
 MURPHY, Gene A. (F) 1947-51
 MURPHY, Mike (F) 1964-65
 MURRAY, C. C. (F) 1943-44
 MUTAVOZIC, Misha (C) 1994-96

N

NABORS, Gene (G) 1995-96
 NATTIN, George L., Jr. (G) 1959-62
 NELTNER, Ross (F), 2003-05
 NESON, Guy W. (C) 1929-32
 NEWMAN, Donald (G) 1975-76
 NEWTON, Bill R. "Fig" (F) 1969-72
 NOLLEY, Landers (G/F) 1994-96
 NOTO, J. J. (G) 1923-24

T.J. Pugh



Don Redden



O

O'BRYAN III, Johnny, (F), 2011-
 OCHS, . . . (F) 1945-46
 O'NEAL, Shaquille (C) 1989-92
 O'QUINN, Leon (F) 1913-15
 OWENS, Andre (G) 1992-94
 OWEN, Chester (F) 1946-47
 OZBURN, Joe (G) 1948-51

P

PALFI, Djole (F) 1994-95
 PALMER, . . . (F) 1918-19
 PALUBINSKAS, Eddie (G) 1972-74
 PAYNE, . . . (G) 1913-15
 PEARCE, Clyde (F) 1913-17
 PERKINS, Greg (G) 1982-83
 PETTIT, Robert L. "Bob" (C) 1951-54
 PHARES, Jack (G) 1924-28
 PHILLIPS, W. J. (G) 1908-11
 PIAZZA, Doug (F) 1963-64
 PICOU, John (G) 1990-92
 POE, F. E. (F) 1929-30
 POPULIST, Daron (G), 2009-11
 POTTS, Chico (G) 1997-98
 PUGH T.J. (G) 1990-92

Q

QUIONEZ, 1918-19

R

RABENHORST, O. "Dudey" (G) 1918-19
 RABORN, Tommy (F) 1957-61
 RAGUS, Leonard A. (G) 1959-60
 RAISOR, Phil (G) 1958-60
 RAMIREZ, M. (F) 1943-44
 RAMSDEN, Dave K. (C) 1966-69
 RANDOLPH, Anthony (F) 2007-08
 RASMUSSEN, Bob (F) 1966-67
 RAYMOND, Chris (G) 1972-74
 REDDEN, Don (G-F) 1982-86
 REILY, Charlie S. (F) 1909-12
 REYNOLDS, Jerry (F-G) 1982-85
 RILEY, Red (G) 1917-22
 RITTNER, Perrin (F) 1949-51
 ROACH, Danny (F) 1961-62
 ROBERT, Charley (F) 1951-53
 ROBERTS, Stanley (C-F) 1989-90
 ROLAND, Lamont (G) 1999-01
 ROLLE, Magnum (F) 2005-07
 ROSS, A. L. (F) 1912-14
 RUBCHENKO, Roman (F) 1992-96
 ROY, R. S. (F) 1917-18

Derrick Taylor



Jerry Reynolds



RUDOLPH, Gus (F) 1978-80
 RUSHING, Troy E. (F) 1953-57
 RYAN, Warren F. "Pat" 1908-09

S

SAMUELS, H. J. (F) 1931-34
 SANBORN, . . . (G) 1929-32
 SANDERS, Al T. "Apple" Jr. (G) 1945-47
 SANDERS, Al T. "Little Apple" III (C) 1969-72
 SANDERS, J. Y. (G) 1908-11
 SAXON, Jimmy (F) 1925-28
 SAYLOR, Doug (G) 1974-76
 SCALES, DeWayne (F) 1977-80
 SCHAPER, John N. (F) 1970-72
 SCHIELE, Chester (G) 1947-48
 SCHIELE, Joe (F) 1945-48
 SCHULTZ, Darrell (G) 1950-53
 SCOTT, Garrick (C), 1994-96
 SCOTT, Lester (G) 1988-89
 SEBASTIAN, Don J. (G) 1952-56
 SEBASTIAN, J. D. (G) 1919-20
 SHARP, . . . (G) 1929-30
 SHEPPARD, Nick (C) 1995-97
 SHIRLEY, Calvin S. "Buddy" (G) 1965-67
 SHOCKEY, Jere (F) 1969-71
 SHOWS, W. (F) 1941-43
 SHUMAKER, Steve (C) 1967-68
 STENER, Carl (C) 1971-74
 SIGLER, Roger W. (F) 1953-57
 SIMMONS, Terrance (G) 1996-97
 SIMOES, Paulo (G) 1986-88
 SIMPSON, Gary (G) 1970-71
 SIMS, Billy (F) 1942-43
 SIMS, Keith (G) 1944-45
 SIMS, Wayne (F) 1987-91
 SIMS, Willie (G) 1977-81
 SINGLETON, Vernel (C) 1988-92
 SLOANE, LeGrand W. (F) 1942-43
 SMITH, Allen (G) 1959-60
 SMITH, Jabari (C) 1998-00
 SMITH, Nick (F) 1925-28
 SMITH, Terry (G) 1965-66
 SMITH, Tom (G) 1930-33
 SMITH, 1909-10
 SPENCER, Bo (G), 2007-10
 SPENCER, Duane (F) 1995-96
 SPILLER, S. (G) 1909-10
 SQUIRES, . . . (F) 1929-30
 STANFEL, Rich (C) 1982-83
 STAYTON, Bill (G) 1931-33
 STEPHENS, Reed (F) 1947-48
 STEVENS, Ed (G) 1930-31
 STEVENS, Norman G. "Steve" (G) 1922-26
 STONE, Orval (F) 1949-51
 STOREY, M. (G) 1937-38
STRINGER, Andre (G), 2010-
 SWIFT, Stromile (F) 1998-00

Jose Vargas



Apple Sanders



T

TANNEHILL, George M. (F) 1928-31
 TANNEHILL, T. (C) 1930-32
 TARASOVIC, George (F) 1951-52
 TAYLOR, Derrick (G) 1981-82; 83-86
 TAYLOR, Jeff (G) 1971-73
 TAYLOR, H. A. "Red" (F) 1927-28
 TEMPLE, Collis (C) 1971-74
 TEMPLE III, Collis (G) 1999-03
 TEMPLE, Garrett (G), 2005-09
 TERREBONNE, Greg (G), 2006-08
 THIGPEN, Tommy P. (C) 1964-67
 THOMAS, Quenton (G) 1994-95
 THOMAS, Tyrus (F), 2005-06
 THOMPSON, Charlie (G) 2000-04
 THOMPSON, Dick (G) 1947-51
 THOMPSON, T. (C) 1938-40
 THORNALL, Bill (F) 1942-43
 THORNTON, Marcus (G), 2007-09
 THORNTON, Quintin (F), 2007-09
 THORNTON, Sam B. 1922-23
 TIPTON, Wayne (F-G) 1964-67
 TITUS, Brandon (G) 1992-94
 TONKOVICH, Dawn (G) 1971-74
 TONN, R. W. "Ruddy" Jr. (F) 1930-32
 TORRANCE, Jack (C) 1931-34
 TRACEY, Dennis (G) 1988-90
 TRIBBETT, Jeff A. (G) 1967-70
 TRICHELLE, Bert (F) 1935-36
 TUCKER, Reggie (G) 1997-98
 TUDDOR, Bobby (F) 1954-55
 TUDDOR, John (G-F) 1980-84
 TURK, Dave (F) 1962-63
 TURNER, Ralston (G), 2010-12
 TURNLEY, J. E. "Bob" (G) 1943-44

U

UFFMAN, Kenneth (F) 1947-48
 USSERY, Stephen (F) 1988-89

V

VANCE, Damon (C) 1983-84
 VANCE, Griff D. (F) 1938-41
 VARGAS, Jose (C) 1984-88
 VOIGHT, Ken L. Jr (G) 1966-68
 VOOGD, Ben (G), 2005-07

W

WADE, Malcolm "Sparky" (G) 1932-35
 WALDEN, Henry E. (C) 1912-15
 WALTERS, Bill (G) 1942-43; 45-47

Anthony Wilson



DeWayne Scales



WALTERS, Jack (F) 1935-36
 WALTON, Adam (F) 1995-97
 WARNER, Jack (G) 1996-97; 99-00
 WARREN, Storm (F), 2008-12
 WASHINGTON, Rogers (F) 1995-97
 WEBB, Charlie L. (G) 1942-43; 45-47
 WEBER, S. R. "Chink" (G) 1922-23
 WELCH, Jim (C) 1936-37
 WELLS, Wendell Wally (G) 1934-37
 WESLEY, Bob (F) 1952-53
 WHIPPLE, Xavier (G) 2001-05
 WHITE, Hamp (G) 1963-65
 WHITE, H. H. (G) 1915-16
 WHITE, Joe (C) 1955-57
 WHITE, Malcolm (F), 2010-12
 WHITEHURST, Charles (F) 1954-55
 WHITTLE, Bill (F) 1970-73
 WILKINSON, J. P. (G) 1912-16
 WILKINSON, W. Scott (G) 1913-17
 WILKINSON, . . . (C) 1924-25
 WILLIAMS, Michael (G), 2012-13
 WILLIAMS, Jermaine (F) 1998-02
 WILLIAMS, John (F) 1984-86
 WILLIAMSON, Maurice (G) 1989-90; 91-93
 WILSON, Anthony (G) 1983-87
 WILSON, Bill L. (C) 1962-65
 WILSON, Edwin (G) 1985-86
 WILSON, Jason (F) 2000-02
 WILSON, Les (G) 1926-29
 WILSON, Nikita (C-F) 1983-87
 WOLF, Sidney "Izzy" (F) 1918-19
 WOLFERT, Paul (F), 2002-05
 WOLFERT, Rick (C) 1972-73, 1974-75
 WOLFF, Dennis (G) 1973-75
 WOLFE, Jamaal (G) 1998-99
 WOMACK, Leroy (F) 1996-97
 WOODSIDE, Bernard (F) 1985-88

Y

YATES, Robert P. (G) 1947-51
 YOUNG, JueMichael (F) 2001-02

Z

ZIEGLER, Lonnie (C) 1965-66
 ZINSER, Paul (G) 1953-55

This list represents basketball lettermen since LSU began basketball in 1908-09. The sports information office will appreciate your assistance in correcting any errors. Send all corrections or additions to Kent Lowe, P. O. Box 25095, Baton Rouge, La., 70894

Bernard Woodside



While some of the jersey numbers listed date back to the 1930s, records are somewhat incomplete through the 1950s. If you have changes, additions or corrections, please send them to Basketball SID Kent Lowe at clowe@lsu.edu for future updates.

0

Glen Davis, 2006-07

00

Charles Carmouche, 2013
 Brian Green, 2000-01-02-03
 Omar Seli-Mance, 1999
 Hernan Montenegro, 1988

1

Anthony Hickey 2012-13
 Tasmin Mitchell, 2006-07-08-09-10
 Regis Koundjia, 2005
 Tony Gipson, 2003-04

2

Johnny O'Bryant III 2012-13
 Chris Beattie, 2010
 Delwan Graham, 2009
 Dameon Mason, 2007-08
 Darrel Mitchell, 2003-04-05
 Brian Beshara, 2000-01

3

Jalen Courtney, 2013
 Garrett Green, 2010-11
 Anthony Randolph, 2008
 Tack Minor, 2004-05-06-07
 Torris Bright, 2000-01-02-03
 Jaamal Wolfe, 1999
 Reggie Tucker, 1998
 Doug Annison, 1993-94

4

Corban Collins, 2013
 Chris Bass, 2009-10-11-12
 Ben Voogd, 2006-07
 Regis Koundjia, 2004
 JueMichael Young, 2002
 Stromile Swift, 1999-00
 Gene Nabors, 1996-97
 Jamie Brandon, 1992-93-94
 Fess Irwin, 1987-88
 Joe Schiele, 1947

5

Shavon Coleman, 2013
 Malcolm White, 2011-12
 Marcus Thornton, 2008-09
 Mildon Ambres, 2004
 Robert Royal, 2001
 Jamal Harrison, 2001
 DeJuan Collins, 1998
 Lester Earl, 1997
 Landers Nolley, 1995-96
 Andre Owens, 1993-94
 Justin Anderson, 1992
 Frank Jennings, 1947

10

Andre Stringer , 2011-12-13
 Daron Populist, 2010
 Greg Terrebonne, 2007-08
 David Fleshman, 2005-06
 Charlie Thompson, 2001-02-03-04
 Rhodaria Caston, 1998
 David Bosley, 1994-95-96-97
 Maurice Williamson, 1990-92-93
 Parker Griffith, 1987-88
 Derrick Taylor, 1982-84-85-86
 Willie Sims, 1978-79-80-81
 Bob Miller, 1976-77
 Eddie Palubinskas, 1973-74

11

Shane Hammink, 2013
 Bo Spencer, 2008-09-10
 Josh Maravich, 2003-04-05
 Brandon Landry, 1999-00-01
 Djole Palfi, 1995
 Mike Hansen, 1991-92-93
 Anthony Wilson, 1984-85-86-87
 Drexal Allen, 1982
 Mark Alcorn, 1980-81
 Al Green, 1979
 Kenny Gray, 1958
 Roger Sigler, 1956-57
 Charlie "Bubba" Webb, 1947

12

Ronald Martin, 2012
 Aaron Dotson, 2010
 Tyrus Thomas, 2006
 Ronald Dupree, 2000-01-02-03
 Darryl Cooper, 1999
 Sean Gipson, 1993-94
 John Picou, 1991-92
 Lester Scott, 1989
 Darryl Joe, 1987-88
 Johnny Jones, 1981-82-83-84
 Joe Combs, 1958
 Troy Rushing, 1955
 Frank Brian, 1947

13

Eddie Ludwig, 2010-11-12-13
 Terry Martin, 2007-08-09
 Pete Bozek, 2001-02
 Dennis Tracey, 1989-90
 Todd Kinchen, 1988
 John Hudson, 1960-61

14

Courtney, Jalen, 2011-12
 Garrett Temple, 2006-07-08-09
 Jaime Lloreda, 2003-04
 Quenton Thomas, 1995-96
 Kyle McKenzie, 1988-89
 Edwin Wilson, 1986
 Donald Green, 1983
 Matt England, 1981-82
 Stanley Jacobs, 1960-61

15

Dennis Harris, 2010-11
 Magnum Rolle, 2006-07
 Jeremy Comeaux, 1998
 Deuce Ford, 1996
 Ocie Conley, 1985-86
 Joe Johnson, 1984
 Ray Borner, 1982
 Ray Vallery, 1956
 Don Belcher, 1953-54-55

17

James Gremillion, 1947

20

Dave Jackson, 2013
 Zach Kinsley, 2009-10
 Garrett Green, 2008
 Tim Bush, 2003
 Leroy Womack, 1997-98
 Ronnie Henderson, 1994-95-96
 T. J. Pugh, 1991-92
 Jason Cormier, 1989
 Neboisha Bukumirovich, 1985-86-87-88
 John Tudor, 1981-82-83-84
 Jordy Hultberg, 1977-78-79-80
 Donald Newman, 1976
 Randy Herring, 1974-75
 Jim Knudsen, 1972
 Tommy Henner, 1970
 Mark Bernbrock, 1969
 Ken Voigt, 1967-68
 Tommy Collins, 1959
 Bill Walters, 1946
 Abner Wimberly, 1944
 Griff Vance, 1941
 Tommy Thompson, 1939
 Glenn Delafield, 1937

21

Matt Derenbecker, 2011
 Chris Johnson, 2006-07-08-09
 Courtney Trask, 2003
 Jermaine Williams, 2000-01-02
 Brian Beshara, 1999
 Randy Livingston, 1995-96
 Lenear Burns, 1990-91-92-93-94
 Lyle Mouton, 1988-89
 Dennis Brown, 1984-85-87
 Ethan Martin, 1978-79-80-81
 Doug Saylor, 1975-76-77
 Tommy Raborn, 1958
 Don Loughmiller, 1953-54
 Humberto Ramirez, 1944
 Jack Bushman, 1937

22

Ralston Turner, 2011-12
 Taylor Jacobsen, 2010
 Darrel Mitchell, 2006
 Xavier Whipple, 2002-03-04-05
 Maurice Carter, 1996-97-98-99
 Clarence Ceasar, 1992-93-94-95
 Shawn Griggs, 1991
 Russell Grant, 1988-89
 Greg Perkins, 1983
 J. Brian Bergeron, 1979-80-81

Wayne Monson, 1958
 Troy Rushing, 1956-57
 Jim McNeily, 1954-55
 Gene Murphy, 1949-50
 Vernon McMorris, 1944

23

Pete Maravich, 1968-69-70
 Tom Collins, 1958
 Charlie Seitz, 1957
 Don Sebastien, 1954-56
 Joe Ozburn, 1949-51
 Jim McLeod, 1943
 George Haynie, 1941
 Felix Buchanon, 1938
 Ray Giacoma, 1936-37
 Sparky Wade, 1935
 Note: Pete Maravich's number retired in 1970

24

Malik Morgan, 2013
 Storm Warren, 2009-10-11-12
 Terrence Simmons, 1997
 Paul Johnson, 1993
 Vernel Singleton, 1989-90-91-92
 John Williams, 1985-86
 Leonard Mitchell, 1981-82-83-84
 Len Breda, 1977-78
 Brent Boyd, 1976
 Dennis Wolff, 1974-75
 Jeff Taylor, 1972-73
 Gary Simpson, 1971
 Richard Hickman, 1968-69-70
 Brad Brian, 1967
 Buddy Shirley, 1966
 Pat Chase, 1965
 Sam Chase, 1962-63-64
 Mahon Edmondson, 1961
 Phil Raisor, 1960
 Bobby Yates, 1949
 Keith Sims, 1945
 Dave Madison, 1942
 Conley Hathorn, 1936-37-38
 Ben Journeay, 1935

25

Daron Populist, 2011
 Ross Chouest, 2002
 Louis Earl, 1997-98
 Brandon Titus, 1993-94
 Paul Marshall, 1992
 Danny Moscovitz, 1991
 Chris Carrier, 1986
 Joe Costello, 1979-80-81-82
 Randy Coppens, 1975-76-77
 Dawn Tonkovich, 1972-73-74
 John Brantley, 1971
 John Carr, 1970
 Rusty Bergman, 1968-69
 Kenny Drost, 1965-66
 Bob Fetter, 1961-62-63-64
 Dick Davies, 1959-60
 Dick Thompson, 1949-50-51
 James McLeod, 1942
 Wendell Wells, 1937

26

Talmadge Bozeman, 1940
 Glenn Delafield, 1938

27

Elliot Gremillion, 1944
 Raymond Bass, 1942
 Tommy Thompson, 1940
 Woodie Doshier, 1939
 Nolan Miller, 1935, 1936

28

Glavis Edwards, 1946
 Ed Lester, 1945
 LeGrand Sloane, 1943
 Felix Buchanon, 1940
 Dick Burge, 1939
 Jack Bushman, 1938

29

Edgar "Bud" Turnely, 1944
 John Chaney, 1941-43
 Howard Jackson, 1937
 Audley MacDonald, 1936
 Jack Harris 1935

30

Alex Farrer, 2006-07-08-09-10
 Brandon Bass, 2004-05
 Chico Potts, 1998
 Stephen Ussery, 1989
 Bernard Woodside, 1986-87-88
 Theron Cojoe, 1983-84
 Brian Kistler, 1981-82
 Frank Lifetree, 1977-78
 Michael Brown, 1976
 John Enguist, 1973-74
 Tommy Hess, 1970-71-72
 Rick Lupcho, 1968-69
 Buddy Shirley, 1967
 Scott Eowling, 1966
 Judd Cramer, 1964
 George Nattin, 1960-61-62
 Wayne Monson, 1959
 Wilton Dale, 1944
 Dave Madison 1943
 Willie Morgan, 1940-41
 Arnold Bryan, 1937
 Bert Trichel, 1936
 Buddy Blair, 1935

31

Jermaine Williams, 1999
 Oliver Brown, 1984-85-86-87
 DeWayne Scales, 1978-79-80
 Mark Smyth, 1977
 Al "Little Apple" Sanders, 1970-71-72
 Ralph Jukkola, 1967-68-69
 Wayne Austin, 1965-66
 Doug Piazza, 1964
 Maury Drummond, 1961-62-63
 Joe Borgini, 1960
 Bobby Lowther, 1943
 W. Shows, 1942
 Frank Doughtry, 1938

32

John Isaac, 2012
 Quintin Thornton, 2008-09
 Paul Wolfert, 2003-04-05
 Willie Anderson, 1998-99
 Nick Shepherd, 1996-97
 Harold Boudreaux, 1990-91-92
 Paulo Simoes, 1987-88
 Damon Vance, 1984-85
 Howard Carter, 1980-81-82-83
 Ernest Brown, 1979
 Gary Huffman, 1975-76
 Mickey Heard, 1974
 Terry Smith, 1966
 Randy Geyer, 1964-65
 Ray Lewis, 1962
 Lynn Moon, 1959
 Charley Robert, 1953
 Bobby Boggess, 1949-50-51
 Dick Merrel, 1948
 Clyde Lindsey, 1946
 Hear Miller, 1944
 William Walters, 1943
 Sid Auger, 1936

33

Marqus LeDoux, 1999
 Glover Jackson, 1994
 Shaquille O'Neal, 1990-91-92
 Ricky Blanton, 1985-86-87-88-89
 Steffond Johnson, 1982-83-84
 Walter Campbell, 1978-79
 John Breathwit, 1976-77
 Mike Darnall, 1974-75
 Steve Chidley, 1972
 Jere Shockey, 1971
 Jeff Tribett, 1968-69-70
 Kenny Drost, 1967
 Brad Brian, 1965-66
 Steve Cram, 1964
 Ellis Cooper, 1961-63
 Butch Mixon, 1959
 Lynn Moon, 1957-58
 Bob Freshley, 1953-54
 Orval Stone, 1950
 Ray Bass, 1949
 Dick Harris, 1944
 Jack Fulkerson, 1942
 Walker Cress, 1937
 Lloyd Lindsey, 1935
 Note: Shaquille O'Neal's number retired in Dec. 2000

34

Glen Davis, 2005
 Mildon Ambres, 2003
 Cedric Carter, 1998-99
 Alonzo Johnson, 1995
 Randy Duvall, 1990
 Tyrone Black, 1980-81-82-83
 John Shaper, 1971-72
 Kent Johnson, 1970
 Chuck Legler, 1968-69
 Dave Ramsden, 1967
 Harry Heroman, 1964-65-66
 Dave Turk, 1963
 Ray Lewis, 1960-61
 Carey Guglielmo, 1958
 R. R. McCain, 1957

Paul Zinser, 1954-55
 Joe Dean, 1950-51
 Bill Michaelis, 1949
 Winson Hoover, 1944

35

Darnell Lazare, 2004-05-06-07
 Rogers Washington, 1996-97-98
 David Mascia, 1993
 Chris Jackson, 1989-90
 Jerry Reynolds, 1983-84-85
 Lionel Green, 1976-77-78-79
 Glenn Hansen, 1974-75
 Bill Whittle, 1971-72-73
 Danny Hester, 1969-70
 Chuck Legler, 1967
 Larry Henderson, 1965-66
 Jack Belcher, 1964
 Ray Hines, 1960
 Carey Guglielmo, 1959
 Dom Merle, 1957-58
 Dick Holt, 1956
 Norman Magee, 1953-54-55
 Bob Meador, 1949-50-51
 Jim Welch, 1937
 Kernan Banker, 1936

36

Bill Bohannon, 1936

37

Doc Floyd, 1937
 Buster Bryan, 1936

38

W. D. Leathers, 1935-36-37

39

Willard Beeson, 1936

40

Brian Helquist, 1999
 Durand "Rudy" Macklin, 1977-78-79-80-81
 Paul Kates, 1976
 Carl Siener, 1972-73-74
 Bob Lang, 1970
 Paul Milanovich, 1968
 Wayne Tipton, 1965-66
 Steve Cram, 1963
 Bob McLoughlin, 1962
 Stan Jacobs, 1959
 Bob Loftin, 1958
 Bill Lee, 1954
 Sonny Gregory, 1950
 Jack Hall, 1949
 Wendell Well, 1936
 Note: Rudy Macklin's uniform with No. 40 retired in Feb. 2010.

41

Justin Hamilton, 2012
 Ross Neltner, 2005
 Collis Temple III, 1999-00-01-02-03
 Duane Spencer, 1996-97
 Richard Krajewski, 1989-90-91
 Nikita Wilson, 1984-85-86-87
 Rick Mattick, 1977-78-79-80
 Collis Temple, Jr., 1972-73-74
 Nelson Isley, 1971
 Jere Shockey, 1969
 Bob Grdley, 1968
 Wayne Tipton, 1967
 Pat Chase, 1966
 Ronnie Register, 1965

42

Antonio Hudson, 2002-03-04-05
 Bob Hall, 1997
 Ben McDonald, 1987-88
 Edwin Wilson, 1986
 Duane DeArmond, 1977-78-79-80
 Willie High, 1976
 Marty Allman, 1971-72-73
 Steve Shumaker, 1968
 Bob Rasmussen, 1967
 Hamp White, 1964-65
 Jim Lindsey, 1949-50

43

Lamont Roland, 2000-01
 Misha Mutavdzic, 1995-96
 Geert Hammink, 1989-90-91-92-93
 Jose Vargas, 1985-86-87-88
 Greg Cook, 1978-79-80-81
 Frank LeFevre, 1975
 Ralph Loe, 1973
 Bill Newton, 1970-71-72
 Dave Ramsden, 1969
 Randy LaMont, 1968
 Pete Henry, 1966
 Dick Maile, 1963-64-65
 Norman Card, 1962
 Allen Smith, 1960
 Stan Jacobs, 1959
 Bill Loftin, 1958
 Ken Marten, 1956
 Les Jones, 1953-54
 Perrin Rittner, 1950

44

Thomas Davis, 2002-03
 Jason Wilson, 2001
 Adam Walton, 1995-96-97
 Kirk Goehring, 1993
 Wayne Sims, 1988-89-90-91
 Don Redden, 1983-84-85
 Andy Campbell, 1978-79-80-81
 Scott Spencer, 1977
 Ed LeBlanc, 1973-74-75-76
 Tommy Thigpen, 1965-66-67
 Norman Card, 1964
 Howard Keene, 1962-63
 Raymond Arthur, 1961
 Joe Clune, 1960
 Jim Crisco, 1957-58-59
 Byron Johnson, 1949-50
 Bob Meador, 1948

45

Mychal Williams, 2013
 Aaron Dotson, 2011
 Ross Neltner, 2004
 Jack Warner, 1997-98-99-00-01
 Roman Rubchenko, 1993-94-95-96
 Zoran Jovanovich, 1985-86
 Rick Stanfel, 1983
 Gus Rudolph, 1979-80
 Floyd Bailey, 1975-76-77-78
 John Brantley, 1972
 Drew Corley, 1967-68-69
 Lonnie Ziegler, 1965
 Bill Wilson, 1963-65
 Tom Conklin, 1961-62
 Phil Raisor, 1959
 Mark Freeman, 1950
 Graves Holloway, 1949

50

Joe Combs, 1959
 Bob Pettit, 1952-53-54
 Note: Bob Pettit's number retired in 1954

51

Joshua Badeaux, 2013
 Shawnsen Johnson, 2003
 Jason Wilson, 2002
 Scott Bowling, 1965
 Randy Geyer, 1963
 John Bayley, 1961-62
 Carey Guglielmo, 1960

52

Jabari Smith, 1999-00
 Jeremy Comeaux, 1998
 Duncan Dowling, 1963
 Tommy Raborn, 1959-60
 Joe Fahey, 1955-56
 Benny McArdle, 1953-54
 Darrell Schultz, 1951

53

Stanley Roberts, 1990
 Jack Blecher, 1962-63
 Bob Loftin, 1959

54

Brad Bridgewater, 1999-00-02-03
 Garrick Scott, 1995-96
 Norman Card, 1963
 Duncan Dowling, 1962
 Tom Conklin, 1961
 Earl Long, 1959
 Joe White, 1956
 Ned Clark, 1954-55

55

Andrew Del Piero, 2012-13
 Kenneth Bridges, 1953

LSU Athletic Hall of Fame

The LSU Athletic Hall of Fame is one of the most prestigious athletic clubs that recognizes only the best and brightest of LSU athletes. All student-athletes in the LSU Athletic Hall of Fame must have received their degree at LSU to be eligible.

In 2007, a new category was added to allow coaches and administrators into the LSU Hall of Fame. That allowed both coaches Harry Rabenhorst and Dale Brown and trainer Dr. Marty Broussard to enter the prestigious hall.

Listing includes just the members of the Hall of Fame involved in LSU Basketball:

- Malcolm "Sparky" Wade** -- Inducted in 1937
- Joe Dean** -- Inducted in 1953
- Bob Pettit** -- Inducted in 1954
- Joe Bill Adcock** -- Inducted in 1978
- Bobby Lowther** -- Inducted in 1978
- Durand "Rudy" Macklin** -- Inducted in 1990
- Shaquille O'Neal** -- Inducted in 2000
- Dr. Martin J. Broussard (Athletic Trainer)** -- Inducted in 2009
- Harry Rabenhorst (Head Coach)** -- Inducted in 2009
- Frank Brian** -- Inducted in 2013
- Dale Brown (Head Coach)** -- Inducted in 2013

Louisiana Sports Hall of Fame

To be a member of the Louisiana Sports Writers Hall of Fame is one of the greatest honors that could be bestowed on an athlete from this state or who has performed a portion of his career in this state. Each year's class continues to add to the prestige of the growing list of Hall of Fame inductees. The Hall of Fame ceremonies are conducted each June in Natchitoches at the Natchitoches Events Center just a block from the new multi-million dollar home of the Hall of Fame that opened in June 2013.

A total of 14 men and women who participated in the LSU basketball program either as players or coaches have been inducted in the Hall of Fame. In 2005, LSU's Durand "Rudy" Macklin, a member of the 1981 Final Four team and the No. 1 rebounder and No. 2 scorer in LSU men's history, along with late former LSU women's head coach Sue Gunter were inducted.

In 2009, the late Dr. Martin J. Broussard became the first athletic trainer ever inducted into the Louisiana Sports Hall of Fame.

This past year, LSU and NBA icon Shaquille O'Neal delighted a packed house for his induction ceremony.

The 14 LSWA Hall of Famers with their years of participation in LSU basketball in parenthesis:

- Buddy Blair** -- (F, 1933-35, member 1935 national champions), inducted 1981
- Frank Brian** -- (F, 1942-43; 1945-47, All-SEC 1943, 1946, two-time NBA All-Star), inducted in 1986
- Dr. Martin J. Broussard** -- LSU athletic trainer for six decades, inducted 2009
- Dale Brown** -- (Coach, 1972-96, 1981, 1986 NCAA Final Four; 1979, 1981, 1985, 1991 SEC Championships, all-time winningest coach at LSU, 448 wins), inducted in 1999
- Joe Dean** -- (F, 1949-52; TV Commentator, LSU Athletic Director, 1987-2000), inducted in 2001
- Sue Gunter** -- (Coach, LSU 1982-2004), inducted into Naismith Hall of Fame, Fall 2005, inducted in 2005.
- Bobby Lowther** -- (F, 1942-43; 1945-48, All-SEC 1946, All-American in 1946 in both basketball and track and field), inducted in 1995
- Rudy Macklin** -- (F, 1976-81, All-SEC 1977, '78, '80, '81, All-America 1981) Second leading scorer, first in rebounding, inducted in 2005.
- Pete Maravich** -- (G, 1967-70, three-time All-American, Division I all-time scorer), inducted in 1984
- Shaquille O'Neal** -- (C, 1989-92, SEC POY 1991, 1992; National Player of the Year 1991; All-American 1991, 92; NBA No. 1 pick, 1992), inducted in 2013
- Bob Pettit** -- (C, 1951-54, two-time All-American, 1953 Final Four member, 10-time NBA All-Star), inducted in 1973



Buddy Broussard accepts the LSU Hall of Fame award for his late father, Dr. Marty Broussard from Boots Garland.



LSU's Ricky Blanton with son Gavin is presented his LABC Hall of Fame plaque at their 2010 banquet by Louisiana Sports Hall of Fame Coach Dale Brown.

- Harry Rabenhorst** -- (Coach, 1925-42, '45-57, 1935 national championships, 1953 Final Four), inducted in 1970
- Malcolm "Sparky" Wade** -- (G, 1932-35, member 1935 national champions, first LSU All-American), inducted 1962
- Joyce Walker** -- (G, 1981-84, three-time Kodak All-American), inducted in 1997



Kenny Higgs with wife Jill receives his LABC Hall of Fame plaque at the 2011 induction ceremony.



Rudy Macklin receives his Louisiana Sports Hall of Fame plaque from Louisiana Sports Writers Association President Scooter Hobbs at the 2005 induction ceremony.

Louisiana Association of Basketball Coaches

Formed in 1974, the LABC represents the colleges and universities of the state in an effort to promote basketball on all levels in Louisiana. The group celebrated its 25th anniversary in 1999 with its announcement of its Team of the Century as chosen by the head coaches of men's basketball in the state and a panel of the state's sports media.

LABC Hall of Fame

Mahmoud Abdul-Rauf -- (G, 1988-90, played as Chris Jackson, NCAA all-time leading freshman scorer, All-American, 1989-90) -- inducted in 1998.

Ricky Blaton -- (F, 1984-86; 87-89, All-SEC 88, 89 ... Member 1986 Final Four team) -- inducted in 2010

Frank Brian -- (F, 1942-43; 45-47, All-SEC 1943, 1946, two-time NBA All-Star), inducted in 1987.

Howard Carter -- (G, 1979-83, member 1981 Final Four team), inducted 1994

Dale Brown -- (Coach, 1972-1997, winningest coach in LSU history), inducted 2005

Joe Dean -- (F, 1949-52), LSU Athletic Director, inducted 1985

Kenny Higgs -- (G, 1974-78); All-SEC, 1976-78, inducted 2011

Jerry Reynolds -- (F, 1982-85, All-SEC 1984, 1985), inducted 2003

Durand "Rudy" Macklin -- (F, 1976-78; 1979-81, member 1981 Final Four team, school's all-time leading rebounder), inducted 1987.

Dick Maile -- (F, 1962-65), inducted 2005

Pete Maravich -- (G, 1967-70, three-time All-American, Division I all-time scorer), inducted in 1977.

Leonard Mitchell -- (F, 1981-84, Member 1981 Final Four Team), inducted 2000

Shaquille O'Neal -- (C, 1989-92, two-time All-American, National Player of the Year, 1991), inducted 1998.

Bob Pettit -- (C, 1951-54, two-time All-American, 1953 Final Four member, 10-time NBA All-Star), inducted in 1976, charter inductee

Harry Rabenhorst -- (Coach, 1925-42, '45-57, 1935 national champions, 1953 Final Four), inducted in 1979.

Don Redden -- (F, 1982-86, member 1986 Final Four team), inducted 1993

Roger Sigler -- (F, 1953-57, All-SEC 1956, '57), inducted 1999

Collis Temple, Jr. -- (F, 1971-74), inducted 1995

Malcolm "Sparky" Wade -- (G, 1932-35, member 1935 national champions, first LSU All-American), inducted 1977

LABC Mr. Basketball Award

Given annually by the LABC to someone who has made a significant contribution to basketball in the state of Louisiana.

Joe Dean -- inaugural recipient in 1975

Bob Pettit -- recipient in 1976

Dale Brown -- recipient in 1988

Shaquille O'Neal -- recipient in 2000, L.A. Lakers

LABC Don Landry Award

Named in honor of the founder and first president of the LABC, given to someone who has rendered distinguished service and made a significant contribution to the LABC.

Dale Brown -- inaugural recipient in 1998.

LABC Bob Pettit Award

Given to the professional player of the year from Louisiana.

Shaquille O'Neal -- recipient in 1994, 1995, Orlando Magic

Shaquille O'Neal -- recipient in 2000, 2001, 2002, 2004 L.A. Lakers

Shaquille O'Neal -- recipient in 2005, 2006, 2007 Miami Heat.

Marcus Thornton -- recipient in 2010 New Orleans Hornets.

LABC Tommy Joe Eagles Memorial Award

Given to the college coach of the year in Louisiana

Dale Brown -- recipient in 1979, 1981, 1986, 1987

John Brady -- recipient in 2000, 2003, 2006

Trent Johnson -- recipient in 2009



Ronald Anderson
Baton Rouge, La.
District 6



Scott Angelle
Breaux Bridge, La.
District 3



Scott Ballard
Covington, La.
District 1



R. Blake Chatelain
Alexandria, La.
District 5



Garret "Hank" Danos
Larose, La.
District 3



Ann Duplessis
New Orleans, La.
District 2
Chairman-Elect



Dr. John George
Shreveport, La.
District 4



Stanley J. Jacobs
New Orleans, La.
District 1



Raymond Lasseigne
Bossier City, La.
District 4



Jack Lawton
Lake Charles, La.
District 7



Lee Mallett
Lake Charles, La.
District 7



Rolfe McCollister
Baton Rouge, La.
District 6



James Moore
Monroe, La.
District 5



J. Stephen Perry
New Orleans, La.
District 2



Robert Yarborough
Baton Rouge, La.
Member-At-Large
Chairman



John Woodard
Covington, La.
Student Member



Dr. F. King Alexander

President/Chancellor, LSU

LSU

Dr. F. King Alexander was named the president and chancellor of Louisiana State University, which has an annual budget of \$3.4 billion and more than 54,000 students. He was appointed to the position by the LSU Board of Supervisors in March 2013 and assumed the position on July 1.

Prior to being named the president, Dr. Alexander was president of California State University, Long Beach (2006-2013) one of the nation's largest public universities located in southern California.

During his more than seven-year tenure at California State University, Long Beach, Dr. Alexander was twice named the California State University Student Association (CSSA) "President of the Year," which represents all 23 California State Universities and its over 440,000 students.

Prior to becoming president of California State University, Long Beach, Dr. Alexander was president of Murray State University in Kentucky (2001-2005) and was a faculty member at the University of Illinois, Champaign-Urbana, where he was the director of the graduate higher education program.

A Kentucky native who grew up in north Florida, Dr. Alexander received his Ph.D. from the University of Wisconsin-Madison in higher education administration with a focus on finance and educational policy analysis, and a Master of Science degree from the University of Oxford, Oxford, England in comparative educational studies.

As a teacher and administrator, Dr. Alexander has received many honors, including the University of Wisconsin-Madison School

of Education Alumni Achievement Award (2002) and has research university faculty affiliations at the University of Wisconsin-Madison Center for the Study of Postsecondary Education (WISCAPE) and Cornell University Higher Education Research Institute (CHERI).

Alexander is an internationally-respected expert in higher education finance and public policy and frequently publishes in national journals and for organizations in this field. He has served as a reviewer, an editorial board member, and a university instructor and faculty member, teaching courses in higher education finance, law, history and current events.

Dr. Alexander also has been asked to represent public higher education colleges and universities on numerous occasions to the United States Congress on issues of college affordability, student indebtedness, and institutional efficiency and effectiveness in efforts to address many of the growing challenges facing American higher education. Due to his national recognition and involvement on higher education issues, Dr. Alexander has served on numerous U.S. higher education and statewide organizational leadership boards where he remains very active.



Dr. Bill DeMastes

Faculty Athletics Representative

Dr. Bill DeMastes, a professor of English at LSU, is in his second year as Faculty Athletics Representative. Dr. Demastes earned his Ph.D. in English in 1986 from the University of Wisconsin-Madison with a Field of Study of Drama as Genre and a specialization in 20th-Century American and British Drama. He

earned his masters in English in June 1979 from the University of Georgia in Athens where he specialized in 19th-Century American Literature.

At LSU, he served as Associate Dean of the College of Arts and

Sciences from 2001-2004 and Director of Undergraduate Studies for the Department of English from 1999-2001 and 2010-11. He has also served as Associate Chair of the Department of English (1998-99); Director of the Master of Arts in Liberal Arts Program (1996-2004); and, Director of Graduate Studies in the Department of English (1992-94; 2006-06).

He was honored with the LSU Alumni Association Faculty Excellence Award in 2000 and in 2002 won the LSU Distinguished Faculty Award. He was named in 2009 an LSU Rainmaker which is given to the top 100 LSU Faculty. In 2010 he was named the Tiger Athletic Foundation undergraduate Teaching Award University College and in the summer of 2011 was named the Harry Ransom Summer Fellowship recipient from the University of Texas.



Joe Alleva

LSU Vice Chancellor/Director of Athletics

Joe Alleva continues to bring unprecedented national recognition to LSU as Vice Chancellor and Director of Athletics. Under Alleva's leadership, LSU enjoys one of the country's premier athletics programs with success on and off the field of competition. Now in his sixth year at LSU, Alleva is dedicated to athletic and academic excellence, and is committed to providing the opportunities and the resources necessary for student-athletes to excel in competition, in the classroom and in the community. Alleva joined the LSU family on April 4, 2008 after a highly successful tenure as director of athletics at Duke University for 10 years. Alleva's role at LSU was further expanded in August of 2009 when vice chancellor was added to his title by the LSU Board of Supervisors. It is the first time in school history that the director of athletics has also held a vice chancellor position.

Alleva is currently serving a five-year term on the prestigious NCAA Men's Basketball Committee, reinforcing his position as one of the most respected athletic administrators in the country.

Upon his arrival at LSU, Alleva unveiled a strategic master plan for the LSU athletics program – "LSU: Thru and True" – to ensure the advancement and future of LSU Athletics as an exemplary program. The central mission of the plan is to create an environment for student-athletes to reach their ultimate potential, prepare them to be champions in life and to set out goals and values for the entire athletics program.

Alleva's vision will keep LSU among the nation's leaders in athletic facilities. He launched an aggressive fund-raising campaign to replace several hundred windows in Tiger Stadium that were in disrepair, and a new coating to the facade of the structure has given the old stadium new life. A renovated gating system on the west side of the stadium debuted in the fall of 2012 to include a plaza that celebrates LSU's football national championships and recognition walls that honor Tiger All-Americans. A new plaza will open on the north end of the stadium in the fall of 2013, further enriching the experience of visitors to the LSU campus.

A new lighting system was installed prior to last season that turns the upper archways of the north end of the stadium purple and gold and lights the iconic "LSU" on the stadium's north scoreboard. In addition, "Tiger Stadium" in 10-foot tall illuminated letters sits just below the west upper deck facing Nicholson Drive.

Also in the fall of 2012, LSU began construction on an expansion of the South End Zone of the stadium – a project that will add premium seating, general public seating and two state-of-the-art video boards – continuing an effort to augment one of the most iconic venues in all of college sports. The project will be completed in time for the start of the 2014 football season.

Under Alleva's direction, LSU's world-renowned track and field program received a state-of-the-art running surface in 2010 when a new track was installed in Bernie Moore Stadium and extensive renovations to the Tiger soccer facility were completed in the fall of 2011.

Alleva directed a major renovation to the University Club golf course that was completed in September 2010 and allows the LSU men's and women's golf teams to compete on one of the most challenging courses in the country. The renovated course helped prepare Tiger

golfers John Peterson and Austin Ernst, respectively, to win 2011 NCAA men's and women's individual championships, marking the first time both titles were claimed by players from the same school. The LSU men's team in 2013 played host to an NCAA Regional for the first time in the school's illustrious golf history.

Future plans include a new gymnastics practice facility, a new tennis complex featuring indoor and outdoor courts, and a state-of-the-art Nutrition Center for Student-Athletes, a facility that will house full-time chefs and nutritionists and provide the best dietary selections for all Fighting Tiger competitors.

LSU's prominence was evident in the final 2012-13 Learfield Sports Director's Cup standings that recognize the nation's best athletic programs, as the Tigers finished in the Top 20 for the eighth consecutive year.

The year was highlighted by another 10-win season and bowl appearance for the Fighting Tiger football team, which recorded a double-digit victory total for the sixth time in eight years. The men's basketball program was rejuvenated by first-year coach Johnny Jones, who directed the Tigers to a 19-12 mark while placing LSU back into consideration for a postseason berth. Women's basketball continued its rise under second-year coach Nikki Caldwell, who guided the Lady Tigers to LSU's first Sweet 16 berth in five years.

The 2013 Fighting Tiger baseball team established a school record for victories with 57 and earned the school's 16th College World Series appearance while capturing SEC Western Division and SEC Tournament titles. The softball squad won the SEC West and played host to an NCAA Regional in Tiger Park before record crowds. The LSU gymnastics team reached the prestigious Super Six for the third time in six seasons, and the women's track team, led by Bowerman Award winner and national sprint champion Kimberlyn Duncan, placed fourth in the final NCAA outdoor standings.

But the 2012-13 year was about more than just athletic success. Living up to Alleva's mantra of "competition, classroom, community," LSU student-athletes logged more than 4,475 hours in community service work across 20 sports through LSU's Geaux Givers program. And a total of 89 proud Tigers received their degrees from the university during LSU commencement ceremonies in December and May.

The Tigers in 2011-12 finished fourth in both the men's and women's Capital

One Cup competition that identifies athletic excellence. LSU was one of only two schools in the country – and the only one in the SEC – to rank in the top four in both categories.

Eighteen of the Tigers' 20 varsity sports participated in NCAA postseason competition in 2011-12. The year was highlighted by the football team's undefeated regular season, an SEC championship and an appearance in the BCS National Championship Game. The Lady Tiger track and field team captured the SEC championship while the LSU softball squad advanced to the Women's College World Series. The Fighting Tiger baseball team won the 2012 SEC championship, and LSU led the nation in attendance for the 17th straight season. The 2011-12 season marked the first time in school history that LSU won both the SEC title in both football and baseball in the same athletic year.

Outstanding performances of the 2010-11 athletic season included the exploits of the Fighting Tiger football squad that posted an 11-2 mark – including a Cotton Bowl victory – and finished the season ranked No. 8 in the nation. The year also featured Top 5 national finishes both indoors and outdoors by the men's and women's track and field teams.

In 2008-09, all 20 LSU sports competed in NCAA postseason play for the first time in school history and the Tiger baseball team won the national championship. LSU ranked second among Southeastern Conference teams in the Learfield Director's Cup All-Sports standings and finished in the Top 20 for the sixth year in a row.

With a strong commitment to academics, Alleva ensures that the Cox Communications Academic Center for Student-Athletes is a first-class facility that provides student-athletes the resources necessary for success in the classroom and personal development. The facility was recently enhanced by the addition of a media training center that gives student-athletes valuable assistance in improving their communications skills.

And with a strong emphasis on community service and outreach programs, the implementation under Alleva's direction of the "Geaux Givers" program fosters a relationship between the local community and LSU student-athletes, who regularly participate in philanthropic events. In addition, Alleva has bolstered the department's L-Club program to reach out and connect with former student-athletes.

Alleva oversees a staff of outstanding coaches and he has made

critical additions to LSU's coaching staff in recent years. He hired former LSU guard Johnny Jones in April 2012 to breathe new life and enthusiasm into the men's basketball program and last year added Julia Sell as the new women's tennis coach. In 2011, he lured the dynamic Nikki Caldwell to LSU to coach the Lady Tiger basketball team and then hired Beth Torina to direct the Tiger softball program, both of whom immediately returned their respective programs to NCAA postseason success.

Alleva is an innovator with bold ideas that benefit not only LSU but all of Greater Baton Rouge. He has been instrumental in the planning of the Bayou Country Superfest, a two-day country music concert and festival held in Tiger Stadium each spring. The event attracts nearly 100,000 visitors to the LSU campus and makes a tremendous economic impact upon the local community.

Alleva has served on numerous national committees throughout his career including the Football Bowl Certification Committee, the NCAA Division I Championships/Competition Cabinet and several Southeastern Conference and Atlantic Coast Conference committees.

He became director of athletics at Duke in 1998 and his impressive tenure there propelled the university into the ranks of America's top all-around collegiate programs. Among his outstanding list of accomplishments includes the greatest 10-year period in Duke Athletics, winning more ACC and NCAA championships than in any other decade in school history.

Alleva, whose hometown is Suffern, N.Y., majored in Finance at Lehigh University and received his bachelor's degree in 1975. While at Lehigh, Alleva was the quarterback of the football team and team captain in 1974. Alleva also played on the Lehigh baseball team. He served as a graduate assistant football coach and earned an MBA in 1976.

While at Duke, Alleva played a key role in Durham's community sports scene. He started Little League Baseball in Durham over 20 years ago, and also began the American Legion baseball program.

He is a member of the North Carolina American Legion Hall of Fame, Suffern High School Hall of Fame and the Rockland County Hall of Fame.

Alleva and his wife, Annie, have three children, J.D., Jeff, and Jenny. Joe and Annie recently welcomed their first grandchild, Harper, the daughter of Jenny and husband Kyle Young.



Verge Ausberry

Senior Associate AD/Operations and Administration

A former LSU football standout, Verge Ausberry joined the athletics administrative staff in August 2001 as the Associate Athletics Director for Operations. He was appointed to the position of Senior Associate Athletics Director in May 2006.

Ausberry supervises and is responsible for football, operations and football scheduling. He also oversees the LSU men's and women's track and field programs, the equipment staff, the strength and conditioning staff, the Dr. Martin Broussard training room, the video department and football game management.

Ausberry, from New Iberia, La., played inside linebacker for the Tigers, lettering in 1986-89. He was part of two SEC championship teams, playing on teams that went to four bowl games.

Before joining the LSU athletic administration, he was very closely involved in the athletic program, first serving for almost seven years as a member of LSU's highly regarded Academic Center for Athletes.

After leaving the Academic Center, he moved in July 1999 to the Tiger Athletic Foundation staff as part of LSU's fundraising arm.

Ausberry received his Bachelor of Science degree in education in May of 1990, his Master of Education degree in administration, supervision and certification in child welfare in May of 1992 and his specialist in higher education administration in 2004. He is presently a doctoral candidate in higher education administration at LSU. He is married to the former Cheri Morial of New Orleans and they have two boys, Austin(9) and Jaiden(8).



Bo Bahnsen

Senior Associate AD/Compliance and Planning

Returning in 2009 to serve the department in the Compliance Office, Bahnsen is once again proving to be a very versatile member of the athletic department.

Before moving back to Compliance, Bahnsen served the previous five years, in a valuable role as Associate Athletics Director for Internal Relations, overseeing the ticket office and all customer service operations.

Prior to December of 2003, Bahnsen's primary responsibility for the previous 14 years was to serve as LSU's NCAA compliance officer.

Bahnsen served as manager of the LSU basketball team as an undergraduate at LSU. In 1982, he became the administrative assistant for the men's basketball team, where he worked for five years.

In July 1987, he became administrative assistant to Athletics Director Joe Dean, overseeing the purchasing office and departmental travel operations until his promotion in 1989. In 1989, he was assigned his primary responsibility as NCAA compliance officer as assistant athletics director, and then was promoted to associate AD in 1996.

Bahnsen has been responsible for overseeing the successful implementation of LSU's Tradition Fund Program, a football-seating plan that requires contributions for the right to purchase approximately 45,000 seats in Tiger Stadium. In 2009, he helped organize the highly successful LSU celebration of the 100th anniversary of the Men's Basketball Program.

A native of Wharton, Texas, Bahnsen attended Wharton County Junior College for two years before transferring to LSU in 1979. He earned his Bachelor of Science degree in physical education.

Bahnsen, 54, is married to the former Karen Mayson, a former LSU golfer and current head coach of the Lady Tigers golf program. The couple has two children, Darren and Devin.



Mark Ewing

Senior Associate AD/Business

Mark Ewing, a 29-year employee of Louisiana State University, is in his 13th year with the Athletics Department, and serves as the department's Senior Associate Athletics Director for Business and the department's Chief Financial Officer.

His duties as the department's Chief Financial Officer includes oversight of the departments over \$95 million budget, management of the athletic business office, oversight of all travel, human resources, and purchasing. He also supervises the Athletic Ticket Office and LSU SportShop and serves as the liaison for concession operations. He is responsible for the department's financial forecasting and provides the financial information necessary for funding athletic construction and maintenance projects. He also serves as the department's administrator for men's and women's golf.

Ewing came to athletics from LSU's Office of Budget and Planning. He served as LSU's Budget Director overseeing the development and management of the university's over \$360 million operating budget.

Ewing, who is a native of Pointe Coupee Parish, received a bachelor's degree in finance from LSU in 1978 and a master's degree in public administration from LSU in 1995.

Ewing and his wife, Gail, have three daughters: Andrea and her husband Cody Lee, Arleen and her husband John Daniel, and Molly Sue. He also has one granddaughter - Ainsley Grace.



Ronnie Haliburton

Senior Associate AD/Athletic Facility Management

Ronnie Haliburton, who served as director of facility services in the LSU Athletics Department for three years, was promoted to Associate Athletics Director for Athletic Facility Management in March 2007.

Haliburton came to the athletics department in December of 2003 from LSU's facility maintenance department, where he served as manager for five years. He was responsible for the overall management of custodial operations, special events crews, stock room inventory and equipment repair.

Haliburton played as a tight end for the LSU football team from 1986-89, and was a member of two Southeastern Conference championship teams. He later played for the Denver Broncos for three years.

He first joined LSU in an administrative capacity in 1994 as resident assistant of Broussard Hall, then the school's athletic dormitory, before moving to the weight room as a student assistant strength coach.

Haliburton became a resident manager in 1996 before being named coordinator of residence life later that year. In 1998, he became Manager of Facility Maintenance at LSU.



Eddie Nunez

Senior Associate AD/Internal Operations

Eddie Nuñez joined the Athletics Department in October 2003 as the Director of Game and Event Management and was promoted to Associate Athletics Director for Operations and Project Development in June of 2007 and Senior Associate Athletic Director in 2009. Nuñez has 13 years of experience working in intercollegiate athletics.

As a member of the Senior Management Team, Nuñez's responsibilities include assisting in the oversight of day to day operations of the athletic department and serves as the program administrator for men's basketball program, men's and women's tennis programs. He also supervises the Event Management department as well as directs all capital projects for the Athletic Department and Tiger Athletic Foundation. Under his guidance, the athletic department has experienced over \$300 million dollars in renovations and construction of athletic facility projects. Nuñez also serves as the Athletic Department's liaison with the Tiger Athletic Foundation as well as assist in fundraising/development. During his time at LSU, he has been appointed to represent the department of athletics on various University and community committees.

Nuñez came to LSU after two and half years as the Director of Game and Event Management at Vanderbilt University. At Vanderbilt, along with directing the Game and Event Management department, he also assisted in construction of numerous facilities from the renovation of Memorial Gymnasium and addition of a new Basketball Practice Facility to the construction of their Baseball stadium. Prior to that, Nuñez served as men's basketball administrative assistant coach at Marquette University for one year and two years as men's basketball graduate assistant for coach Billy Donovan at the University of Florida. Nunez also played two seasons on the University of Florida basketball team in 1997 and 1998. He transferred to Florida after playing two years and obtaining a degree from Miami-Dade Community College.

The native of Miami, Fla., received his Associate degree in arts and architecture from Miami-Dade Community College in 1995, his Bachelor's in Sports Management and Masters in Sports Administration from the University of Florida in 1998 and 2000, respectively. He is married to the former Jane Hess and the couple has two daughters, Elizabeth Kendall Nuñez (5) and Anna Caldwell Nuñez (2).



Miriam Segar

Senior Associate AD/Senior Woman Administrator

Former LSU women's basketball player Miriam Segar has been a part of the athletics administration since June of 1995 and was most recently named Senior Associate AD and the department's Senior Woman Administrator after having served as Associate Athletics Director for Student Services since April 2007. She had served as Assistant Athletics Director since 2004.

As LSU's Senior Woman Administrator, Segar's responsibilities include oversight of the highly successful Tiger Olympic Sports program including 17 men's and women's sports. Segar began her administrative career at LSU as the compliance coordinator



where she served for three years. Following that, in 1998, Segar was named the director of the CHAMPS/Life Skills Program where she worked until 2001 when she became the Director of Student Services.

While working with CHAMPS/Life Skills, Segar guided the program to the Division I Athletic Directors Program of Excellence Award in 2001.

Prior to returning to her alma mater, Segar spent one year at the SEC office as the championships assistant and the officiating assistant, assisting in the management of all SEC championships and tournaments and the coordination of women's basketball officials.

Segar, the 2006 Athletic Department Female Alumnus of the Year, was a three-year captain for the Lady Tigers basketball team and received four letters from 1990 to 1994. She earned the 1994 NCAA Post-graduate Scholarship and was a member of the 1994 NCAA All-Academic team.

Segar and her husband Jamie have four children – Grant, Reid, Maggie and Hayes.



Brian Broussard
Associate AD/Ticket Sale and Operations

A 17-year veteran of the Athletics Department, including 13 years as ticket manager, Brian Broussard was promoted to Assistant Athletics Director for Ticket Operations in July 2007 and Associate AD in 2012.

Broussard is responsible for revenue in excess of \$50 million, which includes the management of ticket and parking sales and renewals for all sports, as well as Tradition Fund

donations for football, men's basketball and baseball.

Broussard began at LSU in August 1996 as an assistant ticket manager responsible for men's basketball sales and the day-to-day operations of ticket office. In March 2000, he was promoted to ticket manager, becoming responsible for the ticketing in all sports.

Prior to joining the LSU staff, Broussard was the ticket manager at Northwestern State in 1996. He worked as a promotions assistant at the University of Miami in 1995 and was the gameday club manager for the New Orleans Saints in 1994.

The Gretna native earned his bachelor's degree in political science from LSU in 1993. He is married to the former Aimee Hodges of Alexandria.



Emmett David
Associate AD/Facility and Project Development

Emmett David joined the LSU Athletics Department in 2012 after serving as Director of the Office of Planning Design and Construction at LSU since June of 1996.

He will assist in facility and project development for the athletics department including the new South Stadium addition and future projects for such sports as tennis and gymnastics.

Among his responsibilities for the University was to serve as facility officer for Doctoral I Research Institution consisting of 11.2 million gross square feet with 250 primary buildings. He also was responsible for the 5-year Capital Outlay project planning of some \$484 million, deferred maintenance reporting and funding; and, ADA and Life Safety Code deficiency projects, budgets and tracking of expenditures of some \$200 million. He was responsible for nearly \$800,000 in physical development on campus with projects such as Choppin Annex, Residential College, Business Education Complex, Raphael Semmes Parking Garage and numerous major maintenance, repair and restoration projects.

He also coordinated and implemented master plans for such departments as Parking and Traffic, Athletics, Veterinary Medicine, Student Health Center, Union, South Campus and Residential Life.

David developed long range planning of future projects and the impact of

associated displacement and monitored and managed space inventory. He served as joint director of facilities for emergency advisory conditions to the University Emergency Operations Center and also served as a Staff Senator.

Prior to his employment by LSU, he served as Project Review Architect for the Louisiana State Fire Marshall (1993-96) and also maintained a private practice during the time. He also served as project manager and project architect for several Louisiana architectural firms prior to 1993.

David graduated from LSU with a Bachelor of Architecture in 1982 and his Master of Public Administration in 2006. He is a registered licensed architect by the state of Louisiana.



Mathew Shanklin
Assistant AD/Marketing

Mathew Shanklin begins his third year at LSU serving as the Assistant Athletic Director of Marketing and as the General Business Manager for LSU Sports Properties, the multi-media rights holder for Tiger Athletics. Previously, Shanklin served 20 years as the Associate Athletic Director of Marketing and Licensing at the University of Arkansas.

Shanklin supervises all operations and client services for LSU Sports Properties, while also managing the LSU Marketing efforts. Since joining LSU, he has implemented several new initiatives including the Bengal Brigade Street team and the new Band pre-game presentation for men's basketball.

While at Arkansas, Shanklin was in charge of all department marketing/promotions, corporate sponsorships, advertising sales and coordinated all sales and programming for the football, basketball and baseball video boards. He was instrumental in developing the HogPen, a tailgating area for fans inside Baum Stadium, the Hog Spa hot tub area at Baum Stadium and the RBI Girls. Shanklin was instrumental in establishing the school's first baseball radio network in 1992, one of the nation's largest with more than 25 affiliates statewide as well as creating the first Hispanic radio network for the University of Arkansas. In 1998, Shanklin became the university's licensing coordinator and under his direction, licensing revenues increased every quarter.

Shanklin was assistant marketing director at East Carolina University for a year before going to Arkansas. He had served as an intern at Arkansas for five months before joining the ECU staff.

A 1984 graduate of South Mecklenburg (N.C.) High School in Charlotte, N.C., where he lettered in baseball and soccer, Shanklin earned his degree in communications from North Carolina-Wilmington in 1988.

A graduate of Ohio University's highly respected sports administration program, Shanklin earned a master's degree in that program in the fall of 1989.

An avid golfer, Shanklin married the former Missy Emmerson of Jacksonville, Texas, in 2003. She has a daughter, Jordan (18) who attends LSU, and they are also the parents of Barbara Blake (8) and Isabella Grace (6).



Michael Bonnette



Bill Franques



Kent Lowe



Matt Dunaway



Bill Martin



Will Stafford



Jake Terry



Steve Franz



Krystal Bennett



Hannah Brinks



Pam LeBlanc

Michael Bonnette

Associate AD/Sports Information

Michael Bonnette enters his 14th year as LSU's Sports Information Director and seventh as an Associate Athletic Director after being promoted to his current position in April of 2007. Bonnette was originally elevated to Sports Information Director in August of 2000 and then promoted to Assistant Athletic Director in July of 2004.

As Sports Information Director, Bonnette serves as the chief contact for LSU's nationally-ranked football team as well as overseeing all publicity activities for the 20 sports sponsored by the Athletic Department.

The 43-year-old Bonnette, who served as an Associate Sports Information Director for seven years, is in his 20th year with the LSU Athletic Department.

His 2012 LSU Football media guide was named "Best in the Nation" by CoSIDA, one of several awards he has received from the organization and in the Louisiana Sports Writers Association annual writing contests.

The Lake Charles, La., native has been around the sports media relations profession his entire life as he is the son of longtime and recently retired McNeese State Sports Information Director Louis Bonnette, a member of the CoSIDA Hall of Fame. The field at Cowboy Stadium in Lake Charles bears the name Louis Bonnette Field. His brother, Matthew, continued the family tradition at McNeese by being named Sports Information Director in July 2012, following his Dad in the position.

Bonnette, who is a 1993 graduate of LSU, is past president of SIDs for the Southeastern Conference and is currently the vice-president for SIDs for the LSWA. He is married to the former Robin Arnaud of Opelousas, La., and the couple has three sons, Peyton (15), Grant (14) and Max (8).

Bill Franques

Senior Associate SID

Bill Franques works as the LSU baseball program's media relations director, and he serves as managing editor of LSU's football, men's basketball and baseball Game Programs.

His 2012 LSU football Game Program was voted best in the nation by College Sports Information Directors of America.

The LSU Baseball media guide, written and edited by Franques, has three times been named best in the nation by CoSIDA. His baseball brochures have finished among the top six in the country in 15 of the past 20 seasons, including his 2012 guide which was voted No. 1 by CoSIDA.

Franques is the Alex Box Stadium public address announcer, and the color analyst on LSU Sports Radio Network broadcasts of baseball road games. In addition, he is the producer and co-host of LSU Tiger Tracks, a weekly television program featuring LSU sports personalities.

Franques also worked from 1997-2000 as the LSU baseball administrative assistant. His duties included coordinating team and recruiting travel, organizing fund-raising events and booster club meetings, and overseeing office operations.

Franques received a Bachelor of Arts degree from LSU in 1985. The Lafayette, La., native is married to the former Yvette Lemoine of Bunkie, La., and they have three children - William Paul Jr. (13), Benjamin Lewis (11) and Madeline Lemoine (9).

Kent Lowe

Senior Associate SID

A member of the LSU Sports Information staff since August 1988 and beginning his 26th athletic year at LSU, Kent Lowe was appointed senior associate SID in August 2000. He serves as the

primary media contact for the LSU men's basketball team and women's golf team.

His voice is also well known as the color analyst on softball broadcasts on the LSU Sports Radio Network and for the past 20 years has written an award-winning bowling column for The (Baton Rouge) Advocate.

Lowe, 55, came to LSU from Louisiana Downs where he served as publicity director for the Bossier City, La., racetrack.

Lowe is a member of CoSIDA, which voted his 2010 men's basketball media guide "Best in the Nation" and his 2012 men's basketball guide third in the nation. He is a member of CoSIDA's prestigious Academic All-American committee as well. Lowe is also a past president and current treasurer of the Louisiana Sports Writers Association.

The Shreveport native is heavily involved with the Louisiana Sports Hall of Fame and for the past 11 years has produced the regionally-televised induction ceremonies.

Lowe is a 1979 graduate from LSU-Shreveport. He earned his masters' degree at LSU in 1982.

Matt Dunaway

Associate SID

Matt Dunaway moves into his fifth season as an associate sports information director where he serves as the primary media relations contact for LSU's softball and volleyball programs. He also assists Senior Associate SID Kent Lowe with publicity of the men's basketball program, serves as the department's liaison to the Cox Communications Academic Center for Student-Athletes and promotes LSU's community service outreach.

Dunaway, 31, has had the opportunity to publicize five All-Americans during his tenure at LSU which include Britnee Cooper (volleyball) along with A.J. Andrews, Rachele Fico, Brittany Mack and Kirsten Shortridge (softball). He also fills in as the color analyst for softball broadcasts on the LSU Sports Radio Network and does play-by-play for volleyball in the Geaux Zone on LSU Sports.net. His 2012 LSU Softball media guide was voted No. 1 in the nation by CoSIDA.

Dunaway came to LSU from Rice where he promoted the Owls' women's basketball and tennis teams in addition to sharing secondary football duties. Prior to Rice, Dunaway spent two years across town as a sports information assistant at the University of Houston as primary contact for the Cougars' softball, volleyball and tennis programs.

Dunaway graduated from UCF in May 2005 with a BA in broadcast journalism from the Nicholson School of Communication. He was a student assistant in the sports information office and held sports director duties for the student chapter of the UCF ISP Sports Network responsible for broadcasting Golden Knight volleyball, women's basketball, softball and baseball.

Dunaway is a member of CoSIDA and the Louisiana Sports Writers Association.

Bill Martin

Associate SID

Bill Martin enters his sixth year as associate SID where he serves as the top media relations assistant for the Tigers' football team. He also handles all publicity for the LSU women's basketball team, which reached the Sweet 16 in 2013, and supervises the SID office's student staff.

During his five years with the football program, the Tigers have produced four national individual award winners and one Heisman Trophy finalist.

Martin, 30, returned to his alma mater after working as an

intern in the University of Florida sports communications office from January to May 2008.

Martin handled all sports information duties for the Gators' prominent men's and women's golf programs while also working closely with men's basketball and football.

Prior to his stint at Florida, Martin served as a student intern in the LSU Sports Information office from August 2001 until December 2007. He handled publicity for the swimming and diving program. Martin also served as the secondary SID for the LSU baseball team and a student assistant for the Tigers' football team from 2003-07.

Martin graduated from LSU in December 2007. The Lake Charles, La., native is a 2001 graduate of Barbe High School.

Will Stafford

Associate SID

Will Stafford enters his sixth year as a member of the LSU Sports Information staff as he serves as associate SID in charge of the national champion men's and women's track and field programs, as well as the men's golf and women's soccer programs.

Stafford is a native of Franklinton, La., and a 2006 graduate of LSU's Manship School of Mass Communication with a Bachelor of Arts degree in journalism.

Prior to receiving a full-time position at LSU, Stafford served as a graduate assistant with the sports information staff for two years while completing a master's degree in sport management in the summer of 2008. In addition, he served as a student assistant at LSU for four years from 2003-06.

Stafford's media guides have been judged in the top five in the country on nine occasions by the College Sports Information Directors of America. This includes the fifth-ranked men's track and field guide in 2007; the third-ranked men's golf, fourth-ranked women's soccer and fourth-ranked women's track and field guides in 2008; the second-ranked men's golf and third-ranked women's track and field guides in 2009; the second-ranked track and field guide in 2011; and the second-ranked men's golf and third-ranked track and field guide in 2012.

In addition, four of Stafford's media guides have received the "Best Cover" honor as the nation's top design, including track and field in 2007, 2009 and 2011, and men's golf in 2009.

He and his wife of three years, the former Claire Adams of Baton Rouge, were married on July 24, 2010, in Lake Junaluska, N.C.

Jake Terry

Associate SID/Social Media

Jake Terry begins his fourth year as Associate SID where he serves as coordinator of social and new media, handles all publicity for the LSU gymnastics team and assists with the football team.

Terry earned his master's degree in sport management at LSU in 2010 after receiving a Bachelor of Arts degree in broadcast journalism from LSU's Manship School of Mass Communication in 2008.

Prior to receiving a full-time position, Terry served as a graduate assistant for two years at LSU when he handled responsibilities for gymnastics. During his time as a student, he worked as an SID for women's tennis and also served briefly as interim SID for softball, volleyball and women's basketball.

Terry, 27, is a Baton Rouge native and is married to the former Allison Stuckey.

Steve Franz

Photography Coordinator

Steve Franz, LSU's staff photographer, joined the LSU athletics department in July of 1998 after being around the Tiger sports scene for years.

Prior to joining LSU athletics, the New Orleans native served as photographer for the independent Tiger Rag magazine for five years. Franz was also a photographer for United Press International covering some of the area's major political events, Presidential visits, the New Orleans Saints and the NCAA men's and women's Final Fours in New Orleans.

Franz, 43, has had his pictures published in several national magazines, including Sports Illustrated and The Sporting News. He is a 1993 graduate of LSU.

Krystal Bennett

Publications Director

Krystal Bennett is in her first year as the director of the LSU Athletics Publications office. Her responsibilities include overseeing the design and production of all publications for the athletics department as well as being the primary graphic designer for the Tiger Athletic Foundation.

Bennett, 29, worked in the LSU Athletics department as a graphic design coordinator for seven years and a student assistant for two years. She has produced 23 media guides that have finished among the top five in the nation in the annual CoSIDA publications contest. Her 2006 men's tennis guide, 2009 & 2011 baseball guides and 2009 & 2011 track and field guides were each awarded "Best Cover" honors. More recently, her 2012 and 2013 baseball guides were awarded back-to-back "Best in the Nation."

She earned her bachelor's degree in graphic design in May 2006 from LSU. She is a Houghton, La., native and a graduate of Houghton High School.

Hannah Brinks

Graphic Design Coordinator

Hannah Brinks is in her second year as a graphic design coordinator for the LSU Athletics Publications Office. Her responsibilities include the design and production of print and digital communications for the athletic department.

Prior to coming to LSU, Brinks, 25, was a graphic designer with Crimson Tide Productions at the University of Alabama, where she designed in both print and digital formats for Gymnastics, Women's Golf, Softball, and Women's Basketball.

She earned her BFA cum laude in Digital Media/Graphic Design from The University of Alabama, and was a record setting member of the Crimson Tide Swimming and Diving team, competing at SEC Championships, NCAA's, US Open, US Nationals, World Championship Trials and Olympic Trials.

Pam LeBlanc

Administrative Assistant Students

Sports Information - Jordan Bergeron, Brandon Berrio, Palmer Black, Taylor Brown, Caroline Downer, Morgan Goff, Cari Gold, Seth Landry, Graham Reilly

Photography - Chris Parent, Hilary Scheinuk
Publications - Thomas Wimberly, Mallory Bourgeois

CREDENTIAL AND ACCESS GUIDELINES

LSU's goal is to disseminate information as widely, uniformly and fairly as possible using normally accepted media standards.

Media must meet the following guidelines in order to be granted credentials. Only media that meet the criteria and have approved the SEC Media Policy through the request of credentials on the LSU media site at LSUsports.net/media will be allowed to move forward on the credential site to request credentials and consideration for access to LSU Athletic events. No credential requests by media will be accepted by either email or phone, but must go through the credential site at LSUsports.net/media.

Past coverage and attendance at football games, football media luncheons, men's and women's basketball games, media sessions and baseball and softball games in the past 12 months will be taken into consideration for granting of credentials during the 2013-14 athletic year.

The number of credentials issued is limited by available resources. Due to space and facility restrictions, access, seat assignments in the press area as well as courtside photographers will be made on a space available basis. **A CREDENTIAL DOES NOT NECESSARILY GUARANTEE A SEAT IN THE MEDIA SECTION.**

GENERAL

Each Bearer must be and hereby represents that he or she is acting on a specific assignment for an accredited media agency and has a legitimate working function in connection with the Event attended. The credential is not transferable and may be revoked at any time.

The rights and privileges granted to Bearer may be terminated if any term or condition for use of the Credential is breached. The unauthorized use of the Credential subjects the Bearer to ejection from the Event.

While within the Event venue, Bearer shall, at all times adhere to the policies in place for the Event, abide by and respect access limitations, and accept and follow directions provided by the SEC or SEC member institution(s) hosting the Event.

PRINT

Daily newspapers are eligible to apply for credentials and access to media opportunities. The granting and number of credentials will be based on newspapers' circulation on a space available basis.

Membership in the Louisiana Press Association or membership in the Louisiana Sports Writers Association may be used in determining access to credentials. Weekly newspapers based on requests will be limited to non-conference games if space exists.

Specialty publications that cover college basketball or sports in the host site of the two participating schools are eligible to be granted on a space available basis.

Student newspapers from the city of the two teams are able to apply for credentials on the basis of a maximum of

two press row seats for dailies and one press row seat for weeklies.

TELEVISION

Television stations that have nightly news broadcasts that originate in the locale of the station that includes sports coverage are eligible to apply for credentials. All other stations will be filled on a space available basis.

Student television stations from the two participating schools are eligible to apply on a space available basis.

The Credential confers on a Bearer a limited non-exclusive and non-transferable license (with no right of sublicense) to use broadcast video feeds of the Event only for regularly scheduled television newscast aired only on television (but not on any form of television available or viewable on the internet, except for a single, non-archived only simulcast by Bearer) within the period expiring at midnight on the seventh day after the Event and NO video used for such purposes shall exceed three minutes. Bearer may not broadcast any video of game action that is broadcast live until the Event has been completed.

RADIO

National and regional networks are eligible to apply for credentials.

Radio stations that employ a full-time sports director or regularly airs sports news or locally-produced talk shows are eligible to apply for credentials. No talk show may have more than one credential and the maximum credentials a station may receive for a game, based on space availability, is two.

Unless short (10 to 30 second) live updates are allowed by the SEC or its member hosting the Event, radio stations that have not license right to the Event shall not broadcast any reports from the venue on a live basis or broadcast any live description of any Event while it is still in progress.

INTERNET

Internet sites of the home and visiting school (as determined by the Media Relations or Sports Information Director) are eligible to apply for credentials.

LSU's policy is to issue credentials only to those organizations whose primary purpose is to gather news and disseminating it and for which other commercial activities are ancillary.

Other internet sites must meet each of the following guidelines in addition to meeting the above criteria to be eligible to apply for credentials and access as determined on a space available basis.

- Web site must be a legal corporate entity.
- Web site must provide daily coverage of LSU or the visiting team with its own full-time staff of reporters, photographers and equipment.
- Web site must travel to and cover a majority of away games and all major post-season events.
- Web site must be accredited by the home university as working media.
- Web sites that sponsor message boards, message

centers or chat room as their primary function where people are allowed to post anonymous information will not be issued credentials.

- The maximum number of credentials that a web site may receive is two based on space available and the discretion of the media relations or sport information director.

INTERNET USE - VIDEO AND AUDIO

Upon execution of a separate agreement with terms and conditions governing the use thereof, Bearer will be afforded access to video and audio of broadcast Events for use on Bearer's official news website(s), at no premium or charge. Otherwise, except as specifically permitted herein (with respect to online, non-archived simulcasts), Bearer shall not post, place, distribute or make available video (or audio from broadcast feeds) of game action of any Event (including any Bearer Generated Video of game action of an Event) on or through the internet or any other new media distribution platform (i.e., any other platform other than print media or a form of television not available or viewable over the internet, except for non-archived simulcasts specifically permitted herein) including, without limitation, wireless handsets, podcasts, cell phones or PDAs.

BLOGGING

By acceptance and use of an LSU media credential, the holder agrees to the following conditions as established by LSU and the Southeastern Conference.

Blogging, including periodic updates of scores, statistics or other brief descriptions of the competition throughout the Event, is acceptable provided that the Bearer conforms to the blogging policies separately published by the SEC, as such policies may be revised from time-to-time. No Bearer may produce or disseminate in any form a real-time description or transmission of the Event in any manner that constitutes, or is intended to provide or is promoted or marketed as, a substitute for television or video coverage of such Event. Bearer agrees that the determination of whether a blog is a real-time description or transmission shall be made by the SEC in its reasonable discretion. If the SEC reasonably determines that a Bearer is producing a real-time description of the Event, the SEC reserves the right to pursue all available remedies against the Bearer and to revoke his Credential.

UNAUTHORIZED USE OF CREDENTIALS

Press credentials will be issued to working press only. Press credentials are not transferable and are used by anyone other than members of the working media is unauthorized. Press credentials used in an unauthorized manner will be revoked immediately. News organizations allowing unauthorized individuals to use credentials will have their credentials revoked for the remainder of the year.

All press credentials remain the property of the LSU Athletics Department and must be returned on request.

General Information on LSU Basketball Coverage

ENTRANCE

The media entrance to the Pete Maravich Assembly Center is through the Northeast Corridor of the Maravich Center. The press workroom is located in that corridor. Access to the press room is limited to those with working credentials. A pre-game meal will be served approximately one hour before tipoff in the area across from the press room in the Northeast Corridor.

PARKING

Media parking is located in lots near the Pete Maravich Assembly Center. Because of limited space, requests for parking should be made with credential requests. It should not be assumed that parking passes will be provided with all media credentials.

SATELLITE TRUCKS

Any outlet using a satellite truck must request satellite truck parking and must have the truck in place at least two hours prior to tipoff. All production and uplink trucks should contact Dreyfus Milstead, Director of the Maravich Center, 225-578-8205 regarding parking and Director of Television Kevin Wagner, 225-578-1797, regarding production truck power hookup.

PHONE LINES

Those writers wishing personal phone lines at press row or in the press room should contact the AT&T Office in Baton Rouge (1-800-238-5501) with LSU Sports Information as the contact.

There are a minimum of four phone lines available for every game for writers in the press room.

WIRELESS INTERNET ACCESS

Wireless Internet access is available in the press room and on press row of the Maravich Center. For information on how to access please ask LSU Basketball SID Kent Lowe.

HEAD COACH JOHNNY JONES

Coach Jones will be available for phone and in-person interviews on most non-game weekdays during the season. Please coordinate all requests for personal interviews with Coach Jones at least one day in advance through Kent Lowe in the LSU Sports Information Office at 225-578-8226.

Coach Jones will, based on the game schedule, make comments at a media session in the practice facility media room two days prior to a game. The sessions will take place prior to the team's practice. He will also take part in the weekly SEC Teleconferences beginning in January. Contact the SEC Office for the phone number.

On the road, Coach Jones will generally not be available once the team leaves Baton Rouge.

PLAYERS

LSU players will be available in the media sessions scheduled before practice two days prior to the game as the schedule

permits. Special interviews should be requested 48 hours in advance through the LSU Sports Information Office.

Phone interviews will be handled on a case-by-case basis. NO players will be available for interviews on the road prior to the game.

The team apartments, locker room and team areas of the practice facility are off limits to media representatives at all times.

POSTGAME

LSU abides by Southeastern Conference policy regarding equal access to all members of the working media.

The LSU locker room is closed to all media after all games, home and away. Requested players will be brought to the practice facility media room for a group press conference after the 10-minute cooling off period. Coach Johnny Jones will come to the media room after conducting his post-game radio network locker room. On the road, media members can visit with Jones outside the locker-room or in the home team's interview area if so requested.

PRACTICES

Practices are closed to the media for the 2013-14 season, with the exception of the first 30 minutes on days of media sessions.

KEY PHONE NUMBERS

Sports Information: 225-578-8226
Athletic Department: 225-334-4578
LSU Sports Properties: 225-578-7169
Athletic Ticket Office: 225-578-2184
Radio: 225-578-1882
Television: 225-578-1797

The LSU Sports Information Office is located on the fifth floor of the LSU Athletic Administration Building in the west parking lot of Tiger Stadium.

MAILING ADDRESS

LSU Sports Information
Athletic Administration Building
Baton Rouge, La. 70803

OVERNIGHT MAILING ADDRESS

LSU Sports information, Room 501
Athletic Administration Building
North Stadium Dr. at Nicholson Dr.
Baton Rouge, La. 70803

OTHER IMPORTANT INFO

Kent Lowe email: clowe@lsu.edu
Kent Lowe cell: 225-241-4360
Facebook: www.facebook.com/LSUBasketball
Twitter: @LSUBasketball, @LSUKent, @LSUCoachJones



The Johnny Jones Show

The Johnny Jones Show, presented by Capital One Bank, a weekly one-hour radio program returns for the 2013-14 season. It is designed to give Tiger fans a chance to visit both live and by phone with LSU Coach Johnny Jones.

The show will be hosted again this season by former Tiger basketball star and game analyst for the LSU Sports Radio Network, Ricky Blanton. The show will be broadcast again this year from T. J. Ribs on Acadian Thruway.

Fans have the opportunity to come out and watch the show. There is also a call-in segment that features questions from listeners on the LSU Sports Radio Network, in the Geaux Zone at LSUsports.net and on Facebook.

The first show, with Coach Jones, is Nov. 18 and runs primarily on Mondays through the remainder of the regular season.



The Johnny Jones Radio Show is broadcast from T. J. Ribs on Acadian Thruway.



The History

The LSU Sports Radio Network, a division of LSU Sports Properties, brings Tiger basketball to LSU followers across the country. With two 50,000-watt clear channel affiliates and three 100,000-watt FM stations, LSU Basketball is distributed by satellite throughout the South. The LSU Sports Radio Network is anchored by Guaranty Broadcasting flagship Eagle 98.1 FM in Baton Rouge. The LSU Sports Radio Network, in its 26th year, is one of the most diverse and progressive college radio networks in the country, utilizing an in-house radio studio to originate over 140 live events in football, men's and women's basketball, baseball and softball. Besides the live events, the network schedule includes a weekly live coach's show for football, men's and women's basketball and baseball.

2013-14 Network Affiliates (PROJECTED)

CALL LETTERS	FREQUENCY	CITY
WDGL-FM	98.1	Baton Rouge
KSYL-AM	970	Alexandria
WBOX-FM	92.9	Bogalusa
KFNV-FM	107.1	Ferriday
KCIL-FM	96.7	Houma
KJIN-AM	1490	Houma
KJNA-FM	102.7	Jena
KWLB-FM	103.7	Lafayette/Opelousas
KXZZ-AM	1580	Lake Charles
KJAE-FM	93.5	Leesville
KMLB-AM	540	Monroe
WWL-AM	870	New Orleans
WWL-FM	105.3	New Orleans
KRUS-AM	1490	Ruston
KWKH-AM	1130	Shreveport
KTJZ-FM	97.5	Tallulah
WFCG-FM	107.3	Tylertown, Miss.
KVPI-AM	1050	Ville Platte


Network affiliates are subject to change



Jim Hawthorne
Director of Broadcasting

Hawthorne begins his 34rd season of LSU basketball play-by-play and in his LSU broadcasting career has called the action from three Final Fours, 15 College World Series in baseball (including all six national championship games LSU played in) and 18 football Bowl games, including the 2003 and 2007 National Championship games.

A 48-year play-by-play veteran with Northwestern State football, basketball and baseball, Centenary basketball, Texas League baseball and World Football League broadcasts also among his credentials. Hawthorne is married to the former Juanita Carol Thomason of Anacoco and has one son, Joseph William, two daughters, Jaime Lynn and Amanda Ruth, four grandchildren and one great grandchild.



The LSU Sports Radio Network broadcast team: Ricky Blanton, Jim Hawthorne, Kevin Ford.

Kevin Ford

Broadcast Host

Ford is in his 25th year with the LSU Sports Radio Network, hosting the network's basketball pregame, halftime and postgame shows.

He is in his 18th year as football host of pregame, half-time and post-game shows.

He currently hosts the program "Louisiana Outdoors TV" which airs on Cox Sports Television.

Ricky Blanton

Game Analyst

Former LSU basketball star Ricky Blanton, a member of the 16-member All-Century LSU basketball team, is in his fifth year as the game analyst and his fourth as the host of the Johnny Jones weekly radio show on the network.

Blanton, a member of LSU's 1986 Final Four team, scored 1,501 points in his career (15th best at LSU) and grabbed 766 rebounds, 14th all-time from 1984-86 and 1987-89.



Inside LSU Basketball With Johnny Jones

Inside LSU Basketball with Johnny Jones, presented by Academy Sports, will be the primary source for Tiger basketball news for the 2013-14 season. Jordy Hultberg will return as host of the basketball show this season with Coach Jones.

Along with game highlights, the show also features a different "inside" aspect of the basketball program each week. The show will be taped following the Saturday SEC game, allowing fans the most extensive up-to-date highlights of LSU games.

Inside LSU Basketball with Johnny Jones is syndicated weekly during the season throughout all major markets in the state of Louisiana by LSU Sports Properties. In addition, the show can be viewed in its entirety in the Geaux Zone of LSU's official athletic department web site, LSUsports.net.

Inside LSU Basketball debuts on December 15 with two shows and then resumes on Jan. 5 through the end of the regular season. Check local listings for air times as well as the affiliates that Inside LSU Basketball with Johnny Jones can be viewed.



For the 12th year, Cox Sports Television has teamed up with LSU to be the exclusive regional cable sports network of LSU Athletics. The television package gives LSU year-round exposure on the regional sports network and will include close to 40 LSU sporting events including seven men's basketball games. CST, which can be seen in the Baton Rouge area on Cox Cable ch. 37, delivers LSU athletics to over 2 million viewers in Louisiana, Texas, Arkansas, Georgia, Florida, Mississippi and Virginia.



2013-14

Inside LSU Basketball Affiliates

Baton Rouge	WBZ-TV (ABC) Cox Channel 4
Alexandria	KLAX-TV (ABC)
Lafayette	KLAF-TV (UPN)/KADN-TV
Lake Charles	KLOC-TV
Monroe	KARD-TV/KTVE-TV
Morgan City	KWBJ-TV (WB)
New Orleans	WWL-TV
Shreveport	KMSS-TV (FOX)/KSHV-TV
Beaumont, Texas	KBMT-TV
Tyler, Texas	KYTX-TV
Waco, Texas	KCEN-TV
Regional	CST FSN Southwest/New Orleans COMCAST/CS COMCAST/Houston

Network Affiliates are subject to change



Kevin Wagner
Director of Television

Kevin Wagner, LSU's Director of Television, is the executive producer/director for LSU's four major coaches' television shows featuring football coach Les Miles, men's basketball coach Johnny Jones, women's basketball coach Nikki Caldwell and baseball coach Paul Mainieri. He oversees all television projects associated with the LSU Athletics Department, including the coordination of LSU's video scoreboards in Tiger Stadium, the Pete Maravich Assembly Center and Alex Box Stadium.

Wagner, 57, was promoted to Assistant AD/Television in August, 2003 after joining LSU as assistant coordinator in August of 1989. He served as Coordinator of Electronic Media/Television for eight years prior to his most recent promotion.

A 1980 graduate of LSU in broadcast journalism, Wagner was a four-year Tiger letterman in diving (1975-79), earning All-Southeastern Conference honors in 1979 on the three-meter springboard.

A native of Houston with 34 years of experience as a television producer, Wagner and his wife Karen have two daughters - Allyson and Jennifer, and six grandchildren - Kaleigh, Conner, Randy, Tanner, Carson and Kyndal.



John Schiebe
Manager of Television

John Schiebe begins his 20th year as chief assistant in the television department. He came to LSU in August of 1994 from the University of Mississippi where he served as post-production supervisor in the Teleproductions Center. He was there for one-and-a-half years.

Schiebe served as a production assistant in Educational Television Services at Oklahoma State from 1984 through 1987 before becoming a producer/director in Agricultural Communications at OSU from 1987 until 1993 when he joined Ole Miss.

A 1986 graduate of Oklahoma State, he was born in Minneapolis, Minn. and attended high school in Oxford, Miss.

Schiebe, 51, is married to the former Mollie Clements of Memphis, Tenn., and they have two children, Tom and Pat.



David Landry
Television Producer

David Landry returned in 2006 to LSU as a producer within the television department after 12 years in television production in the Baton Rouge area. Before his freelance career, Landry, a native of Baton Rouge, served as a full-time television producer at LSU for four years (1990-1994) and was involved with production of LSU programming since 1988 when he was a student at the University.

Landry graduated from LSU in 1990 with a bachelor's degree in broadcast journalism. He married the former Kim Segura of Baton Rouge in 1991, and has two sons, Patrick and John.



the exclusive marketing and multimedia rights partner of **LSU** Athletics

TEAM LSU CORPORATE PARTNERS



TIGER PARTNERS



FOR MORE INFORMATION REGARDING SPONSORSHIP OPPORTUNITIES WITH LSU ATHLETICS, PLEASE CONTACT:

LSU Sports Properties
 LSU Athletic Administration Building • Baton Rouge, LA 70803

▶▶▶ **225.578.8883**



BE A PART OF THE TRADITION

Results of contributions to Tiger Athletic Foundation appear in the form of new and upgraded facilities. In the Southeastern Conference, keeping pace in this area is of paramount importance and TAF will be there to make certain that every LSU team has the resources necessary to succeed.

Tiger Athletic Foundation: helping build the future of LSU Athletics.

Visit www.LSUTAF.org to find out how you can get involved or call 225-578-4823.



The Preservation of Tiger Stadium



Football Operations Center



University Club Golf Course & Golf Practice Facility



Tiger Park



Alex Box Stadium



Basketball Practice Facility

NEW FOR 2013-14

LSU SPORTS MOBILE APPS

The Official iPad, iPhone and Android Apps of LSU Athletics



www.LSUsports.net/apps



PRESENTED BY



LSUsports.net

Upgrade to LSU sports Mobile+ to get select live video*, all live audio broadcasts and postgame highlights.

* Video and audio available to members of the Geaux Zone. Live video available for eight men's and 13 women's basketball games in 2013-14.



LSUsports.net/fancage

Connect like never before to your favorite LSU Athletics teams, coaches and departments online and on your smartphone. LSU Athletics' complete Social Media Directory including Facebook pages, twitter accounts and Instagram are online at LSUsports.net/fancage.

Teams

LSU Football	@LSUfbll
LSU Men's Basketball	@LSUBasketball
LSU Women's Basketball	@LSUwbkb
LSU Baseball	@LSUbaseball
LSU Softball	@LSUsoftball
LSU Men's Golf	@LSUMensGolf
LSU Women's Golf	@LSUWomensGolf
LSU Gymnastics	@LSUGym
LSU Swimming & Diving	@LSUSwimDive
LSU Track & Field	@LSUTrackField
LSU Soccer	@LSUSoccer
LSU Men's Tennis	@LSUTennis
LSU Women's Tennis	@LSUwten
LSU Sand Volleyball	@LSUsandVB
LSU Volleyball	@LSUVolleyball

Coaches

Les Miles (FB)	@LSUCoachMiles
Cam Cameron (FB)	@LSUCoachCam
Frank Wilson (FB)	@LSUCoachWilson
Brick Haley (FB)	@CoachBrickHaley
Thomas McGaughey (FB)	@CoachTMcGaughey
Adam Henry (FB)	@CoachHenry8
Greg Studrawa (FB)	@CoachStudLSU
Corey Raymond (FB)	@LSUCoachRaymond
John Chavis (FB)	@LSUCoachChavis
Steve Ensminger (FB)	@SteveEnsminger
Johnny Jones (MBB)	@LSUCoachJones
Nikki Caldwell (WBB)	@NikkiCaldwell
Beth Torina (SB)	@BethTorina

Dave Geyer (SD)	@LSUCoachGeyer
Jeff Brown (MT)	@LSUCoachJBrown
Fran Flory (VB)	@LSUCoachFran
Karen Bahnsen (WG)	@kbahnsen
Julia Sell (WT)	@LSUJuliaSell
Jay Clark (GYM)	@jayclark8886
Will Davis (BSB)	@willd52
Tom Kelsey (MBB)	@coachkelsey
Korey McCray (MBB)	@Coach_KAM
Tasha Butts (WBB)	@TashaButts
Tony Perotti (WBB)	@TonyPerotti
Howard Dobson (SB)	@HWDobson
Lindsay Leftwicht (SB)	@LLefty18
Alexis Rather (WG)	@Alexis_Rather
Jill Lytle Wilson (VB)	@JillLSUVB

Departments

LSUsports.net	@LSUsports
LSU Ticket Office	@LSUtitx
LSUshop.net	@LSUshop
LSUpix.net	@LSUpix
LSU Sports Properties	@LSUSP
LSU Compliance	@LSUCompliance
LSU Event Management	@LSUEM
LSU Publications Office	@LSUPublications
LSU Cheerleading	@LSUCheer
LSU Tiger Girls	@LSUTigerGirls
LSU Equipment Managers	@LSUFBEquipment
LSU Sports Nutrition	@HealthyTigerLSU
National L Club	@LSULclub
LSU Final Score	@LSUfinalscore
LSUsports.net RSS Feed	@LSUSportsNews

LSU Geaux Zone RSS Feed	@LSUGeauxZone
Tiger Stadium	@LSUTigerStadium
Mike The Tiger	@LSUMikeTiger
Mike's Kids Club	@LSUMKC
LSU Roar Corps	@LSUroarcorps
Tiger Athletic Foundation	@LSUTAF
LSU Academic Center	@LSUAcademicCtr

University

Official University	@LSU
University News	@LSUnews

Administration

Krystal Bennett	@KrystalBennett
Michael Bonnette	@LSUBonnette
Ross Brezovsky	@RBrezovsky7
Brian Broussard	@broussardbrian
Quinlan Duhon	@LSUQuinlanDuhon
Zach Kendrick	@zkendrick
Kent Lowe	@LSUKent
Bill Martin	@LSUBillMartin
Jamie Mascari	@JamieMascari
Tommy Moffitt	@TommyMoffitt
Daniel Nunes	@dnuneslsu
Todd Politz	@tpolitz
Jayson Santos	@M_Compliant_M
Will Stafford	@WillStaffordLSU
Jason Suitt	@Jmsuitt
Jake Terry	@LSUJake
Emily Villere	@EAVillere



TIGERS IN THE NBA



BRANDON BASS
BOSTON CELTICS



GLEN DAVIS
ORLANDO MAGIC



ANTHONY RANDOLPH
DENVER NUGGETS




MARCUS THORNTON
SACRAMENTO KINGS



GARRETT TEMPLE
WASHINGTON WIZARDS



**SHAVON
COLEMAN**
SENIOR FORWARD



3 HENRY SHORTESS

11 SHANE HAMMINK

4 KEITH HORNSBY

12 JARELL MARTIN



**ANTHONY
HICKEY**
ALL-SEC DEFENSIVE TEAM

2013-2014 Schedule

NOVEMBER

6	Xavier (N.O.) - Exhibition	7:00 PM
ESPN Tipoff Marathon		
12	at UMass (ESPN2)	10:00 AM
16	Northwestern St.	7:00 PM
19	New Orleans (CST)	7:00 PM
22	Southeastern Louisiana	7:00 PM
Old Spice Classic // Orlando, Fla.		
28	St. Joseph's (ESPN2)	7:30 PM
29	Memphis or Siena (ESPN2/U)	TBA

DECEMBER

Old Spice Classic // Orlando, Fla.		
1	TBD (ESPN2/U/3)	TBA
14	UL-Monroe (CST)	7:00 PM
18	at Texas Tech (ESPN2)	8:00 PM
21	UAB (CST)	4:00 PM
28	McNeese St. (CST)	7:00 PM

JANUARY

4	Rhode Island (CST)	7:00 PM
7	Tennessee* (ESPN)	6:00 PM
11	at South Carolina* (SECTV)	12:30 PM
15	at Ole Miss* (CSS/CST)	8:00 PM
18	Vanderbilt* (ESPN2)	8:00 PM
21	Missouri* (ESPN2)	6:00 PM
25	at Alabama* (ESPN2)	7:00 PM
28	Kentucky* (ESPN)	8:00 PM

FEBRUARY

1	Arkansas* (ESPN2)	4:00 PM
6	at Georgia* (ESPN/2)	6:00 PM
8	Auburn* (SECTV)	3:00 PM
12	at Texas A&M* (CSS/CST)	8:00 PM
15	at Arkansas* (ESPN2)	4:00 PM
19	Mississippi St.* (SECTV)	7:00 PM
22	at Kentucky* (ESPN/2)	3:00 PM
26	Texas A&M* (SECTV)	7:00 PM

MARCH

1	at Florida* (CBS)	3:00 PM
6	at Vanderbilt* (ESPN/2)	6:00 PM
8	Georgia* (FSN)	4:00 PM
SEC Tournament // Atlanta, Ga.		
12-16		
NCAA Tournament		
18-19		NCAA First Four
20-23		NCAA Second/Third Rounds
27-30		NCAA Regionals

APRIL

5-7		NCAA Final Four
Home Games in Bold • * Denotes SEC Games All Times are Central and Subject to Change.		

[f](#) /LSUBasketball

[t](#) @LSUBasketball

For Tickets: LSUtx.net or 800-960-8587



20 BRIAN BRIDGEWATER

22 DARCY MALONE

24 MALIK MORGAN

25 JORDAN MICKEY

31 JOHN ODO

45 BRANDON EDDLESTONE

55 TIM QUARTERMAN

LOVE PURPLE
LIVE GOLD

LSU.edu

LSUsports.net

[f](#) [t](#) [LSUsports.net/fancage](#)