

11
SHANE
HAMMINK

4
CORBAN
COLLINS

3
JALEN
COURTNEY

5
SHAVON
COLEMAN

0
CHARLES
CARMOUCHE

55
ANDREW
DEL PIERO

24
MALIK
MORGAN

STAND RIGHT UP AND ROAR

13
EDDIE
LUDWIG

1
ANTHONY
HICKEY

2
JOHNNY
O'BRYANT III

10
ANDRE
STRINGER

**JOHNNY
JONES**
HEAD COACH

LSU

2012-2013 MEN'S BASKETBALL



LSU BASKETBALL PRACTICE FACILITY

▼ PRACTICE GYM

▼ LOBBY



VIDEO ROOM ▶



▲ STATE-OF-THE-ART LOCKER ROOM

STAND RIGHT UP AND ROAR

In 2012-13, LSU will unite across all athletic fronts to deliver a simple, yet powerful message - "Stand Right Up and Roar." This phrase, derived from the lyrics of "Hey Fighting Tigers", will serve as the rallying point for all LSU fans. Whether it is watching the basketball team and new Coach Johnny Jones at the Pete Maravich Assembly Center, buying season tickets for the baseball team or purchasing a souvenir from the LSU SportShop. LSU fans can Stand Right Up and Roar and support the Tigers no matter the location or the occasion. So Tiger fans, this is your call. Stand Right Up and Roar and let's make this year another great season in the tradition-rich history of LSU Athletics.

LSUsports.net/roar [#LSUROAR](https://twitter.com/LSUROAR)

MARAVICH CENTER

**"You don't get the feel
for college basketball
at other places the
way you do at the
Deaf Dome at LSU ..."**

DICK VITALE, ESPN COMMENTATOR





Coach Jones on letting his wife know he had been offered and accepted the LSU job:

“I was able to walk into the front after I had gotten off the phone (with LSU Vice-Chancellor/AD Joe Alleva) and my wife is sitting on the couch and she looked at me and I looked like Muhammad Ali had just knocked someone out. She knew at that time it was all good.”

JOHNNY JONES

In His Own Words

Johnny Jones wasn't the only one smiling when he accepted the job to become the 21st men's basketball coach at LSU last April. Former players, former coaches and the public responded with almost universal praise. What Jones would reveal in his opening press conference had even more people excited for this new era of LSU Basketball - an era that will have a staying power and direction that all LSU fans can embrace. For those that didn't know the coach's ideas and beliefs about the game he loves, it became crystal clear that afternoon:

Program Building

"I told this team ... just showing up is not going to be good enough. It is about winning. I've been a part of a program and have gotten into the business of cutting down nets, hanging banners, ordering championship rings and watching kids walk across the stage with a degree in hand. That is program building, and I think that is what people have a chance to get excited about. That is the mission that I will be on here at LSU. That is something we are looking forward to moving forth with."

Style of Play

"I just want you to know that we are going to play a fast brand of basketball. Seven out of the last eight years, we've either led the league in scoring or been in the top two. We're going to push it, but it is going to be organized and not just chaos. We're going to make sure that we take good shots, and be under control, but we will play fast and we will do that with a passion. On the other end, we will defend the rim. We will make sure that we are guarding people, making them play over the top of us and forcing them to shoot low percentage shots. We will rebound the ball and go off to the races. When it happens to go in, we're off to the races as well. We will get after it and it will be a style that my players enjoy playing, the fans will embrace because they enjoy watching it and I can assure you that is the style of play and the way I enjoy coaching. That is what I embrace."

How Do We Get There?

"We'll do that with that H.I.T. philosophy that we are so open to after talking about that exciting brand of basketball that we are going to play. I want to make sure that we put the type of product on the floor that our fans really want to buy into. They want to come and have that passion again in terms of pulling for that basketball team. H.I.T. stands for hard, intelligent and together. That is the way our teams will play. We will play extremely hard. We will be one of the hardest playing teams in college basketball. We are going to play intelligent, and we're going to play together. It is going to be special. I think that when you unite guys like that, guys have an understanding and they understand that it is not about 'I.' It is about 'we.' How powerful that will be for us ... We've got a lot of challenges in front of us. I will be up for the challenge, and we will embrace it."

The Fans

"I want to make sure our fans understand how important they are. We want them to come back and be part of what we are doing. I want you to understand that I can't do this alone. I want you to understand that the biggest deal for me is that the best potential of me is we. We will be able to do this together ... If you are bleeding that Purple and Gold and you are sincere about it, then you will want to see those programs do well and what happens is these kids feed off that. When I talk about that '81 team and '86 and Shaquille and those groups that have come through here in the past that fan base is what excites you. When I used to come out that tunnel my freshman year, it would never stop and that band would crank up and that cheering section would start going, you would be numb. That's what we have to get back to and that's what we are going to be begging for from the students to the sororities and fraternities to the general public. We have to get them back in the Pete Maravich Assembly Center so they can give us that edge we need."

On What He Learned From Coach Dale Brown

"The big thing was riding around with him and going to different events and functions with him. The biggest thing I gained from Coach Brown was how important it was making sure your players know how much you care about them. I think these players understand ... that they don't care how much you know, until they know how much you care. We knew that Coach Brown cared when we played. I think when I was coaching with him he knew how important it was to have relationships with his team to get those guys to play hard. The thing he did so much which you can appreciate as a basketball coach is that he simplified things. We have been able to do that, and I do a lot of that with our program. We run a different style defense in terms of what we do. It is not as freakish as his freak defense. We kind of pull a little off of it. The things that I have learned have helped me excel as a basketball coach."

Intro

1	Stand Right Up and Roar
2	Johnny Jones Basketball
4	Contents/Credits
5	Quick Facts
6	2012-13 Schedule/2011-12 Results
7	2012-13 Roster
8	Season Preview

This is LSU

10	Championship Basketball
12	Cox Academic Center for Student-Athletes
16	Campus Life
18	Campus Apartments
19	Community Outreach
20	Pete Maravich Assembly Center
22	LSU Basketball Practice Facility
24	National Spotlight/Social Media
26	Strength and Conditioning
28	Athletic Training
30	1935 National Champions
31	Final Four Legacy
32	1953 Final Four Team - 60 years later
34	All-Americans, SEC Players of the Year
35	Bob Pettit
36	Pete Maravich
37	Shaquille O'Neal
38	Durand "Rudy" Macklin
39	First-Team All-Americans
41	All-Century Team
42	Tigers in the NBA
46	Shaquille O'Neal -- LSU Ambassador
48	LSU Greats
50	Prominent Alumni
52	Mike The Tiger
53	Cheerleaders/Tiger Girls

The Tigers

54	Charles Carmouche
55	Shavon Coleman
56	Corbin Collins
57	Jalen Courtney
59	Andrew Del Piero
61	Shane Hammink
62	Anthony Hickey
64	Eddie Ludwig
67	Malik Morgan
68	Johnny O'Bryant III
70	Andre Stringer
72	Returnee Stats vs. 2012-13 Opponents
73	Radio-TV Roster

Coaches

74	Coaches of the SEC Era
75	All-time Coaching Records
76	Head Coach Johnny Jones
82	Assistant Coach Robert Kirby
83	Assistant Coach Charlie Leonard
84	Assistant Coach David Patrick
85	Director of Operations Tom Kelsey
86	Support Staff

Review

88	2011-12 Season Review
90	2011-12 Box Scores
95	2011-12 Season Statistics
96	2011-12 Scoreboard
97	2011-12 Superlatives
98	2011-12 Game-by-Game Statistics
99	2011-12 Starting Lineups
100	SEC Review

Preview

101	Non-Conference Opponents
103	SEC Office
104	SEC Opponents/Series Record
107	SEC TV Schedule
109	2013 SEC Tournament
111	2012-13 Post Season/Travel Plans

Records

112	School Records
115	Miscellaneous Records
119	Maravich Center Records
120	Individual Career Records
121	Individual Single-Season Records
122	Individual Single-Game Records
123	Opponent Individual Game Records
124	Team Game Records
125	Team Single Season Records
126	Opponent Team Season Records
127	Records by Class
129	1,000-Point Club
132	500-Rebound Club
133	200-Assist Club, 100-Steal Club
134	30-Plus Pts./15-plus Rebs/10-plus Asts.
137	SEC Tournament Records
138	NCAA Tournament Records
139	NIT Records

History

140	Yearly Records/Milestones
141	Home-Away-Neutral/Win Streaks
142	Year-by-Year-Results
152	Series Records
162	Records vs. Conferences
163	Championship Teams
165	LSU in The Post-Season
168	LSU in the Polls
171	Year-by-Year Statistics
175	Starters by Year
176	SEC Championships
177	100-Point Games
178	Overtime Games
179	Pete Maravich Center W-L/Attendance
181	All-SEC Teams
184	Academic SEC/All-SEC Tournament
185	Harry Rabenhorst
186	Dale Brown
187	John Brady
188	Lettermen
191	LSU By The Numbers
194	Louisiana Awards

LSU

197	LSU Board of Supervisors
198	Interim President/Chancellor
199	Vice-Chancellor AD Joe Allewa
200	Athletics Administration
202	Sports Information
203	Media Guidelines
204	LSU Sports Radio Network
205	LSU Sports TV Network
206	LSU Sports Properties
207	Tiger Athletic Foundation
208	LSUsports.net/fancage

Credits

Editor

C. Kent Lowe

Layout & Design

Jason Feirman, Krystal Bennett, Hannah Brinks,
Lacy Beauregard, Corey Schneider, Ryan Primeaux

Assistant Editors

Bill Franques, Bill Martin, Matt Dunaway

Photography

Steve Franz, Chris Parent, Hilary Scheinuk, Martin McCallister, Jason Feirman, Jim Zeit, Eddy Perez, Bill Feig, NBA Photos (Andrew Bernstein, Sam Forenich, Glenn James, Kim Stallknecht, Steve Waltman, Jeff Vinnick).

Printing

United Graphics Inc.



©Copyright Louisiana State University

The 2012-13 LSU Basketball Media Guide was written by the LSU Sports Information Office and designed by the LSU Publications Office. All text and photo content is property of Louisiana State University and LSU Athletics and cannot be reproduced without permission from the LSU Sports Information Office.

Media Guides

LSU Media Guides can be either preordered with your season ticket order form or online at www.LSUsports.net/mediaguides. Guides also can be purchased from LSU SportShop located on North Stadium Drive.

Image Requests

Members of the media can obtain photos on all LSU coaches and athletes as well as official LSU logos on the internet at <http://media.lsusports.net>. The site features head shots and action shots of all of LSU's basketball players. The site will be updated throughout basketball season. To gain access to the database, please contact Kent Lowe in the LSU Sports Information Department for a login and password.



LSUsports.net

As the Official Web Site of LSU Athletics, LSUsports.net provides complete and up-to-the-minute information about all 20 of LSU's varsity athletic teams to both fans and media around the nation.

LSU Men's Basketball Coaching Staff

NAME	POSITION	ALMA MATER	YEAR AT LSU
Head Coach:	Johnny Jones	LSU, '85	1st year at LSU
Assistant Coach:	Robert Kirby	UT Pan-American, '83	1st year at LSU
Assistant Coach:	Charlie Leonard	Christian Brothers, '75	1st year at LSU
Assistant Coach:	David Patrick		1st year at LSU
Director of Operations:	Tom Kelsey	Lipscomb, '86	1st year at LSU
Basketball Trainer:	Shawn Eddy	West Virginia, '94	8th year at LSU (17th at LSU)
Strength & Conditioning:	Rick Lefebvre	Wisconsin-Stevens Point, '03	1st year at LSU
Video Coordinator:	Zach Kendrick	LSU, '10	2nd year at LSU
Administrative Assistant:	Brittany Carvalho	Oklahoma St. '05	3rd year men's (5th at LSU)

Basketball Facts

Head Coach:	Johnny Jones
Alma Mater/Year:	LSU, '85
Career Record:	205-162
Years as Head Coach:	Entering 13th year
Years at LSU:	First Year
LSU's 2011-12 Record:	18-15, 7-9 (First Round, NIT)
Assistant Coaches:	Robert Kirby, Charlie Leonard, David Patrick

University Facts

Location:	Baton Rouge, La.
Founded:	1860
Enrollment:	28,771
Nickname:	Tigers or Fighting Tigers
Colors:	Purple and Gold
Print specifications:	Purple-PMS 268, Gold-PMS 123
Mascot:	Mike VI (live Bengal tiger)
Arena:	Pete Maravich Assembly Center
Capacity:	13,215
Year Opened:	1972
All-time Record in PMAC:	472-168 (41 years)
Conference:	Southeastern
Band:	Bengal Brass Basketball Band

University Administration

Interim President/Chancellor:	Dr. William L. Jenkins (Pretoria, '58)
Faculty Representative:	Dr. Bill DeMastes (Georgia, '79)

Athletics Department

Vice-Chancellor/AD:	Joe Alleva (Lehigh, '75)
Assoc. Vice-Chan./Sr. Assoc AD:	Herb Vincent (LSU, '83)
Sr. Assoc. AD/Operations:	Verge Ausberry (LSU, '90)
Sr. Assoc. AD/Compliance, Planning:	Bo Bahnsen (LSU, '82)
Sr. Assoc. AD/Business:	Mark Ewing (LSU, '78)
Sr. Assoc. AD/Student Services, SWA:	Miriam Segar (LSU, '94)
Sr. Assoc. AD/Int. Operations:	Eddie Nunez (Florida, '98)
Sr. Assoc. AD/Facility & Grounds	Ronnie Haliburton (LSU, '90)
Assoc. AD/Facilities & Proj. Development:	Emmitt David (LSU, '82)
Assistant AD/Ticket Manager:	Brian Broussard (LSU, '93)
Assistant AD/Marketing:	Mathew Shanklin (UNCW, '88)

Sports Information

Associate AD/SID:	Michael Bonnette (LSU, '93)
Senior Associate SID:	Kent Lowe (LSU-Shreveport, '79)
Senior Associate SID:	Bill Franques (LSU, '85)
Associate SID:	Matt Dunaway (UCF, '05)
Associate SID:	Bill Martin (LSU, '07)
Associate SID:	Will Stafford (LSU, '06)
Associate SID:	Jake Terry (LSU, '08)
Publications Director:	Jason Feirman (LSU, '00)
Graphic Design Coordinator:	Krystal Bennett (LSU, '06)
Graphic Design Coordinator:	Hannah Brinks (Alabama, '11)
Photography Coordinator:	Steve Franz (LSU, '93)
Administrative Secretary:	Pam LeBlanc

LSU Sports Radio Network

Director of Broadcasting:	Jim Hawthorne (Northwestern St., '67)
---------------------------	---------------------------------------

LSU Sports Television Network

Director of Television:	Kevin Wagner (LSU, '80)
Assistant Director:	John Schiebe (Oklahoma St., '86)
Television Producer:	Dave Landry (LSU, '90)

LSUsports.net

Director of Digital Media:	Todd Politz (LSU, '99)
----------------------------	------------------------



Media Information

Men's Basketball SID:	Kent Lowe
SID Office Phone:	225-578-8226
Lowe's Office Phone:	225-578-1864
SID Fax:	225-578-1861
Lowe's Home Phone:	225-761-1734
Lowe's Cell Phone:	225-241-4360
Lowe's E-Mail Address:	clowe@lsu.edu
LSU website:	www.LSUsports.net
Press Row Phone:	225-578-8226
SID Mailing Address:	Athletics Administration Building, Baton Rouge, LA 70803
Overnight Address:	Fifth Floor, Athletics Administration Building Nicholson Drive and North Stadium Drive Baton Rouge, La. 70894

Athletics Phone Directory (225 area code)

Athletics Department:	578-8100
Athletics Director:	578-3600
Senior Women's Administrator:	578-1888
Student Services:	578-4100
Marketing and Promotions:	578-6629
Internal Operations:	578-6603
Business Office:	578-6783
Ticket Office:	578-2184
Men's Basketball Office:	578-8217

 /LSUBasketball
 @LSUBasketball


2012-13 LSU Basketball Schedule

DATE	OPPONENT	SITE	TIME
Nov. 9	UC SANTA BARBARA	Baton Rouge, La.	7 p.m.
Nov. 13	MCNEESE STATE (CST)	Baton Rouge, La.	7 p.m.
Nov. 20	NORTHWESTERN STATE (CST)	Baton Rouge, La.	7 p.m.
Nov. 24	MISSISSIPPI VALLEY STATE (CST)	Baton Rouge, La.	7 p.m.
Nov. 29	SETON HALL (ESPNU)	Baton Rouge, La.	8:30 p.m.
Dec. 11	CHATTANOOGA (CST)	Baton Rouge, La.	8 p.m.
Dec. 14	at Boise State	at Boise, Idaho	8 p.m.
Dec. 18	at UC Irvine	at Irvine, Calif.	9 p.m.
Dec. 22	at Marquette (ESPNU)	at Milwaukee, Wisc.	1 p.m.
Dec. 28	HOUSTON BAPTIST (CST)	Baton Rouge, La.	7 p.m.
Jan. 5	BETHUNE-COOKMAN	Baton Rouge, La.	12:30 p.m.
Jan. 9	*at Auburn (CSS/CST)	Auburn, Ala.	8 p.m.
Jan. 12	* FLORIDA (ESPNU)	Baton Rouge, La.	3 p.m.
Jan. 16	* SOUTH CAROLINA (ESPNU)	Baton Rouge, La.	7 p.m.
Jan. 19	*at Georgia (CSS/CST)	Athens, Ga.	7 p.m.
Jan. 23	* TEXAS A&M (SEC Network)	Baton Rouge, La.	7 p.m.
Jan. 26	*at Kentucky (SEC Network)	Lexington, Ky.	3 p.m.
Jan. 30	* MISSOURI (SEC Network)	Baton Rouge, La.	7 p.m.
Feb. 2	*at Mississippi State (FSN)	Starkville, Miss.	4:30 p.m.
Feb. 6	* VANDERBILT (ESPNU)	Baton Rouge, La.	7 p.m.
Feb. 9	*at Alabama (ESPNU)	Tuscaloosa, Ala.	7 p.m.
Feb. 14	*at South Carolina (ESPNU)	Columbia, S.C.	6 p.m.
Feb. 16	* MISSISSIPPI STATE (ESPNU)	Baton Rouge, La.	4 p.m.
Feb. 19	*at Tennessee (ESPNU)	Knoxville, Tenn.	6 p.m.
Feb. 23	* ALABAMA (SEC Network)	Baton Rouge, La.	12:30 p.m.
Feb. 27	* ARKANSAS (SEC Network)	Baton Rouge, La.	7 p.m.
March 2	*at Missouri (SEC Network)	Columbia, Mo.	3 p.m.
March 6	*at Texas A&M (SEC Network)	College Station, Texas	7 p.m.
March 9	* OLE MISS (SEC Network)	Baton Rouge, La.	12:30 p.m.
March 13-17	SEC Tournament* (SECN, ESPNU, ABC)	Nashville, Tenn.	TBA

Home games Bold CAPS • Times are Central and Subject to Change
 *denotes SEC Games CST = Cox Sports TV FSN = Fox Sports Net CSS = Comcast Sports

2011-12 LSU Basketball Results

DATE	OPPONENT	SCORE	PAID ATT.
Nov. 12	Nicholls	W, 96-74	7,124
Nov. 15	at Coastal Carolina	L, 63-71	1,039
Nov. 17	vs. Northwestern (Charleston Classic)	L, 82-88	2,532
Nov. 18	vs. Western Ky. (Charleston Classic)	W, 76-57	1,711
Nov. 20	vs. Georgia Tech (Charleston Classic)	W, 59-50	2,112
Nov. 23	South Alabama	L, 75-79 (ot)	6,721
Nov. 29	at Houston	W, 59-58	4,257
Dec. 3	at Rutgers	W, 55-50	5,534
Dec. 10	Boise State	W, 64-45	7,398
Dec. 15	UC-Irvine	W, 66-59	7,469
Dec. 19	#10 Marquette	W, 67-59	8,630
Dec. 22	at North Texas	W, 67-58	6,838
Dec. 29	Grambling	W, 69-37	8,612
Jan. 2	#21 Virginia	L, 52-57	8,810
Jan. 7	Ole Miss	W, 81-55	7,176
Jan. 11	at Alabama	L, 53-69	14,245
Jan. 14	at Arkansas	L, 60-69	14,359
Jan. 17	Auburn	W, 65-58 (ot)	8,052
Jan. 21	#17 at Florida	L, 64-76	12,198
Jan. 25	#18 at Mississippi State	L, 71-76	9,925
Jan. 28	#1 Kentucky	L, 50-74	11,631
Feb. 4	Arkansas	W, 71-65	9,352
Feb. 8	at Vanderbilt	L, 61-76	13,610
Feb. 11	Alabama	W, 67-58	10,282
Feb. 14	Mississippi State	W, 69-67 (ot)	8,565
Feb. 18	at South Carolina	W, 68-58	10,092
Feb. 22	Georgia	W, 61-53	9,612
Feb. 25	at Ole Miss	L, 48-72	6,246
Feb. 29	Tennessee	L, 69-74 (ot)	10,476
March 3	at Auburn	L, 52-67	8,030
March 8	vs. Arkansas (SEC Tournament)	W, 70-54	10,703
March 9	#1 vs. Kentucky (SEC Tournament)	L, 51-60	18,207
March 13	at Oregon (NIT)	L, 76-96	5,158





2012-2013 LSU Men's Basketball Team

(Left to Right) Eddie Ludwig, Charles Carmouche, Shane Hammink, Andre Stringer, Jalen Courtney, Andrew Del Piero, Head Coach Johnny Jones, Johnny O'Bryant III, Anthony Hickey, Malik Morgan, Corban Collins, Shavon Coleman.

Alphabetical

NO.	NAME	POS.	HT.	WT.	YR.	EXP.	HOMETOWN (PREVIOUS SCHOOL)
0	Charles Carmouche	G	6-4	187	Sr.	TR	New Orleans, La. (McMain HS/UNO/Memphis)
5	Shavon Coleman	F	6-5	185	Jr.	JC	Thibodaux, La. (Thibodaux HS/Howard College)
4	Corban Collins	G	6-3	192	Fr.	HS	High Point, N.C. (Massanutten Military Academy)
3	Jalen Courtney	F	6-8	227	Jr.	2L	Jackson, Miss. (Provine HS)
55	Andrew Del Piero	C	7-3	254	Sr.	SQ	Austin, Texas (Westlake HS)
11	Shane Hammink	F	6-7	208	Fr.	HS	Millingen aan de Rijn, Netherlands (Oakley College)
1	Anthony Hickey	G	5-11	178	So.	1L	Hopkinsville, Ky. (Christian County HS)
13	Eddie Ludwig	F	6-9	209	Sr.	3L	Metairie, La. (Metairie Park Country Day)
24	Malik Morgan	G	6-4	188	Fr.	HS	River Ridge, La. (John Curtis HS)
2	Johnny O'Bryant III	F	6-9	256	So.	1L	Cleveland, Miss. (East Side HS)
10	Andre Stringer	G	5-10	182	Jr.	2L	Jackson, Miss. (Forest Hill HS)

Numerical

NO.	NAME	POS.	HT.	WT.	YR.	EXP.	HOMETOWN (PREVIOUS SCHOOL)
0	Charles Carmouche	G	6-4	187	Sr.	TR	New Orleans, La. (McMain HS/UNO/Memphis)
1	Anthony Hickey	G	5-11	178	So.	1L	Hopkinsville, Ky. (Christian County HS)
2	Johnny O'Bryant III	F	6-9	256	So.	1L	Cleveland, Miss. (East Side HS)
3	Jalen Courtney	F	6-8	227	Jr.	2L	Jackson, Miss. (Provine HS)
4	Corban Collins	G	6-3	192	Fr.	HS	High Point, N.C. (Massanutten Military Academy)
5	Shavon Coleman	F	6-5	185	Jr.	JC	Thibodaux, La. (Thibodaux HS/Howard College)
10	Andre Stringer	G	5-10	182	Jr.	2L	Jackson, Miss. (Forest Hill HS)
11	Shane Hammink	F	6-7	208	Fr.	HS	Millingen aan de Rijn, Netherlands (Oakley College)
13	Eddie Ludwig	F	6-9	209	Sr.	3L	Metairie, La. (Metairie Park Country Day)
24	Malik Morgan	G	6-4	188	Fr.	HS	River Ridge, La. (John Curtis HS)
55	Andrew Del Piero	C	7-3	254	Sr.	SQ	Austin, Texas (Westlake HS)

Coaching Staff

Head Coach:	Johnny Jones	LSU, '85	1st year at LSU
Assistant Coach:	Robert Kirby	UT Pan-American, '83	1st year at LSU
Assistant Coach:	Charlie Leonard	Christian Brothers, '75	1st year at LSU
Assistant Coach:	David Patrick		1st year at LSU
Director of Operations:	Tom Kelsey	Lipscomb, '86	1st year at LSU
Basketball Trainer:	Shawn Eddy	West Virginia, '94	8th year at LSU (17th at LSU)
Strength & Conditioning:	Rick Lefebvre	Wisconsin-Stevens Point, '03	1st year at LSU
Video Coordinator:	Zach Kendrick	LSU, '10	2nd year at LSU
Administrative Assistant:	Brittany Carvalho	Oklahoma St. '05	3rd year men's (5th at LSU)

Pronunciation Guide

Carmouche	- car-MOOCH
Del Piero	- Del PAIR-o
Carvalho	- Carv-eh-lee-doe
Shavon	- sha-VON
Malik	- ma-LEAK



2012-2013 Season Preview

The word “new” is being used a lot at LSU this year in reference to the LSU men’s basketball program.

There is a “new” Head Coach who is as familiar with the LSU men’s program as any new coach can be.

There is an expected “new” style of play that Coach Johnny Jones plans to put into play at LSU.

While there are returning players who will adapt to a new system, the coaches have also brought in “new” players to help mold the foundation of a “new” time in men’s basketball at LSU.

The Coach

Johnny Jones, despite having been away from LSU for 15 seasons, does not have to be reintroduced to the Purple and Gold. He knows the LSU program as both a player and coach, playing for very successful LSU teams in the early 1980s and then spending more than a decade on the bench as an assistant for Coach Dale Brown.

Interviewed four years ago for the job, Vice-Chancellor and Director of Athletics Joe Alleva kept his eye on the personable native of DeRidder, La., and with the past three coaches making the same recommendation, made the decision that the LSU faithful also believed. The time was right to return Johnny Jones to Baton Rouge.

Now he begins to lay his foundation on the program that starts this year and has already begun the steps for the future with plenty of days spent with his staff on the road recruiting.

Style of Play

Jones has said the up-tempo style of play is what he enjoys, and it is a style he knows the LSU fans will enjoy as well.

“We’re going to make sure that we take good shots, and be under control, but we will play fast and we will do that with a passion.

“On the other end, we will defend the rim. We will make sure that we are guarding people, making them play over the top of us and forcing them to shoot low percentage shots. We will rebound the ball and go off to the races. When it happens to go in, we’re off to the races as well. We will get after it and it will be a style that my players enjoy playing, the fans will embrace because they enjoy watching it and I can assure you that is the style of play and the way I enjoy coaching. That is what I embrace.”

Returnees

LSU returns three players who started a majority of the games last season – junior **Andre Stringer** and sophomores **Anthony Hickey** and **Johnny O’Bryant III**. All three can improve and have success in the style of play Coach Jones wants to go to at LSU.

Stringer started 24-of-28 games that he played in last season, averaging 10.1 points per game, 2.0 rebounds and 2.7 assists while playing a team best 32.2 minutes per game.

Stringer can pass and he can make the long field goal, having made 101 treys during his first two seasons. He also has a positive assist-to-turnover ratio in both seasons.

Hickey moved into point-guard position and showed his ability to pass and score. He started 31 games with 16 games scoring in double figures and with 18 games of four assists or more. He made All-Tournament at the Charleston Classic after three double figure scoring games. He averaged 8.9 points per game and 3.8 assists per game, making 44 treys for the season.

O’Bryant III averaged 8.5 points per game and 6.7 rebounds with 17 starts on the season. He pointed 12 games in double figures and two double-doubles. He had SEC bests of 17 points against Auburn and 18 in the SEC Tournament win over Arkansas. His ability continues to blossom, and he will be depended on for some strong inside play this coming year for LSU.

Also returning are seniors **Eddie Ludwig** and **Andrew Del Piero** and junior **Jalen Courtney**.

Ludwig has been a reliable part of the LSU team for three years and this past season earned the start in a career high eight games. He has played 91 career games and averaged 12.5 minutes a contest. He had 12 points twice in wins against UC-Irvine (12-15) and Arkansas (2-4). He can also be a valuable asset at the free throw line having made 79 percent for his career (91-114).

Courtney played in 20 games and had his first career double figure scoring game against Grambling of 14 points, making 5-of-8 field goals. He is 12-of-31 from the arc his last two years.

Del Piero enters his third season with the Tigers and his height has been a great factor



Anthony Hickey



Eddie Ludwig

for the team in practices the last two years. After playing in four games last year, the much improved Del Piero should give LSU added depth on the inside.

Newcomers

Five newcomers join the Tigers – senior/grad. student **Charles Carmouche**, junior **Shavon Coleman** and freshmen **Corban Collins**, **Shane Hamhink** and **Malik Morgan**.

Carmouche will bring an experience factor with two seasons at UNO and playing time at Memphis. He graduated in May and will use the graduate school transfer rule allowed by the NCAA to be eligible immediately. In 92 collegiate games, he has made 73 starts with averages of 7.9 points and 3.5 rebounds.

Coleman, a native of Thibodaux, comes to LSU after two years at Howard College in Big Spring, Texas. He averaged 28 points and 13 rebounds as a high school senior. This past year at Howard averaged 14.7 points and 6.6 rebounds.

Collins blossomed last season for Massanutten, averaging 25 points, seven assists and six rebounds a game and was named all-conference and a prep school All-American.

The Hamhink name is one familiar to

LSU fans as his dad played center at LSU, earning All-SEC honors after averaging a double-double in 1993. His son Shane, has starred overseas for the Canarias Basketball Academy at Oakley College and has shown the ability to both score and rebound that can help the Tigers.

Morgan, from River Ridge, La., led John Curtis to its first Class 2A State Championship earning All-Star First Team honors and was named the Class 2A Player of the Year. He averaged 18.1 points a game and will be a big plus to the Tiger recruiting class for 2012-13.

The Schedule

The SEC will look different with the addition of Texas A&M and Missouri as there will now be 18 conference games for the first time since the 1991 season. LSU will also host an SEC-Big East Challenge game as Seton Hall will come to town for a Nov. 29 game at the Maravich Center.

In all, LSU will play 17 home games starting with a Nov. 9 game against UC-Santa Barbara. LSU will have three road tests during the non-conference schedule, returning games to Boise State, UC Irvine and Marquette, all three wins a year ago for the Tigers in the PMAC.



Johnny O'Bryant III



Championship

BASKETBALL






Shaquille O'Neal
1991 National Player of the Year




Dale Brown
1981 National Coach of the Year



Pete Maravich
1969 • 1970 National Player of the Year

Naismith Memorial Basketball Hall of Fame



Bob Pettit
(1951-1954) Inducted 1971

Pete Maravich
(1967-1970) Inducted 1987

58
First-Team All-SEC Selections

61
Academic All-SEC Honors

12
SEC Player of the Year Honors

8
First-Team All-Americans

25
Postseason Appearances

4
NCAA Final Four Appearances

1
NIT Final Four Appearance

1
National Title

10
SEC Championships

13
NBA First-Round Draft Picks

1
NBA No. 1 Pick

2
NBA No. 2 Picks

2
NBA No. 3 Picks

3
Members of NBA at 50 Team

2
College National Players of the Year

2
Naismith Hall of Fame Members

3
Collegiate Basketball Hall of Fame Members



Coach Johnny Jones stands with three of the four players who graduated in May of 2012: Malcolm White, Chris Bass and Storm Warren.

Academic SUCCESS

Academic Center & Student Affairs Staff



Kenneth Miles
Executive Director



Jade Bryan
Assistant Director for
Diversity, Inclusion and
Civic Engagement



James Chiarciaro
Associate Director



Matthew Dahlke
Academic Advisor



Kydani Dover
Manager for Student
Learning/Learning
Specialist



Dr. Earnie Fingers
Learning Specialist



Mallory Froman
Learning Specialist



Walt Holliday
Director of
Academic Affairs



Becca Hubbard
Associate Director for
Health and Wellness



Dorothy Kemp
Tutorial Coordinator/
Learning Specialist



Ericka Lavender
Assistant Director



Jonathan Levesque
Information
Technology Manager



Mike Mallet
Director of
Student Affairs



Sarah Moran
Assistant to the
Executive Director



Ashley Pregeant
Learning Specialist



Jason Shaw
Academic Advisor



Carole Walker
Associate Director

Basketball Graduates

LSU's graduates since Cox Communications Academic Center Opened in 2002



Shaquille O'Neal returned to LSU in December of 2000 to earn his degree.

Brad Bridgewater
July 2002
General Studies

Jermaine Williams
July 2002
Sociology

Collis Temple III
Dec. 2002
Masters Sports Management

Pete Bozek
Dec. 2002
Kinesiology

Jason Wilson
May 2003
General Studies

Brian Greene
Dec. 2003
Biological Sciences

Charlie Thompson
May 2004
General Studies

Paul Wolfert
May 2005
Finance

Louis Earl
July 2005
General Studies

Xavier Whipple
July 2005
General Studies

Darrel Mitchell
May 2006
General Studies

Darnell Lazare
August 2007
Information Systems

David Fleshman
Spring 2008
General Studies

Garrett Temple
Spring 2008
Management

Dameon Mason
Summer 2008
General Studies

Alex Farrer
Spring 2009
Management

Tasmin Mitchell
Spring 2010
Communication Studies

Antonio Hudson
Fall 2010
General Studies

Garrett Green
Summer 2011
Sports Administration

Chris Bass
Spring 2012
Interdisciplinary Studies

Justin Hamilton
Spring 2012
Sociology

Storm Warren
Spring 2012
Sports Management

Malcolm White
Spring 2012
Interdisciplinary Studies

SEC Academic Honor Roll

Since Cox Communications Academic Center for Student-Athletes Opened in 2002

2001-02

Brian Green
Collis Temple III

2002-03

Pete Bozek
Brian Green
Charlie Thompson

2003-04

Charles Thompson
Paul Wolfert
Brandon Bass (Freshman)
Ross Neltner (Freshman)

2004-05

Brandon Bass (SEC Scholar-Athlete of the Year)
Darrel Mitchell
Ross Neltner
Paul Wolfert

Glen Davis (Freshman)
David Fleshman
Garrett Temple (Freshman)

2005-06

Glen Davis
David Fleshman
Darnell Lazare
Darrel Mitchell
Garrett Temple

2006-07

Alex Farrer
Greg Terrebbonne (Freshman)

2007-08

Greg Terrebbonne

2008-09

Alex Farrer
Garrett Temple

2009-10

Chris Beattie
Alex Farrer

2010-11

Eddie Ludwig

2011-12

Eddie Ludwig

“The Academic Center for Student-Athletes is a tremendous asset to all athletes. It provides those intangibles that are necessary to achieve success in a collegiate environment. The Center provides tutors to help you understand your course material, academic coaches who teach you organizational skills, and time management seminars to enhance the skills needed in this society.”

- Shaquille O'Neal

FORMER LSU BASKETBALL, ALL-AMERICAN, 1989-92

CRITICAL TO THE DEVELOPMENT OF AN ATHLETE AS A STUDENT IS AN ADEQUATE ACADEMIC FACILITY AND CAPABLE STAFF TO FURTHER THE ATHLETE'S PROGRESS.

The Cox Communications Academic Center for Student-Athletes is responsible for overseeing the educational development and progress toward graduation for all student-athletes. The staff acts as a liaison between the student-athlete and the academic communities and insures that student-athletes comply with academic rules established by the University, NCAA and Southeastern Conference. The staff also coordinates academic programs designed to assist student-athletes in acquiring a quality education.





Bo Campbell Auditorium

The 1,000-seat auditorium is used through the year as a classroom and lecture hall. Each seat in the auditorium has space for a laptop and a modem hookup, providing each student unlimited learning opportunities. The auditorium also contains a movie theatre size screen to aid professors with lectures and classroom activities.

COX COMMUNICATIONS

Academic Center FOR STUDENT-ATHLETES

Study Area

Included in the 54,000 square feet of the Academic Center are individual study areas as well as 14 private computer rooms for student-athletes to work one-on-one with tutors or by themselves.



Amenities

- ▶ 54,000 square feet of working space
- ▶ 300 computer workstations
- ▶ 14 private computer rooms in a state-of-the-art computer lab
- ▶ Additional study rooms and classrooms for private or group study
- ▶ Electronic scheduling of tutoring sessions
- ▶ A 1,000-seat auditorium for classes and lectures



Computer Stations

The Cox Communications Academic Center for Student-Athletes is at the forefront of today's educational technology. Since the spring of 2009, the academic center has upgraded over 170 computers, including both PC and Mac.



Media Training

LSU is one of the few schools where student-athletes go through media training to enhance their communication skills. Dr. Tommy Karam and Dr. Shirley White are two experts in the field who give training sessions to student-athletes here on campus. The Academic Center features a mock press conference setting to get student-athletes acclimated to giving interviews in front of both print and electronic media. Karam and White record the mock interviews on camera and then provide feedback, allowing student-athletes to become more comfortable and confident when doing actual interviews.



Academic Center

A \$15 million renovation to the Gym Armory in 2002 not only made it among the nation's premier academic centers, but put it at the forefront. Improvements to the existing center give LSU student-athletes the best opportunity for success by providing access to the latest technology, as well as an array of expanded services.





Campus LIFE

Location: Baton Rouge, La.
Founded: January 2, 1860
Enrollment: 28,771
Interim President: Dr. William Jenkins
Major Fields for Bachelor's Degrees: 72
Major Fields for Master's Degrees: 76
Major Fields for Doctoral Degrees: 54



LSU's Memorial Tower (top main photo) was one of the first structures completed on the present campus and sits east of the quadrangle (above, left). It represents the University as a memorial to those who gave their lives during World War I. Although it currently houses the LSU Anglo-American Art Museum, plans are in process to return Memorial Tower to a military museum as originally intended. The University lakes (above, right) on the LSU campus give various recreational options.



Louisiana State University and Agricultural & Mechanical College has, throughout its 147-year history, served the people of Louisiana, the region, the nation, and the world. LSU is creating a revolution, one of pervasive change and advancement. For the past seven years, the focus of the LSU community has been an increased commitment to excellence. Our progress has been dramatic and shows no sign of stopping.

Having witnessed many of yesterday's possibilities become today's tangible realities, the LSU community set forth to capitalize on its success. The goal was to improve our standing as a nationally competitive flagship university. Following intense discussions among the LSU Board of Supervisors, campus administrators, faculty, and student leaders, the objectives required to reach this status crystallized, providing the impetus for LSU's National Flagship Agenda.

GO ONLINE: LSU.edu



LSUsports.net/360

Why LSU?

Shaquille O'Neal
LSU Basketball Player
1989-92




"LSU is my home. It was a place where I made my name and a place where I was able to come here and have fun. It was the best three years of my life. While you are here, have fun and become a master of time management. You need to do what you have to do to make it. Work hard. I have been blessed. Baton Rouge is the place that helped me become who I am. I will never forget this place."

"Those were great years at LSU. They were such great years. I couldn't have asked for anything better than my four years at LSU. I received my degree in business, played the sport I loved and made so many friends."



Bob Pettit
LSU Basketball Player
1951-1954

"First and foremost it's the flagship university in Louisiana. No other school in the state comes close to LSU. We all know LSU is one of the best athletic and academic programs in the country and Collis wanted to be a part of that. We wanted him to be a part of a basketball system that stressed the same priorities such as time management, discipline, organization and winning in the classroom"



Collis Temple Jr.
LSU Basketball Player
1972-75

"Ever since I was a kid I loved LSU basketball. Coming there and playing basketball was absolutely the best situation to me."



Collis Temple III
LSU Basketball Player
2000-03

Did You Know?

- In the 2009, 2010 and 2011 editions of U.S. News & World Report's America's Best Colleges, LSU is ranked in the first tier for "Best National Universities."
- LSU is the only public university in Louisiana designated as having very high research activity (RU/VH) by the prestigious Carnegie Foundation for the Advancement of Teaching, the highest ranking awarded to doctorate-granting institutions.
- LSU was named to the 2009 President's Higher Education Community Service Honor Roll, the highest federal recognition a college or university can receive for its commitment to volunteering, service-learning and civic engagement, by the Corporation for National and Community Service.
- LSU earned the prestigious Carnegie Community Engagement and Outreach classification in 2008, one of 68 public institutions nationally with this elective classification based on community engagement.
- LSU is one of only a handful of universities in the nation having land-grant, sea-grant and space-grant status.



- LSU currently ranks among the top 30 public universities in total research awards. The University's total federal funding – from agencies such as the National Science Foundation, National Institutes of Health, and the Department of Homeland Security – has increased 86 percent or more than \$90 million over the last five years.
- Newsweek magazine named LSU the "Most Diverse" school in the nation in the Sept. 3, 2003, issue. The enrollment consists of 24 percent minority students.

- In 2009, the LSU Robert S. Reich School of Landscape Architecture was ranked among the top five schools in the nation by DesignIntelligence, the leading journal of the design professions. According to the results of the 2009 survey, LSU has the number two-ranked landscape architecture school in the United States.
- The E. J. Ourso College of Business was ranked in the Top 50 of the internationally known "Top Business Schools" in 2009 by Eduniversal and was recognized during the inaugural Eduniversal World Convention.



Campus APARTMENTS

The Tigers' Home Away From Home

LSU has 18 residence halls with architectural styles ranging from a Renaissance style typical of the older core of the campus to modern high-rise buildings. Above is the newest addition, the highly popular East Campus and West Campus apartments, co-ed dormitories that include furnished rooms with connecting suites and e-mail workstations in the lobby, all within a short walk from the dining hall.

Amenities

- ▶ Dining Halls
- ▶ Weekly Housekeeping
- ▶ Cable Television
- ▶ High-Speed Internet
- ▶ Mail Service
- ▶ Card Access
- ▶ Facility Repairs
- ▶ Security
- ▶ Telephone Services
- ▶ Furnished
- ▶ Washer/Dryer
- ▶ Microwave





Community OUTREACH

Head Coach Johnny Jones speaks to incoming LSU freshman about life at a university at the annual orientation assembly.

LSU Student-Athletes participate in a variety of community service projects including reading at schools, hospital visits and speaking engagements.



Mall Ball

It has become one of the most eagerly anticipated events at the start of the school year for the basketball teams at LSU to appear at the local mall. The teams and coaches interact on a specially designed basketball court with youngsters in the city and sign autographs. This year's event gave Coach Jones the chance to again interact with LSU fans and to invite them to join him in this new era of LSU basketball.



Community Interaction

Young kids can become LSU fans at an early age by having their parents sign them up for Mike's Kids Club. There are special events held just for club members during the year, including a clinic put on by the LSU basketball team which they help kids learn the basic fundamentals of the sport.



Making A Difference

Members of the team can easily make a difference in a young person's life by their participation in charitable events. The LSU team, for example, brought smiles to a group of special athletes participating and assisting in games of the Ascension Parish Inclusive League. Besides taking pictures and autographs, the members of the basketball team joined in as part of a big softball game, helping the kids with batting, coaching bases and being a part of the event.



Maravich CENTER

Just at a time when it appeared the Pete Maravich Assembly Center was past the point of being a first-class basketball building, the LSU Athletic Department stepped in and began a three-year campaign to spruce up the building that has been known since 1988 as the PMAC.

In a year when the building would also become famous worldwide as the site of the largest triage unit in history after Hurricane Katrina, the athletic department was able to finish its renovation in time for the 2005-06 season and turn the building back into a showcase for LSU men's basketball.

An interactive concourse area depicting the history of the great players who have starred for LSU in the building, additional restrooms, new seats throughout the arena

along with increased court lighting has taken the building to a new level. Now, the building features a new practice facility for men and women along with a new men's locker room complex helping the Assembly Center's appeal for players and fans for years to come.


The Maravich Assembly Center is, like the other venues LSU basketball has bounced around in through its long history, unique in its own way. Before moving across from Tiger Stadium, the Tigers set up shop in the Pavilion on the old LSU campus, the Huey Long Field House Gym Armory (now the Cox Communications Academic Center) and the John M. Parker Agricultural Center. LSU and SEC fans knew the latter as the "Cow Palace" as it served as the primary home for



GO ONLINE: MaravichCenter.com



LSUsports.net/360



Arena Facts

11.5 Million

Original cost of building – \$11.5 million; one of the most visible structures on campus.

NCAAs

Site of two NCAA Men's Regional Basketball Tournaments: 1976, 1986

NITs

Site of six NIT events: 1982, 1983, 1987, 1989, 2002, 2009

2008, 2009, 2012, 2013

Site of NCAA Women's Basketball First and Second Rounds in 2008 and 2009; 2012 and 2013

East to West

East-to-West, you can put a football field and still have almost 33 yards of space left.

North to South

North-to-South, you can put another gridiron and have about 13 yards extra.

3,113,380

There are over one-fifth of a million square feet enclosed and over one-quarter of a million square feet throughout for a total of 3,113,380 cubic feet.

1,750

A total of 1,750 tons of air conditioning keeps the interior at year-round comfort.



MARAVICH CENTER

13,215

Seats 13,215 spectators after \$5 million renovation to concourse and seating areas.

LSU basketball for four decades.

But when the LSU Tigers commenced play in the Assembly Center in the 1971-72 season, it marked the beginning of a new era in LSU Roundball. Now, with LSU entering its 42nd season in the Assembly Center, the building is the longest running venue in LSU's basketball history.

The building opened as the LSU Assembly Center, but during the summer of 1988, then Louisiana Governor Buddy Roemer signed legislation changing the official name of the building to the Pete Maravich Assembly Center in honor of the LSU star who had died tragically earlier that same year.

The Maravich Center is also the home for the LSU volleyball, gymnastics and

women's basketball teams.

Pete Maravich never got to play any of his college ball in the Assembly Center (although he played in the building as a member of the Atlanta Hawks), but the plans for the building came while he and the Tigers were packing the "Cow Palace" from 1967-70. So like Yankee Stadium being the "House that (Babe) Ruth Built", the Assembly Center can certainly be classified as the "Palace that Pete Built."





Practice FACILITY

BELOW: The Legends Club connects to the Maravich Center concourse.

The statue of Shaquille O'Neal that was unveiled in September 2011 outside the entrance to the Pete Maravich Assembly Center Basketball Practice Facility has become the primary focus of people's attention when they come to that part of the LSU campus.

But what goes on inside the facility is what is important to the present and future of the LSU men's basketball program. The chance to schedule practice when needed and the chance to get shots up or work on free throws any time is what makes this facility so important to the players of this program.

If they want to take the time, the opportunity to improve is there.

One way you know the LSU practice facility is special is very simple. Ask the former players who are pleased that the Tigers program now has this wonderful facility, but are envious just the same.

Most excited about the facility is the man whose statue dominates the front of the facility.

"I'm actually jealous," said Shaquille O'Neal. "I had to beg the security guards to let me in the (old) downstairs practice facility which at the time they called the 'dungeon.' I spoke to the team and I said listen you got



everything you want here ... My message to them was take advantage of all this stuff."

"It's important for the program and it will give us a recruiting edge," said another of the players whose jersey hangs from the rafters of the Maravich Center, Durand "Rudy" Macklin. "It will make a player want to come here. It's a basketball player's dream. It started here with a rubber floor and the

'Dungeon' ... Now to see it come to this. I was born too soon."

While Macklin and O'Neal have completed their professional careers, several Tiger pros have been able to work out in the facility on a regular basis when their schedules permit, and included in that group is another former LSU player who has an NBA World Championship ring, Glen Davis of the Orlando

Facility Facts


- Project Cost: \$13,913,000
- Ground broken on July 1, 2008
- Contractors: Guy Hopkins Construction of Baton Rouge based on the designs by the firm of Tom Holden Architects of Baton Rouge in a joint venture with RDG Sports of Des Moines, Iowa
- Total Project Area: 58,960 square feet of new construction and 1,100 square feet of renovated construction
- Two state-of-the-art practice gyms each spanning 11,324 square feet; includes a regulation NCAA court in length with two regulation high school courts in the opposite direction
- Each gym has two portable goals and four overhead retractable goals; both are exact replicas of the PMAC competition court
- Each gym can hold up to 800 people for special events
- Each gym features a scoreboard, video filming balcony and scorer's table with video and data connections to enable instant replay
- A central two story lobby and grand staircase ascends to the second level. The lobby showcases team displays and graphics, trophy cases and memorabilia from the past. The displays and wall graphics were designed by ZE Design of Centerville, Ohio.
- On the second level of the facility is a Pre-Function Room that opens to an extension of the Maravich Center concourse. It can hold approximately 500 people for pre-game and post-game functions.
- Other areas of the addition include a Press Room, Men's Basketball Locker Room, Team Lounge, Training Room, Laundry Facility, Coach's Locker Room and storage areas.



**TOP: The LSU dressing room
BOTTOM: The men's practice gym**



**LEFT: The entrance way of the practice facility highlights the history of both the men's and women's basketball programs.
MIDDLE: The facility video room. RIGHT: LSU's training room.**



Magic.

Davis has spent some time in the facility and the former SEC Player of the Year and the NBA champion knows that the past has helped lead to the present for LSU basketball.

"I'm so jealous," said Davis, while flashing his trademark smile. "Just to be a part of this program is amazing. I just wish we had this when I was here, but hey, I feel like we helped pave the way for these guys and this beautiful facility. I'm glad they can enjoy and use something like this to better their careers."

The facility features exact duplicate full-size gymnasiums. Each has two portable goals and four overhead retractable goals. Both courts are exact replicas of the PMAC competition court. Each gym features a scoreboard, video filming balcony and scorer's table with video and data connection. Each

gym spans 11,324 square feet and includes a regulation NCAA court in length with two regulation high school courts in the opposite direction.

Besides, the men's gymnasium, the area will become the primary work area for the basketball team with a new locker room, team lounge, training room, laundry facility, coach's locker room and storage areas.

The building also includes a central two-story lobby and staircase that ascends to the second level that has a room that can hold approximately 500 people for pre-game and post-game functions that leads into the Maravich Center concourse.

The functionality of the building is seen most through the new state-of-the-art media room on the first level of the practice facility. The media room's location allows players

and coaches to easily visit the media prior to games and before practices, while also taking care of media obligations without distractions after the stress of a basketball game.

The lobby of the building showcases team displays and graphics, trophy cases (featuring the hardware of some of the great seasons) and memorabilia from the long history of LSU basketball.

The display and wall graphics were designed by ZE Design of Centerville, Ohio.

The facility was constructed by Guy Hopkins Construction of Baton Rouge based on designs by the firm of Tom Holden Architects of Baton Rouge in a unique joint venture with RDG Sports of Des Moines, Iowa.



Media

Head Coach Johnny Jones visits with TigerTV on their set at the Manship School of Mass Communication prior to a football game.

WORLDWIDE



Social Media

LSU has been on the cutting edge in college athletics when it comes to integrating social media into its traditional website and publications. Through its sports-specific Facebook and Twitter sites, LSU offers its fans in-game updates, behind-the-scenes access to coaches and student-athletes and breaking news.

LSU basketball has some 16,000 followers on its Facebook page, Facebook.com/LSUBasketball. The Twitter home for the latest news and updates, especially on game nights, is @LSUBasketball.



Members of the media visit with players on media day.

On the Tube LSU Basketball on National Television



Coach Jones answers questions in the practice facility media room.



Dave Neal (right) serves as the lead play-by-play announcer on the nationally syndicated SEC Network. Here he is joined courtside at the Maravich Center by longtime analyst Joe Dean, Jr.



ESPN's College Gameday made a 2007 stop in Baton Rouge.



Members of the media interview point guard Anthony Hickey at LSU Basketball Media Day.

Milestone Television Contracts

In year four of 15-year-agreements with ESPN and CBS Sports, SEC basketball has unprecedented television access regionally and nationally.



- Each of the 126 conference games will be televised live as part of the SEC's historic agreements with CBS Sports and ESPN.
- Almost half of the SEC's league games will be distributed nationally with ESPN or ESPNU television 31 contests, ESPNU showing 18 and CBS Sports five. Nine games will be broadcasted on ESPN3.
- The SEC games on the ESPN family of networks will be exclusively branded as the "SEC on ESPN."
- Regionally-syndicated games will be televised on the SEC Network as part of ESPN Regional Television (ERT).
- The SEC Network will televise 40 intra-conference games while Fox Sports Net will show 13 contests and CSS 10.
- The majority of games not televised nationally will be available as a part of ESPN Full Court, the pay subscription college basketball out-of-market service, and on ESPN3.
- ESPN Regional Television (ERT) will produce and distribute a studio show each Saturday afternoon during conference play and at the SEC Tournament.
- SEC games will be televised nationally now on Tuesday (ESPN Super Tuesday), Thursday, Saturday and Sunday.
- National coverage of the SEC Basketball Tournament has been expanded with the semifinals and championship game broadcast on ESPN on ABC. The SEC Network will televise the first two days in addition to Friday night games.
- ESPNU will also televise for the first time two Friday quarterfinals from the SEC Tournament.



Strength

Basketball Strength and Conditioning Coach Ricky Lefebvre discusses with the men's basketball team the workout plan for the day's session in the LSU weight room.

& CONDITIONING

The LSU strength and conditioning facility in Tiger Stadium was built in 1997 and features the latest in both strength training and cardiovascular training equipment.

Measuring 10,000-square feet, LSU has one of the finest strength and conditioning facilities in the nation.

Joining Coach Johnny Jones at LSU to supervise the basketball strength and conditioning program at LSU is Ricky Lefebvre who has worked extensively with both collegiate and professional athletes, including a stint with Coach Jones at North Texas.

Lefebvre most recently has served as a strength coach at the Michael Johnson Performance Center where he developed programs for the NFL combine class and athletes who performed this past summer in the 2012 London Olympics.

The LSU basketball program has always had a training philosophy geared towards training that reflects the specific demands which basketball places on the athletes. Through the combination of weight training, conditioning and flexibility the total program is designed to make explosive, dynamic and flexible athletes who are well prepared for any game-time situation.



GO ONLINE: LSUsports.com





28

Multi-purpose power stations

36

Assorted selectorized machines

10

Dumbbell stations with 2 sets of 5-180 pound free weights

Custom

Custom made equipment by Body Masters and Eleiko



Total Commitment

One of the many aspects of the LSU basketball strength and conditioning program that differentiates it from other elite programs is the total commitment to improving each player's athleticism and his body's ability to handle the stresses of the sport.

It begins with a comprehensive physical evaluation and continues with pre-season, in-season, spring and off-season training. Each player receives individually designed exercise and nutritional plans created with his strengths and weaknesses in mind, to help each athlete reach the extent of his potential, both physical and mental.





Athletic TRAINING

Athletic trainer Shawn Eddy (above) uses rehabilitation exercises in the new practice facility training room.

LSU basketball's new practice facility boasts a modern training room with all the things necessary to help the student-athlete through the rigors of a basketball season. That facility supplements the Broussard Center for Athletic Training in Tiger Stadium. The Broussard Center includes an on-site x-ray room, as well as the largest hydrotherapy pool in both collegiate and professional sports and is one of the few collegiate training centers with a full-service pharmacy and a full-service vision center.



The New Training Room

LSU men's basketball team now has the benefits of a first class training facility of its own in the new practice facility attached to the Maravich Center.

Dr. Martin J. Broussard ATHLETIC TRAINING CENTER



The two story, 22,000 square foot facility contains 20 treatment tables with the newest forms of modalities available, 14 taping stations, a 1,600 square foot rehabilitation area which contains the latest rehabilitation equipment including the Cybex Norm, Woodway treadmills and Body Master select rise equipment. LSU's multi-million dollar athletic training facility is named in honor of Dr. Martin J. Broussard (left), the legendary trainer whose career spanned over 40 years at LSU.



Complete Care



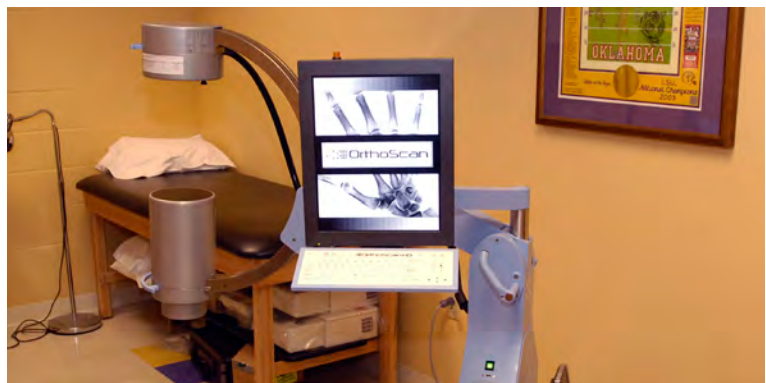
Dental Center

A fully functional dental center, staffed by Dr. John Vance, is located inside the Broussard Center for Athletic Training.



Rehabilitation

LSU's Broussard Center for Athletic Training boasts some of the most technologically advanced equipment to aid the recuperation and rehabilitation of LSU's student-athletes.



Real-Time X-Rays

A new state-of-the-art fluoroscope was added in the summer of 2008 that will provide LSU trainers the opportunity to take x-rays on site in the Operations Center. The machine can provide real-time images of the internal structures of a patient.



Gameday Wellness

The full-time training staff, along with student assistants, prepare the players prior to games.



Vision Center

Dr. Don Peavy conducts eye exams for LSU's student-athletes in a convenient location in the Broussard Center for Athletic Training.

Pharmacy

The LSU Athletic Training Pharmacy is the only one of its kind in college athletics. Staffed by pharmacist David Chavin, the LSU Athletic Training Pharmacy provides the Tigers with first-class service in a convenient location.



(Front Row) Blackie Banker, Wally Wells, Henry Young, Sparky Wade, Nolan Miller, Guy Ottwell, Milford McDonald, Mac Michael.

(Back Row) Judge Bryan, Bill Leathers, Shongaloo Lindsey, Sid Adger, Texas Bo Bohannon, Red Beeson, Jack Harris, Ben Journeay, Buddy Blair.

1935

**Winner American Legion Bowl - Atlantic City, N. J.
Southeastern Conference Champions
Coach Harry Rabenhorst • Record 14-1, 11-0**

NATIONAL CHAMPIONS

It was a different time and a different era. But in 1935, in the days before the NCAA Tournament and the National Invitation Tournament sprung to life and created true March Madness, there was a national championship being claimed on the hardwood at LSU.

Led by the school's first All-American, Sparky Wade, and Buddy Blair, the Tigers of 10th year head coach Harry Rabenhorst pulled off a feat that many people feel is the first magical moment of LSU basketball. The Tigers, after a 13-1 regular season and a co-championship in the Southeastern Conference, went to Atlantic City and played the best team in the East, the Pittsburgh Panthers, and won.

They called Wade the "Little Giant from Jena," and he could make a basketball do almost anything. He was 5-6 and a smaller preview of what would come in the late 1960s with Pete Maravich.

In 1935, the Tigers had a very favorable schedule that saw them play only three of 14 games away from the comfort of the Gym-Armory. The road games weren't bad trips at all, even in those days. One was to Houston to face Rice and the other two were to New Orleans to face Tulane.

The only loss of the season was that game against Rice, 56-47. Wade jokingly said in later years of that game, "The Rice Gym was an old auditorium with one chandelier with twenty-five watt bulbs. You could not see your feet or the color of uniforms. Even the floor was unwaxed."

But that was the only time the Tigers stumbled. Ironically, there was no SEC Tournament that particular year so LSU and Kentucky would not meet in basketball that season. Kentucky, undefeated in the conference, had not lost to LSU in a hoops contest and wouldn't until 26 years later.

So LSU and Pittsburgh were invited to the battle for the American Legion Bowl



before some 5,000 at the Atlantic City Auditorium. LSU won by four, 41-37, but that tells so little of the story.

It was April 13, 1935. Doc Carlson's Panthers were 18-5 on the season. The Tigers started out very, very slow at a time when scoring points could be easily at a premium. The Tigers trailed 18-4 and still were down by nine, 26-17, at the half.

Gradually LSU rallied back. Buddy Blair made a long shot to give LSU a 35-33 lead. He then followed it with the next six points for the Tigers. Pittsburgh outscored LSU 17-16 in field goals, but LSU had a 9-3 advantage from the free throw line.

Blair led all scorers with 20 points, Shongaloo Lindsey added eight, Sparky Wade five, Jack Harris four and Arnold Bryan and Ben Journeay two apiece. While Wade's point total was down, his ball handling and court presence meant much to LSU's win.

The Advocate trumpeted the news the next day: "Louisiana State University, power in the Southeastern Conference, came from

far behind tonight to defeat the University of Pittsburgh, Eastern Conference champion, 41-37, in their inter-sectional basketball game.

"The Bayou Tigers from Baton Rouge, trailing 26-17 at the half, smothered Pittsburgh in the second half with their flashy passing and scored goal after goal from the field."

"Pittsburgh used a figure-eight offense," Buddy Blair once said. "We had not seen this before and it hindered us in the first half. In the second half, we got our fast break going and just about ran them crazy."

In the days before Bob Pettit arrived on campus, Harry Rabenhorst said in 1951 that Wade was head and shoulders the best player on campus. "We've had some great boys here at LSU. We've had some great ones, but Sparky Wade was the most spectacular and most colorful. He was a showman and probably the greatest dribbler in basketball. Sparky came to delight the fans. He never came up short on that count."

"I'm not as great as they say I am," Sparky once said. "I'm just a little fellow - five-eight if I stretch - but you know, basketball is the silliest game in the world. You have 10 guys and only one basketball, and if I have the ball, who can beat me?"

In 1935, only one team could beat the Tigers and powerful Pittsburgh couldn't stop a second half onslaught that led to a special moment in LSU basketball: a chance to claim a national championship.

In 1994, the remaining living members of the team were honored and a banner lowered from the Maravich Center to forever honor the accomplishments of this great team in Tiger basketball history.

In 2009, the widow of Sparky Wade and her family took part in LSU basketball's 100th anniversary celebration as Wade was named one of the 16 members of the LSU All-Century team.

NCAA Final Four Legacy

Four NCAA Final Fours for LSU: 1953, 1981, 1986, 2006. All with different heroes and much different circumstances. LSU's first Final Four appearance came at the time when it wasn't a media event in the days before television. The second came at a time when the LSU program was at a zenith, winning 17 straight conference games. LSU's 1986 Final Four trip came when LSU fans least expected it, or even imagined it. LSU returned to the Final Four again in 2006, taking a conference championship season and moving through the tournament, upsetting the No. 1 team in the tournament and the country in the process. Here's a brief look at LSU's four NCAA Final Four appearances:



1953

Record: 22-3, 13-0 in the SEC • Coach: Harry Rabenhorst

The NCAA Tournament was enlarged to a whopping 22 teams in 1953, adding four new conference winners and two more at-large entries. LSU, led by junior Bob Pettit, went through the conference undefeated in a year when Kentucky was barred from fielding a team, and advanced to the Final Four in Kansas City by downing Lebanon Valley (89-76) and Holy Cross (81-73). The Tigers were unable to sustain the momentum in the national semifinals, losing to Indiana, 80-67.



1981

Record: 31-5, 17-1 in the SEC • Coach: Dale Brown

It was 30 years ago that LSU fans were "Silly in Philly" over LSU's trip to the Final Four. It was a year in which an LSU team, which featured Durand "Rudy" Macklin, Greg "Cookiemann" Cook, Ethan Martin, Howard Carter, Leonard Mitchell and Willie Sims among others, would win 26 straight games, including the first 17 in the league to advance as high as No.2 in the nation. Coach Dale Brown got the draw he wanted in the tournament, a route that would take him to the Final Four through the Louisiana Superdome. With the majority of 30,000-plus fans on hand pulling for LSU, the Tigers beat Arkansas (72-56) and Wichita State (96-85) in the regional rounds to advance to the Final Four. But Macklin was hurt in the Wichita game and was less than 100 percent. Again Indiana would be the team to beat LSU in the national semifinals, 69-47.



1986

Record: 26-12, 9-9 in the SEC • Coach: Dale Brown

A season that started 14-0, had a chickenpox scare in the middle, and finished the regular season with eight losses in the last 13 games, still had much promise to it at the end. The Tigers, coming off an SEC Championship the year before, still showed enough to earn a spot in the NCAA Tournament field of 64. LSU was seeded 11th, but would get to play its first two games in the then LSU Assembly Center. The Tigers first beat Purdue in double-overtime, then used an Anthony Wilson buzzer beater to down Memphis. From there, it was a win over Georgia Tech and then Ricky Blanton, Don Redden, Wilson and Derrick Taylor pulled off the impossible, beating Kentucky in the regional finals after the Wildcats had won three previous meetings earlier in the year. LSU was at that time the lowest seed ever to make the NCAA Final Four, a mark that stood until 2006.



2006

Record: 27-9, 14-2 in the SEC • Coach: John Brady

The Tigers won the Southeastern Conference with a 14-2 record, extending an unbeaten string of SEC wins in the Maravich Assembly Center to 17 games dating back to March of 2004. LSU was the fourth seed in the NCAA Tournament's Atlanta Regional and was sent to Jacksonville, Fla., to begin tournament play. After dispatching Iona in the first round, LSU's battle with Texas A&M would be the first of three straight epic battles that LSU would face on the road to the Final Four. It would take a Darrel Mitchell three-pointer with less than five seconds to play to get LSU the Round of 16, with a 58-57 win over the Aggies. The Tigers advanced to the Atlanta Regional semifinals where LSU downed the tournament top seed and the nation's No. 1-ranked team, Duke, and then went on to knock off No. 9 Texas in overtime, 70-60, to bring LSU back to the Final Four for the first time in 20 years.



(Front Row, l to r) Don Loughmiller, Darrell Schultz, Benny Mc Ardie, Norman Magee, Charley Robert

(Second Row, l to r) Head Coach Harry Rabenhorst, Bill Lee, Leslie Jones, Don Belcher, Kenny Bridges, Assistant Coach John Chaney,

(Back Row, l to r) Manager Fred Poerschke, James McNeilly, Bob Freshley, Bob Pettit, Ned Clark, Paul Braymen

1953 Final Four

60 YEARS LATER

It is time again to remember one of the great teams in LSU men's basketball history and the stars who helped LSU to its first NCAA Final Four appearance, 60 years ago, in 1953.

Don't remember 1953? Ike was president. Cokes were a nickel, movies a dime.

Now back in those days, the NCAA Tournament was this tournament that just 22 teams were invited to. LSU knew before the season was over it would be going to the tournament, knew where it would be going and knew it would play one of two teams in the second round after a first-round bye.

A Big Deal? Sure it was. As big a deal as today? In some ways, it's your reflections of the time. The Final Four? That title wouldn't even come about until the mid-1970s. The Associated Press called the semifinals and finals a "two-day showdown."

But how did it happen? How did these Tigers make such a great run in 1953? How did they do it with a coach who was declared "too old to win?"

That was the petition of some LSU alumni to athletic director Thomas Heard that Harry Rabenhorst well, "Harry was too old" was how Heard told the story to New Orleans columnist Hap Glaudi. By the end of the season, Heard was telling Glaudi, "Why Harry's been with us for something like 27 years and I know he ain't too old to win."

The Tigers were the favorites to win the SEC with Kentucky not eligible in 1953. But Rabenhorst was having nothing of it with the media. "Nothing's certain but death and taxes." But he did say that LSU had "a better than average ball club, although I don't think we're as good as people say."

Rabenhorst was able to mold a perfect lineup from a young team to go with his

lanky junior star Bob Pettit. He needed a smart fast guard and that came from Benny McArdle, who would be voted the league's top playmaker. The forward Rabenhorst needed who could make outside shots was Don Belcher. Another big man who could play defense came in the form of Ned Clark and the other guard who could be a terrific driver and shooter was Norman Magee.

Other members of the team were Kenny Bridges, Bob Freshley, Don Loughmiller, Bill Lee, Jim McNeilly, Charlie Roberts, Darrell Schultz, Don Sebastien, Skip Jones and Paul Brayman.

The regular season was near perfection for the Tigers, going through the SEC undefeated. Even a spell of viral pneumonia that knocked 6-9 star Pettit out for several games couldn't stop LSU as the Tigers continued winning.

"That's what brought us together,"





(Above) Harry Rabenhorst wasn't "too old" to coach LSU to a Final Four. (Right) Bob Pettit accepts the MVP trophy at the 1952 Sugar Bowl Tournament in New Orleans.



McArdle would say. "We gained confidence knowing we could win even without Bob."

Dan Hardesty wrote in the local paper: "The other Tigers may not be Pettits, but neither are they nice guys named Joe. They include several boys who might have been individual headliners if they had gone to another school. At LSU, they seem glad enough to be shock troops while big Bobby sets the records and that attitude toward the game is what has made a good team into a near-great one this year."

"I think that helped from the standpoint of the confidence it gave the other players," said Clark. "I think that made us a stronger team because we saw what we could do. When Bob returned we were an even stronger team at that point."

It helped even more when defenses tried to shut down Pettit. "It was all right with me if they dropped two or three back on me," Pettit said. "That means they left some of our guys

open."

Two games before the end of the regular season, an LSU 63-48 win over Ole Miss at the Cow Palace proved to lead to a laundry list of accomplishments - clinching the school's first undisputed SEC championship, qualifying for the NCAA Tournament for the first time, extending the all-time school winning streak to 15 (it would reach 19 before it ended) and extended the team's home winning streak to 22 straight games.

On the same night, Coach Harry Rabenhorst won his 300th game and junior Pettit reached 1,000 points, becoming at that time only the third to reach the lofty goal at LSU.

LSU would head to Raleigh, N.C., for its NCAA second round game (after a first round bye) and its opponent became clear when Lebanon Valley upset Fordham.

LSU would win, 89-76, and then have to face Holy Cross in the equivalent of the East

Regional Final. The Tigers were just too much and won, 81-73. Pettit was named to the All-NCAA Eastern Regional Tournament team. In the game, Pettit would become the school's all-time leading scorer and the first to top the 1,100 mark.

But the national semifinals in Kansas City would be the point where LSU would stumble. LSU ran into a buzz saw in Indiana, a team whose fast-paced style wore down the Tigers, who liked to play a slower paced game.

One night in Jan. 1993, the living members of the team came together again. The memories were as bright as the sun. They were back on the LSU Campus where it all began. They were honored with the rings they so deserved. For one night, 1953 seemed so fresh in the memory.

It's time now, in 2013, 60 years later to go back and relive the memories of a special time in LSU basketball.



All-Americans

The following LSU players were named to a first, second or third All-America team at some point in their college careers. Eight LSU players (Sparky Wade, Bobby Lowther, Bob Pettit, Pete Maravich, Durand "Rudy" Macklin, Chris Jackson, Shaquille O'Neal, Glen Davis) were designated first-team All-Americans at some point in their career. Gary K. Johnson of NCAA bases the following list on A-A research. Players are listed with the year and the organization that named them an All-American.

1935

Malcolm "Sparky" Wade

1st team Converse Yearbook

1946

Bobby Lowther

1st team Helms Foundation

1952

Bob Pettit

2nd team Associated Press
 2nd team United Press International
 2nd team Helms Foundation
 4th team Converse Yearbook

1953

Bob Pettit

1st team Helms Foundation
 2nd team Associated Press
 2nd team United Press International
 2nd team Look Magazine
 2nd team International News Service
 2nd team Newspaper Enterprises Assoc.
 2nd team Colliers (Basketball Coaches)
 3rd team Converse Yearbook

1954

Bob Pettit

1st team Associated Press
 1st team United Press International
 1st team International News Service
 1st team Colliers (Basketball Coaches)
 1st team Converse Yearbook
 1st team Helms Foundation
 1st team Tempo Magazine
 1st team NABC
 2nd team Newspaper Enterprises Assoc.
 3rd team Look Magazine

1956

Roger Sigler

2nd team Helms Foundation

1968

Pete Maravich

1st team Associated Press
 1st team NABC
 1st team USBWA
 1st team United Press International
 1st team Sporting News
 1st team Converse Yearbook

1969

Pete Maravich

1st team Associated Press
 1st team NABC
 1st team USBWA
 1st team United Press International
 1st team Sporting News
 1st team Converse Yearbook

1970

Pete Maravich

1st team Associated Press
 1st team NABC
 1st team USBWA
 1st team United Press International
 1st team Sporting News
 1st team Converse Yearbook

1979

Al Green

2nd team Converse Yearbook

1980

Durand "Rudy" Macklin

1st team Converse Yearbook
 2nd team Sporting News

1981

Durand "Rudy" Macklin

1st team USBWA
 1st team Converse Yearbook
 1st team John Wooden Award
 2nd team United Press International
 3rd team Basketball Times

Ethan Martin

3rd team Basketball Times

1982

Howard Carter

2nd team Converse Yearbook

1983

Howard Carter

2nd team Converse Yearbook

1989

Chris Jackson

1st team Associated Press
 1st team United Press International

1st team USBWA
 1st team Sporting News
 2nd team NABC
 2nd team Basketball Times

1990

Chris Jackson

1st team Associated Press
 1st team NABC
 1st team USBWA
 1st team John Wooden Award
 2nd team United Press International
 2nd team Sporting News
 2nd team Basketball Times

1991

Shaquille O'Neal

1st team Associated Press
 1st team United Press International
 1st team NABC
 1st team USBWA
 1st team Sporting News
 1st team Basketball Times
 1st team John Wooden Award

1992

Shaquille O'Neal

1st team Associated Press
 1st team United Press International
 1st team NABC
 1st team USBWA
 1st team Sporting News
 1st team Basketball Times
 1st team John Wooden Award

2000

Stromile Swift

2nd team USBWA
 2nd team Basketball Times
 3rd team Associated Press
 3rd team NABC

2006

Glen Davis

1st team John Wooden Award
 1st team CollegeInsider.com
 2nd team Associated Press

2009

Marcus Thornton

2nd team Rivals.com

SEC Players of the Year

1968

Pete Maravich

Associated Press
 United Press International

1969

Pete Maravich

Associated Press
 United Press International

1970

Pete Maravich

Associated Press
 United Press International

1981

Durand "Rudy" Macklin

Sporting News

1989

Chris Jackson

Associated Press
 United Press
 International
 Coaches

1990

Chris Jackson

Associated Press
 United Press
 International
 Coaches

1991

Shaquille O'Neal

Associated Press
 United Press
 International
 Coaches

1992

Shaquille O'Neal

Associated Press
 United Press
 International
 Coaches

2000

Stromile Swift

Associated Press

2005

Brandon Bass

Associated Press
 Coaches

2006

Glen Davis

Associated Press
 Coaches

2009

Marcus Thornton

Associated Press
 Coaches



Marcus Thornton

Bob Pettit Jr.



Bob Pettit once said of himself as a youngster who would grow up to be a collegiate All-American and a force in the National Basketball Association:

"The greatest thing that ever happened to me is that when I first picked up a basketball I was terrible. If things come naturally, you might not bother to work at improving them, and you can fall short of your potential."

Being terrible meant being gangly and not very good. He was tall, but he wasn't able to yet make the moves that made him a future star. He was the last man on the junior varsity his freshman year at Baton Rouge High. As a sophomore, he was cut from the varsity. But because of that, he took his interest in basketball to heart and began to work hour-after-hour in back of his house in Baton Rouge.

As a 6-4 junior, he began to be noticed.

His skills were still raw and undeveloped, but his size made him worth a second glance. He grew to 6-7 as a junior, and BRHS won the state championship.

Pettit once wrote: "Teammates... were miles ahead of me in all-around ability, but college scouts gave me the big rush act because I was six-seven by then. Fifteen schools offered me the standard scholarship."

LSU fans loved what they saw in Pettit, and he didn't disappoint. Here was a three-time First-Team All-SEC member who led his Tigers to a second place finish in 1952, conference titles in 1953 and 1954 and the NCAA Final Four in 1953.

He led the league in scoring all three years, with the highest averages seen to date in the league: 25.5 points in 1952, 24.9 in 1953 and 31.4 points per game in 1954. At the same time, he was averaging 13.1 (1952), 13.9 (1953) and an LSU best 17.3 (1954) rebounds per game. Only Pete Maravich and Chris Jackson would also break the 30-point average barrier at LSU.


Coach Cliff Wells of Tulane summed up Bob Pettit's days at LSU, "He's the best big man in college basketball today, and I've seen them all." LSU Coach Harry Rabenhorst called him, "the greatest LSU player since Sparky Wade."

He was a first round draft choice in 1954 of the then Milwaukee Hawks. Pettit played his entire 11-year career with the Hawks, moving with the club to St. Louis in 1955. He wrote nearly every record in the Hawks' record book and was a four-time MVP of the annual NBA All-Star game. He led the Hawks to the 1958 NBA Championship and five NBA Finals.

In 1954, his number 50 was retired at LSU, the first number in any sport retired in Tiger Town. In 1964, he became the first NBA player to exceed the 20,000-points scored barrier. In 1970, he was elected to the Basketball Hall of Fame and in 2006 to the National Collegiate Basketball Hall of Fame.

"Those were great years at LSU," Pettit once said. "They were such great years. I couldn't have asked for anything better than my four years at LSU. I received my degree in Business, played the sport I loved and made so many friends."

In 2009, he was honored again by the school he loved and continues to support as he was named one of the members of LSU's "All-Century Team."



LSU All-American
1953, 1954

First LSU Player to Have Number Retired
1954

Member of Naismith Basketball Hall of Fame
1971

Member of NBA 50-Year Top 50
1997

Member of LSWA Top 25 Louisiana Athletes of the Century
1999

Member First-Team LABC All-Louisiana Team of the Century
1999

1999 Living Legend for LSU at SEC Basketball Tournament

Member National Collegiate Basketball Hall of Fame
2006

Member of LSU's "All Century Team"
2009



Pettit's Career Statistics

YEAR	GMS	FGM	FGA	PCT.	FTM	FTA	PCT.	REB.	PTS.	AVG.
1951-52	24	247	563	.439	118	199	.593	315	612	25.5
1952-53	21	193			133	217	.613	292	519	24.7
1953-54	25	281	573	.489	223	308	.740	432	785	31.4
TOTALS	70	721			474	724	.655	1039	1916	27.4

Pete Maravich

Pete Maravich was billed as the one who would put Louisiana basketball on the map from the first day he joined his father Press at LSU. People weren't disappointed. His freshman year they packed the old John M. Parker Agricultural Center (known as the "Cow Palace") to watch the freshman team and then left quickly as the varsity Tigers won just three games in 1967.

By Pete's senior year, the Tigers would improve to 20-8 and wind up in New York City at the National Invitation Tournament, a fitting place for the big-city Maravich Show to close its LSU run.

To those who never saw him play live, but only watched what few games were on television or listened on radio, the Maravich story at LSU may seem larger than life. But his skills were perfected through hours and hours of repetitious drills at all hours of the day and night and in all kinds of settings.

Maravich ended up receiving the richest contract ever offered a college player at the time to sign with the Atlanta Hawks (\$1.9 million), but during his 10-year career with the Hawks, the New Orleans and Utah Jazz and the Boston Celtics, his dream of a championship wasn't fulfilled. Pete was finding that life wasn't very fulfilling either.

There were hard times when he went in search of something to make his life complete. He had money, he had fame. He didn't have real happiness. But in 1982, Pistol Pete accepted Jesus Christ.

He began enjoying life, enjoying times with his wife and children. Television executives were discovering his knowledge of the game again as a color commentator and best of all for LSU fans, a rift that grew between star and college had diminished and was forgotten.

But the Pistol's life suddenly ended on Jan. 5, 1988, just over a month after appearing at the Assembly Center for an emotional ceremony to formally present a portrait of Pete and his father to him.



LSU All-American
1968, 1969, 1970

National Player of the Year
1969, 1970

Third LSU Player to Have Number Retired
1970

Member of Naismith Basketball Hall of Fame
1987

Member of NBA 50-Year Top 50
1997

Member of LSWA Top 25 Louisiana Athletes of the Century
1999

Member First-Team LABC All-Louisiana Team of the Century
1999

Member Sport Magazine's Top 10 Men's College Players of the Century
1999

Member of National Basketball Association Hall of Fame

Honored as 2003 "Legend" at the SEC Basketball Tournament

Member of National Collegiate Basketball Hall of Fame
2006

Member of LSU's "All Century Team"
2009

Maravich's Records and Highlights

- All-Time NCAA Career Scoring Leader with 3,667 points, an average of 44.2 points for 83 games.
- Ranks first, fourth and fifth for most points in a single season in NCAA history. Averaged 44.5 points in 1970, 44.2 points in 1969 and 43.8 points in 1968.
- Scored 69 points vs. Alabama, Feb. 7, 1970.
- Led LSU to the NIT Final Four in 1970, its first postseason appearance in 16 years.
- Unanimous first-team All-American in 1968, 1969, 1970.
- Naismith Award winner in 1970.
- Member of the National Basketball Association Hall of Fame after 10-year career with Atlanta Hawks, New Orleans and Utah Jazz and Boston Celtics.

Maravich's Career Statistics

YEAR	G	FG	FGA	PCT.	FT	FTA	PCT.	REB.	AVG.	PF-D	AST.	PTS-AVG.
1967-68	26	432	1022	.422	274	338	.810	195	7.5	85-5	105	1138-43.8
1968-69	26	433	976	.444	282	378	.746	169	6.5	77-2	128	1148-44.2
1969-70	31	522	1168	.447	337	436	.773	164	5.3	89-0	192	1381-44.5
TOTALS	83	1387	3166	.438	893	1152	.775	528	6.4	251-7	425	3667-44.2

Shaquille O'Neal

SHAQUILLE O'NEAL



Shaquille O'Neal brought LSU to new heights during his three years with the Tigers, and the 7-1 center became a national celebrity in the days of saturation coverage of basketball by the media. But he earned his celebrity status with great play and an intimidation factor that made him the envy of coaches throughout the country.


After leaving LSU in April 1992, he was the number one pick of the National Basketball Association by the Orlando Magic and signed a multi-year contract estimated at over \$40 million. In 1996, as a free agent, he signed with the Los Angeles Lakers. Following the 2004 season, O'Neal was traded to the Miami Heat. He would also play in Phoenix, Cleveland and Boston before retiring after the 2011 NBA Season.

O'Neal's Records and Highlights

- Two-time consensus Southeastern Conference Player of the Year and first-team All-American, 1991-1992. Most Valuable Player on SEC Coaches Defensive Team,

1991-1992.

- National Player of the Year as chosen by the Associated Press (Rupp Award), United Press International, L. A. Gear and Sports Illustrated, 1991. Winner of the Tanqueray World Amateur Athlete of the Year Award, 1991. Southeastern Conference Athlete of the Year, 1991-1992. National Player of the Year as chosen by L. A. Gear, 1992 and runner-up for the Naismith Award and the John Wooden Award, 1992.
- Set SEC record for most blocks in a season three consecutive years (115-1990, 140-1991, 157-1992). Set SEC record for career blocks with 412. Blocked five or more shots in a game 45 times in 90 career games.
- Set SEC single game record with 12 blocks against Loyola Marymount in Feb. 1990. Blocked 11 shots against Brigham Young in the first round of the NCAA Tournament, setting a then-tournament standard for a single game, 1992.
- Averaged a national sophomore record 5.0 blocked shots a game, 1991. National leader in blocked shots (5.2 average), 1992.
- National leader in rebounding (14.7 average), 1991. Second nationally in rebounding (14.0 average), 1992.
- First player to lead the Southeastern Conference in scoring, rebounding, field goal percentage and blocked shots in the same season, 1991. Led SEC in rebounding, field goal percentage, blocked shots and second in scoring, 1992. First player to lead the SEC in rebounding three straight seasons since Charles Barkley of Auburn, 1982-84.
- Finished with 1,217 rebounds, seventh all-time in the Southeastern Conference, second all-time at LSU.
- Finished with 1,941 points, fourth all-time at LSU behind only Pete Maravich (3,667-1967-70), Durand Macklin (2,080-1976-78; 79-81) and Howard Carter (1,942-1979-83).
- Career field goal percentage of 61.0 percent is second all-time at LSU and in the SEC (minimum 1,000 attempts).
- Had six career triple-doubles (points, rebounds and blocks in same game).
- Was the third LSU player (Pete Maravich and Chris Jackson) to have at least two 700-plus point seasons at LSU.
- Was the first LSU player to record back-to-back 400-plus rebound seasons.



LSU All-American

1991, 1992

National Player of the Year

1991

World Amateur Athlete of the Year

1991

SEC Athlete of the Year

1991, 1992

Olympic Gold Medalist

1996

Member of NBA 50-Year Top 50

1997

Member Second-Team LABC All-Louisiana Team of the Century

1999

Fourth LSU Player to Have Number Retired

2000

Graduated from LSU

December 2000

Member of LSU's "All Century Team"

2009

"Shaq" statue dedicated in front of PMAC practice facility

September 2011

O'Neal's Career Statistics

YEAR	G/GS	FG/FGA	PCT	FT/FTA	PCT	PTS	AVG	REB	AVG	PF/D	AST	TO	BLK	STL
1989-90	32/28	180/314	.573	85/153	.556	445	13.9	385	12.0	122/9	61	93	115	38
1990-91	28/28	312/497	.628	150/235	.638	774	27.6	411	14.7	79/1	45	99	140	41
1991-92	30/30	294/478	.615	134/254	.528	722	24.1	421	14.0	86/5	46	103	157	29
TOTALS	90/86	786/1289	.610	369/642	.575	1941	21.6	1217	13.5	287/15	152	295	412	108

Rudy Macklin

Durand "Rudy" Macklin, whose recruitment to LSU marked the beginning of the Tigers rise to the top of college basketball under Dale Brown, received his long overdue recognition as his jersey was retired to the rafters of the Pete Maravich during the 2009-10 season.

Macklin came to LSU from Louisville, Ky., surprising many by leaving his home state to play for Coach Brown and a program that was still looking for its true direction.

But ever since his first game at LSU, Macklin showed he would be the leader and leave a mark on the program that is still talked about to this day.

In that first game, he set a school rebounding record that no one has come close to, pulling down 32 boards in a win against Tulane.

After his magnificent LSU career, he became the school's all-time leading rebounder with 1,276 rebounds (a 10.4 rebounds per game average). That figure remains on top of the school chart. He also became the second leading scorer all-time at LSU behind Pete Maravich (2,080 points, 16.9 points per game average).

He is just the second player to score 2,000 points at LSU, and still to this day remains in the top 20 in league scoring totals.



Much of his success and his two All-American seasons in 1980 and 1981 were after returning from a serious knee injury that forced him to miss all but two games of the 1978-79 season.

In 1980, he averaged 17.6 points per game as the Tigers just missed winning the league title in a dramatic last-game overtime loss to Kentucky only to come back a week later and win the school's only SEC title. The Tigers that year advanced to the Elite 8 before losing to Louisville.

In 1981, he was also named Southeastern Conference Player of the Year and led the Tigers to their first NCAA Final Four since 1953. He beat out a star-studded cast of players which included Georgia's Dominique Wilkins, Kentucky's Sam Bowie and other future NBA players such as Jeff Malone of Mississippi State, Dale Ellis of Tennessee, Eddie Phillips of Alabama and teammate Howard Carter.

In Macklin's four years, LSU had records of 18-9, 23-6, 26-6 and 31-5. The Tigers won one SEC title, one SEC Tournament championship, advanced to the Elite 8 and the Final Four during the Macklin days.

One writer wrote of Macklin, "Macklin's aggressiveness has never been questioned in the



LSU All-American
1980, 1981

Jersey Retired
2010

Member of the Louisiana Sports Hall of Fame
2005

SEC Basketball Tournament Living Legend
2000

Member Louisiana Association of Basketball Coaches Hall of Fame
1987

Member LSU Hall of Fame
1990

Member LSU All-Century Team
2009

Southeastern Conference. If they gave an award for the hardest worker, Macklin would have been the consensus choice of his peers, who marvel at how much effort he puts into the game."

Today, Macklin is still in Baton Rouge, heading the Governor's Council on Physical Fitness and Sports for over a decade and now serving as Director of the Office of Minority Health.

"Rudy is far more than a basketball player," Brown said. "He is a magnificent human being that contributes to society daily. He is a superb role model and an outstanding gentleman."


"We didn't win (the NCAA title) but LSU was pretty far down when I came here and pretty near the top when I left. I kind of feel like we accomplished our mission."

In 2000, he was honored as the school's Living Legend at the SEC Basketball Tournament. In 2005 he was elected to the Louisiana Sports Hall of Fame and in 2009 he was named a member of LSU's All-Century team.

Macklin's Career Statistics

YEAR	G-GS	MIN-AVG	FG-FGA	PCT.	FT-FTA	PCT.	REB-AVG.	PF-D	A	PTS-AVG.
1976-77	26-26	975-36.0	161-310	.519	63-102	.618	306-11.8	81-5	26	385-14.8
1977-78	27-27		217-349	.620	79-123	.640	286-10.6	98-7	4	513-19.0
1978-79	2-2	52-26.0	19-32	.590	8-10	.800	24-12.0	8-0	1	46-23.0
1979-80	32-30	1038-32.4	232-383	.606	97-140	.693	309-9.7	94-5	7	563-17.6
1980-81	36-36	1147-31.9	223-357	.625	127-180	.706	351-9.8	113-4	28	573-15.9
TOTALS	123-121		852-1431	.595	374-555	.673	1276-10.4	394-21	66	2080-16.9

All-Americans



Malcolm "Sparky" Wade

Guard • 5-9 • Jena, La.
1935

LSU's first basketball All-American averaged 9.7 points per game in 1933 and 12.4 points per game in 1934 to lead the scoring category for the first two years of the Southeastern Conference.

He was named an All-American in 1935 while leading LSU to the mythical national championship, averaging 12.7 points per game.

A native of Jena, Wade is considered the greatest dribbler and backcourt star in LSU basketball history.

Before moving to LSU, he was named to the high school All-State team three times from 1928 to 1930. He was elected MVP of the national high school championship playoffs as a senior.

Former Baton Rouge Morning Advocate sports editor Bud Montet, remembers Wade in these words:

"He could do everything with a basketball but dunk it, and make it sing. If there was an extraordinary floor-leader in the South at that time, it had to be Wade."

The three-time All-SEC selection is also a member of the Louisiana Sports Writers and Louisiana Association of Basketball Coaches Hall of Fame.

He was the "Little Giant from Jena." You can't talk LSU basketball without mention of the school's first All-American and first showman who could pass, score and dribble with the best of his and many others era.



Bobby Lowther

Forward • 6-5 • Alexandria, La.
1946

Bobby Lowther officially was recognized as a first-team All-American in 1995 after a historian of the Helms Foundation confirmed that all members of the 1946 team had been upgraded to first-team status.

Lowther is the only two-sport All-America athlete in LSU's storied sports history. In 1946, he made the Helms Foundation basketball All-America squad and was a two-event All-American in track and field, finishing second at the NCAA Championships in the javelin and fourth in the pole vault.

The 6-5, 185-pound Alexandria native was also the triple jump champion at the 1946 National AAU Championships.

In basketball, he averaged 14.7 points per game as he also earned first-team All-SEC honors.

He was voted LSU's "Best All-Around Athlete" in 1947 in a field that also included such future professional stars as Y. A. Tittle, Alvin Dark and Joe Adcock.

Lowther is a member of the Louisiana Sports Writers Association Hall of Fame and was chosen to be the "Living Legend" honoree representing LSU at the 2005 Southeastern Conference basketball tournament in Atlanta.

All-Americans



Chris Jackson (Mahmoud Abdul-Rauf)

Guard • 6-1 • Gulfport, Miss.
1989, 1990

In just his freshman and sophomore years, Jackson was a two-time consensus SEC Player of the Year lighting up scoreboards across America. After scoring 48 and 53 points in the first month of his college career, he went on to become the most celebrated freshman of all time, setting an NCAA freshman scoring record, averaging 30.2 points per game.

He became just the second freshman ever to make the Associated Press first-team All-America squad and the first ever to make the U.S. Basketball Writers Association's All-America team.

He finished his short career as the seventh leading scorer in school history with 1,854 points (29.0 ppg). His records for freshman include most points in a game (55), most points in a season (965) and season average (30.2).

He won accolades throughout the country as he starred on the court while fighting an ongoing battle with Tourette's Syndrome.

Jackson was chosen to the second team on the Louisiana Association of Basketball Coaches All-Louisiana Team of the Century.

Of Chris Jackson, Baton Rouge State Times sports editor Sam King wrote:

"Athletes come and go.

"Many are so quickly forgotten.

"Only the great ones are remembered forever. To have seen Bob Pettit, Billy Cannon and Pete Maravich perform at their best was to commit them to memory.

"Chris Jackson now joins some very select company."



Glen Davis

Forward • 6-8 • Baton Rouge, La.
2006

Glen Davis was at his best during the Tigers' 2006 season when he was named Southeastern Conference Player of the Year and a First-Team All-American for the Wooden Award.

Davis starred as the Tigers captured the SEC regular-season championship with a 14-2 record and then went on to defeat four teams en route to the NCAA Final Four. LSU beat Iona in the opening round, rallying from a halftime deficit, and then used a three-pointer in the final seconds to defeat Texas A&M to advance to the regional semifinals.

There the Tiger magic and Davis' personality was on display to the nation as he helped lead LSU to upsets over No. 1-ranked Duke and an overtime win over No. 9 Texas that got LSU to its first NCAA Final Four in 20 years. The Tigers jumped out on Texas early in overtime and when Davis came down on a break and shot a three-pointer that broke the Longhorns' back, CBS Sports announcer Dick Enberg said with a question in his voice, "Glen Davis for 3? Oh my!"

Davis would earn all-region honors for his play in the NCAA Tournament in a year in which he led the SEC in both scoring (18.6) and rebounding (9.7). He would return to LSU for his junior season and despite injuries and intense pressure to perform, he still again led the league in rebounding (10.2) and earned SEC First-Team honors. He was a second round pick of the NBA's Seattle SuperSonics in the 2007 NBA Draft. He was traded to the Boston Celtics and became an NBA champion in his first year with the team. He now plays for the Orlando Magic.



All-Century Team

At halftime of the Centennial basketball game on Jan. 31, 2009, a sellout crowd honored LSU's All-Century team. An original group of 15 had turned into a Sweet 16 of LSU basketball after the Centennial Committee decided a near dead heat among three players for two spots was almost impossible to break. A vote of the fans and the Hall of Fame committee each made up 50 percent of the vote that led to the Centennial team. Many of the former players were on hand to receive the specially-designed award that was made for the ceremony while those who were unable to attend or deceased had family members accept or were presented their awards at other venues. Surrounding the court during the ceremony were players, coaches, support staff and family members representing eight decades of LSU basketball.



Mahmoud Abdul-Rauf

(Chris Jackson)

GUARD - 1989-90

All-American, 1989, 1990 ... Set NCAA freshman scoring record, averaging 30.2 ppg; at the time, just the second freshman to make first-team A-A; Seventh all-time in scoring (1,854 pts); 172 three-pointers.

Brandon Bass

FORWARD - 2004-05

SEC Freshman of the Year, 2004; SEC Player of the Year, 2005; Averaged 12.8 points as a freshman, 17.3 points in 2005.

Ricky Blanton

FORWARD - 1985-86; 88-89

All-SEC 1988, 1989; Bulkied up and played center on 1986 NCAA Final Four team; Averaged 20.3 points his senior season; 16th in scoring at 1,501 points; 14th in career rebounds (766).

Howard Carter

GUARD - 1980-83

All-SEC 1982, 1983; Member of 1981 NCAA Final Four team; Averaged over 16 points in last three seasons; Former holder of career minutes played (4,276); third all-time leading scorer (1,942).

Glen Davis

FORWARD - 2005-07

All-American, 2006; SEC Freshman of the Year, 2005; SEC Player of the Year, 2006; 10th all-time in scoring with 1,587 points (16.7 average); Seventh in rebounds (613) ... Member of the 2006 NCAA Final Four team.

Joe Dean

FORWARD - 1950-52

All-SEC 1952; Member NABC Silver Anniversary Team; leading scorer in 1950 and 1951 and second behind Bob Pettit in 1952 (averaging 18.2 ppg); In 1,000-point club (1,072).

Durand "Rudy" Macklin

FORWARD - 1977-81

All-American in 1980, '81; Member 1981 NCAA Final Four team; SEC Player of the Year, 1981; Second in career scoring (2,080 points, 16.9 ppg); All-time leading rebounder (1,276); Jersey retired, 2010.

Pete Maravich

GUARD - 1968-70

National Player of the Year, 1969, 1970; Member of Naismith Basketball Hall of Fame; All-time NCAA career scoring leaders with 3,667 points, an average of 44.2 points for 83 games.

Ethan Martin

GUARD - 1978-81

Member of the 1981 NCAA Final Four team; Second at LSU career assists (638); All-SEC 1980, '81; 190 assists in Final Four season, fourth best at LSU.

Shaquille O'Neal

CENTER - 1990-92

National Player of the Year, 1991; Runnerup 1992; School record for blocks (412); National leader in rebounding (14.7) in 1991; second in rebounding (14.0) in 1992; Second all-time in rebounds (1,217), fourth all-time in points (1,941).

Bob Pettit

FORWARD - 1952-54

All-American, 1953, 1954; Fifth all-time in LSU points (1,916), third scoring average (27.4), first in rebound average (14.8), fourth in total rebounds (1,039), 31.4 ppg average in 1954; Member 1953 NCAA Final Four team.

Don Redden

GUARD - 1983-86

Member of the 1986 NCAA Final Four team; 1,119 career points; Third all-time at LSU in free throw percentage (84.0 percent).

Al "Little Apple" Sanders

CENTER - 1970-72

Averaged over 14 rebounds for his career, third all-time at LSU with 1,168; 1,383 points (16.7 ppg); All-SEC in 1971, '72.

Stromile Swift

FORWARD - 1999-00

SEC Player of the Year, 2000; Averaged 16.2 points and 8.2 rebounds in 2000 ... Blocked 95 shots in 2000.

Collis Temple, Jr.

CENTER - 1972-74

First African-American basketball player for LSU; Best season in 1974 of 15.0 points and 10.5 rebounds.

Sparky Wade

GUARD - 1932-35

Member of the 1935 National Championship team; LSU's first All-America, 1935; Led SEC in scoring three years. Point guard.



Tigers

IN THE NBA

Brandon Bass

Boston Celtics

Bass is now the senior member of LSU's present NBA roster, entering his eighth season in the league and his second with the Boston Celtics after being traded prior to the 2011-12 season. Bass, the 2005 SEC POY, was drafted by the New Orleans Hornets and has also played for the Dallas Mavericks and the Orlando Magic.



The LSU basketball program has a lasting legacy with the National Basketball Association that spans both the Tigers and the league's long history.

In the 1950s and early '60s, LSU's Bob Pettit fought long and hard to win an NBA championship. Most of those years standing in his way were the feared Boston Celtics. He finally accomplished his dream, winning the title in 1958. That title was celebrated in 2008 in Atlanta as the Hawks honored Pettit on the 50th anniversary of that title.

Also in 2008, another LSU player celebrated with the NBA championship trophy, ironically with those same Boston Celtics. Glen Davis, who was chosen in the second round of the 2007 NBA draft, made the most of his chance to shine and now has a Final Four and an NBA title on his resume', the second LSU player to achieve that double.

Seven times in the last 22 years, the Tigers have had a former player taken in the first round

LSU's NBA First Round Draft choices

1952	Joe Dean - Indianapolis Olympians
1954	Bob Pettit - Milwaukee Hawks (2nd pick)
1970	Pete Maravich - Atlanta Hawks (3rd pick)
1983	Howard Carter - Denver Nuggets
1985	Jerry Reynolds - Milwaukee Bucks
1986	John Williams - Washington Bullets
1990	Chris Jackson - Denver Nuggets (3rd pick)
1991	Stanley Roberts - Orlando Magic
1992	Shaquille O'Neal - Orlando Magic (1st pick)
1993	Geert Hammink - Orlando Magic
2000	Stromile Swift - Vancouver Grizzlies (2nd pick)
2006	Tyrus Thomas - Portland Trailblazers (4th pick, traded to Bulls)
2008	Anthony Randolph - Golden State Warriors

of the NBA draft. Four times in that period an LSU player has been one of the top four picks in the draft. When Anthony Randolph was taken with the 14th pick of the first round by the Golden State Warriors in 2008, he was the 13th player all-time taken from LSU in the first round of the draft.

Three of the LSU players who have their numbers hanging from the rafters of the Pete Maravich Assembly Center were top draft picks - Bob Pettit (2nd pick - Milwaukee, 1954); Pete Maravich (3rd pick - Atlanta, 1970) and Shaquille O'Neal (1st pick - Orlando, 1992). Chris Jackson (1990), Stromile Swift (2000) and Tyrus Thomas (2006) were all shaking the commissioner's hand in the first few picks of the draft when their time came to take the hallowed NBA stage.


Since 1952, teams in the NBA draft have chosen 49 players from LSU. Plus there are countless others who have and are presently playing for teams abroad. In all, a total of 34 players have logged regular season minutes in either the NBA or the old American Basketball Association.



NBA's 50th Anniversary Team



Pete Maravich



Bob Pettit



Shaquille O'Neal



Current LSU Players in the NBA



Brandon Bass

Boston Celtics

Bass is now the senior member of LSU's present NBA roster, entering his eighth season in the league and his second with the Boston Celtics after being traded prior to the 2011-12 season. Bass, the 2005 SEC POY, was drafted by the New Orleans Hornets and has also played for the Dallas Mavericks and the Orlando Magic.



Glen Davis

Orlando Magic

Davis, who played on the 2008 Boston championship team, was traded to Orlando in the Bass trade prior to the 2011-12 season. Davis played 61 games for the Magic and averaged 9.3 points and 5.4 rebounds. He has 69 playoff game appearances in his first five years and 338 games in the league.



Ronald Dupree

Memphis Grizzlies

Dupree is trying to get back to the league for the first time since the 2009-10 season. He has played for Chicago, Detroit, Minnesota, Seattle and Toronto in his time, his best season in 2004 when he played 47 games and averaged 6.2 points in Chicago. He has played in 157 games in his career.



Chris Johnson

Minnesota Timberwolves

Johnson continues to find his spots in the NBA after earning All-Star honors during his time in the developmental league. He played seven games last year for the Hornets and since joining the league in 2011, has played for Boston and Portland as well. He has 41 career games to his credit in the league.



Anthony Randolph

Denver Nuggets

Randolph left LSU after his freshman season and was selected in the first round of the 2008 draft by Golden State. In his first four seasons, he has played with the Warriors, the Knicks and the Timberwolves and will open the 2012-13 season at Denver. Last year in Minnesota in 34 games, averaged 7.4 points and 3.6 rebounds a game. He has appeared in 170 career games, averaging 8.5 points and 5.1 rebounds a contest.



Tyrus Thomas

Charlotte Bobcats

Thomas, the 2006 Freshman of the Year in LSU's Final Four season, was the fourth pick of the 2006 draft by Portland before rights were traded to Chicago. Was sent to Charlotte in mid-season 2010 and looks to get going after an injury-riddled 2012 season. Averaged 5.6 points last year, but in 2011 averaged 10.2 points and 5.5 rebounds. Has played in 374 games with a 7.9 scoring average and should go past 3,000 career points in the first few weeks of the season.



Marcus Thornton

Sacramento Kings

Thornton really saw his game explode when he was traded to Sacramento after a season and a half in New Orleans, but Hornets fans hated to lose one of their fan favorites. Thornton averaged 21.3 points in 27 games in 2011 for the Kings and 18.7 points a season ago. Thornton was the 2009 SEC POY and earned second-team NBA rookie team honors in 2010 with the Hornets. He has played 197 career games, averaging 14.9 points a game and will also go over 3,000 career points early in the year.



Garrett Temple

Miami Heat

Temple has been a major help to several teams since leaving LSU after the championship season of 2009. He played for Houston, Sacramento and San Antonio in 2010 and San Antonio, Milwaukee and Chicago in 2011. After a season in the developmental league, he is back trying to work his way onto the Miami Heat roster. He has played 51 games in the league with four starts, averaging 3.8 points a game.



Tigers in the NBA



NBA Draft Picks from LSU

YEAR	PLAYER	TEAM	ROUND
1947	Jack Coleman	Indianapolis	
	Bobby Lowther	Indianapolis	
1952	Joe Dean	Indianapolis	1st
1954	Bob Pettit	Milwaukee	1st (2nd pick)
1955	Don Belcher	Fort Wayne	N/A
1960	Dick Davies	St. Louis	8th
1961	Bill Engressor	New York	14th
1965	Dick Maile	Cincinnati	11th
1966	John Jones	Baltimore	5th
1970	Pete Maravich	Atlanta	1st (3rd pick)
	Dan Hester	Atlanta	2nd
1971	Nelson Isley	Buffalo	17th
1972	Al Sanders	Baltimore	4th
1974	Ed Palubinskis	Atlanta	4th
		Utah (ABA)	8th
	Collis Temple, Jr.	Phoenix	6th
		S. Antonio (ABA)	3rd
	Glen Hansen	Kentucky	9th
1975	Glen Hansen	KC-Omaha	2nd
		Memphis (ABA)	44th
1978	Kenny Higgs	Cleveland	3rd
1979	Al Green	Phoenix	3rd
	Lionel Green	Houston	4th
1980	DeWayne Scales	New York	2nd
	Rick Mattick	New Jersey	6th
1981	Greg Cook	New York	2nd
	Durand Macklin	Atlanta	3rd
	Ethan Martin	Cleveland	4th
	Willie Sims	Denver	5th
1983	Howard Carter	Denver	1st
1984	Leonard Mitchell	Cleveland	3rd
	John Tudor	Dallas	9th
1985	Jerry Reynolds	Milwaukee	1st
1986	Don Redden	Denver	3rd
	Derrick Taylor	Indiana	4th
	John Williams	Washington Bullets	1st
	Steffond Johnson	L. A. Clippers	5th
1987	Nikita Wilson	Portland	2nd
	Anthony Wilson	Chicago	5th
1988	Jose Vargas	Dallas	2nd
	Hernan Montenegro	Philadelphia	3rd
1989	Ricky Blanton	Phoenix	2nd
1990	Chris Jackson	Denver	1st (3rd pick)
1991	Stanley Roberts	Orlando	1st
1992	Shaquille O'Neal	Orlando	1st (1st pick)
1993	Geert Hammink	Orlando	1st
1996	Randy Livingston	Houston	2nd
	Ronnie Henderson	Washington	2nd
2000	Stromile Swift	Vancouver	1st (2nd pick)
	Jabari Smith	Sacramento	1st
2005	Brandon Bass	New Orleans	2nd
2006	Tyrus Thomas	Portland	1st (4th pick)
2007	Glen Davis	Boston	2nd
2008	Anthony Randolph	Golden State	1st (14th pick)
2009	Marcus Thornton	Miami	2nd
2012	Justin Hamilton	Philadelphia	2nd

Former NBA Tigers

Several former Tigers have had outstanding careers in the NBA ... Here are a few notes on some of those players:

◀ Mahmoud Abdul-Rauf

Denver 1991-96; Sacramento 1997-98; Vancouver 2001 ... Played at LSU under the name of Chris Jackson ... NBA's Most Improved Player in 1993 ... Led Denver in scoring, 1993-96 ... Career scoring average of 14.6 ppg ... 90 percent career free throw percentage.

Frank Brian

Anderson (NBL-NBA), 1948-50; Tri-Cities, 1951; Fort Wayne 1952-56 ... Nine years, seven in NBA ... Two-time NBA all-star ... Career scoring average of 12.3 ppg.

Ronald Dupree

Undrafted out of LSU in 2003 ... Played for Chicago '03-04; Detroit '04-05; 06-08; Minnesota '05-06; Seattle, '08 ... Member of NBA finalist team in 2005 ... Played 154 games, average 3.6 points per game.

Randy Livingston

Houston, 1996-97; Atlanta 1997-98; Phoenix 1998-00; Golden State, 2000-01; Seattle 2001-02; New Orleans 2002-03; Los Angeles Clipper 2003-04; Utah 2004-05; Chicago 2005-06; Seattle 2006-07 ... Played 11 seasons and 203 career games ... Averaged 3.8 ppg, 1.4 rpg.

Durand "Rudy" Macklin

Atlanta, 1982-83; New York, 1984 ... Career scoring average of 6.4 ppg.

Pete Maravich "Pistol Pete"

Atlanta 1971-74; New Orleans, 1975-79; Utah-Boston, 1980-81 ... Four time NBA All-Star ... Career scoring average of 24.2 ppg, totaling almost 16,000 points ... Member of the NBA's 50-year anniversary all-star team.

Shaquille O'Neal

Orlando, 1993-96; Lakers 1997-04; Miami 2005-08; Phoenix 2008-09; Cleveland 2010; Boston 2011 ... Member of the NBA's 50-year anniversary all-star team ... Three-time Finals MVP, 15 time All-Star ... 1,207 career games ... 28,596 career regular season points.

Bob E. Pettit, Jr.

Milwaukee 1955; St. Louis, 1956-65 ... 11-time NBA All-Star ... Member of the NBA's 50-year anniversary all-star team ... Career scoring average of 26.4 ppg, scoring over 20,800 points.

Jerry Reynolds

Milwaukee 1985-88; Seattle 1988-89; Orlando 1989-92; Milwaukee, 1995-96 ... 443 games played ... Career scoring average of 9.1 ppg and 3.0 rpg.

Stanley Roberts

Orlando, 1992; L. A. Clippers 1993-97 ... 9.6 ppg career scoring average.

DeWayne Scales

New York, 1981-82; Washington 1984 ... 4.6 ppg career scoring average.

Stromile Swift

Second pick of the draft by Vancouver, 2000 ... Played for Vancouver/Memphis 2000-05; Houston, 06; Memphis 07-08, New Jersey '09. Played 547 games, averaged 8.4 points,

John Sam Williams

Washington, 1987-91; LA Clippers 1993-94; Indiana 1995 ... Career scoring average of 10.1 ppg.



Tigers in the NBA



Marcus Thornton



Glen Davis

NBA Most Valuable Player

1955-56	Bob Pettit	St. Louis Hawks
1958-59	Bob Pettit	St. Louis Hawks
1999-00	Shaquille O'Neal	Los Angeles Lakers

NBA Rookie of the Year

1954-55	Bob Pettit	Milwaukee Hawks
1992-93	Shaquille O'Neal	Orlando Magic

NBA Comeback Player of the Year

1992-93	Mahmoud Abdul-Rauf	Denver Nuggets
---------	--------------------	----------------

NBA Finals Most Valuable Player

1999-00	Shaquille O'Neal	Los Angeles Lakers
2000-01	Shaquille O'Neal	Los Angeles Lakers
2001-02	Shaquille O'Neal	Los Angeles Lakers

All-NBA Rookie Team

2009-10	Marcus Thornton	2nd	New Orleans Hornets
---------	-----------------	-----	---------------------

All-NBA Defensive Team

1999-00	Shaquille O'Neal	2nd	Los Angeles Lakers
2000-01	Shaquille O'Neal	2nd	Los Angeles Lakers
2002-03	Shaquille O'Neal	2nd	Los Angeles Lakers

NBA All-Star Game Appearances

Shaquille O'Neal	15 (1993-98, 2000-07, 2009)
Bob Pettit	11 (1955-65)
Pete Maravich	5 (1973-74, 1977-79)
Frank Brian	2 (1951-52)

LSU NBA Champions

Bob Pettit	1958	St. Louis Hawks
Shaquille O'Neal	2000	Los Angeles Lakers
Shaquille O'Neal	2001	Los Angeles Lakers
Shaquille O'Neal	2002	Los Angeles Lakers
Shaquille O'Neal	2006	Miami Heat
Glen Davis	2008	Boston Celtics

NBA All-Star Game MVP

Bob Pettit	4 (1956, 1958, 1959, 1962)
Shaquille O'Neal	3 (2000, 2004, 2009)

All-NBA Team Selections

1949-50	Frank Brian	2nd	Anderson
1950-51	Frank Brian	2nd	Tri-Cities
1954-55	Bob Pettit	1st	Milwaukee Hawks
1955-56	Bob Pettit	1st	St. Louis Hawks
1957-58	Bob Pettit	1st	St. Louis Hawks
1958-59	Bob Pettit	1st	St. Louis Hawks
1959-60	Bob Pettit	1st	St. Louis Hawks
1960-61	Bob Pettit	1st	St. Louis Hawks
1961-62	Bob Pettit	1st	St. Louis Hawks
1962-63	Bob Pettit	1st	St. Louis Hawks
1963-64	Bob Pettit	1st	St. Louis Hawks
1964-65	Bob Pettit	2nd	St. Louis Hawks
1972-73	Pete Maravich	2nd	Atlanta Hawks
1975-76	Pete Maravich	1st	New Orleans Jazz
1977-78	Pete Maravich	2nd	New Orleans Jazz
1993-94	Shaquille O'Neal	3rd	Orlando Magic
1994-95	Shaquille O'Neal	2nd	Orlando Magic
1995-96	Shaquille O'Neal	3rd	Orlando Magic
1996-97	Shaquille O'Neal	3rd	Los Angeles Lakers
1997-98	Shaquille O'Neal	1st	Los Angeles Lakers
1998-99	Shaquille O'Neal	2nd	Los Angeles Lakers
1999-00	Shaquille O'Neal	1st	Los Angeles Lakers
2000-01	Shaquille O'Neal	1st	Los Angeles Lakers
2001-02	Shaquille O'Neal	1st	Los Angeles Lakers
2002-03	Shaquille O'Neal	1st	Los Angeles Lakers
2003-04	Shaquille O'Neal	1st	Los Angeles Lakers
2004-05	Shaquille O'Neal	1st	Miami Heat
2005-06	Shaquille O'Neal	1st	Miami Heat



Shaquille O'Neal

LSU AMBASSADOR



It is really hard to believe that it has been 20-plus years since Shaquille O'Neal last played a basketball game at LSU.

It is also ironic that LSU will play this year at the Arena in Boise, where Shaq played his final game wearing the purple and gold.

But even though O'Neal has been out of LSU some 20 years, and received his undergraduate degree from LSU in Dec. 2000, O'Neal remains to this day one of the biggest ambassadors of not only the LSU basketball program, not only the LSU Athletics program, but to some degree the University as well.

During his lengthy and highly successful NBA career which included multiple NBA titles (three in Los Angeles, one in Miami), 28,596 points and election as member of the "NBA team at 50," Shaq remained a loyal follower of LSU and visited his

alma mater whenever he could.

It all came full circle in September 2011 when LSU unveiled the big - 900 pounds of big - statue of the young "Shaq" dunking the basketball as he did so many times at LSU. A large, adoring crowd was on hand that included his Mom, former head coach Dale Brown and many of his teammates.

Now the statue has become one of the primary photo ops on the campus and with good reason. It was a fitting tribute to a player who still today loves LSU and lets the world know of that love whenever he can.

"I just had so much fun here," O'Neal would say of those days. "A lot of people don't know this but when I had to call Coach Brown and tell him I didn't think I wanted to come back (after my junior season) that was one of the hardest days of my





life because if I leave Coach Brown there will be no more Tiger Town, no more "Sports" on Thursday, no more football games, no more tailgating, no more crawfish. Now I've got to go to work.

"The great thing about Baton Rouge is the people are so friendly," said O'Neal. "The campus is so lively and the night life is so great. Baton Rouge is one of the best cities in the world ... Besides my parents who raised me well, it is the people of Louisiana who really made me."

The Life Skills Program at the Cox Communications Academic Center for Student-Athletes is named for O'Neal and the program helps develop the people outside the uniform that people see in real life. Through seminars, community service and life lessons, the student-athletes can understand what life will be whether or not a professional career is in the future.

For years, O'Neal has hosted an annual golf tournament that draws a full field to raise money for the Life Skills program. O'Neal is on hand and visits with the golfers and takes

pictures with the various groups. It's a part of his way of giving back to the school that helped him so much.

At LSU from 1989-92, he earned SEC Player of the Year honors and national Player of the Year honors in his three years here before being selected as the NBA's top draft choice in 1992.

In 2000, keeping a promise he made to his mom, he received his undergraduate degree from the University, declaring in his commencement address to the graduates that LSU now stood for "Love Shaq University."

One night later, as promised to Shaquille by then Athletic Director Joe Dean, once the graduation was official, his number was forever hung from the South catwalk at the Maravich Center. At that time it was just the third basketball number to be retired, as if his career needed remembering.

Now even Shaquille looks small next to his statue, something even he realized when he pulled the white cloth covering it.

"When that curtain came down it was wow," O'Neal would say. "They sent me little

sculptures of what it would look like so I thought it was one of those little things. They really did a good job. I'm honored and humbled. I think it's beautiful. It's fabulous."

Now Shaq has a new title. He's Dr. O'Neal. "Unfortunately, I will no longer answer to Shaq. You will have to call me Dr. O'Neal."

It wasn't an honorary doctorate either. He spent the past 4 1/2 years – including his final two seasons in the NBA – quietly working toward his doctoral degree in organizational learning and leadership with a specialization in human resource development. O'Neal achieved a cumulative GPA of 3.813 while completing 54 credit hours comprised of 16 courses and six credit hours of self-directed research. He did most of his course work via satellite, video conferencing and Blackboard.com. The title of his doctoral capstone project was "The Duality of Humor and Seriousness in Leadership Styles."

He has many titles. But LSU Ambassador is what he is to those who know him best and who are happy to have him always remember his second home at LSU.

LSU GREATS

The following nine individuals are the only athletes to have their jerseys retired by LSU. Men's basketball has retired the No. 23 for Pete Maravich, No. 50 for Bob Pettit, Jr., No. 33 for Shaquille O'Neal and No. 40 for Rudy Macklin. Women's basketball retired the No. 33 for Seimone Augustus. Football's only two retired jerseys are the No. 20 worn by Billy Cannon and the No. 37 worn by Tommy Casanova. Baseball retired the No. 15 in honor of longtime coach and former athletics director Skip Bertman and the No. 20 for Ben McDonald. Casanova, Macklin and McDonald joined the prestigious list in May 2009. Augustus became the first woman in LSU Athletics history to have her jersey retired in January 2010.



50 Bob Pettit

Pettit led LSU to its first NCAA Final Four in 1953 and he later became the first player in NBA history to exceed the 20,000-plus point barrier. Pettit is a member of the NBA Hall of Fame, and in 1997, he was named as one of the top 50 players in NBA history.



23 Pete Maravich

"Pistol Pete," Maravich still holds the NCAA record for career points with 3,667 and for career scoring average with 44.2 points a game. He was selected the National Player of the Year in 1970 after leading the Tigers to the NIT Final Four. He scored 50-plus points an amazing 28 times. He went on to a 10-year professional career and was selected as one of the NBA's 50 greatest players in 1997.



20 Billy Cannon

One of the true legends of college football in the South, Cannon was the 1959 Heisman Trophy winner and helped the Tigers to the 1958 national title. Cannon's most memorable performance came in 1959 against Ole Miss when No. 1 LSU trailed No. 3 Ole Miss 3-0 in the fourth quarter. He fielded a punt, broke seven tackles and returned it 89 yards for the 7-3 victory. He went on to a successful 11-year professional career.



33 Shaquille O'Neal

O'Neal was the first pick in the 1992 NBA Draft. He was named MVP of the league in 2000 and was a three-time NBA Finals MVP after leading the Los Angeles Lakers to three World Championships. At LSU, O'Neal averaged 21.6 points and 13.6 rebounds for his career, and in 1991, he was named the World's Amateur Athlete of the Year as well as SEC Athlete of the Year and National Player of the Year. In 1997, he was named as one of the top 50 players in NBA history.



15 Skip Bertman

A legend in the college baseball ranks, Bertman created a dynasty at LSU, guiding the Tigers to five national titles in a 10-year stretch from 1991-2000. He also coached the United States to a bronze medal at the 1996 Olympics in Atlanta and was an assistant on the gold medal-winning U.S. squad in Seoul, Korea, in 1988. Bertman retired from coaching following the 2001 season and served as LSU's athletics director for seven years. Bertman was inducted into the College Baseball Hall of Fame in 2006.



40 Rudy Macklin

Rudy Macklin was a two-time basketball All-American selection during his Tiger career from 1976-81 during which time he became LSU's all-time leading rebounder with 1,276 boards and the second-leading scorer in school history behind only the legendary Pete Maravich with 2,080 points. He led the Tigers to two Elite Eight appearances and the 1981 Final Four in Philadelphia. He still holds the school single game rebound record with 32, a mark like some of the great records in any sport that may never be broken.



Tommy Casanova (left), Seimone Augustus (middle) and Rudy Macklin (right) were the last LSU greats to have their jerseys retired during the 2009-10 athletic year.

About LSU Retired Jerseys

The retirement of the jerseys of Casanova, McDonald, Macklin and Augustus comes under a new provision of the LSU jersey retirement bylaws that says the retirement of an athlete's jersey in a particular sport does not preclude a current student-athlete in that sport from wearing the jersey number in that or any other sport, subject to the discretion of the head coach. This provision applies only to jerseys retired after January 1, 2007, so the numbers worn by Maravich, Pettit, O'Neal, Cannon and Bertman may never again be worn by future student-athletes in their respective sports. To have a jersey retired at LSU, an athlete must have completed intercollegiate competition for LSU a minimum of five years prior to nomination. Athletes must have demonstrated truly unusual and outstanding accomplishments, exceeding and in addition to all criteria used for Hall of Fame selection. Nominees must have a unanimous vote of support from the Hall of Fame committee.



37 Tommy Casanova

Tommy Casanova is the only three-time All-American in the history of LSU football and is a member of the College Football Hall of Fame. During his Tiger career from 1969-71, Casanova personified versatility for his myriad of talents as he played offense, defense, returned punts and kickoffs. One of just two three-time All-SEC performers at LSU, he played six seasons with the Cincinnati Bengals of the NFL while earning his medical degree.



19 Ben McDonald

Ben McDonald won the prestigious Golden Spikes Award, given annually to the nation's most outstanding player, in 1989 and is a member of the College Baseball Hall of Fame. He led LSU to two College World Series appearances. In 1989, McDonald was named National Player of the Year by Baseball America, The Sporting News and Collegiate Baseball. He was selected by the Baltimore Orioles as the No. 1 pick in the major league draft in 1989 and went on to enjoy a 10-year major league career with the Orioles and the Milwaukee Brewers.



33 Seimone Augustus

Seimone Augustus is the only women's basketball player in school history to earn State Farm Coaches Association All-America honors three times: 2004, 2005 and 2006. Augustus became LSU's first NCAA National Player of the Year and she claimed the honor twice in 2005 and 2006. A 2006 graduate of LSU, Augustus was the 2012 WNBA Finals MVP after winning a world title. She also led the United States to a gold medal at the 2008 Beijing Olympic Games.

World Class Tigers




Ashleigh Clare-Kearney
 • In 2009, became first LSU gymnast to capture two individual national titles



Glen "Big Baby" Davis
 • 2006 First-Team All-American
 • 2008 NBA World Champion




Sylvia Fowles
 • Three-time All-American
 • 2008, 2012 U.S. Olympic Gold Medalist
 • WNBA All-Star Game MVP



Susan Jackson
 • Three-time NCAA individual champion
 • 2009-10 SEC Female Athlete of the Year



Esther Jones
 • 21-time track All-American
 • 1992 Olympic Gold medalist



Muna Lee
 • 20-time track All-American
 • Two-time Olympian




Richard Thompson
 • Eight-time track All-American
 • 2008 Olympic Silver medalist




David Toms
 • Two-time SEC Golfer of the Year
 • 2001 PGA Champion
 • 13-time PGA Tour winner



Todd Walker
 • All-time College World Series team
 • Former Major Leaguer



Brian Wilson
 • Two-time Major League All-Star
 • 2010 World Series Champion San Francisco Giants
 • 2010 MLB Saves Champion



Shaquille O'Neal

A four-time NBA champion and 15-time All-Star, Shaquille O'Neal was one of the most dominant centers in league history. O'Neal, one of the most quotable athletes on the planet, joined the long list of prominent LSU alumni when he earned his degree in general studies in December 2000. O'Neal announced his retirement from the NBA in June 2011 after a brilliant Hall of Fame career of 19 seasons.

Seimone Augustus

Seimone Augustus received her degree in 2005 after just three years at LSU and while earning NCAA Women's Basketball National Player of the Year honors twice. She was the first pick of the 2006 WNBA Draft by the Minnesota Lynx and teamed with fellow LSU alum Sylvia Fowles to claim an Olympic gold medal for the United States in 2008 and 2012.



Prominent LSU ALUMNI



Eduardo Aguirre, Jr.

Named the first Director of U.S. Citizenship and Immigration Services (USCIS) for the Department of Homeland Security in 2003, Aguirre, Jr., was the U.S. Ambassador to Spain from 2005 until 2009.



Carlos Roberto Flores

The president of Honduras from 1997-2001, Flores helped the nation recover after Hurricane Mitch devastated the country in 1998. Flores is married to the former Mary Carol Flake, also an alumnus of LSU.



James Carville

Carville received both a bachelor's degree and law degree from LSU and gained fame in the 1990s as the chief campaign strategist for Bill Clinton and Al Gore. Carville also penned a best-selling memoir titled "All's Fair: Love, War and Running for President".



Jim Flores

Flores graduated with two bachelor's of science degrees; one in corporate finance in 1981 and the second in petroleum land management in 1982. Flores is currently Chairman, President and CEO of Plains Exploration & Production Company.



Lod Cook

Cook graduated from LSU with a bachelor's degree in mathematics in 1955 and then earned his Master's degree in petro engineering in 1955. Cook served as CEO of ARCO for nine years.



Sylvia Fowles

Sylvia Fowles was a two-time State Farm All-American at LSU before going onto a career in the WNBA with the Chicago Sky. Fowles and Seimone Augustus won Olympic gold medals for the United States in 2008 and 2012.

Dr. Larry O. Arthur - AIDS researcher.

Dr. Julian Bailes - expert in the field of Neurosurgery and also Chairman of the Brain Injury Institute

John Ed Bradley - Sports Illustrated writer and novelist, former LSU football player

John Breaux - U.S. Senator (1987-2005) and U.S. Congressman (1972-86) from Louisiana.

Wil Calhoun - Executive Producer of television sitcom "Friends".

Cassandra Chandler - One of the Federal Bureau of Investigation's highest ranking African-American women as special agent in charge of the Norfolk Field office.

"Lightning Joe" Lawton Collins - Chief of Staff for President Harry Truman.

Bill Conti - Oscar-winning composer who has written theme music for several well-known movies, including "Rocky" and its sequels.

Eric Arturo Delvalle - President of Panama (1985-1988).

Dr. Alexander William "Alex" Dunlap - Current chief veterinarian for NASA who is responsible for all NASA policies related to animal health and welfare

A. Wright Elliott - Retired executive vice president, Chase Manhattan Bank.

Graves Erskine - U.S. Marine Corps General in WWII.

Maxime A. Faget - Designed Mercury and Gemini spacecrafts.

Mary Carol Flake Flores - Former first lady of Honduras.

Murphy "Mike" Foster, Jr. - Former governor of Louisiana (1996-2004).

Kevin Griffin - Lead singer of the platinum-selling rock band "Better Than Ezra"

Paul Groves - Award-winning tenor with the Metropolitan Opera

Reinosuke Hara - Former president and CEO of Seiko Instruments

Rufus William (Bill) Harp - Television set decorator for series including "L.A. Law" and "Moonlighting"

Pat Hewlett - CIO of Exxon Mobil.

Walter Hitesman - Former president, Reader's Digest.

Hubert Humphrey - U.S. vice president (1965-69).

W. Vernon Jones - Senior Scientist for Suborbital Research, NASA headquarters.

Catherine D. "Kitty" Kimball - In 2009, was sworn in as first female to serve as chief justice of Louisiana's highest court

Delos "Kip" Knight - Vice president of marketing and brand management for eBay international.

Ray Marshall - Secretary of Labor under President Jimmy Carter.

James E. Maurin - Founding partner and CEO of Stirling Properties, a national real estate services firm.

Jake Lee Netterville - Chairman of the board of Postlethwaite and Netterville, the largest Louisiana-based public accounting firm.

Edwin Newman - Longtime NBC News journalist and author.

Carolyn Bennett Patterson - Former senior editor, National Geographic.

J. Howard Ramin - Former CEO and Chairman of the Board, Texaco.

Rex Reed - Drama critic, syndicated columnist.

Maj. Gen. Thomas Rhame - Led 1st Infantry Division against Iraq during Persian Gulf War.

Thomas O. Ryder - Chairman of the Board, The Reader's Digest Association.

Frances Seghers - Senior VP of Sony Entertainment European Community Affairs, which includes Sony Music, Sony Pictures and Sony Playstation.

Dolores Spikes - Former President of the Southern University System and the University of Maryland-Eastern Shore.

Ray Strother - Author, political consultant.

David Suarez - Architect and preservationist who restored the Washington Monument, the National Archives Building and Louisiana's Old State Capitol

LSU's enrollment is more than 27,000 students, including more than 1,600 international students and nearly 5,000 graduate students.



Mike Papajohn

The starting centerfielder on LSU's inaugural College World Series team in 1986, Mike Papajohn today is a prominent actor in Hollywood. Papajohn was the only actor to star in four \$150 million movies in the same calendar year doing so in 2009. The LSU alumnus has appeared in blockbuster films: Spiderman, Terminator Salvation, Transformers: Revenge of the Fallen and For the Love of the Game.

Olympia Vernon - Award-winning author and recipient of an American Academy of Arts and Letters Award for her debut novel, Eden

Rebecca Wells - Author of the novel and film "Devine Secrets of the Ya-Ya Sisterhood."

Joanne Woodward - Academy Award-winning actress and wife of Paul Newman.


Dr. James Andrews

A world-renowned orthopedic surgeon, Andrews is a 1963 graduate of LSU and a 1967 graduate of LSU Medical School. While at LSU, Andrews won the SEC indoor and outdoor titles in the pole vault.



David Steiner

A 1982 LSU graduate, Steiner has served as the CEO of Waste Management since 2004. The Houston-based company is finding new ways to create energy and they are ranked among the top 200 companies in America by Fortune Magazine.



Mary L. Landrieu

Landrieu became the first woman from Louisiana elected to a full term in the United States Senate in 1997.



Harry J. Longwell

Longwell graduated from LSU in 1963 with a bachelor's degree in petroleum engineering and retired in 2004 as the Executive Vice President and Director of ExxonMobil.



Eddie J. Jones

The former president of the NFL's Miami Dolphins franchise, the 38-year veteran of the NFL is currently a Trustee of the Bert Bell/Pete Rozelle Retirement and Disability Plan.



Suzanne Perron

A 1991 LSU graduate, Suzanne Perron is a rising star in the design world having worked with top designers Vera Wang and Carolina Herrera. Perron has designed dresses for Hollywood stars Jennifer Lopez, Mariska Hargitay and Holly Hunter, among others.



Marty Sixkiller

Senior Technical Director for PDI/DreamWorks' movies "Antz," "Shrek," "Shrek 2," "Shrek the Third," "Madagascar" and "Over the Hedge".



Mike

THE TIGER

Sneaux Day

On Dec. 11, 2008, a winter storm blanketed Baton Rouge that hadn't been seen in decades. The early white Christmas gave Mike VI, LSU's live Bengal/Siberian tiger, a chance to relax and play in nearly two inches of accumulation.

History of Mike

Few mascots in the country are as admired as Mike the Tiger. LSU's live Bengal mascot serves as the graphic image of all LSU athletic teams. The school has had six mascots, with the most recent, Mike VI, taking over the reign prior to the 2007 national championship football season. LSU veterinarian Dr. David Baker began the search for the young tiger after his predecessor, Mike V, died in May 2007 of renal failure at the age of 17. The six-year-old Bengal/Siberian mix, formerly known as "Roscoe," was donated to LSU by Great Cats of Idaville in Idaville, Ind., a nonprofit sanctuary and rescue facility for big cats and other large carnivores.

Mike's ride through Tiger Stadium before home games in a travel trailer topped by the LSU cheerleaders is a school tradition. Before entering the stadium, his trailer on wheels is parked next to the opponent's locker room in the southeast end of the stadium. Opposing players must make their way past Mike's trailer to reach their locker room.

Tradition dictates that the Tigers will score a touchdown for every growl issued by Mike before a football game. For many years, Mike was prompted to roar by pounding on the cage. Objections of cruel punishment brought about the use of recorded growls to play to the crowd before the games. That




Trainer and namesake Mike Chambers with Mike I housed in City Park Zoo.

practice was discontinued shortly afterward and today Mike participates in the pregame tradition without provocation.

In the mid-1980's, pranksters cut the locks on Mike IV's cage and freed him in the early-morning hours just days before the annual LSU-Tulane clash. Mike roamed free, playfully knocking down several small pine trees in the area, before being trapped in the Bernie Moore Track Stadium where police used tranquilizer guns to capture and return the Bengal Tiger to his home.

The incident was reminiscent of a kidnapping of Mike I many years ago by Tulane students before a Tiger-Green Wave battle.



2007-present

Mike VI

Mike VI arrived in Baton Rouge on Aug. 25, 2007, thanks to the donation by Great Cats of Idaville, Ind. He was officially designated as the successor to Mike V on Sept. 8, when LSU played host to Virginia Tech. Six days later, on Sept. 14, 2007, a ceremony was held to honor Mike V and dedicate the habitat to Mike VI. The six-year-old Bengal/Siberian mix, formerly known as "Roscoe," reigned over a football national title in his first year.





2012-13 Cheerleaders

Standing (l-r): Braley Raborn (coach), Kate Stone (coach), Chanse Kendrick, Katherine Smith, Dylon Hoffpauir, Taylor North, Kody Banda, Kristen Baudin, Tyler Roberts, Patience Phillips, Zack Hill, Brittany Chaisson, Wesley Smith, Sarah Stout, Jordan Ezell, Taylor Tucker, Ryan Fox, Kortlin Radley, Nick Bernard, Caroline Joseph, Landon Chastant, Jessie Majorie, Lauren Hollingsworth, Jordy Spitale, Blayr Carbo, Ben Cartner, Chico Garcia (Assoc. Head Coach), Pauline Zernott (Head Coach).

Kneeling (l-r): E.J. Vincent, Taylor Machen, Chris Annis, Skyler Bouillion, Josh Vairin, Courtney Begnaud, Alex Engelhardt, Rachael Brousse, Kip Carter, Kelsey Collins, Anthony Alexander, Sadie Landrieu, Cody Meyer, Julie Rapp, Eric Campos, Brittany Day, David Robichaux, Kelly Hackenbracht.



2012-13 Tiger Girls

Top Row (l to r): Alex Chiasson, Lauren Cook, Alexis Lawson, Jade Prejean, Abby Pirkle, Cristen Quick, Emily Kelty, Regen Lavergne.

Middle Row (l to r): Bethany Hebert, Erica Wilkins, Katie Morton, Jenae Dykes, Katherine Frederickson, Emily Sullivan, Jasmine Olivier.

Bottom Row (l to r): Kellee Shaheen, Machaela Brabham, Erika Liew, Macy Alexander, Cersten Bradley, Bryce Tramonte, Kristen Lebato.



O

Charles Carmouche

G • 6-4 • 187 • Sr. • Tr.

New Orleans, La • McMinn HS/UNO/Memphis

Will have an NCAA redshirt season of eligibility at LSU and will be able to play without sitting a year because of NCAA Graduation-Transfer rule ... Played two seasons at UNO and was on the University of Memphis team for two years, but was given a redshirt year following last season at Memphis ... Played in 92 collegiate games, making 75 starts ... Career average of 7.9 points, 3.5 rebounds and 1.7 assists ... 28 blocks and 115 steals ... Shot 35.4 percent from the arc and 63.9 percent from the free-throw line.

REDSHIRT AND JUNIOR SEASONS (2010-12 AT MEMPHIS)

Transferred to Memphis from UNO after the school elected at that time to drop out of Division I, allowing him to transfer and become immediately eligible ... In 2010-11, played in 32 games and made 28 starts ... Played 791 minutes (4th most on team) ... Averaged 7.4 points, 3.3 rebounds and 1.7 assists ... Double figures in 12 games ... 14th in C-USA in steals ... Averaged 8.8 points, 3.0 rebounds in four post-season C-USA/NCAA games ... In 2011-12, played in seven games and four starts ... Averaged 6.3 points and 2.6 boards with 13 assists ... DNP remainder of season because of severe tendonitis in both knees and received redshirt season from the NCAA.

FRESHMAN AND SOPHOMORE SEASONS (2008-10 AT UNO);

Had his best season scoring in the 2009-10 campaign for the Privateers, making 28 starts and playing in a team high 972 minutes ... Averaged 12.6 points (second on the team) and 4.8 rebounds (best on the team) ... Topped the squad with 42 steals ... Had 60 assists ... Ranked among the Sun Belt Conference leaders in scoring (18th), rebounds (20th) and steals (6th) ... Career-high 23 points against Western Kentucky ... As a freshman became the starting point guard, making 15 starts ... Averaged 3.5 points and 2.4 rebounds with 32 assists and 24 steals.

HIGH SCHOOL

Was District MVP as a senior and was also named to 3A All-State squad and All-Metro team while prepping at McMinn ... Averaged 21 points per game as a senior ... Spent two years at McMinn after spending sophomore year at Westside High School in Houston, Texas, following Hurricane Katrina ... Prepped at St. Augustine as a freshman .

PERSONAL

Full name is Charles Theophile Carmouche ... Birthdate is Sept. 18, 1990 ... Son of Charles Welsey and Paula Carmouche ... Graduated from Memphis in May 2012 with a bachelor's degree in Interdisciplinary Studies ... Graduate studies will be in human resource management.

5

Shavon Coleman

F • 6-5 • 195 • Jr. • JC

Thibodaux, La. • (Thibodaux HS/Howard College)

PRIOR TO LSU

Played two years at Howard College in Big Spring, Texas ... Was a football wide receiver, a long jumper and high jumper in high school and earned District and regional MVP honors and all-state in high school ... At Thibodaux, he was the District 8-5A MVP and honorable mention 5A All-State team member as a senior ... Averaged 28 points and 13 rebounds per game as a high school senior leading Thibodaux to the District 8-5A championship ... As a junior, he averaged 20 points and 11 rebounds a game and again was honorable mention all-state ... He was a first-team selection on the (Houma) Courier and (Thibodaux) Daily Comet's All-Region team in 2009 and 2010 ... This past year at Howard, averaged 14.7 points, 6.6 rebounds and 1.7 assists ... He made 44 percent of his field goal attempts this past season ... Coleman had 22 points and 13 rebounds in a loss in the Regional V Championship game.

PERSONAL

Born on Jan. 8, 1992 ... Parents are Michelle Coleman and Author Triggs ... Siblings are Deon Coleman, Trina Triggs and Lyense Triggs ... Major is interdisciplinary studies ... Likes to "sit outside and listen to music" ... Favorite foods are Louisiana favorites - red beans and fried fish ... Favorite celebrity is Denzel Washington ... Favorite professional basketball player is Dirk Nowitzki and favorite NBA team is the Dallas Mavericks.





4

Corban Collins

G • 6-3 • 192 • Fr. • HS

High Point, N.C. (Massanutten Military Academy)

PRIOR TO LSU

Collins blossomed last season for Massanutten, averaging 25 points, seven assists and six rebounds a game ... Massanutten posted a 28-8 record and for the first time was invited to the Elite Eight ... Named All-Conference and a prep school All-American ... For Arden Christian School in 2011, averaged 8.9 points for a team that posted a 32-5 record and captured the 3A State Championship ... While he did not play his sophomore season, he did play AAU ball and his basketball team finished 6th in the nation in the age 16 and under division ... At Arden Christian, played basketball and was a sprinter and long jumper for the track and field team ... Honor Roll student.

PERSONAL

Full name is Corban Wynne Collins ... Nickname is "Buck" ... Born on July 21, 1994 ... Parents are Cerise and Christopher Collins ... Sister Chimere, and brothers Christopher II and Caleb ... Brother Christopher played college football and Uncle Peter Collins played both college and professional basketball ... Anticipated major is sports management ... Likes to listen to music, and shoot hoops (not necessarily at same time) to relax ... Favorite foods are pizza and Chinese food ... Favorite professional basketball player Derrick Rose and his favorite NBA team is the Chicago Bulls.

3

Jalen Courtney

F • 6-8 • 227 • Jr • 2L
Jackson, Miss. (Provine HS)



Top Career Performances

Points

14, vs. Grambling, 12/29/11

Rebounds

5, vs. Western Kentucky, 11/18/11

Field Goals Made

5, vs. Grambling, 12/29/11

3 PT FG Made

4, vs. Grambling, 12/29/11

Free Throws Made

2, vs. Western Kentucky, 11/18/11

Assists

2, vs. UC-Irvine, 12/15/11

Blocks

1, three times

Steals

2, vs. Nicholls, 11/12/11

Minutes Played

19, vs. Grambling, 12/29/11

Top Career Scoring Games

1. 14 - vs. Grambling, 12/29/11
2. 5 - vs. UC-Irvine, 12/15/11
2. 5 - vs. Western Kentucky, 11/18/11
4. 4 - at Arkansas, 1/14/12
5. 3 - at Oregon, 3/13/12
5. 3 - vs. Ole Miss, 1/7/12
5. 3 - vs. Virginia, 1/2/12
5. 3 - vs. Boise State, 12/10/11
5. 3 - vs. Ole Miss, 1/22/11
5. 3 - vs. North Texas, 12/22/10

Changed number from 14 to 3 for the 2012-13 season.

SOPHOMORE SEASON (2011-12)

Played in 20 games, averaging 7.0 minutes per game ... Had first career double figure scoring game against Grambling (12/29) playing 19 minutes, scoring 14 points ... In that game, made 5-of-8 field goal attempts, including four treys ... Made 17-of-48 field goal attempts and 10-of-27 three-pointers ... Averaged 2.3 points and 1.2 rebounds a game ... Has made 12 treys in his two seasons ... Played double figure minutes in six games.

FRESHMAN SEASON (2010-11)

First year at LSU was cut short by injury ... Limited to just 15 games and 4.8 minutes per game ... Averaged 1.1 points and 0.5 rebounds ... Scored three points on two occasions - vs. North Texas (12/22) and Ole Miss (1/22) ... Played 12 minutes against Centenary (11/24) and 10 minutes against Ole Miss (1/22) ... High of three rebounds versus Centenary (11/24).

PRIOR TO LSU

Team was very successful in Class 5A, winning two state championships and reaching the final in his junior year when he averaged 15 points and nine rebounds for the No. 4 team in the state in the classification ... Averaged 16 points and 11 rebounds this past year for the Rams ... Had a high of 38 points and 20 rebounds in a game against Starkville High School ... Played for Coach Luther Riley ... Was the Mississippi State High School Athletic Association Scholar Athlete of the Year ... Named All-State, All-Metro and was a Mississippi McDonald's All-American nominee.

PERSONAL

Nickname is "Bird" given to him by high school coach ... Born July 29, 1992 in Atlanta, Ga. ... Moved to Jackson in the eighth grade ... Mother is Verdonna Williams ... One younger brother (Skysten Williams) and one younger sister (Mya Courtney) ... Major is communication studies ... Hobbies include listening to music ... Favorite NBA team is the Los Angeles Lakers and favorite NBA player is Carmelo Anthony ... Favorite non-basketball athlete is Muhammad Ali.



Courtney's Game-by-Game Statistics

2010-11												
OPPONENT	MIN	FG-A	3FG-A	FT-A	REB.	PF	A	TO	BLK	STL	PTS	
NORTHWESTERN ST.	3	1-1	0-0	0-0	0	0	0	0	0	0	2	
UT-MARTIN	4	0-1	0-0	1-2	1	1	0	0	0	0	1	
vs. Memphis	5	1-1	0-0	0-0	0	1	0	0	0	0	2	
CENTENARY	12	0-1	0-1	2-2	3	1	0	0	0	0	2	
at South Alabama	1	0-0	0-0	0-0	0	0	0	0	0	0	0	
COASTAL CAROLINA	1	0-0	0-0	0-0	0	0	0	0	0	0	0	
vs. Wichita State	2	0-1	0-1	0-0	0	0	0	0	0	0	0	
NORTH TEXAS	4	1-2	1-1	0-0	1	0	0	0	0	0	3	
SOUTHERN	5	0-0	0-0	1-2	1	0	0	0	0	0	1	
at Rice	8	0-1	0-0	0-0	0	2	0	1	0	0	0	
at Virginia	1	0-0	0-0	0-0	0	0	0	0	0	0	0	
at Kentucky	8	0-1	0-0	0-0	0	2	0	1	0	0	0	
Ole Miss	10	1-2	1-1	0-0	0	1	0	0	0	0	3	
at Tennessee	4	1-1	0-0	0-0	0	0	0	0	1	0	2	
at Alabama	4	0-0	0-0	0-0	0	1	0	0	0	0	0	
Totals	72	5-12	2-4	4-6	8	7	0	2	1	0	16	

2011-12												
OPPONENT	MIN	FG-A	3FG-A	FT-A	REB.	PF	A	TO	BLK	STL	PTS	
NICHOLLS	4	1-3	0-1	0-0	0	1	0	0	0	1	2	
at Coastal Carolina	2	0-0	0-0	0-0	0	0	0	0	0	0	0	
vs Western Kentucky	7	1-4	1-2	2-2	5	1	0	0	0	0	5	
SOUTH ALABAMA	4	0-2	0-0	0-0	2	1	0	0	0	0	0	
at RUTGERS	2	0-0	0-0	0-0	0	0	0	1	0	0	0	
BOISE STATE	13	1-4	1-2	0-0	4	2	0	0	1	0	3	
UC IRVINE	13	2-3	1-2	0-0	3	1	2	0	0	0	5	
at North Texas	8	0-4	0-2	0-0	1	0	0	0	0	0	0	
GRAMBLING	19	5-8	4-7	0-0	3	1	1	0	0	0	14	
VIRGINIA	6	1-1	1-1	0-0	0	0	0	0	0	0	3	
OLE MISS	12	1-6	1-4	0-0	2	2	0	0	0	0	3	
at Alabama	5	1-2	0-1	0-0	1	1	0	0	0	0	2	
at Arkansas	17	2-3	0-0	0-0	1	2	0	0	0	0	4	
AUBURN	11	1-2	0-1	0-0	1	1	1	0	0	0	2	
at Florida	4	0-1	0-1	0-0	0	1	0	1	0	0	0	
KENTUCKY	2	0-1	0-1	0-0	0	0	0	0	0	0	0	
ARKANSAS	2	0-0	0-0	0-0	0	0	0	0	1	0	0	
at Vanderbilt	1	0-1	0-1	0-0	0	0	0	0	0	0	0	
ALABAMA	2	0-1	0-0	0-0	0	0	0	0	0	0	0	
at Oregon	5	1-2	1-1	0-0	1	1	0	0	0	0	3	
Totals	139	17-48	10-27	2-2	24	15	4	2	2	1	46	

Jalen Courtney's Year-by-Year Statistics

YEAR	GP-GS	MIN/AVG	FG-A	PCT	3G-A	PCT	FT-FTA	PCT	REBS-AVG.	PF-FO	AST	TO	BLK	STL	PTS/AVG
2010-11	15-0	72/4.8	5-12	.417	2-4	.500	4-6	.667	8-0.5	7-0	0	2	1	0	16/1.1
2011-12	20-0	139/7.0	17-48	.354	10-27	.370	2-2	1.000	24-1.2	15-0	4	2	2	1	46/2.3
TOTAL	35-0	211/6.0	22-60	.367	12-31	.387	6-8	.750	32-0.9	22-0	4	4	3	1	62/1.8

55

Andrew Del Piero

C • 7-3 • 254 • Sr. • SQ
Austin, Texas (Westlake HS)



Top Career Performances

Points

2, vs. Grambling, 12/29/11

Rebounds

2, vs. Nicholls, 11/12/11

Field Goals Made

1, vs. Grambling, 12/29/11

Blocks

1, vs. Grambling, 12/29/11

Minutes Played

7, vs. Grambling, 12/29/11

Top Career Scoring Games

1. 2 - vs. Grambling, 12/29/11

2. 1 - vs. Ole Miss, 1/7/12



Received scholarship for the 2012-13 season.

JUNIOR SEASON (2011-12)

In his second season as a walk-on for the Tigers, played in four games, scoring in two games ... Scored two points versus Grambling (12/29) and one point versus Ole Miss (1/7) ... Played seven minutes in the Grambling game ... Averaged 0.8 points per game and 0.5 rebounds ... Had two rebounds in the season opener against Nicholls (11/12).

SOPHOMORE SEASON (2010-11)

Walked-on to the team prior to the season and was able to practice with the team while redshirting from competition.

PRIOR TO JOINING TEAM

Was a member of the Golden Band from Tigerland for two years as a member of the tuba section ... Played one year of high school basketball ... Was a Class 5A selection for the All-State band for two years while in high school.

PERSONAL

Full name is Andrew Carl Del Piero ... Born on May 20, 1990 in Houston, Texas ... Parents are Paul and Debbie Del Piero ... Dad played basketball at Dartmouth College ... Two brothers - Will Del Piero (22), Logan Richardson (30) ... Major at LSU is sociology ... Favorite NBA team is the San Antonio Spurs and favorite player is Manu Ginobili ... Favorite singer is Jim Morrison.

Del Piero's Game-by-Game Statistics

2011-12

OPPONENT	MIN	FG-A	3FG-A	FT-A	REB.	PF	A	TO	BLK	STL	PTS
NICHOLLS	2	0-2	0-0	0-2	2	0	0	1	0	0	0
vs. Western Kentucky	1	0-0	0-0	0-0	0	0	0	0	0	0	0
GRAMBLING	7	1-4	0-0	0-0	0	0	0	1	1	0	2
OLE MISS	2	0-0	0-0	1-2	0	1	0	0	0	0	1
Totals	12	1-6	0-0	1-4	2	1	0	2	1	0	3

Andrew Del Piero's Year-by-Year Statistics

YEAR	GP-GS	MIN/AVG	FG-A	PCT	3G-A	PCT	FT-FTA	PCT	REBS-AVG.	PF-FO	AST	TO	BLK	STL	PTS/AVG
2011-12	4-0	12/3.0	1-6	.167	0-0	.000	1-4	.250	2-0.5	1-0	0	2	1	0	3-0.8
TOTAL	4-0	12/3.0	1-6	.167	0-0	.000	1-4	.250	2-0.5	1-0	0	2	1	0	3-0.8

11

Shane Hammink

F • 6-7 • 208 • Fr. • HS

Millingen aan de Rijn, Netherlands (Oakley College)

PRIOR TO LSU

The U18 Dutch International was listed as one of the most promising rising stars of the Netherlands ... It was a break out year for Hammink at the Canarias Basketball Academy ... Being named Best Defensive Player at the 2012 Nike Euroleague International Junior Classification Tournament held in Kaunas, Lithuania ... Also named Tournament MVP at the 2012 U23 Tournament in Tourcoing, France ... Hammink averaged 14 points for the Canarias team in the French event ... In the U18 European Championships in 2011, in seven games averaged 12.7 points, 7.3 rebounds and 2.3 assists per game, while shooting 54.2 percent from the floor from inside the arc ... In the 2010 Under 16 championships, he posted averages of 17.8 points per game and 8.9 rebounds.

PERSONAL

Born on July 22, 1994 ... Parents are Geert and Rhonda Hammink ... Father played at LSU from 1989-93 ... Averaged a double-double in 1993 and was a First-Team All-SEC selection at Center his senior season ... Played in 113 games, averaging 6.5 points and 4.7 rebounds for his career, but 15.3 points and 10.2 rebounds his senior season ... The Hamminks become the fifth Father-Son combination to play at LSU ... Two brothers: Ryan and Nick ... Anticipated major at LSU; business ... Likes to listen to music to relax ... Favorite professional basketball players are Kobe Bryant and LeBron James which makes his favorite NBA teams the Los Angeles Lakers and the Miami Heat.





1

Anthony Hickey

G • 5-11 • 178 • So. • 1L.
Hopkinsville, Ky. • Christian County HS

Top Career Performances

Points

20 - vs. Georgia Tech, 11/20/11

Rebounds

7 - twice

Field Goals Made

8 - vs. Georgia Tech, 11/20/11

3 PT Field Goals Made

4 - twice

Free Throws Made

4 - twice

Assists

7 - three times

Blocks

2 - vs. Marquette, 12/19/11

Steals

5 - vs. Kentucky (SECT), 3/9/12

Minutes Played

40 - vs. Kentucky (SECT), 3/9/12

Top Career Scoring Games

1. 20 - vs. Georgia Tech, 11/20/11
2. 18 - vs. Auburn, 1/17/12
3. 17 - vs. Western Kentucky, 11/18/11
4. 16 - at Mississippi State, 1/25/12
5. 14 - vs. Nicholls, 11/12/11
6. 12 - vs. Tennessee, 2/29/12
6. 12 - at Vanderbilt, 2/8/12
6. 12 - vs. Arkansas, 2/4/12
6. 12 - at Arkansas, 1/14/12
6. 12 - vs. Ole Miss, 1/7/12
6. 12 - vs. S. Alabama, 11/23/11

FRESHMAN SEASON (2011-12)

Started 31 of the 33 games in his freshman season ... Posted 16 games in double figures as Hickey displayed a great point guard's ability to not only score but distribute the basketball as well ... 18 games of four assists or more, posting 125 total assists (the most since 2009 by an LSU player) ... Averaged 8.9 points per game, 3.6 rebounds and 3.8 assists per game ... Made All-Tournament in the Charleston Classic in November after three double figure games, highlighted by 20 points in the win over Georgia Tech (11/20) ... Six assists, four steals in upset win over No. 10 Marquette (12/19) ... Averaged 9.5 points per game and 3.4 assists in SEC play ... In his opening SEC game, hit 4-of-5 treys and had seven assists, no turnovers vs. Ole Miss (1/7) ... Hit game winner with 1.4 seconds to play in overtime to beat Mississippi State (2/14) ... Had 10 points, four assists and five steals versus Kentucky in SEC quarterfinals (3/9) ... Best scoring games were 20 versus Georgia Tech (11/20) and 18 vs. Auburn (1/17) ... Had seven assists three times in SEC play ... Had four treys in four different games this season ... Made 44 for the season ... Averaged 31.2 minutes a game.

PRIOR TO LSU

Named Mr. Basketball in the state of Kentucky ... All-State selection ... Played both basketball and football at Christian County ... Basketball coach is Kerry Stovall ... Team won the basketball 5A championship in a 65-63 win over Rowan City ... In the game, Hickey had 17 points and 12 assists, including the game-winning pass ... For the playoffs, Hickey averaged 22.5 points per game, 7.3 rebounds and 4.8 assists ... For his career scored over 1,300 points, 415 assists and 341 steals ... In his senior season, averaged 18.5 points per game, 4.7 rebounds and 8.3 assists ... Quarterbacked his high school team to the state championship football game and that same night put on his basketball uniform and played in a game some 140 miles away ... Played in the Indiana-Kentucky all-star games, scoring 19 points with eight assists and one turnover in the first game and six points, six rebounds and six assists in game two.

PERSONAL

Born on Nov. 22, 1992 ... Parents are Monica Moore and Anthony Hickey, Sr. ... Two sisters, Coursheka Jessup and Makayla Brown ... Undecided on major ... Listed things that influenced him to come to LSU were "the environment ... love campus ... fans crazy about sports" ... Favorite food is pasta ... Favorite NBA team is the Miami Heat and favorite player, Derrick Rose ... Favorite singer is Lil Wayne.



Hickey's Game-by-Game Statistics

2011-12 OPPONENT	MIN	FG-A	3FG-A	FT-A	REB.	PF	A	TO	BLK	STL	PTS
NICHOLLS	27	4-9	3-6	3-4	3	2	5	4	0	4	14
at Coastal Carolina	28	2-8	1-4	0-0	4	4	2	3	0	3	5
vs Northwestern	33	4-11	0-4	3-5	4	5	4	3	0	3	11
vs Western Kentucky	26	7-13	2-4	1-1	7	2	4	2	0	3	17
vs Georgia Tech	37	8-13	4-6	0-0	2	2	4	2	0	0	20
SOUTH ALABAMA	37	4-13	2-4	2-4	3	3	6	0	0	1	12
at Houston	36	1-11	0-4	0-0	5	0	3	4	1	4	2
at RUTGERS	34	3-11	0-5	1-2	3	3	5	1	0	0	7
BOISE STATE	37	4-10	0-3	3-6	4	3	5	2	0	3	11
UC IRVINE	29	0-4	0-3	4-4	4	0	3	2	0	1	4
MARQUETTE	29	3-7	2-4	0-4	5	1	6	3	2	4	8
at North Texas	22	0-6	0-4	0-0	2	3	1	1	0	4	0
GRAMBLING	20	2-5	0-1	0-0	4	1	5	1	0	4	4
VIRGINIA	37	3-10	2-7	0-0	3	3	2	1	0	1	8
OLE MISS	25	4-5	4-5	0-0	2	1	7	0	0	3	12
at Alabama	27	4-8	0-1	0-0	5	1	1	3	0	1	8
at Arkansas	28	5-10	2-4	0-0	5	4	3	4	1	3	12
AUBURN	39	6-12	2-5	4-6	7	2	6	1	0	1	18
at Florida	23	4-10	2-6	0-0	3	5	2	0	0	0	10
at Mississippi State	33	6-12	4-7	0-0	1	3	6	4	0	3	16
KENTUCKY	32	2-6	1-3	0-1	4	2	5	0	0	1	5
ARKANSAS	31	6-11	0-3	0-0	2	3	3	2	0	3	12
at Vanderbilt	36	5-16	2-9	0-0	1	3	0	0	0	0	12
ALABAMA	30	1-2	1-2	1-2	5	3	5	1	0	1	4
MISSISSIPPI STATE	33	4-10	0-5	0-0	3	3	1	2	0	2	8
at South Carolina	35	3-7	2-4	2-4	6	0	7	2	0	3	10
GEORGIA	31	1-4	0-2	0-0	3	1	2	2	0	1	2
at Ole Miss	33	1-7	1-5	0-0	3	2	2	3	0	1	3
TENNESSEE	34	4-9	4-7	0-0	3	2	3	2	0	1	12
at Auburn	31	2-7	2-3	2-3	4	4	2	1	0	1	8
vs Arkansas	36	3-8	1-3	0-0	3	2	7	3	0	2	7
vs Kentucky	40	5-13	0-4	0-0	3	2	4	1	0	5	10
at Oregon	21	1-4	0-3	0-1	3	4	4	3	1	2	2
Totals	1030	112-292	44-140	26-47	119	79	125	63	5	69	294

Anthony Hickey's Year-by-Year Statistics

YEAR	GP-GS	MIN/AVG	FG-A	PCT	3G-A	PCT	FT-FTA	PCT	REBS-AVG.	PF-FO	AST	TO	BLK	STL	PTS/AVG
2011-12	33-31	1030/31.2	112-292	.384	44-140	.314	26-47	.553	119-3.6	79-2	125	63	5	69	294/8.9
TOTAL	33-31	1030/31.2	112-292	.384	44-140	.314	26-47	.553	119-3.6	79-2	125	63	5	69	294/8.9



13

Eddie Ludwig

F • 6-9 • 209 • Sr. • 3L

Metairie, La. • Metairie Park Country Day



Top Career Performances

Points

12, three times

Rebounds

9, vs. Boise State, 12/10/11

Field Goals Made

4, four times

3 PT FG Made

2, vs. UCI, 12/15/11

Free Throws Made

5, twice

Blocks

1, 10 times

Steals

4, vs. Georgia, 3/6/10

Minutes Played

33, vs. Boise State, 12/10/11

Top Career Scoring Games

1. 12 - vs. Arkansas, 2/4/12
1. 12 - vs. UC-Irvine, 12/15/11
1. 12 - at Tennessee, 1/26/11
4. 10 - vs. Vanderbilt (SECT), 3/10/11
5. 9 - at Ole Miss, 3/4/10
5. 9 - vs. Rice, 12/19/08
7. 8 - vs. Memphis, 11/21/10
7. 8 - vs. Tennessee (SECT), 3/11/10
9. 7 - four times

2012 SEC HONOR ROLL
2011 SEC HONOR ROLL

JUNIOR SEASON (2011-12)

Played in 30 games, starting the most of his career this season (eight) ... Averaged 2.0 points per game, 1.9 rebounds a game and 10 minutes of playing time per game ... For the second and third time in his career had 12 points in games - vs. UC-Irvine (12-15) and vs. Arkansas (2-4) ... Four career double figure games ... Made four field goals in both of the 12-point games, with two treys in the UCI game and one triple in the Arkansas game ... Made 15-of-18 free throws (83.3 percent), 91-114 for his career (79 percent) ... Played career high 33 minutes in the win over Boise State (12-10) with a career-high nine rebounds.

SOPHOMORE SEASON (2010-11)

Played in all 32 games, starting six ... Has now played in 61-of-62 games his first two seasons ... Averaged 3.8 points per game, 2.8 rebounds and 15.5 minutes per game ... Recorded his first two college double figure scoring games - 12 at Tennessee (1/26), hitting four field goals; and, in the SEC Tournament (3/10) against Vanderbilt, hitting four field goals in a 10-point effort ... Twice had eight rebounds - at Tupelo against Memphis (11/21) and the SEC tournament game vs. Vanderbilt (3/10) ... Field goal percentage up from 34 percent to 44.2 percent (34-77) ... Made 76 percent of free throws (50-66).

FRESHMAN SEASON (2009-10)

Played in 30 games, starting one during his first year at LSU ... Scored season-best of nine points versus Rice (12/19) and at Ole Miss (3/4) ... Had eight points in the SEC Tournament game against Tennessee (3/11) ... Had three games of six rebounds each ... Had five assists in the game at Arkansas (2/10) ... Averaged 2.3 points and 2.5 rebounds in 12.8 minutes of playing time ... Scored in 18 games during the course of the season ... Played 31 minutes in the SEC Tournament game with Tennessee ... Averaged 6.3 points, 4.6 rebounds and made 7-of-12 field goals over last three games, while playing 80 minutes.

PRIOR TO LSU

Played both basketball and football at Metairie Park Country Day for coaches Mike McGuire and Johnny Mullens ... Basketball team won the Class 1A State Championship in 2009 ... Ludwig named Class 1A Player of the Year by the Louisiana Sports Writers Association as a junior and senior ... Averaged 19.8 points, 13 rebounds and 4.2 assists per game as a senior ... As a junior averaged 23.2 points, 14



rebounds and three blocks ... Team advanced to the state championship game in the class three straight years ... Had 19 points and 15 rebounds in the championship game ... Scored 2,530 career points to rank as MPCD's all-time leading scorer.

PERSONAL

Born on September 11, 1990 in Metairie ... Parents are Trip and Lisa Ludwig ... One sister, Caroline, who attends LSU ... Mother, Lisa, is an LSU graduate ... Hobbies include watching TV ... Favorite food is cinnamon rolls ... Obviously, the New Orleans Hornets is his NBA favorite ... His favorite athlete outside the sport of basketball - New Orleans natives Peyton and Eli Manning ... Major is Economics.

Ludwig's Game-by-Game Statistics

2009-10 OPPONENT	MIN	FG-A	3FG-A	FT-A	REB.	PF	A	TO	BLK	STL	PTS
ULM	9	1-2	0-0	0-0	2	2	0	0	0	0	2
INDIANA STATE	10	2-4	0-2	0-0	3	0	0	1	0	0	4
WESTERN KENTUCKY	4	0-1	0-0	0-0	0	1	0	0	0	0	0
vs. Connecticut	21	2-5	0-0	2-2	6	1	0	2	0	2	6
vs. Arizona State	6	0-0	0-0	0-0	1	2	0	1	0	0	0
UL-LAFAYETTE	16	0-3	0-0	0-0	1	1	0	0	0	1	0
NORTHWESTERN ST.	16	2-5	0-0	1-1	5	0	0	0	0	0	5
SOUTHEASTERN	10	1-2	0-1	2-2	1	4	1	0	0	0	4
NICHOLLS	13	0-0	0-0	0-0	4	0	1	1	0	0	0
RICE	15	2-2	0-0	5-6	5	3	0	0	1	0	9
vs. Washington State	8	0-0	0-0	2-2	2	0	0	0	0	0	2
at Xavier	16	1-2	0-0	0-0	3	4	2	0	0	0	2
UTAH	8	0-1	0-0	0-0	0	2	0	0	0	0	0
MCNEESE	7	0-1	0-0	0-0	0	1	1	1	0	0	0
ALABAMA	7	0-0	0-0	2-2	1	2	1	1	0	0	2
at South Carolina	7	0-1	0-0	2-2	1	1	1	0	1	1	2
at Florida	17	2-4	0-0	0-1	4	1	1	2	0	1	4
AUBURN	7	0-2	0-1	0-0	2	1	1	0	0	0	0
OLE MISS	13	1-2	0-0	1-1	3	3	0	1	0	1	3
at Alabama	16	1-5	0-1	0-0	1	1	1	0	0	1	2
at Mississippi State	24	0-1	0-0	2-2	6	3	2	0	0	0	2
TENNESSEE	9	0-0	0-0	0-0	1	1	0	0	0	0	0
KENTUCKY	8	0-2	0-0	0-0	1	1	0	0	0	0	0
at Arkansas	13	0-3	0-1	0-0	1	3	5	1	0	0	0
at Vanderbilt	4	0-2	0-0	0-0	0	1	0	0	0	0	0
ARKANSAS	5	0-0	0-0	2-2	0	0	0	1	0	0	0
at Auburn	14	0-2	0-1	0-0	2	0	0	1	0	2	0
at Ole Miss	20	3-5	0-0	3-3	6	1	2	2	0	0	9
Georgia	29	1-2	0-0	0-0	3	2	0	1	0	4	2
vs. Tennessee	31	3-5	0-1	2-4	5	3	0	2	1	1	8
Totals	383	22-64	0-8	26-30	74	47	19	19	3	14	70

Eddie Ludwig's Year-by-Year Statistics

YEAR	GP-GS	MIN/AVG	FG-A	PCT	3G-A	PCT	FT-FTA	PCT	REBS-AVG.	PF-FD	AST	TO	BLK	STL	PTS/AVG
2009-10	30-1	383/12.8	22-64	.344	0-8	.000	26-30	.867	74-2.5	47-0	19	19	3	14	70/2.3
2010-11	32-6	496/15.5	37-77	.442	2-7	.286	50-66	.758	100-3.1	59-2	21	31	2	22	120/3.8
2011-12	29-8	291/10.0	19-53	.358	5-19	.263	15-18	.833	55-1.9	3-0	11	14	8	6	58/2.0
TOTAL	91-15	1170/12.9	75-194	.387	7-34	.206	91-114	.798	229-2.5	143-2	51	64	13	42	248/2.7

**2010-11**

OPPONENT	MIN	FG-A	3FG-A	FT-A	REB.	PF	A	TO	BLK	STL	PTS
NORTHWESTERNz ST.	18	0-0	0-0	4-4	3	5	0	2	0	3	4
NICHOLLS	22	1-2	0-0	2-2	2	3	0	2	0	0	4
UT-MARTIN	12	0-0	0-0	5-6	1	2	0	0	0	0	5
vs. Memphis	32	3-7	0-2	2-2	8	3	1	2	0	1	8
CENTENARY	24	2-5	0-0	2-3	5	2	4	1	0	1	6
at South Alabama	21	0-0	0-0	4-4	4	1	4	4	0	0	4
HOUSTON	10	2-2	0-0	1-1	3	0	0	0	0	2	5
CENTRAL MICHIGAN	8	1-3	0-0	1-2	2	2	0	1	0	0	3
MCNEESE STATE	2	0-0	0-0	0-0	0	0	0	0	0	0	0
vs. Wichita State	5	0-3	0-0	2-2	3	0	0	0	0	0	2
NORTH TEXAS	10	0-2	0-0	1-2	1	1	0	0	0	0	1
SOUTHERN	9	1-3	0-0	0-1	4	1	0	0	0	1	2
at Rice	13	0-0	0-0	0-0	4	5	0	1	0	2	0
at Virginia	18	0-1	0-0	1-2	4	0	1	0	0	0	1
at Auburn	23	1-3	0-0	4-5	4	1	2	2	0	2	6
ARKANSAS	12	1-2	0-0	1-2	1	3	0	0	0	0	3
at Kentucky	18	3-6	1-1	0-0	4	1	0	1	0	0	7
OLE MISS	10	0-1	0-0	1-2	0	2	2	1	0	0	1
at Tennessee	25	4-9	1-2	3-4	4	2	0	1	0	0	12
at Alabama	30	1-5	0-0	2-2	7	3	2	3	0	0	4
SOUTH CAROLINA	19	1-3	0-0	0-0	6	0	0	0	0	1	2
MISSISSIPPI STATE	16	1-2	0-1	3-3	2	2	2	2	0	0	5
at Ole Miss	20	2-2	0-0	0-0	4	2	1	2	1	1	4
at Arkansas	19	3-4	0-0	3-4	5	3	0	2	1	0	9
ALABAMA	11	0-0	0-0	0-2	1	1	1	2	0	1	0
FLORIDA	10	1-1	0-0	0-0	2	4	0	1	0	1	2
at Mississippi State	8	0-2	0-1	2-2	3	2	0	0	0	1	2
VANDERBILT	9	0-0	0-0	1-2	2	3	0	0	0	0	1
at Georgia	1	0-0	0-0	0-0	0	1	0	0	0	0	0
AUBURN	24	2-3	0-0	3-5	2	0	0	0	0	2	7
vs. Vanderbilt	26	4-6	0-0	2-2	8	4	1	1	0	2	10
Totals	496	34-77	2-7	50-66	100	59	21	31	2	22	120

2011-12

OPPONENT	MIN	FG-A	3FG-A	FT-A	REB.	PF	A	TO	BLK	STL	PTS
NICHOLLS	12	2-3	1-1	0-0	4	2	0	0	0	1	5
at Coastal Carolina	10	0-2	0-0	1-2	2	1	1	0	0	0	1
vs Northwestern	11	1-3	0-1	2-2	1	4	0	1	0	0	4
vs Western Kentucky	7	0-0	0-0	0-0	1	1	0	0	1	0	0
SOUTH ALABAMA	3	0-0	0-0	0-0	0	0	1	0	0	0	0
at Houston	6	1-2	0-1	0-0	1	2	0	0	0	1	2
at RUTGERS	8	0-2	0-0	0-0	1	2	0	0	0	0	0
BOISE STATE	33	1-4	0-2	0-0	9	2	1	1	1	0	2
UC IRVINE	24	4-7	2-5	2-2	5	1	1	2	1	2	12
MARQUETTE	10	0-1	0-1	0-0	0	2	1	2	0	0	0
at North Texas	8	0-1	0-1	0-0	1	1	0	0	0	0	0
GRAMBLING	25	3-8	1-4	0-0	7	2	1	0	1	0	7
VIRGINIA	2	0-0	0-0	0-0	1	0	0	1	0	0	0
OLE MISS	11	0-2	0-0	1-2	3	1	0	0	1	0	1
at Alabama	4	0-1	0-0	0-0	1	1	0	2	0	0	0
AUBURN	3	0-1	0-0	0-0	1	1	0	0	0	0	0
at Florida	20	3-4	0-0	1-1	2	1	1	0	0	0	7
at Mississippi State	12	0-0	0-0	0-0	2	1	0	0	0	0	0
KENTUCKY	7	0-0	0-0	0-0	1	2	0	0	0	0	0
Arkansas	17	4-6	1-1	3-3	4	2	2	0	1	1	12
at Vanderbilt	9	0-2	0-0	4-4	2	1	0	1	0	0	4
ALABAMA	5	0-0	0-0	0-0	0	1	1	0	0	0	0
at South Carolina	3	0-1	0-0	0-0	0	0	0	1	0	0	0
GEORGIA	0	0-0	0-0	0-0	0	0	0	0	0	0	0
at Ole Miss	5	0-1	0-1	0-0	0	1	0	0	0	0	0
TENNESSEE	10	0-0	0-0	0-0	1	2	1	2	1	0	0
at Auburn	4	0-0	0-0	0-0	2	1	0	1	1	0	0
vs Kentucky	16	0-1	0-1	0-0	2	1	0	0	0	1	0
at Oregon	6	0-1	0-0	1-2	1	1	0	0	0	0	1
Totals	291	19-53	5-19	15-18	55	37	11	14	8	6	58

24 | Malik Morgan

G • 6-4 • 188 • Fr. • HS
River Ridge, La. (John Curtis HS)

PRIOR TO LSU

Led John Curtis to its first Class 2A State Championship in 2012, earning All-State First Team honors from the Louisiana Sports Writers Association ... Was named the Class 2A Player of the Year by the LSWA ... Averaged 18.1 points, five assists and 4.3 rebounds to earn District 10-2A Player of the Year honors and help the Patriots earn the No. 1 playoff seed ... Had a career-high of 56 points and 10 rebounds in a game versus Riverside Academy ... Coach Mike Krajcer was named Coach of the Year as Patriots capped off a 30-3 season.

PERSONAL

Born on Jan. 31, 1994 ... Left handed ... Honor Student at John Curtis ... Parents are Detra and Sam Morgan ... Siblings are Kai Morgan (14) and Kolby Morgan (16) ... Mother attended LSU and played volleyball at LSU (1983-86) ... Detra (Brown) played on one SEC Championship team at LSU (1986) and led the team in kills, hitting percentage and digs in 1985 ... Cousin Aaron Morgan is a football defensive end for the Jacksonville Jaguars ... Said LSU was "my dream school since I was a baby since my mother played volleyball at LSU" ... Anticipated major at LSU is sports management ... Likes to watch TV to relax ... Lists as his hobby "playing basketball with brother and sister" ... Favorite food is Shrimp Pasta ... Favorite NBA player is Kevin Durant of Oklahoma City Thunder, but favorite team is the NBA champions, Miami Heat.





2

Johnny O'Bryant III

F • 6-9 • 256 • So. • 1L
Cleveland, Miss. • East Side HS

Top Career Performances

Points

21 - vs. Northwestern,
11/17/11

Rebounds

11 - three times

Field Goals Made

6 - three times

3 PT Field Goals Made

1 - at Coastal Carolina,
11/15/11

Free Throws Made

10 - vs. Arkansas (SECT),
3/8/12

Assists

3 - vs. Alabama, 2/11/12

Blocks

2 - five times

Steals

2 - vs. Miss. State, 2/14/12

Minutes Played

29 - vs. Alabama, 2/11/12

Top Career Scoring Games

1. 21 - vs. Northwestern, 11/17/11
2. 18 - vs. Arkansas (SECT), 3/8/12
3. 17 - vs. Alabama, 2/11/12
4. 14 - vs. Georgia, 2/22/12
5. 12 - vs. Oregon (NIT), 3/13/12
5. 12 - vs. Kentucky, 1/28/12
5. 12 - vs. Nicholls, 11/12/11
8. 11 - vs. Tennessee, 2/29/12
8. 11 - at North Texas, 12/22/11
8. 11 - at Rutgers, 12/3/11

FRESHMAN SEASON (2011-12)

Played in 28 games with 17 starts, missing the first five SEC games because of a freak hand injury in practice prior to the first league contest ... Averaged 8.5 points per game and 6.7 rebounds a contest ... 12 games in double figures with a high of 21 against Northwestern in the Charleston Classic (11/17) ... Best SEC games were 17 points versus Alabama (2/11) and 18 in the SEC Tournament win over Arkansas (3/8) ... Had career-best 11 rebounds against Arkansas, at Ole Miss and Arkansas in the SEC Tournament ... Two double-doubles ... Averaged 21.4 minutes per contest Scored 12 points in the NIT game at Oregon (3/13) ... Was 14-of-23 at the free throw line in the three post-season contests in the SEC Tournament and NIT ... Had 12 points in regular season meeting with Kentucky (1/28)... Three games with six field goals made.

PRIOR TO LSU

Named McDonald's All-American and Parade Magazine All-American after a stellar senior season that earned him post-season all-star appearances in the nationally-televised McDonald's and Jordan Brands Classic All-Star games ... Played for Coach Leroy Cotton at East Side ... Averaged 21 points, 16 rebounds, three assists and five blocks in his senior season and 17 points and 13 rebounds for his career ... O'Bryant scored 10 points in the Jordan game in Charlotte, N.C., playing 18 minutes, making 5-of-9 field goal attempts ... He grabbed four rebounds and had one assist and one block ... In the McDonald's game in Chicago, O'Bryant scored nine points with seven rebounds, two assists and three steals in 18 minutes of play with no turnovers ... O'Bryant was named the third team center on the 2011 USA Today All-USA Boys' Basketball Team.

PERSONAL

Full name is Johnny Lee O'Bryant III ... Born on June 1, 1993 ... Parents are Angela Moore and Johnny O'Bryant, Jr. ... Two older siblings - Lashandra Walker and Quadray Walker ... Major at LSU is sports management ... Said "the school pride, and my friends Andre Stringer and Jalen Courtney" influenced him in his decision to come to LSU ... One of his hobbies is playing video games ... Favorite food is chicken alfredo ... Favorite NBA team is the Los Angeles Lakers and favorite NBA player is Carmelo Anthony of the Knicks ... Favorite singers are Drake, J-Cole and Lil' Wayne.



O'Bryant III's Game-by-Game Statistics

2011-12												
OPPONENT	MIN	FG-A	3FG-A	FT-A	REB.	PF	A	TO	BLK	STL	PTS	
NICHOLLS	21	6-13	0-1	0-0	8	1	1	0	2	0	12	
at Coastal Carolina	13	4-11	1-3	0-0	3	5	0	0	0	0	9	
vs Northwestern	22	6-8	0-0	9-11	8	4	1	3	1	1	21	
vs Western Kentucky	10	1-6	0-1	0-2	4	3	0	4	1	0	2	
vs Georgia Tech	17	2-5	1-1	0-0	7	0	1	2	0	0	5	
SOUTH ALABAMA	25	4-11	0-0	1-2	8	2	0	2	1	0	3	
at Houston	17	0-7	0-1	3-4	7	2	0	2	1	0	3	
at RUTGERS	27	4-10	0-1	3-5	6	1	0	4	1	1	11	
BOISE STATE	22	5-6	0-0	0-0	7	1	0	2	0	0	10	
UC IRVINE	20	1-6	0-1	2-4	7	1	0	2	0	1	4	
MARQUETTE	14	0-1	0-0	0-0	3	1	0	3	1	0	0	
at North Texas	20	4-10	0-0	3-4	10	1	0	2	0	1	11	
GRAMBLING	19	5-7	0-0	0-0	6	0	1	0	1	0	10	
VIRGINIA	24	1-4	0-0	2-2	3	3	1	3	0	1	4	
at Mississippi State	20	3-7	0-2	0-0	4	3	0	2	0	0	6	
KENTUCKY	28	6-15	0-1	0-0	9	1	0	4	2	1	12	
ARKANSAS	23	2-11	0-0	4-8	11	1	0	6	2	0	8	
at Vanderbilt	17	2-5	0-0	0-0	6	4	0	0	2	0	4	
ALABAMA	29	5-9	0-0	7-9	9	1	3	2	0	1	17	
MISSISSIPPI STATE	26	2-6	0-0	0-1	4	2	0	2	1	2	4	
at South Carolina	16	4-9	0-0	0-0	7	3	0	4	2	0	8	
GEORGIA	24	5-10	0-0	4-6	8	1	3	2	0	1	17	
at Ole Miss	28	4-9	0-0	1-2	11	3	0	4	0	1	9	
TENNESSEE	24	5-9	0-0	1-3	4	2	0	0	1	0	11	
at Auburn	25	1-9	0-0	1-2	8	2	1	5	0	2	3	
vs Arkansas	22	4-9	0-0	10-17	11	1	0	2	0	0	18	
vs Kentucky	17	1-5	0-0	0-0	6	5	1	2	0	2	2	
at Oregon	30	4-10	0-0	4-6	2	4	1	3	1	0	12	
Totals	600	91-228	2-12	55-88	187	58	11	66	21	15	239	

Johnny O'Bryant III's Year-by-Year Statistics

YEAR	GP-GS	MIN/AVG	FG-A	PCT	3G-A	PCT	FT-FTA	PCT	REBS-AVG.	PF-FO	AST	TO	BLK	STL	PTS/AVG
2011-12	28-17	600/21.4	91-228	.399	2-12	.167	55-88	.625	187-6.7	58-2	11	66	21	15	239/8.5
TOTAL	28-17	600/21.4	91-228	.399	2-12	.167	55-88	.625	187-6.7	58-2	11	66	21	15	239/8.5

10 | Andre Stringer

G • 5-10 • 182 • Jr. • 2L
Jackson, Miss. • Forest Hill HS



Top Career Performances

Points

21, twice

Rebounds

6, twice

Field Goals Made

7, at S. Alabama, 11/28/10

3 PT FG Made

4, six times

Free Throws Made

11, vs. Houston, 11/30/10

Assists

7, vs. Arkansas, 1/12/11

Blocks

2, vs. McNeese, 12/16/10

Steals

4, twice

Minutes Played

39, twice

Top Career Scoring Games

1. 21, at South Alabama, 11/28/10
1. 21, vs. Northwestern State, 11/12/10
3. 20, vs. South Alabama, 11/23/11
4. 19, vs. South Carolina, 2/2/11
4. 19, vs. Rice, 12/29/10
6. 18, vs. Georgia, 2/22/12
6. 18, vs. Wichita State, 12/18/10
8. 17, at Mississippi State, 1/25/12
9. 16, vs. Coastal Carolina, 12/13/10
9. 16, vs. Centenary, 11/24/10

SOPHOMORE SEASON (2011-12)

Started 24 of 28 games played (missed five non-conference games because of injury), averaged 10.1 points per game, 2.0 rebounds per game and 2.7 assists a contest ... Averaged a team high 32.2 minutes per game ... 16 games in double figures ... 35 in two seasons ... Season high of 20, one off career high, against South Alabama (11-23) ... Hit 6-of-10 field goals, including 3-of-6 three-pointers and season high 5 free throws ... Best SEC game of the year was against Georgia (2-22), scoring 18 points, hitting 6 field goals, including 4 treys ... Best assist game was the NIT game at Oregon to conclude the season with 6 ... Eight games of 4 assists or more this season, 18 for his first two years ... Three times in his career played 39 minutes ... Had double figure scoring in all three post-season games - 11 vs. Arkansas and Kentucky in the SEC Tournament and 10 in the NIT ... Made 6-of-14 treys (42.8 percent) in the post-season ... Made 101 treys during his first two seasons ... Positive assist-to-turnover ratio in both of his first two seasons.

FRESHMAN SEASON (2010-11)

Averaged 11.2 points per game and 2.6 assists while playing in all 32 games, starting 30 ... Averaged a team high 30.7 minutes a game ... Led the team in three-pointers made with 57 while also making 77.2 percent of free throws (98-127) ... 19 games in double figures ... Season high of 21 twice - season opener vs. Northwestern State (11/12) and at South Alabama (11/28) ... Best of six rebounds vs. McNeese (12/16) ... Hit four three pointers in five different games ... Made 11-of-12 free throws in the win over Houston (11/30) ... Best of seven assists in win over Arkansas (1/12) ... 10 games of four assists or more.

PRIOR TO LSU

Named Mr. Basketball in the state of Mississippi ... Coached at Forest Hill by Clay Norton and Robert Stewart ... Two-time Gatorade Mississippi Player of the Year, one of two players on the LSU team to have won the award in both 2009 and 2010 ... All-time leading scorer at Forest Hill High School, averaging 26 points a game and nine assists ... Scored over 2,400 points in his career ... Had 61 points in one game versus Jim Hill High School ... Played in the Mississippi-Alabama all-star basketball game at the end of the year.

PERSONAL

Born in Atlanta, Ga., on Dec. 4, 1991 ... Parents are Frances and Michael Stringer ... One older brother, Michael ... Major is sports management ... Hobbies include video games ... Favorite food is macaroni and cheese ... Favorite NBA team is the New Orleans Hornets ... Favorite athlete outside the NBA is boxer Floyd Mayweather ... Listed his brother as the biggest influence ... Favorite singer is Alicia Keys.

Stringer's Game-by-Game Statistics

2010-11

OPPONENT	MIN	FG-A	3FG-A	FT-A	REB.	PF	A	TO	BLK	STL	PTS
NORTHWESTERN ST.	25	5-10	4-9	7-10	3	4	5	6	0	0	21
NICHOLLS	31	4-13	3-8	3-3	2	0	3	0	0	0	14
UT-MARTIN	32	3-12	1-7	8-9	2	2	1	2	0	3	15
vs. Memphis	31	2-6	1-3	8-11	2	3	2	3	0	1	13
CENTENARY	19	5-7	4-6	2-3	0	1	4	1	0	1	16
at South Alabama	30	7-13	4-6	3-4	4	1	3	2	1	2	21
HOUSTON	24	1-6	0-4	11-12	3	3	3	4	0	3	13
CENTRAL MICHIGAN	21	1-6	0-2	6-6	1	3	0	6	0	1	8
MCNEESE STATE	38	5-12	2-5	3-4	6	3	5	4	2	0	15
vs. Wichita State	32	5-15	2-8	6-8	2	2	1	2	0	1	18
NORTH TEXAS	20	3-4	1-1	0-0	1	4	0	1	1	0	7
SOUTHERN	32	2-11	2-8	0-0	5	1	4	1	0	0	6
at Rice	27	5-12	4-8	5-8	0	5	4	2	0	2	19
at Virginia	35	2-6	1-3	1-2	2	0	1	2	0	1	6
at Auburn	37	3-13	2-11	1-3	2	0	3	1	0	2	9
ARKANSAS	35	2-8	1-5	6-9	4	0	7	2	0	1	11
at Kentucky	0	3-16	0-10	0-0	4	2	1	4	0	1	6
OLE MISS	32	3-6	3-5	2-2	1	1	2	2	0	0	11
at Tennessee	36	1-8	1-8	3-5	2	2	3	4	0	1	6
at Alabama	36	4-7	2-4	3-5	1	1	2	1	0	1	13
SOUTH CAROLINA	36	5-12	3-8	6-7	4	2	2	3	0	0	19
MISSISSIPPI STATE	36	6-14	3-10	0	3	3	4	2	0	3	15
at Ole Miss	29	1-8	0-5	0-0	3	4	5	2	0	1	2
at Arkansas	39	1-4	0-2	2-2	0	1	4	3	0	1	4
ALABAMA	29	0-4	0-2	4-5	2	4	2	5	0	3	4
FLORIDA	28	3-8	2-6	1-2	2	0	2	2	0	0	9
at Mississippi State	27	4-11	2-6	0-0	0	3	0	2	1	0	2
VANDERBILT	29	4-14	2-10	0	2	0	2	4	0	0	10
at Georgia	31	1-4	0-3	0-0	4	2	0	4	0	0	2
AUBURN	31	1-7	1-6	2-2	3	3	2	1	0	1	5
vs. Vanderbilt	30	3-10	2-6	5-5	4	0	1	3	0	0	13
Totals	981	101-302	57-193	98-127	76	63	85	82	4	34	357

2011-12

OPPONENT	MIN	FG-A	3FG-A	FT-A	REB.	PF	A	TO	BLK	STL	PTS
NICHOLLS	29	3-5	3-5	3-3	1	1	4	2	0	4	12
at Coastal Carolina	29	3-13	1-6	1-2	2	2	1	2	0	3	8
vs Northwestern	33	4-11	3-7	4-4	1	1	3	2	0	2	15
vs Western Kentucky	25	2-6	1-3	0-0	1	4	3	2	0	3	5
vs Georgia Tech	33	3-7	1-3	4-4	1	2	1	2	0	0	11
SOUTH ALABAMA	30	6-10	3-6	5-6	2	1	4	2	0	1	20
at Houston	35	4-9	2-4	3-4	5	1	1	2	0	2	13
at RUTGERS	36	4-8	3-6	2-2	3	1	1	4	0	1	13
VIRGINIA	24	1-4	0-0	2-2	3	3	1	3	0	1	4
at Mississippi State	25	5-12	2-5	5-5	4	2	1	1	0	0	17
KENTUCKY	28	2-7	0-3	4-4	0	2	4	0	0	0	8
ARKANSAS	35	1-8	0-7	2-2	1	2	3	0	0	2	4
at Vanderbilt	28	1-11	0-7	2-2	5	3	5	1	0	2	4
ALABAMA	35	5-11	1-5	4-5	1	1	2	1	0	1	15
MISSISSIPPI STATE	36	4-9	1-4	1-2	0	2	5	2	0	3	10
at South Carolina	38	2-8	0-2	5-8	3	2	3	1	0	1	9
GEORGIA	34	6-12	4-9	2-2	1	1	2	0	0	0	18
at Ole Miss	34	3-11	2-7	2-2	1	3	3	1	0	2	10
TENNESSEE	32	1-4	0-1	4-6	0	2	3	1	0	0	6
at Auburn	26	2-6	2-4	0-0	1	4	2	3	0	1	6
vs Arkansas	27	3-5	3-4	2-3	4	4	3	0	0	2	11
vs Kentucky	38	4-15	1-4	2-2	3	2	2	2	0	4	11
at Oregon	36	4-10	2-6	0-0	2	1	6	3	0	1	10
Totals	903	90-258	44-139	60-73	57	56	76	49	0	37	284

Andre Stringer's Year-by-Year Statistics

YEAR	GP-GS	MIN/AVG	FG-A	PCT	3G-A	PCT	FT-FTA	PCT	REBS-AVG.	PF-FO	AST	TO	BLK	STL	PTS/AVG
2010-11	32-30	981/30.7	101-302	.334	57-193	.295	98-127	.772	76-2.4	63-1	85	82	4	34	357/11.2
2011-12	28-24	903/32.2	90-258	.349	44-139	.317	60-73	.822	57-2.0	56-0	76	49	0	37	284/10.1
TOTAL	60-54	1884/31.4	191-560	.341	101-332	.304	158-200	.790	133-2.2	119-1	161	131	4	71	641/10.7

Jalen Courtney

Opponent	GMS	FG-A	3FG-A	FT-A	REB	AST	PTS
Alabama	3	1-3	0-1	0-0	2	3	3
Arkansas	2	2-3	0-0	0-0	1	2	4
Auburn	1	1-2	0-1	0-0	1	1	2
Boise State	1	0-0	0-0	0-0	0	0	0
UC Irvine	1	2-3	1-2	0-0	3	1	5
Georgia	1	0-1	0-1	0-0	0	1	0
Kentucky	2	0-2	0-1	0-0	2	0	0
Mississippi	2	2-8	2-5	0-0	2	2	6
Northwestern St.	1	1-1	0-0	0-0	0	0	2
Tennessee	1	1-1	0-0	0-0	0	0	2
Vanderbilt	1	0-1	0-1	0-0	0	0	0

Andre Del Piero

Opponent	GMS	FG-A	3FG-A	FT-A	REB	AST	PTS
Ole Miss	1	0-0	0-0	1-2	0	0	1

Anthony Hickey

OPPONENT	GMS	FG-A	3FG-A	FT-A	REB	AST	PTS
Alabama	2	5-10	1-3	1-2	10	6	12
Arkansas	3	7-29	3-10	0-0	10	10	34
Auburn	2	8-19	4-8	6-9	11	8	26
Boise State	1	4-10	0-3	3-6	4	5	11
UC Irvine	1	0-4	0-3	4-4	4	3	4
Florida	1	4-10	2-6	0-0	3	5	10
Georgia	1	1-4	0-2	0-0	3	2	2
Kentucky	2	7-19	1-7	0-1	7	9	15
Marquette	1	3-7	2-4	0-4	5	6	8
Mississippi	2	5-12	5-10	0-0	8	3	11
Mississippi State	2	10-22	4-12	0-0	4	7	24
South Carolina	1	3-7	2-4	2-4	6	7	10
Tennessee	1	4-9	4-7	0-0	3	3	12
Vanderbilt	1	5-16	2-9	0-0	1	0	12

Eddie Ludwig

OPPONENT	GMS	FG-A	3FG-A	FT-A	REB	AST	PTS
Alabama	6	2-11	0-1	4-6	11	7	8
Arkansas	5	8-15	1-2	9-11	15	7	26
Auburn	6	3-11	0-2	7-10	13	5	13
Boise State	1	1-4	0-2	0-0	9	2	2
UC Irvine	1	4-7	2-5	2-2	5	1	12
Florida	3	6-9	0-0	1-2	8	2	13
Georgia	2	1-2	0-0	0-0	3	0	2
Kentucky	4	3-9	1-2	0-0	8	3	7
Marquette	1	0-1	0-1	0-0	0	2	0
McNeese	2	0-1	0-0	0-0	0	1	0
Mississippi	6	8-18	0-1	7-8	20	5	23
Mississippi State	4	1-5	0-2	7-7	13	5	9
Northwestern St.	1	2-5	0-0	1-1	5	0	5
South Carolina	3	1-5	0-0	2-2	6	2	2
Tennessee	4	7-14	1-3	5-8	11	2	20
Vanderbilt	4	4-10	0-0	7-8	12	2	15

Johnny O'Bryant III


OPPONENT	GMS	FG-A	3FG-A	FT-A	REB	AST	PTS
Alabama	1	5-9	0-0	7-9	9	3	17
Arkansas	2	6-20	0-0	14-25	22	0	26
Auburn	1	1-9	0-0	1-2	8	1	3
Boise State	1	5-6	0-0	0-0	7	0	10
UC Irvine	1	1-6	0-1	2-4	7	0	4
Georgia	1	5-10	0-0	4-6	8	0	14
Kentucky	2	7-20	0-1	0-0	15	1	14
Marquette	1	0-1	0-0	0-0	3	0	0
Mississippi	1	4-9	0-0	1-2	11	0	9
Mississippi State	2	5-13	0-2	0-0	11	0	14
South Carolina	1	4-9	0-0	0-0	7	0	8
Tennessee	1	5-9	0-0	1-3	4	0	11
Vanderbilt	1	2-5	0-0	0-0	6	0	4



Andre Stringer

Andre Stringer


OPPONENT	GMS	FG-A	3FG-A	FT-A	REB	AST	PTS
Alabama	4	14-33	6-17	11-16	8	7	45
Arkansas	5	11-38	5-25	12-16	15	21	39
Auburn	4	7-33	6-27	3-5	7	9	23
Florida	2	5-18	3-9	1-2	3	4	14
Georgia	2	7-16	4-12	2-2	5	2	20
Kentucky	3	9-38	1-17	6-6	7	7	25
McNeese	1	5-12	2-5	3-4	6	5	15
Mississippi	4	10-36	6-19	7-9	8	15	33
Mississippi State	4	19-46	8-25	6-7	7	12	52
Northwestern State	1	5-10	4-9	7-10	3	5	21
South Carolina	2	7-20	3-10	11-15	7	5	28
Tennessee	2	2-12	1-9	7-11	2	6	12
Vanderbilt	3	8-35	4-23	7-7	11	8	27




0
Charles Carmouche
 G • 6-4 • 187 • Sr.
 New Orleans, La.
 McCain/UNO/Memphis




1
Anthony Hickey
 G • 5-11 • 178 • So.
 Hopkinsville, Ky.
 Christian County HS




2
Johnny O'Bryant III
 F • 6-9 • 256 • So.
 Cleveland, Miss.
 East Side HS




3
Jalen Courtney
 F • 6-8 • 227 • Jr.
 Jackson, Miss.
 Provine HS




4
Corban Collins
 G • 6-3 • 192 • Fr.
 High Point, N.C.
 Massanutten Military




5
Shavon Coleman
 F • 6-5 • 195 • Jr.
 Thibodaux, La.
 Thibodaux HS/Howard



10
Andre Stringer
 G • 5-10 • 182 • Jr.
 Jackson, Miss.
 Forest Hill HS



11
Shane Hammink
 F • 6-7 • 208 • Fr.
 Millingen aan de Rijn,
 Netherlands/Oakley College




13
Eddie Ludwig
 F • 6-9 • 209 • Sr.
 Metairie, La.
 Metairie Park Country Day



24
Malik Morgan
 G • 6-4 • 188 • Fr.
 River Ridge, La.
 John Curtis HS




55
Andre Del Piero
 C • 7-3 • 254 • Sr.
 Austin, Texas
 Westlake HS




Johnny Jones
HEAD COACH
 First Season
 LSU, '85



Robert Kirby
ASSISTANT COACH
 First Season
 UT-Pan American, '83




Charlie Leonard
ASSISTANT COACH
 First Season
 Christian Brothers, '75




David Patrick
ASSISTANT COACH
 First Season




Tom Kelsey
DIRECTOR OF OPERATIONS
 First Season
 Lipscomb, '86



Shawn Eddy
HEAD BASKETBALL TRAINER
 8th Season • 17th at LSU
 West Virginia, '94



Rick Lefebvre
STRENGTH & CONDITIONING
 First Season
 Wisconsin-Stevens Point, '03



Zach Kendrick
VIDEO COORDINATOR
 2nd year at LSU
 LSU, '10



Brittany Carvalhido
ADMINISTRATIVE ASST.
 3rd year men's (5th at LSU)
 Oklahoma St., '05

LSU Coaches of the SEC Era



Harry Rabenhorst
1925-42; 45-57
29 Seasons
Record: 340-264



Dale Morey
1942-44
2 Seasons
Record: 28-19



Jess Fatherree
1944-45
1 Season
Record: 11-7



A.L. Swanson
1944-45
1 Season
Record: 4-2



Jay McCreary
1957-65
8 Seasons
Record: 82-115



Frank Truitt
1965-66
1 Season
Record: 6-20



Press Maravich
1966-72
6 Seasons
Record: 76-86



Dale Brown
1972-97
25 Seasons
Record: 448-301



John Brady
1997-2008
11 seasons
Record: 192-139



Butch Pierre
2007-08
1 season
Record: 5-5



Trent Johnson
2008-12
4 seasons
Record: 67-64



Johnny Jones
2012-



Dale Brown



Press Maravich



John Brady

By Chronological Order

YEARS	COACH (ALMA MATER)	SEASONS	GAMES	W-L	PCT.
1908-09	E. R. Wingard (Susquehanna)	1	7	5-2	.714
1909-11	J. W. Mayhew (Brown)	2	15	11-4	.733
1911-13	F. M. Long (Oklahoma)	2	15	6-9	.400
1913-18; 19-20	Dr. C. C. Stroud (Tufts)	6	103	82-21	.796
1918-19	R. E. Edmonds (LSU)	1	1	1-0	1.000
1920-21	Branch Bocock (Georgetown)	1	23	19-4	.826
1921-23	Frank "Tad" Gormley (Loyola)	2	36	25-11	.694
1923-24	"Moon" Ducote (Auburn)	1	20	8-12	.400
1924-25	H. E. "Gob" Wilson (Michigan)	1	17	10-7	.588
1925-42; 46-57	Harry Rabenhorst (Wake Forest)	29	604	340-264	.563
1942-44	Dale Morey (LSU)	2	47	28-19	.596
1944-45	Jessee Fatherree (LSU)	1	18	11-7	.611
1944-45	*A. L. Swanson (LSU)	1	6	4-2	.667
1957-65	Jay McCreary (Indiana)	8	197	82-115	.416
1965-66	Frank Truitt (Otterbein)	1	26	6-20	.231
1966-72	Press Maravich (Davis-Elkins)	6	162	76-86	.469
1972- 97	Dale Brown (Minot St.)	25	749	448-301	.598
1997- 98	John Brady (Belhaven)	11	331	192-139	.566
2007-08	*Butch Pierre (Miss. State)	1	10	5-5	.500
2008-12	Trent Johnson (Boise State)	4	131	67-64	.511
2012-	Johnny Jones (LSU)				
1908-2012	21 coaches	104	2518	1426-1092	.566

* Fatherree left LSU to join the U. S. Army with five games plus the tournament remaining in the 1944-45 season. Swanson replaced him for the balance of the year. Butch Pierre replaced John Brady who was relieved of his coaching duties with 10 games remaining in the 2008 season.

By Wins

COACH	SEASONS	GAMES	W-L	PCT.
Dale Brown	25	749	448-301	.598
Harry Rabenhorst	29	604	340-264	.563
John Brady	11	331	192-139	.566
Dr. C. C. Stroud	6	103	82-21	.796
Jay McCreary	8	197	82-115	.416
Press Maravich	6	162	76-86	.469
Trent Johnson	4	131	67-64	.511
Dale Morey	2	47	28-19	.595
Frank "Tad" Gormley	2	36	25-11	.694
Branch Bocock	1	23	19-4	.826
J. W. Mayhew	2	15	11-4	.733
Jessee Fatherree	1	18	11-7	.611
H. E. "Gob" Wilson	1	17	10-7	.588
"Moon" Ducote	1	20	8-12	.400
F. M. Long	2	15	6-9	.400
Frank Truitt	1	26	6-20	.231
E. R. Wingard	1	7	5-2	.714
Butch Pierre	1	10	5-5	.500
A. L. Swanson	1	6	4-2	.667
R. E. Edmonds	1	1	1-0	1.000

All-Time Assistant Coaches

Don Chaney – 1950s
 Don Kennard – 1958-61
 Buddy Bonnette – 1961-62
 Greg Bernbrock – 1964-72
 Jay McCreary – 1965-72
 Jeff Tribbett – 1971-72
 Jack Schalow – 1972-74
 Homer Drew – 1972-75
 Clarence Christenson – 1972-75
 Art Tollis – 1974-81
 Bob Stinnett – 1975-77
 Ron Abernathy – 1976-91
 Rick Huckabay – 1978-83
 Jordy Hultberg – 1980-83
 Tex Winter – 1983-1985

Gary Duhe – 1983-1985
 Bo Bahnsen – 1983-1987
 Johnny Jones – 1984-97
 Craig Carse – 1987-1994
 Joe Johnson – 1987-88
 Jim Childers – 1988-96
 Bob Starkey – 1991-98
 Ari Fisher – 1993-97
 Bob Boyd – 1996-97
 Ricky Blanton – 1996-97
 Kermit Davis, Jr. – 1997-02
 Butch Pierre – 1997-08
 Donnie Tyndall – 1997-01
 Scott Osborne – 1998-00
 Mike Giorlando – 2001-2004

Rickey Broussard – 2002-04
 Larry Cordaro – 2002-04
 Nikita Johnson – 2004-07
 John Treloar – 2004-08
 Scott Soprych – 2004-07
 Chad Dollar – 2007-08
 Jeff Clapacs – 2007-08
 Keith Richard – 2008-10
 Chris Bobel – 2008-10
 Donny Guerinoni – 2008-12
 Brent Scott – 2008-12
 Nick Robinson – 2009-12
 Lynn Nance – 2010-11
 Brittany Carvalho – 2010-
 Robert Kirby – 2012-

Charlie Leonard – 2012-
 David Patrick – 2012-
 Tom Kelsey – 2012-

* - Assistant Coaches Roster at LSU (including where available graduate assistants, administrative assistants/director of operations, executive assistant HC)



Johnny Jones

Head Coach • First Season at LSU

He dreamed of this position
He hoped for this chance.

Johnny Jones was doing exactly what he wanted to do – he was a successful head coach in major Division I college basketball. But in the back of his mind there was one thing he wanted. He wanted the chance to be the head coach of his alma mater at LSU.

This was one time a Friday the 13th was special to Coach Jones and long-time LSU basketball fans. Vice-Chancellor and Director of Athletics Joe Alleva on the afternoon of April 13 made the call to Jones to offer him the job that made a dream now a reality – he would become the 21st men's head basketball coach at LSU.

Jones, 51, a player on an LSU NCAA Final Four team and an assistant coach on another LSU NCAA Final Four team, returns to Baton Rouge after serving the last 11 years as the head men's basketball coach at the University of North Texas.

He becomes just the fifth alum of LSU to become the head men's basketball coach and the third to have played and served as the head coach at the school.

Since his return to Baton Rouge and his opening media session when he called it "a dream come true" and saying that he was "home", Jones has hit the ground running. First came the hiring of a veteran staff with strengths in coaching and recruiting that are known throughout the college basketball landscape. Then, while beginning to initiate his new players about his style of play, Jones and the staff had to recruit for this coming season and also get on the road to look for the players that will establish the new foundation of LSU basketball in the future.

In his opening conference, he unveiled the return of the "HIT" philosophy of LSU Basketball that Coach Dale Brown used when Jones played. The "HIT" philosophy stands for Hard, Intelligent and Together.

He has also embraced all aspects of the community, traveling throughout the state on the LSU Tiger Tour, speaking to civic groups and youth organizations while expressing how much he wants people to embrace LSU basketball. He has reintroduced himself to the high school coaches in the state and reorganized LSU's booster group into a new "Tipoff Club" to offer support to the program.

Jones played four years at LSU and was a member as a freshman of the 1981 NCAA Final Four team under Coach Brown. He served 13 years on Brown's coaching staff at LSU, and was on the staff when the Tigers became at that time the first 11-seed to advance to the NCAA Final Four in 1986.

This is Jones' third career head coaching position as he served as the interim head

“LSU has hired a man in Coach Johnny Jones that any player in this nation would want to play for because he’s a player’s coach and a man of his word. My three years at LSU were the best three years of my life, and he was part of my development that I will never forget. Now that I have received my doctorate degree, this doctor prescribes LSU and Coach Jones to make their dreams come true.”

- LSU ALL-AMERICAN, FORMER NBA SUPERSTAR, SHAQUILLE O’NEAL



Playing Days at LSU

The four-year letterman (1980-1984) played on the 1981 NCAA Final Four team as a freshman and was part of 82 victories during his career.

coach at the University of Memphis during the 1999-2000 season and began his run as the head coach at the University of North Texas prior to the 2001-02 season. The Mean Green advanced to four of the last six Sun Belt Conference Tournament championship games, including each of the last three seasons.

North Texas averaged just five wins per season in the four years prior to his arrival. Under Jones, the Mean Green averaged 21 wins per year over the last six seasons, including a school record 24 wins in 2010 and a pair of Sun Belt Conference titles and NCAA Tournament trips.

Jones won more games than any other Sun Belt coach over the last six years and he has coached five of the nine 20-win seasons in North Texas history. Jones is responsible for

the third best single-season attendance mark in school history in 2012, which marks a 121 percent attendance increase over his tenure.

In 11 seasons in Denton, Jones recorded a 190-146 record, making him the second winningest coach in school history. His overall career head coaching record is 205-162.

In 2010, Jones was named a finalist for the Ben Jobe Award, given annually to the nation's top minority coach. At North Texas, he defeated five Final Four coaches - Lou Henson, Nolan Richardson, John Brady, Billy Tubbs and Tom Crean.

Jones made his mark at North Texas with an up-tempo style of play that gave his team the Sun Belt's highest scoring offense and highest scoring player in each of the last two seasons. The Mean Green ranked first or sec-

ond in the league in scoring in each of the last seven seasons. The Mean Green also led the nation in free throws made per game in 2009 and 2011, and finished second in 2010.

North Texas has ranked among the nation's top 70 in scoring offense each time under Jones, including six times in the top 35.

But Jones' teams can also play defense with four of the top five shot blockers in North Texas history playing during his tenure. In 2012, the Mean Green ranked among the top 50 in field goal percentage defense, rebound margin and defensive 3-point field goal percentage.

North Texas posted a .500 record or better in each of Jones' last eight seasons, making that stretch the most successful stretch of basketball at the school since the 1930s.



Coaching Days at LSU

For 13 years after his playing career ended Jones was at Dale Brown's side as an Assistant Coach.

LSU Roots

When Johnny Jones suited up for his first game as an LSU Tiger against Colgate in the Great Alaskan Shootout in Nov. 28, 1980, it would mark the first of 121 games that he would play for LSU. Then, the player would turn coach and be on the bench assisting Coach Dale Brown for another 407 contests.

But before going to LSU, he attracted the attention of Coach Brown and other top coaches after a stellar prep career at DeRidder High in southwest Louisiana where he led his team to a combined 83-26 record. He was named the MVP in Class 4A and to several prep All-American teams his senior season. He was a three-year All-District selection and twice an All-State pick after he averaged 26.3

points, nine rebounds and five assists.

As a player at LSU, besides playing on the 1981 NCAA Final Four team, Jones started 54 career games. Nicknamed "The Bullet," he led the team in assists (124) as a junior and was ranked among the top five in the SEC that year.

Even to this date, he remains ranked 11th in career assists with 271 and is just one of 28 players in the history of the program to have dished out 200 assists or more. His 136 career steals ranked 14th all-time on a list of 21 LSU Tigers that have recorded 100 career steals.

After finishing his eligibility in 1984, he was asked by Coach Brown to join the staff as a student assistant for a year before moving into a full-time role on the staff after

"LSU made a terrific hire in Johnny Jones. He is a passionate leader who knows how to win. He did an amazing job in 11 seasons at North Texas and has proven he's a championship coach. Furthermore, his strong ties to the Tiger program as both an outstanding player and assistant coach under Dale Brown will be vital in reestablishing LSU Basketball as a national power.

MIKE KRZYZEWSKI
DUKE HEAD COACH

"Gr8 hire by LSU in Johnny Jones - will recruit big-time players. Personality +."

DICK VITALE
TWEET FROM ESPN ANNOUNCER

"How well do I think Johnny Jones will do as LSU's head basketball coach? Well, for starters, he can recruit with the best of them ... Another reason why JJ is the perfect choice as LSU's basketball coach is that he wants this job to be his last stop. Johnny is a people person. He can walk in a room full of people and know everyone's name before he leaves. With all the attributes that Johnny possesses, I believe LSU's basketball future will be a bright one."

DURAND "RUDY" MACKLIN
FORMER LSU ALL-AMERICAN



“I compliment Joe Alleva for making a thorough search with his staff to find the very best basketball coach for LSU, Louisiana and all the LSU fans ... We all got much more than a basketball coach. We got a person with integrity, humor, superb work ethic, strong-willed, a unifier, a disciplinarian, and a bright and pleasant gentleman. There is no down side with ‘The Bullet’ from DeRidder.”

DALE BROWN
FORMER LSU HEAD BASKETBALL COACH



The Jones File

Year:	First at LSU
Age:	51
Birth Date:	March 30, 1961
Hometown:	DeRidder, La.
High School:	DeRidder High
College:	LSU, BA, 1985
Wife:	Kelli
Children:	John, Jillian

College Coaching Experience

1984-85	Student Assistant, LSU
1985-87	Assistant Coach, LSU
1987-88	Administrative Assistant, LSU
1988-94	Assistant Coach, LSU
1994-97	Associate Coach, LSU
1997-99	Associate Coach, Memphis
1999-2000	Interim Head Coach, Memphis
2000-01	Assistant Coach, Alabama
2001-12	Head Coach, North Texas
April 13, 2012	Head Coach, LSU

Head Coaching Records

MEMPHIS			
YEAR	OVERALL	C-USA	POSTSEASON
1999-2000	15-16	7-9	

NORTH TEXAS			
YEAR	OVERALL	SUN BELT	POSTSEASON
2001-02	15-14	8-7	
2002-03	7-21	2-13	
2003-04	13-15	8-8	
2004-05	14-14	6-9	
2005-06	14-14	6-9	
2006-07	23-11	10-8	NCAA First Round
2007-08	20-11	10-8	
2008-09	20-12	11-7	
2009-10	24-9	13-5	NCAA First Round
2010-11	22-11	8-8	
2011-12	18-14	9-8	
Totals	190-146	91-90	
Overall	205-162	98-99	

Leading the Mean Green

Coch Jones cuts the nets down to celebrate a Sun Belt Conference Title.

finishing his degree work one year later in 1985.

Jones served as an assistant coach in 1986 and 1987 and administrative assistant in 1988 before returning to the assistant coach position beginning with the 1988-89 season. Prior to the 1994-95 season, Jones was promoted to Associate Coach of the Tigers. Jones is the only person in LSU history to both play and coach in an NCAA Final Four.

As a coach, Jones was part of teams that went to an NCAA Final Four (1986), an Elite Eight (1987) as well as

nine consecutive NCAA Tournaments (1985-93). Two of the LSU squads he helped coach also captured Southeastern Conference regular season championships in 1985 and 1991.

It was during his tenure at LSU that Jones earned his stripes as a top recruiter. Among those he helped lure to LSU were former NBA superstar and College Player of the Year, Shaquille O'Neal. He also was involved in recruiting to Tiger Town two-time All-American Chris Jackson (now Mahmoud Abdul-Rauf) and former national high school player of the year, Randy

“The hiring of Johnny Jones could not have come at a better time for both LSU and Johnny. I have known him since he was a freshman at LSU – on Dale Brown’s first Final Four team in 1981. Jones did a tremendous job while interim Head Coach at Memphis and became a proven winner at North Texas. He knows the landscape of college basketball recruiting in the state. He brings instant credibility to the movers and shakers in high school and AAU basketball. I fully expect the Golden Era of LSU basketball to be re-born with Johnny Jones as Head Coach.”

TIM BRANDO
CBS SPORTS PERSONALITY

Livingston. The class that included Livingston and Ronnie Henderson was part of a recruiting class that was ranked at the top of the charts by recruiting services.

Coaching Career

After Coach Brown’s retirement following the 1996-97 season, Jones moved to another set of Tigers in Memphis, serving as Associate Head Coach for the program in 1998 and 1999. In his first year in Memphis, Jones also helped accumulate a JUCO recruiting class that was ranked No. 1 nationally and was the cornerstone of an overall class that was ranked seventh.

At Memphis in 1998, Jones helped coach the Tigers to the Conference USA National Division championship. Jones was named the interim head coach at Memphis just prior to the 1999-2000 season. The Tigers won six of their final seven games and finished just one game below .500 with a team that had just one starter back from the previous year.

Jones would then spend one season as an assistant coach in the SEC, as an assistant with the Alabama Crimson Tide (2000-01) before being named the head coach at North Texas on April 16, 2001.

Jones and his wife, Kelli, have two children, John, and Jillian.



Hoops Ambassador

(Top) Coach Jones threw out the first pitch in Alex Box Stadium at an LSU Baseball game in the spring of 2012. (Bottom) Jones at one of his many speaking engagements since returning to Baton Rouge as head coach.

Johnny Jones vs. All Opponents

	UM	NT	TOTALS
Alabama		0-1	0-1
Alabama A&M	1-0		1-0
Angelo State		2-0	2-0
Arizona State		0-1	0-1
Arkansas	1-0	0-2	1-2
Arkansas State	0-1	12-9	12-10
Auburn		0-1	0-1
Baylor		1-2	1-2
Belhaven		1-0	1-0
Boise State		0-1	0-1
Cameron		4-0	4-0
Centenary		1-0	1-0
Chaminade	1-0		1-0
Charlotte	1-0	1-0	2-0
Chattanooga		1-1	1-1
Cincinnati	0-1		0-1
Colorado		0-1	0-1
Columbia		0-1	0-1
DePaul		0-2	0-2
Denver		14-8	14-8
Florida Atlantic		5-3	5-3
Florida International		10-3	10-3
Georgetown	0-1		0-1
Grambling State	1-0	2-0	3-0
Hardin-Simmons	2-0		2-0
Hartford		1-0	1-0
Henderson State	1-0		1-0
Houston	1-2	0-2	1-4
Houston Baptist		2-0	2-0
Indiana		0-2	0-2
Indiana State		2-0	2-0
Jackson State	1-0	4-0	5-0
Jarvis Christian		1-0	1-0
Kansas		0-1	0-1
Kansas State	0-1	0-2	0-3
La Sierra		1-0	1-0
Lamar		1-1	1-1
Lipscomb		1-1	1-1
Louisiana-Lafayette		12-12	12-12
Louisiana-Monroe	1-0	10-2	11-2
Louisville	0-1		0-1
Loyola Marymount		1-0	1-0
LSU		1-1	1-1
Marquette	1-0		1-0
Miami, FL	1-0		1-0
Middle Tennessee St.		6-8	6-8
Mississippi State		0-1	0-1
Nebraska		0-1	0-1
New Mexico State		6-4	6-4
New Orleans		8-12	8-12
Nicholls State		2-0	2-0
NW Oklahoma State		1-0	1-0
Okla. Panhandle State		1-0	1-0
Oklahoma State		1-3	1-3
Ole Miss	0-1		0-1
Rice		3-0	3-0
SMU		0-2	0-2
Saint Louis	0-1		0-1
Sam Houston State		3-1	3-1
South Alabama		7-9	7-9
SE Missouri State		1-1	1-1
Southeastern		1-0	1-0
Southern		2-1	2-1
Southern Miss	0-2		0-2
SW Missouri State		2-0	2-0
St. Bonaventure		0-1	0-1
St. Edward's		2-0	2-0
St. Gregory's		1-0	1-0
Stephen F. Austin		2-0	2-0



TCU		1-3	1-3
Tennessee	0-1		0-1
Tennessee-Martin		1-0	1-0
Tennessee Tech		1-1	1-1
Texas		0-3	0-3
Texas-Pan American		4-0	4-0
Texas A&M		0-2	0-2
Texas A&M-Commerce		1-0	1-0
Texas A&M-International		1-0	1-0
Texas A&M-Kingsville		1-0	1-0
Texas Southern		2-0	2-0
Texas State		3-0	3-0
Texas Tech		1-1	1-1
Troy		8-3	8-3
Tulane		1-1	1-1
Tulsa		2-0	2-0
UAB	1-1		1-1
UALR		7-11	7-11
UNC Wilmington		1-1	1-1
USC	0-1		0-1
USF	3-0		3-0
UT-Arlington		2-4	2-4
UT-Permian Basin		2-0	2-0
Univ. of the Southwest		1-0	1-0
Weber State		1-0	1-0
Western Kentucky		5-12	5-12
Western New Mexico		1-0	1-0
Winthrop		1-0	1-0



Robert Kirby

Assistant Coach • First Season at LSU

When Coach Johnny Jones was named the head basketball coach at LSU, he wasted little time in reaching out to one of the most respected veteran assistants in the major college coaching ranks in Robert Kirby.

The veteran bench coach and recruiter comes to LSU after two years as an assistant coach at Georgetown University.

Southeastern Conference and LSU basketball fans will be familiar with Kirby during his two stints at Mississippi State, including a 12-year run as the top assistant on Coach Rick Stansbury's staff at State from 1998-2010.

In recognition of his more than two decades' worth of coaching achievements and recruiting, he was tabbed as one of the nation's top 25 recruiters by Rivals.com.

While teamed with Stansbury at State, Kirby helped guide the Bulldogs to an average of nearly 21 wins per year, including a school-record 27 victories during the 2001-02 campaign. During his tenure as Stansbury's assistant, the Bulldogs went to six NCAA Tournaments as well as winning five SEC Western Division titles and three years of capturing either the league regular season or tournament titles.

At Georgetown, Kirby was part of a team that advanced to the NCAA Tournament in both seasons, again positioning itself in the upper division of the difficult Big East Conference.

A two-year basketball letter winner and 1983 graduate of Pan American University (now known as Texas-Pan American) in Edinburg, Texas, Kirby was a starting forward



on the 1980-81 Bronco club that earned a berth in the National Invitation Tournament. He averaged 12.4 points and 7.0 rebounds per game as a senior before serving one season as a student assistant coach at his alma mater.

Kirby began his collegiate playing career at Three Rivers Community College in Poplar Bluff, Mo., where he helped lead the Raiders to the 1978-79 national championship as a freshman and a fifth-place national team finish the following season.

His first full-time job as a college assistant came during the 1984-85 season at Arkansas College, before moving to Arkansas-Little Rock from 1985-88. After one season at Southeastern Louisiana University in Hammond, Kirby had his first stint as an assistant coach on the Mississippi State staff under then head coach Richard Williams.

Kirby was part of the staff of the 1990-91 Bulldogs that tied LSU for a share of the SEC championship, the school's first since 1963 and its first NCAA Tournament appearance in 28 seasons.

Between stints at Mississippi State, he coached from 1993-98 on the staff at the University of Houston, where he served as the staff's recruiting coordinator in addition to his coaching and scouting duties. He helped the Cougars land one of the nation's top 10 recruiting classes in 1994, while also helping guide the 1996 UH club to a second-place finish in the Southwest Conference.

"Coach Kirby will be a great addition to our basketball staff here at LSU," said Coach Jones. "He has a strong knowledge of the game. He is a great teacher on the floor and developer of players. With his ability as one of the top recruiters in the country, he will be very beneficial for our basketball program moving forward."

The Kirby File

Years at LSU: First
 Birth Date: June 29
 Wife: Valerie
 Children: Katrina, Robin
 Hometown: Memphis, Tenn.
 College: Texas-Pan American, 1983

College Coaching Experience

1982-83: Student Assistant, Texas-Pan American
 1984-85: Assistant Coach, Arkansas College
 1985-88: Assistant Coach, Arkansas-Little Rock
 1988-89: Assistant Coach, Southeastern Louisiana
 1989-93: Assistant Coach, Mississippi State University
 1993-98: Assistant Coach, University of Houston
 1998-2010: Assistant Coach, Mississippi State
 2010-12: Assistant Coach, Georgetown
 2012- Assistant Coach, LSU



Charlie Leonard

Assistant Coach • First Season at LSU

After a successful pairing at both Memphis and North Texas, it was only fitting that Charlie Leonard follow Coach Johnny Jones to his new assignment at LSU.

Leonard brings a varied – and successful – background to his coaching position at LSU. That background has made him strong both on and off the floor and his experience will be a benefit to help the success of the LSU basketball program.

Leonard served 11 seasons with Jones at North Texas after the pair worked together during Jones one season as interim coach at Memphis during the 1999-2000 campaign.

Leonard will continue with game and practice coaching responsibilities for Coach Jones as well as scouting and opponent breakdown and some of the public relations aspects of the LSU basketball program.

Leonard's experience in coaching basketball originally dates back to 1975 when he started a career that began at Memphis (Tenn.) Prep School and includes a 12-year tenure at Christian Brothers High School. Later, he served for seven seasons heading the program at Christian Brothers University in Memphis.

Leonard had winning seasons in six consecutive seasons and had 20 or more wins three times during his 1990-97 tenure as head coach at CBU. He was a two-time NAIA District 24 Coach of the Year and is the school's third winningest coach with 127 victories. His best team was in 1993-94 when Christian Brothers posted a 24-8 record that earned him Coach of the Year honors in the Tennessee Collegiate Athletic Conference.

Leonard's 1994-95 CBU team topped the nation in all classifications in free throw shooting percentage.

He also served as assistant athletic director at CBU where he gained valuable experience in the administrative side of the basketball program, including working



in promotions, fund raising and with the compliance rules as set down by the NCAA.

At Christian Brothers High School, his team won a state championship in 1987 and sent more than 20 of his players on to play college basketball. He also was named the district Coach of the Year four times.

After leaving CBU, Leonard took his skills and opened and served as president of his own advertising and consulting firm in Memphis.

But his first love is coaching and he has continued to succeed at every level and every location. Now he looks to help Coach Jones succeed in a big way at LSU.

"Charlie Leonard has been with me for 12 years and has done a tremendous job assisting us in different areas," said Coach

Jones. "He is a great on-the-floor basketball coach and he has a tremendous basketball mind. We look forward to the impact that he will have on this LSU Basketball program."

The Leonard File

Years at LSU: First

Birth Date: October 21, 1953

Age: 59

Hometown: Memphis, Tenn.

College: Christian Brothers, 1975

College Coaching Experience

1990-97: Head Coach, Christian Brothers University

1999-2000: Assistant Coach, Memphis

2001-2012: Assistant Coach, North Texas

2012 - : Assistant Coach, LSU



David Patrick

Assistant Coach • First Season at LSU

David Patrick returns to college coaching and recruiting this season as he joins the LSU men's basketball staff of Coach Johnny Jones after a stint as a personnel scout with the Houston Rockets of the NBA.

Patrick, on the collegiate level, has served for four years on the staff at Saint Mary's and one year at Nicholls State University in Thibodaux.

The Bermuda-born Patrick, who moved to Melbourne, Australia, as a youngster, elected to come to the United States in 1994 after a stint playing with the Australian Junior National Team. He ended up in Baton Rouge and played his senior year of high school basketball at Chapel Trafton High where he led Trafton to the state quarterfinals and was chosen as the Louisiana Player of the Year.

He selected as the district most valuable player, was a First Team All-Parish League selection, and was selected to participate in the Louisiana State High School All-Star Game. He was also a member of junior national teams in Australia and named as an All-Australian player from 1992-94.

Ironically, it would be with his Trafton High School coach, J. P. Piper, where he would get his start as a college coach after Piper was named head coach at Nicholls State. Patrick served on that staff for the 2005-06 season.

After high school, Patrick spent one season at Syracuse University where he was a member of the 1996 NCAA Final Four team that finished as the national runner-up. He then transferred to the University of Louisiana-Lafayette where he played for three seasons.

Following his collegiate playing days, Patrick went to Australia to play for the Canberra Cannons of the National Basketball League from 1999-01. In 2000, following his first season with the Cannons, he was named



The Patrick File

Years at LSU: First
 Birth Date: Feb. 21, 1976
 Age: 36
 Hometown: Melbourne, Australia
 Wife: Cassie
 Child: Bailee, Madison

College Coaching Experience

2005-06: Volunteer Assistant, Nicholls State
 2006-07: Director of Operations, St. Mary's
 2007-10: Assistant Coach, St. Mary's
 2012- : Assistant Coach, LSU

the National Basketball League Rookie of the Year. He then joined the Chester Jets of England's British Basketball League for the 2001-02 season, where he garnered second team all-league honors. His final professional seasons were in the Spanish Professional League.

Patrick worked his first season with the Gaels as Director of Operations, before becoming a full-time assistant coach for three seasons on the Saint Mary's team.

The Gaels went to the NCAA Tournament

in both 2008 and 2010 (losing in round of 16). St. Mary's won a school-record 28 games in 2009 and 2010.

"David Patrick will not only be able to help us with game planning and practice preparation, but we look forward to him helping to raise our level of recruiting at LSU, both regionally as well as nationally," said Coach Jones.

Patrick is married to the former Cassie Frank of Oberlin, La., and they have two daughters, Bailee (6) and Madison (2).



Tom Kelsey

Director of Operations • First Season at LSU

After seven seasons as head basketball coach at Belhaven University, Tom Kelsey rejoins Coach Johnny Jones as the Director of Operations for the LSU men's basketball team.

Coach Jones and Kelsey worked together during the 2000-01 season when Jones was an assistant with Coach Kelsey on Mark Gottfried's staff at the University of Alabama.

Kelsey posted a 137-115 record in his years at Belhaven, including a trip to the NAIA national tournament on two occasions, most recently in 2012.

Prior to arriving at Belhaven, Kelsey served as the head men's basketball coach at Greater Atlanta Christian School in Norcross, Ga., where he compiled an overall record of 47-40, and led the Spartans to three straight appearances in the state playoffs. In 2005, his team finished with a No. 7 ranking after compiling a 21-10 overall mark and advancing into the Final Eight of the State Tournament.

Kelsey is a 1986 graduate of Lipscomb University where he played under Coach Don Meyer. He was a four-year member of the Bison Basketball team, including the 1985-86 No. 1 ranked Lipscomb team that won the NAIA National Championship, following the team's 35-4 season.

He began his coaching career at Brentwood Academy in Brentwood, Tenn. (1987-88), Franklin Road Academy in Nashville (1988-89) and Athletes in Action (summer, 1990).

From 1989 to 1994, Kelsey served as Athletic Director and Head Men's Basketball Coach at Faulkner University in Montgomery, Ala. During his time at Faulkner, Coach Kelsey compiled an overall record of 83-76 and was named the NAIA District 27 Coach



of the Year in 1992. The '92 squad finished 27-6 (school record) and was the District 27 regular season and tournament champions. The team finished ranked No. 11 in the final NAIA poll, and ranked 3rd in points per game (103.3) on the season. Following a 4-24 season in 1990, his 1991 team made a major turnaround by finishing with a 23-11 record.

He returned to Lipscomb University (1994-95) under his Hall of Fame Coach Don Meyer where the team that year finished with a 30-7 overall record and advanced to the Final 16 of the NAIA National Tournament.

Beginning in May 1995, Kelsey began a relationship with Coach Gottfried at Murray State University. In each of his three seasons at Murray, the Racers finished as the Ohio Valley Conference regular season champions, winning the conference tournament in 1997 and 1998. The 1996 squad advanced to the NIT, while the 1997 and 1998 teams played

in the NCAA Tournament. The 1998 team finished with the most wins (29) for an OVC team and earned a No. 9 seed in the NCAA Tournament, also an OVC record.

From 1998-2001, he moved with Coach Gottfried to the University of Alabama, where he worked with Coach Jones during the 2000-01 season. The team advanced to the NCAA Tournament (2000) and the NIT in 1999 and 2001. The 2001 team played in the NIT championship game. While at Alabama, Coach Kelsey was named one of the Top 20 recruiting coaches by Hoop Scoop Magazine, during his time with the Crimson Tide.

Coach Kelsey holds a Bachelor of Arts degree in Speech Communication from Lipscomb and a Masters of Education in Supervision and Administration from Tennessee State University.

Kelsey and wife, Edie, have five children (Hadley, Brynne, Elise, Mikailie and Brooklyn).

The Kelsey File

Year at LSU: First

Birth Date: Dec. 21, 1962

Age: 49

Wife: Edie

Children: Hadley, Brynne, Elise, Mikailie, Brooklyn

Hometown: Chattanooga, Tenn.

College: Lipscomb, BA

Tennessee State, ME

College Coaching Experience

1989-94: Head Coach, AD Faulkner University

1994-95: Assistant Coach, Lipscomb University

1995-98: Assistant Coach, Murray State

1998-2001: Assistant Coach, Alabama

2005-2012: Head Coach, Belhaven

2012- : Director of Operations, LSU



Shawn Eddy

Head Basketball Trainer • Eighth Season • 17th year at LSU

Shawn Eddy enters his eighth season as the head athletic trainer for the LSU men's basketball program in which he provides comprehensive medical care for the players.

Prior to joining the basketball program, he served nine years as the head baseball athletic trainer at Alex Box Stadium for the LSU Baseball Tigers.

This is Eddy's 17th season at LSU, arriving in July of 1996 from Vanderbilt where he worked as a graduate assistant athletic trainer for two years. He was promoted to senior associate athletic trainer in 2005 and also oversees athletic training activities for the women's soccer program.

He also supervised the Dr. Martin J. Broussard Center for Athletic Training, LSU's state-of-the-art training facility attached to Tiger Stadium that serves all sports.

Eddy, 41, earned a bachelor's degree in exercise physiology in 1994 from the West Virginia University School of Medicine. He also earned a Master's degree from Vanderbilt in health promotion and education. He is a member of the National Athletic Trainers Association and Collegiate Athletic Trainers Society.



Rick Lefebvre

Basketball Strength & Conditioning Coordinator • First Season

Rick Lefebvre, who has worked with Coach Johnny Jones in the past at North Texas, has rejoined Jones as the basketball strength and conditioning coordinator for the Tigers.

Lefebvre, has been involved with major schools and athletes for years in his career, coming to LSU from the Michael Johnson Performance Center in McKinney, Texas. There, he served as the head strength and conditioning coach for FC Dallas of Major League Soccer and designed implemented performance training for the 2012 NFL combine class. He also assisted in the performance training for NFL, Major League Baseball, English Premier League and Olympic athletes.

He also has served as the Head Strength and Conditioning Coach for the University

of Wisconsin Green Bay where he designed and implemented strength and conditioning programs for all UWGB teams.

He served at North Texas from 2006 to March 2011 as Assistant Speed, Strength and Conditioning Coach where he assisted in the training of the men's and women's basketball teams and designed and implemented strength and conditioning programs for track and field, women's soccer, golf and swimming and diving. He also assisted with the design and implementation of the football training program.

Prior to coming to North Texas, Lefebvre served as assistant director of speed, strength and conditioning at the University of Texas El Paso. There he designed and implemented strength and conditioning programs for men's and women's basketball,

track and field, and tennis. He also served as first assistant for UTEP's football team and assisted UTEP's dietician in creating nutrition manual for student-athletes.

He received his Bachelor of Science in health promotion and wellness at the University of Wisconsin-Stevens Point in December 2003.

He is a certified strength and conditioning specialist by the NSCA and has designed special training programs for the 2008 Beijing and 2012 London Olympics track and field participants.

He has been part of six men's or women's basketball teams that went to post-season play as well as two football bowl teams.

Lefebvre and his wife, Liset, have one daughter, Madeline.



Zach Kendrick

Video Coordinator • Second Season

Zach Kendrick, a veteran of the men's basketball program, enters his second year in a full-time position on the LSU Basketball staff as video coordinator.

Kendrick, a native of Jena, La., served as Student Manager for the LSU basketball program beginning with the 2006-07 season, first for Coach John Brady and later for Coach Trent Johnson's Tigers. He was named head student manager for the 2009-10 season. Among his duties was to hire, train and

supervise the managerial staff and assist with the planning and administration of the summer basketball camp at LSU.

After receiving his B.S. Degree in Sports Administration, he was named Graduate Assistant Manager and Film Exchange Coordinator for the Tigers. He helped prepare scout video and film breakdowns for the Tiger staff and players, helped maintain the recruiting database and assisted with the day-to-day operations of the program.

The 26-year-old Kendrick continues many of the same roles in his present position but will primarily be involved in coordinating the video scout footage necessary to prepare LSU for future opponents.

Kendrick was a three-year basketball letterman at Jena High School prior to coming to LSU, earning All-District honors in both his junior and senior season.



Brittany Carvalhido

Administrative Assistant • Fifth Season

Brittany Carvalhido enters her third season as part of the men's basketball staff, serving as an administrative assistant under head coach Johnny Jones. She joined the men's staff two seasons ago working under Trent Johnson after serving on the LSU women's basketball staff as Director of Operations for two seasons.

The former college basketball player is entering her seventh year of working for and with a Division I basketball staff.

Carvalhido completed her playing career at Oklahoma State University in 2005, where she was a two-year letter-winner on the OSU women's basketball team. She played in 49 career games and earned 12 starts during her two seasons at OSU. In her senior season at OSU, she served as team co-captain and played in 21 games with four starts, and was an Academic All-Big 12 Conference selection.

As a junior at Oklahoma State, she started in eight games and played in 28

contests. Carvalhido finished second on the team in three-point field goals with 29 and averaged 20 minutes per game.

Before arriving at Oklahoma State, Carvalhido played two seasons at Hutchinson (Kansas) Community College and led her teams to a two-year-record of 47-17. She was a two-time All-Region selection and completed her career there as the school's career leader for three-point field goals with 203 and the eighth all-time leading scorer (779). She averaged 11 points, five assists and three rebounds as a sophomore. She was an All-Jayhawk Conference first team performer as a freshman.

Carvalhido started her coaching career at Tulsa immediately after graduating from Oklahoma State in 2005 where she served as the video coordinator on the women's basketball coaching staff from 2005-07. From Tulsa, she moved on to Rice where she served as the director of basketball

operations during the 2007-08 season.

Carvalhido was hired as the director of basketball operations on the LSU women's coaching staff in the spring of 2008 where she served in that position until joining the LSU men's basketball staff, serving two years as Executive Assistant to Head Coach Trent Johnson and now in her present role as Administrative Assistant.

Carvalhido is a native of Osborne, Kan., where she was a four-year all-state athlete in basketball, tennis and track. She received her bachelor's degree in education from Oklahoma State in 2005 and an associate's degree in arts from Hutchinson Community College in 2003.

She is married to Joe Carvalhido, Vice-President of Operations and Services of the Tiger Athletic Foundation. They have one child, Dane Joseph (1).

Support Staff



Lakayla Witherspoon
Student Secretary



Danielle Bickham
Student Secretary



Darren Bahnsen
Head Manager



Joe Gricar
Manager



Hays Myers
Manager



Gett Thomas
Manager



Karessa Ackles
Student Trainer

2011-2012 Season Review

LSU returned to the post-season in 2012, putting the Tigers in position with some solid play that included a four-game league win streak in mid-February. The Tigers had a good win over Arkansas in the SEC Tournament and a solid effort against No. 1 Kentucky which helped LSU and its 18 wins get an NIT bid, the first post-season appearance since 2009.

LSU had solid moments, including a win for the league against Rutgers in the Big East/SEC challenge, a victory over a No. 10 ranked Marquette team, also from the Big East, and got solid play from a group of newcomers that helped LSU to its winning record in the final season under Coach Trent Johnson.

Here are some of the highlight players and moments from the 2012-13 season:

Justin Hamilton

Hamilton earned Second-Team All-SEC honors and First-Team All-District honors leading the team in scoring (12.9 ppg) and rebounding (7.2 rpg) while shooting 49.4 percent from the floor (150-320) and 78.1 percent from the line (107-137). Hamilton averaged 13.7 points a game in conference play. The first-year Tiger was 14th overall in the SEC in scoring and ninth in rebounding, while 11th in scoring in league games.

Hamilton had 24 double figure games and four double-doubles and the Iowa State transfer had five games of 20 or more points. The 7-0 center scored 27 points at Florida (1/21), 23 versus Ole Miss (1/7) and 21 at Oregon (3/13), versus Alabama (2/11) and versus Virginia (1/2). Also with his 23 points, Hamilton had 16 rebounds in the win versus Ole Miss.

Graduation Honors

LSU had four players receive their diplomas during the spring commencement exercises which again showed the importance of the Cox Communications Academic Center for student-athletes.

Chris Bass and Storm Warren completed their course work after four year basketball careers at LSU. Malcolm White was at LSU for three years and received his degree and Justin Hamilton finished up his degree during his two-years at Tiger Town.

Andre Stringer

The Jackson, Miss., native had a good season in a new role in the off-guard position during much of the season. Stringer averaged 10.1 points per game and had a 76 assist-49 turnover positive ratio. He also made 44 treys and 82.2 percent (60-73) at the free throw line. He had 16 games in double figures and a



Storm Warren, Chris Bass and Malcolm White along with Justin Hamilton each received their degree in Spring of 2012.

2011-12 Leaders

Scoring Average

Justin Hamilton	12.9
Andre Stringer	10.1
Ralston Turner	9.1
Anthony Hickey	8.9
Johnny O'Bryant III	8.5

Rebounding Average

Justin Hamilton	7.2
Johnny O'Bryant III	6.7
Storm Warren	5.1
Anthony Hickey	3.6
Ralston Turner	3.0

Field Goals Made

Justin Hamilton	158
Anthony Hickey	112
Storm Warren	112
Ralston Turner	102
Johnny O'Bryant III	91

3 PT FG Made

Ralston Turner	51
Andre Stringer	44
Anthony Hickey	44
Jalen Courtney	10
John Isaac	8

Free Throws Made

Eddie Ludwig	.833
Andre Stringer	.822
Justin Hamilton	.781
John Isaac	.762
Ralston Turner	.754

Assists

Anthony Hickey	125
Andre Stringer	76
Ralston Turner	53
Chris Bass	49
John Isaac	33

Blocks

Justin Hamilton	43
Storm Warren	28
Johnny O'Bryant III	21
Three with	8

Steals

Anthony Hickey	69
Andre Stringer	37
Storm Warren	30
Justin Hamilton	25
Chris Bass	21

FG Percentage

Justin Hamilton	49.4
Malcolm White	46.2
Chris Bass	45.9
Storm Warren	45.0
Johnny O'Bryant III	39.9

3 PT FG Percentage

Chris Bass	42.9
Ralston Turner	37.2
Jalen Courtney	37.0
Andre Stringer	31.7
Anthony Hickey	31.4

FT Percentage

Eddie Ludwig	83.3
Andre Stringer	82.2
Justin Hamilton	78.1
John Isaac	76.2
Ralston Turner	75.4

Minutes

Anthony Hickey	1,030
Justin Hamilton	990
Ralston Turner	957
Andre Stringer	903
Storm Warren	638

season-high of 20 against South Alabama (11/23) and 18 in SEC play in the win against Georgia (2-22).

Hickey, O'Bryant III

Top recruits Anthony Hickey and Johnny O'Bryant III provided moments that helped LSU to its winning record in 2012. O'Bryant averaged 8.5 points per game and 6.7 rebounds a game with 12 games in double figures despite missing the first five SEC games with a freak hand injury.

Hickey posted 16 games in double figures as he displayed a great point guard's ability to not only score but distribute as well. He posted the most assists (125) since 2009 and averaged 8.9 points, 3.6 rebounds and 3.8 assists per game. Hickey's biggest moment may have come with 1.4 seconds in overtime as he hit the game winner against Mississippi State (2/14).

Both players will be back in 2012-13 looking to improve on those numbers.

Important Wins

LSU improved in protecting the home court in 2012, winning 11 of 15 games, including a win at home over No. 10 Marquette, 67-59. The Tigers also won on the road at Rutgers in the Big East/SEC Challenge, winning 55-50. LSU won four road games and had three wins on neutral courts, including two wins in the Charleston Classic and one in the SEC Tournament.



Andre Stringer

Game 1 - LSU 96, Nicholls 74

11/12/11 Noon at Maravich Center (Baton Rouge, LA)

NICHOLLS	FG-A	3FG-A	FT-A	REB	PF	TP	A	TO	BLK	S	MIN
PREST, Lachlan F	4-6	4-6	0-0	5	2	12	2	6	0	1	35
THOMAS, Dantrelle G	4-7	1-3	0-0	2	5	9	3	2	0	0	23
MARTIN, Ben G	1-2	1-1	0-0	1	4	3	0	0	0	1	16
TALKINGTON, Chris G	3-14	3-11	4-4	5	3	13	3	5	0	1	37
PELLIEUX, Shane G	4-6	1-2	0-0	3	4	9	2	4	0	1	29
HAMMOND, Bryan	2-5	1-2	1-2	2	1	6	1	1	0	0	22
LEWIS, Trevon	7-8	2-2	3-6	5	3	19	0	3	0	1	26
SMITH, Jeremy	1-3	0-0	1-1	2	2	3	1	1	0	1	12
Team				4				1			
TOTALS	26-51	13-27	9-13	29	24	74	12	23	0	6	200

FG% 1st Half 13-22 **59.1%** 2nd half: 13-29 **44.8%** Game: 51.0% **DB**
3FG% 1st Half 8-12 **66.7%** 2nd half: 5-15 **33.3%** Game: 48.1% **Reb**
FT% 1st Half 6-9 **66.7%** 2nd half: 3-4 **75.0%** Game: 69.2 **3**

LSU	FG-A	3FG-A	FT-A	REB	PF	TP	A	TO	BLK	S	MIN
WARREN, Storm F	3-5	0-0	4-4	7	2	10	1	1	0	1	15
HAMILTON, Justin C	4-9	0-0	3-4	3	1	11	4	0	1	0	24
HICKEY, Anthony G	4-9	3-6	3-4	3	2	14	5	4	0	4	27
STRINGER, Andre G	3-5	3-5	3-3	1	1	12	4	2	0	4	29
TURNER, Ralston G	2-9	2-7	6-7	2	0	12	1	0	0	1	23
O'BRYANT III, Johnny	6-13	0-1	0-0	8	1	12	1	0	2	0	21
BASS, Chris	0-1	0-0	2-2	2	0	2	0	1	0	2	10
WHITE, Malcolm	1-6	0-0	1-2	1	2	3	1	0	0	0	14
LUOWIG, Eddie	2-3	1-1	0-0	4	2	5	0	0	0	1	12
COURTNEY, Jalen	1-2	0-1	0-0	0	1	2	0	0	0	1	4
ISAAC, John	4-6	2-3	3-3	4	2	13	3	0	0	0	19
DEL PIERO, Andrew	0-2	0-0	0-2	2	0	0	0	1	0	0	2
Team				4							
TOTALS	30-71	11-24	25-31	41	14	96	20	9	3	14	200

FG% 1st Half 16-38 **42.1%** 2nd half: 14-33 **42.4%** Game: 42.3% **DB**
3FG% 1st Half 7-17 **41.2%** 2nd half: 4-7 **57.1%** Game: 45.8% **Reb**
FT% 1st Half 12-12 **100.0%** 2nd half: 13-19 **68.4%** Game: 80.6% **3**

Officials: Joe Lindsay, Pat Adams, Brian Shea
Attendance: 7,124

Nicholls	40-34 - 74
LSU	51-46 - 96

Game 2 - Coastal Carolina 71, LSU 63

11/15/11 7 p.m. at Maravich Center (Baton Rouge, LA)

LSU	FG-A	3FG-A	FT-A	REB	PF	TP	A	TO	BLK	S	MIN
TURNER, Ralston G	5-11	2-4	3-4	3	4	15	1	2	0	1	29
WARREN, Storm F	6-9	0-0	2-2	9	2	14	0	2	1	1	24
HAMILTON, Justin C	2-6	0-0	5-7	7	3	9	1	1	1	1	33
HICKEY, Anthony G	2-8	1-4	0-0	4	5	2	3	0	3	2	28
STRINGER, Andre G	3-14	1-6	1-2	2	2	8	1	2	0	3	29
O'BRYANT III, Johnny	4-11	1-3	0-0	3	5	9	0	0	0	0	13
BASS, Chris	0-0	0-0	0-0	1	0	0	1	0	1	5	
WHITE, Malcolm	1-2	0-0	0-0	1	2	0	0	0	0	0	8
LUOWIG, Eddie	0-2	0-0	1-2	2	1	1	0	0	0	0	10
COURTNEY, Jalen	0-0	0-0	0-0	0	0	0	0	0	0	0	2
ISAAC, John	0-3	0-2	0-0	1	2	0	2	1	0	0	19
Team				2							
TOTALS	23-65	5-19	12-17	34	24	63	8	12	10	200	

FG% 1st Half 7-28 **25.0%** 2nd half: 16-37 **43.2%** Game: 35.4% **DB**
3FG% 1st Half 3-10 **30.0%** 2nd half: 2-9 **22.2%** Game: 26.3% **Reb**
FT% 1st Half 7-11 **63.6%** 2nd half: 5-6 **83.3%** Game: 70.6 **2**

COASTAL CAROLINA	FG-A	3FG-A	FT-A	REB	PF	TP	A	TO	BLK	S	MIN
MCLAURIN, Sam F	6-8	0-0	1-2	16	2	13	1	2	3	1	33
GRANDINO, Chris F	1-7	0-1	1-2	5	3	3	2	2	0	0	19
PACK, Jon C	3-4	0-0	3-6	8	2	9	0	2	1	2	36
RAFFA, Anthony G	6-18	1-4	7-8	10	1	20	1	2	0	2	36
GREENWOOD, K. G	4-10	0-2	5-6	5	3	13	4	6	1	2	31
GILLIS, Warren	2-6	0-1	0-0	2	1	4	0	1	0	1	16
CRAWFORD, Brandon	0-1	0-0	1-2	4	1	1	0	2	0	0	9
MOORE, Dexter	0-4	0-2	0-0	0	0	0	0	0	0	0	5
GRIFFIN, Jordan	3-3	2-2	0-0	1	2	8	1	1	0	0	15
Team				2							
TOTALS	25-61	3-12	18-26	53	15	71	9	18	5	8	200

FG% 1st Half 14-34 **41.2%** 2nd half: 11-27 **40.7%** Game: 41.0% **DB**
3FG% 1st Half 2-8 **25.0%** 2nd half: 1-4 **25.0%** Game: 25.0% **Reb**
FT% 1st Half 4-6 **66.7%** 2nd half: 14-20 **70.0%** Game: 69.2 **1**

Officials: Tony Greene, Nathan Quick, Tony Henderson
Attendance: 1,039

LSU	24-39 - 63
Coastal Carolina	34-37 - 71

Game 3 - Northwestern State 88, LSU 82

11/17/11 3 p.m. at TD Arena (Charleston, S.C., Charleston Classic)

LSU	FG-A	3FG-A	FT-A	REB	PF	TP	A	TO	BLK	S	MIN
TURNER, Ralston G	3-8	3-8	0-0	3	1	9	2	4	0	1	33
WARREN, Storm F	3-3	0-0	0-0	2	4	6	0	1	0	0	9
HAMILTON, Justin C	4-5	0-0	2-2	5	4	10	0	2	1	0	26
HICKEY, Anthony G	4-11	0-4	3-5	4	5	11	4	3	0	3	33
STRINGER, Andre G	4-11	3-7	4-4	1	1	15	3	2	0	2	33
O'BRYANT III, Johnny	6-8	0-0	9-11	8	4	21	1	3	1	1	22
WHITE, Malcolm	2-3	0-0	0-0	5	1	4	0	2	0	1	14

LUOWIG, Eddie	1-3	0-1	2-2	1	4	4	0	1	0	0	11
ISAAC, John	0-3	0-1	2-2	2	0	2	3	1	0	1	19
Team				8				1			
TOTALS	27-55	6-21	22-26	39	24	82	13	20	2	9	200

FG% 1st Half 15-26 **57.7%** 2nd half: 12-29 **41.4%** Game: 49.1% **DB**
3FG% 1st Half 8-12 **66.7%** 2nd half: 4-13 **30.8%** Game: 28.6% **Reb**
FT% 1st Half 6-9 **66.7%** 2nd half: 13-15 **86.7%** Game: 84.6 **0**

NORTHWESTERN	FG-A	3FG-A	FT-A	REB	PF	TP	A	TO	BLK	S	MIN
CRAWFORD, Drew F	5-13	2-5	5-6	8	3	17	1	0	2	2	35
MIRKOVIC, Luka F	0-3	0-1	0-0	1	3	0	0	0	1	0	28
SHURNA, John F	10-21	4-9	13-14	7	3	37	4	3	1	1	40-
SOBOLEWSKI, D. G	2-5	2-5	4-6	4	2	10	6	2	1	1	35
HEARN, Reggie G	2-5	2-5	0-0	2	3	6	1	1	0	1	22
MARCOULLIO, Alex	2-2	2-2	0-0	1	5	6	1	3	0	2	10
FRUENOT, Nick	0-0	0-0	0-0	0	0	0	0	0	0	0	1
COBB, JayShon	4-8	0-3	0-0	0	0	8	2	1	0	3	17
CURLETTI, Davide	1-2	0-1	2-2	2	2	4	0	2	0	0	12
Team				3							
TOTALS	26-59	12-31	24-28	28	21	88	15	12	5	10	200

FG% 1st Half 9-29 **31.0%** 2nd half: 17-30 **56.7%** Game: 44.1% **DB**
3FG% 1st Half 8-16 **50.0%** 2nd half: 6-13 **46.2%** Game: 38.7% **Reb**
FT% 1st Half 8-10 **80.0%** 2nd half: 16-18 **88.9%** Game: 85.7 **2**

Officials: Gerry Pollard, Zelton Steed, Brent Hampton
Attendance: 2,532r

LSU	41-41 - 82
Northwestern	32-56 - 88

Game 4 - LSU 76, Western Kentucky 57

11/18/11 1 p.m. at TD Arena (Charleston, S.C.)

W. KENTUCKY	FG-A	3FG-A	FT-A	REB	PF	TP	A	TO	BLK	S	MIN
ANYLGO, Kene F	2-3	0-0	2-2	3	1	6	0	1	0	2	20
ZILLO, Vinny F	0-1	0-1	0-0	0	2	0	0	3	0	2	12
KASPAR, Kevin G	6-8	3-5	0-1	2	2	15	0	0	1	2	25
GORDON, Derrick G	1-9	0-4	2-4	5	4	4	3	7	1	1	31
DICKERSON, Caden G	1-4	1-4	2-3	1	1	5	2	1	0	0	21
MCDONALD, Kahili	1-6	0-4	2-2	3	0	4	0	2	0	0	21
SHLEDON, Spence	0-0	0-0	0-0	0	0	0	0	0	0	0	1
CROOK, Jamal	1-3	0-1	0-0	2	1	2	0	0	0	0	12
AKAMUNE, Okaro	1-2	0-0	3-5	7	4	5	0	2	3	1	17
SNIPES, Nigel	3-8	1-4	6-6	1	4	13	0	1	0	0	27
AKOL, Teeng	1-6	0-1	1-4	3	3	3	0	3	1	0	12
STARKS, Jay	0-0	0-0	0-0	0	0	0	0	0	0	0	1
Team				5							
TOTALS	17-52	5-24	18-27	34	22	57	5	20	5	7	200

FG% 1st Half 10-27 **37.0%** 2nd half: 7-25 **28.0%** Game: 32.7% **DB**
3FG% 1st Half 4-12 **33.3%** 2nd half: 1-12 **8.3%** Game: 20.8% **Reb**
FT% 1st Half 14-14 **100.0%** 2nd half: 4-1

F6% 1st Half 15-32	46.9%	2nd half: 9-23	39.1%	Game: 43.6%	DB
3FG% 1st Half 8-12	25.0%	2nd half: 1-7	14.3%	Game: 21.1%	Reb
FT% 1st Half 5-7	71.4%	2nd half: 1-2	50.0%	Game: 66.7%	2

Officials: Tom Eades, Doug Sirmongs, Rick O'Neil
Attendance: 4257

LSU 30-29 - 59
Houston 38-20 - 58

Game 8 - LSU 55, Rutgers 50 Big East/SEC Challenge 12/3/11 7 p.m. at Rutgers Athletic Center (Piscataway, N.J.)

LSU	FG-A	3FG-A	FT-A	REB	PF	TP	A	TO	BLK	S	MIN
O'BRYANT III, Johnny F	4-10	0-1	3-5	6	1	11	0	4	1	1	27
HAMILTON, Justin C	3-4	0-0	3-3	5	3	9	2	1	3	1	21
HICKEY, Anthony G	3-11	0-5	1-2	3	7	5	1	0	0	0	34
STRINGER, Andre G	4-8	3-6	2-2	3	1	13	1	4	0	1	36
TURNER, Ralston G	3-12	0-0	0-0	2	3	6	2	2	0	1	22
BASS, Chris	0-5	0-0	1-2	0	1	0	0	0	0	0	8
WHITE, Malcolm	1-4	0-0	1-2	2	3	0	1	1	1	2	17
LUOWIG, Eddie	0-2	0-0	0-1	2	0	0	0	0	0	0	8
COURTNEY, Jalen	0-0	0-0	0-0	0	0	0	0	1	0	0	2
WARREN, Storm	2-2	0-0	1-2	3	3	5	1	1	2	0	14
ISAAC, John	0-2	0-0	0-0	3	0	0	2	3	0	0	11
Team	9										
TOTALS	20-55	3-17	12-18	37	18	55	13	17	7	6	200

F6% 1st Half 8-28	45.8%	2nd half: 12-27	44.4%	Game: 36.4%	DB
3FG% 1st Half 1-6	16.7%	2nd half: 2-11	18.2%	Game: 17.6%	Reb
FT% 1st Half 6-10	60.0%	2nd half: 6-8	75.0%	Game: 66.7%	3-2

RUFGERS	FG-A	3FG-A	FT-A	REB	PF	TP	A	TO	BLK	S	MIN
JOHNSON, Austin F	0-4	0-0	7-10	6	3	7	0	2	0	1	31
BIRUTA, Gitydas F	1-2	0-0	6-8	3	5	8	2	1	0	3	20
SEAGEARS, Jerome G	3-7	1-2	0-0	5	3	7	1	0	0	0	26
MACK, Myles G	3-7	0-4	0-1	3	1	6	4	0	0	4	26
POOLE, Mike G	2-7	0-1	2-2	5	3	6	0	1	1	5	27
CARROLL, Austin	0-2	0-1	0-0	0	0	1	1	0	0	1	5
CARTER, Efr	3-9	1-3	3-3	3	3	10	1	4	0	1	26
MILLER, Dane	3-6	0-0	0-0	4	1	6	0	3	1	1	25
RANDALL, Derrick	0-0	0-0	0-0	0	0	0	0	0	0	0	7
LEWIS, Greg	0-1	0-0	0-0	1	2	0	1	0	0	0	7
Team	2										
TOTALS	15-45	2-11	18-24	32	21	50	9	17	2	16	200

F6% 1st Half 9-29	31.0%	2nd half: 17-30	56.7%	Game: 44.1%	DB
3FG% 1st Half 0-16	33.3%	2nd half: 6-13	46.2%	Game: 38.7%	Reb
FT% 1st Half 8-10	80.0%	2nd half: 16-18	88.9%	Game: 85.7%	2

Officials: Michael Stephens, Ed Corbett, John Cahill
Attendance: 5534

LSU 23-32 - 55
Rutgers 28-22 - 50

Game 9 - LSU 64, Boise State 45 12/10/12 7 p.m. at Maravich Center (Baton Rouge, La.)

BOISE STATE	FG-A	3FG-A	FT-A	REB	PF	TP	A	TO	BLK	S	MIN
BROPLEH, Thomas F	3-7	2-4	0-0	1	1	8	0	1	0	0	20
WATKINS, Ryan F	4-7	0-0	0-1	3	3	8	1	1	0	1	22
DRMIC, Anthony G	0-7	0-5	0-2	5	4	0	1	3	0	4	28
ELORRIAGA, Jeff G	4-9	3-8	0-0	2	0	11	1	0	0	1	27
PERRYMAN, Westly G	0-4	0-0	0-0	5	1	0	4	0	1	3	30
MARKS, Derrick	4-7	1-2	3-6	5	4	12	2	3	0	1	20
NICHOLS, Tre'	0-2	0-2	0-0	0	0	0	0	0	0	0	3
HADZIMEROVIC, I	0-4	0-1	0-0	5	2	0	1	0	0	0	19
WILEY, Drew	1-5	1-3	0-0	0	1	3	0	0	2	0	14
CRAYTON, Jarrell	0-0	0-0	0-0	0	0	0	0	0	0	0	1
BUCKNER, Kenny	1-5	0-0	1-1	5	3	3	0	0	0	0	16
Team	4										
TOTALS	17-57	7-25	4-10	35	19	45	9	13	2	8	200

F6% 1st Half 9-25	36.0%	2nd half: 8-32	25.0%	Game: 28.8%	DB
3FG% 1st Half 4-10	40.0%	2nd half: 3-15	20.0%	Game: 28.0%	Reb
FT% 1st Half 0-0	0.0%	2nd half: 4-10	40.0%	Game: 40.0%	2

LSU	FG-A	3FG-A	FT-A	REB	PF	TP	A	TO	BLK	S	MIN
O'BRYANT III, J. F	5-6	0-0	0-0	7	1	10	0	2	0	0	22
LUOWIG, Eddie F	1-4	0-2	0-0	9	2	2	1	1	1	0	33
HAMILTON, Justin C	5-7	0-0	4-7	5	2	14	2	3	1	0	30
HICKEY, Anthony G	4-10	0-3	3-6	4	3	11	5	2	0	3	37
TURNER, Ralston G	2-5	1-2	0-0	2	4	5	1	1	0	0	22
BASS, Chris	1-4	0-1	0-2	2	0	2	5	0	0	0	15
WHITE, Malcolm	3-6	0-0	1-2	0	1	7	0	1	2	0	10
COURTNEY, Jalen	1-4	1-2	0-0	4	2	3	0	0	1	0	13
WARREN, Storm	4-6	0-0	2-2	4	1	10	0	0	1	2	18
Team	3										
TOTALS	26-52	2-10	10-19	40	16	64	14	10	6	5	200

F6% 1st Half 10-25	40.0%	2nd half: 16-27	59.3%	Game: 50.0%	DB
3FG% 1st Half 1-6	16.7%	2nd half: 1-4	25.0%	Game: 20.0%	Reb
FT% 1st Half 4-7	57.1%	2nd half: 6-12	50.0%	Game: 52.6%	4

Officials: Doug Shows, J. B. Caldwell, Bert Smith
Attendance: 7,398

Boise State 22-23 - 45
LSU 25-39 - 64

Game 10 - LSU 66, UC Irvine 59 12/15/12 7 p.m. at Maravich Center (Baton Rouge, La. start

UC IRVINE	FG-A	3FG-A	FT-A	REB	PF	TP	A	TO	BLK	S	MIN
WILDER, Michael F	5-11	5-10	4-4	6	3	19	2	3	0	1	32
FOLKER, Adam C	3-5	0-0	0-1	8	3	6	0	1	1	0	26
FLOWERS, Derrick G	0-5	0-3	0-0	2	4	0	2	3	0	0	22
MCNEALY, Chris G	4-11	1-5	0-0	8	1	9	3	2	0	1	32
STARRING, Daman G	2-15	0-4	2-2	7	3	6	1	5	0	0	37
BRADLEY, Marcus	1-2	0-0	0-0	1	1	2	0	0	0	0	3
DAVIS II, Will	3-4	0-0	1-1	3	0	7	2	0	0	2	20
WOODS, Colin	1-8	0-5	2-2	2	2	4	2	0	1	0	20
BEST, Mike	3-5	0-0	0-0	2	2	6	0	0	0	0	8
Team	6										
TOTALS	22-66	6-27	9-10	45	19	59	12	14	2	4	200

F6% 1st Half 7-32	21.9%	2nd half: 15-34	44.1%	Game: 33.3%	DB
3FG% 1st Half 1-13	7.7%	2nd half: 5-14	35.7%	Game: 22.2%	Reb
FT% 1st Half 1-1	100.0%	2nd half: 8-9	88.9%	Game: 90.0%	0

LSU	FG-A	3FG-A	FT-A	REB	PF	TP	A	TO	BLK	S	MIN
O'BRYANT III, J. F	1-6	0-1	2-4	7	1	4	0	2	0	1	20
LUOWIG, Eddie F	4-7	2-5	2-2	5	1	12	1	2	1	2	24
HAMILTON, Justin C	5-10	0-0	4-6	11	4	14	0	2	2	1	27
HICKEY, Anthony G	0-4	0-3	4-4	4	0	4	3	2	0	1	29
TURNER, Ralston G	2-17	1-6	4-4	1	2	9	1	0	1	1	28
BASS, Chris	1-2	1-2	0-0	4	0	3	4	0	0	1	16
WHITE, Malcolm	2-6	0-0	0-0	4	1	4	0	1	0	0	13
COURTNEY, Jalen	2-3	1-2	0-0	3	1	5	2	0	0	0	13
WARREN, Storm	2-6	1-2	1-2	3	0	6	1	1	0	0	12
ISAAC, John	2-6	1-2	1-2	3	0	6	1	1	0	0	12
Team	4										
TOTALS	21-67	6-21	18-24	50	10	66	12	10	4	7	200

F6% 1st Half 11-32	34.4%	2nd half: 10-35	28.6%	Game: 31.3%	DB
3FG% 1st Half 3-9	33.3%	2nd half: 3-12	25.0%	Game: 28.6%	Reb
FT% 1st Half 3-6	50.0%	2nd half: 15-18	83.3%	Game: 75.0%	2

Officials: Mike Thobodeaux, Mike Kitts, Ed Corbett
Attendance: 7,469

UCI 16-43 - 59
LSU 28-38 - 66

Game 11 - LSU 67, #10 Marquette 59 12/19/11 8 p.m. at Maravich Center (Baton Rouge, La.)

MARQUETTE	FG-A	3FG-A	FT-A	REB	PF	TP	A	TO	BLK	S	MIN
CROWDER, Jae F	7-17	4-10	4-5	9	1	22	2	1	1	3	29
GARDNER, Devante F	3-7	0-1	1-1	8	3	7	0	3	0	2	37
JOHNSON, ODOM, D G	6-11	4-7	0-1	2	4	16	1	6	1	2	29
BLUE, Vander G	1-4	0-0	2-2	6	2	4	3	0	0	2	32
CADDISGAN, Junior G	3-10	0-2	0-1	0	4	6	1	2	1	1	30
WILSON, Jamil	1-3	0-1	0-0	2	3	2	0	0	0	0	14
MAYO, Todd	0-5	0-2	2-4	2	3	2	0	1	0	0</	

2011-12 Box Scores

ISAAC, John	1-5	0-2	0-0	1	0	2	2	0	0	0	17
Team				2							
TOTALS	21-48	5-18	5-8	26	16	52	10	16	6	5	200

F6%	1st Half 12-26	46.2%	2nd half: 9-22	40.9%	Game: 43.8%	DB
3F6%	1st Half 2-8	25.0%	2nd half: 3-10	30.0%	Game: 27.8%	Reb
FT%	1st Half 0-3	0.0%	2nd half: 5-5	100.0%	Game: 62.5%	1

Officials: Mike Stuart, Mike Kitts, Mike Eades
 Attendance: 8,810

Virginia	26-31 - 57
LSU	26-26 - 52

Game 15 - LSU 81, Ole Miss 55

1/7/12 12:47 p.m. at Maravich Center (Baton Rouge, La.)

OLE MISS	FG-A	3FG-A	FT-A	REB	PF	TP	A	T	BLK	S	MIN
HENRY, Terrance F	4-12	0-1	0-0	5	8	0	4	1	0	0	24
SHORT, Steadman F	2-3	0-0	0-0	4	2	4	0	1	0	1	10
BUCKNER, Redneald F	1-5	0-0	1-3	9	4	3	0	1	3	3	31
WILLIAMS, Nick G	1-4	0-1	4-4	2	0	6	0	1	0	0	21
SUMMERS, Jarvis G	1-7	0-2	5-7	1	1	7	1	2	0	0	24
COX, Demaro	1-3	0-0	1-2	7	4	3	0	1	0	0	19
WHITE, Ledarius	2-4	2-3	1-2	2	7	1	4	1	0	0	18
ANEFFIK, Maurice	2-6	0-1	0-0	1	4	1	0	0	0	0	16
JONES, Aaron	2-2	0-0	1-1	5	5	0	1	1	0	0	12
KENDRICK, Jelan	3-8	0-0	2-7	2	0	8	2	2	0	3	25
Team				3							
TOTALS	19-55	2-8	15-26	40	24	55	5	17	6	7	200

F6%	1st Half 9-28	32.1%	2nd half: 10-27	37.0%	Game: 34.5%	DB
3F6%	1st Half 0-3	0.0%	2nd half: 2-5	40.0%	Game: 25.0%	Reb
FT%	1st Half 6-10	60.0%	2nd half: 9-16	56.3%	Game: 57.7%	3

LSU	FG-A	3FG-A	FT-A	REB	PF	TP	A	T	BLK	S	MIN
WARREN, Storm F	7-16	0-0	1-2	11	2	15	0	2	0	2	31
HAMILTON, Justin C	9-12	0-0	5-6	16	3	2	3	0	12	1	29
HICKEY, Anthony G	4-5	4-5	0-0	2	1	12	7	0	0	3	25
STRINGER, Andre G	3-11	1-2	3-5	3	2	10	5	1	0	1	28
TURNER, Ralston G	2-9	1-4	1-1	2	3	6	2	1	0	0	28
BASS, Chris	2-3	0-0	0-0	1	1	4	2	0	0	2	13
LUDWIG, Eddie	0-2	0-0	1-2	3	1	1	0	1	0	0	11
COURTNEY, Jalen	1-6	1-4	0-0	2	2	3	0	0	0	0	12
ISAAC, John	0-0	0-0	1-2	0	1	1	0	0	0	0	2
Team				4							
TOTALS	29-68	7-16	16-22	45	19	81	16	9	3	10	200

F6%	1st Half 16-37	43.2%	2nd half: 13-31	41.9%	Game: 42.6%	DB
3F6%	1st Half 4-9	44.4%	2nd half: 3-7	42.9%	Game: 43.8%	Reb
FT%	1st Half 8-12	66.7%	2nd half: 8-10	80.0%	Game: 72.7%	4

Officials: Antonio Petty, James Baker, Brian Shey
 Attendance: 7,176

Ole Miss	24-31 - 55
-	44-37 - 81

Game 16 - Alabama 69, LSU 53

1/11/12 7 p.m. at Tuscaloosa, Ala. (Coleman Center)

LSU	FG-A	3FG-A	FT-A	REB	PF	TP	A	T	BLK	S	MIN
WARREN, Storm F	3-9	0-0	2-4	4	2	8	1	1	0	0	19
HAMILTON, Justin F	3-12	0-0	6-6	6	2	1	2	0	12	1	36
HICKEY, Anthony G	4-8	0-1	0-0	5	1	8	1	3	0	1	27
STRINGER, Andre G	5-11	3-6	0-0	4	2	13	1	4	0	0	36
TURNER, Ralston G	1-7	0-1	0-1	3	1	2	1	2	0	1	26
BASS, Chris	0-0	0-0	0-0	1	0	2	0	0	0	1	13
WHITE, Malcolm	1-2	0-0	2-4	3	2	4	1	1	0	0	16
LUDWIG, Eddie	0-1	0-0	0-0	1	0	0	2	0	0	0	4
COURTNEY, Jalen	1-2	0-1	0-0	1	1	2	0	0	0	0	5
ISAAC, John	1-1	1-1	1-2	0	3	4	1	1	0	0	18
Team				2							
TOTALS	19-53	4-10	11-17	29	16	53	8	15	2	4	200

F6%	1st Half 7-19	43.2%	2nd half: 12-34	35.3%	Game: 35.8%	DB
3F6%	1st Half 1-4	44.4%	2nd half: 3-6	50.0%	Game: 40.0%	Reb
FT%	1st Half 4-7	66.7%	2nd half: 7-10	70.0%	Game: 64.7%	4

ALABAMA	FG-A	3FG-A	FT-A	REB	PF	TP	A	T	BLK	S	MIN
GREEN, Jamychal F	4-9	0-0	1-2	3	3	9	0	4	2	1	27
MITCHELL, Tony F	5-14	1-4	0-1	10	4	11	4	2	3	2	31
LACEY, Trevor G	2-6	0-3	2-2	10	1	6	1	2	0	1	32
RELEFORD, Trevor G	9-11	1-2	1-2	1	2	20	2	1	0	2	30
RANDOLPH, Levi G	4-7	1-3	0-0	2	1	9	2	2	0	0	35
ENGSTROM, Carl	1-2	0-0	0-0	0	2	2	1	0	0	0	4
EBLEN, Ben	1-1	0-0	0-0	1	0	2	0	0	0	0	9
JACOBS, Nick	3-6	0-0	1-3	6	2	7	0	1	0	1	18
COOPER, Rodney	1-2	0-0	0-0	1	0	2	0	0	0	0	4
STEELE, Andrew	0-1	0-0	1-2	3	1	1	2	3	0	0	10
Team				2							
TOTALS	30-53	3-12	6-12	39	16	69	12	15	5	7	200

F6%	1st Half 13-27	48.1%	2nd half: 17-32	35.3%	Game: 50.8%	DB
3F6%	1st Half 2-7	28.6%	2nd half: 1-5	50.0%	Game: 25.0%	Reb
FT%	1st Half 3-5	60.0%	2nd half: 3-7	70.0%	Game: 50.0%	3

Officials: Anthony Jordan, Ted Valentine, Mike Eades
 Attendance: 14,245

LSU	19-34 - 53
Alabama	31-38 - 69

Game 17 - Arkansas 69, LSU 60

1/14/12 8 p.m. at Fayetteville, Ark. (Bud Walton Arena)

LSU	FG-A	3FG-A	FT-A	REB	PF	TP	A	T	BLK	S	MIN
WARREN, Storm F	1-6	0-0	5-6	9	4	7	1	2	0	2	24
HAMILTON, Justin F	8-17	0-0	4-7	8	5	20	0	1	3	0	28
HICKEY, Anthony G	5-10	2-4	0-0	5	4	12	3	4	1	3	28
STRINGER, Andre G	4-13	1-7	0-0	6	4	9	4	3	0	1	35
TURNER, Ralston G	1-8	0-4	0-0	3	4	2	0	1	0	0	22
BASS, Chris	0-1	0-1	0-0	3	3	0	1	4	0	0	19
WHITE, Malcolm	2-6	0-0	0-0	6	1	4	0	0	1	0	14
COURTNEY, Jalen	2-3	0-0	0-0	1	2	4	0	0	0	0	17
ISAAC, John	1-5	0-2	0-0	0	0	2	0	1	0	0	13
Team				5							
TOTALS	24-69	3-18	9-13	46	27	60	9	16	5	6	200

F6%	1st Half 12-33	36.4%	2nd half: 12-36	33.3%	Game: 34.8%	DB
3F6%	1st Half 2-7	28.6%	2nd half: 1-11	9.1%	Game: 16.7%	Reb
FT%	1st Half 3-4	75.0%	2nd half: 6-9	66.7%	Game: 69.2%	3

ARKANSAS	FG-A	3FG-A	FT-A	REB	PF	TP	A	T	BLK	S	MIN
ABRON, Davonta F	2-5	0-0	1-2	13	5	5	0	2	0	1	22
SANCHEZ, Michael F	1-2	0-0	1-2	1	1	3	1	2	0	0	19
WADE, Mardracus G	5-7	3-4	1-2	1	1	14	2	0	0	5	33
SCOTT, Rickey G	1-6	0-1	0-0	1	0	2	1	0	0	2	20
NOBLES, Jylsyes G	4-8	3-5	4-6	6	3	15	1	2	0	1	23
MADDEN, Rashad	1-4	0-1	3-6	5	1	5	3	2	0	2	22
YOUNG, BJ	6-11	2-4	5-8	2	3	19	4	3	1	1	22
MICKELSON, Hunter	0-4	0-0	1-2	4	2	1	0	1	7	0	18
WATTHE, Marvell	2-5	1-3	0-0	0	0	5	0	0	1	0	21
Team				5							
TOTALS	22-52	9-18	16-28	38	16	69	10	14	9	12	200

F6%	1st Half 9-28	32.1%	2nd half: 13-24	54.2%	Game: 42.3%	DB
3F6%	1st Half 5-12	41.7%	2nd half: 4-6	66.7%	Game: 50.0%	Reb
FT%	1st Half 7-14	50.0%	2nd half: 9-14	64.3%	Game: 57.1%	4

Officials: Doug Shows, Lee Jones, Lee Cassell
 Attendance: 14,359

LSU	29-31 - 60
Arkansas	30-39 - 69

Game 18 - LSU 65, Auburn 58

1/17/12 6 p.m. at Maravich Center (Baton Rouge, La.)

AUBURN	FG-A	3FG-A	FT-A	REB	PF	TP
--------	------	-------	------	-----	----	----

ISAAC, John	1-1	0-0	1-2	1	0	3	0	0	0	0	13
Team				3							
TOTALS	21-53	1-9	7-11	28	18	50	13	4	2	200	

F6%	1st Half 11-31	35.5%	2nd half: 10-22	45.5%	Game: 39.6%	DB
3F6%	1st Half 0-7	0.0%	2nd half: 1-2	50.0%	Game: 11.1%	Reb
FT%	1st Half 4-4	100.0%	2nd half: 3-7	42.9%	Game: 63.6%	2

Officials: J. B. Caldwell, Pat Adams, Bruce Benedict
Attendance: 11,631
 LSU's White ejected for flagrant 2 foul (15:24 2nd half)

Kentucky	35-39	-74
LSU	26-24	-50

Game 22 - LSU 71, Arkansas 65 2/4/12 12:47 p.m. at Maravich Center (Baton Rouge, La.)

ARKANSAS	FG-A	3FG-A	FT-A	REB	PF	TP	A	TO	BLK	S	MIN
MICKELSON, Hunter F	1-2	0-1	0-0	2	3	2	0	0	3	0	17
SANCHEZ, Michael F	3-6	0-0	0-0	8	2	6	0	2	0	0	22
WADE, Mardraous G	3-8	3-6	6-6	2	2	15	2	1	0	3	35
SCOTT, Ricky G	4-13	0-2	1-3	6	2	9	3	3	0	1	32
NOBLES, Julyssees G	3-7	0-2	8-12	4	4	14	3	6	0	1	35
MADDEN, Rashad	5-6	0-1	0-0	5	4	10	0	2	0	1	17
ARRON, Devonta	3-10	0-0	0-0	2	6	0	1	1	1	1	16
YOUNG, BJ 1-5	0-1	1-2	3	5	3	0	4	1	0	2	4
WATTHE, Marvell	0-0	0-0	0-0	0	0	0	0	0	0	0	2
MITCHELL, Brandon	0-0	0-0	0-0	0	0	0	0	0	0	0	0
Team				8							
TOTALS	23-57	3-13	16-23	39	24	65	8	19	5	7	71

F6%	1st Half 9-27	33.3%	2nd half: 14-30	46.7%	Game: 40.4%	DB
3F6%	1st Half 2-8	25.0%	2nd half: 1-5	20.0%	Game: 23.1%	Reb
FT%	1st Half 11-12	91.7%	2nd half: 5-11	45.5%	Game: 69.6%	2

LSU	FG-A	3FG-A	FT-A	REB	PF	TP	A	TO	BLK	S	MIN
O'BRYANT III, J. F	2-11	0-0	4-8	11	1	8	0	6	2	0	23
HAMILTON, Justin C	5-8	0-0	3-5	11	1	13	0	1	4	0	29
HICKEY, Anthony G	6-11	0-3	0-0	2	3	12	3	2	0	3	31
STRINGER, Andre G	1-8	0-7	2-2	1	2	4	3	0	0	2	35
TURNER, Ralston G	4-9	1-2	7-8	4	4	16	1	4	1	2	36
BASS, Chris	0-1	0-0	2-7	2	2	2	1	2	0	1	17
LUDWIG, Eddie	4-6	1-1	3-3	4	2	12	2	0	1	1	17
COURTNEY, Jalen	0-0	0-0	0-0	0	0	0	0	0	0	0	2
WARREN, Storm	2-4	0-0	0-0	4	2	4	0	1	3	0	10
Team				4							
TOTALS	24-58	2-13	21-33	43	17	71	10	16	12	9	200

F6%	1st Half 14-32	43.8%	2nd half: 10-26	38.5%	Game: 41.4%	DB
3F6%	1st Half 2-8	25.0%	2nd half: 0-5	0.0%	Game: 15.4%	Reb
FT%	1st Half 9-9	55.6%	2nd half: 16-24	66.7%	Game: 63.6%	3

Officials: Anthony Jordan, Patrick Evans, James Barker
Attendance: 9,352

Arkansas	31-34	-65
LSU	35-46	-71

Game 23 - Vanderbilt 76, LSU 71 2/8/12 8 p.m. at Memorial Gym (Nashville, Tenn.)

LSU	FG-A	3FG-A	FT-A	REB	PF	TP	A	TO	BLK	S	MIN
O'BRYANT, J. F	2-5	0-0	0-0	6	4	4	0	0	2	0	17
HAMILTON, Justin C	4-11	0-1	2-2	11	4	10	1	1	0	0	23
HICKEY, Anthony G	5-16	2-9	0-0	1	3	12	0	0	0	0	36
STRINGER, Andre G	1-11	0-7	2-2	5	3	4	5	1	0	2	28
TURNER, Ralston G	5-8	1-2	1-1	3	1	12	1	2	0	0	36
BASS, Chris	1-2	0-1	0-0	3	0	2	2	1	0	0	18
WHITE, Malcolm	0-1	0-0	0-0	0	1	0	0	0	0	0	5
LUDWIG, Eddie	0-2	0-0	4-4	2	1	4	0	1	0	0	9
COURTNEY, Jalen	0-1	0-1	0-0	0	0	0	0	0	0	0	1
WARREN, Storm	6-8	0-0	1-1	3	1	13	0	0	2	2	0
ISAAC, John	0-0	0-0	0-0	0	0	0	0	0	0	0	1
Team				3							
TOTALS	24-65	3-21	10-10	37	18	61	9	6	4	3	200

F6%	1st Half 12-29	41.4%	2nd half: 12-36	33.3%	Game: 36.9%	DB
3F6%	1st Half 1-7	14.3%	2nd half: 2-14	14.3%	Game: 14.3%	Reb
FT%	1st Half 2-2	100.0%	2nd half: 8-8	100.0%	Game: 100.0%	0,1

VANDERBILT	FG-A	3FG-A	FT-A	REB	PF	TP	A	TO	BLK	S	MIN
GOULBOURNE, L. F	1-6	0-3	1-2	5	2	3	0	0	0	0	19
TAYLOR, Jeffrey F	8-13	3-5	0-0	6	1	19	2	1	0	2	34
EZELL, Festus C	8-10	0-0	5-10	2	3	21	0	2	0	0	27
TINSELY, Brad G	3-5	0-1	3-4	3	0	9	5	4	1	0	26
JENKINS, John G	5-9	4-7	6-7	2	0	20	1	0	0	0	33
JOHNSON, Kedren	0-1	0-1	0-0	2	0	0	3	1	0	0	14
FULLER, Kyle	0-0	0-0	0-0	0	0	1	0	0	0	0	1
PARKER, Dai-Jon	0-3	0-2	0-0	0	1	0	0	0	0	0	11
TCHIENGANG, Steve	1-3	0-0	0-0	4	1	2	1	1	0	0	13
MOATS, Shelby	0-0	0-0	0-0	0	0	0	0	0	0	0	1
SIKAM, James	1-1	0-0	0-0	0	1	2	0	0	0	0	1
ODUM, Rod	0-3	0-1	0-0	6	1	0	1	0	0	1	20
TOTALS	27-54	7-20	15-23	37	10	76	14	7	3	3	200

F6%	1st Half 12-31	38.7%	2nd half: 15-23	65.2%	Game: 50.0%	DB
3F6%	1st Half 3-12	25.0%	2nd half: 4-8	50.0%	Game: 35.0%	Reb
FT%	1st Half 0-1	0.0%	2nd half: 15-22	68.2%	Game: 65.2%	1

Officials: Antinio Petty, Mike Kitts, John Hampton
Attendance: 13,610

LSU	27-34	-61
Vandy	27-48	-76

Game 24 - LSU 67, Alabama 58 2/12/12 6 p.m. at Maravich Center (Baton Rouge, La.)

ALABAMA	FG-A	3FG-A	FT-A	REB	PF	TP	A	TO	BLK	S	MIN
JACOBS, Nick F	6-11	0-0	2-3	4	1	14	0	2	0	1	23
LACEY, Trevor G	1-4	1-3	0-0	2	3	3	2	0	0	0	36
ELEEN, Ben G	0-5	0-0	0-0	5	4	0	3	2	0	1	29
RANDOLPH, Levi G	1-6	0-1	2-4	5	3	4	1	3	0	1	33
COOPER, Rodney G	10-19	3-9	5-6	3	2	28	1	2	0	5	38
HANKERSON, C.	1-6	1-4	0-0	4	2	3	2	1	0	1	19
ENGSTROM, Carl	2-2	0-0	0-0	2	2	4	2	0	1	0	18
GUYEY, Moussa	1-1	0-0	0-0	1	1	2	0	2	0	0	4
Team				1							
TOTALS	22-54	5-17	9-13	27	18	58	11	13	1	9	200

F6%	1st Half 7-23	30.4%	2nd half: 15-31	48.4%	Game: 40.7%	DB
3F6%	1st Half 0-7	0.0%	2nd half: 5-10	50.0%	Game: 29.4%	Reb
FT%	1st Half 1-3	33.3%	2nd half: 8-10	80.0%	Game: 69.2%	2

LSU	FG-A	3FG-A	FT-A	REB	PF	TP	A	TO	BLK	S	MIN
O'BRYANT III, J. F	5-9	0-0	7-9	9	1	17	3	2	0	1	29
HAMILTON, Justin C	9-12	0-1	3-3	6	0	21	1	2	1	2	35
HICKEY, Anthony G	1-2	1-2	1-2	5	3	4	5	1	0	1	30
STRINGER, Andre G	5-11	1-5	4-5	1	1	15	2	1	0	1	35
TURNER, Ralston G	1-5	0-3	0-0	4	4	2	3	2	0	0	34
BASS, Chris	0-3	0-0	0-0	1	0	0	1	0	0	1	10
WHITE, Malcolm	0-0	0-0	0-0	0	0	0	0	0	0	0	1
LUDWIG, Eddie	0-0	0-0	0-0	0	1	0	1	0	0	0	5
COURTNEY, Jalen	0-1	0-0	0-0	0	0	0	0	0	0	0	2
WARREN, Storm	1-4	0-0	0-0	1	0	2	2	1	0	0	9
ISAAC, John	2-2	0-0	2-2	1	1	6	0	2	1	0	10
Team				6							
TOTALS	24-49	2-11	17-21	34	11	67	15	13	2	5	200

F6%	1st Half 11-26	42.3%	2nd half: 13-23	56.5%	Game: 49.0%	DB
3F6%	1st Half 1-6	16.7%	2nd half: 1-5	20.0%	Game: 18.2%	Reb
FT%	1st Half 8-10	80.0%	2nd half: 9-11	81.8%	Game: 81.0%	1,1

Officials: Doug Strimons, Mike Thibodeaux, Lee Cassell
Attendance: 10,282

Alabama	15-43	-58
LSU	31-36	-67

Game 25 - LSU 69, Mississippi State 67 (ot) 2/14/12 8 p.m. at Maravich Center (Baton Rouge, La.)

MISSISSIPPI STATE	FG-A	3FG-A	FT-A	REB	PF	TP	A	TO	BLK	S	MIN
SIDNEY, Renardo F	6-12	1-2	0-0	4	2	13	0	3	0	0	28
MOULTRIE, Amett F	3-9	0-1	4-6	11	3	10	1	6	0	1	37
BOST, Dee G	6-13	3-8	0-0	3	1	15	5	5	0	1	42
HOOD, Rodney G	6-11	2-3	0-0	8	1	14	0	2	0	0	40
BRYANT, Brian G	4-8	0-0	1-2	5	3	9	2	2	0	5	30
STEELE, Jalen	4-0	0-3	0-0	2	3	0	0	0	0	0	17
SMITH, Shaun	0-0	0-0	0-0	0	0	0	0	0	0	0	2
LEWIS, Wendell	2-2	0-0	0-0	8	4	4	0	1	1	1	25

2011-12 Box Scores

Game 28 - Ole Miss 72, LSU 48

2/25/12 12:47 p.m. at Oxford, Miss. (Tad Smith Coliseum)

LSU	FG-A	3FG-A	FT-A	REB	PF	TP	A	TO	BLK	S	MIN
O'BRYANT, Johnny F	4-9	0-0	1-2	11	3	9	0	4	0	1	28
HAMILTON, Justin C	1-4	0-0	0-3	6	0	2	1	3	0	3	28
HICKEY, Anthony G	1-7	1-5	0-0	3	2	3	2	3	0	1	33
STRINGER, Andre G	3-11	2-7	2-2	1	3	10	3	1	0	2	34
TURNER, Ralston G	2-8	0-5	0-0	1	5	4	2	1	1	0	25
BASS, Chris	1-2	0-1	0-0	2	3	2	0	1	0	1	12
WHITE, Malcolm	1-3	0-0	0-1	2	4	2	0	1	0	1	11
LUDWIG, Eddie	0-1	0-1	0-0	1	0	1	0	0	0	0	5
WARREN, Storm	4-8	0-0	5-6	4	2	13	0	0	0	0	13
ISAAC, John	1-5	1-4	0-0	0	1	3	2	1	0	0	11
Team				6	2						
TOTALS	18-58	4-23	8-14	36	26	48	10	15	18	200	

FG%	1st Half 10-27	37.0%	2nd half: 8-31	25.8%	Game: 31.0%	DB
3FG%	1st Half 2-9	22.2%	2nd half: 2-14	14.3%	Game: 17.4%	Reb
FT%	1st Half 2-7	28.6%	2nd half: 6-7	85.7%	Game: 57.1%	3

OLE MISS	FG-A	3FG-A	FT-A	REB	PF	TP	A	TO	BLK	S	MIN
HENRY, Terrance F	7-12	1-2	6-7	2	0	21	1	3	1	2	29
BUCKNER, Reginald F	2-4	0-0	3-6	11	5	7	2	1	1	1	23
HOLLOWAY, Murphy F	3-9	0-0	3-3	6	0	9	3	1	2	2	32
WILLIAMS, Nick G	7-10	3-5	1-2	2	2	18	0	0	0	1	36
SUMMERS, Jarvis G	2-6	0-0	0-2	1	4	4	2	1	0	0	17
COX, Demarcus	0-0	0-0	1-1	3	0	1	0	0	1	9	
WHITE, LADARIUS	1-3	0-0	3-3	2	3	1	0	0	0	10	
ANKLEFIK, Maurice	0-0	0-0	0-0	0	0	0	0	0	0	1	
NORMAN, Will	0-0	0-0	0-0	0	0	0	0	0	0	1	
JONES, Aaron	0-1	0-0	0-0	4	1	1	0	0	1	16	
KENDRICK, Jelani	1-4	0-0	5-6	4	3	7	3	1	0	0	26
TOTALS	23-49	4-7	22-34	37	18	72	13	11	4	8	200

FG%	1st Half 12-24	50.0%	2nd half: 11-25	44.0%	Game: 46.9%	DB
3FG%	1st Half 3-4	75.0%	2nd half: 1-3	33.3%	Game: 57.1%	Reb
FT%	1st Half 7-9	77.8%	2nd half: 15-25	60.0%	Game: 64.7%	8

Officials: Tony Greene, Ron Groover, Bruce Benedict
 Technical Fouls: LSU-TEAM 2 Ole Miss - none
 Attendance: 6,246

LSU	24-24	- 48
Ole Miss	34-38	- 72

Game 29 - Tennessee 74, LSU 69 (ot)

2/29/12 8 p.m. at Maravich Center (Baton Rouge, La.)

TENNESSEE	FG-A	3FG-A	FT-A	REB	PF	TP	A	TO	BLK	S	MIN
STOKES, Jarnell F	9-10	0-0	0-0	7	3	18	0	1	1	2	36
MAYMON, Jeronne F	3-9	0-0	8-10	5	4	14	2	2	0	1	30
GOLDEN, Trae G	2-9	1-2	9-9	5	1	14	4	6	0	1	41
MCBEE, Skylar G	1-2	1-1	0-0	1	0	3	2	2	0	2	19
TATUM, Cameron G	3-5	1-2	2-3	4	3	9	1	2	0	2	27
MAKANJUOLA, Y.	2-3	0-0	0-0	1	5	4	0	0	1	0	12
RICHARDSON, Josh	0-0	0-0	0-0	2	0	0	1	1	1	1	16
MILLER, Dwight	1-2	1-1	0-0	1	2	3	1	0	0	1	8
McRae, Jordan	4-9	1-3	0-0	4	1	9	1	1	1	0	36
Team				1							
TOTALS	25-49	5-9	19-22	39	21	74	11	15	4	10	225

FG%	1st Half 10-24	41.7%	2nd half: 12-18	66.7%	Game: 51.0%	DB
3FG%	1st Half 4-7	57.1%	2nd half: 0-0	0.0%	Game: 55.6%	Reb
FT%	1st Half 0-0	0.0%	2nd half: 12-15	80.0%	Game: 86.4%	2

LSU	FG-A	3FG-A	FT-A	REB	PF	TP	A	TO	BLK	S	MIN
WHITE, MALCOLM F	2-4	0-0	3-4	0	4	7	0	1	1	0	13
LUDWIG, Eddie F	0-0	0-0	0-0	1	2	0	1	2	1	0	10
WARREN, Storm F	4-10	0-1	0-0	8	0	8	1	1	2	0	20
BASS, Chris G	0-0	0-0	0-0	0	2	0	1	2	0	1	12
TURNER, Ralston G	1-4	1-2	1-2	2	4	4	1	2	1	0	28
HICKEY, Anthony G	4-9	4-7	0-0	3	2	12	3	2	0	1	34
O'BRYANT III, Johnny	5-9	0-0	1-3	4	2	11	0	1	0	0	24
STRINGER, Andre	1-4	0-1	4-6	0	2	6	3	1	0	0	32
ISAAC, John	2-3	0-0	0-0	1	0	4	1	1	0	1	20
HAMILTON, Justin	5-13	0-2	7-8	9	3	17	0	1	2	1	32
Team				2							
TOTALS	24-56	5-13	16-23	32	19	69	11	13	8	4	225

FG%	1st Half 13-25	52.0%	2nd half: 9-26	34.6%	Game: 42.9%	DB
3FG%	1st Half 1-3	33.3%	2nd half: 3-7	42.9%	Game: 38.5%	Reb
FT%	1st Half 8-10	80.0%	2nd half: 4-7	57.1%	Game: 69.6%	3

Officials: Doug Shows, Mike Nance, Jamie Luckie
 Attendance: 10,476

Tennessee	24-36	14 - 74
LSU	35-25	9 - 69

Game 30 - Auburn 67, LSU 52

2/3/12 1 p.m. at Auburn Arena (Auburn, Ala.)

LSU	FG-A	3FG-A	FT-A	REB	PF	TP	A	TO	BLK	S	MIN
O'BRYANT, Johnny F	1-9	0-0	1-2	8	2	3	1	5	0	2	25
HAMILTON, Justin C	1-7	0-1	2-3	4	2	4	1	3	0	0	29
HICKEY, Anthony G	2-7	2-3	2-3	4	4	8	2	1	0	1	31
STRINGER, Andre G	2-6	2-4	0-0	1	4	6	2	3	0	1	26
ISAAC, John G	3-3	2-2	1-2	2	2	9	1	0	0	1	21
BASS, Chris	1-1	1-1	0-0	1	0	3	1	0	0	1	7
WHITE, Malcolm	2-3	0-0	0-1	2	1	4	0	3	0	0	9
LUDWIG, Eddie	0-0	0-0	0-0	2	1	0	0	1	1	0	4
TURNER, Ralston G	5-11	2-6	2-3	4	4	14	3	1	0	1	34
WARREN, Storm	0-3	0-0	1-3	5	3	1	2	0	0	0	14
Team				2							
TOTALS	17-50	9-17	9-17	34	23	52	13	17	2	7	200

FG%	1st Half 9-24	37.5%	2nd half: 8-26	30.8%	Game: 34.0%	DB
3FG%	1st Half 5-6	83.3%	2nd half: 4-11	36.4%	Game: 52.9%	Reb
FT%	1st Half 8-9	88.9%	2nd half: 3-8	37.5%	Game: 52.9%	2

AUBURN	FG-A	3FG-A	FT-A	REB	PF	TP	A	TO	BLK	S	MIN
GABRIEL, Kenny F	6-15	2-8	0-0	5	2	14	1	2	1	3	36
FORBES, Adrian F	0-2	0-0	0-2	2	3	0	0	1	0	0	16
CHUBB, Rob C	1-3	0-0	2-2	7	3	4	2	1	0	0	20
NEYSMITH, Tony G	0-1	0-0	0-0	3	0	0	3	2	0	0	18
SULLIVAN, Frankie G	7-12	1-3	7-8	5	4	22	1	2	0	2	28
DENSON, Chris	2-4	0-1	8-12	2	1	12	0	1	0	2	26
WALLACE, Josh	1-2	0-0	4-4	3	3	6	4	1	0	0	22
RICE, T.J.	0-2	0-1	0-0	0	1	0	0	0	0	0	1
ORUM, Jake	0-0	0-0	2-2	0	0	2	0	0	0	1	1
JOHNSON, Noel	1-3	1-3	0-0	1	3	0	0	0	0	0	14
SPENCER, Dylan	0-0	0-0	0-0	0	0	0	0	0	0	0	1
MOUSSIL, Willy	2-3	0-0	0-1	7	1	4	0	0	0	0	17
TOTALS	20-47	4-16	23-31	36	19	67	11	10	1	8	200

FG%	1st Half 12-23	52.2%	2nd half: 8-24	33.3%	Game: 42.6%	DB
3FG%	1st Half 3-10	30.0%	2nd half: 1-6	16.7%	Game: 25.0%	Reb
FT%	1st Half 7-8	87.5%	2nd half: 16-23	69.6%	Game: 74.2%	4

Officials: J. B. Caldwell, Bert Smith, Lee Cassell
 Technical Fouls: LSU - None. Auburn - None
 Attendance: 8,030

LSU	29-23	- 52
Auburn	34-33	- 67

Game 31 - LSU 70, Arkansas 54

3/8/12 Noon at SEC Tournament (New Orleans, La., NO Arena)

ARKANSAS	FG-A	3FG-A	FT-A	REB	PF	TP	A	TO	BLK	S	MIN
ABRON, Bevonta F	2-5	0-0	0-0	2	3	4	0	0	0	2	13
SANCHEZ, Michael F	2-5	0-0	3-3	0	3	7	0	1	0	0	23
WADE, Marducas G	3-7	3-5	0-0	2	3	9	2	1	0	2	32
SCOTT, Rickey G	0-2										



Andre Stringer



Eddie Ludwig

2011-12 Overall Season Statistics

Record - 18-15, Home 11-4, Away 4-9, Neutral 3-2

NO.	PLAYER	GP-GS	MIN-AVG	FG-FGA	FG%	3FG-FGA	3FG%	FT-FTA	FT%	REBOUNDS			PF-DQ	A	TO	BLK	ST	PTS-AVG
										OFF	DEF	TOT-AVG						
41	HAMILTON, Justin	33-32	990-30.0	158-320	.494	3-12	.250	107-137	.781	109	129	238-7.2	83-2	30	57	43	25	426-12.9
10	STRINGER, Andre	28-24	903-32.2	90-258	.349	44-139	.317	60-73	.822	15	42	57-2.0	56-0	76	49	0	37	284-10.1
22	TURNER, Ralston	33-32	957-29.0	102-276	.370	51-137	.372	46-61	.754	11	87	98-3.0	81-3	53	58	8	18	301-9.1
1	HICKEY, Anthony	33-31	1030-31.2	112-292	.384	44-140	.314	26-47	.553	28	91	119-3.6	79-2	125	63	5	69	294-8.9
2	O'BRYANT III, Johnny	28-17	600-21.4	91-228	.399	2-12	.167	55-88	.625	86	101	187-6.7	58-2	11	66	21	15	239-8.5
24	WARREN, Storm	33-16	638-19.3	112-249	.450	0-2	.000	48-69	.696	63	104	167-5.1	81-2	18	30	28	30	272-8.2
5	WHITE, Malcolm	29-1	285-9.8	42-91	.462	0-0	.000	15-36	.417	23	38	61-2.1	38-0	5	20	8	5	99-3.4
32	ISAAC, John	31-2	441-14.2	30-89	.337	8-28	.286	16-21	.762	8	29	37-1.2	37-0	33	30	3	5	84-2.7
14	COURTNEY, Jalen	20-0	139-7.0	17-48	.354	10-27	.370	2-2	1.000	5	19	24-1.2	15-0	4	2	2	1	46-2.3
13	LUDWIG, Eddie	29-8	291-10.0	19-53	.358	5-19	.263	15-18	.833	12	43	55-1.9	37-0	11	14	8	6	58-2.0
4	BASS, Chris	32-2	413-12.9	17-37	.459	6-14	.429	11-26	.423	7	42	49-1.5	24-0	49	33	1	21	51-1.6
55	DEL PIERO, Andrew	4-0	12-3.0	1-6	.167	0-0	.000	1-4	.250	2	0	2-0.5	1-0	0	2	1	0	3-0.8
12	MARTIN, Ronald	1-0	1-1.0	0-0	.000	0-0	.000	0-0	.000	0	0	0-0.0	0-0	0	0	0	0	0-0.0
Team										65	58	123	2		5			
TOTAL		33	6700	791-1947	.406	173-530	.326	402-582	.691	434	783	1217-36.9	592-11	415	429	128	232	2157-65.4
OPPONENTS		33	6700	745-1775	.420	174-545	.319	455-660	.689	357	821	1178-35.7	592	337	483	132	249	2119-64.2

Score by Periods	1st	2nd	OT	Totals
LSU	1009	1113	35	2157
Opponents	973	1111	35	2119

2011-12 SEC Statistics

Record - 7-9, Home 6-2, Away 1-7

NO.	PLAYER	GP-GS	MIN-AVG	FG-FGA	FG%	3FG-FGA	3FG%	FT-FTA	FT%	REBOUNDS			PF-DQ	A	TO	BLK	ST	PTS-AVG
										OFF	DEF	TOT-AVG						
41	HAMILTON, Justin	16-15	502-31.4	82-167	.491	3-9	.333	52-66	.788	48	70	118-7.4	44-2	12	30	18	16	219-13.7
01	HICKEY, Anthony	16-14	501-31.3	58-136	.426	27-71	.380	9-16	.563	15	42	57-3.6	39-1	55	27	1	25	152-9.5
10	STRINGER, Andre	16-12	519-32.4	47-151	.311	19-78	.244	34-43	.791	9	23	32-2.0	35-0	47	24	0	14	147-9.2
02	O'BRYANT III, Johnny	11-8	260-23.6	39-99	.394	0-3	.000	18-31	.581	36	45	81-7.4	23-0	4	32	11	7	96-8.7
24	WARREN, Storm	16-8	312-19.5	54-120	.450	0-1	.000	22-33	.667	31	54	85-5.3	32-0	9	13	15	10	130-8.1
22	TURNER, Ralston	16-15	480-30.0	44-123	.358	18-55	.327	22-32	.688	7	42	49-3.1	43-2	26	24	5	6	128-8.0
32	ISAAC, John	15-2	207-13.8	16-39	.410	4-13	.308	9-12	.750	1	8	9-0.6	21-0	13	15	2	3	45-3.0
05	WHITE, Malcolm	13-1	126-9.7	14-31	.452	0-0	.000	6-16	.375	8	17	25-1.9	17-0	2	6	2	2	34-2.6
13	LUDWIG, Eddie	14-3	110-7.9	7-18	.389	1-2	.500	9-10	.900	4	15	19-1.4	15-0	5	7	4	1	24-1.7
04	BASS, Chris	16-2	199-12.4	8-19	.421	4-8	.500	3-11	.273	2	21	23-1.4	12-0	23	18	0	7	23-1.4
14	COURTNEY, Jalen	9-0	56-6.2	5-17	.294	1-9	.111	0-0	.000	1	4	5-0.6	7-0	1	1	1	0	11-1.2
55	DEL PIERO, Andrew	1-0	2-2.0	0-0	.000	0-0	.000	1-2	.500	0	0	0-0.0	1-0	0	0	0	0	1-1.0
12	MARTIN, Ronald	1-0	1-1.0	0-0	.000	0-0	.000	0-0	.000	0	0	0-0.0	0-0	0	0	0	0	0-0.0
Team										29	28	57	2		1			
TOTAL		16	3275	374-920	.407	77-249	.309	185-272	.680	191	369	560-35.0	292-5	197	198	59	91	1010-63.1
OPPONENTS		16	3275	379-860	.441	81-246	.329	228-342	.667	173	404	577-36.1	276	170	209	64	118	1067-66.7

Score by Periods	1st	2nd	OT	Totals
LSU	473	508	29	1010
Opponents	463	579	25	1067



Jalen Courtney



Johnny O'Bryant III

DATE	OPPONENT	SCORE	ATTENDANCE	LOC	HIGH SCORER	HIGH REBOUNDER
11/12/11	NICHOLLS	W, 96-74	7,124	H	Anthony Hickey 14	Johnny O'Bryant III 8
11/15/11	at Coastal Carolina	L, 63-73	1,039	A	Ralston Turner 15	Storm Warren 9
11/17/11	^vs. Northwestern	L, 82-88	2,532	N	Johnny O'Bryant III 21	Johnny O'Bryant III 8
11/18/11	^vs. Western Kentucky	W, 76-57	1,711	N	Justin Hamilton 18	Justin Hamilton 9
11/20/11	^vs. Georgia Tech	W, 59-50	2,112	N	Anthony Hickey (20)	Justin Hamilton 9
11/23/11	SOUTH ALABAMA	L, 75-79 (ot)	6,721	H	Andre Stringer (20)	Johnny O'Bryant III 8
11/29/11	at Houston	W, 59-58	4,257	A	Andre Stringer (13)	O'Bryant III, Hamilton 7
12/3/11	#at Rutgers	W, 55-50	5,534	A	Andre Stringer 13	Johnny O'Bryant III 6
12/10/11	BOISE STATE	W, 64-45	7,398	H	Justin Hamilton 14	Eddie Ludwig 9
12/15/11	UC IRVINE	W, 66-59	7,469	H	Justin Hamilton 14	Justin Hamilton 11
12/19/11	MARQUETTE	W, 67-59	8,630	H	Ralston Turner 22	Justin Hamilton 7
12/22/11	at North Texas	W, 67-58	6,838	A	Storm Warren 15	Johnny O'Bryant III 10
12/29/11	GRAMBLING	W, 69-37	8,612	H	Jalen Courtney 14	Ludwig, Bass, Hamilton 7
1/2/12	VIRGINIA	L, 52-57	8,810	H	Justin Hamilton 21	Justin Hamilton 9
1/7/12	*OLE MISS	W, 81-55	7,176	H	Justin Hamilton 23	Justin Hamilton 16
1/11/12	*at Alabama	L, 53-69	14,245	A	Andre Stringer 13	Justin Hamilton 6
1/14/12	*at Arkansas	L, 60-69	14,359	A	Justin Hamilton 20	Storm Warren 9
1/17/12	*AUBURN	W, 65-68 (ot)	8,052	H	Anthony Hickey 18	Justin Hamilton 8
1/21/12	*at Florida	L, 64-76	12,198	A	Justin Hamilton 27	Justin Hamilton 8
1/25/12	*at Mississippi State	L, 71-76	9,925	A	Andre Stringer 17	Justin Hamilton 5
1/28/12	*KENTUCKY	L, 50-74	11,631	H	Johnny O'Bryant III 12	Johnny O'Bryant III 9
2/4/12	*ARKANSAS	W, 71-65	9,532	H	Ralston Turner 16	O'Bryant III, Hamilton 11
2/8/12	*at Vanderbilt	L, 61-76	13,610	A	Storm Warren 13	Justin Hamilton 11
2/11/12	*ALABAMA	W, 67-58	10,282	H	Justin Hamilton 21	Johnny O'Bryant III 9
2/14/12	*MISSISSIPPI STATE	W, 69-67 (ot)	8,565	H	Ralston Turner 17	Storm Warren 11
2/18/12	*at South Carolina	W, 68-58	10,092	A	Justin Hamilton 18	Storm Warren 8
2/22/12	*GEORGIA	W, 61-53	9,612	H	Andre Stringer 18	Justin Hamilton 9
2/25/12	*at Ole Miss	L, 48-72	6,246	A	Storm Warren 13	Johnny O'Bryant III 11
2/29/12	*TENNESSEE	L, 69-74 (ot)	10,476	H	Justin Hamilton 17	Justin Hamilton 9
3/3/12	*at Auburn	L, 52-67	8,030	A	Ralston Turner 14	Johnny O'Bryant III 8
3/8/12	%vs. Arkansas	W, 70-54	10,703	N	Johnny O'Bryant III 18	Johnny O'Bryant III 11
3/9/12	%vs. Kentucky	L, 51-60	18,207	N	Storm Warren 14	Justin Hamilton 7
3/13/12	&at Oregon	L, 76-96	5,158	A	Justin Hamilton 21	Justin Hamilton 9

*Charleston Classic *Conference Games
% SEC Tournament - Atlanta, Ga. &NIT

Big East/SEC Challenge

Individual Superlatives

POINTS

27	– Justin Hamilton, at Florida (1/21/12)
23	– Justin Hamilton, vs. Ole Miss (1/7/12)
22	– Ralston Turner, vs. Marquette (12/19/11)
21	– Justin Hamilton, at Oregon (3/13/12)
21	– Justin Hamilton, vs. Alabama (2/11/12)
21	– Justin Hamilton, vs. Virginia (1/2/12)
21	– Johnny O'Bryant III, vs. Northwestern (11/17/11)

FIELD GOALS MADE

13	– Justin Hamilton, at Florida (1/21/12)
9	– Justin Hamilton, vs. Alabama (2/11/12)
9	– Justin Hamilton, vs. Ole Miss (1/7/12)
9	– Justin Hamilton, vs. Virginia (1/2/12)
8	– Justin Hamilton, at Arkansas (1/14/12)
8	– Anthony Hickey, vs. Georgia Tech (11/20/11)

FIELD GOAL ATTEMPTS

22	– Justin Hamilton, at Florida (1/21/12)
17	– Justin Hamilton, at Arkansas (1/14/12)
17	– Ralston Turner, vs. UC Irvine (12/15/11)

FIELD GOAL PERCENTAGE (MIN. 5 MADE)

.833 (5-6)	– Justin Hamilton, vs. Arkansas (3/8/12)
.833 (5-6)	– Malcolm White, at North Texas (12/22/11)
.833 (5-6)	– Johnny O'Bryant III vs. Boise State (12/10/11)
.833 (5-6)	– Justin Hamilton, vs. South Alabama (11/23/11)

3 POINT FIELD GOALS MADE

4	– 8 times (2 by Ralston Turner; 4 by Anthony Hickey; 1 by Andre Stringer; 1 by Jalen Courtney)
---	--

3 POINT FIELD GOAL ATTEMPTS

9	– Andre Stringer, vs. Georgia (2/22/12)
9	– Anthony Hickey, at Vanderbilt (2/8/12)
8	– Ralston Turner, vs. Northwestern (11/17/11)

Team Superlatives

POINTS

High:	96	– vs. Nicholls (11/12/11)
	82	– vs. Northwestern (11/17/11)
	81	– vs. Ole Miss (1/7/12)
	76	– at Oregon (3/13/12)
	76	– vs. Western Kentucky (11/18/11)
Low:	48	– at Ole Miss (2/25/12)
	50	– vs. Kentucky (1/28/12)
	51	– vs. Kentucky (3/9/12)
	52	– vs. Virginia (1/2/12)
	52	– at Auburn (3/3/12)

FIELD GOALS MADE

High:	30	– vs. Nicholls (11/12/11)
	29	– vs. Ole Miss (1/7/12)
	29	– vs. Grambling (12/29/11)
	29	– at North Texas (12/22/11)
Low:	17	– at Auburn (3/3/12)
	18	– at Ole Miss (2/25/12)
	19	– at Alabama (1/11/12)
	19	– vs. Georgia (2/22/12)

FIELD GOAL ATTEMPTS

High:	71	– vs. Grambling, (12/29/12)
	71	– vs. Nicholls, (11/21/11)
	69	– at Arkansas (1/14/12)
Low:	43	– vs. Marquette (12/19/11)
	45	– vs. Georgia (2/22/12)
	48	– vs. Virginia (1/2/12)

FIELD GOAL PERCENTAGE

High:	.535 (23-43)	– vs. Marquette (12/19/11)
	.500 (26-52)	– vs. Boise State (12/10/11)
	.500 (25-50)	– vs. Arkansas (3/8/12)
Low:	.294 (20-68)	– vs. Kentucky (3/9/12)
	.310 (18-58)	– at Ole Miss (2/25/12)
	.313 (21-67)	– vs. UC Irvine (12/15/11)

3 PT FIELD GOALS MADE

High:	11	– at Mississippi State, 1/25/12
	11	– vs. Nicholls (11/12/11)
	9	– at Auburn (3/9/12)
Low:	1	– at North Texas (12/22/11)

3 POINT FIELD GOAL PERCENTAGE (MIN. 3 MADE)

.800 (4-5)	– Anthony Hickey, vs. Ole Miss (1/7/12)
.800 (4-5)	– Ralston Turner, vs. Marquette (12/19/11)
.750 (3-4)	– Andre Stringer, vs. Arkansas (3/8/12)
.750 (3-4)	– Ralston Turner, at South Carolina (2/18/12)
.750 (3-4)	– Ralston Turner, at Mississippi State (1/25/12)
.750 (3-4)	– Ralston Turner, vs. Grambling (12/29/11)

FREE THROWS MADE

10	– Johnny O'Bryant III, vs. Northwestern (11/17/11)
9	– Justin Hamilton, at Oregon (3/13/12)
9	– Johnny O'Bryant III, vs. Northwestern (11/17/11)
8	– Justin Hamilton, at South Carolina (2/18/12)
8	– Justin Hamilton, vs. Western Kentucky (11/18/11)

FREE THROWS ATTEMPTED

17	– Johnny O'Bryant III, vs. Arkansas (3/8/12)
11	– Johnny O'Bryant III, vs. Northwestern (11/17/11)
9	– Justin Hamilton, at Oregon (3/13/12)
9	– Johnny O'Bryant III, vs. Alabama (2/11/12)

FREE THROW PERCENTAGE (MIN. 5 MADE)

1.000 (9-9)	– Justin Hamilton, at Oregon (3/13/12)
1.000 (8-8)	– Justin Hamilton, at South Carolina (2/18/12)
1.000 (8-8)	– Justin Hamilton, vs. Western Kentucky (11/18/11)
1.000 (6-6)	– Justin Hamilton, at Alabama (1/11/12)
.875 (7-8)	– 3 times (2 by Justin Hamilton; 1 by Ralston Turner)

REBOUNDS

16	– Justin Hamilton, vs. Ole Miss (1/7/12)
11	– Johnny O'Bryant III, vs. Arkansas (3/8/12)
11	– Johnny O'Bryant III, at Ole Miss (2/25/12)
11	– Storm Warren, vs. Mississippi State (2/14/12)
11	– Justin Hamilton, at Vanderbilt (2/8/12)
11	– Johnny O'Bryant III vs. Arkansas (2/4/12)
11	– Justin Hamilton, vs. Arkansas (2/4/12)

1	– vs. Kentucky (1/28/12)
2	– vs. Boise State (12/10/11)
2	– vs. Arkansas (2/4/12)
2	– vs. Alabama (2/11/12)

3PT FIELD GOAL ATTEMPTS

High:	24	– vs. Nicholls (11/21/11)
	23	– at Ole Miss (2/25/12)
	21	– four times
Low:	9	– vs. Kentucky (1/28/12)
	10	– three times

3PT FIELD GOAL PERCENTAGE

High:	.636 (7-11)	– vs. Marquette (12/19/11)
	.529 (9-17)	– at Auburn (3/3/12)
	.524 (11-21)	– at Mississippi State (1/25/12)
Low:	.091 (1-11)	– at North Texas (12/22/11)
	.111 (1-9)	– vs. Kentucky (1/28/12)
	.143 (3-21)	– at Vanderbilt (2/8/12)

FREE THROWS MADE

High:	25	– vs. Nicholls (11/12/11)
	22	– vs. Northwestern (11/17/11)
	21	– vs. Arkansas (2/4/12)
Low:	3	– vs. Grambling (12/29/11)
	3	– at Florida (1/21/12)
	5	– vs. Virginia (1/2/12)

FREE THROW ATTEMPTS

High:	33	– vs. Arkansas (2/4/12)
	31	– vs. Nicholls (11/12/11)
	30	– vs. Georgia (2/22/12)
Low:	5	– vs. Grambling (12/29/11)
	5	– at Florida (1/21/12)
	8	– vs. Virginia (1/2/12)

FREE THROW PERCENTAGE

High:	1.000 (10-10)	– at Vanderbilt (2/8/12)
	.900 (9-10)	– vs. Georgia Tech (11/20/11)
	.846 (22-26)	– vs. Northwestern (11/17/11)
Low:	.519 (14-27)	– vs. Marquette (12/19/11)
	.526 (10-19)	– vs. Boise State (12/10/11)
	.529 (9-17)	– at Auburn (3/3/12)

11	– Storm Warren, vs. Ole Miss (1/7/12)
11	– Justin Hamilton, vs. UC Irvine (12/15/11)

ASSISTS

7	– Anthony Hickey, vs. Arkansas (3/8/12)
7	– Anthony Hickey, at South Carolina (2/18/12)
7	– Anthony Hickey, vs. Ole Miss (1/7/12)
6	– Andre Stringer, at Oregon (3/13/12)
6	– Anthony Hickey, 5 times

STEALS

5	– Anthony Hickey, vs. Kentucky (3/9/12)
5	– Ralston Turner, vs. Georgia Tech (11/20/11)
4	– Andre Stringer, vs. Kentucky (3/9/12)
4	– Justin Hamilton, vs. Mississippi State (2/14/12)
4	– Anthony Hickey, vs. Grambling (12/29/11)
4	– Anthony Hickey, at North Texas (12/22/11)
4	– Anthony Hickey, vs. Marquette (12/19/11)
4	– Chris Bass, vs. Marquette (12/19/11)
4	– Anthony Hickey, at Houston (11/29/11)
4	– Anthony Hickey, vs. Nicholls (11/12/11)
4	– Andre Stringer, vs. Nicholls (11/12/11)

BLOCKED SHOTS

4	– Justin Hamilton, vs. Arkansas (2/4/12)
4	– Justin Hamilton, vs. Virginia (1/2/12)
3	– Justin Hamilton, vs. Kentucky (3/9/12)
3	– Storm Warren, vs. Arkansas (3/8/12)
3	– Storm Warren, vs. Arkansas (2/4/12)
3	– Justin Hamilton, at Arkansas (1/14/12)
3	– Justin Hamilton, at Rutgers (12/3/11)

REBOUNDS

High:	51	– vs. Grambling (12/29/11)
	50	– vs. UC Irvine (12/15/11)
	46	– at Arkansas (1/14/12)
	46	– vs. Western Kentucky (11/18/11)
Low:	26	– vs. Virginia (1/2/12)
	26	– at Mississippi State (1/25/12)
	29	– at Alabama (1/11/12)
	29	– at Florida (1/21/12)
	29	– vs. Kentucky (1/28/12)

ASSISTS

High:	20	– vs. Grambling (12/29/11)
	20	– vs. Nicholls (11/12/11)
	18	– at Oregon (3/13/12)
	18	– at South Carolina (2/18/12)
	18	– vs. Auburn (1/17/12)
Low:	5	– at North Texas (12/22/11)
	8	– at Coastal Carolina (11/15/11)
	8	– at Alabama (1/11/12)
	8	– vs. Georgia (2/22/12)

STEALS

High:	15	– vs. Mississippi State (2/14/12)
	14	– vs. Nicholls (11/12/11)
	13	– vs. Kentucky (3/9/12)
Low:	1	– at Florida (1/21/12)
	2	– vs. Kentucky (1/28/12)
	3	– at Vanderbilt (2/8/12)
	3	– at Oregon (3/13/12)

BLOCKED SHOTS

High:	12	– vs. Arkansas (2/4/12)
	8	– vs. Tennessee (2/29/12)
	8	– vs. Grambling (12/29/11)
Low:	0	– at North Texas (12/22/11)
	1	– at Florida (1/21/12)
	1	– at Ole Miss (2/25/12)

Game-by-Game Team Statistics

OPPONENT	1ST HALF	2ND HALF	SCORE	MAR	FG	PCT.	3FG	PCT.	FT	PCT.	REB.	MAR.	A	TO	BLKS	STLSFLS
Nicholls State	40	34	74		26-51	.510	13-27	.481	9-13	.692	29		12	23	0	6 24
LSU (W, 1-0)	51	45	96	+22	30-71	.423	11-24	.458	25-31	.806	41	+12	20	9	3	14 14
LSU (L, 1-1)	24	39	63	-8	23-65	.354	5-19	.263	12-17	.706	34	-19	8	12	2	10 24
Coastal Carolina	34	37	71		25-61	.410	3-12	.250	18-26	.692	53		9	18	5	8 15
LSU (L, 1-2)	41	41	82	-6	27-55	.491	6-21	.286	22-26	.846	39	+11	13	20	2	9 24
Northwestern	32	56	88		26-59	.441	12-31	.387	24-28	.857	28		15	12	5	10 21
Western Kentucky	38	19	57		17-52	.327	5-24	.208	18-27	.667	34		5	20	5	7 22
LSU (W, 2-2)	40	36	76	+19	26-63	.413	6-16	.375	18-24	.750	46	+12	12	17	4	10 26
LSU (W, 3-2)	28	31	59	+9	21-64	.328	8-18	.444	9-10	.900	34	-6	10	10	2	9 11
Georgia Tech	24	26	50		20-50	.400	5-6	.313	5-6	.833	40		9	23	8	2 16
South Alabama	31	38-10	79		30-59	.508	3-9	.333	16-22	.727	42		12	17	6	6 19
LSU (L, 3-3)	41	28-6	75		28-66	.424	8-17	.471	11-16	.688	31	-11	17	11	4	6 19
LSU (W, 4-3)	30	29	59	+1	22-64	.344	4-15	.267	11-14	.786	41	-7	10	17	4	12 13
Houston	38	20	58		24-55	.436	4-19	.211	6-9	.667	34		12	20	6	8 17
LSU (W, 5-3)	23	32	55	+5	20-55	.364	3-17	.176	12-18	.667	37	+5	13	18	7	6 18
Rutgers	28	22	50		15-45	.333	2-11	.182	18-24	.750	32		9	17	2	16 21
Boise State	22	23	45		17-57	.298	7-25	.280	4-10	.400	35		9	13	2	8 19
LSU (W, 6-3)	25	39	64	+19	26-52	.500	2-10	.200	10-19	.526	40	+5	14	10	6	5 16
UC Irvine	16	43	59		22-66	.333	6-27	.222	9-10	.900	45		12	14	2	4 19
LSU (W, 7-3)	28	38	66	+7	21-67	.313	6-21	.286	18-24	.750	50	+5	12	10	4	7 10
Marquette	23	36	59		21-58	.362	8-23	.348	9-14	.643	32		7	15	3	11 22
LSU (W, 8-3)	26	41	67	+8	23-43	.535	7-11	.636	14-27	.519	35	+3	11	18	4	11 15
LSU (W, 9-3)	35	32	67	+9	29-66	.439	1-11	.091	8-12	.667	42	+13	5	12	0	9 21
North Texas	35	23	58		18-44	.409	2-15	.133	20-26	.769	29		6	14	3	4 16
Grambling	20	17	37		13-57	.228	3-9	.333	8-10	.800	38		4	15	7	6 11
LSU (W, 10-3)	33	36	69	+32	29-71	.408	8-18	.444	3-5	.600	51	+13	20	10	8	8 10
Virginia	26	31	57		21-47	.447	6-10	.600	9-13	.692	32		11	15	0	12 14
LSU (L, 10-4)	26	26	52	-5	21-48	.438	5-18	.278	5-8	.625	26	-6	10	16	6	5 16
Ole Miss	24	31	55		19-55	.345	2-8	.250	15-26	.577	40		5	17	6	7 24
LSU (W, 11-4, 1-0)	44	37	81	+26	29-68	.426	7-16	.438	16-22	.727	45	+5	16	9	3	10 19
LSU (L, 11-5, 1-1)	19	34	53	-16	19-53	.358	4-10	.400	11-17	.647	29	-10	8	15	2	4 16
Alabama	31	38	59		30-59	.508	3-12	.250	6-12	.500	39		12	15	5	7 16
LSU (L, 11-6, 1-2)	29	31	60	-9	24-69	.348	3-18	.167	9-13	.692	46	+8	9	16	5	6 27
Arkansas	30	39	69		22-52	.423	9-18	.500	16-28	.571	38		10	14	9	12 16
Auburn	27	29-2	58		22-63	.349	6-24	.250	8-15	.533	44		12	13	3	7 16
LSU (W, 12-6, 2-2)	34	22-9	85	+7	26-59	.441	6-20	.300	7-9	.778	37	-7	18	10	4	4 18
LSU (L, 12-7, 2-3)	26	38	64	-12	28-63	.444	5-14	.357	3-5	.600	29	-1	14	11	1	1 19
Florida	38	38	76		27-48	.563	7-21	.333	15-20	.750	30		11	12	3	5 13
LSU (L, 12-8, 2-4)	31	40	71	-5	26-60	.433	11-21	.524	8-13	.615	26	-20	13	10	2	5 21
Mississippi State	32	44	76		24-55	.436	5-14	.357	23-31	.742	46		14	16	4	5 12
Kentucky	35	39	74		26-55	.473	7-15	.467	15-26	.577	39		12	6	8	8 12
LSU (L, 12-9, 2-5)	26	24	50	-24	21-53	.396	1-9	.111	7-11	.636	29	-10	13	9	4	2 18
Arkansas	31	34	65		23-57	.404	3-13	.231	16-23	.696	39		8	19	5	7 24
LSU (W, 13-9, 3-5)	35	36	71	+6	24-58	.414	2-13	.154	21-33	.636	43	+4	10	16	12	9 17
LSU (L, 13-10, 3-6)	27	34	61	-15	24-65	.369	3-21	.143	10-10	100.0	37	E	9	6	4	3 18
Vanderbilt	27	49	76		27-54	.500	7-20	.350	15-23	.652	37		14	7	3	3 10
Alabama	15	43	58		22-54	.407	5-17	.294	9-13	.692	27		11	13	1	9 18
LSU (W, 14-10, 4-6)	31	36	67	+9	24-49	.490	2-11	.182	17-21	.810	34	+7	15	13	2	5 11
Mississippi State	36	22-9	67		27-60	.450	6-18	.333	7-10	.700	43		9	21	1	8 17
LSU (W, 15-10, 5-6)	29	29-11	69	+2	27-65	.415	5-19	.263	10-13	.769	32	-11	12	11	4	15 13
LSU (W, 16-10, 6-6)	25	43	68	+10	24-49	.490	5-10	.500	15-21	.714	35	+12	18	17	3	4 17
South Carolina	22	36	58		20-47	.426	4-17	.235	14-21	.667	23		13	10	4	8 17
Georgia	23	30	53		22-56	.393	4-17	.235	5-7	.714	30		4	10	3	8 23
LSU (W, 17-10, 7-6)	29	32	61	+8	19-45	.422	5-14	.357	18-30	.600	36	+6	8	10	2	4 10
LSU (L, 17-11, 7-7)	24	24	48	-24	18-58	.310	4-23	.174	8-14	.571	36	-1	10	15	1	8 26
Ole Miss	34	38	72		23-49	.469	4-7	.571	22-34	.647	37		13	11	4	8 18
Tennessee	24	36-14	74		25-49	.510	5-9	.556	19-22	.864	29		11	15	4	10 21
LSU (L, 17-12, 7-8)	35	25-9	72	-2	24-56	.429	5-13	.385	16-23	.696	32	+3	11	13	8	4 19
LSU (L, 17-13, 7-9)	29	33	52	-15	17-50	.340	9-17	.529	9-17	.529	34	-2	13	17	2	7 23
Auburn	34	33	67		20-47	.426	4-16	.250	23-31	.742	36		11	10	1	8 19
SEC Tournament -- Atlanta, Ga.																
Arkansas	28	26	54		19-53	.358	4-16	.250	12-18	.667	28		7	12	4	8 24
LSU (W, 18-13)	28	42	70	+16	25-50	.500	6-12	.500	14-25	.560	41	+13	15	15	6	4 17
LSU (L, 18-14)	24	27	51	-9	20-68	.294	3-14	.214	8-10	.800	36	-6	10	9	4	13 23
Kentucky	25	35	60		18-42	.429	1-8	.125	23-33	.697	42		8	18	9	5 14
NIT -- Eugene, Ore.																
LSU (L, 18-15)	33	43	76	-20	26-59	.441	7-19	.368	17-24	.708	33	+5	18	17	3	3 23
Oregon	50	46	96		34-59	.576	9-17	.529	19-29	.655	28		20	8	1	10 22

Nicholls State (H-W)

F - Storm Warren
C - Justin Hamilton
G - Anthony Hickey
G - Andre Stringer
G - Ralston Turner

Coastal Carolina (A-L)

F - Storm Warren
C - Justin Hamilton
G - Anthony Hickey
G - Andre Stringer
G - Ralston Turner

Northwestern (N-L)

F - Storm Warren
C - Justin Hamilton
G - Anthony Hickey
G - Andre Stringer
G - Ralston Turner

West. Kentucky (N-W)

F - Storm Warren
C - Justin Hamilton
G - Anthony Hickey
G - Andre Stringer
G - Ralston Turner

Georgia Tech (H-W)

F - Storm Warren
C - Justin Hamilton
G - Anthony Hickey
G - Andre Stringer
G - Ralston Turner

South Alabama (H-L-ot)

F - Storm Warren
C - Justin Hamilton
G - Anthony Hickey
G - Andre Stringer
G - Ralston Turner

Houston (A-W)

F - Johnny O'Bryant III
C - Justin Hamilton
G - Anthony Hickey
G - Andre Stringer
G - Ralston Turner

Rutgers (A-W)

F - Johnny O'Bryant III
C - Justin Hamilton
G - Anthony Hickey
G - Andre Stringer
G - Ralston Turner

Boise State (H-W)

F - Johnny O'Bryant III
F - Eddie Ludwig
C - Justin Hamilton
G - Anthony Hickey
G - Ralston Turner

UC-Irvine (H-W)

F - Johnny O'Bryant III
F - Eddie Ludwig
C - Justin Hamilton
G - Anthony Hickey
G - Ralston Turner

Marquette (H-W)

F - Johnny O'Bryant III
F - Eddie Ludwig
C - Justin Hamilton
G - Anthony Hickey
G - Ralston Turner

North Texas (A-W)

F - Johnny O'Bryant III
F - Eddie Ludwig
C - Justin Hamilton
G - Anthony Hickey
G - Ralston Turner

Grambling (H-W)

F - Johnny O'Bryant III
F - Eddie Ludwig
C - Justin Hamilton
G - Anthony Hickey
G - Ralston Turner

Virginia (H-L)

F - Johnny O'Bryant III
C - Justin Hamilton
G - Anthony Hickey
G - Andre Stringer
G - Ralston Turner

Ole Miss (H-W)

F - Storm Warren
C - Justin Hamilton
G - Anthony Hickey
G - Andre Stringer
G - Ralston Turner

Alabama (A-L)

F - Storm Warren
C - Justin Hamilton
G - Anthony Hickey
G - Andre Stringer
G - Ralston Turner

Arkansas (A-L)

F - Storm Warren
C - Justin Hamilton
G - Anthony Hickey
G - Andre Stringer
G - Ralston Turner

Auburn (H-W-ot)

F - Storm Warren
C - Justin Hamilton
G - Chris Bass
G - Ralston Turner
G - John Isaac

Florida (A-L)

F - Storm Warren
C - Justin Hamilton
G - Anthony Hickey
G - Andre Stringer
G - Ralston Turner

Mississippi State (A-L)

F - Eddie Ludwig
F - Storm Warren
C - Justin Hamilton
G - Anthony Hickey
G - Ralston Turner

Kentucky (H-L)

F - Johnny O'Bryant III
F - Eddie Ludwig
C - Justin Hamilton
G - Anthony Hickey
G - Ralston Turner

Arkansas (H-W)

F - Johnny O'Bryant III
C - Justin Hamilton
G - Anthony Hickey
G - Andre Stringer
G - Ralston Turner

Vanderbilt (A-L)

F - Johnny O'Bryant III
C - Justin Hamilton
G - Anthony Hickey
G - Andre Stringer
G - Ralston Turner

Alabama (H-W)

F - Johnny O'Bryant III
C - Justin Hamilton
G - Anthony Hickey
G - Andre Stringer
G - Ralston Turner

Mississippi St. (H-W-ot)

F - Johnny O'Bryant III
C - Justin Hamilton
G - Anthony Hickey
G - Andre Stringer
G - Ralston Turner

South Carolina (A-W)

F - Storm Warren
C - Justin Hamilton
G - Anthony Hickey
G - Andre Stringer
G - Ralston Turner

Georgia (H-W)

F - Johnny O'Bryant III
C - Justin Hamilton
G - Anthony Hickey
G - Andre Stringer
G - Ralston Turner

Ole Miss (A-L)

F - Johnny O'Bryant III
C - Justin Hamilton
G - Anthony Hickey
G - Andre Stringer
G - Ralston Turner

Tennessee (H-L-ot)

F - Malcolm White
F - Eddie Ludwig
F - Storm Warren
G - Chris Bass
G - Ralston Turner

Auburn (A-L)

F - Johnny O'Bryant III
C - Justin Hamilton
G - Anthony Hickey
G - Andre Stringer
G - John Isaac

Arkansas (SECT-W)

F - Storm Warren
C - Justin Hamilton
G - Anthony Hickey
G - Andre Stringer
G - Ralston Turner

Kentucky (SECT-L)

F - Storm Warren
C - Justin Hamilton
G - Anthony Hickey
G - Andre Stringer
G - Ralston Turner

Oregon (NIT-A-L)

F - Johnny O'Bryant III
C - Justin Hamilton
G - Anthony Hickey
G - Andre Stringer
G - Ralston Turner

Lineup Records

Record -- 6-5

F - Johnny O'Bryant III
C - Justin Hamilton
G - Anthony Hickey
G - Andre Stringer
G - Ralston Turner

Record 6-7

F - Storm Warren
C - Justin Hamilton
G - Anthony Hickey
G - Andre Stringer
G - Ralston Turner

Record -- 5-1

F - Johnny O'Bryant III
F - Eddie Ludwig
C - Justin Hamilton
G - Anthony Hickey
G - Ralston Turner

Record -- 1-0

F - Storm Warren
C - Justin Hamilton
G - Chris Bass
G - Ralston Turner
G - John Isaac

Record -- 0-1

F - Eddie Ludwig
F - Storm Warren
C - Justin Hamilton
G - Anthony Hickey
G - Ralston Turner

Record -- 0-1

F - Malcolm White
F - Eddie Ludwig
F - Storm Warren
G - Chris Bass
G - Ralston Turner



2011-12 Final SEC Standings

	SEC	PCT	OVERALL	PCT	HOME	AWAY	NEUTRAL	STREAK
Kentucky 6%	16-0	1.000	38-2	.950	18-0	81	12-1	W6
Tennessee	10-6	.625	19-15	.559	15-4	3-8	1-3	L1
Vanderbilt ^	10-6	.625	25-11	.694	13-5	6-5	6-1	L1
Florida	10-6	.625	26-11	.703	14-2	4-7	8-2	L1
Alabama	9-7	.563	21-12	.636	13-3	4-7	4-2	L2
Mississippi State	8-8	.500	21-12	.636	15-4	3-6	3-2	L2
Ole Miss	8-8	.500	20-14	.588	12-3	4-8	4-3	L2
LSU	7-9	.438	18-15	.545	11-4	4-9	3-2	L2
Arkansas	6-10	.375	18-14	.563	7-4	1-9	0-1	L3
Auburn	5-11	.313	15-16	.484	14-3	1-10	0-3	L1
Georgia	5-11	.313	15-17	.469	11-6	2-9	2-2	L1
South Carolina	2-14	.125	10-21	.323	9-9	1-9	0-3	L6

6 - SEC Champion; ^ - SEC Tournament Champion; % - NCAA Champion

Postseason Tournaments

2012 SEC Tournament

New Orleans Arena, New Orleans, La.

FIRST ROUND

LSU 70, Arkansas 54

Alabama 63, South Carolina 57

Ole Miss 68, Auburn 54

Georgia 71, Mississippi State 61

QUATERFINALS

Kentucky 60, LSU 51

Florida 66, Alabama 63

Ole Miss 77, Tennessee 72

Vanderbilt 63, Georgia 41

SEMIFINALS

Kentucky 74, Florida 71

Vanderbilt 65, Ole Miss 53

FINAL

Vanderbilt 71, Kentucky 64

2012 NIT Results

1st Round

Tennessee 65, Savannah State 51

UMass 101, Mississippi State 96 (2ot)

Oregon 96, LSU 76

Illinois State 96, Ole Miss 93

2nd Round

Middle Tennessee 71, Tennessee 64

2012 NCAA Tournament Results

Second Round

South - Kentucky 81, Western Kentucky 66

East - Vanderbilt 79, Harvard 70

West - Florida 71, Virginia 45

Midwest - Creighton 58, Alabama 57

Third Round

South - Kentucky 87, Iowa State 71

East - Wisconsin 60, Vanderbilt 57

West - Florida 84, Norfolk State 50

Regional Semifinals

West - Florida 68, Marquette 58

South - Kentucky 102, Indiana 90

Regional Finals

West - Louisville 72, Florida 68

South - Kentucky 82, Baylor 70

National Semifinals

Kentucky 69, Louisville 61

National Finals

Kentucky 67, Kansas 59

Bethune-Cookman

JAN 5, 2013 • 12:30 PM
MARAVICH CENTER • BATON ROUGE, LA



GENERAL INFORMATION

Location: Daytona Beach, FL
Enrollment: 3,600
Nickname: Wildcats
Colors: Maroon and Gold
Arena: Moore Gymnasium
Conference: Mid-Eastern Athletic Conference
Athletics Director: Lynn W. Thompson

BASKETBALL INFORMATION

Head Coach: Gravelle Craig
Alma Mater: Cleveland St. ('94)
School Record: 18-17 (Second Year)
Career Record: 18-17 (Second Year)
Assistant Coaches: Stacey Beckton, Rodney Martin, Montez Robinson
2011-12 Record: 18-17
Conference Record/Finish: 11-5/4th
Letterman Returning/Lost: 3/2
Starters Returning/Lost: 9/5
Series Record: First Meeting

SPORTS INFORMATION

MBB Contact: Dan Ryan
Office Phone: (386) 481-2208
Office Fax: (386) 481-2238
E-Mail: daytonadan@yahoo.com
Press Row: (386) 481-2299
Website: www.bcuathletics.com
Mailing Address: 640 Dr. Mary McLeod Bethune Blvd, Daytona Beach, FL 32114

Boise State

DEC 14, 2012 • 8 PM CST
TACO BELL ARENA • BOISE, ID



GENERAL INFORMATION

Location: Boise, Idaho
Enrollment: 19,664
Nickname: Broncos
Colors: Blue and Orange
Arena: Taco Bell Arena
Conference: Mountain West
Athletics Director: Mark Coyle

BASKETBALL INFORMATION

Head Coach: Leon Rice
Alma Mater: Washington State ('86)
School Record: 35-30 (Third Year)
Career Record: 35-30 (Third Year)
Associate Head Coach: Dave Wojcik
Assistant Coaches: Jeff Linder, John Rillie
2011-12 Record: 13-17
Conference Record/Finish: 3-11/8th
Letterman Returning/Lost: 8/4
Starters Returning/Lost: 4/1
Series Record: LSU leads, 1-0

SPORTS INFORMATION

MBB Contact: Joe Nickell
Office Phone: (208) 426-3868
Office Fax: (208) 426-1778
E-Mail: joenickell@boisestate.edu
Press Row: (208) 426-1503
Website: www.broncosports.com
Mailing Address: Boise State Athletics, 1910 University Dr., Boise, ID 83725

UC Irvine

DEC 18, 2012 • 7 P.M.
BREN EVENTS CENTER • IRVINE, CALIF.



GENERAL INFORMATION

Location: Irvine, Calif.
Enrollment: 28,000
Nickname: Anteaters
Colors: Blue and Gold
Arena: Bren Events Center
Conference: Big West
Athletics Director: Michael Izzi

BASKETBALL INFORMATION

Head Coach: Russell Turner
Alma Mater: Hampden-Sydney ('92)
School Record: 25-39 (Two Years)
Career Record: 25-39 (Two Years)
Assistant Coaches: Ali Ton, Ryan Badrtalei, Nick Booker
2011-12 Record: 12-20
Conference Record/Finish: 6-10/6th
Letterman Returning/Lost: 9/1
Starters Returning/Lost: 5/0
Series Record: LSU leads, 1-0

SPORTS INFORMATION

MBB Contact: Bob Olson
Office Phone: (949) 824-5814
Office Fax: (949) 824-7350
E-Mail: rkolson@uci.edu
Press Row: (949) 824-5814/2510
Website: www.ucirvinesports.com
Mailing Address: Crawford Hall, 903 W. Peltason Dr., Irvine, CA 92679-4500

UC Santa Barbara

NOV 9, 2012 • 7 P.M.
MARAVICH CENTER • BATON ROUGE, LA



GENERAL INFORMATION

Location: Santa Barbara, Calif.
Enrollment: 20,847
Nickname: Gauchos
Colors: Blue and Gold
Arena: UCSB Events Arena
Conference: Big West
Athletic Director: Mark Massari

BASKETBALL INFORMATION

Head Coach: Bob Williams
Alma Mater: San Jose State ('76)
School Record: 237-181 (14 years)
Career Record: 426-281 (24 years)
Assistant Coaches: Matt Stock, Kevin Bromley, Ryan Madry
2011-12 Record: 20-11
Conference Record/Finish: 12-4/2
Letterman Returning/Lost: 6/7
Starters Returning/Lost: 2/3
Series Record: First Meeting

SPORTS INFORMATION

MBB Contact: Bill Mahoney
Office Phone: (805) 893-8603/3428
Office Fax: (805) 893-5477
E-Mail: bill.mahoney@athletics.ucsb.edu
Press Row: (805) 893-4361
Website: www.ucsbgauchos.com
Mailing Address: UCSB, Intercollegiate Athletics Dept., ICA Building Suite 2201, Santa Barbara, Calif. 93106-5200

Chattanooga

DEC 11, 2012 • 7 P.M.
MARAVICH CENTER • BATON ROUGE, LA
CST



GENERAL INFORMATION

Location: Chattanooga, Tenn.
Enrollment: 11,660
Nickname: Mocs
Colors: Navy, Old Gold, Silver
Arena: McKenzie Arena
Conference: Southern Conference
Athletic Director: Laura Herron (Interim AD)

BASKETBALL INFORMATION

Head Coach: John Shulman
Alma Mater: East Tennessee State ('89)
School Record: 132-127 (8 years)
Career Record: 132-127 (8 years)
Assistant Coaches: DeAntoine Beasley, Brent Jolly, Casey Long
2011-12 Record: 11-21
Conference Record/Finish: 5-13/6th North
Letterman Returning/Lost: 8/5
Starters Returning/Lost: 1/4
Series Record: First Meeting

SPORTS INFORMATION

MBB Contact: Jim Horten
Office Phone: (423) 425-2350
E-Mail: james-horten@utc.edu
Press Row: (423) 756-5476
Website: www.gomocs.com
Mailing Address: 615 McCallie Ave., Dept. 3503, Chattanooga, Tenn. 37403

Houston Baptist

DEC 28, 2012 • 7 PM
MARAVICH CENTER • BATON ROUGE, LA
CST



GENERAL INFORMATION

Location: Houston, Texas
Enrollment: 2,200
Nickname: Huskies
Colors: Royal Blue and Orange
Arena: Sharp Gym
Conference: Great West
Athletics Director: Steve Moniaci

BASKETBALL INFORMATION

Head Coach: Ron Cottrell
Alma Mater: Arkansas ('88)
School Record: 406-275 (21 years)
Career Record: 406-275 (21 years)
Assistant Coaches: Steven Key, Jeremy Case, Jud Kinne
2011-12 Record: 10-20
Conference Record/Finish: 3-7/5th
Letterman Returning/Lost: 9/5
Starters Returning/Lost: 4/1
Series Record: LSU leads, 1-0

SPORTS INFORMATION

MBB Contact: Russ Reneau
Office Phone: (281) 649-9038
Office Fax: (281) 649-3496
E-Mail: rreneau@hbu.edu
Press Row: (281) 649-3065
Website: www.hbuhuskies.com
Mailing Address: Houston Baptist University Athletics, 7502 Fondren Rd., Houston, Texas 77074

Non-Conference Opponents

Marquette

DEC 22, 2012 • 1 P.M.

BRADLEY CENTER • MILWAUKEE, WIS.
ESPNU



GENERAL INFORMATION

Location: Milwaukee, Wis.
Enrollment: 12,000
Nickname: Golden Eagles
Colors: Blue and Gold
Arena: Bradley Center
Conference: Big East
Athletics Director: Larry Williams

BASKETBALL INFORMATION

Head Coach: Buzz Williams
Alma Mater: Oklahoma City ('94)
School Record: 96-44 (4 years)
Career Record: 110-61 (5 years)
Associate Head Coach: Tony Benford
Assistant Coaches: Aki Collins, Scott Monarch
2011-12 Record: 27-8
Conference Record/Finish: 14-4/2nd
Letterman Returning/Lost: 8/3
Starters Returning/Lost: 3/2
Series Record: Tied, 1-1

SPORTS INFORMATION

MBB Contact: Scott Kuykendall
Office Phone: (414) 288-4794
E-Mail: scott.kuykendall@marquette.edu
Press Row: (414) 227-0580
Website: www.GoMarquette.com
Mailing Address: 770 N. 12th Street - Milwaukee, Wisc. 53233

McNeese State

NOV 13, 2012 • 7 P.M.

MARAVICH CENTER • BATON ROUGE, LA
CST



GENERAL INFORMATION

Location: Lake Charles, LA
Enrollment: 8,900
Nickname: Cowboys
Colors: Blue and Gold
Arena: Burton Coliseum
Conference: Southland
Athletics Director: Tommy McClelland

BASKETBALL INFORMATION

Head Coach: Dave Simmons
Alma Mater: Louisiana Tech ('81)
School Record: 87-99 (7 years)
Career Record: 114-129 (8 years)
Assistant Coaches: Dave Dumars, Steve Welch, Patrick Haynes
2011-12 Record: 17-16
Conference Record/Finish: 10-6/2nd East
Series Record: LSU leads, 20-0

SPORTS INFORMATION

MBB Contact: Matthew Bonnette
Office Phone: (337) 475-5207
Office Fax: (337) 475-5202
E-Mail: wbonnette@mcneese.edu
Website: www.mcneesesports.com
Mailing Address: McNeese Sports Information, 700 E. McNeese Street, Lake Charles, LA 70607

Mississippi Valley State

NOV 24, 2012 • 7 P.M.

MARAVICH CENTER • BATON ROUGE, LA
CST



GENERAL INFORMATION

Location: Itta Benna, Miss.
Enrollment: 2,200
Nickname: Delta Devils
Colors: Forest Green and White
Arena: R.W. Harrison Complex
Conference: Southwestern Atlantic Conference
Athletics Director: Ashley Robinson

BASKETBALL INFORMATION

Head Coach: Chico Potts
Alma Mater: Delta State ('00)
School Record: First Season
Career Record: First Season
Associate Head Coach: Marcus Thomas
Assistant Coach: Richard Cannon
2011-12 Record: 21-13
Conference Record/Finish: 17-1/1st
Letterman Returning/Lost: 1/11
Starters Returning/Lost: 0/5
Series Record: LSU leads, 1-0

SPORTS INFORMATION

MBB Contact: Kenneth Mister
Office Phone: (662) 254-3011
Office Fax: (662) 254-3639
E-Mail: kcmister@mvsu.edu
Press Row: (662) 809-3960
Website: www.mvsusports.com
Mailing Address: 14000 Highway 82 West, Box 7246, Itta Bena, MS 38941

Northwestern State

NOV 20, 7 P.M.

MARAVICH CENTER • BATON ROUGE, LA



GENERAL INFORMATION

Location: Natchitoches, LA
Enrollment: 9,447
Nickname: Demons
Colors: Purple, White, Orange Trim
Arena: Prather Coliseum
Conference: Southland
Athletics Director: Greg Burke

BASKETBALL INFORMATION

Head Coach: Mike McConathy
Alma Mater: Louisiana Tech ('77)
School Record: 200-204 (13 years)
Career Record: 552-363 (29 years)
Assistant Coach: Jeff Moore, Bob Lewit, Jacob Spielbauer
2011-12 Record: 16-16
Conference Record/Finish: 8-8/3rd East
Letterman Returning/Lost: 9/4
Starters Returning/Lost: 3/2
Series Record: LSU leads, 16-6

SPORTS INFORMATION

MBB Contact: Doug Ireland
Office Phone: (318) 357-6467
Office Fax: (318) 357-4515
E-Mail: ireland@nsula.edu
Press Row: (318) 357-4544
Website: www.nsudemons.com
Mailing Address: 220 S. Jefferson, Natchitoches, LA 71497

Seton Hall

SEC/BIG EAST CHALLENGE

NOV 29, 2012 • 8:30 P.M.

MARAVICH CENTER • BATON ROUGE, LA
ESPNU



GENERAL INFORMATION

Location: South Orange, N.J.
Enrollment: 9,700
Nickname: Pirates
Colors: Blue and White
Arena: Walsh Gymnasium
Conference: Big East
Athletics Director: Patrick Lyons

BASKETBALL INFORMATION

Head Coach: Kevin Willard
Alma Mater: Pittsburgh ('97)
School Record: 34-31 (2 years)
Career Record: 79-80 (5 years)
Associate Head Coach: Shaheen Holloway
Assistant Coaches: Chris Pompey, Dan McHale
2011-12 Record: 21-13
Conference Record/Finish: 8-10/10th
Letterman Returning/Lost: 7/4
Starters Returning/Lost: 3/2
Series Record: First Meeting

SPORTS INFORMATION

MBB Contact: Matt Sweeney
Office Phone: (973) 761-9493
Office Fax: (973) 761-9061
E-Mail: matthew.sweeney@shu.edu
Press Row: (973) 761-9493
Website: www.shupirates.com
Mailing Address: Richie Regan Recreation Center, 400 South Orange Ave., South Orange, NJ 07079



The SEC office is located in Birmingham, Ala.

Throughout its 79-year history, the Southeastern Conference has been a leader in the integration of athletic competition and higher education.

Since its formation in 1933, the SEC has achieved both stature and stability by designating governing/voting power to the presidents of the member institutions. They have determined the policies of the conference and through the years this involvement has been the principal source of strength in the evolution of the SEC.

Intercollegiate athletics has encountered many challenges in the 1990s and again the SEC provided guidance. In 1993, the member institutions adopted The Principles of Gender Equity. Committed to increasing the quantity and quality of women's athletic opportunities, each school provides at least two more women's intercollegiate programs than the number of men's.

Faced with the task of conference realignment after competing with 10 members since 1966, the SEC welcomed the University of Arkansas and the University of South Carolina in 1991. Now with conference realignment again at the forefront, the league welcomes Texas A&M and Missouri for their first SEC basketball season in 2012-13.

SEC schools began athletic competition with one another almost 100 years ago as members of the Southern Intercollegiate Athletic Association.

Seven institutions (Alabama, Auburn, Georgia, Georgia Tech, North Carolina, Sewanee and Vanderbilt) attended the SIAA organizational meeting of faculty representatives in Atlanta in 1894.

Basketball moved quickly to the South as Vanderbilt was playing at the Nashville YMCA in 1893, just two years after Dr. James Naismith originated the game at Springfield (Mass.) College. Basketball became an intercollegiate sport in 1901 and in 1908 Vanderbilt was meeting Columbia and Yale intersectionally.

The seven-member SIAA expanded to 19 institutions in 1895 and by 1920 there were 30 members.

The larger schools reorganized as the Southern Conference in 1920. Despite an original limit of 16, the membership grew to 23 by 1928.

The 13 members west and south of the Appalachian Mountains reorganized as the Southeastern Conference at the annual SC meeting in 1932. The 10 coast members remained in the Southern Conference.



Charter members of the new conference were: Alabama, Auburn, Florida, Georgia, Georgia Tech, Kentucky, LSU, Mississippi, Mississippi State, Sewanee, Tennessee, Tulane and Vanderbilt. (Sewanee withdrew in 1940, Georgia Tech in 1964 and Tulane in 1966).

The first SEC champions were crowned in 1933 in four sports (baseball, basketball, football and outdoor track). The league's inaugural championship event was a basketball tournament in Atlanta in 1933. Records show the first men's team title for cross-country was awarded in 1935, while golf and swimming were added in 1937. The league later began hosting championships in tennis (1953) and indoor track (1957).

In the 1979-80 academic year SEC championships for women were recognized in basketball, tennis and volleyball. The following year golf, gymnastics, swimming and track and field were added. The administration of women's athletics officially came under the auspices of the conference office in 1984.

The SEC currently regulates nine men's sports and 11 women's sports: Men—baseball, basketball, football, golf, swimming, tennis and track (cross country, indoor and outdoor). Women—basketball, golf, gymnastics, soccer, softball, swimming, tennis, track (cross country, indoor and outdoor) and volleyball.



Commissioner Mike Slive

Alabama

FEB 9, 2013 • 7 PM
COLEMAN COLISEUM • TUSCALOOSA, ALA
ESPN2



FEB 23, 2013 • 12:30 PM
MARAVICH CENTER • BATON ROUGE, LA
SEC NETWORK

GENERAL INFORMATION

Location: Tuscaloosa, Ala.
 Enrollment: 31,747
 Nickname: Crimson Tide
 Colors: Crimson and White
 Arena: Coleman Coliseum
 Conference: SEC
 Athletics Director: Mal Moore

BASKETBALL INFORMATION

Head Coach: Anthony Grant
 Alma Mater Dayton ('87)
 School Record: 63-39 (3 years)
 Career Record: 139-64 (6 years)
 Associate Head Coach: Dan Hipsher
 Assistant Coaches: John Brannen, Tony Pujol
 2011-12 Record: 21-12
 Conference Record/Finish: 9-7/5th
 Letterman Returning/Lost: 4/2
 Starters Returning/Lost: 4/2
 Series Record: Alabama leads, 101-67

SPORTS INFORMATION

MBB Contact: TBA
 Office Phone: (205) 348-5401
 Office Fax: (205) 348-8841
 Press Row: (205) 348-6084
 Website: www.rolltide.com
 Mailing Address: 1201 Coliseum Drive, Room 170,
 Tuscaloosa, AL 35487

Arkansas

FEB 27, 2013 • 7 PM
MARAVICH CENTER • BATON ROUGE, LA
SEC NETWORK

**GENERAL INFORMATION**

Location: Fayetteville, Arkansas
 Enrollment: 24,595
 Nickname: Razorbacks
 Colors: Cardinal and White
 Arena: Bud Walton Arena
 Conference: SEC
 Athletics Director: Jeff Long

BASKETBALL INFORMATION

Head Coach: Mike Anderson
 Alma Mater: Tulsa ('82)
 School Record: 18-14 (1 year)
 Career Record: 218-112 (10 years)
 Associate Head Coach: Melvin Watkins
 Asst. Coaches: T.J. Cleveland, Matt Zimmerman
 2011-12 Record: 18-14
 Conference Record/Finish: 6-10/9th
 Letterman Returning/Lost: 5/2
 Starters Returning/Lost: 2/3
 Series Record: Arkansas leads, 31-23

SPORTS INFORMATION

MBB Contact: Phil Pierce
 Office Phone: (479) 575-7430
 Office Fax: (479) 575-7481
 E-Mail: ppierce@uark.edu
 Press Row: (479) 575-6622
 Website: www.ArkansasRazorbacks.com
 Mailing Address: Broyles Athletic Center, PO Box
 7777, Fayetteville, AR 72702

Auburn

JAN 9, 2013 • 8 PM
AUBURN ARENA • AUBURN, AL
CSS

**GENERAL INFORMATION**

Location: Auburn, Ala.
 Enrollment: 25,078
 Nickname: Tigers
 Colors: Burnt Orange and Navy Blue
 Arena: Auburn Arena
 Conference: SEC
 Athletics Director: Jay Jacobs

BASKETBALL INFORMATION

Head Coach: Tony Barbee
 Alma Mater: UMass ('93)
 School Record: 26-36 (2 years)
 Career Record: 108-88 (6 years)
 Assistant Coaches: Randall Dickey, Tony Madlock,
 Milt Wagner
 2011-12 Record: 15-16
 Conference Record/Finish: 5-11/10th
 Letterman Returning/Lost: 7/8
 Starters Returning/Lost: 3/2
 Series Record: LSU leads, 82-63

SPORTS INFORMATION

MBB Contact: Chuck Gallina
 Office Phone: (334) 844-9800
 Office Fax: (334) 844-9807
 E-Mail: chuckg@auburn.edu
 Press Row: (334) 844-1933/1935
 Website: www.auburntigers.com
 Mailing Address: Athletic Media Relations, Athletic
 Complex, 392 South Donahue Drive, Auburn, AL
 36849

Florida

JAN 12, 2013 • 3 PM
MARAVICH CENTER • BATON ROUGE, LA
ESPN

**GENERAL INFORMATION**

Location: Gainesville, Fla.
 Enrollment: 49,785
 Nickname: Gators
 Colors: Orange and Blue
 Arena: Stephen C. O'Connell Center
 Conference: SEC
 Athletics Director: Jeremy Foley

BASKETBALL INFORMATION

Head Coach: Billy Donovan
 Alma Mater: Providence ('87)
 School Record: 386-158 (16 years)
 Career Record: 421-178 (18 years)
 Assistant Coaches: Rashon Burno, John Pelphrey,
 Matt McCall
 2011-12 Record: 26-11
 Conference Record/Finish: 10-6/2nd
 Letterman Returning/Finish: 9/3
 Starters Returning/Finish: 3/2
 Series Record: LSU leads, 61-39

SPORTS INFORMATION

MBB Contact: Denver Parler
 Office Phone: 352-375-4683
 Office Fax: 352-375-4809
 E-Mail: denverp@gators.ufl.edu
 Press Row: 352-371-0281
 Website: www.gatorzone.com
 Mailing Address: P.O. Box 14485 Gainesville, FL
 32604

Georgia

JAN 19, 2013 • 7 PM
STEGEMAN COLISEUM • ATHENS, GA
CSS

**GENERAL INFORMATION**

Location: Athens, Georgia
 Enrollment: 34,765
 Nickname: Bulldogs
 Colors: Red and Black
 Arena: Stegeman Coliseum
 Conference: SEC
 Athletics Director: Greg McGarity

BASKETBALL INFORMATION

Head Coach: Mark Fox
 Alma Mater: E. New Mexico ('91)
 School Record: 50-46 (3 years)
 Career Record: 173-89 (8 years)
 Assistant Coaches: Kwanza Johnson, Philip Pear-
 son, Stacey Palmore
 2011-12 Record: 15-17
 Conference Record/Finish: 5-11/11th
 Letterman Returning/Lost: 9/4
 Starters Returning/Lost: 4/1
 Series Record: LSU leads, 61-41

SPORTS INFORMATION

MBB Contact: Tim Hix
 Office Phone: (706) 542-1621
 Office Fax: (706) 542-9339
 E-Mail: thix@sports.uga.edu
 Press Row: (706) 542-8052
 Website: www.georgiadogs.com
 Mailing Address: P.O. Box 1472 Athens, GA 30603

Kentucky

JAN 26, 2013 • 3 PM
RUPP ARENA • LEXINGTON, KY
SEC NETWORK

**GENERAL INFORMATION**

Location: Lexington, Ky.
 Enrollment: 28,000
 Nickname: Wildcats
 Colors: Blue and White
 Arena: Rupp Arena
 Conference: SEC
 Athletics Director: Mitch Barnhart

BASKETBALL INFORMATION

Head Coach: John Calipari
 Alma Mater: Clarion ('82)
 School Record: 102-14 (3 years)
 Career Record: 505-152 (20 years)
 Assistant Coaches: John Robic, Orlando Antigua,
 Kenny Payne
 2011-12 Record: 38-2
 Conference Record/Finish: 16-0/1st
 Letterman Returning/Lost: 6/7
 Starters Returning/Lost: 0/6
 Series Record: Kentucky leads, 82-24

SPORTS INFORMATION

MBB Contact: DeWayne Peevy/John Hayden
 Office Phone: 859.257.3838
 Office Fax: 859.323.4310
 E-Mail: Dewayne.peevy@uky.edu; john.hayden@
 uky.edu
 Press Row: 859.252.3602
 Mailing Address: 338 Lexington Ave., Joe Craft
 Center, Lexington, KY 40506

Ole Miss

MARCH 9, 2013 • 12:30 PM
MARAVICH CENTER • BATON ROUGE, LA
SEC NETWORK



GENERAL INFORMATION

Location: Oxford, Miss.
 Enrollment: 20,824
 Nickname: Rebels
 Colors: Cardinal Red and Navy Blue
 Arena: C.M. "Tad" Smith Coliseum
 Conference: SEC
 Athletics Director: Ross Bjork

BASKETBALL INFORMATION

Head Coach: Andy Kennedy
 Alma Mater: UAB ('91)
 School Record: 125-78 (6 years)
 Career Record: 146-91 (7 years)
 Assistant Coaches: Sergio Rouco, Al Pinkins, Bill Armstrong
 2011-12 Record: 20-14
 Conference Record/Finish: 8-8/6th
 Letterman Returning/Lost: 8/3
 Starters Returning/Lost: 4/1
 Series Record: LSU leads, 117-85

SPORTS INFORMATION

MBB Contact: Daniel Snowden
 Office Phone: (662) 915-7522
 Office Fax: (662) 915-7006
 E-Mail: desnowde@olemiss.edu
 Press Row: (662) 236-1931
 Website: www.olemisssports.com
 Mailing Address: P.O. Box 217,
 University, MS 38677

Mississippi State

FEB 2, 2013 • 4:30 PM
HUMPHREY COLISEUM • STARKVILLE, MISS.
FSN



FEB 16, 4 PM

MARAVICH CENTER • BATON ROUGE, LA
ESPNU

GENERAL INFORMATION

Location: Starkville, Miss.
 Enrollment: 20,484
 Nickname: Bulldogs
 Colors: Maroon and White
 Arena: Humphrey Coliseum
 Conference: SEC
 Athletics Director: Scott Stricklin

BASKETBALL INFORMATION

Head Coach: Rick Ray
 Alma Mater: Grand View College ('94)
 School Record: First Year
 Career Record: First Year
 Assistant Coaches: Wes Flanigan, Chris Hollender, George Brooks
 2011-12 Record: 21-12
 Conference Record/Finish: 8-8/6th
 Letterman Returning/Lost: 5/10
 Starters Returning/Lost: 1/5
 Series Record: LSU leads, 117-85

SPORTS INFORMATION

MBB Contact: Gregg Ellis
 Office Phone: (662) 325-3595
 Office Fax: (662) 325-3654
 E-Mail: gellis@athletics.msstate.edu
 Press Row: (662) 325-3776
 Website: www.hailstate.com
 Mailing Address: MSU Athletic Media Relations
 Office, P.O. Box 5308, Mississippi State, MS 3972

Missouri

JAN 30, 2013 • 7 PM
MARAVICH CENTER • BATON ROUGE, LA
SEC NETWORK



MAR 2, 2013 • 3 PM

MIZZOU ARENA • COLUMBIA, MO.
SEC NETWORK

GENERAL INFORMATION

Location: Columbia, Mo.
 Enrollment: 33,805
 Nickname: Tigers
 Colors: Old Gold and Black
 Arena: Mizzou Arena
 Conference: SEC
 Athletics Director: Mike Alden

BASKETBALL INFORMATION

Head Coach: Frank Haith
 Alma Mater: Elon College ('88)
 School Record: 30-5 (1 year)
 Career Record: 159-106 (8 years)
 Asst. Coaches: Dave Leitao, Ryan Miller, Toby Lane
 2011-12 Record: 30-5
 Conference Record/Finish: 14-4/2nd (Big 12)
 Letterman Returning/Lost: 3/8
 Starters Returning/Lost: 1/4
 Series Record: LSU leads, 1-0

SPORTS INFORMATION

MBB Contact: David Reiter
 Office Phone: (573) 882-4720
 Office Fax: (573) 882-4720
 E-Mail: reiterd@missouri.edu
 Press Row: (573) 882-1442
 Website: www.mutigers.com
 Mailing Address: Sports Information, Mizzou Athletics,
 Mizzou Arena, One Champions Drive, Columbia, MO 65205

South Carolina

JAN 16, 2013 • 7 PM
MARAVICH CENTER • BATON ROUGE, LA
ESPN3



FEB 14, 2013 • 6 PM

COLONIAL LIFE ARENA • COLUMBIA, SC
ESPN/2

GENERAL INFORMATION

Location: Columbia, S.C.
 Enrollment: 30,721
 Nickname: Gamecocks
 Colors: Garnet and Black
 Arena: Colonial Life Arena
 Conference: SEC
 Athletics Director: Ray Tanner

BASKETBALL INFORMATION

Head Coach: Frank Martin
 Alma Mater: Florida International ('93)
 School Record: First Season
 Career Record: 117-54 (5 years)
 Associate Head Coach: Brad Underwood
 Assistant Coaches: Matt Figger, Lamont Evans
 2011-12 Record: 10-21
 Conference Record/Finish: 2-14/12th
 Letterman Returning/Finish: 9/3
 Starters Returning/Finish: 2/3
 Series Record: South Carolina leads, 14-12

SPORTS INFORMATION

MBB Contact: Emily Feeney-Molinary
 Office Phone: (803) 777-7743
 E-Mail: efeeney@mailbox.sc.edu
 Press Row: (803) 777-6182
 Website: www.GamecocksOnline.com
 Mailing Address: Rice Athletics Center, 1304 Heyward
 Street, Columbia, SC 29208

Tennessee

FEB 19, 2013 • 6 PM
THOMPSON-BOLING ARENA • KNOXVILLE, TENN.
ESPNU



GENERAL INFORMATION

Location: Knoxville, Tenn.
 Enrollment: 27,523
 Nickname: Volunteers
 Colors: Orange and White
 Arena: Thompson-Boling Arena
 Conference: SEC
 Athletics Director: Dave Hart

BASKETBALL INFORMATION

Head Coach: Cuonzo Martin
 Alma Mater: Purdue ('00)
 School Record: 19-15 (1 year)
 Career Record: 80-56 (4 years)
 Assistant Coaches: Tracy Webster, Jon Harris, Kent Williams
 2011-12 Record: 19-15
 Conference Record/Finish: 10-6/2nd
 Letterman Returning/Lost: 9/2
 Starters Returning/Lost: 4/1
 Series Record: Tennessee leads, 60-43

SPORTS INFORMATION

MBB Contact: Tom Satkowiak
 Office Phone: (865) 974-7501
 Office Fax: (865) 974-1269
 E-Mail: tomsid@tennessee.edu
 Press Row: (865) 544-0789
 Website: www.UTsports.com
 Mailing Address: P.O. Box 15016, Knoxville, TN
 37996

Texas A&M

JAN 23, 2013 • 7 P.M.
MARAVICH CENTER • BATON ROUGE, LA
SEC NETWORK



MAR 6, 2013 • 7 P.M.

REED ARENA • COLLEGE STATION, TEXAS
SEC NETWORK

GENERAL INFORMATION

Location: College Station, Texas
 Enrollment: 50,054
 Nickname: Aggies
 Colors: Maroon and White
 Arena: Reed Arena
 Conference: SEC
 Athletics Director: Eric Hyman

BASKETBALL INFORMATION

Head Coach: Billy Kennedy
 Alma Mater: Southeastern Louisiana ('86)
 School Record: 14-18 (1 year)
 Career Record: 225-197 (15 years)
 Associate Head Coach: Glynn Cyprien
 Assistant Coaches: Kyle Keller, John Reese
 2011-12 Record: 14-18
 Conference Record/Finish: 4-14/9th (Big 12)
 Letterman Returning/Lost: 9/6
 Starters Returning/Lost: 2/3
 Series Record: LSU leads, 14-11

SPORTS INFORMATION

MBB Contact: Adam Quisenberry
 Office Phone: (979) 862-5453
 Office Fax: (979) 845-6825
 E-Mail: aquisitionberry@athletics.tamu.edu
 Press Row: (979) 862-6944
 Website: www.aggieathletics.com
 Mailing Address: Texas A&M Media Relations, P.O.
 Box 30017, College Station, TX 77842-3017

Vanderbilt

FEB 6, 2013 • 7 P.M.

MARAVICH CENTER • BATON ROUGE, LA
ESPN3**GENERAL INFORMATION**

Location: Nashville, Tenn.
Enrollment: 6,738
Nickname: Commodores
Colors: Black and Gold
Arena: Memorial Gymnasium
Conference: SEC
Vice-Chancellor (Athletics): David Williams II

BASKETBALL INFORMATION

Head Coach: Kevin Stallings
Alma Mater: Purdue ('82)
School Record: 261-159 (13 years)
Career Record: 384-222 (19 years)
Assistant Coaches: David Cason, Brad Frederick, Tom Richardson
2011-12 Record: 25-11
Conference Record/Finish: 10-6/3rd
Letterman Returning/Lost: 7/8
Starters Returning/Lost: 0/5
Series Record: Vanderbilt leads, 59-47

SPORTS INFORMATION

MBB Contact: Andy Boggs
Office Phone: (615) 343-1847
Office Fax: (615) 343-7046
E-Mail: andy.boggs@vanderbilt.edu
Press Row: (615) 320-0436
Website: www.VUCommodores.com
Mailing Address: 2601 Jess Neely Dr., Nashville, TN 37212

Series Record vs. SEC Opponents**Alabama**

Alabama leads 101-67
Last Meeting LSU 67, Alabama 58 Feb. 11, 2012
at Tuscaloosa Alabama leads, 65-17
at Baton Rouge LSU leads, 46-30
Neutral Sites Alabama leads, 6-4

Arkansas

Arkansas leads 31-23
Last Meeting LSU 70, Arkansas 54 March 8, 2012
at Fayetteville Arkansas leads, 16-5
at Baton Rouge LSU leads, 13-10
Neutral Sites LSU leads, 6-5

Auburn

LSU leads 82-63
Last Meeting Auburn 67, LSU 52 March 3, 2012
at Auburn Auburn leads, 35-33
at Baton Rouge LSU leads, 45-23
at Neutral Sites Auburn leads, 5-4

Florida

LSU leads 60-40
Last Meeting Florida 76, LSU 64 Jan. 21, 2012
at Gainesville Florida leads, 26-18
at Baton Rouge LSU leads, 34-12
Neutral Sites LSU leads, 8-2

Georgia

LSU leads 60-40
Last meeting LSU 61, Georgia 53 Feb. 22, 2012
at Athens Georgia leads, 24-21
at Baton Rouge LSU leads, 33-13
Neutral Sites LSU leads, 7-4

Kentucky

Kentucky leads 82-24
Last meeting Kentucky 60, LSU 51 March 9, 2012
at Lexington Kentucky leads, 39-5
at Baton Rouge Kentucky leads, 29-16
Neutral Sites Kentucky leads, 14-4

Ole Miss

LSU leads 117-85
Last meeting Ole Miss 72-LSU 48 Feb. 25, 2012
at Oxford Ole Miss leads, 53-36
at Baton Rouge LSU leads, 75-29
Neutral Sites LSU leads, 6-3

Mississippi State

LSU leads 105-96
Last meeting LSU 69, Mississippi State 67 Feb. 14, 2012
at Starkville Miss. St. leads, 57-37
at Baton Rouge LSU leads, 65-35
Neutral Sites Miss. State leads, 4-3

Missouri

LSU leads 1-0
Last meeting LSU 68, Houston 63 March 14, 1980
at Columbia First meeting
at Baton Rouge First meeting
Neutral Sites LSU leads, 1-0

South Carolina

South Carolina leads 14-12
Last meeting LSU 68, South Carolina 58 Feb. 18, 2012
at Columbia Tied, 6-6
at Baton Rouge LSU leads, 6-4
Neutral Sites Carolina leads, 4-0

Tennessee

Tennessee leads 60-43
Last meeting Tennessee 74, LSU 69 Feb. 29, 2012
at Knoxville Tennessee leads, 30-15
at Baton Rouge LSU leads, 25-23
Neutral Sites Tennessee leads, 7-3

Texas A&M

LSU leads 14-11
Last meeting Texas A&M 72, LSU 61 Dec. 20, 2008
at College Station Texas A&M leads, 6-1
at Baton Rouge LSU leads, 10-1
Neutral Sites Texas A&M leads, 4-3

Vanderbilt

Vanderbilt leads 60-47
Last meeting Vanderbilt 76, LSU 61 Feb. 8, 2012
at Nashville Vanderbilt leads, 36-14
at Baton Rouge LSU leads, 28-19
at Neutral Sites Tied, 5-5

DATE	GAME	NETWORK	CST
November			
9	Louisiana Tech at Texas A&M	FSN	7 p.m.
9	Kentucky vs. Maryland	ESPN	7:30 p.m.
9	South Dakota State at Alabama	ESPNU	8 p.m.
9	Florida vs. Georgetown	NBCSN	8 p.m.
10	SIU-Edwardsville at Missouri	MSN	3 p.m.
11	UW Milwaukee at South Carolina	FSN	2 p.m.
11	Alabama State at Florida	SUN/FSF	2:30 p.m.
12	Youngstown State at Georgia	ESPNU	6 p.m.
13	McNeese State at LSU	CST	7 p.m.
13	Kentucky vs. Duke	ESPN	8:30 p.m.
14	Wisconsin at Florida	ESPN2/U	6 p.m.
15	Tennessee vs. UNC Asheville	ESPNU	11:30 a.m.
15	Alabama vs. Oregon State	ESPN2	6 p.m.
15	Auburn vs. Murray State	ESPN3	7 p.m.
15	Southern Miss at Georgia	FSN	7 p.m.
16	Lafayette (Pa.) at Kentucky	UK IMG	6 p.m.
16	Arkansas-Little Rock at Ole Miss	MSN	7 p.m.
16	Nicholls State at Missouri	MSN	7 p.m.
16	Vanderbilt at Oregon	Pac 12	10 p.m.
16	Tennessee vs. Akron/Okla. State	ESPNU/3	TBD
16	Auburn vs. SJU/Coll. of Charleston	ESPN3	TBD
18	Florida vs. Middle Tenn. State	SUN/FSF	3 p.m.
19	Georgia vs. Indiana	ESPNU	4:30 p.m.
19	Miss. State vs. North Carolina	ESPN2	5 p.m.
19	Texas A&M vs. Saint Louis	ESPNU	6:30 p.m.
20	Savannah State at Florida	SUN/FSF	6 p.m.
20	Florida A&M at Arkansas	RSN	7 p.m.
20	Northwestern State at LSU	CST	7 p.m.
20	Miss. State vs. Butler/Marquette	ESPN/2	TBD
21	Auburn at Boston College	ESPN3	3 p.m.
21	Morehead State at Kentucky	UK IMG	6 p.m.
21	Mississippi State vs. TBD	ESPN	TBD
22	Missouri vs. Stanford	AXS	12 p.m.
22	Vanderbilt vs. Davidson	ESPN	TBD
23	UCF at Florida	SUN/FSF	3 p.m.
23	Long Island at Kentucky	UK IMG	6 p.m.
23	Vanderbilt vs. WVU/Marist	ESPNU	TBD
24	Mississippi Valley State at LSU	CST	7 p.m.
25	Vanderbilt vs. TBD	ESPN	TBD
26	Oakland at Tennessee	FSN	6 p.m.
29	Kentucky at Notre Dame	ESPN2	6 p.m.
29	South Carolina at St. Johns	ESPNU	6:30 p.m.
29	Marquette at Florida	ESPN2	8 p.m.
29	Seton Hall at LSU	ESPNU	8:30 p.m.
30	Tennessee at Georgetown	ESPN	5:30 p.m.
30	Georgia at South Florida	ESPNU	6 p.m.
30	Syracuse at Arkansas	ESPN	7:30 p.m.
30	DePaul at Auburn	ESPNU	8:30 p.m.

December

1	Baylor at Kentucky	CBS Sports	11:30 a.m.
1	Appalachian State at Missouri	MSN	2 p.m.
1	Mississippi State at Providence	ESPNU	11 a.m.
1	Rutgers at Ole Miss	ESPNU	1 p.m.
1	Alabama at Cincinnati	ESPN2	2 p.m.
1	Villanova at Vanderbilt	ESPN2	4 p.m.
2	Clemson at South Carolina	ESPNU	11 a.m.
4	Oklahoma at Arkansas	ESPN2	6 p.m.
4	Georgia at Georgia Tech	ESPNU	6 p.m.
4	Samford at Kentucky	FSN	6 p.m.
4	Southeast Missouri State at Missouri	MSN	7 p.m.
5	Florida at Florida State	ESPN2	6 p.m.
5	Dayton at Alabama	CSS	8 p.m.
5	Tennessee at Virginia	ESPN3	TBD
6	Vanderbilt at Xavier	ESPNU	6:30 p.m.
8	Arkansas at Michigan	CBS Sports	11 a.m.
8	Portland at Kentucky	ESPN2	11 a.m.

8	Tennessee State at Missouri	MSN	2 p.m.
8	Ole Miss at Middle Tennessee	ESPN3	4 p.m.
11	Chattanooga at LSU	CST	7 p.m.
15	Lipscomb at Kentucky	FSN	11:30 a.m.
15	Texas A&M vs. Oklahoma	ESPNU	1 p.m.
15	Mississippi State at Loyola-Chicago	ESPN3	6 p.m.
15	Alcorn State at Arkansas	RSN	7 p.m.
15	Florida at Arizona	ESPN	9 p.m.
17	South Carolina State at Missouri	MSU	7 p.m.
17	Cornell at Vanderbilt	ESPNU	8 p.m.
19	Ole Miss at Loyola Marymount	ESPNU	10 p.m.
19	SE Louisiana at Florida	SUN/FSF	6 p.m.
20	Robert Morris at Arkansas	RSN	7 p.m.
21	Western Carolina at Tennessee	FSN	6 p.m.
21	Middle Tennessee at Vanderbilt	ESPNU	8 p.m.
22	Southern Cal at Georgia	FSN	12:30 p.m.
22	Mercer at Alabama	CSS	1 p.m.
22	LSU at Marquette	ESPNU	1 p.m.
22	Marshall at Kentucky	ESPN2	3 p.m.
22	Missouri vs. Illinois (St. Louis, Mo.)	ESPN2	5 p.m.
22	Alabama A&M at Arkansas	RSN	7 p.m.
22	Ole Miss vs. Indiana State	ESPNU	TBD
23	Ole Miss vs. San Diego St./San Francisco	ESPNU	TBD
25	Ole Miss vs. TBD	ESPN/U	TBD
28	Missouri at UCLA	ESPN2	9 p.m.
28	Houston Baptist at LSU	CST	7 p.m.
29	Presbyterian at South Carolina	CSS	12 p.m.
29	Auburn vs. Illinois (Chicago, Ill.)	BTN	1:15 p.m.
29	Kentucky at Louisville	CBS Sports	3 p.m.
29	Florida vs. Air Force	FSN	3:30 p.m.
29	Xavier at Tennessee	ESPNU	5 p.m.
29	Northwestern State at Arkansas	RSN	7 p.m.
29	Butler at Vanderbilt	ESPNU	7 p.m.
30	Alabama A&M at Mississippi State	CSS	2 p.m.
30	Tulane at Alabama	ESPNU	5 p.m.

January

2	Eastern Michigan at Kentucky	ESPNU	5 p.m.
2	Florida State at Auburn	FSN	6 p.m.
2	William & Mary at Vanderbilt	CSS	7 p.m.
3	New Orleans at Mississippi State	CSS	6 p.m.
4	George Washington at Georgia	CSS	6 p.m.
4	Memphis at Tennessee	ESPN2	7 p.m.
4	Fordham at Ole Miss	CSS	8 p.m.
5	South Carolina State at South Carolina	FSN	12:30 p.m.
5	Oakland at Alabama	CSS	3 p.m.
5	Bucknell at Missouri	MSN	6 p.m.
5	Delaware State at Arkansas	RSN	7 p.m.
6	Florida at Yale	NBCSN	4:30 p.m.
8	Alabama at Missouri	ESPN	6 p.m.
8	Arkansas at Texas A&M	ESPNU	8 p.m.
9	Georgia at Florida	CSS	6 p.m.
9	Ole Miss at Tennessee	SECN	7 p.m.
9	South Carolina at Mississippi State	ESPN3	7 p.m.
9	LSU at Auburn	CSS	8 p.m.
10	Kentucky at Vanderbilt	ESPN/2	8 p.m.
12	Tennessee at Alabama	ESPN2	12 p.m.
12	Auburn at South Carolina	SECN	12:30 p.m.
12	Mississippi State at Georgia	SECN	12:30 p.m.
12	Florida at LSU	ESPNU	3 p.m.
12	Texas A&M at Kentucky	SECN	3 p.m.
12	Vanderbilt at Arkansas	FSN	5 p.m.
12	Missouri at Ole Miss	FSN	7 p.m.
15	Tennessee at Kentucky	ESPN	6 p.m.
15	Ole Miss at Vanderbilt	ESPNU	8 p.m.
16	Auburn at Arkansas	SECN	7 p.m.
16	Georgia at Missouri	SECN	7 p.m.
16	Alabama at Mississippi State	CSS	8 p.m.
16	South Carolina at LSU	ESPN3	7 p.m.
17	Florida at Texas A&M	ESPN/2	6 p.m.

19	Arkansas at Ole Miss	SECN	12:30 p.m.
19	Vanderbilt at South Carolina	SECN	12:30 p.m.
19	Missouri at Florida	ESPN	1 p.m.
19	Mississippi State at Tennessee	SECN	3 p.m.
19	LSU at Georgia	CSS	7 p.m.
19	Texas A&M at Alabama	FSN	5 p.m.
19	Kentucky at Auburn	ESPNU	TBD
22	South Carolina at Missouri	ESPNU	6 p.m.
22	Kentucky at Alabama	ESPN	8 p.m.
23	Florida at Georgia	SECN	7 p.m.
23	Texas A&M at LSU	SECN	7 p.m.
23	Mississippi State at Arkansas	CSS	8 p.m.
23	Auburn at Vanderbilt	ESPN3	TBD
24	Tennessee at Ole Miss	ESPN/2	6 p.m.
26	Arkansas at South Carolina	SECN	12:30 p.m.
26	Alabama at Tennessee	ESPN/2	1 p.m.
26	LSU at Kentucky	SECN	3 p.m.
26	Vanderbilt at Missouri	ESPNU	4 p.m.
26	Georgia at Texas A&M	FSN	5 p.m.
26	Florida at Mississippi State	ESPN2	7 p.m.
26	Ole Miss at Auburn	FSN	7 p.m.
29	Vanderbilt at Tennessee	ESPNU	6 p.m.
29	Kentucky at Ole Miss	ESPN	8 p.m.
30	Auburn at Georgia	CSS	6 p.m.
30	Missouri at LSU	SECN	7 p.m.
30	South Carolina at Florida	SECN	7 p.m.
30	Texas A&M at Mississippi State	ESPN3	7 p.m.
31	Arkansas at Alabama	ESPN/2	8 p.m.

February

2	Auburn at Missouri	SECN	12:30 p.m.
2	Georgia at South Carolina	SECN	12:30 p.m.
2	Alabama at Vanderbilt	SECN	3 p.m.
2	Tennessee at Arkansas	ESPN2	3 p.m.
2	LSU at Mississippi State	FSN	4:30 p.m.
2	Kentucky at Texas A&M	ESPN	5 p.m.
2	Ole Miss at Florida	ESPNU	6 p.m.
5	Florida at Arkansas	ESPN	6 p.m.
5	South Carolina at Kentucky	ESPNU	8 p.m.
6	Alabama at Auburn	SECN	7 p.m.
6	Georgia at Tennessee	SECN	7 p.m.
6	Vanderbilt at LSU	ESPN3	7 p.m.
6	Mississippi State at Ole Miss	CSS	8 p.m.
7	Missouri at Texas A&M	ESPN/2	8 p.m.
9	Ole Miss at Vanderbilt	CBS Sports	12 p.m.
9	Arkansas at Vanderbilt	SECN	12:30 p.m.
9	Auburn at Kentucky	SECN	3 p.m.
9	Texas A&M at Georgia	ESPNU	4 p.m.
9	Mississippi State at Florida	FSN	4 p.m.
9	LSU at Alabama	ESPN2	7 p.m.
10	Tennessee at South Carolina	FSN	2 p.m.
12	Kentucky at Florida	ESPN	6 p.m.
12	Alabama at Georgia	ESPNU	8 p.m.
13	Missouri at Mississippi State	SECN	7 p.m.
13	Tennessee at Vanderbilt	SECN	7 p.m.
13	Ole Miss at Texas A&M	ESPN3	7 p.m.
13	Arkansas at Auburn	CSS	8 p.m.
14	LSU at South Carolina	ESPN/2	6 p.m.
16	Kentucky at Tennessee	CBS Sports	12 p.m.
16	Florida at Auburn	SECN	12:30 p.m.
16	South Carolina at Alabama	SECN	3 p.m.
16	Missouri at Arkansas	ESPN/2	3 p.m.
16	Mississippi State at LSU	ESPNU	4 p.m.
16	Texas A&M at Vanderbilt	FSN	5:30 p.m.
16	Georgia at Ole Miss	ESPN2	7 p.m.
19	LSU at Tennessee	ESPNU	6 p.m.
19	Florida at Missouri	ESPN	8 p.m.
20	Ole Miss at South Carolina	CSS	6 p.m.
20	Mississippi State at Alabama	SECN	7 p.m.
20	Vanderbilt at Kentucky	SECN	7 p.m.
20	Texas A&M at Auburn	ESPN3	TBD



Storm Warren

21	Georgia at Arkansas	ESPN/2	6 p.m.
23	Alabama at LSU	SECN	12:30 p.m.
23	Vanderbilt at Mississippi State	SECN	12:30 p.m.
23	South Carolina at Georgia	CBS Sports	1 p.m.
23	Tennessee at Texas A&M	SECN	3 p.m.
23	Auburn at Ole Miss	FSN	4 p.m.
23	Arkansas at Florida	ESPNU	6 p.m.
23	Missouri at Kentucky	ESPN/2	8 p.m.
26	Auburn at Alabama	ESPNU	6 p.m.
26	Florida at Tennessee	ESPN	8 p.m.
27	Arkansas at LSU	SECN	7 p.m.
27	Mississippi State at Kentucky	SECN	7 p.m.
27	Texas A&M at Ole Miss	ESPN3	7 p.m.
27	Georgia at Vanderbilt	FSN	8 p.m.
28	Missouri at South Carolina	ESPN/2	8 p.m.

March

2	Alabama at Florida	ESPN/2	11 a.m.
2	Tennessee at Georgia	SECN	12:30 p.m.
2	Kentucky at Arkansas	CBS Sports	3 p.m.
2	LSU at Missouri	SECN	3 p.m.
2	Ole Miss at Mississippi State	FSN	4 p.m.
2	South Carolina at Texas A&M	ESPNU	6 p.m.
2	Vanderbilt at Auburn	ESPN2	8 p.m.
5	Arkansas at Missouri	ESPN	6 p.m.
5	Alabama at Ole Miss	ESPNU	8 p.m.
6	Mississippi State at South Carolina	ESPN3	6 p.m.
6	Vanderbilt at Florida	SECN	7 p.m.
6	LSU at Texas A&M	SECN	7 p.m.
6	Tennessee at Auburn	CSS	8 p.m.
7	Kentucky at Georgia	ESPN/2	6 p.m.
9	Florida at Kentucky	CBS Sports	11 a.m.
9	Ole Miss at LSU	SECN	12:30 p.m.
9	South Carolina at Vanderbilt	SECN	12:30 p.m.
9	Texas A&M at Arkansas	ESPNU	1 p.m.
9	Georgia at Alabama	SECN	3 p.m.
9	Missouri at Tennessee	ESPN/2	3 p.m.
9	Auburn at Mississippi State	FSN	4:30 p.m.

The Southeastern Conference Tournament in Nashville, March 13-17, will be televised by the SEC Network, ESPNU and ESPN on ABC Sports. The SEC Network will televise the Wednesday night games, all four games on Thursday and the two night quarterfinals on Friday. ESPNU will televise the Friday afternoon quarterfinals and ESPN on ABC will televise the semifinals Saturday and the championship game on Sunday.



The 2013 Southeastern Conference Men's Basketball Tournament returns to Bridgestone Arena in Nashville. It will be the fourth time that the arena has served as the host of the SEC Tournament, having also hosted in 2001, 2006 and 2010.

Also the home of the NHL's Nashville Predators, Bridgestone Arena has the distinction of being one of the busiest venues in the United States over the past decade and a half, hosting more than 18 million guests during that time. Seating capacity is approximately 18,160 for basketball games.

The winner of the 13-game tournament receives the SEC's automatic bid to the NCAA Tournament. The tournament seeds are determined by the 18-game conference schedule during the regular season. Teams are seeded 1-14 based on their regular season conference finish.

Atlanta served as host of the inaugural SEC Tournament played following the 1932-33 season and did so again after the 1933-34 season. The event was held every year through 1952, with the exception of 1935. After a 26-year layoff (1953-78), the tournament was renewed in 1979. The 2012 tournament will be the 52nd in league history and the 33rd since the renewal.

The SEC has shown extraordinary balance in the tournament, evidenced by the fact that a different school won the first seven titles after the renewal. The event has helped set the stage for SEC teams in the NCAA Tournament, as 21 of tournament champions since the tournament resumed in 1979 have advanced to at least the Sweet 16.

Three of the last 15 SEC Tournament champions have gone on to win the national championship. Since the renewal in 1979, the SEC Tournament Champion has failed to win at least one NCAA Tournament game only four times.

Kentucky leads the league with 27 SEC Tournament titles. Alabama is second with six, while Tennessee ranks third with four. Florida and Mississippi State each have three championship trophies while Georgia and Vanderbilt have two. Arkansas, Auburn, LSU, Ole Miss and former league member Georgia Tech have each won one SEC Tournament championship.



2013 SEC Tournament

March 13-17 • BRIDGESTONE ARENA • Nashville, Tenn.

First Round - March 13 (Wednesday)

Game 1 Seed #12 vs. Seed #13 (SEC Net) 6:30 p.m. CT
Game 2 Seed #11 vs. Seed #14 (SEC Net) 9 p.m. CT

First Round - March 14 (Thursday)

Game 3 Seed #8 vs. Seed #9 (SEC Net) Noon CT
Game 4 Seed #5 vs. Winner of Game 1 (SEC Net) 2:30 p.m. CT
Game 5 Seed #7 vs. Seed #10 (SEC Net) 6:30 p.m. CT
Game 6 Seed #6 vs. Winner of Game 2 (SEC Net) 9 p.m. CT

Second Round - March 9 (Friday)

Game 7 Game 3 Winner vs. Seed #1 (ESPNU) Noon CT
Game 8 Game 4 Winner vs. Seed #4 (ESPNU) 2:30 p.m. CT
Game 9 Game 5 Winner vs. Seed #2 (SEC Net) 6:30 p.m. CT
Game 10 Game 6 Winner vs. Seed #3 (SEC Net) 9 p.m. CT

Semifinals - March 10 (Saturday)

Game 11 Game 7 Winner vs. Game 8 Winner (ABC), Noon CT
Game 12 Game 9 Winner vs. Game 10 Winner (ABC), 2:30 p.m. CT

Championship - March 11 (Sunday)

Game 13 Game 11 Winner vs. Game 12 Winner (ABC), 1 p.m. CT

SEC Tournament Records

TEAM	YRS	WON	LOST	PCT.	TITLES	LSU VS.
Kentucky	51	119	23	.838	27	2-15
Alabama	53	60	46	.566	6	2-5
Tennessee	51	60	48	.555	4	3-7
Arkansas	20	20	20	.500	1	2-2
LSU	53	44	52	.458	1	---
Florida	47	36	44	.450	3	8-2
Georgia	52	40	50	.444	2	5-3
South Carolina	21	16	21	.432	0	0-3
Vanderbilt	51	35	49	.417	2	7-3
Auburn	48	28	48	.368	1	5-3
Mississippi St.	52	27	49	.355	3	3-2
Ole Miss	48	26	49	.347	1	5-3
FORMER MEMBERS						
Georgia Tech	19	14	18	.438	1	1-0
Tulane	16	12	16	.429	0	2-2
Sewanee	2	0	2	.000	0	1-0

1933 - Atlanta Athletic Club, Atlanta, Ga.

First Round - LSU 57, Auburn 33
 Quarterfinals - LSU 55, Tennessee 43
 Semifinals - Kentucky 51, LSU 38

1934 - Atlanta Athletic Club, Atlanta, Ga.

Quarterfinals - Tennessee 42, LSU 35

1936 - Alumni Memorial Gym, Knoxville, Tenn.

Quarterfinals - Alabama 52, LSU 30

1937 - Alumni Memorial Gym, Knoxville, Tenn.

Quarterfinals - Kentucky 57, LSU 37

1938 - Huey Long Field House, Baton Rouge, La.

Quarterfinals - LSU 60, Auburn 34
 Semifinals - Ole Miss 68, LSU 40

1939 - Alumni Memorial Gym, Knoxville, Tenn.

First Round - LSU 55, Sewanee 35
 Quarterfinals - LSU 50, Georgia 28
 Semifinals - Kentucky 53, LSU 34

1940 - Alumni Memorial Gym, Knoxville, Tenn.

First Round - LSU 57, Tulane 44
 Quarterfinals - Alabama 51, LSU 25

1941 - Jefferson County Armory, Louisville, Ky.

First Round - Vanderbilt 63, LSU 49

1942 - Jefferson County Armory, Louisville, Ky.

Quarterfinals - Alabama 45, LSU 31 (OT)

1943 - Jefferson County Armory, Louisville, Ky.

First Round - LSU 67, Auburn 38
 Quarterfinals - LSU 46, Alabama 41
 Semifinals - Tennessee 52, LSU 34

1944 - Jefferson County Armory, Louisville, Ky.

Semifinals - Kentucky 55, LSU 28

1945 - Jefferson County Armory, Louisville, Ky.

Quarterfinals - Kentucky 68, LSU 37

1946 - Jefferson County Armory, Louisville, Ky.

First Round - LSU 74, Tulane 29
 Quarterfinals - LSU 69, Ole Miss 34
 Semifinals - LSU 60, Georgia 41
 Finals - Kentucky 59, LSU 36

1947 - Jefferson County Armory, Louisville, Ky.

First Round - LSU 61, Ole Miss 36
 Quarterfinals - LSU 60, Florida 45
 Semifinals - Tulane 63, LSU 50

1948 - Jefferson County Armory, Louisville, Ky.

Quarterfinals - Kentucky 63, LSU 47

1949 - Jefferson County Armory, Louisville, Ky.

First Round - LSU 55, Georgia Tech 53
 Quarterfinals - LSU 60, Vanderbilt 56
 Semifinals - Tulane 72, LSU 63

1950 - Jefferson County Armory, Louisville, Ky.

First Round - LSU 66, Florida 57
 Quarterfinals - LSU 73, Auburn 45
 Semifinals - Tennessee 81, LSU 79 (OT)

1951 - Jefferson County Armory, Louisville, Ky.

Quarterfinals - LSU 62, Ole Miss 57
 Semifinals - Vanderbilt 75, LSU 63

1952 - Jefferson County Armory, Louisville, Ky.

First Round - LSU 77, Mississippi State 44
 Quarterfinals - LSU 75, Ole Miss 60
 Semifinals - LSU 77, Florida 69
 Finals - Kentucky 44, LSU 43

1979 - Birmingham Coliseum, Birmingham, Ala.

Semifinals - (6) Kentucky 80, (1) LSU 67

1980 - Birmingham Coliseum, Birmingham, Ala.

Quarterfinals - (2) LSU 95, (10) Florida 82
 Semifinals - (2) LSU 73, (3) Alabama 66
 Finals - (2) LSU 80, (1) Kentucky 78

1981 - Birmingham Coliseum, Birmingham, Ala.

Quarterfinals - (1) LSU 85, (8) Florida 73
 Semifinals - (5) Georgia 68, (1) LSU 60

1982 - Rupp Arena, Lexington, Ky.

Quarterfinals - (4) Ole Miss 59, (5) LSU 52

1983 - Birmingham Coliseum, Birmingham, Ala.

Quarterfinals - (7) Tennessee 74, (2) LSU 71

1984 - Memorial Gymnasium, Nashville, Tenn.

Quarterfinals - (5) Alabama 72, (4) LSU 70 (OT)

1985 - Birmingham Coliseum, Birmingham, Ala.

Quarterfinals - (8) Auburn 58, (1) LSU 55

1986 - Rupp Arena, Lexington, Ky.

Quarterfinals - (5) LSU 72, (4) Florida 66
 Semifinals - (1) Kentucky 61, (5) LSU 58

1987 - The Omni, Atlanta, Ga.

First Round - (7) LSU 68, (10) Mississippi St. 54
 Quarterfinals - (7) LSU 72, (2) Florida 66
 Semifinals - (7) LSU 89, (3) Georgia 88 (2OT)
 Finals - (1) Alabama 69, (7) LSU 62

1988 - Maravich Center, Baton Rouge, La.

Quarterfinals - (4) LSU 87, (5) Vanderbilt 80
 Semifinals - (1) Kentucky 86, (4) LSU 80

1989 - Thompson-Boling Arena, Knoxville, Tenn.

Quarterfinals - (5) Tennessee 95, (4) LSU 77

1990 - Orlando Arena, Orlando, Fla.

Quarterfinals - (6) Auburn 78, (3) LSU 76

1991 - Memorial Gym, Nashville, Tenn.

Quarterfinals - (7) Auburn 92, (2) LSU 77

1992 - BJCC, Birmingham, Ala.

Quarterfinals - (W2) LSU 99, (E3) Tennessee 89
 Semifinals - (E1) Kentucky 80, (W2) LSU 74

1993 - Rupp Arena, Lexington, Ky.

Quarterfinals - (W2) LSU 89, (W5) Ole Miss 70
 Semifinals - (W2) LSU 72, (E1) Vanderbilt 62
 Finals - (E2) Kentucky 82, (W2) LSU 65

1994 - The Pyramid, Memphis, Tenn.

First Round - (E4) Georgia 83, (W5) LSU 70

1995 - Georgia Dome, Atlanta, Ga.

First Round - (E4) Vanderbilt 85, (W5) LSU 61

1996 - Louisiana Superdome, New Orleans, La.

First Round - (E3) South Carolina 85, (W6) LSU 76

1997 - The Pyramid, Memphis, Tenn.

First Round - (E3) Georgia 75, (W6) LSU 54

1998 - Georgia Dome, Atlanta, Ga.

First Round - (E3) Tennessee 73, (W6) LSU 62

1999 - Georgia Dome, Atlanta, Ga.

First Round - (E3) Florida 97, (W6) LSU 75

2000 - Georgia Dome, Atlanta, Ga.

Quarterfinals - (W1) LSU 71, (E4) Vanderbilt 60
 Semifinals - (W2) Arkansas 69, (W1) LSU 67

2001 - Gaylord Center, Nashville, Tenn.

First Round - (W6) LSU 63, (E3) Georgia 62
 Quarterfinals - (W2) Arkansas 77, (W6) LSU 72

2002 - Georgia Dome, Atlanta, Ga.

First Round - (W4) LSU 69, (E5) Vanderbilt 62
 Quarterfinals - (W4) LSU 78, (E3) Georgia 76
 Semifinals - (W2) Mississippi St. 57, (W4) LSU 51

2003 - Louisiana Superdome, New Orleans, La.

First Round - (W3) LSU 85, (W6) Arkansas 56
 Quarterfinals - (W3) LSU 65, (E2) Florida 61
 Semifinals - (W1) Mississippi St. 76, (W3) LSU 61

2004 - Georgia Dome, Atlanta, Ga.

Quarterfinals - (E3) S. Carolina 85, (W2) LSU 64

2005 - Georgia Dome, Atlanta, Ga.

Quarterfinals - (W2) LSU 89, (W6) Auburn 58
 Semifinals - (E1) Kentucky 79, (W2) LSU 78 (ot)

2006 - Gaylord Center, Nashville, Tenn.

Quarterfinals - (W1) LSU 92, (E4) Vanderbilt 73
 Semifinals - (E2) Florida 81, (W1) LSU 65

2007 - Georgia Dome, Atlanta, Ga.

First Round - (W6) LSU 76, (E3) Tenn. 67 (ot)
 Quarterfinals - (W2) Ole Miss 80, (W6) LSU 60

2008 - Georgia Dome, Atlanta, Ga.

First Round - (E5) South Carolina 77, (W4) LSU 73

2009 - St. Pete Times Forum, Tampa, Fla.

Quarterfinals - (W1) LSU 67, (E4) Kentucky 58
 Semifinals - (W3) Mississippi St. 67, (W1) LSU 57

2010 - Bridgestone Arena, Nashville, Tenn.

First Round - (E3) Tennessee 59, (W6) LSU 49

2011 - Georgia Dome, Atlanta, Ga.

First Round - (E3) Vanderbilt 62, (W6) LSU 50

2012 - New Orleans Arena, New Orleans, La.

First Round - (8) LSU 70, (9) Arkansas 54
 Quarterfinals - (1) Kentucky 60, (8) LSU 51

**NCAA Tournament
Selection Sunday - March 17
2013**

**First Four
March 19 and 20, 2013**

UD Arena
Dayton, Ohio
Host: University of Dayton

**Second and Third Rounds
March 21/23 and 22/24, 2013**

The Palace of Auburn Hills
Auburn Hills, Michigan
Host: Oakland University

Rupp Arena
Lexington, Ky.
Host: University of Kentucky

Energy Solutions Arena
Salt Lake City, Utah
Host: University of Utah

HP Pavilion
San Jose State, Calif.
Host: West Coast Conference

University of Dayton Arena
Dayton, Ohio
Host: University of Dayton

Frank Erwin Center
Austin, Texas
Host: University of Texas at Austin

Sprint Center
Kansas City, Mo.
Host: Missouri Valley Conference

Wells Fargo Center
Philadelphia, Pa.
Host: Temple

**Regional Sites
March 28/30 and 29/31, 2013**

**East Regional
Verizon Center**
Washington, D.C.
Host: Georgetown University

**West Regional
Staples Center**
Los Angeles, Calif.
Host: Pepperdine University

**Midwest Regional
Lucas Oil Stadium**
Indianapolis, Ind.
Host: Butler Univ., IUPUI, Horizon League

**South Regional
Cowboys Stadium**
Arlington, Texas
Host: Big 12 Conference

**NCAA Final Four
April 6 and 8, 2013**

Mercedes-Benz Superdome
New Orleans, La.
Host: Tulane University

**National Invitation
Tournament
First Round - Campus Sites
March 19-20**

**Second Round - Campus Sites
March 21-25**

**Third Round - Campus Sites
March 26-27**

Semifinals - Madison Square Garden
New York, N. Y.
April 2

Finals - Madison Square Garden
New York, N. Y.
April 4

Travel/Road Hotels

The following information regarding LSU road locations is based on plans made prior to the season and at press time for this book. It should be noted that plans are subject to change. As a rule, all practices are closed on the road. Players are not available on the road for pregame interviews and Coach Jones will normally not conduct interviews on game day until after the game. LSU Senior Associate SID Kent Lowe will be traveling with the team for all games.

**Boise State
Dec. 14, 2012 - Boise, Id.**

**UC Irvine
Dec. 18, 2012 - Irvine, Cal.**
LSU will fly commercially to Boise on Thursday, Dec. 13, and head quarter at the Courtyard Downtown Boise, 222 Broadway Ave, Boise, id., 83702. LSU will depart via commercial air to California and headquarter at the Hilton Irvine Orange County Airport, Irvine, Calif., 92612. Team will return to Baton Rouge on Dec. 19.

**Marquette
Dec. 22, 2012 - Milwaukee, Wis.**
LSU will charter to Milwaukee on Dec. 21 and headquarter at The Pfister, 424 East Wisconsin Ave., Milwaukee, Wis., 53202. Team will depart Milwaukee for Baton Rouge via charter plane following the game on Dec. 22.

**Auburn
Jan. 9, 2013 - Auburn, Ala.**
LSU will charter to Auburn on Jan. 8 ... Headquarters at the Auburn University Hotel and Conference Center, 241 South College Street, Auburn, Ala. 38690 ... Team will depart Auburn following the game on Jan. 9.

**Georgia
Jan. 19, 2013 - Athens, Ga.**
Team will charter to Athens on Jan. 18 ... Headquarters at the Courtyard by Marriott, 166 North Finley, Athens, Ga. 30601 ... Team will depart Athens following the game on Jan. 19.

**Kentucky
Jan. 26, 2013**
LSU will headquarter at the Hilton Garden Inn, 800 Hollywood Drive, Tuscaloosa, Ala., 35405, arriving on Jan. 10. Team will depart after the game on Jan. 11.

**Mississippi State
Feb. 2, 2013 - Starkville, Miss.**
LSU will bus to Starkville on Feb. 1. Headquarters at the Hilton Garden Inn, 975 Hwy 12 East, Starkville, Miss., 39759. Team will depart after game on Feb. 2.

**Alabama
Feb. 9, 2013 - Tuscaloosa, Ala.**
LSU will bus to Tuscaloosa on Feb. 8. Headquarters at the Hilton Garden Inn, 800 Hollywood Drive, Tuscaloosa, Ala., 35405. Team will depart after the game on Feb. 9.

**South Carolina
Feb. 14, 2013 - Columbia, S.C.**
LSU will charter to Columbia on Feb. 13. Headquarters will be at The Inn at USC, 1619 Pendleton Street, Columbia, S.C. 29201. Team will depart after game on Feb. 14.

**Tennessee
Feb. 19, 2013 - Knoxville, Tenn.**
LSU will charter to Knoxville on Feb. 18. Headquarters at the Knoxville Hilton, 501 West Church Ave., Knoxville, Tenn. 37902. Team will depart after game on Feb. 19.

**Missouri
March 2, 2013 - Columbia, Mo.**
LSU will charter to the game on March 1. Headquarters at the Hampton Inn & Suites, 1225 Fellows Place, Columbia, Mo. 65201 ... Team will depart after game on March 2.

**Texas A&M
March 6, 2013 - College Station, Texas**
LSU will charter to the game on March 5. Headquarters at the 801 University Drive East, College Station, Texas 77840. Team will depart after the game on March 6.

**SEC Tournament
March 13-17 - Nashville, Tenn.**
LSU arrival depends on first game start time. Headquarters at the Nashville Doubletree, 315 4th Avenue North, Nashville, Tenn. 37219. Team departure to be announced.

**STANLEY ROBERTS**

Field goal percentage co-leader

**DARREL MITCHELL**

Career three-point field goal leader (258)

**EDDIE PALUBINKAS**15-15 from free throw line
(single-game best)

Individual Records

POINTS

Game:	69	by Pete Maravich vs. Alabama, 2-7-70
Season:	1,381	by Pete Maravich, 1969-70
Freshman:	965	by Chris Jackson, 1988-89
Sophomore:	1,138	by Pete Maravich, 1967-68
Junior:	1,148	by Pete Maravich, 1968-69
Senior:	1,381	by Pete Maravich, 1969-70
Career:	3,667	by Pete Maravich, 1967-70

SCORING AVERAGE

Season:	44.5	by Pete Maravich, 1969-70
Career:	44.2	by Pete Maravich, 1967-70

FIELD GOALS MADE

Game:	26	by Pete Maravich vs. Vanderbilt, 12-11-69 & vs. Alabama, 2-7-70
Season:	522	by Pete Maravich, 1969-70
Career:	1,387	by Pete Maravich, 1967-70

FIELD GOALS ATTEMPTED

Game:	57	by Pete Maravich vs. Vanderbilt, 1-29-69 & vs. Alabama, 2-7-70
Season:	1,168	by Pete Maravich, 1969-70
Career:	3,166	by Pete Maravich, 1967-70

FIELD GOAL PERCENTAGE

Game (Min. 10 Att.):	1.000	by Stanley Roberts, 10-10, vs. Loyola Marymount, 2-3-90
	1.000	by Durand Macklin, 12-12, vs. Mississippi State, 1-5-80
	1.000	by Bill Wilson, 10-10 vs. Georgia, 1964
Season (Min. 100 Att.):	.675	by Dave Ramsden, 112-166, 1968-69
Career (Min. 250 Att.):	.643	by Dave Ramsden, 164-255, 1966-69

THREE-POINT FIELD GOALS MADE

Game:	10	by Chris Jackson vs. Tennessee, 2-10-90
Season:	95	by Anthony Wilson, 1986-87
Career:	258	by Darrel Mitchell, 2003-06

THREE-POINT FIELD GOALS ATTEMPTED

Game:	20	by Chris Jackson vs. Ole Miss, 3-4-89 & vs. Tennessee, 2-10-90
Season:	246	by Chris Jackson, 1989-90
Career:	605	by Torris Bright, 2000-03

THREE-POINT FIELD GOAL PERCENTAGE

Game (Min. 5 Att.):	1.000	by Antonio Hudson, 6-6, vs. Louisiana-Lafayette, 11-21-04
	1.000	by Collis Temple, 5-5, vs. Nicholls State, 12-22-00
	1.000	by Torris Bright, 5-5, at Arizona, 12-20-00
	1.000	by Darrel Mitchell, 5-5, vs. Auburn, 2-26-03
Season (Min. 50 Att.):	.509	by Jamie Brandon, 27-53, 1992-93
Career (Min. 75 Att.):	.489	by Justin Anderson, 45-92, 1991-92
Career (Min. 100 Att.):	.438	by Jamie Brandon, 46-105, 1991-93

FREE THROWS MADE

Game:	30	by Pete Maravich, vs. Oregon State, 12-22-69
Season:	337	by Pete Maravich, 1969-70
Career:	893	by Pete Maravich, 1967-70

FREE THROWS ATTEMPTED

Game:	31	by Pete Maravich, vs. Oregon State, 12-22-69
Season:	337	by Pete Maravich, 1969-70
Career:	1,152	by Pete Maravich, 1967-70

CONSECUTIVE FREE THROWS MADE

Game:	21	by Pete Maravich, vs. Oregon State, 12-22-69
Season:	35	by Chris Jackson, 1989-90
Two Seasons:	31	by Eddie Palubinkas, 1973-74

FREE THROW PERCENTAGE

Game (Min. 15 Att.):	1.000	by Eddie Palubinkas, 15-15, vs. Mississippi State, 3-1-73
Season (Min. 50 Att.):	.9095	by Chris Jackson, 191-210, 1989-90
Career (Min. 200 Att.):	.875	by Eddie Palubinkas, 259-295, 1972-74

REBOUNDS

Game:	32	by Durand Macklin, vs. Tulane, 11-26-76
Season:	474	by Al Sanders, 1969-70
Career:	1,276	by Durand Macklin, 1976-81

REBOUND AVERAGE

Season:	17.3	by Bob Pettit, 1953-54
Career:	14.8	by Bob Pettit, 1951-54

FOULS

Season:	125	by Al Sanders, 1969-70
Career:	407	by Greg Cook, 1976-77; 1978-81

ASSISTS

Game:	19	by Kenny Higgs, vs. Georgia, 1-17-77
Season:	239	by Kenny Higgs, 1976-77
Career:	645	by Kenny Higgs, 1974-78

ASSIST AVERAGE

Season:	8.9	by Kenny Higgs, 1976-77
Career:	6.1	by Kenny Higgs, 1974-78

GAMES

Season:	39	by Bernard Woodside, 1986-87
Career:	137	by Tasmin Mitchell, 2005-10

GAMES STARTED

Season:	38	by Anthony Wilson, 1986-87 & Derrick Taylor, Don Redden, 1985-86
Career:	136	by Tasmin Mitchell, 2005-10

STEALS

Game:	10	by Shawn Griggs vs. Tennessee, 2-23-91
Season:	93	by Darryl Joe, 1986-87
Career:	310	by Clarence Ceasar, 1991-95

STEAL AVERAGE

Season:	3.0	by Clarence Ceasar, 1993-94; 1994-95
Career:	2.8	by Clarence Ceasar, 1992-95

BLOCKED SHOTS

Game:	12	by Shaquille O'Neal, vs. Loyola Marymount, 2-3-90
Season:	157	by Shaquille O'Neal, 1991-92
Career:	412	by Shaquille O'Neal, 1989-92

BLOCK AVERAGE

Season:	5.2	by Shaquille O'Neal, 1991-92
Career:	4.6	by Shaquille O'Neal, 1989-92

MINUTES PLAYED

Season:	1,342	by Derrick Taylor, 1985-86
Career:	4,692	by Tasmin Mitchell, 2005-10

Team Records

POINTS

Game:	159	vs. Northern Arizona, 12-28-91 (LSU, 159-86)
Home Court:	159	vs. Northern Arizona, 12-28-91 (LSU, 159-86)
Road/Neutral:	124	vs. Texas, 1-2-90 (LSU 124-113)
1st half:	80	vs. Northern Arizona, 12-28-91 (LSU, 159-86)
2nd half:	79	vs. Northern Arizona, 12-28-91 (LSU, 159-86)
In a loss:	112	vs. Ole Miss, 3-4-89 (Ole Miss, 113-112-OT)
By Opponent:	141	by Loyola Marymount, 2-3-90 (LSU 148-141-OT)
Two Teams:	289	LSU (148), Loyola Marymount (141), 2-3-90
Season:	2,985	in 1969-70 (32 games)
Average:	93.3	in 1969-70 (2,985 in 32 games)
By Opponent:	2,861	in 1988-89 (32 games)

FIELD GOALS MADE

Game	61	vs. Loyola Marymount, 2-3-90
Two Teams:	113	LSU (61) vs. Loyola Marymount (52), 2-3-90
Season:	1,170	in 1985-86



TASMIN MITCHELL

Most career games started (136)



DERRICK TAYLOR

Most minutes played in a season (1,342)



CLARENCE CAESAR

Career leader in steals (310)

**RANDY LIVINGSTON**

Had 18 of LSU's school record
38 assists against George Mason in 1994.

**SHAQUILLE O'NEAL**

Had a triple-double with 10 of LSU's
16 blocks against Texas in 1990.

FIELD GOALS ATTEMPTED

Game: 114 vs. Louisiana College, 12-7-53
Season: 2,403 in 1969-70

FIELD GOAL PERCENTAGE

Game: .714 vs. Clemson, 12-20-69 (50 of 70)
Season: .520 in 1978-79 (964 of 1,854)

THREE-POINT FIELD GOALS MADE

Game: 17 at Tennessee, 3-01-03
Season: 215 in 2002-03

THREE-POINT FIELD GOALS ATTEMPTED

Game: 40 vs. South Carolina, 2-10-96
Season: 614 in 1995-96

THREE-POINT FIELD GOAL PERCENTAGE

Game: 1.000 vs. Arkansas State, 12-4-86 (3-3)
Season: .401 in 1986-87 season (181-451)

FREE THROWS MADE

Game: 41 vs. Tulane, 12-22-79
Season: 667 in 1969-70

FREE THROWS ATTEMPTED

Game: 55 vs. Tulane, 12-22-79
Season: 944 in 1980-81

FREE THROW PERCENTAGE

Game: 1.000 vs. Tennessee, 3-11-83 (11-11)
1.000 at Vanderbilt, 2-8-12 (10-10)
Season: .770 in 1988-89 (557-723)

REBOUNDS

Game: 80 vs. Montana State, 12-27-76
Season: 1,691 in 1969-70 (32 games)
Average: 52.8 in 1969-70 (1,691 in 32 games)

FOULS

Season: 747 in 1986-87
Fouled Out: 37 in 1952-53, 1973-74

ASSISTS

Game: 38 vs. George Mason, 12-3-94
Season: 616 in 1974-75
Average: 23.7 in 1974-75 (616 in 26 games)

BLOCKED SHOTS

Game: 16 vs. Texas, 1-2-90; 16 vs. Alcorn State, 11-20-08
Season: 225 in 1989-90
Average: 7.0 in 1989-90 (225 in 32 games)

STEALS

Game: 23 vs. Tennessee, 2-23-91
Season: 352 in 1986-87
Average: 10.5 in 1990-91 (316 in 30 games)

GAMES

Season: 39 in 1986-87
Most Wins: 31 in 1980-81
Most Losses: 23 in 1966-67
Win Streak: 26 in 1980-81

ATTENDANCE

Game (Paid): 68,112 Louisiana Superdome, Jan. 20, 1990 vs. Notre Dame
Game (Turnstile): 54,321 Louisiana Superdome, Jan. 28, 1989 vs. Georgetown
Game (PMAC): 15,694 vs. Ole Miss, 2-25-81
Game (PMAC-2006 reconfiguration): 13,839 vs. Xavier, 1-24-09
Season (Home): 314,369 in 1989-90 (19 games, one in Louisiana Superdome)
Season (PMAC): 246,257 in 1989-90 (18 games)
Season Average: 13,708 in 1980-81 (15 games)

LONGEST OVERALL WINNING STREAK

1. 26 - Nov. 30, 1980 to Feb. 28, 1981
2. 19 - Dec. 29, 1952 to March 14, 1953
3. 18 - Feb. 14, 1920 to Feb. 11, 1921
4. 17 - Feb. 1917 to Feb. 6, 1918
5. 15 - Feb. 1921 to March 16, 1922

LONGEST SEC WINNING STREAK

1. 32 - Feb. 4, 1952 to March 6, 1954
2. 23 - Jan. 1, 1934 to Dec. 23, 1935
3. 17 - Jan. 3, 1981 to Feb. 25, 1981
4. 13 - Jan. 14, 2009 to Feb. 28, 2009
4. 13 - Feb. 16, 2005 to Feb. 1, 2006
6. 12 - Feb. 9, 1945 to Jan. 11, 1947

SEC HOME WINNING STREAK

1. 26 - Feb. 13, 1933 to Jan. 31, 1936
2. 20 - Jan. 14, 1952 to Feb. 22, 1954
3. 19 - March 3, 2004 to Jan. 17, 2007
4. 15 - Jan. 3, 1981 to Feb. 10, 1982
5. 12 - Jan. 14, 1984 to Jan. 26, 1985

SEC ROAD WINNING STEAK

1. 14 - Feb. 4, 1952 to March 6, 1954
1. 14 - Jan. 19, 1980 to Feb. 21, 1981
3. 10 - Feb. 19, 1942 to Feb. 20, 1943
4. 6 - Jan. 17, 2009 to Feb. 28, 2009
4. 6 - Feb. 16, 2005 to Jan. 28, 2006
4. 6 - Jan. 11, 1946 to Jan. 11, 1947

CONSECUTIVE WINNING SEASONS

1. 11 - 1982-83 - 1992-93
2. 9 - 1913-14 - 1921-22
3. 6 - 2001-02 to 2006-07
3. 5 - 1976-77 - 1980-81
5. 4 - 1931-32 - 1934-35

CONSECUTIVE NON-LOSING SEASONS

1. 17 - 1976-77 - 1992-93
2. 12 - 1931-32 - 1942-43
3. 10 - 1913-14 - 1922-23

30-WIN SEASONS

- 1 - 1980-81

25-WIN SEASONS

- 6 - 1979-80, 1980-81, 1985-86, 1999-2000, 2005-06, 2008-09

20-WIN SEASONS

- 19 - last in 2008-09

RECORD IN SEASON OPENERS

- Overall - 85-19 (.817)
SEC Openers - 44-35 (.557)

MOST VICTORIES - TWO YEAR PERIOD

1. 57 - 1980-1981
2. 50 - 1986-1987
3. 49 - 1979-1980
4. 47 - 2005-2006
5. 45 - 1985-1986

MOST VICTORIES - THREE YEAR PERIOD

1. 80 - 1979-1981
2. 71 - 1980-1982
3. 69 - 1985-1987
4. 68 - 1986-1988
5. 67 - 1978-1980

MOST VICTORIES - FOUR YEAR PERIOD

1. 98 - 1978-1981
2. 94 - 1979-1982
3. 90 - 1980-1983
4. 87 - 1984-1987
5. 86 - three times

MOST LSU POINTS FIRST HALF


- | | | |
|-------|----------------------|----------|
| 1. 80 | vs. Northern Arizona | 12/28/91 |
| 2. 72 | vs. Loyola-Marymount | 2/3/90 |
| 3. 70 | vs. George Mason | 12/3/94 |
| 4. 69 | vs. Tennessee | 1/9/78 |
| 5. 65 | vs. Vanderbilt | 2/18/79 |
| 5. 65 | vs. Tennessee-Martin | 12/20/88 |
| 7. 63 | vs. Texas | 1/2/90 |
| 8. 61 | vs. Nicholls State | 12/30/91 |
| 8. 61 | vs. Illinois-Chicago | 12/30/87 |
| 8. 61 | vs. Cleveland State | 12/18/82 |

MOST LSU POINTS SECOND HALF

- | | | |
|-------|----------------------|----------|
| 1. 79 | vs. Northern Arizona | 12/29/91 |
| 2. 70 | vs. Tulane | 10/4/78 |
| 3. 68 | vs. Tulane | 12/6/80 |
| 4. 65 | vs. Loyola-Marymount | 12/20/90 |
| 4. 65 | vs. Nicholls | 12/29/90 |
| 4. 65 | vs. Georgia State | 12/28/94 |
| 7. 64 | vs. Troy | 12/6/94 |
| 8. 63 | vs. Tennessee-Martin | 12/20/88 |
| 9. 62 | vs. Arkansas State | 12/18/90 |
| 9. 62 | vs. Nicholls | 12/30/91 |

MOST OPPONENT POINTS FIRST HALF

- | | | |
|-------|-------------|----------|
| 1. 86 | by Kentucky | 1/16/96 |
| 2. 63 | by Kentucky | 3/4/95 |
| 3. 61 | by Illinois | 12/22/88 |



Ronnie Henderson

MOST OPPONENT POINTS SECOND HALF

- | | | |
|-------|----------------------|----------|
| 1. 76 | by Loyola-Marymount | 2/3/90 |
| 2. 67 | by Kentucky | 2/15/94 |
| 2. 67 | by Vanderbilt | 2/6/88 |
| 4. 66 | by Illinois | 12/22/88 |
| 5. 64 | by Kentucky | 3/4/95 |
| 5. 64 | by Texas | 2/2/90 |
| 5. 64 | by Florida | 12/10/88 |
| 8. 63 | by Southern | 11/29/95 |
| 8. 63 | by Vanderbilt | 2/18/90 |
| 8. 62 | by Mississippi State | 2/4/89 |

FEWEST LSU POINTS FIRST HALF

- | | | |
|-------|-----------------------|---------|
| 1. 10 | vs. Ole Miss | 3/3/04 |
| 2. 13 | vs. Ole Miss | 2/28/96 |
| 3. 14 | vs. Kentucky | 2/6/10 |
| 3. 14 | vs. Wisconsin | 3/23/00 |
| 5. 15 | vs. Mississippi State | 1/30/10 |
| 5. 15 | vs. Ole Miss | 2/7/01 |
| 5. 15 | vs. Mississippi State | 1/17/04 |
| 5. 15 | vs. Mississippi State | 2/11/98 |
| 9. 16 | vs. Tennessee | 2/4/10 |
| 9. 16 | vs. Kentucky | 1/31/85 |
| 9. 16 | vs. Kentucky | 1/5/83 |



PMAC Miscellaneous Numbers

- First Game: Vanderbilt 80, LSU 73 (Jan. 3, 1972)
 First Win: LSU 90, Georgetown 71 (Jan. 6, 1972)
 10th Win: LSU 67, Florida 54 (Jan. 22, 1973)
 50th Win: LSU 77, Auburn 73 (Jan. 29, 1977)
 100th Win: LSU 92, Florida 75 (Jan. 31, 1981)
 150th Win: LSU 67, Kentucky 61 (March 2, 1985)
 200th Win: LSU 111, Tennessee 94 (Jan. 8, 1990)
 250th Win: LSU 76, Alabama 68 (Feb. 23, 1993)
 300th Win: LSU 72, Jackson State 53 (Dec. 12, 1998)
 350th Win: LSU 75, Prairie View 49 (Dec. 17, 2002)
 400th Win: LSU 55, Ole Miss 52 (March 4, 2006)
 450th Win: LSU 65, Rice 61 (Dec. 19, 2009)

- Record in Assembly Center: 472-168 (.737)
 SEC Record in Assembly Center: 220-130 (.628)
 Non-Conference Record in Assembly Center: 252-38 (.869)
 Largest Single-Game Crowd: 15,694 vs. Ole Miss, 2-25-81
 Single-Season Attendance: 246,257 (18 games) 1989-90 (13,681 avg.)
 Single-Season Average: 13,708, 1980-81
 Maravich Center Totals: 6,426,026 (640 games)
 41 seasons (10,243 avg.)

FEWEST LSU POINTS SECOND HALF

1.	13	vs. Alabama	1/27/10
2.	18	vs. Arizona State	11/27/09
2.	18	vs. Ole Miss	2/7/01
2.	18	vs. Mississippi State	1/30/88
5.	19	vs. Ole Miss	1/22/11
5.	19	vs. Mississippi State	1/16/99
7.	20	vs. Mississippi State	1/9/08
7.	20	vs. Ole Miss	3/4/82
9.	21	vs. Utah	1/3/05
9.	21	vs. UCLA	4/1/06
9.	21	vs. Tennessee	2/9/08

FEWEST OPPONENT POINTS FIRST HALF

1.	6	by Auburn	1/8/11
2.	9	by North Carolina	12/4/82
3.	12	by Southern	12/27/10
4.	12	by Nicholls	11/22/02
5.	14	by Alabama	1/20/88
6.	15	by Alabama	2/11/12
6.	15	by Grambling	12/13/08
8.	16	by UC Irvine	12/15/11
8.	16	by Delaware	12/3/03
8.	16	by Vanderbilt	1/6/88
8.	16	by Mississippi State	2/6/82

FEWEST OPPONENT POINTS SECOND HALF

1.	10	by Nicholls	12/30/01
2.	11	by Grambling	11/20/99
3.	12	by Nicholls	11/22/03
4.	15	by Centenary	11/24/10
5.	17	by Grambling	12/29/11
5.	17	by Wright State	12/27/06
5.	17	by Southeastern Louisiana	11/22/99
5.	17	by Mississippi State	2/25/87
9.	18	by South Carolina	1/30/93
10.	19	by Western Kentucky	11/18/11
10.	19	by Auburn	2/13/80

MOST LSU OVERTIME POINTS

1.	33	vs. Ohio St. (2 ot; 13-20)	1/15/05
2.	26	vs. Georgia (2 ot; 10-16)	3/7/87
3.	25	vs. Miss. St. (2 ot; 10-15)	2/11/09
3.	25	vs. Purdue (2 ot; 4-21)	3/13/86
5.	23	vs. Mississippi State	1/4/90
6.	22	vs. Florida	2/10/79
7.	19	vs. Louisiana Tech	12/6/88
8.	18	vs. McNeese	12/16/10
8.	18	vs. Mississippi State	1/13/93
10.	17	vs. Ole Miss	2/4/87

FEWEST LSU OVERTIME POINTS

1.	0	vs. Kentucky	2/24/80
1.	0	vs. Alabama	2/17/84
3.	2	vs. Georgia	2/4/84
4.	4	vs. Alabama	2/5/77
4.	4	vs. UNLV	11/28/81
5.	5	vs. Coastal Carolina	12/13/10
7.	6	vs. South Alabama	11/23/11
7.	6	vs. Arizona State	11/21/07
7.	6	vs. Mississippi State	2/13/02
7.	6	vs. UGA (2 ot; 2-4)	1/12/80
7.	6	vs. Ole Miss	1/20/79

MOST OPPONENT OVERTIME POINTS

1.	25	by Georgia (2 ot; 10-15)	3/7/87
2.	22	by Miss. St. (2 ot; 10-12)	2/11/09
3.	21	by Louisiana Tech	12/6/88
3.	21	by Ohio State (2 ot; 13-8)	11/15/05
5.	19	by Florida	2/13/01
5.	19	by Arkansas	3/4/92
7.	16	by Alabama	2/10/99
7.	16	by Florida	2/10/79
9.	15	by Arkansas	3/2/94
9.	15	by UNO	3/16/83

FEWEST OPPONENT OVERTIME POINTS

1.	1	by Georgia	2/4/84
2.	2	by Auburn	1/17/12
2.	2	by Alabama	2/17/84
2.	2	by Kentucky	2/24/80
5.	3	by Tennessee	3/8/07
5.	3	by Mississippi State	2/3/02
7.	5	by Arkansas	1/19/05
7.	5	by Tennessee	2/6/84
7.	5	by Ole Miss	1/20/79
10.	6	by West Virginia	11/26/05
10.	6	by McNeese State	12/16/10

**Top LSU Scoring Tandems**

	Name	Name	Year	Total
1.	Pete Maravich (44.5)	Danny Hester (16.1)	1970	60.6
2.	Pete Maravich (43.8)	Rich Hickman (13.2)	1967	54.5
3.	Pete Maravich (44.2)	Dave Ramsden (10.3)	1968	54.5
4.	Chris Jackson (30.2)	Ricky Blanton (20.3)	1989	50.5
5.	Bob Pettit (25.5)	Joe Dean (18.3)	1952	43.8
6.	Shaquille O'Neal (27.6)	Vernel Singleton (15.2)	1991	42.8
7.	Chris Jackson (27.8)	Stanley Roberts (14.1)	1990	41.9
8.	Bob Pettit (31.4)	Norman Magee (10.0)	1954	41.4
9.	Glenn Hansen (21.7)	Kenny Higgs (18.1)	1975	39.8
10.	Al Sanders (20.9)	Bill Newton (18.8)	1971	39.7
11.	Roger Sigler (25.1)	Dom Merle (13.6)	1956	38.7
12.	Shaquille O'Neal (24.1)	Vernel Singleton (14.3)	1992	38.4
13.	Bob Pettit (24.7)	Norman Magee (13.2)	1953	37.9
14.	Glenn Hansen (19.4)	Ed Palubinkas (18.4)	1974	37.8
15.	Marcus Thornton (21.1)	Tasmin Mitchell (16.3)	2009	37.4
16.	Bill Newton (18.9)	Al Sanders (18.3)	1972	37.2
17.	DeWayne Scales (19.4)	Al Green (17.7)	1979	37.1
18.	Ronnie Henderson (23.3)	Clarence Caesar (12.6)	1995	38.4
19.	Glen Davis (18.6)	Darrel Mitchell (16.8)	2006	35.4
20.	Marcus Thornton (19.6)	Anthony Randolph (15.6)	2008	35.2

Fastest LSU Players to 1,000 Career Points

	Name	Class	Yrs.	Game No.
1.	Pete Maravich	So.	1	23
2.	Chris Jackson	So.	2	33
3.	Bob Pettit	So.	2	40
4.	Glenn Hansen	Sr.	2	49
5.	Kenny Higgs	So.	2	50
6.	Ronnie Henderson	So.	2	51
T7.	Shaquille O'Neal	So.	2	52
T7.	Roger Sigler	Sr.	3	52
T7.	Marcus Thornton	Sr.	2	52
T10.	Rudy Macklin	Jr.	3	58
T10.	Dick Maile	Sr.	3	58
12.	Dewayne Scales	Jr.	3	61
13.	Glen Davis	So.	2	62
T14.	Al Sanders	Sr.	3	63
T14.	John Williams	So.	2	63
16.	Bill Newton	Sr.	3	67
17.	Joe Dean	Sr.	3	70
18.	Howard Carter	Jr.	3	74
19.	Ronald Dupree	Jr.	3	77
T20.	Tasmin Mitchell	Jr.	3	79
T20.	Derrick Taylor	Jr.	3	79

Scoring

Less than 50 points	48 - at Ole Miss (48-72), 2/25/12
90 or more points	96 - Nicholls State (96-74), 11/12/11
100 or more points	104 - vs. Nicholls State (104-57), 11/21/05

Opponents Scoring

Less than 50 points	37 - by Grambling (69-37), 12/29/11
90 or more points	96 - by Oregon (96-76), 3/13/12
100 or more points	101 - by Ohio State (101-113), 1/15/05

Field Goal Percentage

Shot 29 percent or less	29.4 - vs. Kentucky (20-68), 3/9/12
Shot 50 percent or more	50.0 - vs. Arkansas (25-50), 3/8/12
Shot 60 percent or more	60.0 - vs. NW State (24-40), 11/12/10
Shot 70 percent or more	70.3 - vs. Centenary (45-64), 1/15/03

Opponents Field Goal Percentage

Shot 29 percent or less	22.8 - by Grambling (13-57), 12/29/11
Shot 50 percent or more	57.6 - at Oregon (34-59), 3/13/12
Shot 60 percent or more	62.2 - by Ole Miss (28-45), 1/22/11

3 PT FG Percentage

Shot less than 10 pct	9.1 - at North Texas (1-11), 12/22/11
Shot 50 percent or more	70.6 - at S. Alabama (12-17), 11/28/10

Opponents 3 PT FG Percentage

Shot less than 10 pct	7.1 - by Georgia (1-14), 1/25/06
Shot 50 percent or more	55.6 - by Tennessee (5-9), 2/29/12
Shot 60 percent or more	60.0 - by Virginia (6-10), 1/2/12

Free Throw Percentage

Shot less than 50 pct.	46.7 - at Ole Miss (7-15), 1/12/08
Shot 80 percent or more	100.0 - at Vanderbilt (10-10), 2/8/12
Shot 100 percent	100.0 - at Vanderbilt (10-10), 2/8/12

Rebounds

Had less than 20	19 - vs. Ole Miss, 1/22/11
Had 50 or more	51 - vs. Grambling, 12/29/11
Had 60 or more	60 - vs. Troy State, 12/22/98

Opponent Rebounds

Had Less than 20	17 - by Nicholls State, 12/17/08
Had 50 or more	53 - at Coastal Carolina, 11/15/11

Assists

Had less than 5	4 - vs. Alabama, 1/27/10
Had 15 or more	20 - vs. Grambling, 12/29/11
Had 20 or more	20 - vs. Grambling, 12/29/11
Had 25 or more	26 - vs. Troy, 11/30/08

Opponent Assists

Had less than 5	4 - by Georgia, 2/22/12
Had 15 or more	20 - by Oregon, 3/13/12
Had 20 or more	20 - by Oregon, 3/13/12
Had 25 or more	28 - by Fresno State, 11/26/99

Blocks

Had 0	0 - at North Texas, 12/22/11
Had 10 or more	12 - vs. Arkansas, 2/4/12
Had 15 or more	16 - vs. Alcorn State, 11/20/08

Opponent Blocks

Had 0	0 - by Virginia, 1/2/12
Had 10 or more	11 - by UConn, 1/16/07

Steals

Had 0	0 - vs. Georgia Tech, 3/17/90
Had 10 or more	13 - vs. Kentucky, 3/9/12
Had 15 or more	15 - vs. Mississippi State, 2/14/12



Opponent Steals

Had 0	0 - by Washington State, 12/27/08
Had 10 or more	12 - by Arkansas, 1/14/12
Had 15 or more	16 - by Rutgers, 12/3/11

Career Double Doubles

Shaquille O'Neal - 66
Durand "Rudy" Macklin - 50
Glen Davis - 45
Leonard Mitchell - 33
Tasmin Mitchell - 27
Brandon Bass - 19
Pete Maravich - 17

LSU Career Triple Doubles

SHAQUILLE O'NEAL - 6	
LSU vs. BYU	March 19, 1992
26 points, 13 rebounds, 11 blocks	
LSU vs. Auburn	Feb. 22, 1992
30 points, 20 rebounds, 11 blocks	
LSU at South Carolina	Feb. 19, 1992
19 points, 14 rebounds, 11 blocks	
LSU vs. Florida	Jan. 26, 1991
31 points, 21 rebounds, 10 blocks	
LSU vs. Loyola Marymount	Feb. 3, 1990
20 points, 24, rebounds, 12 blocks	
LSU vs. Texas	Jan. 2, 1990
16 points, 19 rebounds, 10 blocks	

PETE MARAVICH - 1

LSU vs. Mississippi State	Feb. 3, 1969
33 points, 11 rebounds, 10 assists	

Individual Records

POINTS

LSU:	53	by Shaquille O'Neal, vs. Arkansas State, 12-18-90
	50	by Chris Jackson, vs. Tennessee, 2-11-99
	49	by Chris Jackson, vs. Florida, 3-1-89
	48	by Chris Jackson, vs. La Tech, 12-6-88
	45	by Chris Jackson, vs. Georgia, 1-24-90
Opp:	48	by Hank Gathers, Loyola Marymount, 2-3-90

FIELD GOALS MADE

LSU:	19	by Chris Jackson, vs. Florida, 3-1-89
	18	by Bill "Fig" Newton, vs. Georgetown, 1-6-72
	18	by Chris Jackson, vs. La. Tech, 12-6-88
	18	by Chris Jackson, vs. So. Miss, 11-19-89
	18	by Shaquille O'Neal, vs. Arkansas St., 12-18-90
	18	by Shaquille O'Neal, vs. N. Arizona, 12-28-91
Opp:	20	by Hank Gathers, Loyola Marymount, 2-3-90

FIELD GOAL PERCENTAGE (MINIMUM 10 ATTEMPTS)

LSU:	1.000	by Stanley Roberts, 10-10, Loyola Marymount, 2-3-90;
	1.000	by Durand Macklin, 12-12, vs. Mississippi State, 1-5-80
Opp:	.909	by Ronnie Williams, Florida, 10-11, 1-2-82; by Bob Guyette, Kentucky, 10-11, 1-5-74;

THREE POINT FIELD GOALS MADE

LSU:	10	by Chris Jackson, vs. Tennessee, 2-10-90
	8	by Maurice Carter, vs. Arkansas, 1-2-99
	8	by Ronnie Henderson, vs. Kentucky, 2-15-94
Opp:	9	by Anderson Hunt, UNLV, 1-28-90

THREE POINT FG PERCENTAGE (MINIMUM 5 ATTEMPTS)

LSU:	1.000	by Antonio Hudson, 6-6, vs. Louisiana-Lafayette, 11-21-04
	1.000	by Collis Temple, 5-5, vs. Nicholls State, 12-22-00
	1.000	by Darrel Mitchell, 5-5, vs. Auburn, 2-26-03
Opp:	1.000	by Sonny Weems, Arkansas, 5-5, 1-26-08

FREE THROWS MADE

LSU:	17	by Shaquille O'Neal, vs. Arkansas State, 12-18-90
Opp:	15	by Ernie Grunfeld, Tennessee, 1-15-77

FREE THROWS ATTEMPTED

LSU:	21	by Shaquille O'Neal, vs. Arkansas State, 12-18-90
Opp:	18	by Leon Douglas, Alabama, 2-17-75

FREE THROW PERCENTAGE

LSU:	1.000	by Eddie Palubinskas, 16-16, vs. Mississippi State, 3-1-73
Opp:	1.000	by Carlos Zuniga, Tulane, 10-10, 12-4-78;
	1.000	by Sidney Moncrief, Arkansas, 10-10, 12-29-77;
	1.000	by Joe Rogers, Villanova, 10-10, 12-28-76

REBOUNDS

LSU:	32	by Durand Macklin, vs. Tulane, 11-26-76
Opp:	23	by Larry Fry, Mississippi State, 1-16-75

ASSISTS

LSU:	19	by Kenny Higgs, vs. Georgia, 1-17-77
	18	by Randy Livingston, vs. George Mason, 12-3-94
	18	by Kenny Higgs, vs. Tennessee, 1-15-77
	17	by Kenny Higgs, vs. Miss. State, 2-16-76
	16	by Kenny Higgs, vs. Vanderbilt, 2-28-76
OPP:	15	by Eddie Johnson, Auburn, 1-3-76

BLOCKED SHOTS

LSU:	12	by Shaquille O'Neal, vs. Loyola Marymount, 2-3-90
Opp:	7	by Jarvis Varnado, Miss. State, 1-9-08

STEALS

LSU:	10	by Shawn Griggs, vs. Tennessee, 2-23-91
Opp:	9	by Mike Varos, Cal State Los Angeles, 12-8-89



Maurice Carter was the last player to hit eight treys in a game at the Maravich Center.

Team Records

POINTS

LSU:	159	vs. Northern Arizona, 159-86, 12-28-91
	148	vs. Loyola Marymount, 148-141, 2-3-90
	128	vs. Tennessee Martin, 128-89, 12-20-88
	127	vs. George Mason, 127-104, 12-3-94
	123	vs. Nicholls State, 123-61, 12-30-91
Opp:	141	by Loyola Marymount, 148-141 (OT), 2-3-90
	129	by Kentucky, 97-129, 1-16-96
	127	by Illinois, 100-127, 12-22-88
	114	by Loyola Marymount, 122-114, 12-20-90
	113	by Tennessee, 119-113, 2-10-90

FIELD GOALS MADE

LSU:	61	vs. Loyola Marymount, 2-3-90; vs. Northern Arizona, 12-28-91
Opp:	53	by Illinois, 12-22-88

FIELD GOALS ATTEMPTED

LSU:	103	vs. Northern Arizona, 12-28-91
Opp:	116	by Loyola Marymount, 2-11-89

FIELD GOAL PERCENTAGE

LSU:	.703	vs. Centenary, 1-15-03
Opp:	.684	by Tulane, 3-12-82

FREE THROWS MADE

LSU:	41	vs. Tulane, 12-22-79
Opp:	31	by Tulane, 3-12-82

FREE THROWS ATTEMPTED

LSU:	55	vs. Tulane, 12-22-79
Opp:	42	by Tulane, 3-12-82; Georgia, 3-12-82

MOST THREE-POINT FIELD GOALS MADE

LSU:	16	vs. Auburn, 2-26-03
OPP:	18	vs. Ohio State, 1-15-05

FOULS

LSU:	39	vs. Ole Miss, 1-14-84
Opp:	42	by Tulane, 12-22-79

MARGIN OF VICTORY

LSU:	75	vs. Grambling State, 112-37, 11-20-89
	73	vs. Northern Arizona, 158-86, 12-28-91
	62	vs. Nicholls, 123-61, 12-30-91
	54	vs. Nicholls, 96-42, 11-17-06
	48	twice, last in 1997
Opp:	32	by Kentucky, 129-97, 1-16-96
	27	by Illinois, 127-100, 12-22-88
	26	by Kentucky, 81-55, 2-6-10
	26	by Ole Miss, 83-57, 2-18-98
	24	by Kentucky, 74-50, 1-28-12
	24	by Florida, 75-51, 1-21-87

POINTS IN ONE HALF

LSU:	80	vs. Northern Arizona, 1st half, 12-28-91
	79	vs. Northern Arizona, 2nd half, 12-28-91
	72	vs. Loyola Marymount, 1st half, 2-3-90
	70	vs. Tulane, 2nd half, 12-4-78
Opp:	86	by Kentucky, 1st half, 1-16-96
	76	by Loyola Marymount, 2nd half, 2-3-90
	66	by Illinois, 2nd half, 12-22-88
	61	by Illinois, 1st half, 12-22-88

MOST WINS

LSU:	19	in 2008-09 season
Opp:	7	in 1994-95; 1995-96; 2000-01, 09-10 season

SCORING

1. Pete Maravich	1967-70	3667
2. Rudy Macklin	1976-81	2080
3. Tasmin Mitchell	2005-10	1989
4. Howard Carter	1979-83	1942
5. Shaquille O'Neal	1989-92	1941
6. Bob Pettit	1951-54	1916
7. Kenny Higgs	1974-78	1896
8. Chris Jackson	1988-90	1854
9. Ronald Dupree	1909-03	1726
10. Derrick Taylor	1981-82; 83-86	1590

SCORING AVERAGE

1. Pete Maravich	1967-70	44.2
2. Chris Jackson	1988-90	29.0
3. Bob Pettit	1951-54	27.4
4. Shaquille O'Neal	1989-92	21.6
5. Glenn Hansen	1973-75	20.5
6. Marcus Thornton	2007-09	20.4
7. Ronnie Henderson	1993-96	20.3
8. Roger Sigler	1954-57	19.1
9. Eddie Palubinskas	1972-74	18.5
10. Kenny Higgs	1974-78	17.9

FIELD GOALS MADE

1. Pete Maravich	1967-70	1387
2. Rudy Macklin	1976-81	852
3. Howard Carter	1979-83	806
4. Shaquille O'Neal	1989-92	786
5. Tasmin Mitchell	2006-10	762
6. Bob Pettit	1951-54	721
7. Kenny Higgs	1974-78	687
8. Ronald Dupree	2000-03	665
9. Chris Jackson	1989-90	664
10. Leonard Mitchell	1980-84	630

3-POINT FG MADE

1. Darrel Mitchell	2002-06	258
2. Torris Bright	2000-03	237
3. Ronnie Henderson	1993-96	189
4. Clarence Ceasar	1991-95	175
5. Antonio Hudson	2001-05	174
6. Chris Jackson	1988-90	172
7. Collis Temple III	2000-03	171
8. Marcus Thornton	2007-09	168
9. Maurice Carter	1995-99	157
10. Bo Spencer	2007-10	141

FIELD GOAL PCT. (MIN. 250 ATT.)

1. Dave Ramsden	1967-69	.643
2. Shaquille O'Neal	1989-92	.610
3. Tyrus Thomas	2005-06	.608
4. Rudy Macklin	1976-81	.595
5. Al Sanders	1969-72	.585
6. Stanley Roberts	1989-90	.576
7. Jaime Lloreda	2002-04	.571
8. Stromile Swift	1998-00	.560
8. Vernel Singleton	1988-92	.560
10. Floyd Bailey	1974-78	.557

ASSISTS

1. Kenny Higgs	1974-78	645
2. Ethan Martin	1977-81	638
3. Torris Bright	2000-03	544
4. Garrett Temple	2005-09	482
5. Pete Maravich	1967-70	425
6. Derrick Taylor	1981-82; 83-86	401
7. Darrel Mitchell	2002-06	367
8. Ricky Blanton	1984-86; 87-89	314
9. Mike Darnall	1972-75	299
10. Tasmin Mitchell	2005-10	291

FREE THROWS MADE

1. Pete Maravich	1967-70	893
2. Kenny Higgs	1974-78	522
3. Bob Pettit	1951-54	474
4. Vernel Singleton	1988-92	432
5. Glen Davis	2004-07	429
6. Ethan Martin	1977-81	390
7. Rudy Macklin	1976-81	376
8. Roger Sigler	1954-57	372
9. Shaquille O'Neal	1989-92	369
10. Derrick Taylor	1981-82; 83-86	364

FREE THROW PCT. (MIN. 200 ATT.)

1. Eddie Palubinskas	1972-74	.875
2. Chris Jackson	1988-90	.863
3. Don Redden	1982-86	.840
4. Kenny Drost	1964-67	.839
5. Bo Spencer	2007-10	.828
6. Harry Heroman	1963-66	.816
7. Derrick Taylor	1981-82; 83-86	.801
8. George Nattin	1959-62	.792
9. Howard Carter	1979-83	.789
10. Garrett Temple	2005-09	.783

3-POINT FG PCT. (MIN. 75 ATT.)

1. Justin Anderson	1991-92	.489
2. Jamie Brandon	1991-93	.438
3. Anthony Wilson	1986-87	.421
4. Ricky Blanton	1987-89	.411
5. Mike Hansen	1990-93	.397
6. Darrel Mitchell	2002-06	.396
7. Torris Bright	1999-03	.392
8. Landers Nolley	1994-96	.383
9. Marcus Thornton	2007-09	.382
10. Brian Beshara	1998-01	.372
10. Chris Jackson	1988-90	.372

REBOUNDS

1. Rudy Macklin	1976-81	1276
2. Shaquille O'Neal	1989-92	1217
3. Al Sanders	1969-72	1168
4. Bob Pettit	1951-54	1039
5. Ned Clark	1951-55	998
6. Tasmin Mitchell	2005-10	950
7. Leonard Mitchell	1980-84	922
8. Glen Davis	2004-07	916
9. Ronald Dupree	2000-03	907
10. Lionel Green	1975-79	809

REBOUNDING AVERAGE

1. Bob Pettit	1951-54	14.8
2. Al Sanders	1969-72	14.1
3. Shaquille O'Neal	1989-92	13.5
4. Ned Clark	1951-55	11.8
5. Rudy Macklin	1976-81	10.4
5. Dick Maile	1962-65	10.4
7. Roger Sigler	1953-56	10.3
8. Maury Drummond	1960-63	10.2
9. Jaime Lloreda	2002-04	10.1
10. Danny Hester	1968-70	10.0



Kenny Higgs has a school best 645 assists.

BLOCKED SHOTS

1. Shaquille O'Neal	1989-92	412
2. Chris Johnson	2005-09	176
3. Stromile Swift	1998-00	130
4. Storm Warren	2008-12	121
5. Garrett Temple	2005-09	113
6. Glen Davis	2004-07	110
7. Brandon Bass	2003-05	104
8. Jose Vargas	1984-88	100
9. Tyrus Thomas	2005-06	99
10. Lionel Green	1975-79	94

STEALS

1. Clarence Ceasar	1991-95	310
2. Ethan Martin	1977-81	279
3. Torris Bright	2000-03	246
4. Darrel Mitchell	2002-06	219
5. Derrick Taylor	1981-82; 83-86	207
6. Jerry Reynolds	1982-85	194
7. Garrett Temple	2005-09	191
8. Tasmin Mitchell	2005-10	190
9. Darryl Joe	1986-88	169
10. Jermaine Williams	1998-02	154

MINUTES PLAYED

1. Tasmin Mitchell	2005-10	4692
2. Garrett Temple	2005-09	4432
3. Howard Carter	1979-83	4276
4. Torris Bright	2000-03	4250
5. Rudy Macklin	1976-81	3965
6. Darrel Mitchell	2002-06	3891
7. Derrick Taylor	1981-82; 83-86	3835
8. Leonard Mitchell	1980-84	3832
9. Ronald Dupree	2000-03	3710
10. Ethan Martin	1977-81	3596

SCORING

1. Pete Maravich	1969-70	1381
2. Pete Maravich	1968-69	1148
3. Pete Maravich	1967-68	1138
4. Chris Jackson	1988-89	965
5. Chris Jackson	1989-90	889
6. Bob Pettit	1953-54	785
7. Shaquille O'Neal	1990-91	774
8. Marcus Thornton	2008-09	739
9. Shaquille O'Neal	1991-92	722
10. Glen Davis	2005-06	669

SCORING AVERAGE

1. Pete Maravich	1969-70	44.5
2. Pete Maravich	1968-69	44.2
3. Pete Maravich	1967-68	43.8
4. Bob Pettit	1953-54	31.4
5. Chris Jackson	1988-89	30.2
6. Chris Jackson	1989-90	27.8
7. Shaquille O'Neal	1990-91	27.6
8. Bob Pettit	1951-52	25.5
9. Roger Sigler	1955-56	25.1
10. Bob Pettit	1952-53	24.7

FIELD GOALS MADE

1. Pete Maravich	1969-70	522
2. Pete Maravich	1968-69	433
3. Pete Maravich	1967-68	432
4. Chris Jackson	1988-89	359
5. Shaquille O'Neal	1990-91	312
6. Chris Jackson	1989-90	305
7. Shaquille O'Neal	1991-92	294
8. Bob Pettit	1953-54	281
9. John Williams	1985-86	269
10. Marcus Thornton	2008-09	256

3-POINT FG MADE

1. Anthony Wilson	1986-87	95
2. Marcus Thornton	2007-08	90
3. Chris Jackson	1989-90	88
4. Chris Jackson	1988-89	84
5. Darrel Mitchell	2005-06	82
6. Marcus Thornton	2008-09	78
7. Torris Bright	2001-02	76
8. Ronnie Henderson	1993-94	72
9. Maurice Carter	1998-99	71
10. Ronnie Henderson	1994-95	68

FIELD GOAL PCT. (MIN. 100 ATT.)

1. David Ramsden	1968-69	.6747
2. Ralph Jukkola	1967-68	.6377
3. Shaquille O'Neal	1990-91	.6278
4. Rudy Macklin	1980-81	.6246
5. Rudy Macklin	1977-78	.6217
6. Shaquille O'Neal	1991-92	.6151
7. Stromile Swift	1999-00	.6080
7. Tyrus Thomas	2005-06	.6080
9. Rudy Macklin	1979-80	.6057
10. Al Sanders	1971-72	.5958

ASSISTS

1. Kenny Higgs	1976-77	239
2. T.J. Pugh	1990-91	196
3. Pete Maravich	1969-70	192
4. Ethan Martin	1980-81	190
5. Ethan Martin	1979-80	174
6. Kenny Higgs	1975-76	173
7. Darrel Mitchell	2005-06	160
8. Randy Livingston	1994-95	151
9. Torris Bright	2002-03	150
9. Ethan Martin	1978-79	150

ASSISTS AVERAGE

1. Randy Livingston	1994-95	9.4
2. Kenny Higgs	1976-77	8.8
3. Kenny Higgs	1975-76	6.6
3. Mike Darnell	1974-75	6.6
5. T. J. Pugh	1990-91	6.5
6. Pete Maravich	1969-70	6.1
7. Ethan Martin	1980-81	5.5
8. Ethan Martin	1979-80	5.4
9. Ethan Martin	1978-79	5.3
10. Tommy Hess	1971-72	5.0
10. Tommy Hess	1970-71	5.0

FREE THROWS MADE

1. Pete Maravich	1969-70	337
2. Pete Maravich	1968-69	282
3. Pete Maravich	1967-68	274
4. Bob Pettit	1953-54	223
5. Chris Jackson	1989-90	191
6. Glen Davis	2005-06	163
6. Chris Jackson	1988-89	163
6. Kenny Higgs	1976-77	163
9. Roger Sigler	1955-56	151
10. Shaquille O'Neal	1990-91	150

FREE THROW PCT. (MIN. 50 ATT.)

1. Chris Jackson	1989-90	.9095
2. Kenny Drost	1965-66	.9024
3. Eddie Palubinskas	1972-73	.8954
4. Derrick Taylor	1985-86	.8804
5. Anthony Wilson	1985-86	.8800
6. Don Redden	1984-85	.8732
7. Jordy Hultberg	1976-77	.8667
8. Harry Heroman	1965-66	.8627
9. Bob Miller	1976-77	.8621
10. Jermaine Williams	2001-02	.8537

3-POINT FG PCT. (MIN. 50 ATT.)

1. Jamie Brandon	1992-93	.509
2. Justin Anderson	1991-92	.489
3. Fess Irvin	1986-87	.463
4. Mike Hanson	1992-93	.452
5. Brian Beshara	1998-99	.431
6. Darrel Mitchell	2002-03	.424
7. Landers Nolley	1994-95	.421
7. Anthony Wilson	1986-87	.421
9. Darrel Mitchell	2003-04	.419
10. Maurice Carter	1998-99	.415

REBOUNDS

1. Al Sanders	1969-70	474
2. Bob Pettit	1953-54	432
3. Shaquille O'Neal	1991-92	421
4. Shaquille O'Neal	1990-91	411
5. Shaquille O'Neal	1989-90	385
6. Ned Clark	1954-55	380
7. Al Sanders	1970-71	369
8. Rudy Macklin	1980-81	351
9. Glen Davis	2005-06	350
10. Danny Hester	1969-70	345

REBOUNDING AVERAGE

1. Bob Pettit	1953-54	17.3
2. Ned Clark	1954-55	15.8
3. Al Sanders	1970-71	14.8
4. Al Sanders	1969-70	14.8
5. Shaquille O'Neal	1990-91	14.7
6. Shaquille O'Neal	1991-92	14.0
7. Bob Pettit	1952-53	13.9
8. Roger Sigler	1954-55	13.8
9. Bob Pettit	1951-52	13.1
10. Maury Drummond	1960-61	12.5

BLOCKED SHOTS

1. Shaquille O'Neal	1991-92	157
2. Shaquille O'Neal	1990-91	140
3. Shaquille O'Neal	1989-90	115
4. Tyrus Thomas	2005-06	99
5. Stromile Swift	1999-00	95
5. Chris Johnson	2008-09	95
7. Anthony Randolph	2007-08	70
8. Chris Johnson	2007-08	66
9. Jaime Lloreda	2002-03	61
9. Lionel Green	1978-79	61

BLOCK SHOT AVERAGE

1. Shaquille O'Neal	1991-92	5.2
2. Shaquille O'Neal	1990-91	5.0
3. Shaquille O'Neal	1989-90	3.6
4. Tyrus Thomas	2005-06	3.1
5. Stromile Swift	1999-00	2.8
6. Chris Johnson	2008-09	2.7
7. Chris Johnson	2007-08	2.6
8. Anthony Randolph	2007-08	2.3
9. Stromile Swift	1998-99	2.2
10. Lionel Green	1979-80	2.1

STEALS

1. Darryl Joe	1986-87	93
2. Clarence Ceasar	1991-92	90
3. Derrick Taylor	1985-86	86
4. Ethan Martin	1980-81	83
5. Shawn Griggs	1990-91	81
5. Jerry Reynolds	1983-84	81
7. Darryl Joe	1987-88	80
7. Clarence Ceasar	1993-94	80
9. Jermaine Williams	2001-02	76
10. Clarence Ceasar	1992-93	74

STEALS AVERAGE

1. Clarence Ceasar	1994-95	3.0
2. Clarence Ceasar	1993-94	2.96
3. Clarence Ceasar	1991-92	2.90
4. Shawn Griggs	1990-91	2.8
4. Jerry Reynolds	1983-84	2.8
6. Darryl Joe	1987-88	2.7
7. Darryl Joe	1986-87	2.5
8. Ethan Martin	1980-81	2.4
9. Clarence Ceasar	1992-93	2.3
10. Ethan Martin	1979-80	2.28

MINUTES PLAYED

1. Derrick Taylor	1985-86	1342
2. Anthony Wilson	1986-87	1338
3. Darrel Mitchell	2005-06	1322
4. John Williams	1985-86	1277
5. Tasmin Mitchell	2005-06	1240
6. Ricky Blanton	1988-89	1231
7. Nikita Wilson	1986-87	1219
8. Howard Carter	1980-81	1209
9. Garrett Temple	2005-06	1207
10. Ronald Dupree	2001-02	1203

SCORING

1.	Pete Maravich vs. Alabama	Feb. 7, 1970	69
2.	Pete Maravich vs. Tulane	Feb. 10, 1969	66
3.	Pete Maravich vs. Kentucky	Feb. 21, 1970	64
4.	Pete Maravich vs. Vanderbilt	Dec. 11, 1969	61
5.	Bob Pettit vs. Louisiana College	Dec. 7, 1953	60
6.	Pete Maravich vs. Alabama	Feb. 17, 1968	59
7.	Pete Maravich vs. Georgia	March 8, 1969	58
7.	Pete Maravich vs. Mississippi State	Dec. 22, 1967	58
9.	Bob Pettit vs. Georgia	Jan. 9, 1954	57
10.	(tie) Pete Maravich (6 times), Chris Jackson (1)		55

FIELD GOALS MADE

1.	Pete Maravich vs. Alabama	Feb. 7, 1970	26
1.	Pete Maravich vs. Vanderbilt	Dec. 11, 1969	26
3.	Pete Maravich vs. Tulane	Feb. 10, 1969	25
4.	Pete Maravich vs. Alabama	Feb. 17, 1968	24
5.	Pete Maravich vs. Kentucky	Feb. 21, 1970	23
5.	Bob Pettit vs. Georgia	Jan. 9, 1954	23

FIELD GOALS ATTEMPTED

1.	Pete Maravich vs. Alabama	Feb. 7, 1970	57
1.	Pete Maravich vs. Vanderbilt	Jan. 29, 1969	57
3.	Pete Maravich vs. Vanderbilt	Dec. 11, 1969	54
4.	Pete Maravich vs. Kentucky	Feb. 22, 1969	53
5.	Pete Maravich vs. Alabama	Feb. 17, 1968	52

FIELD GOAL PERCENTAGE (MIN. 10 ATTEMPTS)

1.	Durand Macklin vs. Mississippi State (12-12)	Jan. 5, 1980	1.000
1.	Stanley Roberts vs. Loyola Marymount (10-10)	Feb. 3, 1990	1.000
1.	Bill Wilson vs. Georgia (10-10)	Jan. 4, 1964	1.000
4.	Brandon Bass vs. Louisiana-Lafayette (11-12)	Nov. 21, 2004	.917
5.	Nikita Wilson vs. Montana State (11-12)	Nov. 22, 1985	.916
5.	Durand Macklin vs. Ole Miss (11-12)	Jan. 28, 1977	.916
5.	Ray Lewis vs. Alabama (11-12)	Feb. 20, 1962	.916

3-POINT FIELD GOALS MADE

1.	Chris Jackson vs. Tennessee	Feb. 10, 1990	10
2.	Chris Jackson at Ole Miss	March 4, 1989	9
3.	Marcus Thornton at Auburn	Jan. 30, 2008	8
3.	Maurice Carter vs. Arkansas	Jan. 2, 1999	8
3.	Ronnie Henderson vs. Kentucky	Feb. 15, 1994	8
6.	Maurice Carter vs. Texas	Dec. 19, 1998	7
6.	Ronnie Henderson vs. Maryland-Baltimore County	Dec. 30, 1994	7
6.	Mike Hansen vs. Tennessee	Jan. 22, 1991	7
6.	Chris Jackson vs. Vanderbilt	Feb. 18, 1990	7
6.	Chris Jackson vs. Kentucky	Feb. 15, 1990	7
6.	Chris Jackson vs. Mississippi State	Jan. 4, 1990	7

3-POINT FIELD GOAL ATTEMPTS


1.	Chris Jackson vs. Tennessee	Feb. 10, 1990	20
1.	Chris Jackson at Ole Miss	March 4, 1989	20
3.	Chris Jackson vs. Kentucky	Feb. 15, 1990	17
4.	Marcus Thornton vs. Auburn	Jan. 16, 2008	16
5.	Marcus Thornton at Auburn	Jan. 30, 2008	15
5.	Maurice Carter vs. Arkansas	Jan. 2, 1999	15
5.	Ronnie Henderson vs. Alabama	Feb. 11, 1995	15
8.	Gene Nabors vs. Auburn	Jan. 21, 1996	14
8.	Ronnie Henderson vs. UCLA	Dec. 18, 1993	14

3-POINT FIELD GOAL PERCENTAGE (MINIMUM 5 ATTEMPTS)

1.	Collis Temple III vs. Nicholls State (5-5)	Dec. 22, 2000	1.000
1.	Torris Bright vs. Arizona (5-5)	Dec. 20, 2000	1.000
1.	Darrel Mitchell vs. Auburn (5-5)	Feb. 26, 2003	1.000
1.	Antonio Hudson vs. Louisiana-Lafayette (6-6)	Nov. 21, 2004	1.000
5.	Collis Temple III vs. Vanderbilt (6-7)	March 10, 2000	.857
6.	Bo Spencer vs. Arkansas (5-6)	Jan. 31, 2009	.833
6.	Torris Bright vs. Centenary (5-6)	Dec. 21, 1999	.833
6.	Ronnie Henderson vs. Texas (5-6)	Nov. 26, 1994	.833
6.	Anthony Wilson vs. Georgia (5-6)	March 7, 1987	.833
6.	Terry Martin vs. Louisiana Tech (5-6)	Dec. 23, 2006	.833
6.	Tasmin Mitchell vs. Louisiana-Monroe (5-6)	Nov. 19, 2006	.833
12.	15 times by 11 players		.800

FREE THROWS MADE

1.	Pete Maravich vs. Oregon State	Dec. 22, 1969	30
2.	Pete Maravich vs. Florida	Feb. 12, 1969	22
3.	Kenny Higgs vs. Mississippi State	Jan. 2, 1978	18
4.	Shaquille O'Neal vs. Arkansas State	Dec. 18, 1990	17
5.	Chris Jackson vs. Florida	Dec. 10, 1988	16
5.	Eddie Palubinskas vs. Mississippi State	March 1, 1973	16
5.	Bob Pettit vs. Louisiana College	Dec. 1, 1954	16



Rudy Macklin

FREE THROW ATTEMPTS

1.	Pete Maravich vs. Oregon State	Dec. 22, 1969	31
2.	Pete Maravich vs. Florida	Feb. 12, 1969	27
3.	Shaquille O'Neal vs. Arkansas State	Dec. 18, 1990	21
4.	Kenny Higgs vs. Mississippi State	Jan. 2, 1978	20
5.	Tasmin Mitchell, at Mississippi State	Feb. 11, 2009	18
5.	Jerry Reynolds vs. Tennessee	Feb. 6, 1984	18
5.	Glen Davis, vs. Louisiana Tech	Dec. 23, 2006	18

FREE THROW PERCENTAGE (MINIMUM 15 ATTEMPTS)

1.	Eddie Palubinskas vs. Mississippi State (16-16)	March 1, 1973	1.000
2.	Pete Maravich vs. Oregon State (30-31)	Dec. 22, 1969	.968
3.	Chris Jackson vs. Florida (16-17)	Dec. 10, 1988	.941
4.	Anthony Wilson vs. Georgia (14-15)	March 7, 1987	.933
5.	Chris Jackson vs. Tennessee (13-15)	Feb. 10, 1989	.866
5.	Ricky Blanton vs. Ole Miss (13-15)	Feb. 10, 1988	.866

REBOUNDS

1.	Durand Macklin vs. Tulane	Nov. 26, 1976	32
2.	Al Sanders vs. Mississippi State	Feb. 7, 1972	26
2.	Al Sanders vs. Mississippi State	Feb. 1, 1971	26
4.	Danny Hester vs. Ole Miss	Jan. 31, 1970	25
4.	Al Sanders vs. Florida	Dec. 18, 1970	25
4.	Bob Pettit vs. Holy Cross	Dec. 29, 1953	25

ASSISTS

1.	Kenny Higgs vs. Georgia	Jan. 17, 1977	19
2.	Randy Livingston vs. George Mason	Dec. 3, 1994	18
2.	Kenny Higgs vs. Tennessee	Jan. 15, 1977	18
4.	Kenny Higgs vs. Mississippi State	Feb. 16, 1976	17
5.	Ethan Martin vs. Tulane	Dec. 6, 1980	16
5.	Kenny Higgs vs. Vanderbilt	Feb. 28, 1976	16

BLOCKED SHOTS

1.	Shaquille O'Neal vs. Loyola Marymount	Feb. 3, 1990	12
2.	Stromile Swift vs. Alabama	Feb. 10, 1999	11
2.	Shaquille O'Neal vs. BYU	March 19, 1992	11
2.	Shaquille O'Neal vs. Auburn	Feb. 22, 1992	11
2.	Shaquille O'Neal vs. South Carolina	Feb. 18, 1992	11
6.	Shaquille O'Neal vs. Florida	Jan. 26, 1991	10
6.	Shaquille O'Neal vs. Texas	Jan. 3, 1990	10

STEALS

1.	Shawn Griggs, vs. Tennessee	Feb. 23, 1991	10
2.	Clarence Ceasar, vs. Auburn	Jan. 8, 1994	8
2.	Shawn Griggs, vs. Loyola Marymount	Dec. 20, 1990	8
2.	Shawn Griggs, vs. Arizona	Dec. 8, 1990	8
2.	Derrick Taylor, vs. Hawaii-Loa	Dec. 2, 1985	8

Opponent Individual Single Game

POINTS

1. Johnny Neumann, Ole Miss	Jan. 30, 1971	63
2. Gerald Glass, Ole Miss	March 4, 1989	53
3. Dan Issel, Kentucky	Feb. 21, 1970	51
4. Bob Burrow, Kentucky	Jan. 14, 1956	50
5. Ron Widby, Tennessee	1967	50

FIELD GOALS MADE

1. Johnny Neumann, Ole Miss	Jan. 30, 1971	26
2. Gerald Glass, Ole Miss	March 4, 1989	20
3. Hank Gathers, Loyola Marymount	Feb. 3, 1990	20

FIELD GOALS ATTEMPTS

1. Johnny Neumann, Ole Miss	Jan. 30, 1971	40
2. Gerald Glass, Ole Miss	March 3, 1990	37
3. Gerald Glass, Ole Miss	March 4, 1989	36

FREE THROWS MADE

1. Neal Walk, Florida	Feb. 10, 1968	18
2. Carlos Clark, Ole Miss	Jan. 15, 1983	17
3. Anthony Rosser, U.S. International	Jan. 16, 1984	16

FREE THROW ATTEMPTS

1. Neal Walk, Florida	Feb. 10, 1968	21
1. Carlos Clark, Ole Miss	Feb. 15, 1983	21
3. Anthony Rosser, U.S. International	Jan. 16, 1984	20

FREE THROW PERCENTAGE (MIN. 15 ATTEMPTS)

1. Reggie Johnson, Tennessee	Feb. 5, 1978	.933 (14-15)
2. Earvin Johnson, Michigan State	March 16, 1979	.933 (14-15)
3. Ernie Grunfeld, Tennessee	Jan. 15, 1977	.882 (15-17)

THREE-POINT FIELD GOALS MADE

1. Anderson Hunt, UNLV	Jan. 28, 1990	9
1. Scott Draud, Vanderbilt	Feb. 18, 1990	9
1. Lee Mayberry, Arkansas	March 4, 1992	9
4. Edward Garriet, McNeese State	Nov. 24, 2003	8
4. David Jones, Lamar	Dec. 4, 1989	8
4. Keenan Carpenter, Auburn	Feb. 8, 1989	8
4. Greg Stolt, Florida	March 4, 1999	8

THREE-POINT FIELD GOAL ATTEMPTS

1. Chris Walker, Villanova	March 15, 1990	20
2. Damon Wordlaw, McNeese State	Nov. 29, 1994	18
3. Scott Draud, Vanderbilt	Feb. 2, 1991	17
3. Danny Basile, Marist	Dec. 25, 1995	17

THREE-POINT FIELD GOAL PERCENTAGE (MIN. 5 ATTEMPTS)

1. Dawid Przbyszeski, Vanderbilt	Feb. 21, 2004	1.000 (5-5)
1. Ezra Williams, Georgia	Jan. 5, 2003	1.000 (7-7)
1. Troy Gaines, Auburn	Feb. 26, 2003	1.000 (5-5)
1. Andrew Moten, Florida	Jan. 21, 1987	1.000 (5-5)
5. Je'Kei Foster, Ohio State	Jan. 15, 2005	.857 (6-7)
5. Wesley Person, Auburn	Feb. 13, 1993	.857 (6-7)

REBOUNDS

1. Bailey Howell, Miss. State	1957	34
2. Bob Lienhard, Georgia	1969	29
2. Dan Issel, Kentucky	Feb. 22, 1969	29

ASSISTS

1. Eddie Johnson, Auburn	Jan. 3, 1976	15
2. Kareem Reid, Arkansas	March 2, 1996	14
2. Terrell Lowery, Loyola-Marymount	Dec. 20, 1990	14
2. Bobby Hurley, Duke	Feb. 10, 1991	14

BLOCKED SHOTS

1. Roy Rogers, Alabama	Feb. 17, 1996	10
2. Andre Riddick, Kentucky	March 14, 1993	9
3. Charles Barkley, Auburn	1984	8

STEALS

1. Mike Varos, Cal State Los Angeles	Dec. 8, 1989	9
2. Pointer Williams, McNeese State	Dec. 1, 1995	8
3. Chris Daniels, Georgia	March 8, 2002	7
3. T. J. Cleveland, Arkansas	March 11, 2000	7
3. Eddie Shannon, Florida	Jan. 20, 1999	7
3. John Pelphrey, Kentucky	Feb. 15, 1990	7
3. Mike Ferrara, Colgate	Nov. 28, 1990	7



MOST POINTS SCORED

1. 159 – Northern Arizona (159-86)	Dec. 28, 1991
2. 148 – vs. Loyola Marymount (148-141)	Feb. 3, 1990
3. 128 – vs. Louisiana College (128-74)	Dec. 7, 1953
3. 128 – vs. Tennessee Martin (128-89)	Dec. 20, 1988
5. 127 – vs. Tulane (127-114)	Feb. 9, 1970

HIGHEST VICTORY MARGIN

1. 94 – LSU 124, Southwestern (TN) 33	Dec. 8, 1952
2. 75 – LSU 112, Grambling 37	Nov. 20, 1999
3. 73 – LSU 159, Northern Arizona 86	Dec. 28, 1991
4. 62 – LSU 123, Nicholls State 61	Dec. 30, 1991
5. 60 – LSU 80, Sewanee 20	Jan. 5, 1934
6. 56 – LSU 69, Louisiana-Lafayette 13	Dec. 1915
6. 56 – LSU 66, Millsaps 10	Feb. 6, 1918

OPPONENT MOST POINTS SCORED

1. 130 – by Florida State (FSU 130-100)	Dec. 16, 1967
2. 141 – by Loyola Marymount (LSU 148-141)	Feb. 3, 1990
3. 129 – by Kentucky (Ky 129-97)	Jan. 16, 1996
4. 127 – by Kentucky (Ky 127-80)	March 4, 1995
5. 121 – by Kentucky (Ky 121-95)	Jan. 27, 1968
5. 121 – by Kentucky (Ky 121-105)	Feb. 21, 1970

OPPONENTS MARGIN OF VICTORY

1. 49 – UCLA 133, LSU 84	Dec. 23, 1969
2. 47 – Kentucky 127, LSU 80	March 4, 1995
3. 46 – Vanderbilt 106, LSU 60	March 8, 1965
4. 44 – Oklahoma State 111, LSU 67	Dec. 20, 1994
5. 41 – Auburn 101, LSU 60	Feb. 13, 1965
6. 40 – Florida 102, LSU 62	Jan. 4, 1965
6. 40 – St. John's 102, LSU 62	Dec. 29, 1965

MOST FIELD GOALS MADE

1. 61 – vs. Northern Arizona	Dec. 28 1991
1. 61 – vs. Loyola Marymount	Feb. 3, 1990
3. 48 – vs. Loyola Marymount	Dec. 20, 1990
4. 47 – vs. McNeese State	Jan. 20, 1992
4. 47 – vs. Southeastern Louisiana	Nov. 26, 1990
4. 47 – vs. Nicholls State	Dec. 29, 1990

MOST THREE-POINT FIELD GOALS MADE

1. 17 – vs. Tennessee	March 1, 2003
2. 16 – vs. Auburn	Feb. 26, 2003
3. 13 – vs. Grambling	Dec. 13, 2008
3. 13 – vs. Chaminade	Nov. 20, 2007
3. 13 – vs. Texas A&M	Nov. 30, 2002
3. 13 – vs. Northwestern State	Dec. 2, 2001
3. 13 – vs. Maryland Baltimore County	Dec. 30, 1994
3. 13 – vs. Ole Miss	March 10, 1989
9. 12 – at Rice	Dec. 29, 2010
9. 12 – at South Alabama	Nov. 28, 2010
9. 12 – vs. Arizona State	Nov. 21, 2007
9. 12 – vs. Tennessee	March 2, 2001
9. 12 – vs. Nicholls State	March 22, 2000
9. 12 – vs. Tennessee	Feb. 10, 1990

MOST FREE THROWS MADE

1. 41 – vs. Tulane	Dec. 22, 1979
2. 38 – vs. Florida	Jan. 16, 1993
2. 37 – vs. Vandy	Feb. 6, 1988
4. 36 – vs. Tennessee	Feb. 23, 1991
5. 33 – vs. Ole Miss	Jan. 14, 1984
5. 33 – vs. Loyola (Chicago)	Dec. 6, 1982
7. 32 – vs. Northwestern State	Nov. 12, 2010
7. 32 – vs. Texas A&M	Dec. 8, 1982
7. 32 – vs. Arkansas	Jan. 11, 1992
10. 31 – vs. Tennessee	Jan. 29, 1992
10. 31 – vs. Florida	Jan. 26, 1991

MOST REBOUNDS

1. 80 – vs. Montana State	Dec. 27, 1976
2. 65 – vs. Loyola Marymount	Feb. 3, 1990
3. 63 – vs. Nicholls State	Dec. 30, 1991
4. 62 – vs. Hawaii Pacific	Nov. 27, 1982
5. 61 – vs. Northern Arizona	Dec. 28, 1991
6. 60 – vs. McNeese State	Dec. 20, 1992
6. 60 – vs. Troy	Dec. 6, 1994
6. 60 – vs. Troy	Dec. 22, 1999

ASSISTS

1. 38 – vs. George Mason	Dec. 3, 1994
2. 33 – vs. Loyola Marymount	Feb. 3, 1990
2. 33 – vs. Georgia State	Dec. 28, 1994
4. 30 – vs. Southern	Nov. 29, 1995
4. 30 – vs. Texas A&M Corpus Christi	Dec. 14, 2002
6. 29 – vs. Northern Arizona	Dec. 28, 1991
6. 29 – vs. Troy	Dec. 6, 1994
6. 29 – vs. Grambling	Nov. 28, 1999

STEALS

1. 23 – vs. Tennessee	Feb. 23, 1991
2. 20 – vs. Southeastern Louisiana	Nov. 26, 1990
2. 20 – vs. Nicholls State	Dec. 29, 1990
4. 18 – vs. Marist	Nov. 25, 1988
4. 18 – vs. Central Connecticut St.	Jan. 19, 1993
5. 17 – vs. Auburn	Jan. 9, 1993
5. 17 – vs. Cornell	Dec. 30, 1995
5. 17 – vs. Loyola Marymount	Dec. 20, 1990

BLOCKS

1. 16 – vs. Texas	Jan. 2, 1990
1. 16 – vs. Alcorn State	Nov. 20, 2008
2. 14 – vs. Alabama	March 5, 2008
2. 14 – vs. Georgia	Jan. 25, 2006
2. 14 – vs. Loyola Marymount	Feb. 3, 1990
5. 13 – vs. Tennessee	Jan. 14, 2006
5. 13 – vs. Louisiana-Lafayette	Nov. 21, 2004
5. 13 – vs. Texas A&M Corpus Christi	Dec. 14, 2002
5. 13 – vs. Auburn	March 1, 1980
5. 13 – vs. Georgia	Jan. 7, 1991



WINS

1.	31	1980-81
2.	28	1999-00
3.	27	2008-09
3.	27	2005-06
5.	26	1985-86
5.	26	1979-80
7.	24	1986-87
8.	23	1989-90
8.	23	1978-79
10.	22	1992-93
10.	22	1969-70
10.	22	1952-53

WINNING PCT. (MIN. 10 WINS)

1.	.938 (15-1)	1921-22
2.	.933 (14-1)	1934-35
3.	.923 (12-1)	1917-18
4.	.909 (10-1)	1916-17
4.	.909 (10-1)	1914-15
6.	.905 (19-2)	1919-20
7.	.880 (22-3)	1952-53
8.	.861 (31-5)	1980-81
9.	.857 (18-3)	1945-46
10.	.826 (19-4)	1920-21

GAMES PLAYED

1.	39	1986-87
2.	38	1985-86
3.	36	2005-06
3.	36	1980-81
5.	35	2008-09
6.	34	2001-02
6.	34	1999-00
8.	33	2011-12
8.	33	1992-93
10.	32	2010-11
10.	32	2002-03
10.	32	1989-90
10.	32	1988-89
10.	32	1982-83
10.	32	1979-80
10.	32	1969-70

FIELD GOALS ATT.

1.	2403	1969-70
2.	2327	1985-86
3.	2303	1988-89
4.	2261	1986-87
5.	2194	1989-90
6.	2155	1992-93
7.	2144	1980-81
8.	2093	2008-09
9.	2092	2005-06
10.	2040	1990-91

FIELD GOALS MADE

1.	1170	1985-86
2.	1159	1969-70
3.	1116	1989-90
4.	1115	1988-89
5.	1098	1980-81
6.	1047	1986-87
7.	1019	1979-80
8.	1010	1990-91
9.	1000	1991-92
10.	972	2005-06

3-POINT FG ATTEMPTED

1.	624	2007-08
2.	614	1995-96
3.	572	2008-09
4.	571	2002-03
4.	571	2004-05
6.	564	1993-94
7.	561	2010-11
7.	561	2001-02

3-POINT FG MADE

1.	215	2002-03
2.	213	2008-09
3.	205	2004-05
4.	204	2001-02
5.	201	2007-08
6.	196	1999-00
7.	194	2000-01
7.	194	1995-96

3-POINT FG PCT.

1.	.401	1986-87
2.	.388	1988-89
3.	.377	2002-03
4.	.372	2008-09
5.	.368	1992-93
6.	.367	1991-92

FIELD GOAL PCT.

1.	.521	1978-79
2.	.520	1970-71
3.	.512	1980-81
4.	.509	1989-90
4.	.509	1979-80
6.	.503	1985-86
7.	.501	1984-85
8.	.495	1990-91
9.	.490	1991-92
10.	.488	1973-74

FREE THROWS MADE

1.	667	1969-70
2.	653	1980-81
3.	573	1990-91
4.	557	1988-89
5.	552	1999-00
6.	542	2005-06
7.	537	1985-86
8.	536	1989-90
9.	530	2008-09
10.	526	1991-92

FREE THROWS ATT.

1.	944	1980-81
2.	917	1969-70
3.	858	1999-00
4.	840	1990-91
5.	820	1991-92
6.	804	1988-89
7.	786	2005-06
8.	782	1986-87
9.	774	1983-84
10.	759	1955-56

FREE THROW PCT.

1.	.770	1988-89
2.	.750	1985-86
3.	.741	2007-08
4.	.737	1963-64
5.	.730	2004-05
6.	.727	1969-70
7.	.720	1972-73
8.	.716	2008-09
9.	.714	1984-85
9.	.714	1967-68

REBOUNDS

1.	1691	1969-70
2.	1457	1989-90
3.	1447	2005-06
4.	1401	1986-87
5.	1373	1999-00
6.	1365	2008-09
7.	1316	1990-91
8.	1308	1991-92
9.	1298	1985-86
9.	1298	1964-65

REBOUND AVERAGE

1.	52.8	1969-70
2.	49.9	1964-65
3.	47.1	1962-63
4.	47.0	1963-64
4.	47.0	1961-62
6.	46.5	1954-55
7.	46.2	1977-78
8.	46.0	1970-71
8.	46.0	1968-69
10.	45.5	1989-90
10.	45.5	1976-77

PERSONAL FOULS

1.	747	1986-87
2.	727	1980-81
3.	697	1978-79
4.	675	1977-78
5.	669	1979-80
6.	663	1982-83
7.	661	1989-90
8.	660	1969-70
9.	657	1985-86
10.	639	1973-74

FOULED OUT

1.	37	1973-74
1.	37	1952-53
3.	33	1978-79
3.	33	1977-78
5.	32	1976-77
6.	30	1957-58
7.	29	1974-75
8.	28	1989-90
8.	28	1969-70
10.	27	1988-89
10.	27	1972-73
10.	27	1971-72

ASSISTS

1.	616	1974-75
2.	577	1985-86
3.	566	1990-91
4.	547	2005-06
5.	538	1975-76
6.	529	2008-09
7.	527	1986-87
7.	527	1980-81
9.	526	1989-90
10.	525	1988-89

BLOCKED SHOTS

1.	236	2005-06
2.	225	1989-90
3.	212	2008-09
4.	206	1991-92
5.	198	1990-91
6.	196	2007-08
7.	180	1999-00
8.	155	2006-07
8.	132	2002-03
10.	128	2011-12

STEALS


1.	352	1986-87
2.	316	1990-91
2.	316	1992-93
4.	313	1999-00
5.	311	1991-92
6.	306	1985-86
7.	298	2005-06
8.	297	1980-81
9.	280	2001-02
10.	275	1983-84

POINTS

1.	2985	1969-70
2.	2966	1988-89
3.	2921	1989-90
4.	2877	1985-86
5.	2851	1980-81
6.	2785	1986-87
7.	2713	1991-92
7.	2713	1990-91
9.	2633	2005-06
10.	2617	2008-09

SCORING AVERAGE

1.	93.3	1969-70
2.	92.7	1988-89
3.	91.3	1989-90
4.	90.4	1990-91
5.	89.1	1968-69
6.	88.7	1967-68
7.	87.5	1991-92
8.	85.6	1970-71
9.	84.1	1977-78
10.	83.5	1974-75



POINTS

1. 2861	1988-89
2. 2860	1969-70
3. 2679	1985-86
4. 2658	1986-87
5. 2620	1989-90
6. 2449	1980-81
7. 2433	1992-93
8. 2423	1990-91
9. 2354	1991-92
10. 2316	2008-09

FIELD GOALS MADE

1. 1117	1969-70
2. 1113	1985-86
3. 1096	1988-89
4. 973	1986-87
5. 971	1980-81
6. 919	1992-93
7. 903	1990-91
8. 901	1989-90

FIELD GOALS ATTEMPTED

1. 2497	1969-70
2. 2263	1988-89
3. 2257	1985-86
4. 2240	1986-87
5. 2222	1989-90
6. 2137	2005-06
7. 2129	1990-91

FIELD GOAL PERCENTAGE

1. .511	1981-82
2. .493	1985-86
3. .492	1966-67
4. .489	1993-94
5. .484	1974-75
5. .484	1988-89
7. .472	1984-85
8. .471	1983-84
8. .471	1980-81
10. .464	1992-93
10. .464	1982-83

FREE THROWS MADE

1. 626	1969-70
2. 603	1956-57
3. 569	1986-87
4. 565	1955-56
5. 561	1989-90
6. 533	1983-84
7. 529	1994-95

FREE THROW ATTEMPTS

1. 928	1969-70
2. 881	1955-56
3. 863	1956-57
4. 800	1989-90
5. 789	1954-55
6. 784	1994-95
7. 758	1995-96
8. 747	1983-84

FREE THROW PERCENTAGE

1. .744	1962-63
2. .737	1984-85
3. .733	1986-87
4. .729	1974-75
5. .725	1970-71
6. .719	1980-81
7. .714	1983-84

3-POINT FG MADE

1. 257	1989-90
2. 233	2005-06
3. 233	1999-00
4. 226	2001-02
5. 226	1994-95
6. 225	2004-05
7. 221	1996-97
7. 221	1995-96

3-POINT FG ATTEMPTS

1. 745	1999-00
2. 734	1989-90
3. 684	2001-02
4. 677	2005-06
5. 646	1995-96
6. 629	1994-95

3-POINT FG PERCENTAGE

1. .390	1986-87
2. .379	2004-05
3. .369	2000-01
4. .365	1996-97
5. .361	1988-89
6. .354	2002-03
6. .354	1990-91
8. .350	2003-04
8. .350	1989-90

REBOUNDS

1. 1485	1969-70
2. 1417	1986-87
3. 1346	1967-68
4. 1344	1988-89
5. 1332	1965-66

REBOUND AVERAGE

1. 52.5	1955-56
2. 52.2	1957-58
2. 52.2	1956-57
4. 51.7	1967-68
5. 51.2	1965-66

PERSONAL FOULS

1. 848	1980-81
2. 780	1986-87
3. 764	1979-80
4. 743	1999-00
5. 710	1985-86

ASSISTS

1. 560	1985-86
2. 545	1988-89
3. 530	1992-93
4. 499	1974-75
5. 491	1993-94

BLOCKED SHOTS

1. 158	1992-93
2. 150	2005-06
3. 133	2010-11
4. 132	2011-12
5. 119	1997-98
5. 119	1993-94
5. 119	1985-86
8. 118	1986-87
9. 114	1988-89
10. 112	2007-08
10. 112	1986-87

STEALS

1. 301	1996-97
2. 290	1998-99
3. 274	1989-90
4. 269	1994-95
5. 265	1999-00

SCORING AVERAGE


1. 89.7	1974-75
2. 89.4	1988-89
2. 89.4	1969-70
4. 87.5	1968-69
5. 86.1	1967-68
6. 81.9	1989-90
7. 81.2	1994-95
8. 81.3	1993-94

FOULED OUT

1. 42	1980-81
2. 38	1977-78
3. 37	1983-84
4. 35	1982-83
4. 35	1969-70



Kenny Higgs



Chris Jackson

GAMES

Fr.	Tasmin Mitchell (36), 2005-06
	Garrett Temple (36), 2005-06
	Ben Voogd (36), 2005-06
	Johnny Jones (36), 1980-81
	Leonard Mitchell (36), 1980-81
So.	Fess Irvin (37), 1986-87
Jr.	Bernard Woodside (39), 1986-87
Sr.	Oliver Brown (38), 1986-87
	Anthony Wilson (38), 1986-87

FIELD GOAL ATTEMPTS

Fr.	Chris Jackson (739), 1988-89
So.	Pete Maravich (1022), 1967-68
Jr.	Pete Maravich (976), 1968-69
Sr.	Pete Maravich (1168), 1969-70

FIELD GOALS MADE

Fr.	Chris Jackson (359), 1988-89
So.	Pete Maravich (432), 1967-68
Jr.	Pete Maravich (433), 1968-69
Sr.	Pete Maravich (522), 1969-70

FIELD GOAL PERCENTAGE

Fr.	Vernel Singleton (.571), 1988-89
So.	Rudy Macklin (.622), 1977-78
Jr.	Ralph Jukkola (.638), 1967-68
Sr.	Dave Ramsden (.675), 1968-69

3-POINT FIELD GOALS MADE

Fr.	Chris Jackson (84), 1988-89
So.	Chris Jackson (88), 1989-90
Jr.	Marcus Thornton (90), 2007-08
Sr.	Anthony Wilson (95), 1986-87

3-POINT FIELD GOAL PERCENTAGE

Fr.	Fess Irvin (.463), 1986-87
So.	Jamie Brandon (.509), 1992-93
Jr.	Landers Nolley (.421), 1994-95
Sr.	Justin Anderson (.489), 1991-92

FREE THROW ATTEMPTS

Fr.	Chris Jackson (200), 1988-89
So.	Pete Maravich (338), 1967-68
Jr.	Pete Maravich (378), 1968-69
Sr.	Pete Maravich (436), 1969-70

FREE THROWS MADE

Fr.	Chris Jackson (163), 1988-89
So.	Pete Maravich (274), 1967-68
Jr.	Pete Maravich (282), 1968-69
Sr.	Pete Maravich (337), 1969-70

FREE THROW PERCENTAGE

Fr.	Jordy Hultberg (.867), 1976-77
So.	Chris Jackson (.909), 1989-90
Jr.	Kenny Drost (.902), 1965-66
Sr.	Derrick Taylor (.880), 1985-86

REBOUNDS

Fr.	Rudy Macklin (306), 1976-77
So.	Al Sanders (474), 1969-70
Jr.	Shaquille O'Neal (421), 1991-92
Sr.	Bob Pettit (432), 1953-54

REBOUND AVERAGE

Fr.	Rudy Macklin (11.8), 1976-77
So.	Al Sanders (14.8), 1969-70
Jr.	Al Sanders (14.8), 1970-71
Sr.	Bob Pettit (17.3), 1953-54

ASSISTS

Fr.	Randy Livingston (151), 1994-95
So.	Kenny Higgs (173), 1975-76
Jr.	Kenny Higgs (239), 1976-77
Sr.	Pete Maravich (192), 1969-70

STEALS

Fr.	Clarence Ceasar (90), 1991-92
So.	Jerry Reynolds (81), 1983-84
Jr.	Darryl Joe (93), 1986-87
Sr.	Derrick Taylor (86), 1985-86

POINTS

Fr.	Chris Jackson (965), 1988-89
So.	Pete Maravich (1138), 1967-68
Jr.	Pete Maravich (1148), 1968-69
Sr.	Pete Maravich (1381), 1969-70

SCORING AVERAGE

Fr.	Chris Jackson (30.2), 1988-89
So.	Pete Maravich (43.8), 1967-68
Jr.	Pete Maravich (44.2), 1968-69
Sr.	Pete Maravich (44.5), 1969-70

BLOCKED SHOTS

Fr.	Shaquille O'Neal (115), 1989-90
So.	Shaquille O'Neal (140), 1990-91
Jr.	Shaquille O'Neal (157), 1991-92
Sr.	Chris Johnson (95), 2008-09

SCORING LEADERS

YEAR	PLAYER	GMS.	PTS.	AVG.
1945	Clyde Lindsey	24	377	15.7
1946	Joe Bill Adcock	21	391	18.6
1947	Frank Brian	21	340	16.2
1948	Bob Meador	25	244	9.8
1949	Bob Meador	25	306	12.2
1950	Joe Dean	25	271	10.8
1951	Joe Dean	24	362	15.1
1952	Bob Pettit	24	612	25.5
1953	Bob Pettit	21	519	24.7
1954	Bob Pettit	25	785	31.4
1955	Roger Sigler	24	360	15.0
1956	Roger Sigler	20	501	25.1
1957	Roger Sigler	25	459	18.4
1958	Dom Merle	25	308	12.3
1959	Jim Crisco	25	305	12.2
1960	Dick Davies	20	248	12.4
1961	George Nattin	25	413	16.5
1962	George Nattin	24	306	12.8
1963	Dick Maile	24	337	14.0
1964	Dick Maile	25	518	20.7
1965	Dick Maile	25	429	17.1
1966	Harry Heroman	26	458	17.6
1967	Kenny Drost	26	430	16.5
1968	Pete Maravich	26	1138	43.8
1969	Pete Maravich	26	1148	44.2
1970	Pete Maravich	31	1381	44.5
1971	Al Sanders	25	523	20.9
1972	Bill Newton	26	492	18.9
1973	Eddie Palubinskas	24	447	18.6
1974	Glenn Hansen	25	485	19.4
1975	Glenn Hansen	25	542	21.7
1976	Kenny Higgs	26	577	22.2
1977	Kenny Higgs	27	479	17.7
1978	Durand Macklin	27	513	19.0
1979	Al Green	29	512	17.7
1980	Durand Macklin	32	563	17.6
1981	Howard Carter	36	576	16.0
1982	Howard Carter	28	467	16.7
1983	Howard Carter	32	564	17.6
1984	Jerry Reynolds	29	411	14.2
1985	Nikita Wilson	29	436	15.0
1986	John Williams	37	658	17.8
1987	Anthony Wilson	38	632	16.6
1988	Ricky Blanton	30	511	17.0
1989	Chris Jackson	32	965	30.2
1990	Chris Jackson	32	889	27.8
1991	Shaquille O'Neal	28	774	27.6
1992	Shaquille O'Neal	30	722	24.1
1993	Geert Hammink	32	488	15.2
1994	Jamie Brandon	27	445	16.5
1995	Ronnie Henderson	27	630	23.3
1996	Ronnie Henderson	23	502	21.8
1997	Duane Spencer	30	452	15.1
1998	Maurice Carter	27	388	14.4
1999	Maurice Carter	27	466	17.3
2000	Stromile Swift	34	550	16.2
2001	Ronald Dupree	29	503	17.3
2002	Ronald Dupree	34	552	16.2
2003	Ronald Dupree	32	504	15.8
2004	Jaime Lloreda	22	372	16.9
2005	Brandon Bass	30	520	17.3
2006	Glen Davis	36	669	18.6
2007	Glen Davis	29	512	17.7
2008	Marcus Thornton	31	608	19.6
2009	Marcus Thornton	35	739	21.1
2010	Tasmin Mitchell	31	521	16.8
2011	Ralston Turner	27	332	12.3
2012	Justin Hamilton	33	426	12.9

3-PT FG LEADERS

YEAR	PLAYER	NO.
1987	Anthony Wilson	95
1988	Darryl Joe	38
1989	Chris Jackson	84
1990	Chris Jackson	88
1991	Mike Hansen	58
1992	Clarence Ceasar	63
1993	Maurice Williamson	24
1994	Ronnie Henderson	72
1995	Ronnie Henderson	68

1996	Ronnie Henderson	49
1997	Terrance Simmons	21
1998	Maurice Carter	44
1999	Maurice Carter	71
2000	Torris Bright	55
2001	Collis Temple III	53
2002	Torris Bright	76
2003	Torris Bright	62
2004	Darrel Mitchell	67
2005	Darrel Mitchell	67
2006	Darrel Mitchell	82
2007	Terry Martin	52
2008	Marcus Thornton	90
2009	Marcus Thornton	78
2010	Bo Spencer	61
2011	Andre Stringer	57
2012	Ralston Turner	51

REBOUND LEADERS

YEAR	PLAYER	GMS.	REB.	AVG.
1952	Bob Pettit	24	328	13.7
1953	Bob Pettit	25	298	11.9
1954	Bob Pettit	25	432	17.3
1955	Ned Clark	24	380	15.8
1956	Roger Sigler	20	276	13.8
1957	Troy Rushing	25	258	10.3
1958	Jim Crisco	25	225	9.0
1959	Jim Crisco	25	192	7.6
1960	Tom Conklin	23	143	6.2
1961	Tom Conklin	25	227	9.0
1962	Maury Drummond	24	301	12.5
1963	Dick Maile	24	263	10.9
1964	Dick Maile	25	263	10.5
1965	Dick Maile	25	246	9.8
	Bill Wilson	26	246	9.4
1966	Harry Heroman	26	202	7.7
1967	Ralph Jukkola	26	187	7.2
1968	Ralph Jukkola	26	226	8.6
1969	Dave Ramsden	26	281	10.8
1970	Al Sanders	32	474	14.8
1971	Al Sanders	25	369	14.7
1972	Al Sanders	26	325	12.5
1973	Collis Temple	24	160	6.9
1974	Collis Temple	26	273	10.5
1975	Glenn Hansen	26	250	10.0
1976	Ed LeBlanc	26	271	10.4
1977	Durand Macklin	26	306	11.8
1978	Durand Macklin	27	286	10.6
1979	Lionel Green	29	321	11.1
1980	Durand Macklin	32	309	9.7
1981	Durand Macklin	36	351	9.8
1982	Leonard Mitchell	27	206	7.6
1983	Leonard Mitchell	31	282	9.1
1984	Jerry Reynolds	29	239	8.2
1985	Nikita Wilson	29	201	6.9
1986	John Williams	37	313	8.5
1987	Oliver Brown	38	278	7.3
1988	Ricky Blanton	30	265	8.8
1989	Ricky Blanton	32	261	8.2
1990	Shaquille O'Neal	32	285	12.0
1991	Shaquille O'Neal	28	411	14.7
1992	Shaquille O'Neal	30	421	14.0
1993	Geert Hammink	32	325	10.2
1994	Clarence Ceasar	27	169	6.3
1995	Clarence Ceasar	22	153	7.0
1996	Roman Rubchenko	29	201	6.9
1997	Duane Spencer	30	230	7.7
1998	Cedric Carter	27	164	6.1
1999	Jabari Smith	27	262	9.7
2000	Stromile Swift	34	279	8.2
2001	Ronald Dupree	29	256	8.8
2002	Ronald Dupree	34	290	8.5
2003	Jaime Lloreda	30	269	9.0
2004	Jaime Lloreda	22	256	11.6
2005	Brandon Bass	30	272	9.1
2006	Glen Davis	36	350	9.7
2007	Glen Davis	29	303	10.4
2008	Anthony Randolph	31	263	8.5
2009	Chris Johnson	35	253	7.23
2010	Tasmin Mitchell	31	292	9.4
2011	Storm Warren	29	165	5.7
2012	Justin Hamilton	33	238	7.2

ASSIST LEADERS

YEAR	PLAYER	GMS.	ASST.	AVG.
1968	Pete Maravich	26	105	4.0
1969	Pete Maravich	26	128	4.9
1970	Pete Maravich	31	192	6.1
1971	Tommy Hess	26	130	5.0
1972	Tommy Hess	24	121	5.0
1973	Eddie Palubinskas	24	99	4.1
1974	Eddie Palubinskas	24	97	3.7
1975	Mike Darnall	20	133	6.6
1976	Kenny Higgs	26	173	6.6
1977	Kenny Higgs	27	239	8.8
1978	Ethan Martin	26	118	4.5
1979	Ethan Martin	29	156	5.3
1980	Ethan Martin	32	174	5.4
1981	Ethan Martin	34	190	5.5
1982	Derrick Taylor	28	90	3.2
1983	Johnny Jones	31	124	4.0
1984	John Tudor	29	104	3.5
1985	Jerry Reynolds	29	105	3.6
1986	Derrick Taylor	38	146	3.8
1987	Bernard Woodside	39	115	2.9
1988	Bernard Woodside	30	136	4.5
1989	Ricky Blanton	32	147	4.6
1990	Maurice Williamson	32	118	3.8
1991	T.J. Pugh	30	196	6.5
1992	Jamie Brandon	29	103	3.6
1993	Andre Owens	33	90	2.7
1994	Andre Owens	24	96	4.0
1995	Randy Livingston	16	151	9.4
1996	Gene Nabors	29	95	3.3
1997	Gene Nabors	30	72	2.4
1998	DeJuan Collins	23	79	3.4
1999	Jamaal Wolfe	24	60	2.5
2000	Torris Bright	34	147	4.3
2001	Torris Bright	29	118	4.1
2002	Torris Bright	34	129	3.8
2003	Torris Bright	32	150	4.7
2004	Xavier Whipple	29	88	3.0
2005	Tack Minor	30	137	4.6
2006	Darrel Mitchell	36	160	4.4
2007	Garrett Temple	32	138	4.3
2008	Garrett Temple	31	111	3.6
2009	Garrett Temple	35	134	3.8
2010	Chris Bass	31	97	3.1
2011	Andre Stringer	32	85	2.6
2012	Anthony Hickey	33	125	3.8

BLOCK LEADERS

YEAR	PLAYERS	GMS.	BLKS.	AVG.
1979	Lionel Green	29	61	2.1
1980	Durand Macklin	32	19	0.6
1981	Leonard Mitchell	36	20	0.6
1982	Leonard Mitchell	27	11	0.4
1983	Leonard Mitchell	31	31	1.0
1984	Leonard Mitchell	24	20	0.8
1985	Nikita Wilson	29	25	0.9
1986	John Williams	37	22	0.6
1987	Jose Vargas	38	44	1.2
1988	Jose Vargas	30	31	1.0
1989	Wayne Sims	32	41	1.3
1990	Shaquille O'Neal	32	115	3.6
1991	Shaquille O'Neal	28	140	5.0
1992	Shaquille O'Neal	30	157	5.2
1993	Geert Hammink	32	30	0.9
1994	Glover Jackson	23	15	0.7
1995	Misha Mutavdzic	26	24	0.9
1996	Roman Rubchenko	29	18	0.6
1997	Bob Hall	23	23	1.0
1998	Cedric Carter	27	16	0.6
1999	Stromile Swift	16	35	2.2
2000	Stromile Swift	34	95	2.8
2001	Ronald Dupree	29	17	0.6
2002	Ronald Dupree	34	22	0.6
2003	Jaime Lloreda	30	61	2.0
2004	Brandon Bass	29	56	1.9
2005	Brandon Bass	30	48	1.6
2006	Tyrus Thomas	32	99	3.1
2007	Garrett Temple	32	34	1.1
2008	Chris Johnson	25	66	2.6
2009	Chris Johnson	35	95	2.7
2010	Storm Warren	31	44	1.4

2011	Malcom White	32	36	1.1
2011	Storm Warren	29	34	1.17
2012	Justin Hamilton	33	43	1.3

STEAL LEADERS

YEAR	PLAYER	GMS.	STLS.	AVG.
1979	Ethan Martin	29	64	2.2
1980	Ethan Martin	32	73	2.2
1981	Ethan Martin	34	83	2.4
1982	Derrick Taylor	28	51	1.8
1983	Jerry Reynolds	32	65	2.0
1984	Jerry Reynolds	29	81	2.8
1985	Jerry Reynolds	29	48	1.6
1986	Derrick Taylor	38	84	2.2
1987	Darryl Joe	37	93	2.5
1988	Darryl Joe	30	80	2.7
1989	Chris Jackson	32	57	1.7
1990	Maurice Williamson	31	55	1.8
1991	Shawn Griggs	29	81	2.8
1992	Clarence Ceasar	31	90	2.9
1993	Clarence Ceasar	32	74	2.3
1994	Clarence Ceasar	27	80	3.0
1995	Clarence Ceasar	22	66	3.0
1996	Ronnie Henderson	23	40	1.7
1997	Gene Nabors	30	39	1.3
1998	DeJuan Collins	23	34	1.5
1999	Jabari Smith	27	32	1.2
2000	Stromile Swift	34	70	2.1
2001	Torris Bright	29	57	2.0
2002	Jermaine Williams	34	76	2.2
2003	Torris Bright	32	59	1.8
2004	Darrel Mitchell	29	50	1.7
2005	Darrel Mitchell	30	54	1.8
2006	Darrel Mitchell	36	70	1.9
2008	Marcus Thornton	31	43	1.4
2009	Garrett Temple	35	60	1.7
2010	Tasmin Mitchell	31	41	1.3
2011	Storm Warren	29	38	1.3
2012	Anthony Hickey	33	69	2.1

FIELD GOALS MADE

YEAR	PLAYERS	FG.
1952	Bob Pettit	247
1953	Bob Pettit	193
1954	Bob Pettit	281
1955	Roger Sigler	125
1956	Roger Sigler	175
1957	Roger Sigler	174
1958	Dom Merle	129
1959	Jim Crisco	118
1960	Dick Davies	91
1961	George Nattin	165
1962	George Nattin	122
1963	George Nattin	125
1964	Dick Maile	214
1965	Dick Maile	168
1966	Harry Heroman	166
1967	Kenny Drost	168
1968	Pete Maravich	432
1969	Pete Maravich	433
1970	Pete Maravich	522
1971	Al Sanders	209
1972	Bill Newton	210
1973	Ed Palubinskas	155
1974	Glenn Hansen	202
1975	Glenn Hansen	225
1976	Kenny Higgs	216
1977	Durand Macklin	161
1978	Durand Macklin	217
1979	DeWayne Scales	227
1980	Durand Macklin	232
1981	Howard Carter	233
1982	Howard Carter	199
1983	Howard Carter	234
1984	Jerry Reynolds	162
1985	Nikita Wilson	183
1986	John Williams	269
1987	Anthony Wilson	233
1988	Ricky Blanton	196
1989	Chris Jackson	359
1990	Chris Jackson	305
1991	Shaquille O'Neal	312

1992	Shaquille O'Neal	294
1993	Geert Hammink	190
1994	Clarence Ceasar	152
1995	Ronnie Henderson	219
1996	Ronnie Henderson	183
1997	Duane Spencer	157
1998	Maurice Carter	131
1999	Maurice Carter	159
2000	Stromile Swift	202
2001	Ronald Dupree	183
2002	Ronald Dupree	220
2003	Ronald Dupree	199
2004	Jaime Lloreda	140
2005	Brandon Bass	181
2006	Glen Davis	250
2007	Glen Davis	178
2008	Marcus Thornton	212
2009	March Thornton	256
2010	Tasmin Mitchell	196
2011	Ralston Turner	110
2012	Justin Hamilton	158

FREE THROWS MADE

YEAR	PLAYERS	FT.
1952	Bob Pettit	118
1953	Bob Pettit	133
1954	Bob Pettit	223
1955	Roger Sigler	110
1956	Roger Sigler	151
1957	Roger Sigler	111
1958	Jim Crisco	120
1959	Carey Guglielmo	74
1960	Dick Davies	66
	Joe Clune	66
1961	Ellis Cooper	98
1962	George Nattin	62
1963	Ellis Cooper	93
1964	Sam Chase	122
1965	Harry Heroman	138
1966	Harry Heroman	132
1967	Kenny Drost	94
1968	Pete Maravich	274
1969	Pete Maravich	282
1970	Pete Maravich	337
1971	Al Sanders	105
1972	Al Sanders	135
1973	Ed Palubinskas	155
1974	Ed Palubinskas	121
1975	Kenny Higgs	102
1976	Kenny Higgs	145
1977	Kenny Higgs	163
1978	Kenny Higgs	112
1979	Al Green	136
1980	Ethan Martin	108
1981	Ethan Martin	129
1982	Derrick Taylor	113
1983	Howard Carter	96
1984	Derrick Taylor	104
1985	Nikita Wilson	70
1986	John Williams	120
1987	Nikita Wilson	105
1988	Ricky Blanton	113
1989	Chris Jackson	163
1990	Chris Jackson	191
1991	Shaquille O'Neal	150
1992	Shaquille O'Neal	134
1993	Geert Hammink	108
1994	Jamie Brandon	117
1995	Ronnie Henderson	124
1996	Ronnie Henderson	87
1997	Duane Spencer	116
1998	Willie Anderson	84
1999	Jabari Smith	100
2000	Stromile Swift	127
2001	Ronald Dupree	116
2002	Ronald Dupree	81
2003	Ronald Dupree	93
2004	Brandon Bass	123
2005	Brandon Bass	146
2006	Glen Davis	163
2007	Glen Davis	139
2008	Anthony Randolph	115



Marcus Thornton

2009	Marcus Thornton	149
2010	Bo Spencer	99
2011	Andre Stringer	98
2012	Justin Hamilton	107

MINUTES PLAYED

YEAR	PLAYERS	MIN.
1984	John Tudor	919
1985	John Williams	935
1986	Derrick Taylor	1342
1987	Anthony Wilson	1338
1988	Ricky Blanton	1122
1989	Ricky Blanton	1231
1990	Chris Jackson	1202
1991	T.J. Pugh	945
1992	Vernel Singleton	998
1993	Geert Hammink	970
1994	Jamie Brandon	873
1995	Ronnie Henderson	977
1996	Roman Rubchenko	740
1997	Duane Spencer	992
1998	Willie Anderson	903
1999	Maurice Carter	950
2000	Torris Bright	1137
2001	Ronald Dupree	1012
2002	Ronald Dupree	1202
2003	Ronald Dupree	1063
2004	Brandon Bass	1013
2005	Antonio Hudson	1086
2006	Darrel Mitchell	1322
2007	Garrett Temple	1099
2008	Garrett Temple	1066
2009	Tasmin Mitchell	1137
2010	Tasmin Mitchell	1157
2011	Andre Stringer	981
2012	Anthony Hickey	1030



1. Pete Maravich 3,667 • 1967-70

YEAR	G	FGM	FTM	TP	AVG.
67-68	26	432	274	1138	43.8
68-69	26	433	282	1148	44.2
69-70	31	522	337	1381	44.5
Totals	83	1387	893	3667	44.2



2. Durand Macklin 2,080 • 1976-81

YEAR	G	FGM	FTM	TP	AVG.
76-77	26	161	63	385	14.8
77-78	27	217	79	513	19.0
78-79*	2	19	8	46	23.0
79-80	32	232	99	563	17.6
80-81	36	223	127	573	15.9
Totals	123	852	376	2080	16.9

*Redshirted after knee injury



3. Tasmin Mitchell 1,989 • 2005-10

YEAR	G	FGM	3FGM	FTM	TP	AVG.
05-06	36	162	38	60	412	11.4
06-07	32	173	41	78	465	14.5
07-08	3	7	0	8	22	7.3
08-09	35	224	10	111	569	16.3
09-10	31	196	32	97	521	16.8
Totals	137	762	121	354	1989	14.5




4. Howard Carter 1,942 • 1979-83

YEAR	G	FGM	FTM	TP	AVG.
79-80	32	140	55	335	10.5
80-81	36	233	110	576	16.0
81-82	28	199	69	467	16.7
82-83	32	234	96	564	17.6
Totals	128	806	330	1942	15.2



5. Shaquille O'Neal 1,941 • 1989-92

YEAR	G	FGM	FTM	TP	AVG.
89-90	32	180	85	445	13.9
90-91	28	312	150	774	27.6
91-92	30	294	134	722	24.1
Totals	90	786	369	1941	21.6



6. Bob Pettit 1,916 • 1951-54

YEAR	G	FGM	FTM	TP	AVG.
51-52	24	247	118	612	25.5
52-53	21	193	133	519	24.7
53-54	25	281	223	785	31.4
Totals	70	721	474	1916	27.4



7. Kenny Higgs 1,896 • 1974-78

YEAR	G	FGM	FTM	TP	AVG.
74-75	26	184	102	470	18.1
75-76	26	216	145	577	22.2
76-77	27	158	163	479	17.7
77-78	27	129	112	370	13.7
Totals	106	687	522	1896	17.9



8. Chris Jackson 1,854 • 1988-90

YEAR	G	FGM	3FGM	FTM	TP	AVG.
88-89	32	359	84	163	965	30.2
89-90	32	305	88	191	889	27.8
Totals	64	664	172	354	1854	29.0



9. Ronald Dupree 1,726 • 1999-03

YEAR	G	FGM	3FGM	FTM	TP	AVG.
99-00	34	63	2	39	167	4.9
00-01	29	183	21	116	503	17.3
01-02	34	220	31	81	552	16.2
02-03	32	199	13	93	504	15.8
Totals	129	65	67	329	1726	13.4



10. Derrick Taylor 1,590 • 1981-82, 1983-86

YEAR	G	FGM	FTM	TP	AVG.
81-82	28	151	113	415	14.8
83-84	29	142	104	388	13.4
84-85	29	108	48	264	9.1
85-86	38	221	81	523	13.8
Totals	124	622	346	1590	12.8



11. Glen Davis 1,587 • 2004-2007

YEAR	G	FGM	3FGM	FTM	TP	AVG.
04-05	30	138	3	127	406	13.5
05-06	36	250	6	163	669	18.6
06-07	29	178	17	139	512	17.7
Totals	95	566	26	429	1587	16.7



12. Darrel Mitchell 1,569 • 2002-06

YEAR	G	FGM	3FG	FTM	TP	AVG.
02-03	32	71	42	41	225	7.0
03-04	29	115	67	49	346	11.9
04-05	30	125	67	77	394	13.1
05-06	36	200	82	122	604	16.8
Totals	127	511	258	289	1569	12.4


1000 - Point Club



13. Ronnie Henderson

1,561 • 1993-96

YEAR	G	FGM	3FGM	FTM	TP	AVG.
93-94	27	144	72	69	429	15.9
94-95	27	219	68	124	630	23.3
95-96	23	183	49	87	502	21.8
Totals	77	546	189	280	1561	20.3



14. Vernel Singleton

1,513 • 1988-92

YEAR	G	FGM	3FGM	FTM	TP	AVG.
88-89	32	121	0	103	345	10.8
89-90	32	98	0	73	269	8.4
90-91	30	159	0	137	455	15.2
91-92	31	162	1	119	444	14.3
Totals	125	540	1	432	1513	12.1



15. Leonard Mitchell

1,508 • 1980-84

YEAR	G	FGM	3FGM	FTM	TP	AVG.
80-81	36	170	50	390	10.8	
81-82	27	160	57	377	14.0	
82-83	31	186	83	455	14.7	
83-84	24	114	58	286	11.9	
Totals	118	630	248	1508	12.8	



16. Ricky Blanton

1,501 • 1984-86, 1987-89

YEAR	G	FGM	3FGM	FTM	TP	AVG.
84-85	29	41		20	102	3.5
85-86	38	94		52	240	6.3
87-88	30	196	6	113	511	17.0
88-89	32	250	40	108	648	20.3
TOTALS	129	581	46	293	1501	11.6



17. Torris Bright

1,463 • 1999-03

YEAR	G	FGM	3FGM	FTM	TP	AVG.
99-00	34	112	55	60	339	10.0
00-01	29	104	44	62	314	10.8
01-02	34	150	76	78	454	13.4
02-03	32	119	62	56	356	11.1
Totals	129	485	237	256	1463	11.3



18. Nikita Wilson

1,384 • 1983-87

YEAR	G	FGM	FTM	TP	AVG.
83-84	28	70	27	167	6.0
84-85	29	183	70	436	15.0
85-86	18	90	56	236	13.1
86-87	35	220	105	545	15.6
Totals	110	563	258	1384	12.6



19. Al Sanders

1,383 • 1969-72

YEAR	G	FGM	FTM	TP	AVG.
69-70	32	145	93	383	12.0
70-71	25	209	105	523	20.9
71-72	26	171	135	477	18.3
Totals	83	525	333	1383	16.7



20. Dewayne Scales

1,357 • 1977-80

YEAR	G	FGM	FTM	TP	AVG.
77-78	26	153	27	333	12.8
78-79	26	227	50	503	19.4
79-80	32	230	61	521	16.3
Totals	84	610	138	1357	16.2



21. Marcus Thornton

1,347 • 2007-09

YEAR	G	FGM	3FG	FTM	TP	AVG.
07-08	31	212	90	94	608	19.6
08-09	35	256	78	149	739	21.1
Totals	66	468	168	243	1347	20.4



22. Clarence Ceasar

1,343 • 1991-95

YEAR	G	FGM	3FGM	FTM	TP	AVG.
91-92	31	130	63	32	355	11.5
92-93	32	126	38	25	315	9.8
93-94	27	152	47	44	395	14.6
94-95	22	111	27	29	278	12.6
Totals	112	519	175	130	1343	12.0



23. Bill Newton

1,339 • 1969-72

YEAR	G	FGM	FTM	TP	AVG.
69-70	32	143	71	357	11.2
70-71	26	205	80	490	18.8
71-72	26	210	72	492	18.9
Totals	84	558	223	1339	15.9



24. Roger Sigler

1,318 • 1954-57


YEAR	G	FGM	FTM	TP	AVG.
54-55	24	124	110	358	15.0
55-56	20	175	151	501	25.1
56-57	25	174	111	459	18.4
Totals	69	473	372	1318	19.1



25. Maurice Carter

1,299 • 1995-99

YEAR	G	FGM	3FGM	FTM	TP	AVG.
95-96	26	62	27	21	172	6.6
96-97	28	103	15	52	273	9.8
97-98	27	131	44	82	388	14.4
98-99	27	159	71	79	468	17.3
TOTALS	108	455	157	232	1299	12.0



26. Dick Maile

1,284 • 1962-65

YEAR	G	FGM	FTM	TP	AVG.
62-63	24	125	87	337	14.0
63-64	25	214	90	518	20.7
64-65	25	168	93	429	17.1
Totals	74	507	270	1284	17.4



27. Ethan Martin

1,276 • 1977-81

YEAR	G	FGM	FTM	TP	AVG.
77-78	26	79	66	224	8.6
78-79	29	97	87	281	9.7
79-80	32	136	108	380	11.9
80-81	34	131	129	391	11.5
Totals	123	443	390	1276	10.4



28. Antonio Hudson

1,269 • 2001-05

Year	G	FGM	3FG	FTM	TP	AVG.
01-02	34	124	43	60	351	10.3
02-03	32	86	27	40	239	7.5
03-04	28	95	40	56	286	10.2
04-05	30	138	64	53	393	13.1
Totals	124	443	174	209	1269	10.2



29. Collis Temple III

1,173 • 1999-03

YEAR	G	FGM	3FGM	FTM	TP	AVG.
99-00	33	37	22	35	131	4.0
00-01	29	137	53	88	415	14.3
01-02	21	92	39	58	281	13.4
02-03	32	117	57	55	346	10.8
Totals	115	383	171	236	1173	10.2



30. Don Redden

1,119 • 1982-86

YEAR	G	FGM	FTM	TP	AVG.
82-83	8	19	19	57	7.1
83-84	28	97	93	287	10.3
84-85	29	110	62	282	9.7
85-86	38	197	99	493	13.0
Totals	103	423	273	1119	10.9



31. Wayne Sims

1,107 • 1987-91

YEAR	G	FGM	3FGM	FTM	TP	AVG.
87-88	30	122	0	45	289	9.6
88-89	32	183	1	57	424	13.3
89-90	32	108	2	31	249	7.8
90-91	23	59	4	23	145	6.3
Totals	117	472	7	156	1107	9.5



32. Bob Meador

1,099 • 1947-51

YEAR	G	FGM	FTM	TP	AVG.
47-48	25	84	56	244	9.8
48-49	25	124	58	306	12.2
49-50	22	106	39	251	11.4
50-51	24	128	92	298	12.4
Totals	96	452	245	1099	11.4



33. Anthony Wilson

1,089 • 1983-87

YEAR	G	FGM	3FGM	FTM	TP	AVG.
83-84	24	29		5	63	2.6
84-85	19	11		6	28	1.5
85-86	38	161		44	366	9.6
86-87	38	233	95	71	632	16.6
Totals	119	434	95	126	1089	9.2



34. Joe Dean

1,072 • 1949-52

YEAR	G	FGM	FTM	TP	AVG.
49-50	25	106	59	271	10.8
50-51	24	154	54	362	15.1
51-52	24	170	99	439	18.3
Totals	73	430	212	1072	14.7



35. Jerry Reynolds

1,069 • 1982-85

YEAR	G	FGM	FTM	TP	AVG.
82-83	32	126	88	340	10.6
83-84	29	162	85	409	14.2
84-85	29	128	64	320	11.0
Totals	90	416	237	1069	11.9



36. Jordy Hultberg

1,067 • 1976-80

YEAR	G	FGM	FTM	TP	AVG.
76-77	27	147	52	346	12.8
77-78	27	115	32	262	9.7
78-79	29	119	41	279	9.6
79-80	31	77	26	180	5.8
Totals	114	458	151	1067	9.3



37. John Williams

1,046 • 1984-86

YEAR	G	FGM	FTM	TP	AVG.
84-85	29	163	62	388	13.4
85-86	37	269	120	658	17.8
Totals	66	432	182	1046	15.8



38. Glenn Hansen

1,027 • 1973-75

YEAR	G	FGM	FTM	TP	AVG.
73-74	25	202	82	485	19.4
74-75	25	225	92	542	21.7
Totals	50	427	173	1027	20.5

1. Durand Macklin

1,276 • 1976-81

	G	REBOUNDS	AVG.
Totals	123	1276	10.4

2. Shaquille O'Neal

1,217 • 1989-92

	G	REBOUNDS	AVG.
Totals	90	1217	13.5

3. Al Sanders

1,168 • 1969-72

	G	REBOUNDS	AVG.
Totals	83	1168	14.1

4. Bob Pettit

1,039 • 1951-54

	G	REBOUNDS	AVG.
Totals	70	1039	14.8

5. Ned Clark

988 • 1951-55

YEAR	G	REBOUNDS	AVG.
Totals	98	988	10.1

6. Tasmin Mitchell

950 • 2005-10

	G	REBOUNDS	AVG.
Totals	137	950	6.9

7. Leonard Mitchell

922 • 1980-84

	G	REBOUNDS	AVG.
Totals	118	922	7.8

8. Glen Davis

916 • 2004-07

	G	REBOUNDS	AVG.
Totals	97	916	9.4

9. Ronald Dupree

907 • 1999-03

	G	REBOUNDS	AVG.
Totals	129	907	7.0

10. Lionel Green

809 • 1975-79

	G	REBOUNDS	AVG.
Totals	107	809	7.6

11. Bill Newton

802 • 1969-72

	G	REBOUNDS	AVG.
Totals	84	802	9.5

12. Vernel Singleton

784 • 1988-92

	G	REBOUNDS	AVG.
Totals	125	784	6.3

13. Greg Cook

780 • 1976-77, '78-81

	G	REBOUNDS	AVG.
Totals	119	780	6.6

14. Dick Maile

772 • 1962-65

	G	REBOUNDS	AVG.
Totals	74	772	10.4

15. Ricky Blanton

766 • 1984-86, '87-89

	G	REBOUNDS	AVG.
Totals	129	766	5.9

16. Ed LeBlanc

765 • 1972-76

	G	REBOUNDS	AVG.
Totals	98	765	7.8

17. Maury Drummond

736 • 1960-63

	G	REBOUNDS	AVG.
Totals	72	736	10.2

18. Dewayne Scales

733 • 1977-80

	G	REBOUNDS	AVG.
Totals	84	733	8.7

19. Roger Sigler

713 • 1953-56

	G	REBOUNDS	AVG.
Totals	69	713	10.3

20. Nikita Wilson

699 • 1983-87

	G	REBOUNDS	AVG.
Totals	110	699	6.4

21. Clarence Ceasar

670 • 1991-95

	G	REBOUNDS	AVG.
Totals	112	670	6.0

22. Jerry Reynolds

613 • 1982-85

	G	REBOUNDS	AVG.
Totals	90	613	6.8

23. Storm Warren

608 • 2008-12

	G	REBOUNDS	AVG.
Totals	123	608	4.9

24. Collis Temple, Jr.

607 • 1971-74

	G	REBOUNDS	AVG.
Totals	75	607	8.1

25. Wayne Sims

603 • 1987-90

	G	REBOUNDS	AVG.
Totals	117	603	5.2

26. Ralph Jukkola

601 • 1966-69

	G	REBOUNDS	AVG.
Totals	78	601	7.7

27. Jose Vargas

576 • 1984-88

	G	REBOUNDS	AVG.
Totals	130	576	4.4

28. Troy Rushing

560 • 1954-57

	G	REBOUNDS	AVG.
Totals	71	560	7.9



Ronald Dupree

29. Jim Crisco

544 • 1956-59

	G	REBOUNDS	AVG.
Totals	75	544	7.3

30. Bill Wilson

543 • 1962-65

	G	REBOUNDS	AVG.
Totals	62	543	8.7

31. Danny Hester

542 • 1968-70

	G	REBOUNDS	AVG.
Totals	54	542	10.0

32. Geert Hammink

536 • 1988-89, '90-93

	G	REBOUNDS	AVG.
Totals	113	536	4.7

33. Jaime Lloreda

525 • 2002-04

	G	REBOUNDS	AVG.
Totals	52	525	10.1

34. Pete Maravich

513 • 1967-70

	G	REBOUNDS	AVG.
Totals	82	513	6.2

35. John Williams

503 • 1984-86

	G	REBOUNDS	AVG.
Totals	66	503	7.6

36. Garrett Temple

502 • 2005-09

	G	REBOUNDS	AVG.
Totals	134	502	3.7

37. Jabari Smith

501 • 1998-00

	G	REBOUNDS	AVG.
Totals	61	501	8.2

200 Assist Club

1966-PRESENT

1. Kenny Higgs

YEAR	G	TOTAL	AVG.
1974-78	106	646	6.1

2. Ethan Martin

YEAR	G	TOTAL	AVG.
1977-81	123	638	5.2

3. Torris Bright

YEAR	G	TOTAL	AVG.
1999-03	129	544	4.2

4. Garrett Temple

YEAR	G	TOTAL	AVG.
2005-09	134	482	3.6

5. Pete Maravich

YEAR	G	TOTAL	AVG.
1967-70	83	425	5.1

6. Derrick Taylor

YEAR	G	TOTAL	AVG.
1981-82; 83-86	124	401	3.2

7. Darrel Mitchell

YEAR	G	TOTAL	AVG.
2002-06	127	367	2.9

8. Ricky Blanton

YEAR	G	TOTAL	AVG.
1984-86; 87-89	129	314	2.4

9. Mike Darnall

YEAR	G	TOTAL	AVG.
1972-75	66	299	4.5

10. Tasmin Mitchell

YEAR	G	TOTAL	AVG.
2005-10	137	291	2.1

11. Johnny Jones

YEAR	G	TOTAL	AVG.
1980-84	121	271	2.2

12. Chris Bass

YEAR	G	TOTAL	AVG.
2008-12	123	267	2.2

13. Bernard Woodside

YEAR	G	TOTAL	AVG.
1985-88	100	266	2.7

14. Jordy Hultberg

YEAR	G	TOTAL	AVG.
1977-80	114	256	2.2

15. T. J. Pugh

YEAR	G	TOTAL	AVG.
1990-92	58	253	4.4

16. Tommy Hess

YEAR	G	TOTAL	AVG.
1970-72	67	251	3.7

17. Greg Cook

YEAR	G	TOTAL	AVG.
1976-77; 78-81	119	246	2.1

18. John Tudor

YEAR	G	TOTAL	AVG.
1981-84	122	241	2.0

19. Clarence Cesar

YEAR	G	TOTAL	AVG.
1991-95	112	234	2.1

20. Jermaine Williams

YEAR	G	TOTAL	AVG.
1999-02	120	233	1.9

21. Chris Jackson

YEAR	G	TOTAL	AVG.
1988-90	64	232	3.6

22. Bo Spencer

YEAR	G	TOTAL	AVG.
2007-10	93	210	2.2

23. Antonio Hudson

YEAR	G	TOTAL	AVG.
2001-05	124	209	1.7

24. Howard Carter

YEAR	G	TOTAL	AVG.
1979-83	128	225	1.7

25. Randy Livingston

YEAR	G	TOTAL	AVG.
1994-96	29	220	7.6

26. Don Redden

YEAR	G	TOTAL	AVG.
1982-86	103	215	2.1

27. Jerry Reynolds

YEAR	G	TOTAL	AVG.
1982-85	90	211	2.3

28. Xavier Whipple

YEAR	G	TOTAL	AVG.
2001-05	98	209	2.1

100 Steals Club

1. Clarence Cesar

YEAR	G	TOTAL	AVG.
1991-95	112	310	2.8

2. Ethan Martin

YEAR	G	TOTAL	AVG.
1977-81	123	279	2.3

3. Torris Bright

YEAR	G	TOTAL	AVG.
2000-03	129	246	1.9

4. Darrel Mitchell

YEAR	G	TOTAL	AVG.
2002-06	127	219	1.7

5. Derrick Taylor

YEAR	G	TOTAL	AVG.
1981-82; 83-86	124	207	1.7

6. Jerry Reynolds

YEAR	G	TOTAL	AVG.
1982-85	90	194	2.1

7. Garrett Temple

YEAR	G	TOTAL	AVG.
2006-09	134	191	1.4

8. Tasmin Mitchell

YEAR	G	TOTAL	AVG.
2005-10	137	190	

9. Darryl Joe

YEAR	G	TOTAL	AVG.
1986-88	67	169	2.5

10. Jermaine Williams

YEAR	G	TOTAL	AVG.
1988-92	120	154	1.3

11. Leonard Mitchell

YEAR	G	TOTAL	AVG.
1980-84	118	151	1.3

12. Antonio Hudson

YEAR	G	TOTAL	AVG.
2001-05	124	139	1.1

13. Vernel Singleton

YEAR	G	TOTAL	AVG.
1988-92	125	136	1.1

14. Johnny Jones

YEAR	G	TOTAL	AVG.
1980-84	121	136	1.1

15. Brian Beshara

YEAR	G	TOTAL	AVG.
1998-01	89	126	1.4

16. Maurice Williamson

YEAR	G	TOTAL	AVG.
1989-93	87	121	1.3

17. Storm Warren

YEAR	G	TOTAL	AVG.
2008-12	123	113	0.9

18. Ronald Dupree

YEAR	G	TOTAL	AVG.
1999-03	129	110	0.8

19. Collis Temple III

YEAR	G	TOTAL	AVG.
1999-03	115	110	0.9

20. Jamie Brandon

YEAR	G	TOTAL	AVG.
1991-94	82	109	1.3

21. Shaquille O'Neal

YEAR	G	TOTAL	AVG.
1989-92	90	108	1.2

22. Ronnie Henderson

YEAR	G	TOTAL	AVG.
1993-96	77	104	1.3

Games in Bold Face Mark Last Time In The Category

60-Point Club (5 by 2 players all-time)

69	Pete Maravich vs. Alabama	Feb. 7, 1970
66	Pete Maravich vs. Tulane	Feb. 10, 1969
64	Pete Maravich vs. Kentucky	Feb. 21, 1970
61	Pete Maravich vs. Vanderbilt	Dec. 11, 1969
60	Bob Pettit vs. Louisiana College	Dec. 7, 1953

50-Point Club (30 by 4 players all-time)

59	Pete Maravich vs. Alabama	Feb. 17, 1968
58	Pete Maravich vs. Georgia	March 8, 1969
58	Pete Maravich vs. Mississippi State	Dec. 22, 1967
57	Bob Pettit vs. Georgia	Jan. 9, 1954
55	Chris Jackson vs. Ole Miss	March 4, 1989
55	Pete Maravich vs. Mississippi State	March 2, 1970
55	Pete Maravich vs. Kentucky	Jan. 24, 1970
55	Pete Maravich vs. Alabama	Jan. 3, 1970
55	Pete Maravich vs. Mississippi State	March 3, 1969
55	Pete Maravich vs. Tulane	Dec. 14, 1968
55	Pete Maravich vs. Tulane	Feb. 21, 1968
55	Pete Maravich vs. Auburn	Jan. 3, 1968
54	Pete Maravich vs. Auburn	Feb. 15, 1969
54	Pete Maravich vs. Vanderbilt	Jan. 29, 1968
53	Shaquille O'Neal vs. Arkansas State	Dec. 18, 1990
53	Chris Jackson vs. Florida	Dec. 10, 1988
53	Pete Maravich vs. Ole Miss	Jan. 31, 1970
53	Pete Maravich vs. St. John's	Dec. 29, 1969
53	Pete Maravich vs. Duquesne	Dec. 30, 1968
53	Pete Maravich vs. Florida	Feb. 4, 1970
52	Pete Maravich vs. Kentucky	Jan. 25, 1969
52	Pete Maravich vs. Loyola	Dec. 2, 1968
52	Pete Maravich vs. Kentucky	Jan. 27, 1968
52	Pete Maravich vs. Tulane	Jan. 11, 1968
51	Chris Jackson vs. Texas	Jan. 2, 1990
51	Pete Maravich vs. Georgia	Feb. 12, 1968
51	Pete Maravich vs. Loyola	Dec. 9, 1967
50	Chris Jackson vs. Tennessee	Feb. 11, 1989
50	Pete Maravich vs. Southern California	Dec. 18, 1969
50	Pete Maravich vs. Florida	Feb. 12, 1969

40-Point Club (42 by 8 players since 1967)

49	Chris Jackson vs. Tennessee	Feb. 10, 1990
49	Pete Maravich vs. Tulane	Feb. 9, 1970
49	Pete Maravich vs. Mississippi State	Feb. 2, 1970
49	Pete Maravich vs. Clemson	Dec. 20, 1969
49	Pete Maravich vs. Ole Miss	March 1, 1969
49	Pete Maravich vs. Auburn	Feb. 7, 1968
48	Chris Jackson vs. Florida	March 1, 1989
48	Chris Jackson vs. Louisiana Tech	Dec. 6, 1988
48	Pete Maravich vs. Tampa	Dec. 2, 1967
47	Pete Maravich vs. Georgia	Dec. 21, 1968
47	Pete Maravich vs. Florida	Feb. 10, 1968
46	Chris Jackson vs. Vanderbilt	Feb. 18, 1990
46	Pete Maravich vs. Auburn	Feb. 16, 1970
46	Pete Maravich vs. Oregon State	Dec. 22, 1969
46	Pete Maravich vs. Tulane	Dec. 13, 1969
46	Pete Maravich vs. Auburn	Jan. 11, 1969
46	Pete Maravich vs. Ole Miss	Dec. 19, 1967
45	Chris Jackson vs. Georgia	Jan. 24, 1990
45	Pete Maravich vs. Loyola	Dec. 9, 1969
45	Pete Maravich vs. Kentucky	Feb. 22, 1969
45	Pete Maravich vs. Wyoming	Dec. 26, 1968
45	Pete Maravich vs. Florida	Dec. 18, 1968
44	Kenny Higgs vs. Duke	Dec. 20, 1974
44	Pete Maravich vs. Auburn	Jan. 10, 1970
44	Pete Maravich vs. Kentucky	Feb. 3, 1968
43	Shaquille O'Neal vs. Northern Arizona	Dec. 28, 1991
43	Pete Maravich vs. Oregon State	Dec. 4, 1969
42	Al Sanders vs. Auburn	Feb. 14, 1972
42	Pete Maravich vs. Alabama	Jan. 4, 1969
42	Pete Maravich vs. Vanderbilt	March 4, 1968
42	Pete Maravich vs. Florida State	Dec. 16, 1967
42	Pete Maravich vs. Wisconsin	Dec. 15, 1967
42	Pete Maravich vs. Texas	Dec. 4, 1967
41	Tasmin Mitchell vs. Mississippi State	Feb. 11, 2009
41	Chris Jackson vs. Kentucky	Feb. 15, 1990



Chris Jackson

41	Pete Maravich vs. Georgia	March 7, 1970
40	Ronnie Henderson vs. Alabama	Feb. 11, 1995
40	Chris Jackson vs. Mississippi State	Jan. 4, 1990
40	Durand Macklin vs. Tennessee	Jan. 15, 1977
40	Pete Maravich vs. Pittsburgh	Jan. 31, 1969
40	Pete Maravich vs. Oklahoma City	Dec. 28, 1968
40	Pete Maravich vs. Ole Miss	Feb. 24, 1968

35-Point Club (35 by 12 players since 1967)

39	Al Sanders vs. Loyola	Dec. 1, 1970
38	Tasmin Mitchell vs. Auburn	Jan. 20, 2010
38	Marcus Thornton vs. Miss. State	March 8, 2008
38	Marcus Thornton vs. Auburn	Jan. 30, 2008
38	Shaquille O'Neal vs. Ole Miss	Feb. 20, 1991
38	Shaquille O'Neal vs. Georgia	Feb. 8, 1991
38	Chris Jackson vs. Vanderbilt	Feb. 18, 1989
38	Kenny Higgs vs. Tennessee	March 1, 1975
38	Pete Maravich vs. Vanderbilt	Feb. 14, 1970
38	Pete Maravich vs. Florida	Feb. 11, 1970
38	Pete Maravich vs. UCLA	Dec. 23, 1969
38	Pete Maravich vs. Alabama	Feb. 8, 1969
38	Pete Maravich vs. Vanderbilt	Jan. 9, 1969
38	Pete Maravich vs. Clemson	Dec. 7, 1968
37	Chris Jackson vs. Ole Miss	March 3, 1990
37	Chris Jackson vs. Southern Miss	Nov. 15, 1989
37	Chris Jackson vs. Tennessee	March 10, 1989
37	Ricky Blanton vs. Tennessee-Martin	Dec. 20, 1988
37	Bill Newton vs. Georgetown	Jan. 6, 1972
37	Al Sanders vs. Ole Miss	Jan. 30, 1971
37	Pete Maravich vs. Georgia	Feb. 18, 1970
36	Marcus Thornton vs. Georgia	March 2, 2008
36	Ronnie Henderson vs. Oklahoma State	Dec. 20, 1994
36	Ronnie Henderson vs. Kentucky	Feb. 15, 1994
36	Shaquille O'Neal vs. Indiana	March 21, 1992
36	Shaquille O'Neal vs. Alabama	Feb. 17, 1991
36	Glenn Hansen vs. Florida	Feb. 8, 1975
35	Maurice Carter vs. Arkansas	Jan. 2, 1999
35	Duane Spencer vs. Alabama	Feb. 15, 1997
35	Chris Jackson vs. UNLV	Jan. 28, 1990
35	Glenn Hansen vs. Auburn	Jan. 25, 1975
35	Glenn Hansen vs. Vanderbilt	Feb. 11, 1974
35	Bill Newton vs. Loyola	Jan. 8, 1972
35	Pete Maravich vs. Ole Miss	Feb. 28, 1970
35	Pete Maravich vs. Vanderbilt	Feb. 17, 1969

30-Point Club (106 by 34 players since 1967)

34	Ronnie Henderson vs. Maryland-Baltimore County	Dec. 30, 1994
34	Roman Rubchenko vs. Georgia State	Dec. 28, 1994
34	Ronnie Henderson vs. Troy State	Dec. 6, 1994
34	Roman Rubchenko vs. George Mason	Dec. 3, 1994
34	Shaquille O'Neal vs. Georgia	Jan. 7, 1991
34	Shaquille O'Neal vs. Vanderbilt	Jan. 2, 1991
34	Chris Jackson vs. Loyola Marymount	Feb. 3, 1990

34	Chris Jackson vs. Kentucky	Feb. 15, 1989
34	Chris Jackson vs. Vanderbilt	Jan. 18, 1989
34	Ricky Blanton vs. Chaminate	Dec. 29, 1988
34	DeWayne Scales vs. Montana State	Dec. 18, 1987
34	Kenny Higgs vs. Mississippi State	Jan. 2, 1978
34	Pete Maravich vs. Yale	Dec. 30, 1969
34	Pete Maravich vs. Mississippi State	Feb. 19, 1968
33	Marcus Thornton vs. Southeastern	Jan. 3, 2009
33	Stromile Swift vs. Wyoming	Nov. 27, 1999
33	Roger Washington vs. Louisville	Dec. 7, 1996
33	Ronnie Henderson vs. Georgia	Feb. 18, 1995
33	Clarence Ceasar vs. Arkansas	March 2, 1994
33	Shaquille O'Neal vs. Tennessee	Feb. 23, 1991
33	Shaquille O'Neal vs. Kentucky	Feb. 5, 1991
33	Chris Jackson vs. Tennessee	Jan. 8, 1990
33	Chris Jackson vs. UTEP	March 17, 1989
33	Chris Jackson vs. Auburn	Jan. 7, 1989
33	Jose Vargas vs. Florida	Dec. 16, 1986
33	Howard Carter vs. Auburn	Jan. 21, 1981
33	DeWayne Scales vs. Boston	Dec. 28, 1979
33	Kenny Higgs vs. Tennessee	Jan. 26, 1976
33	Glenn Hansen vs. Tennessee	Jan. 27, 1975
33	Pete Maravich vs. Mississippi State	Feb. 3, 1969
33	Pete Maravich vs. Clemson	Jan. 24, 1968
32	Marcus Thornton vs. Florida	Feb. 24, 2009
32	Marcus Thornton vs. Troy	Nov. 30, 2008
32	Darrel Mitchell vs. Ohio State	Jan. 15, 2005
32	Ronnie Henderson vs. Auburn	Feb. 25, 1995
32	Shaquille O'Neal vs. Ole Miss	Jan. 19, 1991
32	Chris Jackson vs. Kansas	Nov. 17, 1989
32	DeWayne Scales vs. Ole Miss	Feb. 21, 1980
32	Durand Macklin vs. Delaware	Dec. 29, 1979
32	Kenny Higgs vs. Kentucky	Feb. 2, 1976
32	Kenny Higgs vs. Tulane	Dec. 3, 1975
32	Glenn Hansen vs. Auburn	Feb. 24, 1975
32	Eddie Palubinskas vs. Florida	Feb. 9, 1974
32	Eddie Palubinskas vs. Memphis State	Dec. 5, 1972
32	Pete Maravich vs. Florida	Jan. 6, 1968
31	Marcus Thornton vs. Mississippi State	Jan. 21, 2009
31	Duane Spencer vs. North Carolina A&T	Nov. 30, 1996
31	Ronnie Henderson vs. Ole Miss	Feb. 3, 1996
31	Ronnie Henderson vs. Nicholls State	Jan. 23, 1996
31	Ronnie Henderson vs. Alabama	Jan. 6, 1996
31	Shaquille O'Neal vs. Mississippi State	March 7, 1992
31	Shaquille O'Neal vs. Florida	Jan. 26, 1991
31	Mike Hansen vs. Tennessee	Jan. 22, 1991
31	Chris Jackson vs. Georgia	Feb. 25, 1990
31	Maurice Williamson vs. Vanderbilt	Feb. 18, 1990
31	Ricky Blanton vs. Auburn	Jan. 7, 1989
31	Ricky Blanton vs. Southern	Dec. 5, 1987
31	Anthony Wilson vs. Georgia	March 7, 1987
31	Don Redden vs. Hawaii Pacific	Dec. 1, 1985
31	Don Redden vs. Mississippi State	Feb. 20, 1984
31	Durand Macklin vs. Lamar	March 14, 1981
31	Durand Macklin vs. Alcorn State	March 8, 1980
31	DeWayne Scales vs. Georgia	Feb. 9, 1980
31	Kenny Higgs vs. Auburn	Feb. 20, 1978
31	Glenn Hansen vs. Tennessee	March 1, 1975
31	Bill Newton vs. Kentucky	Feb. 26, 1972
31	Pete Maravich vs. Ole Miss	Feb. 1, 1969

30	Marcus Thornton vs. Butler	March 19, 2009
30	Marcus Thornton vs. Xavier	Jan. 24, 2009
30	Tasmin Mitchell vs. South Carolina	Jan. 14, 2009
30	Brandon Bass vs. Louisiana-Lafayette	Nov. 21, 2004
30	Jaime Lloreda vs. McNeese State	Nov. 24, 2003
30	Ronald Dupree at Arkansas	Feb. 16, 2002
30	Collis Temple III at Tennessee	March 3, 2001
30	Jabari Smith vs. Alabama	Feb. 10, 1999
30	Ronnie Henderson vs. Georgia	Feb. 7, 1996
30	Ronnie Henderson vs. Auburn	Jan. 21, 1996
30	Ronnie Henderson vs. Ole Miss	Feb. 15, 1995
30	Jamie Brandon vs. Auburn	Jan. 8, 1994
30	Maurice Williamson vs. BYU	March 19, 1992
30	Shaquille O'Neal vs. Auburn	Feb. 22, 1992
30	Shaquille O'Neal vs. Tennessee	Jan. 29, 1992
30	Chris Jackson vs. Alabama	Jan. 21, 1989
30	Chris Jackson vs. Maryland	Jan. 2, 1989
30	Chris Jackson vs. Morehead State	Dec. 28, 1988
30	Ricky Blanton vs. Vanderbilt	March 11, 1988
30	Jose Vargas vs. Oklahoma	Jan. 11, 1988
30	Ricky Blanton vs. Northern Iowa	Dec. 28, 1987
30	Jose Vargas vs. Southwest Texas	Dec. 22, 1987
30	Durand Macklin vs. Vanderbilt	Jan. 30, 1980
30	Durand Macklin vs. Vanderbilt	Jan. 2, 1980
30	Al Green vs. Tulane	Dec. 9, 1978
30	Durand Macklin vs. Georgia	Feb. 4, 1978
30	Durand Macklin vs. Vanderbilt	Jan. 16, 1978
30	Kenny Higgs vs. Auburn	Feb. 26, 1977
30	Kenny Higgs vs. California	Nov. 29, 1975
30	Glenn Hansen vs. Kentucky	Jan. 5, 1974
30	Eddie Palubinskas vs. Nevada-Reno	Dec. 3, 1973
30	Al Sanders vs. Ole Miss	March 4, 1972
30	Bill Newton vs. Vanderbilt	Feb. 13, 1971
30	Al Sanders vs. Florida	Feb. 10, 1971
30	Bill Newton vs. Utah State	Dec. 27, 1970
30	Pete Maravich vs. Tennessee	Feb. 23, 1970
30	Pete Maravich vs. Alabama	Dec. 30, 1967
30	Danny Hester vs. Georgetown	March 15, 1970

20 Rebound Club (18 by 8 players)

32	Durand Macklin vs. Tulane	Nov. 26, 1976
26	Al Sanders vs. Mississippi State	Feb. 7, 1972
26	Al Sanders vs. Mississippi State	Feb. 1, 1971
25	Danny Hester vs. Ole Miss	Jan. 31, 1970
25	Al Sanders vs. Florida	Dec. 18, 1970
25	Bob Pettit vs. Holy Cross	Dec. 29, 1953
24	Shaquille O'Neal vs. Loyola Marymount (20 pts)	Feb. 3, 1990
23	Lionel Green vs. Vanderbilt	Feb. 5, 1979
22	Durand Macklin vs. Auburn (26 pts)	Jan. 16, 1980
21	Shaquille O'Neal vs. Kentucky	Feb. 15, 1990
21	Jaime Lloreda vs. McNeese State	Nov. 24, 2003
21	Shaquille O'Neal vs. Florida (31 pts)	Jan. 26, 1991
21	Lionel Green vs. Montana State	Dec. 18, 1978
20	Geert Hammink vs. Campbell (20 pts)	Dec. 16, 1992
20	Shaquille O'Neal vs. Kentucky (20 pts)	Feb. 2, 1992
20	Shaquille O'Neal vs. Auburn (30 pts)	Feb. 22, 1992
20	Shaquille O'Neal vs. Nicholls (24 pts)	Dec. 29, 1990
20	Lionel Green vs. Tulane	Dec. 9, 1978



Pete Maravich



Rudy Macklin



Ricky Blanton

15 Rebound Club (102 by 29 players)

19	Anthony Randolph vs. Vanderbilt	Jan. 19, 2009
19	Misha Mutavdzic vs. McNeese State	Nov. 29, 1994
19	Shaquille O'Neal vs. North Arizona	Dec. 28, 1991
19	Shaquille O'Neal vs. Texas	Jan. 3, 1992
19	Shaquille O'Neal vs. Auburn	Jan. 8, 1992
19	Shaquille O'Neal vs. Arkansas State	Dec. 18, 1990
19	Shaquille O'Neal vs. Alabama	Feb. 17, 1991
19	Shaquille O'Neal vs. Florida	Feb. 27, 1991
19	Shaquille O'Neal vs. Texas	Jan. 2, 1990
18	Tasmin Mitchell vs. Southeastern	Dec. 14, 2009
18	Glen Davis vs. Arkansas	Feb. 10, 2007
18	Glen Davis vs. Arkansas	Jan. 19, 2005
18	Geert Hammink vs. Ole Miss	March 6, 1993
18	Shaquille O'Neal vs. Alabama	Feb. 29, 1992
18	Shaquille O'Neal vs. Alabama	Jan. 16, 1991
18	Shaquille O'Neal vs. Mississippi State	Jan. 29, 1991
18	Stanley Roberts vs. Cal State L.A.	Dec. 8, 1989
18	Jose Vargas vs. Florida	Dec. 16, 1986
18	Durand Macklin vs. Villanova	Dec. 28, 1976
17	Tasmin Mitchell vs. Tennessee	Feb. 4, 2010
17	Glen Davis vs. Alabama	Jan. 9, 2007
17	Brandon Bass vs. Mississippi State	Feb. 16, 2005
17	Jaime Lloreda vs. Arkansas	Feb. 7, 2004
17	Jabari Smith vs. Texas Pan-American	Nov. 16, 1998
17	Geert Hammink vs. Tennessee	Feb. 20, 1993
17	Shaquille O'Neal vs. Tennessee	Jan. 29, 1992
17	Shaquille O'Neal vs. Kentucky	Jan. 5, 1991
17	Shaquille O'Neal vs. Georgia	Feb. 8, 1991
17	Ricky Blanton vs. Vanderbilt	Feb. 8, 1988
17	Leonard Mitchell vs. Chaminade	Nov. 25, 1982
17	Lionel Green vs. Colgate	Dec. 29, 1977
17	DeWayne Scales vs. Vanderbilt	Feb. 13, 1978
17	DeWayne Scales vs. Kentucky	Feb. 11, 1978
17	Greg Cook at Pacific	Dec. 20, 1986
17	Rick Mattick vs. Vanderbilt	Feb. 21, 1977
16	Justin Hamilton	Jan. 7, 2012
16	Storm Warren vs. Northwestern State	Dec. 12, 2009
16	Storm Warren vs. Louisiana-Lafayette	Dec. 1, 2009
16	Glen Davis vs. Arkansas	Feb. 8, 2006
16	Glen Davis vs. UNO	Dec. 13, 2005
16	Jaime Lloreda vs. South Carolina	Jan. 24, 2004
16	Jaime Lloreda vs. Southern Miss	Dec. 20, 2003
16	Ronald Dupree vs. Nicholls	Dec. 30, 2001
16	Ronald Dupree vs. Campbell	Nov. 17, 2001
16	Ronald Dupree vs. Arkansas	Jan. 26, 2000
16	Shaquille O'Neal vs. Arkansas	Jan. 11, 1992
16	Shaquille O'Neal vs. Tennessee	March 13, 1992
16	Shaquille O'Neal vs. Chapman	Dec. 7, 1990
16	Shaquille O'Neal vs. Georgia	Jan. 7, 1991
16	Shaquille O'Neal vs. Kentucky	Feb. 5, 1991
16	Shaquille O'Neal vs. Connecticut	March 14, 1991
16	Stanley Roberts vs. Texas	Jan. 2, 1990
16	Ricky Blanton vs. Southern	Dec. 4, 1987
16	Leonard Mitchell vs. Washington	Dec. 1, 1983
16	Durand Macklin vs. Lamar	March 14, 1981
16	Durand Macklin vs. Mississippi State	Feb. 7, 1981
16	DeWayne Scales vs. Boston	Dec. 28, 1979
16	Durand Macklin vs. St. Francis	Nov. 24, 1978
16	Durand Macklin vs. Arkansas	Dec. 29, 1977
16	DeWayne Scales vs. Auburn	Feb. 20, 1978
16	DeWayne Scales vs. Kentucky	Jan. 14, 1978
16	Durand Macklin vs. Auburn	Jan. 29, 1977
16	Durand Macklin vs. Georgia	Jan. 17, 1977
15	Malcolm White vs. Tennessee-Martin	Nov. 18, 2010
15	Tasmin Mitchell vs. Cal State Fullerton	Dec. 2, 2008
15	Chris Johnson vs. Georgia	March 2, 2008
15	Chris Johnson vs. Ole Miss	Feb. 23, 2008
15	Glen Davis vs. Tennessee	March 8, 2007
15	Glen Davis vs. Florida	Feb. 11, 2006
15	Glen Davis vs. Kentucky	Feb. 25, 2006
15	Brandon Bass vs. Houston	Dec. 21, 2004
15	Jaime Lloreda vs. Arkansas	Jan. 6, 2004
15	Jaime Lloreda vs. South Carolina	March 14, 2003
15	Jaime Lloreda vs. Florida	Feb. 5, 2003
15	Ronald Dupree vs. Centenary	Jan. 17, 2001
15	Brian Beshara vs. Troy	Dec. 22, 1998
15	Jabari Smith vs. Alabama	Feb. 10, 1999
15	Geert Hammink vs. Mississippi State	Feb. 10, 1993

15	Jamie Brandon vs. South Carolina	Jan. 30, 1993
15	Shaquille O'Neal vs. Ole Miss	Feb. 25, 1992
15	Shaquille O'Neal vs. Florida	Feb. 5, 1992
15	Shaquille O'Neal vs. Ole Miss	Jan. 25, 1992
15	Shaquille O'Neal vs. ULM	Nov. 22, 1991
15	Shaquille O'Neal vs. Southeastern	Nov. 26, 1990
15	Stanley Roberts vs. Georgia Tech	March 17, 1990
15	Shaquille O'Neal vs. Florida	Feb. 27, 1990
15	Shaquille O'Neal vs. Vanderbilt	Feb. 18, 1990
15	Shaquille O'Neal vs. Georgia	Jan. 24, 1990
15	Shaquille O'Neal vs. Kentucky	Jan. 13, 1990
15	Vernel Singleton at Tennessee	Jan. 11, 1989
15	Nikita Wilson vs. BYU Hawaii	Dec. 31, 1986
15	Oliver Brown vs. Denison	Jan. 1, 1987
15	John Williams vs. UNCW	Dec. 22, 1984
15	Steffond Johnson vs. Ole Miss	Feb. 12, 1984
15	Jerry Reynolds vs. Vanderbilt	Jan. 1, 1984
15	Howard Carter vs. Florida	Jan. 3, 1981
15	Durand Macklin vs. Tennessee	Feb. 21, 1981
15	Leonard Mitchell vs. Colgate	Nov. 28, 1980
15	DeWayne Scales vs. DePaul	Jan. 20, 1980
15	Lionel Green vs. Michigan State	March 16, 1979
15	Durand Macklin vs. Alabama	March 6, 1978
15	DeWayne Scales vs. Ole Miss	Feb. 25, 1978
15	DeWayne Scales vs. Tennessee	Feb. 5, 1978
15	DeWayne Scales vs. Oral Roberts	Dec. 1, 1978
15	Durand Macklin vs. Oral Roberts	Dec. 3, 1977
15	Greg Cook vs. Florida	Jan. 31, 1977
15	Greg Cook vs. Montana State	Dec. 27, 1976
15	Durand Macklin vs. Montana State	Dec. 27, 1976

15 Assists Club (8 by 3 players)

19	Kenny Higgs vs. Georgia	Jan. 17, 1977
18	Randy Livingston vs. George Mason	Dec. 3, 1994
18	Ethan Martin vs. Tulane	Dec. 6, 1980
18	Kenny Higgs vs. Tennessee	Jan. 15, 1977
17	Kenny Higgs vs. Mississippi State	Feb. 16, 1976
16	Kenny Higgs vs. Vanderbilt	Feb. 28, 1976
15	Randy Livingston vs. Troy	Dec. 6, 1994
15	Randy Livingston vs. McNeese State	Nov. 29, 1994

10 Assists Club (37 by 17 players)

14	Derrick Taylor vs. Kentucky	Feb. 27, 1982
13	Kenny Higgs vs. Niagara	Dec. 8, 1976
12	Torris Bright vs. McNeese State	Dec. 7, 2002
12	Randy Livingston vs. MD Baltimore Co.	Dec. 30, 1994
12	Randy Livingston vs. Georgia State	Dec. 28, 1994
12	Ethan Martin vs. Lamar	March 14, 1981
12	Ethan Martin vs. Alabama	March 6, 1978
11	Lamont Roland vs. UNO	Dec. 16, 2000
11	DeJuan Collins vs. UNO	Nov. 20, 1997
11	Randy Livingston vs. Auburn	Jan. 11, 1995
11	Randy Livingston vs. Florida	Jan. 3, 1995
11	Randy Devall vs. ULM	Feb. 3, 1990
11	Don Redden vs. Florida	Jan. 23, 1985
11	Jerry Reynolds vs. UNCA	Dec. 22, 1984
11	Ethan Martin vs. DePaul	Jan. 20, 1980
11	Willie Sims vs. Auburn	Feb. 12, 1979
11	Ethan Martin vs. Army	Dec. 29, 1978
11	Ethan Martin vs. Tulane	Dec. 4, 1978
11	Kenny Higgs vs. Vanderbilt	Feb. 21, 1977
11	Kenny Higgs vs. Oklahoma City	Dec. 17, 1976
10	Garrett Temple vs. Troy	Nov. 30, 2008
10	Tack Minor vs. UNO	Nov. 24, 2004
10	Torris Bright vs. Mississippi State	Jan. 11, 2003
10	Torris Bright vs. Houston	Jan. 8, 2003
10	Torris Bright vs. Mercer	Nov. 25, 2001
10	Torris Bright vs. Alabama	Jan. 5, 2000
10	DeJuan Collins vs. Arkansas	Jan. 4, 1998
10	Randy Livingston vs. Alabama	Jan. 6, 1996
10	Maurice Williamson vs. Vanderbilt	Feb. 18, 1990
10	Dennis Brown vs. Ole Miss	Dec. 5, 1984
10	John Tudor vs. Auburn	Feb. 25, 1984
10	Ethan Martin vs. Wichita State	March 22, 1981
10	Ethan Martin vs. Kentucky	Jan. 19, 1981
10	Greg Cook vs. Kentucky	March 1, 1980
10	Ethan Martin vs. Georgia	Jan. 3, 1979
10	Ethan Martin vs. Georgia	Feb. 4, 1978
10	Ethan Martin vs. Mississippi State	Jan. 2, 1978

Team Single Game

MOST POINTS SCORED

99 - vs. Tennessee, 3-13-92, Birmingham, Ala.
 95 - vs. Florida, 2-28-80, Birmingham, Ala.
 92 - vs. Vanderbilt, 3-10-06, Nashville, Tenn.
 89 - vs. Auburn, 3-11-05, Atlanta, Ga.
 89 - vs. Georgia, 3-7-87, Atlanta, Ga.
 89 - vs. Ole Miss, 3-12-93, Lexington, Ky.

MOST POINTS ALLOWED

97 - by Florida, 3-4-99, Atlanta, Ga.
 95 - by Tennessee, 3-10-89, Knoxville, Tenn.
 92 - by Auburn, 3-8-91, Nashville, Tenn.

FEWEST POINTS SCORED

49 - vs. Tennessee, 3-11-10, Nashville, Tenn.
 50 - vs. Vanderbilt, 3-10-11, Atlanta, Ga.
 51 - vs. Kentucky, 3-9-12, New Orleans, La.
 51 - vs. Mississippi State, 3-9-02, Atlanta, Ga.

FEWEST POINTS ALLOWED

54 - by Arkansas, 3-8-12, New Orleans, La.
 54 - by Mississippi State, 3-5-87, Atlanta, Ga.
 56 - by Arkansas, 3-13-03, New Orleans, La.

FIELD GOAL ATTEMPTS

80 - vs. Georgia, 3-10-94, Memphis, Tenn.
 80 - vs. Tennessee, 3-10-89, Knoxville, Tenn.
 79 - vs. Kentucky, 3-2-79, Birmingham, Ala.

FIELD GOALS MADE

39 - vs. Florida, 2-28-80, Birmingham, Ala.
 33 - three occasions

FIELD GOAL PERCENTAGE

.609 - vs. Florida, 2-28-80, Birmingham, Ala.
 .596 - vs. Ole Miss, 3-12-93, Lexington, Ky.
 .567 - vs. Vanderbilt, 3-10-06, Nashville, Tenn.

FREE THROW ATTEMPTS

42 - vs. Georgia, 3-7-87, Atlanta, Ga.
 42 - vs. Tennessee, 3-13-92, Birmingham, Ala.
 39 - vs. Florida, 3-5-81, Birmingham, Ala.

FREE THROWS MADE

31 - vs. Tennessee, 3-13-92, Birmingham, Ala.
 29 - vs. Georgia, 3-7-87, Atlanta, Ga.
 28 - vs. Vanderbilt, 3-11-88, Baton Rouge, La.

FREE THROW PERCENTAGE

1.000 - vs. Tennessee, 3-11-83, Birmingham, Ala.
 1.000 - vs. Kentucky, 3-7-86, Lexington, Ky.
 .903 - vs. Vanderbilt, 3-11-88, Baton Rouge, La.

THREE-POINT FIELD GOAL ATTEMPTS

30 - vs. Vanderbilt, 3-10-00, Atlanta, Ga.
 29 - vs. Georgia, 3-10-94, Memphis, Tenn.
 26 - vs. S. Carolina, 3-7-96, New Orleans, La.

THREE-POINT FIELD GOALS MADE

10 - vs. Vanderbilt, 3-10-00, Atlanta, Ga.
 10 - vs. Arkansas, 3-13-03, New Orleans, La.
 9 - vs. Kentucky, 3-14-93, Lexington, Ky.

THREE-POINT FIELD GOAL PERCENTAGE

.800 - (4-5) vs. Miss.State, 3-5-87, Atlanta, Ga.
 .600 - (6-10) vs. Georgia, 3-7-87, Atlanta, Ga.
 .583 - (7-12) vs. Georgia, 3-8-02, Atlanta, Ga.

REBOUNDS

49 - vs. Miss. State, 3/14/09, Tampa, Fla.
 47 - vs. Tennessee, 3-13-92, Birmingham, Ala.
 46 - vs. Florida, 3-6-86, Lexington, Ky.

ASSISTS

22 - vs. Ole Miss, 3-12-93, Lexington, Ky.
 21 - vs. Kentucky, 3-1-80, Birmingham, Ala.
 17 - two occasions

PERSONAL FOULS

31 - vs. Georgia, 3-10-94, Memphis, Tenn.
 29 - vs. Kentucky, 3-2-79, Birmingham, Ala.
 29 - vs. Florida, 3-4-99, Atlanta, Ga.

VICTORY MARGINS

31 - vs. Auburn, 3-11-05, Atlanta, Ga.
 29 - vs. Arkansas, 3-13-03, New Orleans, La.
 19 - vs. Vanderbilt, 3-10-06, Nashville, Tenn.
 19 - vs. Ole Miss, 3-12-93, Lexington, Ky.

DEFEAT MARGINS

24 - vs. Vanderbilt, 3-9-95, Atlanta, Ga.
 22 - vs. Florida, 3-4-99, Atlanta, Ga.
 21 - vs. Georgia, 3-6-97, Memphis, Tenn.
 21 - vs. South Carolina, 3-12-04, Atlanta, Ga.

Individual Single Game

MOST POINTS

37 - Chris Jackson, vs. Tennessee, 3-10-89, Knoxville, Tenn.
 31 - Anthony Wilson, vs. Georgia, 3-7-87, Atlanta, Ga.
 30 - Ricky Blanton, vs. Vanderbilt, 3-11-88, Baton Rouge, La.

FIELD GOAL ATTEMPTS

36 - Chris Jackson, vs. Tennessee, 3-10-89, Knoxville, Tenn.
 21 - John Williams, vs. Kentucky, 3-7-86, Lexington, Ky.
 20 - three occasions

FIELD GOALS MADE

15 - Chris Jackson, vs. Tennessee, 3-10-89, Knoxville, Tenn.
 13 - DeWayne Scales, vs. Kentucky, 3-1-80, Birmingham, Ala.
 12 - John Williams, vs. Kentucky, 3-7-86, Lexington, Ky.

FIELD GOAL PERCENTAGE (MIN 6 ATTEMPTS)

.875 - (7-8) Collis Temple III, vs. Vanderbilt, 3-10-00, Atlanta, Ga.
 .857 - (6-7) Brad Bridgewater, vs. Georgia, 3-8-02, Atlanta, Ga.
 .833 - (5-6) Justin Hamilton, vs. Arkansas, 3-8-12, New Orleans, La.
 .833 - (5-6) Shawn Griggs, vs. Auburn, 3-8-91, Nashville, Tenn.
 .833 - (5-6) Greg Cook, vs. Florida, 3-5-81, Birmingham, Ala.

FREE THROWS ATTEMPTED

17 - Johnny O'Bryant III vs. Arkansas, 3-8-12, New Orleans, La.
 17 - Glen Davis, vs. Tennessee, 3-8-07, Atlanta, Ga.
 15 - Nikita Wilson, vs. Georgia, 3-7-87, Atlanta, Ga.
 12 - Antonio Hudson, vs. Georgia, 3-8-02, Atlanta, Ga.
 12 - Leonard Mitchell, vs. Florida, 3-5-81, Birmingham, Ala.

FREE THROWS MADE

14 - Nikita Wilson, vs. Georgia, 3-7-87, Atlanta, Ga.
 13 - Glen Davis, vs. Tennessee, 3-8-07, Atlanta, Ga.
 11 - Antonio Hudson, vs. Georgia, 3-8-02, Atlanta, Ga.

FREE THROW PERCENTAGE (MIN. 8 ATTEMPTS)

1.000 - (10-10) Ricky Blanton, vs. Vanderbilt, 3-11-88, Baton Rouge, La.
 .933 - (14-15) Nikita Wilson, vs. Georgia, 3-7-87, Atlanta, Ga.
 .900 - (9-10) Duane Spencer, vs. South Carolina, 3-7-96, New Orleans, La.

THREE-POINT FIELD GOAL ATTEMPTS

12 - Chris Jackson, vs. Tennessee, 3-10-89, Knoxville, Tenn.
 10 - Darryl Joe, vs. Kentucky, 3-12-88, Baton Rouge, La.
 10 - Maurice Carter, vs. South Carolina, 3-7-96, New Orleans, La.
 10 - Marcus Thornton, vs. South Carolina, 3-13-08, Atlanta, Ga.

THREE-POINT FIELD GOALS MADE

6 - Collis Temple III, vs. Vanderbilt, 3-10-00, Atlanta, Ga.
 5 - Antonio Hudson, vs. Auburn, 3-11-05, Atlanta, Ga.
 5 - Antonio Hudson, vs. South Carolina, 3-12-04, Atlanta, Ga.
 5 - Anthony Wilson, vs. Georgia, 3-7-87, Atlanta, Ga.

THREE-POINT FIELD GOAL PERCENTAGE (MIN. 4 MADE)

.857 - (6-7) Collis Temple III, vs. Vanderbilt, 3-10-00, Atlanta, Ga.
 .833 - (5-6) Anthony Wilson, vs. Georgia, 3-7-87, Atlanta, Ga.
 .800 - (4-5) Justin Anderson, vs. Kentucky, 3-14-92, Birmingham, Ala.

REBOUNDS

20 - John Williams, vs. Florida, 3-6-86, Lexington, Ky.
 16 - Geert Hammink, vs. Kentucky, 3-14-93, Lexington, Ky.
 16 - Shaquille O'Neal, vs. Tennessee, 3-13-92, Birmingham, Ala.

ASSISTS

10 - Greg Cook, vs. Kentucky, 3-1-80, Birmingham, Ala.
 9 - Bernard Woodside, vs. Kentucky, 3-12-88, Baton Rouge, La.
 7 - four occasions

BLOCKS

7 - Shaquille O'Neal, vs. Auburn, 3-9-90, Orlando, Fla.
 5 - Garrett Temple, vs. Tennessee, 3-8-07, Atlanta, Ga.
 4 - Vernel Singleton, vs. Auburn, 3-9-90, Orlando, Fla.
 4 - Jaime Lloreda, vs. Florida, 3-14-03, New Orleans, La.
 4 - Jaime Lloreda, vs. Mississippi State, 3-15-03, New Orleans, La.

STEALS

6 - Vernel Singleton, vs. Tennessee, 3-10-89, Knoxville, Tenn.
 5 - Anthony Hickey, vs. Kentucky, 3-9-12, New Orleans, La.
 5 - Jermaine Williams, vs. Vanderbilt, 3-7-02, Atlanta, Ga.
 5 - Jamie Brandon, vs. Kentucky, 3-14-92, Birmingham, Ala.
 5 - Darryl Joe, vs. Florida, 3-6-87, Atlanta, Ga.

Team Single Game

MOST POINTS

100 - vs. Lamar, 3-14-81, Austin, Texas
 98 - vs. Alcorn, 3-9-80, Denton, Texas
 96 - vs. Wichita State, 3-22-81, New Orleans, La.

MOST POINTS ALLOWED

94 - by Georgia Tech, 3-17-90, Knoxville, Tenn.
 88 - three occasions

FIELD GOAL ATTEMPTS

78 - vs. Purdue, 3-13-86, Baton Rouge, La.
 77 - vs. Georgia Tech, 3-17-90, Knoxville, Tenn.
 75 - three occasions

FIELD GOALS MADE

45 - vs. Lamar, 3-14-81, Austin, Texas
 41 - vs. Alcorn, 3-9-80, Denton, Texas
 39 - vs. Wichita State, 3-22-81, New Orleans, La.

FIELD GOAL PERCENTAGE

.639 (39-61) vs. Wichita State, 3-22-81, New Orleans, La.
 .608 (45-74) vs. Lamar, 3-14-81, Austin, Texas
 .555 (24-44) vs. Temple, 3-15-87, Rosemont, Ill.

FREE THROW ATTEMPTS

42 - vs. Indiana, 3-17-53, Kansas City, Mo.
 34 - vs. Holy Cross, 3-14-53, Raleigh, N. C.
 28 - vs. Memphis State, 3-15-86, Baton Rouge, La.
 28 - vs. UCLA, 4-1-06, Indianapolis, Ind.

FREE THROW MADE

23 - vs. Indiana, 3-17-53, Kansas City, Mo.
 21 - two occasions

FREE THROW PCT.

.923 (12-13) - vs. Indiana, 3-21-92, Boise, Id.
 .875 (7-8) - vs. UTEP, 3-17-89, Tucson, Ariz.
 .833 (15-18) - vs. Wash., 3-18-53, Kansas City, Mo.

THREE-POINT FIELD GOAL ATTEMPTS

31 - vs. UAB, 3-17-05, Boise, Idaho
 26 - vs. Purdue, 3-21-03, Birmingham, Ala.
 23 - vs. Indiana, 3-21-92, Boise, Idaho

THREE-POINT FIELD GOALS MADE

9 - vs. Georgia Tech, 3-13-87, Rosemont, Ill.
 7 - two occasions

THREE-POINT FIELD GOAL PERCENTAGE

.588 (9-17) - vs. Georgia Tech, 3-13-87, Rosemont, Ill.
 .500 (5-10) - vs. Iona, 3-15-06, Jacksonville, Fla.
 .500 (5-10) - vs. Temple, 3-15-87, Rosemont, Ill.
 .500 (4-8) - vs. Villanova, 3-15-90, Knoxville, Tenn.

REBOUNDS

51 - vs. Georgia Tech, 3-17-90, Knoxville, Tenn.
 47 - vs. Villanova, 3-15-90, Knoxville, Tenn.
 45 - four occasions

ASSISTS

29 - vs. Lamar, 3-14-81, Austin, Texas
 23 - vs. Georgia Tech, 3-13-87, Rosemont, Ill.
 23 - vs. BYU, 3-19-92, Boise, Idaho

PERSONAL FOULS

32 - vs. Louisville, 3-16-80, Houston, Texas
 32 - vs. Navy, 3-15-85, Dayton, Ohio
 30 - vs. Virginia, 3-30-81, Philadelphia, Pa.

VICTORY MARGIN

22 - vs. Lamar, 3-14-81, Austin, Texas
 16 - vs. Iona, 3-15-06, Jacksonville, Fla.
 16 - vs. Arkansas, 3-20-81, New Orleans, La.
 13 - vs. Lebanon Valley, 3-13-53, Raleigh, N.C.

DEFEAT MARGIN

24 - vs. Purdue, 3-21-03, Birmingham, Ala.
 23 - vs. Navy, 3-15-85, Dayton, Ohio
 20 - vs. Louisville, 3-16-80, Houston, Texas
 19 - vs. Washington, 3-18-53, Kansas City

Individual Single Game

MOST POINTS

36 - Bob Pettit, vs. Washington, 3-18-53, Kansas City, Mo.
 36 - Shaquille O'Neal, vs. Indiana, 3-21-92, Boise, Idaho
 31 - Durand Macklin, two occasions
 30 - Marcus Thornton, vs. Butler, 3-19-98, Greensboro, N.C.

FIELD GOAL ATTEMPTS

22 - three occasions

FIELD GOALS MADE

14 - Bob Pettit, vs. Washington, 3-18-53, Kansas City, Mo.
 13 - three occasions

FIELD GOAL PCT. (MIN. 10 ATTEMPTS)

.800 (8-10) - Brandon Bass, vs. UAB, 3-17-05, Boise, Idaho
 .800 (8-10) - Jordy Hultberg, vs. Louisville, 3-16-80, Houston, Texas
 .800 (8-10) - Nikita Wilson, vs. Temple, 3-5-87, Rosemont, Ill.

FREE THROW ATTEMPTS

13 - Glen Davis, vs. Duke, 3-23-06, Atlanta, Ga.
 12 - Brandon Bass, vs. UAB, 3-17-05, Boise, Idaho
 12 - Shaquille O'Neal vs. Indiana, 3-21-92, Boise, Idaho
 11 - Don Redden vs. Memphis State, 3-15-86, Baton Rouge, La.
 10 - Don Redden vs. Georgia Tech, 3-20-86, Atlanta, Ga.

FREE THROWS MADE

12 - Shaquille O'Neal, vs. Indiana, 3-21-92, Boise, Idaho
 9 - Brandon Bass, vs. UAB, 3-17-05, Boise, Idaho
 9 - Bob Pettit, vs. Indiana, 3-17-53, Kansas City, Mo.
 8 - Bob Pettit, vs. Washington, 3-18-53, Kansas City, Mo.
 8 - Glen Davis, vs. Duke, 3-23-06, Atlanta, Ga.
 8 - Glen Davis, vs. Iona, 3-15-06, Jacksonville, Fla.

FREE THROW PERCENTAGE (MIN. 8 ATTEMPTS)

1.000 (12-12) - Shaquille O'Neal, vs. Indiana, 3-21-92, Boise, Idaho
 .875 (7-8) - Anthony Wilson, vs. Purdue, 3-13-86, Baton Rouge, La.
 .875 (7-8) - John Williams, vs. Memphis State, 3-15-86, Baton Rouge, La.
 .875 (7-8) - Marcus Thornton, vs. Butler, 3-19-09, Greensboro, N.C.

THREE POINT FIELD GOAL ATTEMPTS

11 - Marcus Thornton, vs. N. Carolina, 3-21-09, Greensboro, N. C.
 10 - Antonio Hudson, vs. UAB, 3-17-05, Boise, Idaho
 9 - Anthony Wilson, vs. DePaul, 3-20-87; vs. Indiana, 3-22-87, Cincinnati, Ohio
 9 - Darryl Joe, vs. Georgia Tech, 3-13-87, Rosemont, Ill.

THREE-POINT FIELD GOALS MADE

7 - Darryl Joe, vs. Georgia Tech, 3-13-87, Rosemont, Ill.
 5 - Marcus Thornton, vs. N. Carolina, 3-19-09, Greensboro, N.C.
 3 - Maurice Williamson twice, Anthony Wilson, Jamie Brandon, Torris Bright, Tack Minor, Darrel Mitchell once

THREE-POINT FIELD GOAL PERCENTAGE (MIN. 5 ATTEMPTS)

.778 (7-9) - Darryl Joe, vs. Georgia Tech, 3-13-87, Rosemont, Ill.
 .600 (3-5) - Anthony Wilson, vs. Temple, 3-15-87, Rosemont, Ill.

REBOUNDS

19 - Durand Macklin, vs. Alcorn, 3-9-80, Denton, Texas
 16 - Durand Macklin, vs. Lamar, 3-14-81, Austin, Texas
 16 - Lionel Green, vs. Appalachian State, 3-10-79, Bloomington, Ind.

ASSISTS

12 - Ethan Martin, vs. Lamar, 3-14-81, Austin, Texas
 10 - Ethan Martin, vs. Wichita State, 3-22-81, New Orleans, La.
 9 - Darryl Joe, vs. Georgia Tech, 3-13-87, Rosemont, Ill.

BLOCKS

11 - Shaquille O'Neal, vs. BYU, 3-19-92, Boise, Idaho
 6 - Stromile Swift, vs. Southeast Missouri State, 3-16-00, Salt Lake City, Utah
 6 - Glen Davis, vs. Iona, 3-15-06, Jacksonville, Fla.

STEALS

6 - Clarence Ceasar, vs. BYU, 3-19-92, Boise, Idaho
 5 - Derrick Taylor twice, Darryl Joe once
 4 - Marcus Thornton, vs. Butler, 3-17-09, Greensboro, N.C.

Team Single Game

MOST POINTS

97 - vs. Oklahoma, 3-17-70, New York City
 94 - vs. UNO, 3-16-83, Baton Rouge
 79 - vs. Marquette, 3-19-70, New York City

MOST POINTS ALLOWED

101 - by Marquette, 3-19-70, New York City
 99 - by UNO, 3-16-83, Baton Rouge
 96 - by Oregon, 3-13-12, Eugene, Ore.
 94 - by Oklahoma, 3-17-70, New York City

FIELD GOAL ATTEMPTS

80 - vs. Tulane, 3-12-82, Baton Rouge
 74 - vs. UNO, 3-16-83, Baton Rouge
 66 - vs. Oklahoma, 3-17-70, New York City

FIELD GOALS MADE

38 - vs. UNO, 3-16-83, Baton Rouge
 34 - vs. Oklahoma, 3-17-70, New York City
 31 - vs. Tulane, 3-12-82, Baton Rouge

FIELD GOAL PERCENTAGE

.515 (34-66) - vs. Oklahoma, 3-17-70, New York City
 .514 (38-74) - vs. UNO, 3-16-83, Baton Rouge
 .484 (30-62) - vs. Georgetown, 3-15-70, New York City

FREE THROW ATTEMPTS

37 - vs. Georgetown, 3-15-70, New York City
 37 - vs. Oklahoma, 3-17-70, New York City
 36 - vs. Marquette, 3-19-70, New York City

FREE THROWS MADE

29 - vs. Oklahoma, 3-17-70, New York City
 27 - vs. Marquette, 3-19-70, New York City
 23 - vs. Georgetown, 3-15-70, New York City

FREE THROW PERCENTAGE

.846 (22-26) vs. Army, 3-20-70, New York City
 .833 (10-12) vs. Tulane, 3-12-82, Baton Rouge
 .783 (29-37) vs. Oklahoma, 3-17-70, New York City

THREE-POINT FIELD GOAL ATTEMPTS

21 - vs. Oklahoma, 3-17-04, Norman
 17 - vs. Ball State, 3-19-02, Baton Rouge
 14 - vs. Iowa, 3-13-02, Iowa City

THREE-POINT FIELD GOALS MADE

7 - vs. Oregon, 3-13-12, Eugene
 7 - vs. Oklahoma, 3-17-04, Norman
 4 - vs. Iowa, 3-13-02, Iowa City
 4 - vs. Ball State, 3-19-02, Baton Rouge

THREE-POINT FIELD GOAL PERCENTAGE

.368 (7-19) - vs. Oregon, 3-13-12, Eugene
 .333 (7-21) - vs. Oklahoma, 3-17-04, Norman
 .286 (4-14) - vs. Iowa, 3-13-02, Iowa City

REBOUNDS

60 - vs. Oklahoma, 3-17-70, New York City
 56 - vs. Georgetown, 3-15-70, New York City
 51 - vs. Army, 3-20-70, New York City

ASSISTS

19 - vs. UNO, 3-16-83, Baton Rouge
 18 - vs. Oregon, 3-13-12, Eugene
 15 - vs. Ball State, 3-19-02, Baton Rouge

PERSONAL FOULS

31 - vs. Tulane, 3-12-82, Baton Rouge
 30 - vs. Marquette, 3-19-70, New York City
 28 - vs. UNO, 3-16-83, Baton Rouge

VICTORY MARGIN

3 - vs. Oklahoma, 3-17-70, New York City
 2 - vs. Iowa, 3-13-02, Iowa City
 1 - vs. Georgetown, 3-15-70, New York City

DEFEAT MARGIN

22 - vs. Marquette, 3-19-70, New York City
 20 - vs. Oregon, 3-13-12, Eugene
 11 - vs. Tulane, 3-12-82, Baton Rouge

Individual Single Game

MOST POINTS

37 - Pete Maravich, vs. Oklahoma, 3-17-70, New York City
 30 - Danny Hester, vs. Georgetown, 3-15-70, New York City
 25 - Torris Bright, vs. Ball State, 3-19-02, Baton Rouge

FIELD GOAL ATTEMPTS

33 - Pete Maravich vs. Oklahoma, 3-17-70, New York City
 20 - Howard Carter vs. UNO, 3-16-83, Baton Rouge
 18 - three times

FIELD GOALS MADE

14 - Pete Maravich vs. Oklahoma, 3-17-70, New York City
 12 - Danny Hester, vs. Georgetown, 3-15-70, New York City
 10 - Johnny Jones vs. Tulane, 3-12-82, Baton Rouge

FREE THROW ATTEMPTS

16 - Pete Maravich vs. Marquette, 3-19-70, New York City
 13 - Pete Maravich vs. Oklahoma, 3-17-70, New York City
 12 - twice

FREE THROWS MADE

12 - Pete Maravich vs. Marquette, 3-19-70, New York City
 9 - Pete Maravich vs. Oklahoma, 3-17-70, New York City
 8 - three times

FREE THROW PERCENTAGE (MIN. 8 ATTEMPTS)

100.0 (8-8) - Jermaine Williams, vs. Iowa, 3-13-02, Iowa City
 100.0 (8-8) - Torris Bright vs. Ball State, 3-19-02, Baton Rouge

THREE-POINT FIELD GOAL ATTEMPTS

9 - Torris Bright, vs. Ball State, 3-19-02, Baton Rouge
 7 - Antonio Hudson, vs. Oklahoma, 3-17-04, Norman
 7 - Torris Bright, vs. Iowa, 3-13-02, Iowa City
 5 - Antonio Hudson, vs. Ball State, 3-19-02, Baton Rouge

THREE-POINT FIELD GOALS MADE

3 - Tack Minor, vs. Oklahoma, 3-17-04, Norman
 3 - Torris Bright, vs. Iowa, 3-13-02, Iowa City
 3 - Torris Bright, vs. Ball State, 3-19-02, Baton Rouge

THREE-POINT FIELD GOAL PERCENTAGE (MIN. 5 ATTEMPTS)

.429 (3-7) - Torris Bright, vs. Iowa, 3-13-02, Iowa City
 .333 (2-6) - Darrel Mitchell, vs. Oklahoma, 3-17-04, Norman
 .333 (3-9) - Torris Bright, vs. Ball State, 3-19-02, Baton Rouge

REBOUNDS

19 - Apple Sanders, vs. Oklahoma, 3-17-70, New York City
 17 - Apple Sanders, vs. Georgetown, 3-15-70, New York City
 14 - Bill Newton, vs. Oklahoma, 3-17-70, New York City

ASSISTS

9 - Pete Maravich vs. Oklahoma, 3-17-70, New York City
 8 - Jermaine Williams vs. Ball State, 3-19-02, Baton Rouge
 7 - John Tudor vs. UNO, 3-16-83, Baton Rouge

BLOCKS

2 - Ronald Dupree, vs. Ball State, 3-19-02, Baton Rouge

STEALS

6 - Jerry Reynolds, vs. UNO, 3-16-83, Baton Rouge
 6 - Johnny Jones, vs. UNO, 3-16-83, Baton Rouge
 4 - Jermaine Williams, vs. Ball State, 3-19-02, Baton Rouge

Yearly Records/Milestones

SEASON	OVERALL			CONFERENCE			COACH
	W	L	PCT.	W	L	PCT.	
1908-09	5	2	.714	2	0	1.000	E. R. Wingard
1909-10	3	1	.750	2	0	1.000	J. W. Mayhew
1910-11	8	3	.727	0	1	.000	J. W. Mayhew
1911-12	4	6	.400	2	3	.400	F. M. Long
1912-13	2	3	.400	1	3	.250	F. M. Long
1913-14	7	5	.538	0	4	.000	Dr. C. C. Stroud
1914-15	10	1	.909	3	1	.750	Dr. C. C. Stroud
1915-16	14	10	.583	6	7	.462	Dr. C. C. Stroud
1916-17	20	2	.909	11	0	1.000	Dr. C. C. Stroud
1917-18	12	1	.923	3	0	1.000	Dr. C. C. Stroud
1918-19	1	0	1.000	0	0	.000	R. E. Edmonds
1919-20	19	2	.905	8	2	.800	Dr. C. C. Stroud
1920-21	19	4	.826	5	2	.714	Branch Boccock
1921-22	15	1	.938	3	1	.750	Tad Gormley
1922-23	10	10	.500	0	7	.000	Tad Gormley
1923-24	8	12	.400	0	7	.000	"Moon" Ducote
1924-25	10	7	.588	1	5	.167	"Gob" Wilson
1925-26	9	9	.500	4	5	.444	Harry Rabenhorst
1926-27	7	9	.438	3	5	.375	Harry Rabenhorst
1927-28	14	4	.778	8	4	.667	Harry Rabenhorst
1928-29	8	13	.381	5	10	.333	Harry Rabenhorst
1929-30	10	11	.476	6	8	.429	Harry Rabenhorst
1930-31	7	8	.467	4	5	.444	Harry Rabenhorst
1931-32	11	9	.550	9	9	.500	Harry Rabenhorst
1932-33	15	8	.652	13	7	.650	Harry Rabenhorst
1933-34	13	4	.765	13	3	.813	Harry Rabenhorst
1934-35	14	1	.933	12	0	1.000	Harry Rabenhorst
1935-36	10	10	.500	9	6	.600	Harry Rabenhorst
1936-37	13	7	.650	7	6	.539	Harry Rabenhorst
1937-38	10	10	.500	7	6	.539	Harry Rabenhorst
1938-39	13	7	.650	10	5	.667	Harry Rabenhorst
1939-40	10	8	.556	8	4	.667	Harry Rabenhorst
1940-41	9	9	.500	7	5	.583	Harry Rabenhorst
1941-42	8	7	.533	8	3	.727	Harry Rabenhorst
1942-43	18	4	.818	11	2	.846	Dale Morey
1943-44	10	15	.400	0	4	.000	Dale Morey
1944-45	15	9	.625	3	3	.500	Fatherree-Swanson
1945-46	18	3	.857	8	0	1.000	Harry Rabenhorst
1946-47	17	4	.810	9	2	.818	Harry Rabenhorst
1947-48	8	18	.308	4	10	.286	Harry Rabenhorst
1948-49	15	10	.600	7	6	.539	Harry Rabenhorst
1949-50	13	12	.520	5	8	.385	Harry Rabenhorst
1950-51	10	14	.417	6	8	.429	Harry Rabenhorst
1951-52	17	7	.708	9	5	.643	Harry Rabenhorst
1952-53	22	3	.880	13	0	1.000	Harry Rabenhorst
1953-54	20	5	.800	14	0	1.000	Harry Rabenhorst
1954-55	6	18	.250	3	11	.214	Harry Rabenhorst
1955-56	7	17	.292	5	9	.357	Harry Rabenhorst
1956-57	6	19	.240	1	13	.071	Harry Rabenhorst
1957-58	7	18	.280	3	11	.214	Jay McCreary
1958-59	10	15	.400	2	12	.142	Jay McCreary
1959-60	5	18	.217	3	11	.214	Jay McCreary

SEASON	OVERALL			CONFERENCE			COACH
	W	L	PCT.	W	L	PCT.	
1960-61	11	14	.440	6	8	.429	Jay McCreary
1961-62	13	11	.451	7	7	.500	Jay McCreary
1962-63	12	12	.500	5	9	.357	Jay McCreary
1963-64	12	13	.480	8	6	.571	Jay McCreary
1964-65	12	14	.462	7	9	.438	Jay McCreary
1965-66	6	20	.231	2	14	.125	Frank Truitt
1966-67	3	23	.115	1	17	.056	Press Maravich
1967-68	14	12	.538	8	10	.444	Press Maravich
1968-69	13	13	.500	7	11	.389	Press Maravich
1969-70	22	10	.688	13	5	.722	Press Maravich
1970-71	14	12	.538	10	8	.556	Press Maravich
1971-72	10	16	.385	6	12	.333	Press Maravich
1972-73	14	10	.583	9	9	.500	Dale Brown
1973-74	12	14	.462	6	12	.333	Dale Brown
1974-75	10	16	.385	6	12	.333	Dale Brown
1975-76	12	14	.462	5	13	.278	Dale Brown
1976-77	15	12	.556	8	10	.444	Dale Brown
1977-78	18	9	.667	12	6	.667	Dale Brown
1978-79	23	6	.793	14	4	.778	Dale Brown
1979-80	26	6	.813	14	4	.778	Dale Brown
1980-81	31	5	.861	17	1	.944	Dale Brown
1981-82	14	14	.500	11	7	.611	Dale Brown
1982-83	19	13	.594	10	8	.556	Dale Brown
1983-84	18	11	.621	11	7	.611	Dale Brown
1984-85	19	10	.655	13	5	.722	Dale Brown
1985-86	26	12	.684	9	9	.500	Dale Brown
1986-87	24	15	.615	8	10	.444	Dale Brown
1987-88	16	14	.533	10	8	.555	Dale Brown
1988-89	20	12	.625	11	7	.611	Dale Brown
1989-90	23	9	.719	12	6	.667	Dale Brown
1990-91	20	10	.667	13	5	.722	Dale Brown
1991-92	21	10	.677	12	4	.750	Dale Brown
1992-93	22	11	.667	9	7	.562	Dale Brown
1993-94	11	16	.407	5	11	.312	Dale Brown
1994-95	12	15	.444	6	10	.375	Dale Brown
1995-96	12	17	.414	4	12	.250	Dale Brown
1996-97	10	20	.333	3	13	.187	Dale Brown
1997-98	9	18	.333	2	14	.125	John Brady
1998-99	12	15	.444	4	12	.250	John Brady
1999-00	28	6	.823	12	4	.750	John Brady
2000-01	13	16	.448	2	14	.125	John Brady
2001-02	19	15	.559	6	10	.375	John Brady
2002-03	21	11	.656	8	8	.500	John Brady
2003-04	18	11	.621	8	8	.500	John Brady
2004-05	20	10	.667	12	4	.750	John Brady
2005-06	27	9	.750	14	2	.875	John Brady
2006-07	17	15	.531	5	11	.312	John Brady
2007-08	13	18	.419	6	10	.375	Brady-Pierre
2008-09	27	8	.771	13	3	.812	Trent Johnson
2009-10	11	20	.354	2	14	.125	Trent Johnson
2010-11	11	21	.344	3	13	.187	Trent Johnson
2011-12	18	15	.545	7	9	.437	Trent Johnson
TOTALS	1426	1092	.566	701	692	.503	

Milestones

1st win	Jan. 30, 1909, vs. Dixon Academy (35-20) at Covington, La.
50th win	1916 vs. Ole Miss (55-29) at Baton Rouge
100th win	Feb. 12, 1920, vs. Mercer (33-22) at Macon, Ga.
200th win	Jan. 14, 1929, vs. Louisiana College (32-31) at Pineville, La.
300th win	Jan. 8, 1938, vs. Rice (58-38) at Baton Rouge
400th win	Feb. 1, 1946, vs. Navy (58-47) at Baton Rouge
500th win	Jan. 19, 1953, vs. Georgia (55-50) at Athens, Ga.
600th win	Dec. 19, 1962, vs. Arkansas (72-70) at Little Rock, Ark.
700th win	Feb. 6, 1971, vs. Alabama (107-78) at Baton Rouge
800th win	Dec. 9, 1978, vs. Tulane (98-88) at New Orleans, La.
900th win	Jan. 17, 1983, vs. UNC Wilmington (70-55) at Baton Rouge
1000th win	Jan. 6, 1988, vs. Vanderbilt (51-39) at Nashville, Tenn.
1100th win	Dec. 16, 1992, vs. Campbell (93-71) at Baton Rouge
1200th win	Feb. 5, 2000 vs. Alabama (93-60) at Tuscaloosa, Ala.
1300th win	March 2, 2005 vs. Ole Miss (58-53) at Oxford, Miss.
1400th win	Nov. 24, 2010 vs. Centenary (78-36) at Baton Rouge

SEASON	HOME			AWAY			NEUTRAL		
	WON	LOST	PCT.	WON	LOST	PCT.	WON	LOST	PCT.
1908-09	4	0	1.000	1	2	.333	0	0	.000
1909-10	3	0	1.000	0	1	.000	0	0	.000
1910-11	3	0	1.000	5	3	.625	0	0	.000
1911-12	4	0	1.000	0	6	.000	0	0	.000
1912-13	2	1	.500	0	2	.000	0	0	.000
1913-14	4	2	.667	3	3	.500	0	0	.000
1914-15	8	1	.889	2	0	1.000	0	0	.000
1915-16	11	4	.733	3	6	.333	0	0	.000
1916-17	11	0	1.000	9	2	.818	0	0	.000
1917-18	4	0	1.000	8	1	.889	0	0	.000
1918-19	1	0	1.000	0	0	.000	0	0	.000
1919-20	10	0	1.000	9	2	.818	0	0	.000
1920-21	14	1	.933	5	3	.625	0	0	.000
1921-22	11	1	.917	4	0	1.000	0	0	.000
1922-23	9	6	.600	1	3	.250	0	1	.000
1923-24	4	6	.400	4	6	.400	0	0	.000
1924-25	7	2	.778	3	4	.428	0	1	.000
1925-26	6	4	.600	3	5	.375	0	0	.000
1926-27	6	4	.600	1	5	.167	0	0	.000
1927-28	10	0	1.000	3	3	.500	1	1	.500
1928-29	4	4	.500	4	8	.333	0	1	.000
1929-30	6	2	.750	4	8	.333	0	1	.000
1930-31	4	5	.444	3	2	.600	0	1	.000
1931-32	6	4	.600	5	4	.555	0	1	.000
1932-33	7	1	.875	6	6	.500	2	1	.667
1933-34	10	0	1.000	3	3	.500	0	1	.000
1934-35	11	0	1.000	2	1	.667	1	0	1.000
1935-36	7	3	.700	3	5	.375	0	2	.000
1936-37	9	1	.900	4	5	.444	0	1	.000
1937-38	7	7	.500	3	3	.500	0	0	.000
1938-39	6	2	.750	5	4	.555	2	1	.667
1939-40	4	5	.444	4	2	.667	2	1	.667
1940-41	4	3	.571	5	5	.500	0	1	.000
1941-42	5	4	.556	3	2	.600	0	1	.000
1942-43	5	1	.833	11	3	.785	2	0	1.000
1943-44	5	6	.455	5	9	.357	0	0	.000
1944-45	8	2	.800	6	7	.462	1	0	1.000
1945-46	9	1	.900	6	2	.750	3	0	1.000
1946-47	9	0	1.000	4	3	.571	4	1	.800
1947-48	5	6	.454	2	10	.167	1	2	.333
1948-49	7	2	.778	6	6	.500	2	2	.500
1949-50	9	3	.750	1	9	.100	3	0	1.000
1950-51	5	3	.625	3	9	.333	2	2	.500
1951-52	11	0	1.000	3	7	.300	3	0	1.000
1952-53	10	0	1.000	8	1	.889	4	2	.667
1953-54	13	1	.929	6	0	1.000	1	4	.200
1954-55	5	6	.455	1	12	.077	0	0	.000
1955-56	4	7	.364	2	9	.182	1	1	.500
1956-57	4	8	.333	1	10	.091	1	1	.500
1957-58	4	8	.333	2	8	.200	1	2	.333
1958-59	5	7	.417	2	8	.200	3	0	1.000
1959-60	4	7	.364	1	10	.091	0	1	.000

HOME SEASON	WON			LOST			PCT.			AWAY SEASON	WON			LOST			PCT.			NEUTRAL SEASON	WON			LOST			PCT.		
	WON	LOST	PCT.	WON	LOST	PCT.	WON	LOST	PCT.		WON	LOST	PCT.	WON	LOST	PCT.	WON	LOST	PCT.		WON	LOST	PCT.						
1960-61	6	3	.667	5	10	.333	0	1	.000																				
1961-62	8	2	.800	3	6	.333	2	3	.400																				
1962-63	7	3	.700	4	8	.333	1	1	.500																				
1963-64	8	2	.800	3	9	.250	1	2	.333																				
1964-65	7	4	.636	3	8	.273	2	2	.500																				
1965-66	3	7	.300	3	11	.214	0	2	.000																				
1966-67	2	10	.167	1	11	.083	0	2	.000																				
1967-68	9	4	.692	5	7	.416	0	1	.000																				
1968-69	6	5	.546	5	8	.384	2	0	1.000																				
1969-70	10	3	.769	9	4	.692	3	3	.500																				
1970-71	7	4	.636	5	7	.417	2	1	.333																				
1971-72	8	4	.667	2	11	.154	0	1	.000																				
1972-73	8	4	.667	5	6	.454	1	0	1.000																				
1973-74	9	5	.643	3	9	.250	0	0	.000																				
1974-75	6	6	.500	3	10	.231	1	0	.000																				
1975-76	10	6	.625	2	8	.200	0	0	.000																				
1976-77	11	5	.688	4	7	.364	0	0	.000																				
1977-78	11	4	.730	7	5	.580	0	0	.000																				
1978-79	13	1	.929	8	3	.727	2	2	.500																				
1979-80	12	2	.857	9	3	.750	5	1	.833																				
1980-81	15	0	1.000	10	1	.909	6	4	.600																				
1981-82	9	5	.642	4	7	.363	1	2	.333																				
1982-83	11	4	.733	7	7	.500	1	2	.333																				
1983-84	12	2	.857	5	7	.416	1	2	.333																				
1984-85	13	2	.867	6	6	.500	0	2	.000																				
1985-86	13	3	.813	11	8	.579	2	1	.667																				
1986-87	10	6	.625	5	7	.417	9	2	.818																				
1987-88	12	4	.750	4	8	.333	0	2	.000																				
1988-89	12	5	.705	6	6	.500	2	1	.667																				
1989-90	17	2	.895	4	5	.444	2	2	.500																				
1990-91	15	1	.937	5	6	.454	0	3	.000																				
1991-92	13	4	.765	6	4	.600	2	2	.500																				
1992-93	15	2	.882	3	6	.333	4	3	.571																				
1993-94	10	6	.625	2	8	.200	0	1	.000																				
1994-95	9	7	.562	3	7	.300	0	1	.000																				
1995-96	11	7	.611	1	7	.125	0	3	.000																				
1996-97	9	6	.600	0	10	.000	1	4	.250																				
1997-98	8	8	.500	1	9	.100	0	1	.000																				
1998-99	12	4	.750	0	10	.100	0	1	.000																				
1999-00	15	1	.937	5	3	.625	8	2	.800																				
2000-01	9	7	.562	2	8	.200	2	1	.667																				
2001-02	12	5	.706	4	7	.364	3	3	.500																				
2002-03	16	2	.889	2	6	.250	3	3	.500																				
2003-04	12	3	.800	5	7	.417	1	1	.500																				
2004-05	14	1	.933	4	6	.400	2	3	.400																				
2005-06	14	2	.875	7	4	.636	6	3	.667																				
2006-07	14	4	.778	2	9	.182	1	2	.333																				
2007-08	9	6	.600	3	9	.250	1	3	.250																				
2008-09	19	2	.905	6	3	.667	2	3	.400																				
2009-10	11	7	.611	0	9	.000	0	4	.000																				
2010-11	8	10	.444	3	8	.273	0	3	.000																				
2011-12	11	4	.733	4	9	.308	3	2	.600																				
TOTALS	894	357	.715	407	607	.401	125	128	.494																				

Maravich Center Win Streaks

- 23** 15 games 1980-81 season; First 8 games 1981-82 season
- 18** Last 8 games 1983-84 season; First 10 games 1984-85 season
- 18** Last 7 games 1989-90 season; First 11 games 1990-91 season
- 17** Last 3 games 2007-08 season; First 14 games 2008-09 season
- 16** Last 4 games 1991-92 season; First 12 games 1992-93 season
- 14** Last game 1977-78 season; First 13 games 1978-79 season
- 14** Last 7 game 1999-00 season; First 7 games 2000-01 season
- 13** Last 6 games 1972-73 season; First 7 games 1973-74 season
- 13** Last 5 games 2002-03 season; First 8 games 2003-04 season
- 13** Last 11 games 2004-05 season; First 2 games 2005-06 season
- 11** Last 2 games 1984-85 season; First 9 games 1985-86 season
- 11** Last game 2000-2001 season; First 10 games 2001-2002 season
- 11** First 11 games of the 2002-03 season
- 11** Final 9 games of the 2005-06 season; First 2 games of 2006-07

Home Winning Streaks (ALL SITES OVERALL)

- 42** Last 3 games 1915-16 season;
11 games 1916-17 season;
4 games 1917-18 season;
1 game 1918-19 season;
10 games 1991-20;
First 13 games 1920-21 season
- 29** Last 6 games 1932-33 season;
10 games 1933-34 season;
11 games 1934-35 season;
First 2 games 1935-36 season
- 25** Last game 1950-51 season;
11 games 1951-52 season;
10 games 1952-53 season;
First 3 games 1953-54 season
- 23** 15 games 1980-81 season;
First 8 games 1981 season

Year-by-Year Results

SIAA Era**COACH E. R. WINGARD**
1 SEASON • 1909
5-2 (.714)**1909 RECORD: 5-2, 0-0**

Coach: E. R. Wingard

DATE	OPPONENT	RESULTS
1-30	Dixon Academy (A)	W 35-20
2-6	Miss. State (H)	W 18-12
2-8	Miss. State (H)	W 14-10
2-18	Baton Rouge H. S. (H)	W 38-14
2-26	YMCA (NO) (A)	L 11-27
2-27	YMCA (NO) (A)	L 16-37
3-6	Dixon Academy (H)	W 21-12

COACH J. W. MAYHEW
2 SEASONS • 1910-11
11-4 (.733)**1910 RECORD: 3-1, 2-0**

Coach: J. W. Mayhew

DATE	OPPONENT	RESULTS
2-4	Ole Miss (H)	W 39-14
2-5	Ole Miss (H)	W 25-4
2-26	YMCA (NO) (A)	L 11-53
3-5	YMCA (NO) (H)	W 30-17

1911 RECORD: 8-3, 6-1

Coach: J. W. Mayhew

DATE	OPPONENT	RESULTS
1-26	Tulane (H)	W 47-7
1-27	Tulane (H)	W 26-15
2-7	Miss. State (A)	W 33-17
2-8	Miss. State (A)	W 42-12
2-9	Birmingham AC (A)	L 17-45
2-10	Bessemer AC (A)	L 17-37
2-11	Birmingham High (A)	W 23-21
2-11	Birmingham YMCA (A)	W 23-21
2-13	Texas (H)	W 39-10
2-17	Tulane (A)	W 27-25
2-18	Tulane (A)	L 13-15

COACH F. M. LONG
2 SEASONS • 1912-1913
6-9 (.400)**1912 RECORD: 4-6, 2-3**

Coach: F. M. Long

DATE	OPPONENT	RESULTS
1-15	Ole Miss (H)	W 27-15
1-16	Ole Miss (H)	W 33-11
2-5	YMCA (NO) (A)	L 24-25
2-6	Miss. State (A)	L 16-22
2-7	Miss. State (A)	L 11-21
2-8	Birmingham AC (A)	L 7-54
2-9	Bessemer AC (A)	L 20-42
2-10	Auburn (A)	L 15-38
2-17	YMCA (NO) (H)	W 23-19
2-25	YMGC (NO) (H)	W 32-6

1913 RECORD: 2-3, 1-3

Coach: F. M. Long

DATE	OPPONENT	RESULTS
2-8	YMGC (NO) (H)	W 39-11
2-14	Tulane (A)	L 13-15
2-15	Tulane (A)	L 20-26
2-28	Tulane (H)	L 15-16
3-1	Tulane (H)	W 13-12

COACH C. C. STROUD
6 SEASONS
1913-1918, 1919-1920
82-21 (.796)**1913-14 RECORD: 7-5, 0-4**

Coach: Dr. C. C. Stroud

DATE	OPPONENT	RESULTS
12-19	La. College (A)	W 17-15
12-22	Shreveport AC (A)	W 31-14
12-23	Shreveport AC (A)	W 25-20
1-9	SW Louisiana (H)	W 44-7
1-17	La. College (H)	W 27-24
1-21	Miss. College (H)	W 34-13
1-22	Miss. College (H)	W 29-19
2-13	Tulane (H)	L 14-26
2-14	Tulane (H)	L 7-10
2-19	St. Paul's (Covington)	L 15-35
2-27	Tulane (A)	L 12-25
2-28	Tulane (A)	L 6-13

1914-15 RECORD: 10-1, 3-1

Coach: Dr. C. C. Stroud

DATE	OPPONENT	RESULTS
12-21	Centenary (A)	W 38-17
12-22	Shreveport AC (A)	W 21-20
1-14	SW Louisiana (H)	W 29-6
1-15	SW Louisiana (H)	W 39-16
2-6	YMCA (NO) (H)	W 55-18
2-12	Miss. State (H)	W 24-12
2-13	Miss. State (H)	L 14-15
2-19	Tulane (H)	W 28-17
2-20	Tulane (H)	W 39-19
	YMGC (NO) (H)	W 24-11
	La. College (H)	W 30-4

1915-16 RECORD: 14-10, 6-7

Coach: Dr. C. C. Stroud

DATE	OPPONENT	RESULTS
	Jefferson Col. (H)	W 55-18
	YMCA (NO) (H)	W 42-26
	SW Louisiana (H)	W 44-14
	SW Louisiana (H)	W 69-13
	La. College (H)	W 14-11
	La. College (H)	W 20-19
	NW Louisiana (H)	W 24-23
	Alabama (H)	L 25-39
	Alabama (H)	L 25-44
	Miss. State (A)	W 31-21
	Miss. State (A)	L 17-23
	YMGC (NO) (H)	W 39-22
2-4	Tulane (H)	L 21-24
2-5	Tulane (H)	L 18-22
	Alabama (A)	W 25-18
	Birmingham AC (A)	L 30-39
	Auburn (A)	L 23-24
	Columbus AC (Ga.) (A)	L 21-42
	Atlanta AC (A)	L 16-64
	Ole Miss (H)	W 55-29
2-18	Tulane (A)	L 14-26
2-19	Tulane (A)	W 19-16
	Rice (H)	W 29-21
	Rice (H)	W 25-17

1916-17 RECORD: 20-2, 11-0

Coach: Dr. C. C. Stroud

DATE	OPPONENT	RESULTS
	SW Louisiana (A)	W 33-20
	SW Louisiana (A)	L 13-21
	Shreveport AC (A)	W 19-17
	SW Louisiana (H)	W 50-13
	YMGC (H)	W 54-22
	Texas AGM (H)	W 24-15
	Texas AGM (H)	W 30-14
	Miss. State (H)	W 36-28
	Miss. State (H)	W 38-17
	Shreveport AC (H)	W 39-24
	Alabama (H)	W 34-7
	Millsaps (H)	W 95-6
2-9	Tulane (A)	W 37-20
2-10	Tulane (A)	W 27-18
	YMCA (Mobile) (A)	L 18-37
	Spring Hill (A)	W 34-24
	Auburn (A)	W 37-13
	Birmingham AC (A)	W 37-23
	Alabama (A)	W 38-9
	Millsaps (A)	W 57-11
2-23	Tulane (H)	W 46-27
2-24	Tulane (H)	W 26-20

1917-18 RECORD: 12-1, 3-0

Coach: Dr. C. C. Stroud

DATE	OPPONENT	RESULTS
12-2	NW Louisiana (A)	W 38-25
12-3	Shreveport AC (A)	W 51-20
12-13	Jefferson Col. (H)	W 42-18
1-11	St. Charles (A)	W 61-17
1-11	SW Louisiana (A)	W 36-7
1-18	Auburn (H)	W 43-31
1-19	Auburn (H)	W 34-27
2-1	Navy Res. (NO) (H)	W 64-8
2-6	Miss. College (A)	W 41-24
2-6	Millsaps (A)	W 66-10
2-8	Birmingham AC (A)	L 23-33
2-8	Birmingham AC (A)	W 33-22
2-9	Alabama (A)	W 28-25

COACH R. E. EDMONDS**1 SEASON • 1919**
1-0 (1.000)**1919 RECORD: 1-0, 0-0**

Coach: R. E. Edmonds

DATE	OPPONENT	RESULTS
2-1	Jefferson Col. (H)	W 66-18

COACH C. C. STROUD
6 SEASONS
1913-1918, 1919-1920
82-21 (.796)**1919-20 RECORD: 19-2, 8-2**

Coach: Dr. C. C. Stroud

DATE	OPPONENT	RESULTS
12-30	Jefferson Col. (H)	W 46-15
12-31	Jefferson Col. (H)	W 57-24
1-3	YMGC (NO) (H)	W 47-19
1-10	St. Stanislaus (A)	W 47-21
	La. College (A)	W 35-20
1-24	Miss. State (H)	W 27-12
1-30	La. College (H)	W 63-19
1-31	La. College (H)	W 39-15
2-3	Spring Hill (H)	W 64-16
2-6	Tulane (A)	W 35-19
2-7	Tulane (A)	W 29-10
2-9	Alabama (A)	W 30-11
2-10	Birmingham AC (A)	W 28-19
2-11	Georgia (A)	L 15-32
2-12	Mercer (A)	W 33-22
2-13	Auburn (A)	L 21-33
2-14	YMCA (Mobile) (A)	W 26-22
2-14	Spring Hill (A)	W 38-9
2-23	Alabama (H)	W 44-19
2-27	Tulane (H)	W 37-12
2-28	Tulane (H)	W 37-12

SIC Era**COACH BRANCH BOCOCK**
1 SEASON • 1921
19-4 (.826)**1921 RECORD: 19-4, 5-2**

Coach: Branch Bocock

DATE	OPPONENT	RESULTS
	SW Louisiana (H)	W 47-11
1-8	NW Louisiana (H)	W 29-25
1-10	Loyola (NO) (H)	W 74-12
1-15	YMCA (NO) (H)	W 42-26
1-25	Texas AGM (H)	W 30-28
1-26	Texas AGM (H)	W 31-30
1-29	Navy (Pensacola) (H)	W 54-12
1-30	Navy (Pensacola) (H)	W 51-41
2-1	Spring Hill (H)	W 31-17
2-2	Spring Hill (H)	W 29-24
2-4	Tulane (H)	W 42-27
2-5	Tulane (H)	W 52-24
2-11	SW Louisiana (H)	W 61-8
2-18	Ole Miss (H)	L 22-23
2-19	Ole Miss (H)	W 46-13
2-21	Texas AGM (A)	W 24-16
2-22	Texas AGM (A)	L 19-49
2-23	Baylor (A)	L 20-32
2-24	Baylor (A)	W 34-33
2-25	YMCA (Houston) (A)	W 49-19
2-26	Rice (A)	W 35-23
	Tulane (A)	L 29-31
	Tulane (A)	W 27-20

COACH FRANK "TAD" GORMLEY
2 SEASONS • 1922-23
25-11 (.694)**1922 RECORD: 15-1, 3-1**

Coach: Frank "Tad" Gormley

DATE	OPPONENT	RESULTS
1-10	SW Louisiana (H)	W 41-8
1-11	SW Louisiana (H)	W 29-17
1-13	La. College (H)	W 52-26
1-14	La. College (H)	W 50-22
1-20	NW Louisiana (H)	W 32-15
1-21	NW Louisiana (H)	W 40-3
1-27	Tulane (A)	W 18-15
1-28	Tulane (A)	W 26-18
2-1	Spring Hill (H)	W 27-26
2-2	Spring Hill (H)	W 16-15
2-10	YMCA (Houston) (A)	W 29-27
2-11	YMCA (Houston) (A)	W 28-22

2-15	Miss. College (H)	W 29-20
2-16	Miss. College (H)	W 26-18
2-20	Tulane (H)	L 23-39
2-21	Tulane (H)	W 34-19

1922-23 RECORD: 10-10, 0-6

Coach: Frank "Tad" Gormley

DATE	OPPONENT	RESULTS
	La. College (H)	W 23-22
	La. College (H)	W 33-22
	Stonocolas (H)	L 17-95
	Miss. State (H)	L 25-36
	Miss. State (H)	L 20-35
	SW Louisiana (H)	W 25-22
	Miss. College (H)	W 27-17
	Miss. College (H)	W 19-14
	Spring Hill (H)	L 21-23
	Spring Hill (H)	W 36-20
	Millsaps (H)	W 32-10
	Millsaps (H)	W 34-23
2-9	Tulane (H)	L 24-33
2-10	Tulane (H)	L 18-28
2-16	Tulane (A)	L 23-40
2-17	Tulane (A)	L 11-34
	Stonocolas (H)	W 46-20
	Spring Hill (A)	L 24-26
	Spring Hill (A)	W 20-18

SIC Tournament - Atlanta, Ga.

Vanderbilt (N)	L 10-36
----------------	---------

COACH "MOON" DUCOTE
1 SEASON • 1924
8-12 (.400)**1924 RECORD: 8-12, 0-7**

Coach: "Moon" Ducote

DATE	OPPONENT	RESULTS
1-7	NW Louisiana (H)	L 18-26
1-8	NW Louisiana (H)	L 19-33
1-19	SW Louisiana (H)	L 12-15
1-21	SW Louisiana (H)	L 14-26
1-24	Loyola (NO)	W 27-20
1-25	Loyola (NO)	W 17-15
2-1	Spring Hill (H)	W 40-23
2-2	Spring Hill (H)	W 22-13
2-8	Tulane (H)	L 21-41
2-9	Tulane (H)	L 29-38
2-11	McGowan-Lyons (A)	L 22-28
2-12	Alabama (A)	L 8-44
2-13	Miss. State (A)	L 29-34
2-14	Miss. State (A)	L 34-54
2-15	Spring Hill (A)	W 29-25
2-16	Spring Hill (A)	W 32-16
2-22	Tulane (A)	L 13-39
2-23	Tulane (A)	L 26-30
2-25	Loyola (NO) (A)	W 34-28
2-26	Loyola (NO) (A)	W 37-4

COACH H. E. "GOb" WILSON
1 SE

COACH HARRY RABENHORST
29 SEASONS
1926-42, 1945-57
340-264 (.563)
1926 RECORD: 9-9, 4-5
Coach: Harry Rabenhorst

DATE	OPPONENT	RESULTS
1-6	YMCA (BR) (H)	W 37-25
1-8	SW Louisiana (A)	W 25-13
1-9	SW Louisiana (A)	W 31-29
1-11	La. College (H)	W 39-28
1-12	La. College (H)	W 44-22
1-15	Ole Miss (H)	W 27-24
1-16	Ole Miss (H)	L 19-43
1-22	Vanderbilt (H)	W 24-23
1-25	Alabama (A)	L 15-26
1-26	Alabama (A)	W 28-22
1-27	St. Stanislaus (A)	L 19-38
1-28	St. Stanislaus (A)	L 21-27
2-5	Tulane (H)	W 30-23
2-6	Tulane (H)	L 23-24
2-12	NW Louisiana (H)	L 27-35
2-13	NW Louisiana (H)	L 21-23
2-19	Tulane (A)	L 29-32
2-20	Tulane (A)	L 13-22

1927 RECORD: 7-9, 3-5
Coach: Harry Rabenhorst

DATE	OPPONENT	RESULTS
1-8	Sewanee (H)	W 26-23
1-14	Ole Miss (H)	L 16-36
1-15	Ole Miss (H)	W 22-21
1-21	La. College (A)	L 19-35
1-22	La. College (A)	W 23-20
1-28	Loyola (NO) (H)	L 15-16
1-29	Loyola (NO) (H)	W 42-18
2-4	Tulane (A)	L 20-27
2-5	Tulane (A)	L 9-36
2-10	Georgia Tech (H)	W 29-27
2-11	Loyola (NO) (A)	L 26-41
2-12	Loyola (NO) (A)	L 19-27
2-18	Tulane (H)	L 20-25
2-19	Tulane (H)	L 20-23
2-21	SW Louisiana (H)	W 34-22
2-22	SW Louisiana (H)	W 29-12

1928 RECORD: 14-4, 7-3
Coach: Harry Rabenhorst

DATE	OPPONENT	RESULTS
1-6	SW Louisiana (H)	W 40-17
1-7	SW Louisiana (H)	W 36-17
1-13	Ole Miss (H)	W 20-17
1-14	Ole Miss (H)	W 36-25
1-25	Ole Miss (A)	L 23-33
1-26	Ole Miss (A)	W 34-33
1-27	Miss. State (A)	L 26-46
1-28	Miss. State (A)	L 23-29
1-30	Louisiana Tech (H)	W 40-23
1-31	Louisiana Tech (H)	W 37-28
2-3	Tulane (H)	W 47-13
2-4	Tulane (H)	W 41-18
2-10	La. College (H)	W 47-17
2-11	La. College (H)	W 47-22
2-17	Tulane (A)	W 36-20
2-18	Tulane (A)	W 39-25

SIC Tournament - Atlanta, Ga.
 North Carolina (N) W 44-38
 Ole Miss (N) L 28-55

1929 RECORD: 8-13, 5-9
Coach: Harry Rabenhorst

DATE	OPPONENT	RESULTS
1-7	SW Louisiana (H)	W 23-17
1-8	SW Louisiana (H)	W 29-22
1-11	Ole Miss (H)	L 21-42
1-12	Ole Miss (H)	L 17-34
1-14	La. College (A)	W 32-31
1-15	La. College (A)	L 43-44
1-18	Ole Miss (A)	L 24-28
1-19	Ole Miss (A)	L 25-30
	Auburn (A)	W 46-28
	Auburn (A)	W 65-28
	Alabama (A)	L 16-38
	Alabama (A)	L 28-37
2-4	Miss. State (H)	L 16-26
2-5	Miss. State (H)	W 39-29
2-11	SW Louisiana (A)	L 34-36
2-12	SW Louisiana (A)	L 23-25

2-15	Tulane (A)	L 37-40
2-16	Tulane (A)	W 28-21
2-22	Tulane (H)	W 37-35
2-23	Tulane (H)	L 32-33

SIC Tournament - Atlanta, Ga.
 Washington & Lee (N) L 22-32

1930 RECORD: 10-11, 6-7
Coach: Harry Rabenhorst

DATE	OPPONENT	RESULTS
1-3	La. College (A)	L 41-53
1-4	La. College (A)	L 15-55
1-9	Miss. College (A)	L 24-27
1-10	Ole Miss (A)	L 27-31
1-11	Ole Miss (A)	W 31-21
1-17	Ole Miss (H)	L 24-47
1-18	Ole Miss (H)	L 29-32
1-24	Louisiana Tech (A)	W 37-31
1-25	Louisiana Tech (A)	W 42-27
2-1	Miss. State (Meridian)	W 32-24
2-3	Alabama (A)	L 20-37
2-4	Alabama (A)	L 22-28
2-7	Auburn (H)	W 44-27
2-8	Auburn (H)	W 49-45
2-10	Spring Hill (H)	W 53-17
2-11	Spring Hill (H)	W 52-14
2-14	Tulane (H)	W 35-30
2-15	Tulane (H)	W 24-15
2-21	Tulane (A)	L 25-27
2-22	Tulane (A)	L 27-30

SIC Tournament - Atlanta, Ga.
 Duke (N) L 34-43

1931 RECORD: 7-8, 4-4
Coach: Harry Rabenhorst

DATE	OPPONENT	RESULTS
1-10	New Orleans AC (H)	L 35-41
1-13	Miss. College (A)	W 46-34
1-15	Ole Miss (A)	W 26-24
1-16	Ole Miss (A)	L 29-30
1-22	Alabama (H)	L 26-40
1-23	Alabama (H)	L 28-37
1-30	SW Louisiana (H)	L 26-40
1-31	SW Louisiana (H)	L 29-34
2-6	Southern Miss. (H)	W 46-35
2-7	Southern Miss. (H)	W 47-31
2-13	Tulane (A)	L 23-38
2-14	Tulane (A)	W 39-31
2-20	Tulane (H)	W 49-30
2-21	Tulane (H)	W 48-27

SIC Tournament - Atlanta, Ga.
 Maryland (N) L 34-37

1932 RECORD: 11-9, 8-8
Coach: Harry Rabenhorst

DATE	OPPONENT	RESULTS
1-8	SW Louisiana (H)	W 44-23
1-9	SW Louisiana (H)	W 50-35
1-15	Ole Miss (A)	W 37-34
1-16	Ole Miss (A)	L 22-24
1-18	Miss. State (H)	L 28-29
1-19	Miss. State (H)	W 40-15
1-22	Alabama (A)	L 25-34
1-23	Alabama (A)	L 25-37
1-25	Miss. State (A)	W 30-26
1-26	Miss. State (A)	W 33-29
1-29	Ole Miss (H)	W 55-53
1-30	Ole Miss (H)	L 33-35
2-8	Auburn (H)	L 34-48
2-9	Auburn (H)	L 30-34
2-11	Tulane (H)	W 32-25
2-12	Tulane (H)	W 34-22
2-19	Tulane (A)	W 29-26
2-20	Tulane (A)	L 29-33

SIC Tournament - Atlanta, Ga.
 Georgia Tech (A) W 36-33
 Auburn (N) L 22-30

SEC Era
1933 RECORD: 15-8, 13-7
Coach: Harry Rabenhorst

DATE	OPPONENT	RESULTS
1-4	Alabama (H)	W 32-27
1-5	Alabama (H)	L 36-40
1-11	Miss. State (A)	W 32-28
1-12	Miss. State (A)	W 49-26
1-13	Ole Miss (A)	L 37-40
1-14	Ole Miss (A)	L 32-34

1-17	Miss. State (H)	W 45-40
1-18	Miss. State (H)	W 37-33
1-20	Sewanee (A)	W 50-30
1-21	Sewanee (A)	W 57-45
1-23	Vanderbilt (A)	L 34-54
1-24	Vanderbilt (A)	L 26-52
1-25	Auburn (A)	W 26-25
1-26	Auburn (A)	L 24-25
2-10	Tulane (A)	L 31-44
2-11	Tulane (A)	W 46-28
2-13	Ole Miss (H)	W 53-33
2-14	Ole Miss (H)	W 50-33
2-17	Tulane (H)	W 50-38
2-18	Tulane (H)	W 51-37

SEC Tournament - Atlanta, Ga.

2-20	Auburn (N)	W 57-33
2-21	Tennessee (N)	W 55-43
2-22	Kentucky (N)	L 38-51

1934 RECORD: 13-4, 13-3
Coach: Harry Rabenhorst

DATE	OPPONENT	RESULTS
1-5	Sewanee (H)	W 80-20
1-6	Sewanee (H)	W 60-9
1-9	Miss. State (A)	L 46-47
1-10	Miss. State (A)	W 48-23
1-12	Alabama (A)	L 33-36
1-13	Alabama (A)	L 29-37
1-19	Tulane (H)	W 29-25
1-20	Tulane (H)	W 48-26
2-5	Auburn (H)	W 40-17
2-6	Auburn (H)	W 38-16
2-8	Miss. State (H)	W 54-39
2-9	Miss. State (H)	W 61-30
2-12	Ole Miss (H)	W 52-33
2-13	Ole Miss (H)	W 49-39
2-16	Tulane (A)	W 43-22
2-17	Tulane (A)	W 36-21

SEC Tournament - Atlanta, Ga.
 Tennessee (N) L 35-42

National Champion
SEC Champion
1935 RECORD: 14-1, 12-0
Coach: Harry Rabenhorst

DATE	OPPONENT	RESULTS
12-18	SW Louisiana (H)	W 54-30
1-7	Alabama (H)	W 34-32
1-8	Alabama (H)	W 41-39
1-19	Rice (A)	L 47-56
2-4	Ole Miss (H)	W 47-32
2-5	Ole Miss (H)	W 47-33
2-8	Tulane (A)	W 34-16
2-9	Tulane (A)	W 35-24
2-13	Miss. State (H)	W 67-32
2-14	Miss. State (H)	W 46-39
2-15	Vanderbilt (H)	W 56-41
2-16	Vanderbilt (H)	W 40-31
2-22	Tulane (H)	W 65-20
2-23	Tulane (H)	W 64-23

American Legion Bowl National Championship
Atlantic City, New Jersey
 Pittsburgh (N) W 41-37

1935-36 RECORD: 10-10, 9-6
Coach: Harry Rabenhorst

DATE	OPPONENT	RESULTS
12-18	SW Louisiana (H)	W 43-28
12-23	Georgia (H)	W 46-34

Sugar Bowl Classic - New Orleans

1-2	Pittsburgh (N-580)	L 47-52
1-10	Alabama (A)	L 25-37
1-11	Alabama (A)	L 34-43
1-13	Miss. State (A)	L 38-49
1-14	Miss. State (A)	W 32-30
1-23	Rice (H)	L 38-42
1-24	Rice (H)	L 30-38
1-31	Ole Miss (H)	W 54-37
2-1	Ole Miss (H)	L 46-51
2-7	Tulane (H)	W 52-27
2-8	Tulane (H)	W 49-26
2-10	Miss. State (H)	W 43-37
2-11	Miss. State (H)	W 45-40
2-14	Ole Miss (A)	L 47-59
2-15	Ole Miss (A)	L 51-69
2-21	Tulane (A)	W 50-30
2-22	Tulane (A)	W 46-22

SEC Tournament - Knoxville, Tenn.

2-28	Alabama (N)	L 30-52
------	-------------	---------

1936-37 RECORD: 13-7, 7-6
Coach: Harry Rabenhorst

DATE	OPPONENT	RESULTS
12-16	SW Louisiana (H)	W 44-19
1-6	Alabama (H)	W 43-33
1-7	Alabama (H)	W 47-27
1-8	Rice (A)	W 32-29
1-9	Rice (A)	W 38-37
1-13	Ole Miss (A)	L 47-50
1-14	Ole Miss (A)	L 27-40
1-16	Miss. State (A)	L 36-53
1-20	Louisiana Tech (H)	W 54-24
1-21	Louisiana Tech (H)	W 35-34
2-1	Auburn (A)	L 24-37
2-2	Auburn (A)	W 54-34
2-5	Tulane (H)	W 42-31
2-6	Tulane (H)	W 46-42
2-12	Loyola (NO) (H)	W 46-31
2-15	Miss. State (H)	W 42-41
2-16	Miss. State (H)	L 38-39
2-19	Tulane (A)	W 37-31
2-20	Tulane (A)	L 32-52

SEC Tournament - Knoxville, Tenn.

2-26	Kentucky (N)	L 37-57
------	--------------	---------

1937-38 RECORD: 10-10, 7-6
Coach: Harry Rabenhorst

DATE	OPPONENT	RESULTS
12-13	SW Louisiana (H)	W 31-26
12-16	S. California (A)	L 38-54
12-17	S. California (H)	L 26-50
1-7	Rice (H)	L 38-45
1-8	Rice (H)	W 58-38
1-14	Ole Miss (H)	L 48-59
1-15	Ole Miss (H)	L 44-47
1-31	Miss. State (H)	W 38-33
2-1	Miss. State (H)	W 31-22
2-4	Georgia Tech (H)	W 47-35
2-7	Alabama (A)	L 33-41
2-8	Alabama (A)	L 32-33
2-14	Miss. State (A)	W 66-44
2-15	Miss. State (A)	L 46-63
2-18	Tulane (A)	W 44-42
2-19	Tulane (A)	W 31-27
2-25	Tulane (H)	W 42-31
2-26	Tulane (H)	L 39-41

SEC Tournament - Baton Rouge

3-3	Auburn (H)	W 60-34
3-4	Ole Miss (H)	L 41-68

1938-39 RECORD: 13-7, 10-5
Coach: Harry Rabenhorst

DATE	OPPONENT	RESULTS
12-14	Rice (A)	L 32-34
12-15	Rice (A)	W 30-27
1-6	Alabama (H)	W 33-29
1-7	Alabama (H)	L 30-39
1-9	Ole Miss (A)	W 42-41
1-10	Ole Miss (A)	W 42-34
1-30	Miss. State (A)	W 48-32
1-31	Miss. State (A)	L 29-31
2-3	Miss. State (H)	W 47-45
2-4	Miss. State (H)	W 54-33
2-9	Georgia Tech (A)	L 35-37
2-13	Ole Miss (H)	W 50-48
2-14	Ole Miss (H)	W 59-18
2-17	Tulane (H)	W 36-33
2-18	Tulane (H)	

Year-by-Year Results

2-10	Ole Miss (H)	L	33-45
2-15	Tulane (A)	W	34-31
2-16	Tulane (A)	W	35-29
2-22	Tulane (H)	W	42-39
2-23	Tulane (H)	W	40-38

SEC Tournament - Knoxville, Tenn.

2-29	Tulane (N)	W	57-44
------	------------	---	-------

2-29	Alabama (N)	L	25-51
------	-------------	---	-------

1940-41 RECORD: 9-9, 7-5

Coach: Harry Rabenhorst

DATE	OPPONENT	RESULTS
12-10	SW Louisiana (H)	L 30-39
12-16	Bogalusa (H)	W 52-43
	Rice (A)	L 48-60
	Rice (A)	L 33-54
	Baytown (Humble) (A)	W 54-44
1- 6	Alabama (H)	W 37-28
1-10	Ole Miss (A)	W 56-32
1-11	Miss. State (A)	L 26-35
1-13	Alabama (A)	L 32-36
2- 5	Ole Miss (H)	W 67-39
2- 8	Miss. State (H)	W 39-37
2-10	Georgia Tech (A)	W 43-41
2-11	Auburn (A)	L 49-50
2-14	Tulane (H)	L 44-55
2-15	Tulane (H)	L 35-39
2-20	Tulane (A)	W 53-44
2-21	Tulane (A)	W 40-37

SEC Tournament - Louisville, Ky.

2-27	Vanderbilt (N)	L	49-63
------	----------------	---	-------

1941-42 RECORD: 8-7, 8-3

Coach: Harry Rabenhorst

DATE	OPPONENT	RESULTS
12-12	Rice (H)	L 42-54
12-13	Rice (H)	L 37-50
12-18	Texas AGM (H)	L 41-56
1- 6	Ole Miss (A)	W 56-35
1-10	Miss. State (A)	L 41-43
1-12	Alabama (A)	L 28-40
1-17	Ole Miss (H)	L 42-51
1-24	Miss. State (H)	W 51-40
2- 6	Georgia Tech (H)	W 54-41
2-12	Tulane (H)	W 51-46
2-13	Tulane (H)	W 50-49
2-17	Auburn (H)	W 63-49
2-19	Tulane (A)	W 49-44
2-20	Tulane (A)	W 31-21

SEC Tournament - Louisville, Ky.

2-27	Alabama (N) (ot)	L	31-45
------	------------------	---	-------

COACH DALE MOREY 2 SEASONS • 1942-44 28-19 (.596)

1942-43 RECORD: 18-4, 11-2

Coach: Dale Morey

DATE	OPPONENT	RESULTS
	Harding Field (H)	W 92-42
	Rice (A)	L 26-56
	Rice (A)	W 62-60
	Orange Ind. (A)	W 49-23
	Ole Miss (H)	W 54-34
1- 8	Miss. State (H)	L 40-48
	Alabama (A)	W 32-29
	Alabama (A)	W 36-32
	Ole Miss (A)	W 51-39
	Miss. State (A)	W 61-40
	Camp Livingston (H)	W 101-50
	Georgia (A)	W 54-39
	Georgia Navy (A)	W 50-34
	Georgia Tech (A)	L 44-45
	Auburn (A)	W 62-37
2- 1	Tulane (A)	W 91-57
2- 2	Tulane (A)	W 59-57
2-19	Tulane (H)	W 35-34
2-20	Tulane (H)	W 46-40

SEC Tournament - Louisville, Ky.

2-25	Auburn (N)	W	67-38
2-26	Alabama (N)	W	47-41
2-27	Tennessee (N)	L	38-52

1943-44 RECORD: 10-15, 0-4

Coach: Dale Morey

DATE	OPPONENT	RESULTS
12-20	Harding Field (A)	W 54-29
1- 8	Alexandria AB (H)	L 24-28
1-12	Camp Van Dorn (H)	W 51-15
1-14	Houma Navy (H)	W 43-31
1-19	Keesler Field (A)	L 38-56
1-20	Gulfport Field (A)	L 40-44

1-21	Pensacola Navy (A)	L	30-69
1-22	Pensacola Navy (A)	L	37-60
1-26	Harding Field (H)	L	48-50
1-28	Barksdale AFB (H)	L	44-47
2- 1	LSU ASTU (H)	W	37-25
2- 3	Houma Navy (A)	W	36-27
2- 5	Bergstrom Field (H)	W	53-46
2- 8	Camp Van Dorn (A)	W	42-38
2- 9	Tulane (H)	L	42-43
2-10	Tulane (H)	L	37-38
2-11	Alexandria AB (A)	W	42-29
2-12	Selman Field (A)	L	34-36
2-14	Barksdale AFB (A)	W	46-41
2-16	Tulane (A)	L	39-41
2-17	Tulane (A)	L	44-66
2-19	SW Louisiana (H)	L	40-62
2-21	SW Louisiana (H)	L	37-60
2-25	LSU ASTU (H)	W	65-45

SEC Tournament - Louisville, Ky.

3- 3	Kentucky (A)	L	28-55
------	--------------	---	-------

COACH JESSE FATHERREE, A. L. SWANSON 1 SEASON • 1944-45 FATHERREE 11-7 (.611) SWANSON 4-2 (.667)

1944-45 RECORD: 15-9, 3-3

Coaches: Jesse Fatherree, A. L. Swanson

DATE	OPPONENT	RESULTS
	Alexandria AB (A)	L 31-55
1- 5	Alexandria AB (H)	L 54-63
1- 6	SW Louisiana (H)	W 44-42
1- 8	Keesler Field (A)	L 53-60
1- 9	Gulfport Navy (A)	L 41-73
1-13	Camp Polk (H)	W 56-44
1-15	Miss. State (A)	L 39-47
1-16	Jackson AFB (A)	W 50-32
1-17	Louisiana Tech (A)	W 43-38
1-20	DuPont-Ethyl (H)	W 82-52
1-24	SW Louisiana (A)	W 58-44
1-29	Miss. State (H)	W 62-27
2- 1	Tulane (A)	L 43-45
2- 2	Tulane (A)	L 32-44
2- 5	Keesler Field (H)	W 60-57
2- 7	Louisiana Tech (H)	W 83-56
2- 9	Tulane (H)	W 50-44
2-10	Tulane (H)	W 61-55
2-14	Hammond Air Base (A)	W 66-36
2-17	Algiers Navy (H)	W 84-69
2-20	Gulfport Navy (H)	L 62-84
2-23	NW Louisiana (N-Sport)	W 44-40
2-24	NW Louisiana (A)	W 70-34

SEC Tournament - Louisville, Ky.

	Kentucky (A)	L	37-63
--	--------------	---	-------

COACH HARRY RABENHORST 29 SEASONS • 1926-42, 1945-57 340-264 (.563)

1945-46 RECORD: 18-3, 8-0

Coach: Harry Rabenhorst

DATE	OPPONENT	RESULTS
12-12	Texas AGM (H)	W 51-50
12-17	Keesler Field (A)	L 58-69
12-18	Keesler Field (A)	W 78-61
12-19	Pensacola Navy (A)	W 66-58
1- 4	Selman Field (H)	W 63-50
1- 9	Keesler Field (H)	W 58-39
1-11	Miss. State (A)	W 54-30
1-12	Ole Miss (A)	W 53-23
1-14	Alabama (A)	W 48-26
2- 1	Navy (NO) (H)	W 58-47
2- 4	Ole Miss (H)	W 60-35
2- 8	Miss. State (H)	W 73-31
2-11	Louisiana Tech (H)	W 58-43
2-13	Corpus Christi (H)	L 46-51
2-16	Alabama (H)	W 44-30
2-21	Tulane (H)	W 54-45
2-23	Tulane (A)	W 52-36

SEC Tournament - Louisville, Ky.

2-28	Tulane (N)	W	74-29
3- 1	Ole Miss (N)	W	69-34
3- 2	Georgia (N)	W	60-41
3- 2	Kentucky (A)	L	38-59

1946-47 RECORD: 17-4, 8-2

Coach: Harry Rabenhorst

DATE	OPPONENT	RESULTS
12- 4	Keesler Field (H)	W 81-48
12-14	Vanderbilt (H)	W 61-34

At Madison Square Garden

12-19	St. Francis (N-MSG)	W	62-57
-------	---------------------	---	-------

12-21	Canisius (A)	L	50-59
-------	--------------	---	-------

Sugar Bowl Classic - New Orleans

12-30	Tulane (A-SBC)	W	54-51
1- 4	Rice (H)	W	60-35
1-10	Ole Miss (A)	W	54-43
1-11	Miss. State (A)	W	61-57
1-13	Alabama (A)	L	38-45
1-17	Tulane (A)	L	38-40
1-20	Loyola (NO) (A)	W	44-43
1-29	Vanderbilt (Memphis)	W	62-52
2- 3	Ole Miss (H)	W	63-43
2- 7	Alabama (H)	W	54-43
2-14	Miss. State (H)	W	64-49
2-15	Auburn (H)	W	74-53
2-21	Tulane (H)	W	55-40
2-24	Loyola (NO) (H)	W	61-47

SEC Tournament - Louisville, Ky.

2-27	Ole Miss (N)	W	61-36
2-28	Florida (N)	W	60-45
2-28	Tulane (N)	L	50-63

1947-48 RECORD: 8-18, 4-8

Coach: Harry Rabenhorst

DATE	OPPONENT	RESULTS
12- 4	Spring Hill (H)	W 72-43
12- 8	Rice (A)	L 55-58
12- 9	Texas (N-Houston)	L 31-50
12-13	Canisius (A)	L 44-59

At Madison Square Garden

12-15	Long Island (A-MSG)	L	47-67
-------	---------------------	---	-------

Fort Worth Coliseum

12-29	Texas AGM (N-FWC)	L	44-45
-------	-------------------	---	-------

12-30	Hardin-Simm. (N-FWC)	W	62-46
-------	----------------------	---	-------

12-31	TCU (A-FWC)	W	52-46
-------	-------------	---	-------

1- 5	Florida (H)	L	36-38
------	-------------	---	-------

1- 9	Rice (H)	W	43-40
------	----------	---	-------

1-10	Georgia Tech (H)	L	40-52
------	------------------	---	-------

	Tulane (H)	L	42-54
--	------------	---	-------

1-17	Vanderbilt (H)	W	56-54
------	----------------	---	-------

1-19	Loyola (NO) (A)	L	42-49
------	-----------------	---	-------

1-24	Auburn (A)	L	48-51
------	------------	---	-------

1-26	Georgia Tech (A)	W	54-46
------	------------------	---	-------

1-27	Alabama (A)	L	43-49
------	-------------	---	-------

1-31	Miss. State (A)	L	49-53
------	-----------------	---	-------

	Ole Miss (A)	L	37-49
--	--------------	---	-------

2-13	Miss. State (H)	W	65-40
------	-----------------	---	-------

2-16	Loyola (NO) (H)	L	45-46
------	-----------------	---	-------

2-20	Tulane (A)	L	41-50
------	------------	---	-------

2-23	Ole Miss (H)	W	52-50
------	--------------	---	-------

	Tennessee (H)	L	48-56
--	---------------	---	-------

3- 1	Alabama (H)	L	32-37
------	-------------	---	-------

SEC Tournament - Louisville, Ky.

	Kentucky (A)	L	47-63
--	--------------	---	-------

1948-49 RECORD: 15-10, 7-6

Coach: Harry Rabenhorst

DATE	OPPONENT	LSU RANK	OPP RANK	RESULTS
11-28	Keesler Field (H)	NR	NR	W, 85-33
12- 3	Texas (H)	NR	NR	L, 45-60
12- 4	Rice (H)	NR	NR	L, 39-51
12-10	Keesler Field (A)	NR	NR	W, 95-42
12-11	Florida (A)	NR	NR	W, 52-50
12-13	Spring Hill (A)	NR	NR	W, 49-48
12-17	Texas AGM (H)	NR	NR	W, 58-55
12-21	Louisville (A)	NR	NR	L, 44-79
1- 3	Loyola (NO) (A)	NR	NR	W, 56-52
1- 8	Georgia Tech (H)	NR	NR	W, 65-59
1-10	Miss. State (H)	NR	NR	W, 64-40
1-14	Tulane (A)	NR	#8	L, 51-71
1-20	Alabama (H)	NR	NR	W, 51-44
1-29	Miss. State (A)	NR	NR	L, 42-48
1-31	Ole Miss (A)	NR	NR	W, 58-48
2- 3	Alabama (A)	NR	NR	L, 45-56
2- 7	Georgia Tech (A)	NR	NR	W, 72-63
2-12	Ole Miss (H)	NR	NR	W, 49-39
2-14	Loyola (NO) (H)	NR	NR	W, 63-41
2-19	Vanderbilt (A)	NR	NR	L, 51-61
2-21	Tennessee (A)	NR	NR	L, 72-81
2-25	Tulane (H)	NR	#6	L, 45-72

SEC Tournament - Louisville, Ky.

3- 4	Georgia Tech (N)	NR	NR	W, 55-53
3- 4	Vanderbilt (N)	NR	NR	W, 60-56
3- 5	Tulane (N)	NR	#7	L, 63-72

1949-50 RECORD: 13-12, 5-8

Coach: Harry Rabenhorst

DATE	OPPONENT	LSU RANK	OPP RANK	RESULTS
11-25	Keesler Field (H)	NR	NR	W, 62-46
11-29	Pensacola Navy (H)	NR	NR	W, 69-48
12- 3	St. Joseph's (Pa.) (A)	NR	NR	L, 59-61

At Madison Square Garden

12- 6	St. John's (A-MSG)	NR	NR	L, 49-80
-------	--------------------	----	----	----------

12- 9	Arkansas (H)	NR	NR	W, 62-46
-------	--------------	----	----	----------

SEC Champions NCAA Final Four 1952-53 RECORD: 22-3, 13-0

Coach: Harry Rabenhorst

DATE	OPPONENT	LSU RANK	OPP RANK	RESULTS
12-5	Birmingham So. (H)	NR	NR	W, 98-38
12-6	Pensacola Navy (H)*			W, 107-59
12-8	SW College (Tenn.) (H)	NR	NR	W, 124-33
	Miami (Fla.) (H)	NR	NR	W, 86-58
12-17	Alabama (A)	#10	NR	W, 58-45
12-22	Tulsa (A)	#10	#15	L, 58-84
Sugar Bowl Classic - New Orleans				
12-29	Villanova (N-SBC)	#8	NR	W, 100-94
12-30	Saint Louis (N-SBC)	#17	NR	W, 70-67
1-5	Vanderbilt (H)	#17	NR	W, 74-61
1-10	Miss. State (A)	#11	NR	W, 75-55
1-12	Ole Miss (A)	#11	NR	W, 67-66
1-16	Loyola (NO) (A)	#14	NR	W, 58-52
1-19	Georgia (A)	#14	NR	W, 55-50
1-26	Tulsa (H)	#14	#11	W, 55-51
1-31	Tennessee (H)	#11	NR	W, 95-59
2-7	Tulane (H)	#10	NR	W, 48-31
2-10	Florida (A)	#8	NR	W, 68-56
2-14	Auburn (A)	#8	NR	W, 65-57
2-16	Pensacola Navy (A)*	#6	NR	W, 71-60
2-21	Georgia Tech (H)	#6	NR	W, 76-52
2-23	Ole Miss (H)	#6	NR	W, 63-48
2-27	Miss. State (H)	#6	NR	W, 82-47
3-6	Tulane (A)	#5	NR	W, 53-52

NCAA Tournament - Raleigh, N.C.

3-13	Lebanon Valley (N)	#7	NR	W, 89-76
3-14	Holy Cross (N)	#7	NR	W, 81-73

NCAA Final Four - Kansas City

3-17	Indiana (N)	#7	#1	L, 67-90
3-18	Washington (N)	#7	#4	L, 69-88

SEC Champions 1953-54 RECORD: 20-5, 14-0

Coach: Harry Rabenhorst

DATE	OPPONENT	LSU RANK	OPP RANK	RESULTS
12-5	Pensacola Navy (H)*			W, 109-68
12-7	La. College (H)	NR	NR	W, 128-74
12-12	Kansas (H)	#10	#5	W, 68-63
12-15	Texas AGM (H)	#5	NR	W, 77-56
12-19	Wisconsin (H)	#5	NR	L, 66-82
12-21	Northwestern (H)	#5	NR	W, 79-51
Sugar Bowl Classic - New Orleans				
12-28	Fordham (N-SBC)	#14	#7	W, 65-49
12-29	Holy Cross (N-SBC)	#18	#12	L, 56-66
1-5	Loyola (NO) (H)	NR	NR	W, 69-65
1-8	Georgia (H)	NR	NR	W, 97-62
1-9	Georgia (H)	NR	NR	W, 100-53
1-11	Florida (H)	NR	NR	W, 91-59
1-16	Tennessee (A)	#16	NR	W, 75-62
1-30	Miss. State (H)	#14	NR	W, 65-54
2-1	Ole Miss (H)	#14	NR	W, 53-52
2-6	Tulane (H)	#17	NR	W, 66-47
2-13	Georgia Tech (A)	#17	NR	W, 89-54
2-15	Vanderbilt (A)	#17	NR	W, 82-69
2-20	Auburn (H)	#13	NR	W, 77-59
2-22	Alabama (H)	#13	NR	W, 79-61
2-27	Miss. State (A)	#12	NR	W, 61-57
3-1	Ole Miss (A)	#12	NR	W, 76-53
3-6	Tulane (A)	#7	NR	W, 63-52

SEC Playoff - Nashville, Tenn.

3-9	Kentucky (N)	#8	#1	L, 56-63
3-12	Penn State (N)	#8	NR	L, 70-78
3-13	Indiana (N)	#8	#2	L, 62-73

1954-55 RECORD: 6-18, 3-11

Coach: Harry Rabenhorst

DATE	OPPONENT	LSU RANK	OPP RANK	RESULTS
12-1	La. College (H)	NR	NR	W, 80-63
12-4	Kentucky (A)	NR	NR	L, 58-74
12-6	Kansas (A)	NR	NR	L, 58-83
12-11	Rice (H)	NR	NR	L, 72-79
12-13	Texas AGM (H)	NR	NR	W, 73-61
12-18	Wisconsin (A)	NR	NR	L, 69-107
12-20	Northwestern (A)	NR	NR	L, 66-83
1-3	North Carolina (H)	NR	NR	W, 84-77
1-8	Georgia (A) (ot)	NR	NR	L, 70-76
1-10	Florida (A)	NR	NR	L, 73-78
1-15	Tennessee (H)	NR	NR	L, 68-76
1-17	Kentucky (H)	NR	#1	L, 62-94
1-20	Texas AGM (A)	NR	NR	L, 47-58
1-29	Miss. State (A)	NR	NR	W, 67-63
1-31	Ole Miss (A)	NR	NR	L, 69-89
2-5	Tulane (H)	NR	NR	L, 57-81

2-7	Loyola (NO) (A)	NR	NR	L, 68-75
2-12	Georgia Tech (H) (ot)	NR	NR	L, 72-79
2-14	Vanderbilt (H)	NR	#20	W, 66-59
2-19	Auburn (A)	NR	NR	L, 71-75
2-21	Alabama (A)	NR	NR	L, 51-71
2-26	Miss. State (H)	NR	NR	L, 80-84
2-28	Ole Miss (H)	NR	NR	W, 68-85
3-4	Tulane (A)	NR	NR	L, 53-82

1955-56 RECORD: 7-17, 5-9

Coach: Harry Rabenhorst

DATE	OPPONENT	LSU RANK	OPP RANK	RESULTS
12-1	La. College (H)	NR	NR	L, 79-84
12-3	Kentucky (H)	NR	NR	L, 52-62
12-5	SW College (Tenn.) (H)	NR	NR	W, 72-59
12-10	Texas AGM (A)	NR	NR	L, 59-73
12-12	Rice (A)	NR	NR	L, 60-85
12-17	Loyola (NO) (H)	NR	NR	L, 65-71

Gate Bowl Tournament - Jacksonville, Fla.

12-28	Clemson (N-GBT)	NR	NR	L, 95-100
12-29	Georgia (N-GBT)	NR	NR	W, 91-86
1-3	North Carolina (A)	NR	#5	L, 69-95
1-5	Saint Louis (H)	NR	NR	L, 79-110
1-7	Georgia (H)	NR	NR	W, 96-77
	Florida (H)	NR	NR	W, 91-80
1-14	Kentucky (A)	NR	#5	L, 65-107
1-16	Tennessee (A)	NR	NR	L, 82-91
1-30	Tulane (H)	NR	NR	W, 87-66
2-4	Miss. State (H)	NR	NR	L, 78-87
2-6	Ole Miss (H)	NR	NR	W, 100-76
2-11	Vanderbilt (A)	NR	#4	L, 68-107
2-13	Georgia Tech (A)	NR	NR	L, 74-97
	Auburn (H)	NR	NR	L, 71-80
	Alabama (H)	NR	#7	L, 59-77
2-25	Miss. State (A)	NR	NR	W, 79-71
2-27	Ole Miss (A)	NR	NR	L, 70-81
3-2	Tulane (A)	NR	NR	L, 68-81

1956-57 RECORD: 6-19, 1-13

Coach: Harry Rabenhorst

DATE	OPPONENT	LSU RANK	OPP RANK	RESULTS
12-3	La. College (H)	NR	NR	W, 89-81
12-6	Birmingham So. (H)	NR	NR	W, 60-59
12-8	Loyola (NO) (H) (ot)	NR	NR	L, 73-77
12-10	Rice (H)	NR	NR	L, 72-87
12-13	SW College (Tenn.) (A)	NR	NR	W, 91-77
12-15	Saint Louis (A)	NR	NR	L, 52-86
12-19	Baylor (H)	NR	NR	W, 84-76
12-22	Loyola (NO) (A)	NR	NR	L, 68-75

La. Invitational - Shreveport

12-27	VMI (N-L)	NR	NR	W, 88-67
12-28	Centenary (A-L)	NR	NR	L, 75-83
12-29	NW Louisiana (N-L)	NR	NR	L, 75-103
1-6	Georgia (A)	NR	NR	L, 70-78
1-8	Florida (A)	NR	NR	L, 50-74
1-12	Kentucky (H)	NR	#3	L, 46-51
1-14	Tennessee (H)	NR	#16	W, 62-61
1-18	Tulane (H) (ot)	NR	NR	L, 64-66
2-1	Miss. State (A)	NR	NR	L, 72-81
2-2	Ole Miss (A)	NR	NR	L, 73-79
2-9	Vanderbilt (H)	NR	#18	L, 66-78
2-11	Georgia Tech (H)	NR	NR	L, 60-87
2-16	Auburn (A)	NR	NR	L, 62-99
2-18	Alabama (A)	NR	NR	L, 70-82
2-22	Miss. State (H)	NR	#19	L, 76-94
2-23	Ole Miss (H)	NR	NR	L, 76-83
3-1	Tulane (A)	NR	NR	L, 51-59

COACH JAY MCCREARY 8 SEASONS • 1957-65 82-115 (.416)

1957-58 RECORD: 7-18, 3-11

Coach: Jay McCreary

DATE	OPPONENT	LSU RANK	OPP RANK	RESULTS
12-3	St. Mary's (Texas) (H)	NR	NR	W, 68-61
	La. College (H)	NR	NR	W, 66-62
	Rice (A)	NR	#16	L, 56-81
	Miami (Fla.) (H)	NR	NR	L, 65-73
12-16	Texas Tech (H)	NR	NR	L, 72-79
	Florida St. (H)	NR	NR	W, 67-65

Carousel Invitational - Charlotte, N.C.

12-19	Lafayette (N-C)	NR	NR	W, 80-72
12-20	Alabama (N-C)	NR	NR	L, 50-60
12-21	Tennessee (N-C)	NR	NR	L, 62-63
12-23	Loyola (NO) (A)	NR	NR	L, 62-94
	Georgia (H)	NR	NR	W, 58-59
	Florida (H)	NR	NR	L, 57-81
	Kentucky (A)	NR	#9	L, 52-97
	Tennessee (A)	NR	#13	L, 53-75

1-17	Tulane (A)	NR	NR	W, 69-63
	Loyola (NO) (H)	NR	NR	L, 70-82
	Miss. State (H)	NR	#14	L, 54-71
	Ole Miss (H)	NR	NR	L, 63-76
	Vanderbilt (A)	NR	NR	L, 60-78
	Georgia Tech (A)	NR	NR	L, 61-88
2-28	Tulane (A)	NR	NR	W, 67-63
	Auburn (H)	NR	#16	L, 58-76
	Alabama (H)	NR	NR	W, 58-49
	Miss. State (A)	NR	#15	L, 72-95
	Ole Miss (A)	NR	NR	L, 78-85

1958-59 RECORD: 10-15, 2-12

Coach: Jay McCreary

DATE	OPPONENT	LSU RANK	OPP RANK	RESULTS
12-4	Birmingham So. (H)	NR	NR	W, 79-72
12-9	Arkansas (N-S port)	NR	NR	W, 67-58
12-11	La. College (H)	NR	NR	W, 59-53
12-13	Rice (H)	NR	NR	L, 56-64
12-15	Texas (H)	NR	NR	W, 52-47
12-17	Loyola (NO) (H)	NR	NR	W, 78-68
12-19	Texas Tech (A)	NR	NR	L, 60-73
12-27	Florida St. (A)	NR	NR	L, 67-82

Gate Bowl Tournament - Jacksonville, Fla.

12-29	Georgia (N-GBT)	NR	NR	W, 63-60
12-30	Ole Miss (N-GBT)	NR	NR	W, 69-55
1-3	Georgia (A)	NR	NR	W, 79-66
1-5	Florida (A)	NR	NR	L, 63-69
1-10	Kentucky (H)	NR	#1	L, 61-76
1-12	Tennessee (H)	NR	#17	L, 58-85
1-16	Tulane (H)	NR	NR	L, 59-69
1-27	Loyola (NO) (A)	NR	NR	W, 70-68
1-31	Miss. State (A)	NR	#11	L, 71-78
2-2	Ole Miss (A)	NR	NR	L, 69-80
2-7	Vanderbilt (H)	NR	NR	L, 57-72
2-9	Georgia Tech (H)	NR	NR	L, 63-64
2-14	Auburn (A)	NR	#4	L, 67-115
2-16	Alabama (A)	NR	NR	L, 64-89
2-21	Miss. State (H)	NR	#5	L, 67-75
2-23	Ole Miss (H)	NR	NR	W, 99-93
2-27	Tulane (A)	NR	NR	L, 65-77

1959-60 RECORD: 5-18, 3-11

Coach: Jay McCreary

DATE	OPPONENT	LSU RANK	OPP RANK	RESULTS
12-1	Florida State (H)	NR	NR	W, 89-78
12-4	La. College (H)	NR	NR	W, 73-68
12-10	Loyola (NO) (H) (ot)	NR	NR	L, 65-66
12-12	Rice (A)	NR	NR	L, 57-71
12-14	Texas (A)	NR	NR	L, 67-84
12-18	Texas Tech (H)	NR	NR	L, 65-72

Gate Bowl Tournament - Jacksonville, Fla.

12-29	Georgia (N-GBT)	NR	NR	L, 67-79
12-30	Jacksonville (A-GBT)	NR	NR	L, 63-72
1-2	Florida (H)	NR	NR	L, 63-73
1-4	Georgia (H)	NR	NR	W, 81-77
1-9	Kentucky (A)	NR	NR	L, 45-77
1-11	Tennessee (A)	NR	NR	L, 79-103
1-27	Loyola (NO) (A)	NR	NR	L, 64-74
1-30	Miss. State (H)	NR	NR	L, 60-71
2-1	Ole Miss (H)	NR	NR	L, 61-76
2-6	Vanderbilt (A)	NR	NR	L, 68-80
2-8	Georgia Tech (A)	NR	#6	L, 56-76
2-13	Auburn (H)	NR	#17	L, 61-63
2-15	Alabama (H)	NR	NR	W, 66-53
2-20	Miss. State (A)	NR	NR	W, 69-64
2-22	Ole Miss (A)	NR	NR	L, 70-90
2-25	Tulane (H)	NR	NR	L, 58-72
3-2	Tulane (A)	NR	NR	L, 54-64

1960-61 RECORD: 11-14, 6-8

Coach: Jay McCreary

DATE	OPPONENT
------	----------

Year-by-Year Results

1-29	Loyola (NO) (A)	NR	NR	W, 73-62
1-31	Miss. State (H)	NR	NR	W, 87-71
2-1	Ole Miss (H)	NR	NR	W, 77-87
2-7	Georgia Tech (A)	NR	NR	L, 49-51
2-8	Vanderbilt (A)	NR	#8	L, 64-66
2-15	Auburn (H)	NR	NR	W, 86-66
2-17	Alabama (H)	NR	NR	L, 70-72
2-21	Miss. State (A)	NR	NR	W, 63-60
2-22	Ole Miss (A)	NR	NR	W, 86-80
2-28	Tulane (A)	NR	NR	L, 68-80

1964-65 RECORD: 12-14, 7-9

Coach: Jay McCreary

DATE	OPPONENT	LSU RANK	OPP RANK	RESULTS
12-1	Loyola (NO) (H)	NR	NR	W, 88-78
12-5	Baylor (H)	NR	NR	L, 72-84
12-7	Texas (H)	NR	NR	W, 83-75
12-12	SMU (A)	NR	NR	L, 75-98

Evansville (Ind.) Tourname't

12-18	Denver (N-ET)	NR	NR	W, 88-82
12-19	Evansville (A-ET)	NR	NR	L, 73-93

All-College Tournament - Oklahoma City

12-28	Xavier (Ohio) (N-ACT)	NR	NR	L, 87-93
12-29	Rice (N-ACT)	NR	NR	W, 79-63
12-30	Creighton (N-ACT)	NR	NR	L, 79-93
1-2	Georgia (H)	NR	NR	W, 70-69
1-4	Florida (A)	NR	NR	L, 62-102
1-9	Kentucky (H)	NR	NR	L, 66-79
1-11	Tennessee (H)	NR	NR	L, 54-58
1-13	Tulane (H)	NR	NR	W, 73-87
1-30	Miss. State (A)	NR	NR	L, 74-76
2-1	Ole Miss (A)	NR	NR	W, 58-56
2-6	Alabama (H)	NR	NR	W, 67-64
2-8	Vanderbilt (H)	NR	#9	L, 85-96
2-10	Loyola (NO) (A)	NR	NR	W, 89-76
2-13	Auburn (A)	NR	NR	L, 80-101
	Alabama (A)	NR	NR	L, 78-90
2-20	Miss. State (H)	NR	NR	W, 94-76
2-22	Ole Miss (H)	NR	NR	W, 60-56
2-27	Tulane (A)	NR	NR	W, 77-74
3-6	Tennessee (A)	NR	NR	L, 60-83
3-8	Vanderbilt (A)	NR	#5	L, 60-106

**COACH FRANK TRUITT
1 SEASON • 1965-66
6-20 (.231)**

1965-66 RECORD: 6-20, 2-14

Coach: Frank Truitt

DATE	OPPONENT	LSU RANK	OPP RANK	RESULTS
12-1	Loyola (NO) (H)	NR	NR	L, 61-72
12-6	Texas (A)	NR	NR	W, 76-66
12-9	Loyola (NO) (A)	NR	NR	W, 88-84
12-10	SMU (H)	NR	NR	W, 91-88
12-15	Houston (A)	NR	NR	L, 87-110
12-16	Rice (A)	NR	NR	W, 85-80
12-23	Stanford (A)	NR	NR	L, 69-91

Los Angeles Classic

12-27	UCLA (A-LAC)	NR	NR	L, 89-95
12-29	St. John's (N-LAC)	NR	NR	L, 62-102
12-30	Northwestern (N-LAC)	NR	NR	L, 86-92
1-1	Georgia (A)	NR	NR	L, 52-92
1-3	Ole Miss (A)	NR	NR	L, 80-81
1-8	Auburn (H)	NR	NR	L, 66-74
1-10	Miss. State (H)	NR	NR	L, 71-74
1-24	Kentucky (A)	NR	#2	L, 85-111
1-29	Vanderbilt (A)	NR	#4	L, 66-98
1-31	Tennessee (A)	NR	NR	L, 59-87
2-2	Tulane (H)	NR	NR	L, 69-82
2-5	Miss. State (A)	NR	NR	L, 61-66
2-7	Alabama (A)	NR	NR	L, 62-66
2-12	Ole Miss (H)	NR	NR	W, 92-68
2-14	Tennessee (H)	NR	NR	L, 64-74
2-19	Alabama (H)	NR	NR	L, 73-81
2-26	Vanderbilt (H)	NR	#5	L, 84-102
2-28	Florida (H)	NR	NR	W, 86-73
3-5	Tulane (A)	NR	NR	L, 78-86

**COACH PRESS MARAVICH
6 SEASONS • 1966-72
76-82 (.469)**

1966-67 RECORD: 3-23, 1-17

Coach: Press Maravich

DATE	OPPONENT	LSU RANK	OPP RANK	RESULTS
12-1	SE Louisiana (H)	NR	NR	L, 88-89
12-3	Tampa (A)	NR	NR	W, 74-72
12-6	Texas (H)	NR	NR	L, 78-114
12-9	Loyola (NO) (A) [2 ot]	NR	NR	L, 86-87

12-14	Tulane (H)	NR	NR	W, 93-83
12-17	Miss. State (A)	NR	NR	L, 84-98
12-19	Ole Miss (A)	NR	NR	L, 67-74

Polinetta Classic - Greenville, S.C.

12-29	Clemson (N-PC)	NR	NR	L, 82-92
12-30	Rice (N-PC)	NR	NR	L, 69-88
1-3	Auburn (A)	NR	NR	L, 59-70
1-7	Florida (H)	NR	NR	L, 70-87
1-9	Georgia (H)	NR	NR	W, 87-85
1-12	Tulane (A)	NR	NR	L, 89-99
1-14	Alabama (A) [ot]	NR	NR	L, 74-76
1-28	Kentucky (A)	NR	NR	L, 72-102
1-30	Vanderbilt (A)	NR	#9	L, 77-79
2-4	Kentucky (A)	NR	NR	L, 84-105
2-6	Tennessee (H)	NR	NR	L, 59-76
2-8	Auburn (H)	NR	NR	L, 63-80
2-11	Florida (A)	NR	NR	L, 71-95
2-13	Georgia (A)	NR	NR	L, 65-78
2-18	Alabama (H)	NR	NR	L, 77-86
2-20	Miss. State (H)	NR	NR	L, 64-66
2-25	Ole Miss (H)	NR	NR	L, 77-89
3-4	Tennessee (A)	NR	NR	L, 60-87
3-6	Vanderbilt (A)	NR	#8	L, 66-75

1967-68 RECORD: 14-12, 8-10

Coach: Press Maravich

DATE	OPPONENT	LSU RANK	OPP RANK	RESULTS
12- 2	Tampa (H)	NR	NR	W, 97-81
12- 4	Texas (A)	NR	NR	W, 87-74
12- 9	Loyola (NO) (H)	NR	NR	W, 90-56

Milwaukee Classic

12-15	Wisconsin (A-MC)	NR	NR	L, 94-96
12-16	Florida State (N-MC)	NR	NR	L, 100-130
12-19	Ole Miss (H)	NR	NR	W, 81-68
12-22	Miss. State (H)	NR	NR	W, 111-87
12-30	Alabama (H)	NR	NR	W, 81-70
1- 3	Auburn (H)	NR	NR	W, 76-72
1- 6	Florida (A)	NR	NR	L, 90-97
1- 8	Georgia (A)	NR	NR	W, 79-76
1-11	Tulane (A)	NR	NR	W, 100-91
1-24	Clemson (H)	NR	NR	W, 104-81
1-27	Kentucky (H)	NR	#9	L, 95-121
1-29	Vanderbilt (H)	NR	#7	L, 91-99
2- 3	Kentucky (A)	NR	#10	L, 96-109
2- 5	Tennessee (H)	NR	#6	L, 67-87
2- 7	Auburn (A)	NR	NR	L, 69-74
2-10	Florida (H) [ot]	NR	NR	W, 93-92
2-12	Georgia (H)	NR	NR	L, 73-78
2-17	Alabama (A)	NR	NR	W, 99-89
2-19	Miss. State (A)	NR	NR	W, 94-83
2-21	Tulane (H)	NR	NR	W, 99-92
2-24	Ole Miss (A)	NR	NR	L, 85-87
3- 2	Tennessee (A)	NR	NR	L, 71-74
3- 4	Vanderbilt (A)	NR	NR	L, 86-115

1968-69 RECORD: 13-13, 7-11

Coach: Press Maravich

DATE	OPPONENT	LSU RANK	OPP RANK	RESULTS
12- 2	Loyola (NO) (A)	NR	NR	W, 109-82
12- 7	Clemson (A)	NR	NR	W, 86-85
12-14	Tulane (H) [2 ot]	NR	NR	L, 99-101
12-18	Florida (H) [ot]	NR	NR	W, 93-89
12-21	Georgia (H)	NR	NR	W, 98-89

All-College Tournament - Oklahoma City

12-26	Wyoming (N-ACT)	NR	NR	W, 84-78
12-28	Oklahoma City (A-ACT)	NR	NR	W, 101-85
12-30	Duquesne (N-ACT)	NR	NR	W, 94-91
1- 4	Alabama (A)	NR	NR	L, 82-85
1- 9	Vanderbilt (A)	NR	NR	L, 92-94
1-11	Auburn (A)	NR	NR	L, 71-90
1-25	Kentucky (H)	NR	#5	L, 96-108
1-27	Tennessee (H)	NR	NR	L, 68-81
1-31	Pittsburgh (H)	NR	NR	W, 120-79
2- 1	Ole Miss (H) [ot]	NR	NR	L, 81-94
2- 3	Miss. State (H)	NR	NR	W, 95-71
2- 8	Alabama (H)	NR	NR	W, 81-75
2-10	Tulane (A)	NR	NR	L, 94-110
2-12	Florida (A)	NR	NR	L, 79-95
2-15	Auburn (H)	NR	NR	W, 93-81
2-17	Vanderbilt (H)	NR	NR	L, 83-85
2-22	Kentucky (A)	NR	#6	L, 89-103
2-24	Tennessee (A)	NR	#17	L, 63-87
3- 1	Ole Miss (A)	NR	NR	L, 76-78
3- 3	Miss. State (A)	NR	NR	W, 99-89
3- 8	Georgia (A) [2 ot]	NR	NR	W, 90-80

**NIT Final Four
1969-70 RECORD: 22-10, 13-5**

Coach: Press Maravich

DATE	OPPONENT	LSU RANK	OPP RANK	RESULTS
12-1	Athletes in Action (H)*			W, 71-68
12-4	Oregon State (H)	NR	NR	W, 94-72
12-9	Loyola (NO) (H)	NR	NR	W, 100-87
12-11	Vanderbilt (H)	NR	NR	W, 109-86
12-13	Tulane (A)	NR	NR	W, 97-91
12-18	S. California (H)	#15	#13	L, 98-101
12-20	Clemson (A)	#15	NR	W, 111-103
12-22	Oregon State (A)	#15	NR	W, 76-68
12-23	UCLA (A)	NR	#2	L, 84-133

Rainbow Classic - Honolulu, Hawaii

12-27	SUB PAC (A-RC)*			W, 88-80
12-29	St. John's (N-RC)	NR	NR	W, 80-70
12-30	Yale (N-RC)	NR	NR	L, 94-97
1- 3	Alabama (H)	NR	NR	W, 90-83
1-10	Auburn (H)	NR	NR	L, 70-79
1-24	Kentucky (A)	NR	#2	L, 96-109
1-26	Tennessee (H)	NR	NR	W, 71-59
1-31	Ole Miss (H)	NR	NR	W, 109-86
2- 2	Miss. State (H)	NR	NR	W, 109-91
2- 4	Florida (A)	NR	NR	W, 97-75
2- 7	Alabama (A)	NR	NR	L, 104-106
2- 9	Tulane (H)	NR	NR	W, 127-114
2-11	Florida (H)	NR	NR	W, 94-85
2-14	Vanderbilt (A)	NR	NR	W, 99-89
2-16	Auburn (A)	NR	NR	W, 70-64
2-18	Georgia (H)	NR	NR	W, 88-86
2-21	Kentucky (H)	NR	#2	L, 105-121
2-23	Tennessee (A)	NR	NR	L, 87-88
2-28	Ole Miss (A)	NR	NR	W, 103-90
3- 2	Miss. State (A)	NR	NR	W, 97-87
3- 7	Georgia (A)	NR	NR	W, 99-88

NIT - New York City

3-15	Georgetown (N)	NR	NR	W, 83-82
3-17	Oklahoma (N)	NR	NR	W, 97-94
3-19	Marquette (N)	NR	#8	L, 73-101
3-21	Army (N)	NR	NR	L, 68-75

1970-71 RECORD: 14-12, 10-8

Coach: Press Maravich

DATE	OPPONENT	LSU RANK	OPP RANK	RESULTS
12- 1	Loyola (A)	NR	NR	W, 109-103
12-16	Tulane (H)	NR	NR	W, 94-79
12-18	Florida (H)	NR	NR	W, 87-77
12-21	Georgia (H)	NR	NR	W, 97-76

All-College Tournament - Oklahoma City

12-26	DePaul (N-ACT)	NR	NR	W, 91-72
12-28	Montana St. (N-ACT)	NR	NR	W, 89-77
12-30	Utah State (N-ACT)	NR	#19	L, 81-87
1- 2	S. California (A) [ot]	NR	#4	L, 76-80
1- 4	Alabama (A)	NR	NR	L, 87-101
1- 7	Baylor (H)	NR	NR	L, 83-90
1- 9	Auburn (A)	NR	NR	W, 106-92
1-23	Kentucky (H)	NR	#12	L, 79-82
1-25	Tennessee (H)	NR	#8	W, 80-70
1-30	Ole Miss (H)	NR	NR	L, 90-113
2- 1	Miss. State (H)	NR	NR	W, 90-71
2- 3	Tulane (A)	NR	NR	L, 86-93
2- 6	Alabama (H)	NR	NR	W, 107-78
2-10	Florida (A)	NR	NR	W, 86-74
2-13	Vanderbilt (H)	NR	NR	L, 75-81
2-15	Auburn (H)	NR	NR	W, 114-94
2-20	Kentucky (A)	NR	#12	L, 73-110
2-22	Tennessee (A)	NR	NR	L, 67-88
2-27	Ole Miss (A)	NR	NR	L, 54-62
3- 1	Miss. State (A)	NR	NR	L, 70-78
3- 4	Vanderbilt (A)	NR	NR	W, 87-85
3- 6	Georgia (A)	NR	NR	W, 69-66

1971-72 RECORD: 10-16, 6-12

Coach: Press Maravich

DATE	OPPONENT
------	----------

12-20	Duke (N-CC)	NR	NR	W, 105-95
12-21	S. Carolina (A-CC)	NR	#14	L, 64-77
12-27	St. Peter's (H)	NR	NR	W, 113-101
12-28	Texas (H)	NR	NR	L, 63-78
1-4	Kentucky (A)	NR	#9	L, 80-115
1-6	Florida (H)	NR	NR	W, 92-91
1-11	Vanderbilt (A)	NR	NR	L, 82-91
1-16	Miss. State (H)	NR	NR	L, 84-93
1-18	Alabama (A)	NR	#7	L, 67-93
1-20	Georgia (A)	NR	NR	W, 90-89
1-25	Auburn (H)	NR	#20	L, 79-87
1-27	Tennessee (A)	NR	NR	L, 79-99
2-1	Ole Miss (H)	NR	NR	W, 94-86
2-3	Kentucky (H)	NR	#5	L, 76-77
2-9	Florida (A)	NR	NR	L, 76-92
2-10	Vanderbilt (H)	NR	NR	L, 74-83
2-15	Miss. State (A)	NR	NR	L, 71-79
2-17	Alabama (H)	NR	#7	L, 78-80
2-22	Georgia (H) (ot)	NR	NR	W, 96-90
2-24	Auburn (A)	NR	NR	L, 96-110
3-1	Tennessee (H)	NR	NR	W, 94-87
3-8	Ole Miss (A)	NR	NR	W, 91-86

1975-76 RECORD: 12-14, 5-13

Coach: Dale Brown

DATE	OPPONENT	LSU RANK	OPP RANK	RESULTS
11-18	Yugoslavia (H)*			W, 100-90
La. Classic - Baton Rouge				
11-28	CCNY (H-LC)	NR	NR	W, 109-73
11-29	California (H-LC)	NR	NR	W, 85-68
12-3	Tulane (A)	NR	NR	W, 79-65
12-6	Nevada-Reno (H)	NR	NR	W, 94-74
12-22	Farleigh-Dickinson (H)	NR	NR	W, 93-70
12-23	Cornell (H)	NR	NR	W, 87-71
12-27	Stanford (H)	NR	NR	W, 89-65
12-30	DePaul (H)	NR	NR	L, 67-70
1-3	Auburn (H)	NR	NR	L, 86-102
1-5	Florida (H)	NR	NR	W, 85-79
1-10	Ole Miss (H)	NR	NR	W, 100-75
1-17	Alabama (A)	NR	#11	L, 75-113
1-19	Miss. State (A)	NR	NR	L, 83-90
1-24	Georgia (H)	NR	NR	L, 79-83
1-26	Tennessee (H)	NR	#10	L, 92-105
1-31	Vanderbilt (A)	NR	NR	L, 90-103
2-2	Kentucky (A)	NR	NR	L, 71-85
2-7	Ole Miss (A)	NR	NR	W, 87-57
2-14	Alabama (H)	NR	#11	L, 74-78
2-16	Miss. State (H)	NR	NR	W, 80-69
2-21	Georgia (A)	NR	NR	L, 70-75
2-23	Tennessee (A)	NR	#9	L, 71-80
2-28	Vanderbilt (H)	NR	NR	W, 89-75
3-1	Kentucky (H)	NR	NR	L, 70-85
3-6	Auburn (A)	NR	NR	L, 80-90
3-8	Florida (A)	NR	NR	L, 81-94

1976-77 RECORD: 15-12, 8-10

Coach: Dale Brown

DATE	OPPONENT	LSU RANK	OPP RANK	RESULTS
11-19	Athletes in Action (H)*			L, 53-76
11-26	Tulane (H)	NR	NR	W, 94-85
12-4	S. California (H)	NR	NR	W, 87-76
12-6	Samford (H)	NR	NR	W, 100-89
12-8	Niagara (H)	NR	NR	W, 82-68
12-17	Oklahoma City (H)	NR	NR	W, 89-77
12-20	Pacific (A)	NR	NR	L, 76-89
12-22	California (A)	NR	NR	W, 69-67
12-27	Montana St. (H)	NR	NR	W, 101-60
12-28	Villanova (H)	NR	NR	L, 68-76
1-3	Ole Miss (H)	NR	NR	W, 75-68
1-8	Alabama (A)	NR	#4	L, 77-80
1-12	Miss. State (A)	NR	NR	L, 77-80
1-15	Tennessee (H)	NR	NR	L, 102-108
1-17	Georgia (H)	NR	NR	W, 97-77
1-22	Kentucky (A)	NR	#6	L, 72-87
1-24	Vanderbilt (A)	NR	#20	L, 67-78
1-29	Auburn (H)	NR	NR	W, 77-73
1-31	Florida (H)	NR	NR	L, 68-83
2-5	Alabama (H) (ot)	NR	#8	L, 70-77
2-7	Miss. State (H)	NR	NR	W, 71-66
2-12	Tennessee (A)	NR	#11	L, 64-91
2-14	Georgia (A)	NR	NR	W, 75-69
2-19	Kentucky (H)	NR	#2	L, 76-90
2-21	Vanderbilt (H)	NR	NR	W, 95-74
2-26	Auburn (A)	NR	NR	W, 86-76
2-28	Florida (A)	NR	NR	W, 79-74
3-5	Ole Miss (A)	NR	NR	L, 68-90

1977-78 RECORD: 18-9, 12-6

Coach: Dale Brown

DATE	OPPONENT	LSU RANK	OPP RANK	RESULTS
11-15	Soviet Union (H)* (2 ot)			W, 99-86
11-28	New Orleans (H)	NR	NR	L, 69-73
11-30	Washington State (H)	NR	NR	W, 83-58
12-3	Oral Roberts (A)	NR	NR	W, 68-60
12-5	Texas (A)	NR	NR	L, 66-82
12-7	Tulane (H)	NR	NR	W, 120-88
12-18	Tulane (A)	NR	NR	W, 83-74
12-21	DePaul (H)	NR	NR	W, 68-67
12-22	Rice (H)	NR	NR	W, 97-68
12-29	Arkansas (H)	NR	#3	L, 62-67
1-2	Miss. State (A) (ot)	NR	NR	L, 82-84
1-4	Alabama (A)	NR	NR	L, 67-70
1-7	Georgia (H)	NR	NR	W, 96-78
1-9	Tennessee (H)	NR	NR	W, 121-87
1-14	Kentucky (A)	NR	#1	L, 76-96
1-16	Vanderbilt (A)	NR	NR	W, 77-55
1-21	Florida (H)	NR	NR	L, 70-74
1-23	Auburn (H)	NR	NR	W, 90-79
1-28	Ole Miss (A)	NR	NR	W, 74-61
2-4	Georgia (A)	NR	NR	W, 89-68
2-6	Tennessee (A)	NR	NR	W, 101-86
2-11	Kentucky (H) (ot)	NR	#1	W, 95-94
2-13	Vanderbilt (H)	NR	NR	W, 80-73
2-18	Florida (A)	NR	NR	L, 72-73
2-20	Auburn (A) (ot)	NR	NR	W, 101-95
2-25	Ole Miss (H)	NR	NR	W, 94-75
3-4	Miss. State (H)	NR	NR	L, 67-68
3-6	Alabama (H)	NR	NR	W, 103-85

SEC Champions 1978-79 RECORD: 23-6, 14-4

Coach: Dale Brown

DATE	OPPONENT	LSU RANK	OPP RANK	RESULTS
11-3	Australia (H)*			W, 90-65
11-24	St. Francis (H)	#14	NR	W, 112-81
11-27	UNO (A)	#14	NR	W, 84-42
12-1	Oral Roberts (H)	#11	NR	W, 91-75
12-4	Tulane (H)	#11	NR	W, 109-85
12-9	Tulane (A)	#12	NR	W, 98-88
12-18	Montana St. (H)	#11	NR	W, 99-89
At Madison Square Garden				
12-21	Army (N-MSG)	#10	NR	W, 83-77
12-29	Colgate (H)	#7	NR	W, 100-73
1-3	Georgia (H)	#7	NR	W, 97-75
1-6	Kentucky (A)	#7	#9	W, 93-89
1-8	Vanderbilt (A)	#7	NR	L, 87-88
1-10	Alabama (A)	#5	NR	L, 76-90
1-13	Florida (H)	#5	NR	W, 80-72
1-15	Auburn (H)	#5	NR	W, 94-82
1-20	Ole Miss (A) (ot)	#9	NR	W, 70-69
1-24	Tennessee (H)	#9	NR	W, 77-75
1-27	Georgia (A)	#9	NR	L, 88-93
1-29	Tennessee (A)	#9	NR	W, 84-78
2-3	Kentucky (H)	#9	NR	W, 70-61
2-5	Vanderbilt (H)	#9	#16	W, 92-71
2-8	Miss. State (A)	#8	NR	W, 52-48
2-10	Florida (A) (ot)	#8	NR	W, 88-82
2-12	Auburn (A)	#6	NR	W, 78-68
2-17	Ole Miss (H)	#6	NR	W, 67-62
2-22	Alabama (H)	#5	NR	W, 86-66
2-24	Miss. State (H)	#5	NR	L, 57-65
SEC Tournament - Birmingham, Ala.				
3-2	Kentucky (N)	#8	NR	L, 67-80
NCAA Tournament - Bloomington, Ind.				
3-10	Appalachian St. (N)	#9	NR	W, 71-57
NCAA Tournament - Indianapolis, Ind.				
3-16	Michigan St. (N)	#7	#3	L, 71-87

SEC Tournament Champions 1979-80 RECORD: 26-6, 14-4

Coach: Dale Brown

DATE	OPPONENT	LSU RANK	OPP RANK	RESULTS
11-13	Yugoslavia (H)*			W, 82-79
12-1	Florida (H)	#7	NR	W, 112-81
12-3	UNO (H)	#7	NR	W, 104-78
12-5	Tulane (A)	#6	NR	W, 80-79
12-15	Maine (H)	#6	NR	W, 103-81
12-20	Arkansas (A-Little Rock)	#7	#20	W, 56-55
12-22	Tulane (H)	#7	NR	W, 95-85
12-28	Boston U. (H)	#5	NR	W, 92-72
12-29	Delaware (H)	#5	NR	W, 92-64
1-2	Vanderbilt (A)	#4	NR	L, 66-77
1-5	Miss. State (H)	#4	NR	W, 80-58
1-7	Alabama (H)	#4	NR	L, 56-57

1-12	Georgia (A)	#6	NR	L, 72-73
1-16	Auburn (H)	#14	NR	W, 93-82
1-19	Tennessee (A)	#14	NR	W, 75-74
1-20	DePaul (A)	#14	#1	L, 75-78
1-23	Ole Miss (H)	#11	NR	W, 72-66
1-26	Florida (A)	#11	NR	W, 66-58
1-28	Kentucky (A)	#11	#5	W, 65-60
1-30	Vanderbilt (H)	#10	NR	W, 83-61
2-2	Miss. State (A)	#10	NR	W, 75-63
2-6	Alabama (A) (ot)	#7	NR	W, 68-66
2-9	Georgia (H)	#7	NR	W, 96-77
2-13	Auburn (A)	#6	NR	W, 50-44
2-16	Tennessee (H)	#6	NR	W, 73-66
2-21	Ole Miss (A)	#5	NR	W, 77-74
2-24	Kentucky (H) (ot)	#5	#3	L, 74-76

SEC Tournament - Birmingham, Ala.

2-28	Florida (N)	#5	NR	W, 95-82
2-29	Alabama (N)	#5	NR	W, 73-66
3-1	Kentucky (N)	#5	#2	W, 80-78

NCAA Tournament - Denton, Texas

3-9	Alcorn State (N)	#3	NR	W, 98-88
-----	------------------	----	----	----------

NCAA Regional - Houston, Texas

3-14	Missouri (N)	#3	#16	W, 68-63
3-16	Louisville (N)	#3	#3	L, 66-86

SEC Champions NCAA Final Four 1980-81 RECORD: 31-5, 17-1

Coach: Dale Brown

DATE	OPPONENT	LSU RANK	OPP RANK	RESULTS
11-13	Airliners (H)*			W, 91-87
Great Alaskan Shootout				
11-28	Colgate (N-GAS)	#12	NR	W, 79-61
11-29	Arkansas (N-GAS)	#12	#20	L, 76-86
11-30	Georgetown (N-GAS)	#12	#16	W, 78-67
12-6	Tulane (H)	#15	NR	W, 119-81
12-13	Nevada-Las Vegas (H)	#11	NR	W, 87-73
12-18	UNO (A)	#10	NR	W, 96-66
12-20	Tulane (A)	#10	NR	W, 86-72
12-22	Xavier (H)	#10	NR	W, 78-62
12-29	UNC-Wilmington (H)	#10	NR	W, 100-68
12-30	St. Francis (H)	#10	NR	W, 91-65
1-3	Florida (A)	#10	NR	W, 92-66
1-7	Vanderbilt (H)	#9	NR	W, 77-61
1-10	Miss. State (A)	#9	NR	W, 81-69
1-14	Alabama (A)	#6	NR	W, 59-56
1-17	Georgia (H)	#6	NR	W, 78-65
1-19	Kentucky (H)	#6	#3	W, 81-67
1-21	Auburn (A)	#5	NR	W, 74-64
1-24	Tennessee (H)	#5	NR	W, 80-63
1-28	Ole Miss (A)	#4	NR	W, 63-59
1-31	Florida (H)	#4	NR	W, 92-75
2-4	Vanderbilt (A)	#4	NR	W, 86-81
2-7	Miss. State (H)	#4	NR	W, 94-89
2-11	Alabama (H)	#4	NR	W, 70-57
2-14	Georgia (A)	#4	NR	W, 64-62
2-18	Auburn (H)	#4	NR	W, 58-47
2-21	Tennessee (A)	#4	#8	W, 66-65
2-22	Texas AGM (H)	#4	NR	W, 67-57
2-25	Ole Miss (H)	#2	NR	W, 74-67
3-1	Kentucky (A)	#2	#9	L, 71-73
SEC Tournament - Birmingham, Ala.				
3-5	Florida (N)	#3	NR	W, 85-73
3-6	Georgia (N)	#3	NR	L, 60-68
NCAA Tournament - Austin, Texas				
3-14	Lamar (N)	#4	NR	W, 100-78
NCAA Regional - New Orleans, La.				
3-20	Arkansas (N)	#4	#20	W, 72-56
3-22	Wichita State (N)	#4	NR	W, 96-85
NCAA Final Four - Philadelphia, Pa.				
3-28	Indiana (N)	#4	#9	L, 49-67
3-30	Virginia (N)	#4	#5	L, 74-78
1981-82 RECORD: 14-14, 11-7				
Coach: Dale Brown				
DATE	OPPONENT	LSU RANK	OPP RANK	RESULTS
11-19	Airliners (H)*			W, 76-71
11-20	Nevada-Las Vegas (A)	#17	NR	L, 79-83
12-7	Texas AGM (A)	NR	NR	L, 63-68
12-9	St. Peter's (H)	NR	NR	W, 71-55
12-21	Texas-El Paso (H)	NR	NR	W, 71-59
12-23	UCLA (H-New Orleans)	NR	#15	L, 78-83
Sugar Bowl Classic - New Orleans				
12-28	Wake Forest (N-SBC)	NR	NR	W, 70-64
12-29	Houston (N-SBC)	NR	NR	L, 69-73
1-2	Florida (H)	NR	NR	W, 61-60
1-6	Vanderbilt (A)	NR	NR	W, 80-73
1-9				

Year-by-Year Results

3-5 Kentucky (A) NR #3 L, 68-90

SEC Tournament - Nashville, Tenn.

3-11 Alabama (N) NR NR L, 70-72

NCAA Tournament - Salt Lake City

3-16 Dayton (N) NR NR L, 66-74

SEC Champions
1984-85 RECORD: 19-10, 13-5

Coach: Dale Brown

DATE	OPPONENT	LSU RANK	OPP RANK	RESULTS
11-8	China (H)*	#14	NR	W, 90-65
11-28	Loyola (Chicago) (H)	#16	NR	W, 102-96
12-1	Oral Roberts (A)	#16	NR	W, 74-71
12-3	Texas (H)	#16	NR	W, 87-79
12-5	Ole Miss (H)	#13	NR	W, 89-64
12-8	Houston (A)	#13	NR	L, 73-81
12-21	New Orleans (H)	#19	NR	W, 78-64
12-22	UNC-Wilmington (H)	#19	NR	W, 88-65
12-28	Utah State (H)	#18	NR	W, 103-71
12-30	Alabama (H)	#18	NR	W, 63-61
1-2	Georgia (A)	#14	NR	W, 79-74
1-5	Miss. State (A)	#14	NR	L, 69-83
1-9	Alabama (A)	NR	NR	L, 67-89
1-12	Tennessee (H)	NR	NR	W, 75-65
1-17	Ole Miss (A)	NR	NR	L, 65-68
1-19	Vanderbilt (A)	NR	NR	W, 69-68
1-23	Florida (H)	NR	NR	W, 86-68
1-26	Auburn (H)	NR	NR	W, 80-62
1-31	Kentucky (A)	NR	NR	L, 43-53
2-2	Georgia (H)	NR	NR	L, 58-59
2-6	Miss. State (H)	NR	NR	W, 80-65
2-10	North Carolina (H)	NR #15	L	70-75
2-14	Tennessee (A)	NR	NR	W, 87-82
2-16	Syracuse (A)	NR #8	L	64-76
2-20	Vanderbilt (H)	NR	NR	W, 64-55
2-23	Florida (A)	NR	NR	W, 61-59
2-27	Auburn (A)	NR	NR	W, 78-73
3-2	Kentucky (H)	NR	NR	W, 67-61

SEC Tournament - Birmingham, Ala.

3-7 Auburn (N) #19 NR L, 55-58

NCAA Tournament - Dayton, Ohio

3-15 Navy (N) #20 NR L, 55-78

NCAA Final Four
1985-86 RECORD: 26-12, 9-9

Coach: Dale Brown

DATE	OPPONENT	LSU RANK	OPP RANK	RESULTS
11-15	Brewster Heights (H)*			W, 131-82
11-22	Montana State (H)	#14	NR	W, 84-59
11-27	Washington (A)	#12	NR	W, 70-61
11-30	BYU-Hawaii (A)	#12	NR	W, 89-71
12-1	Hawaii-Pacific (A)	#12	NR	W, 101-89
12-2	Hawaii-Loa (A)	#12	NR	W, 77-68
12-3	Hawaii-Hilo (A)	#11	NR	W, 70-61
12-14	Hardin-Simmons (H)	#11	NR	W, 87-71
12-16	Lamar (A)	#11	NR	W, 74-57
12-17	Texas (A)	#9	NR	W, 72-65

LSU Invitational

12-20	SE Louisiana (H-LSU)	#9	NR	W, 82-61
12-21	Southern (H-LSU)	#9	NR	W, 91-83
12-30	Oral Roberts (H)	#9	NR	W, 82-64
1-2	Georgia (H)	#8	NR	W, 85-73
1-4	Miss. State (H)	#8	NR	W, 90-74
1-9	Alabama (A)	#8	NR	L, 67-83
1-11	Tennessee (A)	#8	NR	L, 77-88
1-13	Ole Miss (H)	#8	NR	W, 86-68
1-18	Vanderbilt (H)	#14	NR	W, 84-67
1-22	Florida (A)	#14	NR	L, 65-74
1-29	Kentucky (H)	#17	#8	L, 52-54
2-1	Georgia (A)	#17	NR	L, 76-92
2-2	Georgetown (A)	#17	#12	L, 72-74
2-4	Auburn (A)	NR	NR	W, 63-61
2-5	Miss. State (A)	NR	NR	W, 88-62
2-9	Alabama (H)	NR	#20	L, 71-80
2-12	Tennessee (H)	NR	NR	W, 75-50
2-15	Ole Miss (A)	NR	NR	L, 57-58
2-20	Vanderbilt (A)	NR	NR	W, 74-68
2-22	Florida (H)	NR	NR	W, 80-69
2-26	Auburn (H)	NR	NR	L, 86-92
3-1	Kentucky (A)	NR	#5	L, 57-68

SEC Tournament - Lexington, Ky.

3-6 Florida (N) NR NR W, 72-66

3-7 Kentucky (A) NR #4 L, 58-61

NCAA Tournament - Baton Rouge

3-13 Purdue (H) (2 OT) NR NR W, 94-87

3-15 Memphis State (H) NR #12 W, 83-81

NCAA SE Regional - Atlanta

3-20 Georgia Tech (A) NR #6 W, 70-64

3-22 Kentucky (N) NR #3 W, 59-57

NCAA Final Four - Dallas

3-29 Louisville (N) NR #7 L, 77-88

1986-87 RECORD: 24-15, 8-10

Coach: Dale Brown

DATE	OPPONENT	LSU RANK	OPP RANK	RESULTS
11-14	Continental (H)*			W, 86-76
Pre-Season NIT				
11-21	TCU (H-NIT)	NR	NR	L, 74-83
12-4	Arkansas State (H)	NR	NR	W, 73-61
12-6	McNeese State (A)	NR	NR	W, 77-62
12-14	Georgia Tech (H)	NR	#16	W, 52-44
12-16	Florida (A)	NR	NR	L, 75-96
LSU Invitational				
12-19	Hardin-Simm. (H-LSU)	NR	NR	W, 77-71
12-20	New Orleans (H-LSU)	NR	NR	L, 71-82
12-22	Vanderbilt (H)	NR	NR	L, 61-63
12-29	W. Virginia St. (N)	NR	NR	W, 93-76
12-30	Illinois-Chicago (N)	NR	NR	W, 117-84
12-31	BYU-Hawaii (A)	NR	NR	W, 85-70
1-1	Denison (N)	NR	NR	W, 99-45
1-5	Ole Miss (A)	NR	NR	L, 63-73
1-8	Tennessee (A)	NR	NR	W, 78-78
1-10	Georgia (H) (ot)	NR	NR	L, 63-64
1-12	Oklahoma (A)	NR	#11	L, 85-94
1-15	Alabama (A)	NR	#15	L, 65-69
1-18	Kentucky (A)	NR	NR	W, 76-41
1-21	Florida (H)	NR	NR	L, 51-75
1-24	W. Kentucky (H)	NR	NR	W, 67-62
1-25	Miss. State (A)	NR	NR	W, 52-50
1-28	Auburn (H)	NR	#18	W, 75-73
1-31	Vanderbilt (A)	NR	NR	L, 65-66
2-4	Ole Miss (H) (ot)	NR	NR	W, 82-75
2-7	Tennessee (H)	NR	NR	W, 60-58
2-9	N. Arizona (H)	NR	NR	W, 70-58
2-11	Georgia (A)	NR	NR	L, 57-63
2-14	Alabama (H)	NR	#14	L, 52-60
2-21	Kentucky (H)	NR	NR	W, 65-52
2-25	Miss. State (H)	NR	NR	W, 55-46
3-1	Auburn (A)	NR	NR	L, 62-100

SEC Tournament - Atlanta, Ga.

3-5 Miss. State (N) NR NR W, 68-54

3-6 Florida (N) NR NR W, 72-66

3-7 Georgia (N) (2 ot) NR NR W, 89-88

3-8 Alabama (N) NR #9 L, 62-69

NCAA Tournament - Rosemont, Ill.

3-15 Georgia Tech (N) NR NR W, 85-79

3-17 Temple (N) NR #8 W, 72-62

NCAA Regional - Cincinnati

3-20 DePaul (N) NR #5 W, 63-58

3-22 Indiana (N) NR #3 L, 76-77

1987-88 RECORD: 16-14, 10-8

Coach: Dale Brown

DATE	OPPONENT	LSU RANK	OPP RANK	RESULTS
11-27	Brewster Heights (H)*			W, 123-97
LSU Invitational				
12-4	Nicholls State (H-LSU)	NR	NR	W, 86-62
12-5	Southern (H-LSU)	NR	NR	W, 98-77
12-12	Maryland (H)	NR	NR	W, 55-54
12-16	Georgia Tech (A)	NR	NR	L, 70-87
12-19	Arkansas State (A)	NR	NR	L, 52-66
12-22	SW Texas State (H)	NR	NR	W, 93-74
UNLV/Bud Light Classic				
12-28	N. Iowa (N-UNLV)	NR	NR	L, 80-90
12-29	UNLV (A-UNLV)	NR	NR	L, 59-78
1-6	Vanderbilt (A)	NR	NR	W, 51-39
1-9	Ole Miss (A) (ot)	NR	NR	W, 69-61
1-11	Oklahoma (H-N.O.)	NR	#8	W, 84-77
1-13	Tennessee (A)	NR	NR	W, 52-51
1-16	Georgia (A)	NR	NR	L, 50-59
1-20	Alabama (H)	NR	NR	W, 67-52
1-23	Kentucky (H)	NR	#4	L, 61-76
1-27	Florida (A)	NR	#14	L, 50-61
1-30	Miss. State (H)	NR	NR	L, 47-49
2-3	Auburn (A)	NR	NR	W, 78-69
2-6	Vanderbilt (H)	NR	NR	W, 94-79
2-10	Ole Miss (H)	NR	NR	W, 78-57
2-13	Tennessee (H)	NR	NR	W, 92-73
2-17	Georgia (H)	NR	NR	W, 63-62
2-20	Alabama (A)	NR	NR	L, 59-72
2-24	Kentucky (A)	NR	#12	L, 65-92
3-2	Miss. State (A)	NR	NR	L, 60-62
3-5	Auburn (H)	NR	NR	L, 80-89
3-6	Florida (H)	NR	NR	W, 86-69

SEC Tournament - Baton Rouge

3-11 Vanderbilt (H) NR NR W, 87-80

3-12 Kentucky (H) NR #6 L, 80-86

NCAA Tournament - Hartford, Conn.

3-18 Georgetown (N) NR NR L, 63-66

1988-89 RECORD: 20-12, 11-7

Coach: Dale Brown

DATE	OPPONENT	LSU RANK	OPP RANK	RESULTS
11-11	Brewster Heights (H)*			W, 103-94
11-20	Yugoslavia (H)*			L, 84-92
11-25	Marist College (H)	NR	NR	W, 94-58
11-30	Oral Roberts (H)	NR	NR	L, 96-100
12-6	Louisiana Tech (H)(ot)	NR	NR	L, 109-111
12-8	McNeese State (H)	NR	NR	W, 91-89
12-10	Florida (A)	NR	NR	W, 111-101
12-20	Tennessee-Martin (H)	NR	NR	W, 128-89
12-22	Illinois (H)	NR	#5	L, 100-127
Chaminade Classic - Honolulu				
12-28	Morehead St. (N-CC)	NR	NR	W, 101-68
12-29	Chaminade (A-CC)	NR	NR	W, 94-79
12-30	Nebraska (N-CC)	NR	NR	W, 90-87
1-2	Maryland (A)	NR	NR	W, 79-77
1-4	Miss. State (H)	NR	NR	L, 84-87
1-7	Auburn (H)	NR	NR	W, 104-77
1-11	Tennessee (A)	NR	#17	L, 96-100
1-14	Kentucky (A)	NR	NR	W, 64-62
1-18	Vanderbilt (H)	NR	NR	W, 85-84
1-21	Alabama (H)	NR	NR	W, 80-76
1-25	Georgia (A)	NR	NR	W, 80-79
1-28	Georgetown (H-N.O.)	NR	#2	W, 82-80
2-1	Ole Miss (H)	NR	NR	W, 105-75
2-4	Miss. State (A)	NR	NR	L, 79-96
2-8	Auburn (A)	#19	NR	W, 104-91
2-11	Tennessee (H)	#19	NR	W, 122-106
2-15	Kentucky (H)	NR	NR	W, 99-80
2-18	Vanderbilt (A)	NR	NR	L, 74-108
2-20	Georgia (H)	NR	NR	W, 97-83
2-22	Alabama (A)	#20	NR	L, 72-87
2-25	Nevada-Las Vegas (H)	#20	#18	W, 88-87
3-1	Florida (H)	NR	NR	L, 95-104
3-4	Ole Miss (A)(ot)	NR	NR	L, 112-113
SEC Tournament - Knoxville, Tenn.				
3-10	Tennessee (A)	NR	NR	L, 77-95
NCAA Tournament - Tucson, Arizona				
3-17	Texas-El Paso (N)	NR	NR	L, 74-85

1989-90 RECORD: 23-9, 12-6

Coach: Dale Brown

DATE	OPPONENT	LSU RANK	OPP RANK	RESULTS
11-8	Athletes in Action (H)*			W, 111-79
11-10	Russia (H)*			W, 114-109
Pre-Season NIT				
11-15	S. Mississippi (H-NIT)	#2	NR	W, 91-80
11-17	Kansas (H-NIT)	#2	NR	L, 83-89
12-2	McNeese State (H)	#9	NR	W, 85-49
12-4	Lamar (H)	#9	NR	W, 116-76
12-8	Cal. State L.A. (H)	#9	NR	W, 82-57
12-20	Northwestern St. (H)	#8	NR	W, 73-63
12-30	Hardin-Simmons (H)	#9	NR	W, 100-66
1-2	Texas (H-Houston)	#11	NR	W, 124-113
1-4	Miss. State (A)(ot)	#11	NR	L, 80-87
1-6	Auburn (A)	#11	NR	W, 77-70
1-8	Tennessee (H)	#11	NR	W, 111-94
1-13	Kentucky (H)	#14	NR	W, 94-81
1-16	Vanderbilt (H)	#13	NR	W, 101-72
1-20	Notre Dame (H-N.O.)	#13	NR	W, 87-64
1-21	Alabama (A)	#13	#24	L, 55-70
1-24	Georgia (H)	#16	NR	L, 92-94
1-27	Florida (H)	#16	NR	W, 70-52
1-28	Nevada-Las Vegas (H)	#16	#5	W, 107-105
1-31	Ole Miss (A)	#14	NR	W, 79-77
2-3	Loyola Mary. (H)(ot)	#14	#20	W, 148-141
2-5	Miss. State (H)	#14	NR	W, 86-68
2-7	Auburn (H)	#11	NR	W, 82-71
2-10	Tennessee (A)	#11	NR	W, 119-113
2-15	Kentucky (A)	#9	NR	L, 95-100
2-18	Vanderbilt (A)	#9	NR	W, 121-108
2-21	Alabama (H)	#12	NR	W, 75-69
2-25	Georgia (A)	#12		

12-21	Stanford (N)	NR	NR	W, 72-63
12-22	Duke (N)	NR	#1	L, 67-96
12-23	Memphis State (N)	NR	NR	L, 66-70
12-29	Northwestern St. (H)	NR	NR	W, 93-79
12-30	Tennessee State (H)	NR	NR	W, 90-68
1-2	Drake (H)	NR	NR	W, 94-86
1-6	Alabama (A)	NR	NR	L, 67-77
1-9	Auburn (H)	NR	NR	W, 87-81
1-13	Miss. State (A)(ot)	NR	NR	W, 84-76
1-16	Florida (H)	NR	NR	W, 85-81
1-20	Central Conn. St. (H)	NR	NR	W, 86-53
1-23	Ole Miss (A)	NR	NR	L, 62-71
1-26	Kentucky (A)	NR	#4	L, 67-105
1-30	South Carolina (H)	NR	NR	W, 85-62
1-32	Arkansas (H)	NR	#17	L, 79-91
1-27	Texas (W-San Antonio)	NR	NR	W, 84-81
2-10	Miss. State (H)	NR	NR	W, 92-66
2-13	Auburn (A)	NR	NR	W, 75-73
2-17	Vanderbilt (H)	NR	#11	L, 66-87
2-20	Tennessee (A)	NR	NR	W, 81-74
2-23	Alabama (H)	NR	NR	W, 76-68
2-27	Georgia (A)	NR	#13	L, 78-81
3-3	Arkansas (A)	NR	NR	L, 75-88
3-6	Ole Miss (H)	NR	NR	W, 71-56

SEC Tournament - Lexington, Ky.

3-12	Ole Miss (N)	NR	NR	W, 89-70
3-13	Vanderbilt (N)	NR	#5	W, 72-62
3-14	Kentucky (A)	NR	#4	L, 65-82

NCAA Tournament - Chicago, Ill.

3-18	California (N)	NR	NR	L, 64-66
------	----------------	----	----	----------

1993-94 RECORD: 11-16, 5-11

Coach: Dale Brown

DATE	OPPONENT	LSU		RESULTS
		RANK	RANK	
11-19	Dinamo Moscow (H)*			L, 85-87
11-22	High Five America (H)*			W, 101-87
11-26	Texas (H)	NR	NR	W, 86-66
12-4	Nicholls St. (H) (ot)	NR	NR	W, 95-90
12-11	Okla. St. (H-N. O.)	NR	#15	W, 71-68
12-16	McNeese St. (H)	#25	NR	W, 93-72
12-18	UCLA (A)	#25	#9	L, 80-100
12-21	Southeastern La. (H)	NR	NR	W, 96-62
12-28	Winthrop (H)	NR	NR	W, 100-71
12-30	Radford (H)	NR	NR	L, 72-73
1-5	Florida (A)	NR	NR	L, 73-74
1-8	Auburn (H)	NR	NR	W, 83-72
1-11	Arkansas (A)	NR	#4	L, 83-84
1-15	Vanderbilt (A)	NR	#24	W, 83-81
1-19	Alabama (H)	NR	NR	L, 67-71
1-22	N. Carolina (H-N. O.)	NR	#4	L, 65-89
1-26	Mississippi St. (H)	NR	NR	L, 52-66
1-29	Ole Miss (H)	NR	NR	W, 90-66
2-2	South Carolina (A)	NR	NR	W, 77-71
2-5	Tennessee (H)	NR	NR	W, 84-83
2-8	Alabama (A)	NR	NR	L, 66-75
2-12	Auburn (A)	NR	NR	L, 83-111
2-15	Kentucky (H)	NR	#11	L, 95-99
2-19	Georgia (H)	NR	NR	L, 84-100
2-23	Louisville (A)	NR	#13	L, 64-82
2-26	Mississippi St. (A)	NR	NR	L, 66-86
3-2	Arkansas (H) (ot)	NR	#1	L, 105-108
3-5	Ole Miss (A)	NR	NR	L, 78-93

SEC Tournament - Memphis, Tenn.

3-10	Georgia (N)	NR	NR	L, 70-83
------	-------------	----	----	----------

1994-95 RECORD: 12-15, 6-10

Coach: Dale Brown

DATE	OPPONENT	LSU		RESULTS
		RANK	RANK	
11-11	High Five America (H)*			W, 83-73
11-18	Victorian All-Stars (H)*			W, 94-90
11-25	Southeastern La. (H)	NR	NR	W, 106-80
11-29	McNeese State (H)	NR	NR	W, 86-71
12-3	George Mason (H)	NR	NR	W, 127-104
12-6	Troy State (H)	NR	NR	W, 113-78
12-17	UCLA (H)	NR	#2	L, 72-92
12-20	Oklahoma St. (A-Tulsa)	NR	NR	L, 67-111
12-22	Coppin State (H)	NR	NR	L, 66-69
12-28	Georgia State (H)	NR	NR	W, 105-70
12-30	Md-Baltimore Co. (H)	NR	NR	W, 88-67
1-3	Florida (H)	NR	#13	W, 70-66
1-7	Texas (A)	NR	NR	L, 71-80
1-11	Auburn (A)	NR	NR	W, 76-73
1-17	Alabama (A)	NR	NR	W, 74-61
1-21	Ole Miss (H)(ot)	NR	NR	W, 87-81
1-25	Miss. State (A)	NR	NR	L, 60-73
1-28	Vanderbilt (H)	NR	NR	L, 58-66
1-31	Arkansas (A)	NR	#8	L, 81-105
2-4	Tennessee (A)	NR	NR	W, 56-52
2-8	Miss. State (H)	NR	#21	L, 61-67

2-11	Alabama (H)	NR	#18	L, 66-74
2-15	Ole Miss (A)	NR	NR	L, 90-102
2-18	Georgia (A)	NR	NR	L, 89-98
2-22	Arkansas (H)	NR	#8	L, 90-92
2-25	Auburn (H)	NR	NR	W, 88-78
3-1	South Carolina (H)	NR	NR	L, 62-69
3-4	Kentucky (A)	NR	#5	L, 80-127

SEC Tournament - Atlanta, Ga.

3-9	Vanderbilt (N)	NR	NR	L, 61-85
-----	----------------	----	----	----------

1995-96 RECORD: 12-17, 4-12

Coach: Dale Brown

DATE	OPPONENT	LSU		RESULTS
		RANK	RANK	
11-8	Athletes in Action (H)*			L, 82-90
11-15	Victorian All-Stars (H)*			W, 79-62

Hawaii Tipoff Classic

11-24	Saint Louis (N)	NR	NR	L, 70-79
11-26	Dayton (N)	NR	NR	L, 73-86
11-29	Southern (H)	NR	NR	W, 109-100
12-1	McNeese State (H)	NR	NR	W, 83-73
12-5	Michigan (H)	NR	#22	L, 68-69
12-16	Tenn-Martin (H)	NR	NR	W, 93-74
12-19	Centenary (H)	NR	NR	W, 65-63
12-22	Jackson State (H)	NR	NR	L, 78-87
12-23	Louisiana College (H)	NR	NR	W, 104-65
12-29	Marist (H)	NR	NR	W, 80-65
12-30	Cornell (H)	NR	NR	W, 70-60
1-3	Mississippi State (H)	NR	#17	L, 64-77
1-6	Alabama (H)	NR	NR	W, 99-77
1-10	Vanderbilt (A)	NR	NR	L, 71-68
1-16	Kentucky (H)	NR	#2	L, 97-129
1-21	Auburn (A)	NR	#21	L, 87-95
1-23	Nicholls State (H)	NR	NR	W, 86-69
1-27	Florida (A)	NR	NR	L, 70-73
1-30	Arkansas (A)	NR	NR	L, 68-76
2-3	Ole Miss (H)	NR	NR	W, 71-66
2-7	Georgia (H)	NR	NR	L, 82-85
2-10	South Carolina (A)	NR	NR	L, 68-106
2-14	Tennessee (H)	NR	NR	L, 65-73
2-17	Alabama (A)	NR	NR	L, 73-76
2-21	Mississippi State (A)	NR	NR	L, 77-88
2-24	Auburn (H)	NR	NR	W, 93-67
2-28	Ole Miss (A)	NR	NR	L, 48-75
3-2	Arkansas (H)	NR	NR	L, 79-94

SEC Tournament - New Orleans

3-7	South Carolina (N)	NR	NR	L, 76-85
-----	--------------------	----	----	----------

1996-97 RECORD: 10-20, 3-13

Coach: Dale Brown

DATE	OPPONENT	LSU		RESULTS
		RANK	RANK	
11-8	Geelong Supercats (H)*			W, 67-61
11-15	Bulgaria (H)*			W, 81-40
11-22	Troy State (H)	NR	NR	W, 90-59

Maul Classic

11-25	Kansas (N)	NR	#2	L, 53-82
11-26	Iowa (N)	NR	NR	W, 70-60
11-27	South Carolina (N)	NR	NR	L, 68-74
11-30	North Carolina AGT (H)	NR	NR	W, 74-62
12-3	Samford (H)	NR	NR	L, 50-53

John Wooden Classic - Anaheim, Calif.

12-7	Louisville (N) (ot)	NR	NR	L, 87-93
12-15	Michigan (A)	NR	#5	L, 59-70
12-18	N. Carolina (A)	NR	#12	L, 48-67
12-21	Oral Roberts (H)	NR	NR	W, 59-58
12-23	Prairie View (H)	NR	NR	W, 96-56
12-28	Fresno State (H)	NR	NR	W, 79-75
12-30	Lafayette (H)	NR	NR	W, 84-43
1-4	Mississippi State (A)	NR	NR	L, 66-69
1-7	Florida (H)	NR	NR	W, 88-82
1-11	Arkansas (A)	NR	NR	L, 59-82
1-15	Vanderbilt (H)	NR	NR	L, 62-69
1-19	Tennessee (A)	NR	NR	L, 52-66
1-22	Auburn (H)	NR	NR	W, 75-59
1-25	Alabama (A)	NR	NR	L, 68-75
1-29	Mississippi State (H)	NR	NR	L, 60-68
2-1	South Carolina (H)	NR	#25	L, 65-80
2-5	Ole Miss (H)	NR	NR	L, 73-79
2-8	Auburn (A)	NR	NR	L, 72-76
2-12	Kentucky (A)	NR	#4	L, 48-84
2-15	Alabama (H)	NR	NR	L, 72-78
2-22	Georgia (A)	NR	NR	L, 59-82
2-26	Ole Miss (A)	NR	NR	L, 68-74
3-1	Arkansas (H)	NR	NR	W, 66-64

SEC Tournament - Memphis, Tenn.

3-6	Georgia (N)	NR	#24	L, 54-75
-----	-------------	----	-----	----------

* wins vacated by NCAA

COACH JOHN BRADY
11 SEASONS • 1997-2008
192-139 (.580)

1997-98 RECORD: 9-18, 2-14

Coach: John Brady

DATE	OPPONENT	LSU		RESULTS
		OPP	RANK	
11-6	Double Pump* (H)			W, 76-67
11-14	Outback All-Stars* (H)			W, 60-62
11-20	Southern-NO (H)	NR	NR	W, 99-51
11-24	Centenary (H)	NR	NR	W, 59-41
11-26	Fresno State (A)	NR	#12	L, 65-90
11-29	Nicholls St. (H)	NR	NR	W, 72-52
12-1	Lamar (H)	NR	NR	L, 64-70
12-14	Jackson St. (H)	NR	NR	W, 57-49
12-17	Texas (A)	NR	NR	L, 63-69
12-23	Robert Morris (H)	NR	NR	W, 63-58
12-28	Southern-BR (H)	NR	NR	W, 77-66
12-30	Houston (H)	NR	NR	W, 72-50
1-4	Arkansas (A)	NR	#23	L, 59-62
1-7	Alabama (H)	NR	NR	L, 57-60
1-10	South Carolina (A)	NR	#16	L, 53-70
1-14	Auburn (H)	NR	NR	W, 59-54
1-17	Florida (A)	NR	NR	W, 66-63
1-21	Ole Miss (A)	NR	#13	L, 58-80
1-24	Georgia (H)	NR	NR	L, 52-61
1-28	Arkansas (H)	NR	#15	L, 68-85
1-31	Tennessee (H)	NR	NR	L, 65-72
2-4	Kentucky (H)	NR	#8	L, 61-63
2-11	Miss. State (A)	NR	NR	L, 48-65
2-14	Auburn (A)	NR	NR	L, 44-66
2-18	Ole Miss (H)	NR	#15	L, 57-83
2-21	Alabama (A)	NR	NR	L, 60-69
2-25	Vanderbilt (A)	NR	NR	L, 58-60
2-28	Miss. State (H)	NR	NR	L, 62-63

SEC Tournament - Atlanta, Ga.

3-5	Tennessee (N)	NR	NR	L, 62-73
-----	---------------	----	----	----------

1998-99 RECORD: 12-15, 4-12

Coach: John Brady

DATE	OPPONENT	LSU		RESULTS
		OPP	RANK	
11-16	Texas-Pan Am (H)	NR	NR	W, 75-56
11-21	McNeese State (H)	NR	NR	W, 62-59
11-25	North Carolina AGT (H)	NR	NR	W, 72-59
11-30	Houston (A)	NR	NR	L, 56-67
12-12	Jackson State (H)	NR	NR	W, 72-53
12-16	Prairie View AGM (H)	NR	NR	W, 84-62
12-19	Texas (H) (ot)	NR	NR	W, 63-61
12-22	Troy State (H)	NR	NR	W, 74-56
12-29	Belmont (H)	NR	NR	W, 82-63
1-2	Arkansas (H)	NR	#18	L, 75-80
1-6	Tennessee (A)	NR	NR	L, 58-93
1-9	Auburn (H)	NR	#14	L, 70-73
1-13	Alabama (H)	NR	NR	W, 71-70
1-16	Mississippi State (A)	NR	NR	L, 53-55
1-20	Florida (H)	NR	NR	L, 58-77
1-23	Vanderbilt (H)	NR	NR	W, 64-59
1-27	Arkansas (A)	NR	#21	L, 64-86
1-30	Kentucky (A)	NR	#6	L, 62-86
2-3	Ole Miss (H)	NR	NR	L, 66-82
2-6	Auburn (A)	NR	#6	L, 54-80
2-10	Alabama (A) (3ot)	NR	NR	L, 71-72
2-13	Arizona (A)	NR	#10	L, 71-78
2-17	South Carolina (H)	NR	NR	W, 60-56
2-20	Georgia (A)	NR	NR	L, 57-59
2-24	Mississippi State (H)	NR	NR	W, 74-63
2-27	Ole Miss (A)	NR	NR	L, 57-79

SEC Tournament - Atlanta, Ga.

3-4	Florida (N)	NR	#21	L, 75-97
-----	-------------	----	-----	----------

SEC Champions
1999-00 RECORD: 28-6, 12-4

Coach: John Brady

DATE	OPPONENT	LSU		RESULTS
		OPP	RANK	
11-8	Next Level (H)*			W, 78-70
11-12	Sports Tour (H)*			W, 94-61
11-20	Grambling State (H)	NR	NR	W, 112-37
11-22	Southeastern La. (H)	NR	NR	W, 75-36

Hawaii Pacific Classic - Honolulu, Hawaii

Year-by-Year Results

1-23	Ole Miss (A)	NR	NR	L, 55-70
1-26	Mississippi State (A)	NR	NR	L, 61-84
1-30	Tennessee (H)	NR	NR	L, 58-61
2-2	Alabama (H)	NR	#7	L, 48-57
2-6	Vanderbilt (A)	NR	NR	L, 63-68
2-9	Kentucky (H)	NR	#7	L, 56-68
2-13	Miss. State (H)(ot)	NR	NR	W, 69-65
2-16	Arkansas (A)	NR	NR	W, 67-63
2-20	South Carolina (A)	NR	NR	L, 53-66
2-23	Georgia (H)	NR	#18	L, 54-55
2-27	Ole Miss (H)	NR	NR	W, 59-56
3-2	Auburn (A)	NR	NR	W, 59-54

SEC Tournament – Atlanta, Ga.

3-7	Vanderbilt (N)	NR	NR	W, 69-62
3-8	Georgia (N)	NR	#17	W, 78-76
3-9	Mississippi State (N)	NR	NR	L, 51-57

National Invitation Tournament

3-13	Iowa (A)	NR	NR	W, 63-61
3-19	Ball State (H)	NR	NR	L, 65-75

2002-03 RECORD: 21-11, 8-8

Coach: John Brady

DATE	OPPONENT	LSU RANK	OPP RANK	RESULTS
11-7	Global Sports*			L, 69-78
11-15	Houston Sports*			W, 81-71

Hispanic Classic - Baton Rouge

11-22	Nicholls State (H)	NR	NR	W, 68-24
11-24	South Alabama (H)	NR	NR	W, 71-62

Space City Classic - Houston

11-30	Texas AGM (N)	NR	NR	L, 77-79
12-3	Delaware State (H)	NR	NR	W, 65-44
12-7	McNeese State (H)	NR	NR	W, 93-72
12-14	Texas AGMCC (H)	NR	NR	W, 95-60
12-17	Prairie View AGM (H)	NR	NR	W, 75-49
12-21	Arizona (H)	NR	#1	W, 66-65

Nokia Sugar Bowl Classic - New Orleans

12-28	Tulane (A)	#24	NR	W, 74-62
12-30	New Orleans (H)	#21	NR	W, 69-57
1-5	Georgia (A)	#21	NR	L, 63-89
1-8	Houston (H)	NR	NR	W, 80-51
1-11	Mississippi State (H)	NR	#7	W, 85-72
1-15	Centenary (H)	#23	NR	W, 112-65
1-18	Ole Miss (H)	#23	NR	L, 57-67
1-22	Arkansas (A)	NR	NR	L, 65-73
1-25	Mississippi State (A)	NR	#2	L, 64-67
1-28	Florida (H)	NR	#4	L, 53-70
2-1	Alabama (A)	NR	#23	L, 66-75
2-5	South Carolina (H)	NR	NR	W, 71-58
2-8	Auburn (A)	NR	NR	L, 54-56
2-12	Vanderbilt (H)	NR	NR	W, 79-60
2-15	Kentucky (A)	NR	#3	L, 57-68
2-22	Arkansas (H)	NR	NR	W, 75-56
2-26	Auburn (H)	NR	NR	W, 94-63
3-1	Tennessee (A)	NR	NR	W, 88-67
3-5	Ole Miss (A)	NR	NR	W, 77-64
3-8	Alabama (H)	NR	NR	W, 66-62

SEC Tournament - New Orleans

3-13	Arkansas (N)	NR	NR	W, 85-56
3-14	Florida (N)	NR	#7	W, 85-61
3-15	Mississippi State (N)	NR	NR	L, 61-76

NCAA Tournament - Birmingham, Ala.

3-21	Purdue (N)	NR	NR	L, 56-80
------	------------	----	----	----------

2003-04 RECORD: 18-11, 8-8

Coach: John Brady

DATE	OPPONENT	LSU RANK	OPP RANK	RESULTS
11-6	Global Sports (H)*			L, 64-68
11-17	SE All Stars (H)*			W, 77-64
11-21	Southern (H)	NR	NR	W, 70-59
11-24	McNeese State (H)	NR	NR	W, 87-77
11-26	Troy State (H)	NR	NR	W, 78-69
11-29	La.-Monroe (H)	NR	NR	W, 96-85
12-16	Utah (H)	NR	NR	W, 65-51
12-20	Southern Miss (H)	NR	NR	W, 65-50
12-23	Tulane (H)	NR	NR	W, 67-48

Nokia Sugar Bowl Classic - New Orleans

12-27	UAB (N)	NR	NR	W, 78-62
12-30	Houston (A)	NR	NR	L, 52-60
1-3	Centenary (A)	NR	NR	W, 66-63
1-6	Arkansas (A)	NR	NR	W, 66-55
1-10	Alabama (H)	NR	NR	W, 70-66
1-12	UNO (A)	NR	NR	W, 68-60
1-17	Mississippi St. (H)	NR	#20	L, 54-64
1-21	Ole Miss (A)	NR	NR	L, 49-53
1-24	South Carolina (A)	NR	#25	L, 61-55
1-28	Georgia	NR	NR	W, 63-59
1-31	Alabama (A)	NR	NR	W, 60-54
2-4	Tennessee (H)	NR	NR	W, 84-67
2-7	Arkansas (H)	NR	NR	W, 65-52
2-14	Florida (A)	NR	#22	W, 73-70

2-18	Auburn (H)	#24	NR	L, 68-80
2-21	Vanderbilt (A)	NR	NR	L, 54-74
2-25	Miss. State (A)	NR	#7	L, 58-94
2-29	Kentucky (H)	NR	#9	L, 64-70
3-3	Ole Miss (H)	NR	NR	W, 58-45
3-6	Auburn (A)	NR	NR	L, 66-78

SEC Tournament – Atlanta, Ga.

3-12	South Carolina (N)	NR	NR	L, 65-94
------	--------------------	----	----	----------

National Invitation Tournament

3-17	Oklahoma (A)	NR	NR	L, 61-70
------	--------------	----	----	----------

SEC Western Division Champions 2004-05 RECORD: 20-10, 12-4

Coach: John Brady

DATE	OPPONENT	LSU RANK	OPP RANK	RESULTS
11-9	EA All-Stars (H)*			W, 62-52
11-15	Houston Sports (H)*			W, 124-78

LSU Louisiana Classic

11-19	Tulane (H)	NR	NR	W, 83-58
11-21	La.-Lafayette (H)	NR	NR	W, 63-69
11-24	New Orleans (H)	NR	NR	W, 95-79
11-27	West Virginia (H)	NR	NR	L, 63-94
12-11	Northwestern St. (H)	NR	NR	W, 83-74
12-13	McNeese State (H)	NR	NR	W, 82-79
12-18	Southern Miss (A)	NR	NR	L, 84-88
12-21	Houston (A)	NR	NR	L, 72-81

Nokia Sugar Bowl Classic - New Orleans

12-30	Florida State (N)	NR	NR	W, 67-50
1-3	Utah (A)	NR	NR	L, 55-69
1-8	Alabama (A)	NR	#19	L, 58-73
1-12	South Carolina (H)	NR	NR	W, 79-64
1-15	Ohio State (H)	NR	NR	W, 113-101
1-19	Arkansas (H)	NR	NR	W, 66-63
1-22	Kentucky (A)	NR	#8	L, 58-89
1-26	Ole Miss (H)	NR	NR	W, 70-60
1-29	Mississippi State (H)	NR	#22	W, 69-62
2-2	Georgia (A)	NR	NR	W, 95-79
2-5	Tennessee (A)	NR	NR	L, 57-77
2-9	Auburn (H)	NR	NR	W, 90-89
2-12	Arkansas (A)	NR	NR	L, 62-85
2-16	Mississippi State (A)	NR	NR	W, 80-72
2-19	Florida (H)	NR	#24	W, 77-73
2-22	Alabama (H)	NR	#14	W, 61-59
2-26	Auburn (A)	NR	NR	W, 77-64
3-2	Ole Miss (A)	NR	NR	W, 58-63
3-5	Vanderbilt (H)	NR	NR	W, 81-69

SEC Tournament – Atlanta, Ga.

3-11	Auburn (N)	NR	NR	W, 89-58
3-12	Kentucky (N)	NR	#4	L, 78-79

NCAA Tournament - Boise, Idaho

3-17	UAB (N)	NR	NR	L, 68-82
------	---------	----	----	----------

SEC Champions NCAA Final Four 2005-06 RECORD: 27-9, 14-2

Coach: John Brady

DATE	OPPONENT	LSU RANK	OPP RANK	RESULTS
11-10	EA Sports (H)*			W, 74-54
11-15	LSU-Shreveport (H)*			W, 122-58
11-18	Southern (H)	NR	NR	W, 84-56
11-21	Nicholls State (H)	NR	NR	W, 104-57
11-26	West Virginia (A)(ot)	NR	#13	W, 71-68
11-29	Houston (H)	#25	NR	L, 83-94
12-10	McNeese State (H)	NR	NR	W, 90-70
12-13	New Orleans (H)	NR	NR	W, 94-53
12-17	Ul.-Lafayette (H)	NR	NR	W, 81-62

Las Vegas Holiday Classic - Baton Rouge, La. & Las Vegas, NV

12-19	Northern Iowa (H)	NR	NR	L, 50-54
12-22	Ark.-Monticello (N)	NR	NR	W, 75-49
12-23	Cincinnati (N)	NR	NR	W, 72-75
12-31	Ohio State (A)	NR	#21	L, 76-78
1-3	Tulane (H)	NR	NR	W, 75-58
1-7	Connecticut (A)	NR	#2	L, 66-67
1-11	Arkansas (A)	NR	NR	W, 63-58
1-14	Tennessee (H)	NR	NR	W, 88-74
1-18	Miss. State (A)	NR	NR	W, 71-57
1-21	Alabama (H)	NR	NR	W, 68-57
1-25	Georgia (H)	NR	NR	W, 81-52
1-28	Ole Miss (A)	NR	NR	W, 79-73
2-1	Auburn (H)	#24	NR	W, 84-69
2-4	Alabama (A)	#24	NR	L, 62-67
2-8	Arkansas (H)	NR	NR	W, 78-77
2-11	Florida (A)	NR	#7	L, 62-71
2-15	Miss. State (H)	#25	NR	W, 72-59
2-18	Auburn (A)	#25	NR	W, 65-61
2-22	Vanderbilt (A)	#24	NR	W, 77-66
2-25	Kentucky (H)	#24	NR	W, 71-67

2-28	South Carolina (A)	#21	NR	W, 64-61
3-4	Ole Miss (H)	#21	NR	W, 55-52

SEC Tournament – Nashville, Tenn.

3-10	Vanderbilt (A)	#18	NR	W, 92-73
3-11	Florida (N)	#16	NR	L, 65-81

NCAA Tournament - Jacksonville, Fla.

3-16	Iona (N)	#19	NR	W, 80-64
3-18	Texas AGM (N)	#19	NR	W, 58-57

NCAA Tournament – Atlanta, Ga.

3-23	Duke (N)	#19	#1	W, 62-54
3-25	Texas (N)	#19	#9	W, 70-60

NCAA Final Four – Indianapolis, Ind.

4-01	UCLA (N)	#19	#17	L, 45-69
------	----------	-----	-----	----------

2006-07 RECORD 17-15, 5-11

Coach: John Brady

DATE	OPPONENT	LSU RANK	OPP RANK	RESULTS
11-9	EA Sports (H)*	#5	NR	W, 70-65
11-15	Louisiana College (H)*	#7	NR	W, 94-41
11-17	Nicholls State (H)	#7	NR	W, 96-42
11-19	Louisiana-Monroe (H)	#7	NR	W, 88-57
11-25	Wichita State (H)	#6	24	L, 53-57
11-29	McNeese State (H)	#10	NR	W, 91-57
12-3	Tulane (A)	#10	NR	W, 74-67
12-5	Texas AGM (H)	#9	6	W, 64-52
12-10	Texas (N-Houston)(ot)	#9	NR	L, 75-76
12-17	Oregon State (A)	#12	NR	W, 60-53
12-20	Washington (A)	#12	17	L, 72-88
12-23	Louisiana Tech (H)	#12	NR	W, 68-52

Hispanic College Funds Classic – Baton Rouge

12-27	Wright State (H)	#17	NR	W, 71-45
12-28	Miss. Valley State (H)	#17	NR	W, 92-58
12-29	Samford (H)	#17	NR	W, 60-45
1-6	Connecticut (H)	#14	#18	W, 66-49
1-9	Alabama (A)	#13	#14	L, 61-71
1-13	Auburn (H)	#13	NR	W, 65-63
1-17	Ole Miss (H)	#16	NR	W, 62-55
1-20	Arkansas (A)	#16	NR	L, 52-72
1-24	Vanderbilt (H)	#21	NR	L, 53-64
1-28	Georgia (A)	#21	NR	L, 54-57
1-31	Alabama (H)	NR	#19	L, 70-73
2-3	Mississippi State (A)	NR	NR	L, 78-85
2-6	Tennessee (A)	NR	NR	L, 67-70
2-10	Arkansas (H)	NR	NR	W, 71-67
2-14	Ole Miss (A)	NR	NR	L, 70-71
2-17	Miss. State (H)	NR	NR	L, 50-56
2-20	Kentucky (A)	NR	NR	L, 63-70
2-24	Florida (H)	NR	#3	W, 66-56
2-28	Auburn (A)	NR	NR	L, 68-80

3-3	South Carolina (H)	NR	NR	W, 61-52
-----	--------------------	----	----	----------

SEC Tournament – Atlanta, Ga.

3-8	Tennessee (N)(ot)	NR	#22	W, 76-67
3-9	Ole Miss (N)	NR	NR	L, 60-80

2007-08 RECORD: 13-18, 6-10

Coach: John Brady

Coach Butch Pierre (Final 10 games - 5-5)

DATE	OPPONENT	LSU RANK	OPP RANK	RESULTS



Stromile Swift



Brandon Bass

COACH TRENT JOHNSON
4 SEASONS • 2008 - 2012
67-64 (.511)

SEC Champions
2008-09 RECORD: 27-8, 13-3

Coach: Trent Johnson

DATE	OPPONENT	LSU RANK	OPP RANK	RESULTS
11-15	Jackson State (H)	NR	NR	W, 79-65
11-20	Alcorn State (H)	NR	NR	W, 77-45
11-23	Northwestern St.(H)	NR	NR	W, 91-60
11-28	Centenary (H)	NR	NR	W, 64-58
11-30	Troy (H)	NR	NR	W, 92-57
12-2	Cal State Fullerton (H)	NR	NR	W, 84-63
12-13	Grambling State (H)	NR	NR	W, 87-41
12-17	Nicholls State (H)	NR	NR	W, 68-56
12-20	Texas A&M (N-Houston)	NR	NR	L, 61-72
12-22	McNeese State (H)	NR	NR	W, 62-53
12-27	Washington State (H)	NR	NR	W, 64-52
12-31	UL-Lafayette (H)	NR	NR	W, 81-79
1-3	Southeastern La. (H)	NR	NR	W, 90-61
1-6	Utah (A)	NR	NR	L, 61-91
1-11	Alabama (A)	NR	NR	L, 59-65
1-14	South Carolina (H)	NR	NR	W, 85-68
1-17	Ole Miss (A)	NR	NR	W, 83-51
1-21	Mississippi State (H)	NR	NR	W, 81-57
1-24	Xavier (H)	NR	#15	L, 70-80
1-28	Tennessee (A)	NR	NR	W, 79-73
1-31	Arkansas (H)	NR	NR	W, 79-69
2-4	Georgia (A)	NR	NR	W, 80-62
2-8	Alabama (H)	NR	NR	W, 76-62
2-11	Miss. State (A)(Tot)	NR	NR	W, 97-94
2-14	Ole Miss (H)	NR	NR	W, 73-66
2-18	Arkansas (A)	#23	NR	W, 72-69
2-21	Auburn (H)	#23	NR	W, 79-72
2-24	Florida (H)	#18	NR	W, 81-75
2-28	Kentucky (A)	#18	NR	W, 73-70
3-4	Vanderbilt (H)	#12	NR	L, 67-75
3-7	Auburn (A)	#12	NR	L, 53-69

SEC Tournament - Tampa, Fla.

3-13	Kentucky (N)	#20	NR	W, 67-58
3-14	Mississippi State (N)	#20	NR	L, 57-67

NCAA Tournament - Greensboro, N.C.

3-19	Butler (N)	#21	#22	W, 75-71
3-20	North Carolina (N)	#21	#1	L, 70-84

2009-10 RECORD: 11-20, 2-14

Coach: Trent Johnson

DATE	OPPONENT	LSU RANK	OPP RANK	RESULTS
11-13	ULM (H)	NR	NR	W, 82-62
NIT - Baton Rouge, La.				
11-16	Indiana State (H)	NR	NR	W, 56-45
11-17	Western Kentucky (H)	NR	NR	W, 71-60
NIT - New York City, N.Y.				
11-25	Connecticut (N)	NR	13	L, 55-81
11-27	Arizona State (N)	NR	NR	L, 52-71
12-1	UL-Lafayette (H)	NR	NR	W, 66-58
12-12	Northwestern State (H)	NR	NR	W, 73-62
12-14	Southeastern (H)	NR	NR	W, 77-60
12-17	Nicholls State (H)	NR	NR	W, 63-60
12-19	Rice (H)	NR	NR	W, 65-61
12-22	Wash. St. (A-Seattle)(ot)	NR	NR	L, 70-72
12-29	Xavier (A)	NR	NR	L, 65-69
1-2	Utah (H)	NR	NR	L, 59-61
1-4	McNeese (H)	NR	NR	W, 83-60
1-9	Alabama (H)	NR	NR	L, 49-66
1-13	South Carolina (A)	NR	NR	L, 58-67
1-16	Florida (A)	NR	NR	L, 58-72
1-20	Auburn (H)	NR	NR	L, 80-84
1-23	Ole Miss (H)	NR	22	L, 63-73
1-27	Alabama (A)	NR	NR	L, 38-57
1-30	Mississippi State (A)	NR	NR	L, 51-67
2-4	Tennessee (H)	NR	14	L, 54-59
2-6	Kentucky (H)	NR	4	L, 55-81
2-10	Arkansas (A)	NR	NR	L, 52-87
2-13	Vanderbilt (A)	NR	22	L, 69-77
2-20	Mississippi State (H)	NR	NR	L, 59-60
2-24	Arkansas (H)	NR	NR	W, 65-54
2-27	Auburn (A)	NR	NR	L, 59-74
3-4	Ole Miss (A)	NR	NR	L, 59-70
3-6	Georgia (H)	NR	NR	W, 50-48
SEC Tournament - Nashville, Tenn.				
3-11	Tennessee	NR	15	L, 49-59

2010-11 RECORD: 11-21, 3-13

Coach: Trent Johnson

DATE	OPPONENT	LSU RANK	OPP RANK	RESULTS
11-12	Northwestern St. (H)	NR	NR	W, 87-78
11-16	Nicholls State (H)	NR	NR	L, 53-62
11-18	Tennessee-Martin (H)	NR	NR	W, 79-56
11-21	Memphis (N-Tupelo, MS)	NR	19	L, 61-70
11-24	Centenary (H)	NR	NR	W, 78-36
11-28	South Alabama (A)	NR	NR	W, 80-65

11-30	Houston (H)	NR	NR	W, 73-57
12-11	Central Michigan (H)	NR	NR	W, 59-55
12-13	Coastal Carolina (H)(ot)	NR	NR	L, 69-78
12-16	McNeese State (H)(ot)	NR	NR	W, 78-66
12-18	Wichita State (N-Bossier)	NR	NR	L, 69-70
12-22	North Texas (H)	NR	NR	L, 55-75
12-27	Southern (H)	NR	NR	W, 62-41
12-29	Rice (A)	NR	NR	L, 68-74
1-2	Virginia (A)	NR	NR	L, 50-64
1-8	Auburn (A)	NR	NR	W, 62-55
1-12	Arkansas (H)	NR	NR	W, 56-53
1-15	Kentucky (A)	NR	13	L, 44-82
1-22	Ole Miss (H)	NR	NR	L, 51-78
1-26	Tennessee (A)	NR	NR	L, 53-75
1-29	Alabama (A)	NR	NR	L, 46-70
2-2	South Carolina (H)	NR	NR	L, 56-64
2-5	Mississippi State (H)	NR	NR	L, 57-58
2-9	Ole Miss (A)	NR	NR	L, 60-68
2-12	Arkansas (A)	NR	NR	L, 61-80
2-17	Alabama (H)	NR	NR	L, 56-67
2-20	Florida (H)	NR	14	L, 61-68
2-23	Mississippi State (A)	NR	NR	W, 84-82
2-26	Vanderbilt (H)	NR	18	L, 69-90
3-2	Georgia (A)	NR	NR	L, 53-73
3-5	Auburn (H)	NR	NR	L, 51-60

SEC Tournament - Atlanta, Ga.

3-10	Vanderbilt (N)	NR	NR	L, 50-62
------	----------------	----	----	----------

* Exhibition

2011-12 RECORD: 18-15, 7-9

Coach: Trent Johnson

DATE	OPPONENT	LSU RANK	OPP RANK	RESULTS
11-12	Nicholls St. (H)	NR	NR	W, 96-74
11-15	Coastal Carolina (A)	NR	NR	L, 63-71
Charleston Classic - Charleston, S.C.				
11-17	Northwestern (N)	NR	N R	L, 82-88
11-18	Western Kentucky (N)	NR	NR	W, 76-57
11-20	Georgia Tech (N)	NR	NR	W, 59-50
11-23	South Alabama (H)(ot)	NR	NR	L, 75-79
11-29	Houston (A)	NR	NR	W, 59-58

SEC/Big East Challenge

12-3	Rutgers (A)	NR	NR	W, 55-50
12-10	Boise State (H)	NR	NR	W, 64-45
12-15	UC Irvine (H)	NR	NR	W, 66-59
12-19	Marquette (H)	NR	10	W, 67-59
12-22	North Texas (A)	NR	NR	W, 67-58
12-29	Grambling (H)	NR	NR	W, 69-37
1-2	Virginia (H)	NR	21	L, 52-57
1-7	Ole Miss (H)	NR	NR	W, 81-55

1-11	Alabama (A)	NR	NR	L, 53-69
1-14	Arkansas (A)	NR	NR	L, 60-69
1-17	Auburn (H)(ot)	NR	NR	W, 65-58
1-21	Florida (A)	NR	17	L, 64-76
1-25	Mississippi State (A)	NR	18	L, 71-76
1-28	Kentucky (H)	NR	1	L, 50-74
2-4	Arkansas (H)	NR	NR	W, 71-65
2-8	Vanderbilt (A)	NR	NR	L, 61-76
2-11	Alabama (H)	NR	NR	W, 67-58
2-14	Mississippi State (H)(ot)	NR	NR	W, 69-67
2-18	South Carolina (A)	NR	NR	W, 68-58
2-22	Georgia (H)	NR	NR	W, 61-53
2-25	Ole Miss (A)	NR	NR	L, 48-72
2-29	Tennessee (H)(ot)	NR	NR	L, 69-74
3-3	Auburn (A)	NR	NR	L, 52-67

SEC Tournament - New Orleans, La.

3-8	Arkansas (N)	NR	NR	W, 70-54
3-9	Kentucky (N)	NR	1	W, 60-51

NIT First Round - Eugene, Ore.

3-13	Oregon (A)	NR	NR	L, 76-96
------	------------	----	----	----------

Series Records

ALABAMA (67-101)

Jan. 1916	H	L	25-39
Jan. 1916	H	L	25-44
Feb. 1916	A	W	25-18
Jan. 1917	H	W	34-7
Feb. 1917	A	W	38-9
Feb. 9, 1918	A	W	28-25
Feb. 9, 1920	A	W	30-11
Feb. 23, 1920	H	W	44-19
Feb. 12, 1924	A	L	8-44
Jan. 25, 1926	A	L	15-26
Jan. 26, 1926	A	W	28-22
Jan. 1929	A	L	16-38
Jan. 1929	A	L	28-37
Feb. 3, 1930	A	L	20-37
Feb. 4, 1930	A	L	22-28
Jan. 22, 1931	H	L	26-40
Jan. 23, 1931	H	L	28-37
Jan. 22, 1932	A	L	25-34
Jan. 23, 1932	A	L	25-37
Jan. 4, 1933	H	W	32-27
Jan. 5, 1933	H	L	36-40
Jan. 12, 1934	A	L	33-36
Jan. 13, 1934	A	L	29-37
Jan. 7, 1935	H	W	34-32
Jan. 8, 1935	H	W	41-39
Jan. 10, 1936	A	L	25-37
Jan. 11, 1936	A	L	34-43
Feb. 28, 1936	Knox	L	30-52
Jan. 6, 1937	H	W	43-33
Jan. 7, 1937	H	W	47-27
Feb. 7, 1938	A	L	33-41
Feb. 8, 1938	A	L	32-33
Jan. 6, 1939	H	W	33-29
Jan. 7, 1939	H	L	30-39
Jan. 15, 1940	A	W	33-28
Feb. 29, 1940	Knox	L	25-51
Jan. 6, 1941	H	W	37-28
Jan. 13, 1941	A	L (ot)	32-36
Jan. 12, 1942	A	L	28-40
Feb. 27, 1942	Lville	L (ot)	31-45
Jan. 1943	A	W	32-29
Jan. 1943	A	W	36-32
Jan. 26, 1943	Lville	W	47-41
Jan. 14, 1946	A	W	48-26
Jan. 16, 1946	H	W	44-30
Jan. 13, 1947	A	L	38-45
Feb. 7, 1947	H	W	54-43
Jan. 27, 1948	A	L	43-49
March 1, 1948	H	L	32-37
Jan. 20, 1949	H	W	51-44
Feb. 5, 1949	A	L	45-56
Jan. 20, 1950	SA	W	64-58
Feb. 3, 1950	H	L	52-60
Dec. 23, 1951	A	L	69-94
Dec. 8, 1951	H	W	68-61
Dec. 17, 1952	A	W	58-45
Feb. 22, 1954	H	W	79-61
Feb. 21, 1955	A	L	51-71
Feb. 1956	H	L	59-77
Feb. 18, 1957	A	L	70-82
Dec. 20, 1957	Char	L	50-60
Feb. 1958	H	W	58-49
Feb. 16, 1959	A	L	84-89
Feb. 15, 1960	H	W	66-53
Feb. 20, 1961	A	L	60-68
Dec. 16, 1961	Birm	W	72-63
Feb. 19, 1962	H	W	69-60
Feb. 18, 1963	A	L	71-75
Feb. 17, 1964	H	L	70-72
Feb. 6, 1965	H	W	67-64
Feb. 1965	A	L	78-90
Feb. 7, 1966	A	L	62-66
Feb. 19, 1966	H	L	73-81
Jan. 14, 1967	A	L (ot)	74-76
Feb. 18, 1967	H	L	77-86
Dec. 30, 1967	H	W	81-70
Feb. 17, 1968	A	W	99-89
Jan. 4, 1968	A	L	82-85
Feb. 8, 1968	H	W	81-75
Jan. 3, 1970	H	W	90-83
Feb. 7, 1970	A	L	104-106

Jan. 4, 1971	A	L	87-101
Feb. 6, 1971	H	W	107-78
Jan. 10, 1972	H	L	80-101
Feb. 12, 1972	A	L (4ot)	99-103
Jan. 6, 1973	A	L	66-77
Feb. 10, 1973	H	W	72-70
Jan. 19, 1974	H	L (ot)	79-80
Feb. 18, 1974	A	L	87-99
Jan. 18, 1975	A	L	67-93
Feb. 17, 1975	H	L	76-80
Jan. 17, 1976	A	L	75-113
Feb. 14, 1976	H	L	74-78
Jan. 8, 1977	A	L	77-80
Feb. 5, 1977	H	L (ot)	70-77
Jan. 4, 1978	A	L	67-70
March 6, 1978	H	W	103-85
Jan. 10, 1979	A	L	76-90
Feb. 22, 1979	H	W	86-88
Jan. 7, 1980	H	L	56-57
Feb. 6, 1980	A	W (ot)	68-66
Feb. 29, 1980	Birm	W	73-66
Jan. 14, 1981	A	W	59-56
Feb. 11, 1981	H	W	70-57
Jan. 13, 1982	A	L	86-109
Feb. 10, 1982	H	W	73-68
Jan. 22, 1983	A	L	70-75
Feb. 19, 1983	H	L	67-71
Jan. 21, 1984	H	W	85-84
Feb. 17, 1984	A	L (ot)	49-51
March 11, 1984	Nash	L (ot)	70-72
Dec. 30, 1984	H	W	63-61
Jan. 9, 1985	A	L	67-89
Jan. 9, 1986	A	L	67-83
Feb. 9, 1986	H	L	71-80
Jan. 15, 1987	A	L	65-69
Feb. 14, 1987	H	L	52-60
March 8, 1987	Atl	L	62-69
Jan. 20, 1988	H	W	67-52
Feb. 20, 1988	A	L	59-72
Jan. 21, 1989	H	W	80-76
Feb. 22, 1989	A	L	72-87
Jan. 21, 1990	A	L	55-70
Feb. 21, 1990	H	W	75-69
Jan. 15, 1991	A	W	90-80
Feb. 17, 1991	H	W	88-81
Jan. 14, 1992	A	W	89-81
Jan. 29, 1992	H	W	73-65
Jan. 6, 1993	A	L	67-77
Feb. 23, 1993	H	W	76-68
Jan. 19, 1994	H	L	67-71
Feb. 8, 1994	A	L	66-75
Jan. 17, 1995	A	W	74-61
Feb. 11, 1995	H	L	66-74
Jan. 6, 1996	H	W	99-77
Feb. 17, 1996	A	L	73-76
Jan. 25, 1997	A	L	66-75
Feb. 15, 1997	H	L	72-78
Jan. 7, 1998	H	L	57-60
Feb. 21, 1998	A	L	60-69
Jan. 15, 1999	H	W	71-70
Feb. 10, 1999	A	L (3ot)	71-72
Jan. 5, 2000	H	W	78-66
Feb. 5, 2000	A	W	93-60
Jan. 6, 2001	H	L	73-82
Feb. 3, 2001	A	L	66-76
Jan. 5, 2002	A	L	74-76
Feb. 2, 2002	H	L	48-57
Feb. 1, 2003	A	L	74-76
March 8, 2003	H	W	66-62
Jan. 10, 2004	H	W	70-66
Jan. 31, 2004	A	W	60-54
Jan. 8, 2005	A	L	58-73
Feb. 22, 2005	H	W	61-59
Jan. 21, 2006	H	W	68-57
Feb. 11, 2006	A	L	62-67
Jan. 9, 2007	A	L	61-71
Jan. 31, 2007	H	L	70-73
Feb. 2, 2008	A	L	72-81
Mar. 5, 2008	H	W	80-74
Jan. 11, 2009	A	L	59-65
Feb. 8, 2009	H	W	76-62
Jan. 9, 2010	H	L	49-66

Jan. 27, 2010	A	L	38-57
Jan. 29, 2011	A	L	46-70
Feb. 17, 2011	H	L	56-67
Jan. 12, 2012	A	L	53-69
Feb. 11, 2012	H	W	67-58

Knox = Knoxville, Tenn.
 Lville = Louisville, Ky.
 SA = San Antonio, Texas
 Char = Charlotte, N.C.
 Birm = Birmingham, Ala.
 Nash = Nashville, Tenn.
 Atl = Atlanta, Ga.

LSU at home: LSU leads, 46-30
at Alabama: Alabama leads, 65-17
at Neutral sites: Alabama leads, 6-4

UAB (1-1)

Dec. 27, 2003	NO	W	78-62
March 17, 2005	Boise	L	68-82

NO = New Orleans, La.

ALCORN STATE (3-0)

March 9, 1980	Den	W	98-88
Dec. 11, 1999	H	W	71-64
Nov. 20, 2008	H	W	77-45

Den = Denton, Texas

APPALACHIAN STATE (1-0)

March 10, 1979	Blm	W	71-57
----------------	-----	---	-------

Blm = Bloomington, Ind.

ARIZONA (3-3)

Dec. 8, 1990	H	W	92-82
Dec. 7, 1991	A	L	67-87
Feb 13, 1999	A	L	71-78
Jan. 29, 2000	H	W	86-60
Dec. 20, 2000	A	L	75-88
Dec. 21, 2002	H	W	66-65

LSU at home: LSU leads, 3-0
at Arizona: Arizona leads, 3-0

ARIZONA STATE (0-2)

Nov. 21, 2007	Maui	L	84-87 (ot)
Nov. 27, 2009	NVC	L	52-71

ARKANSAS (24-31)

Dec. 9, 1949	H	W	62-46
Feb. 15, 1951	LR	L	50-64
Dec. 9, 1958	Sport	W	67-58
Dec. 21, 1961	Sport	L(ot)	81-84
Dec. 19, 1963	LR	W	72-70
Dec. 29, 1977	H	L	62-67
Dec. 20, 1979	LR	W	56-55
Nov. 29, 1980	Anch	L	76-86
Mar. 20, 1981	NO	W	72-56
Jan. 11, 1992	H	L	90-101
March 3, 1992	A	L(ot)	92-106
Feb. 2, 1993	H	L	79-91
March 3, 1993	A	L	75-88
Jan. 11, 1994	A	L	83-84
Mar. 2, 1994	H	L(ot)	105-108
Jan. 31, 1995	A	L	81-105
Feb. 22, 1995	H	L	90-92
Jan. 30, 1996	A	L	68-76
March 2, 1996	H	L	79-94
Jan. 11, 1997	A	L	59-82
Mar. 1, 1997	H	W	66-64
Jan. 4, 1998	A	L	59-62
Jan. 28, 1998	H	L	68-85
Jan. 2, 1999	H	L	75-80
Jan. 27, 1999	A	L	64-86
Jan. 26, 2000	H	W	96-75
Feb. 19, 2000	A	W	78-67
Mar. 11, 2000	Atl	L	67-69
Jan. 27, 2001	H	L	52-59
Feb. 17, 2001	A	L	70-87
March 9, 2001	Nash	L	72-77
Jan. 13, 2002	H	W	75-69
Feb. 16, 2002	A	W	67-63
Jan. 22, 2003	A	L	65-73
Feb. 22, 2003	H	W	75-56

Mar. 13, 2003	NO	W	85-56
Jan. 6, 2004	A	W	66-55
Feb. 7, 2004	H	W	65-52
Jan. 19, 2005	H	W (ot)	66-63
Feb. 12, 2005	A	L	62-65
Jan. 11, 2006	A	W	63-58
Feb. 8, 2006	H	W	78-77
Jan. 20, 2007	A	L	52-72
Feb. 10, 2007	H	W	71-67
Jan. 26, 2008	H	L	52-68
Feb. 20, 2008	A	L	61-87
Jan. 31, 2009	H	W	79-69
Feb. 18, 2009	A	W	72-69
Feb. 10, 2010	A	L	52-87
Feb. 24, 2010	H	W	65-54
Jan. 12, 2011	H	W	56-53
Feb. 12, 2011	A	L	61-80
Jan. 14, 2012	A	L	60-69
Feb. 4, 2012	H	W	71-65
March 8, 2012	NO	W	70-54

LR = Little Rock, Ark.
 Sport = Shreveport, La.
 Anch = Anchorage, Alaska
 NO = New Orleans, La.
 Nash = Nashville, Tenn.

LSU at home: LSU leads, 13-10
At Arkansas: Arkansas leads, 16-5
at Neutral Sites: LSU leads, 6-5

ARK.-MONTICELLO (1-0)

Dec. 22, 2006	LV	W	75-48
---------------	----	---	-------

LV = Las Vegas, Nev.

ARKANSAS STATE (2-1)

Dec. 4, 1986	H	W	73-61
Dec. 19, 1988	A	L	52-66
Dec. 18, 1990	H	W	98-74

ARMY (1-1)

March 21, 1970	MSG	L	68-75
Dec. 21, 1978	MSG	W	83-77

MSG = Madison Square Garden, NY

AUBURN (82-63)

Feb. 10, 1912	A	L	15-38
1916	A	L	23-24
1917	A	W	37-12
Jan. 18, 1918	H	W	43-31
Jan. 19, 1918	H	W	34-27
Feb. 13, 1920	A	L	21-33
Jan. 1929	A	W	45-28
Jan. 1929	A	W	65-28
Feb. 7, 1930	H	W	44-27
Feb. 8, 1930	H	W	49-45
Feb. 8, 1932	H	L	34-48
Feb. 9, 1932	H	L	30-34
Feb. 27, 1932	Atl	L	22-30
Jan. 25, 1933	A	W	26-25
Jan 26, 1933	A	L	24-25

Feb. 1956	H	L	71-80
Feb. 16, 1957	A	L	62-99
March 1958	H	L	58-76
Feb. 14, 1959	A	L	67-115
Feb. 13, 1960	H	L	61-63
Feb. 18, 1961	A	L	65-61
Dec. 15, 1961	Birm	L	50-67
Feb. 17, 1962	H	L	50-55
Feb. 16, 1963	A	L	57-82
Feb. 15, 1964	H	W	86-66
Feb. 13, 1965	A	L	60-101
Jan. 8, 1966	H	L	66-74
Jan. 3, 1967	A	L	59-70
Feb. 8, 1967	H	L	63-80
Jan. 3, 1968	H	W	76-72
Feb. 7, 1968	A	L	69-74
Jan. 11, 1969	A	L	71-90
Feb. 15, 1969	H	W	93-81
Jan. 10, 1970	H	L	70-79
Feb. 16, 1970	A	W	70-64
Jan. 9, 1971	A	W	106-92
Feb. 15, 1971	H	W	114-94
Jan. 15, 1972	H	L	73-77
Feb. 14, 1972	A	L	77-85
Jan. 13, 1973	A	W	79-60
Feb. 12, 1973	H	W	76-74
Jan. 26, 1974	A	W	87-76
Feb. 25, 1974	H	L	89-96
Jan. 25, 1975	H	L	78-87
Feb. 24, 1975	A	L	96-110
Jan. 3, 1976	H	L	86-102
March 6, 1976	A	L	80-90
Jan. 29, 1977	H	W	77-73
Feb. 26, 1977	A	W	86-76
Jan. 23, 1978	H	W	90-79
Feb. 20, 1978	A	W (ot)	101-95
Jan. 15, 1979	H	W	94-82
Feb. 12, 1979	A	W	78-68
Jan. 16, 1980	H	W	93-82
Feb. 13, 1980	A	W	50-44
Jan. 21, 1981	A	W	74-64
Feb. 18, 1981	H	W	58-47
Jan. 20, 1982	H	W	69-68
Feb. 17, 1982	A	L	72-82
Jan. 29, 1983	H	L	62-64
Feb. 26, 1983	A	W	87-61
Jan. 27, 1984	A	L	78-80
Feb. 25, 1984	H	W	81-80
Jan. 26, 1985	H	W	80-62
Feb. 27, 1985	A	W	78-73
March 7, 1985	Birm	L	55-58
Feb. 4, 1986	A	W	63-61
Feb. 26, 1986	H	L	86-92
Jan. 28, 1987	H	W	75-73
March 1, 1987	A	L	62-100
Feb. 3, 1988	A	W	78-69
March 5, 1988	H	L	80-89
Jan. 7, 1989	H	W	104-77
Feb. 8, 1989	A	W	104-91
Jan. 6, 1990	A	W	77-70
Feb. 7, 1990	H	W	82-71
March 9, 1990	Orl	L	76-78
Jan. 12, 1991	A	W	96-84
Feb. 13, 1991	H	W	98-61
March 8, 1991	Nash	L	77-92
Jan. 8, 1992	A	W	87-70
Feb. 22, 1992	H	W	99-82
Jan. 9, 1993	H	W	87-81
Feb. 13, 1993	A	W	75-73
Jan. 8, 1994	H	W	83-72
Feb. 12, 1994	A	L	83-111
Jan. 11, 1995	A	W	76-73
Feb. 25, 1995	H	W	89-78
Jan. 21, 1996	A	L	87-95
Feb. 24, 1996	H	W	93-67
Jan. 22, 1997	H	W	75-59
Feb. 8, 1997	A	L	72-76
Jan. 14, 1998	H	W	59-54
Feb. 14, 1998	A	L	44-66
Jan. 9, 1999	H	L	70-73
Feb. 6, 1999	A	L	54-80
Feb. 9, 2000	H	W	83-68

March 1, 2000	A	W	55-53
Jan. 13, 2001	A	L	69-85
Feb. 10, 2001	H	L	65-76
Jan. 19, 2002	H	W	75-58
March 2, 2002	A	W	59-54
Feb. 8, 2003	A	L	54-56
Feb. 26, 2003	H	W	94-63
Feb. 18, 2004	H	L	68-80
March 6, 2004	A	L	66-78
Feb. 9, 2005	H	W	90-69
Feb. 26, 2005	A	W	77-64
Mar. 11, 2005	Atl	W	89-58
Feb. 1, 2006	H	W	84-69
Feb. 18, 2006	A	W	65-61
Jan. 13, 2007	H	W	65-63
Feb. 28, 2007	A	L	68-80
Jan. 16, 2008	H	L	67-74
Jan. 30, 2008	A	W	81-80
Feb. 21, 2009	H	W	79-72
Mar. 7, 2009	A	L	53-69
Jan. 20, 2010	H	L	80-84
Feb. 27, 2010	A	L	59-74
Jan. 8, 2011	A	W	62-55
March 5, 2011	H	L	51-60
Jan. 17, 2012	H	W (ot)	65-58
March 3, 2012	A	L	52-67

Atl = Atlanta, Ga.
Lvill = Louisville, Ky.
Birm = Birmingham, Ala.
Orl = Orlando, Fla.
Nash = Nashville, Tenn.

LSU at home: LSU leads, 45-23
at Auburn: Auburn leads, 35-33
at Neutral Sites: Auburn leads, 5-4

BALL STATE (O-1)

March 19, 2002	H	L	65-75
----------------	---	---	-------

BAYLOR (3-4)

Feb. 23, 1921	A	L	20-32
Feb. 24, 1921	A	W	34-33
Dec. 14, 1946	H	W	61-34
Dec. 19, 1956	H	W	84-76
Dec. 5, 1964	H	L	72-84
Jan. 7, 1971	H	L	83-90
Dec. 6, 1971	A	L	77-81

LSU at home: Tied, 2-2
at Baylor: Baylor leads, 2-1

BELMONT (1-0)

Dec. 29, 1998	H	W	82-63
---------------	---	---	-------

BIRMINGHAM SOUTHERN (4-0)

Dec. 5, 1951	H	W	77-40
Dec. 5, 1952	H	W	98-38
Dec. 6, 1956	H	W	60-59
Dec. 4, 1958	H	W	79-72

BOGALUSA (1-0)

Dec. 16, 1940	H	W	52-43
---------------	---	---	-------

BOISE STATE (1-0)

Dec. 10, 2011	H	W	64-45
---------------	---	---	-------

BOSTON UNIVERSITY (2-0)

Dec. 30, 1973	H	W	102-64
Dec. 28, 1979	H	W	92-72

BRIGHAM YOUNG (1-1)

Dec. 1960	Jvillie	L	57-67
March 19, 1992	Boise	W	94-83

Jvillie = Greenville, S.C.
Boise = Boise, Idaho

BRIGHAM YOUNG-HAWAII (2-0)

Nov. 30, 1985	A	W	89-71
Dec. 31, 1986	A	W	85-70

BUTLER (1-0)

Mar. 19, 2009	C'boro	W	75-71
---------------	--------	---	-------

CALIFORNIA (2-1)

Nov. 29, 1975	H	W	85-68
Dec. 22, 1976	A	W	69-67
March 18, 1993	Chi	L	64-66

Chi = Chicago, Ill.

UC-IRVINE (1-0)

Dec. 15, 2011	H	W	66-59
---------------	---	---	-------

UCLA (0-8)

Dec. 30, 1950	A	L	66-95
Dec. 27, 1965	A	L	89-95
Dec. 23, 1969	A	L	84-133
Dec. 23, 1981	NO	L	76-83
Dec. 20, 1982	A	L	68-82
Dec. 18, 1993	A	L	80-100
Dec. 17, 1994	H	L	72-92
April 1, 2006	Ind	L	45-59

NO = New Orleans, La.
Ind = Indianapolis, Ind.

LSU at home: UCLA leads, 1-0
at UCLA: UCLA leads, 5-0
at Neutral Sites: UCLA leads, 2-0

CAL STATE FULLERTON (1-0)

Dec. 2, 2008	H	W	84-63
--------------	---	---	-------

CAL STATE-L.A. (1-0)

Dec. 8, 1989	H	W	82-57
--------------	---	---	-------

CAMPBELL (2-0)

Dec. 16, 1992	H	W	93-71
Nov. 17, 2002	H	W	83-59

CANISIUS (0-2)

Dec. 21, 1946	A	L	50-58
Dec. 13, 1947	A	L	44-59

CENTENARY (9-1)

Dec. 21, 1914	A	W	38-17
Dec. 28, 1956	A	L	75-83
Dec. 19, 1995	H	W	65-63
Nov. 24, 1997	H	W	59-41
Dec. 21, 1999	A	W	80-52
Jan. 17, 2001	H	W	85-44
Jan. 15, 2003	H	W	112-65
Jan. 3, 2004	A	W	66-63
Nov. 28, 2008	H	W	64-58
Nov. 24, 2010	H	W	78-36

CENTRAL CONN. STATE (1-0)

Jan. 20, 1993	H	W	86-53
---------------	---	---	-------

CENTRAL MICHIGAN (1-0)

Dec. 11, 2010	H	W	59-55
---------------	---	---	-------

CITY COLLEGE-N.Y. (1-0)

Nov. 28, 1975	H	W	109-73
---------------	---	---	--------

CHAMINADE (3-0)

Nov. 26, 1982	A	W	75-62
Dec. 29, 1988	A	W	94-79
Nov. 20, 2007	Maui	W	78-72

CHAPMAN (1-0)

Dec. 7, 1990	H	W	101-68
--------------	---	---	--------

CLEMSON (3-2)

Dec. 28, 1955	Jvillie	L	95-100
Dec. 29, 1966	Cvillie	L	82-92
Jan. 24, 1968	H	W	104-81
Dec. 7, 1968	A	W	86-85
Dec. 20, 1969	A	W	111-103

Jvillie = Jacksonville, Fla.
Cvillie = Greenville, S.C.

CLEVELAND STATE (1-0)

Dec. 18, 1982	H	W	115-77
---------------	---	---	--------

COASTAL CAROLINA (0-2)

Dec. 13, 2010	H	L (ot)	69-78
Nov. 15, 2011	A	L	63-71

COLGATE (2-0)

Dec. 29, 1978	H	W	100-73
Nov. 28, 1980	Anch	W	79-61

Anch = Anchorage, Alaska

COLUMBUS AC (GA) (0-1)

Feb. 1916	A	L	21-42
-----------	---	---	-------

CONNECTICUT (1-3)

March 14, 1991	Minn	L	62-79
Jan. 7, 2006	A	L	66-67
Jan. 6, 2007	H	W	66-49
Nov. 25, 2009	NYC	L	55-81

Minn = Minneapolis, Minn.
NYC = New York City, Madison Square Garden

COPPIN STATE (0-1)

Dec. 22, 1994	H	L	66-69
---------------	---	---	-------

CORNELL (3-0)

Dec. 28, 1962	Mia	W	55-48
Dec. 23, 1975	H	W	87-71
Dec. 30, 1995	H	W	70-60

Mia = Miami, Fla.

CREIGHTON (0-1)

Dec. 30, 1964	OKC	L	79-93
---------------	-----	---	-------

OKC = Oklahoma City, Okla.

DAYTON (0-2)

March 16, 1984	SLC	L	66-74
Nov. 26, 1995	Haw	L	73-86

SLC = Salt Lake City, Utah
Haw = Honolulu, Hawaii

DELAWARE (1-0)

Dec. 29, 1979	H	W	92-64
---------------	---	---	-------

DELAWARE STATE (1-0)

Dec. 3, 2002	H	W	65-44
--------------	---	---	-------

DENISON (1-0)

Jan. 1, 1987	Haw	W	99-45
--------------	-----	---	-------

Haw = Honolulu, Hawaii

DENVER (1-0)

Dec. 18, 1964	Evan	W	88-82
---------------	------	---	-------

Evan = Evansville, Ind.

DEPAUL (3-3)

Feb. 5, 1940	A	L	28-53
Dec. 26, 1970	OKC	W	91-72
Dec. 30, 1975	H	L	67-70
Dec. 21, 1977	H	W	68-67
Jan. 20, 1980	A	L	75-78
March 20, 1987	Cinn	W	63-58

OKC = Oklahoma City, Okla.
Cinn = Cincinnati, Ohio

LSU at home: Tied, 1-1
at DePaul: DePaul leads, 2-0
at Neutral Sites: LSU leads, 2-0

DIXON ACADEMY (2-0)

Series Records

Dec. 20, 1974	Col	W	105-95
Feb. 10, 1991	A	L	70-88
Feb. 8, 1992	H	L	67-77
Dec. 22, 1992	Maui	L	67-96
Mar. 23, 2006	Atl	W	62-54

Atl = Atlanta, Ga.
Col = Columbia, S.C.
Maui = Maui, Hawaii

LSU at home: Duke leads, 1-0
at Duke: Duke leads, 2-0
at Neutral Sites: Tied, 2-2

DUQUESNE (1-0)

Dec. 30, 1968	OKC	W	94-91
---------------	-----	---	-------

OKC = Oklahoma City, Okla.

EVANSVILLE (0-1)

Dec. 19, 1964	A	L	73-93
---------------	---	---	-------

FARLEIGH-DICKINSON (1-0)

Dec. 22, 1975	H	W	93-70
---------------	---	---	-------

FLORIDA (60-40)

Feb. 28, 1947	Lville	W	60-45
Jan. 5, 1948	H	L	36-38
Dec. 11, 1948	A	W	52-50
Dec. 17, 1949	H	W	73-49
March 2, 1950	Lville	W	66-57
Dec. 9, 1950	A	W	77-59
Feb. 23, 1952	H	W	65-57
March 1952	Lville	W	77-69
Feb. 10, 1953	A	W	68-56
Jan. 11, 1954	H	W	91-59
Jan. 10, 1955	A	L	73-78
Jan. 1956	H	W	91-90
Jan. 8, 1957	A	L	50-74
Jan. 1958	H	L	57-81
Jan. 5, 1959	A	L	63-69
Jan. 2, 1960	H	L	63-73
Jan. 1961	A	L	75-79
Jan. 6, 1962	H	W	74-57
Jan. 5, 1963	A	W	72-63
Jan. 6, 1964	H	W	87-65
Jan. 4, 1965	A	L	62-102
Feb. 28, 1966	H	W	86-73
Jan. 7, 1967	H	L	70-87
Feb. 11, 1967	A	L	71-95
Jan. 6, 1968	A	L	90-97
Feb. 10, 1968	H	W (ot)	93-92
Dec. 18, 1968	H	W (ot)	93-89
Feb. 12, 1969	A	L	79-95
Feb. 4, 1970	A	W	97-75
Feb. 11, 1970	H	W	94-85
Dec. 18, 1970	H	W	87-77
Feb. 10, 1971	A	W	86-74
Dec. 22, 1971	A	L	81-92
Jan. 24, 1972	H	W	84-73
Dec. 22, 1972	H	W	67-54
Jan. 22, 1973	A	L	70-73
Jan. 7, 1974	A	L	68-72
Feb. 9, 1974	H	W	102-81
Jan. 6, 1975	H	W	92-91
Feb. 8, 1975	A	L	76-92
Jan. 5, 1976	H	W	85-79
March 8, 1976	A	L	81-94
Jan. 31, 1977	H	L	68-83
Feb. 28, 1977	A	W	79-74
Jan. 21, 1978	H	L	70-74
Feb. 18, 1978	A	L	72-73
Jan. 13, 1979	H	W	80-72
Feb. 10, 1979	A	W (ot)	88-82
Dec. 1, 1979	H	W	112-81
Jan. 26, 1980	A	W	66-58
Feb. 28, 1980	Birm	W	95-82
Jan. 3, 1981	A	W	92-66
Jan. 31, 1981	H	W	92-75
March 5, 1981	Birm	W	85-73
Jan. 2, 1982	H	W	61-60
Jan. 30, 1982	A	W	61-59
Feb. 1, 1983	H	W	78-69
Feb. 28, 1983	A	W (ot)	91-87

Feb. 1, 1984	A	L	60-78
Feb. 27, 1984	H	W	77-73
Jan. 23, 1985	H	W	86-68
Feb. 23, 1985	H	W	61-59
Jan. 22, 1986	A	L	65-74
Feb. 22, 1986	H	W	80-69
March 6, 1986	Lex	W	72-66
Dec. 16, 1986	A	L	75-96
Jan. 21, 1987	H	L	51-75
March 6, 1987	Atl	W	72-66
Jan. 27, 1988	A	L	50-61
March 6, 1988	H	W	86-69
Dec. 10, 1988	A	W	111-101
March 1, 1989	H	L	95-104
Jan. 27, 1990	H	W	70-52
Feb. 27, 1990	A	L	63-76
Jan. 26, 1991	H	W	76-66
Feb. 27, 1991	A	W	79-66
Feb. 5, 1992	A	W	70-50
Jan. 16, 1993	H	W	85-51
Jan. 5, 1994	A	L	73-74
Jan. 3, 1995	H	W	70-66
Jan. 27, 1996	A	L	70-73
Jan. 7, 1997	H	W (ot)	88-82
Jan. 17, 1998	A	W	66-63
Jan. 20, 1999	H	L	58-77
Mar. 4, 1999	Atl	L	75-97
Jan. 12, 2000	A	L	57-82
Feb. 13, 2001	H	L (ot)	74-81
Feb. 16, 2002	A	L	70-102
Jan. 28, 2003	H	L	53-70
March 14, 2003	NO	W	65-61
Feb. 14, 2004	A	W	73-70
Feb. 19, 2005	H	W	77-73
Feb. 11, 2006	A	L	62-71
Mar. 11, 2006	Nv	L	65-81
Feb. 24, 2007	H	W	66-56
Feb. 13, 2008	A	W	85-73
Feb. 24, 2009	H	W	81-75
Jan. 16, 2010	A	L	58-72
Feb. 20, 2011	H	L	61-68
Jan. 21, 2012	A	L	64-76

Lville = Louisville, Ky.
Birm = Birmingham, Ala.
Lex = Lexington, Ky.
Atl = Atlanta, Ga.
NO = New Orleans
NV = Nashville, Tenn.

LSU at home: LSU leads, 34-12
at Florida: Florida leads, 26-18
at Neutral Sites: LSU leads, 9-2

FLORIDA STATE (3-2)

Dec. 1957	H	W	67-51
Dec. 27, 1958	A	L	67-82
Dec. 1, 1959	H	W	89-78
Dec. 16, 1967	Mil	L	100-130
Dec. 30, 2004	NO	W	67-50

Mil = Milwaukee, Wis.
NO = New Orleans, La.

FORDHAM (1-0)

Dec. 28, 1953	NO	W	65-49
---------------	----	---	-------

NO = New Orleans, La.

FRESNO STATE (1-2)

Dec. 28, 1996	H	W#	79-75
Nov. 26, 1997	A	L	65-90
Nov. 28, 1999	Hon	W	95-85

= Game vacated by NCAA
Hon = Honolulu, Hawaii

FURMAN (0-1)

Dec. 1960	A	L (3ot)	55-56
-----------	---	---------	-------

GEORGE MASON (1-0)

Dec. 3, 1994	H	W	127-104
--------------	---	---	---------

GEORGETOWN (4-2)

March 15, 1970	NYC	W	83-82
----------------	-----	---	-------

Jan. 6, 1972	H	W	90-71
Nov. 30, 1980	Anch	W	76-67
Feb. 2, 1986	A	L	72-74
March 18, 1988	Hford	L	63-66
Jan. 28, 1989	NO	W	82-80

GEORGIA (61-41)

Feb. 11, 1920	A	L	15-32
Dec. 23, 1935	H	W	46-34
March 2, 1939	Knox	W	50-28
Jan. 1943	A	W	54-39
March 2, 1946	Lville	W	60-41
Feb. 6, 1951	A	L	65-68
Jan. 18, 1952	H	W	98-60
Jan. 19, 1953	A	W	55-50
Jan. 8, 1954	H	W	97-62
Jan. 9, 1954	H	W	100-53
Jan. 8, 1955	A	L (ot)	70-76
Dec. 29, 1955	Jville	W	91-86
Jan. 7, 1956	H	W	96-77
Jan. 6, 1957	A	L	70-78
Jan. 1958	H	L	56-59
Dec. 29, 1958	Jville	W	63-60
Jan. 3, 1959	A	W	79-66
Dec. 29, 1959	Jville	L	67-79
Jan. 4, 1960	H	W	81-77
Jan. 1961	A	L	66-80
Jan. 8, 1962	H	W	76-57
Jan. 7, 1963	A	L (ot)	67-76
Jan. 4, 1964	H	W	81-63
Jan. 2, 1965	H	W	70-69
Jan. 1, 1966	A	L	52-82
Jan. 9, 1967	H	W	87-85
Feb. 13, 1967	A	L	65-78
Jan. 8, 1968	A	W	79-76
Feb. 12, 1968	H	L	73-78
Dec. 21, 1968	H	W	98-89
March 8, 1969	A	W (2ot)	90-80
Feb. 18, 1970	H	W	88-86
March 7, 1970	A	W	99-88
Dec. 21, 1970	H	W	97-76
March 6, 1971	A	W	69-66
Dec. 20, 1971	A	L	95-115
Jan. 22, 1972	H	W	69-68
Dec. 16, 1972	H	L	62-66
Jan. 20, 1973	A	W	56-55
Jan. 21, 1974	H	W	90-83
Feb. 23, 1974	A	W	84-79
Jan. 20, 1975	A	W	90-89
Feb. 22, 1975	H	W (ot)	96-90
Jan. 24, 1976	H	L	79-83
Feb. 21, 1976	A	L	70-75
Jan. 17, 1977	H	W	97-77
Feb. 14, 1977	A	W	75-69
Jan. 7, 1978	H	W	96-78
Feb. 4, 1978	A	W	89-68
Jan. 3, 1979	H	W	97-75
Jan. 27, 1979	A	L	88-93
Jan. 12, 1980	A	L (2ot)	72-73
Feb. 9, 1980	H	W	96-77
Jan. 17, 1981	H	W	78-65
Feb. 14, 1981	A	W	64-62
March 6, 1981	Birm	L	60-68
Jan. 16, 1982	A	W	54-53
Feb. 13, 1982	H	L	51-57
Jan. 8, 1983	H	W	60-56
Feb. 5, 1983	A	W	70-59
Jan. 5, 1984	A	W	81-77
Feb. 4, 1984	H	W (ot)	69-68
Jan. 2, 1985	A	W	79-74
Feb. 2, 1985	H	L	58-59
Feb. 1, 1986	A	L	76-92
Jan. 10, 1987	H	L (ot)	63-84
Feb. 11, 1987	A	L	57-63
March 7, 1987	Atl	W (2ot)	89-88
Jan. 16, 1988	A	L	50-59
Feb. 17, 1988	H	W	63-62
Jan. 25, 1989	A	W	80-79
Feb. 20, 1989	H	W	97-83
Jan. 24, 1990	H	L (ot)	92-94
Feb. 25, 1990	A	L	85-86
Jan. 7, 1991	H	W	83-76

Feb. 8, 1991	A	W	89-86
Feb. 11, 1992	H	L	62-84
Feb. 27, 1993	A	L	78-81
Feb. 19, 1994	H	L	84-100
March 10, 1994	Mem	L	70-83
Feb. 18, 1995	A	L	89-98
Feb. 7, 1996	H	L	82-85
Feb. 22, 1997	A	L	59-82
March 6, 1997	Mem	L	54-75
Jan. 24, 1998	H	L	52-61
Feb. 20, 1999	A	L	57-59
Jan. 19, 2000	H	W	61-57
Jan. 21, 2001	A	L	63-68
March 8, 2001	Nash	W	63-62
Feb. 23, 2002	H	L	54-55
March 8, 2002	Atl	W	78-76
Jan. 5, 2003	H	L	63-89
Jan. 28, 2004	H	W	63-59
Feb. 2, 2005	A	W	95-79
Jan. 25, 2006	H	W	81-52
Jan. 28, 2007	A	L	54-57
March 2, 2008	H	W	71-64
Feb. 4, 2009	A	W	80-62
March 6, 2010	H	W	50-48
March 2, 2011	A	L	53-73
Feb. 22, 2012	H	W	61-53

Knox = Knoxville, Tenn.
Lville = Louisville, Ky.
Jville = Jacksonville, Fla.
Birm = Birmingham, Ala.
Atl = Atlanta, Ga.
Mem = Memphis, Tenn.
Nash = Nashville, Tenn.

LSU at home: LSU leads, 33-13
at Georgia: Georgia leads, 24-21
at Neutral Sites: LSU leads, 7-4

GEORGIA STATE (1-0)

Dec. 28, 1994	H	W	105-70
---------------	---	---	--------

GEORGIA TECH (21-14)

Feb. 10, 1927	H	W	29-27
Feb. 26, 1932	A	W	36-33
Feb. 4, 1938	H	W	47-35
Feb. 9, 1939	A	L	35-37
Feb. 2, 1940	H	L	33-34
Feb. 10, 1941	A	W	43-41
Feb. 6, 1942	H	W	54-41
Jan. 1943	A	L	44-45
Jan. 10, 1948	H	L	40-52
Jan. 26, 1948	A	W	54-46
Jan. 8, 1949	H	W	65-59
Feb. 7, 1949	A	W	72-63
March 4, 1949	Lville	W	55-53
Jan. 6, 1950	H	W	63-52
Feb. 6, 1950	A	L	58-85
Jan. 5, 1951	H	W	68-49
Feb. 4, 1952	A	W	73-51
Feb. 21, 1953	H	W	76-52
Feb. 13, 1954	A	W	89-54
Feb. 12, 1955	H	L (ot)	72-79
Feb. 13, 1956	A	L	74-97
Feb. 11, 1957	H	L	60-87
Feb. 1958	A	L	61-88
Feb. 9, 1959	H	L	63-64
Feb. 8, 1960	A	L	56-76
Feb. 1961	H	W	63-50

LSU at home: LSU leads, 10-5
at Georgia Tech: Tied, 8-8
at Neutral Sites: LSU leads, 3-1

GRAMBLING STATE (3-0)

Nov. 20, 2000	H	W	112-37
Dec. 13, 2008	H	W	87-41
Dec. 29, 2011	H	W	69-37

HARDIN-SIMMONS (4-0)

Dec. 30, 1947	FtW	W	62-46
Dec. 14, 1985	H	W	87-71
Dec. 19, 1986	H	W	77-71
Dec. 30, 1989	H	W	100-66

FtW = Fort Worth, Texas

HAWAII (0-1)

Nov. 28, 1982	A	L	66-68
---------------	---	---	-------

HAWAII-HILO (2-0)

Dec. 3, 1985	A	W	70-61
Nov. 24, 2001	A	W	64-62

HAWAII-LOA (1-0)

Dec. 2, 1985	A	W	77-68
--------------	---	---	-------

HAWAII-PACIFIC (2-0)

Nov. 27, 1982	A	W	98-76
Dec. 1, 1985	A	W	101-89

HOLY CROSS (1-1)

March 14, 1953	Ral	W	81-73
Dec. 29, 1953	NO	L	56-66

Ral = Raleigh, N.C.

NO = New Orleans, La.

HOUSTON (7-9)

Dec. 22, 1962	A	W	74-73
Dec. 15, 1965	A	L	87-110
Dec. 27, 1971	A	L	66-100
Dec. 29, 1981	NO	L	69-73
Dec. 6, 1983	H	L	91-100
Dec. 8, 1984	A	L	73-81
Dec. 30, 1997	H	W	72-50
Nov. 30, 1998	A	L	55-67
Nov. 28, 2000	A	W	61-59
Dec. 20, 2001	H	W	73-69
Jan. 8, 2003	H	W	80-51
Dec. 30, 2003	A	L	52-60
Dec. 21, 2004	A	L	72-81
Nov. 29, 2005	H	L	83-84
Nov. 30, 2010	H	W	73-57
Nov. 29, 2011	A	W	59-58

NO = New Orleans

LSU at home: LSU leads, 4-2
at Houston: Houston leads, 5-3
at Neutral Sites: Houston leads, 1-0

HOUSTON BAPTIST (1-0)

Dec. 19, 1983	H	W	60-59
---------------	---	---	-------

HOWARD (1-0)

Dec. 27, 1999	H	W	81-55
---------------	---	---	-------

ILLINOIS (0-2)

Dec. 22, 1988	H	L	100-127
Dec. 22, 1990	A	L	96-102

ILLINOIS-CHICAGO (1-0)

Dec. 30, 1986	Hon	W	117-84
---------------	-----	---	--------

Hon = Honolulu, Hawaii

INDIANA (0-5)

March 17, 1953	KC	L	67-80
March 13, 1954	IC	L	62-73

March 28, 1981	Phil	L	49-67
March 22, 1987	Cin	L	76-77
March 21, 1992	Boi	L	79-89

KC = Kansas City, Mo.
 IC = Iowa City, Iowa
 Phil = Philadelphia, Pa.
 Cin = Cincinnati, Ohio
 Boi = Boise, Idaho

INDIANA STATE (1-0)

Nov. 16, 2009	H	W	56-45
---------------	---	---	-------

IONA (2-0)

Dec. 22, 1973	H	W	105-78
Mar. 16, 2006	Jv	W	80-64

Jv = Jacksonville, Fla.

IOWA (2-1)

Dec. 28, 1963	Port	W	92-81
Nov. 26, 1996	Maui	W*	70-60
March 13, 2002	A	W	63-61

*Game forfeited by NCAA

Port = Portland, Ore.

Maui = Maui, Hawaii

JACKSONVILLE (0-1)

Dec. 30, 1959	A	L	63-72
---------------	---	---	-------

JACKSON STATE (3-1)

Dec. 22, 1995	H	L	76-87
Dec. 14, 1997	H	W	57-49
Dec. 12, 1998	H	W	72-53
Nov. 15, 2008	H	W	79-65

JEFFERSON COLLEGE (5-0)

Dec. 1915	H	W	55-18
Dec. 13, 1917	H	W	42-18
Feb. 1, 1919	H	W	66-18
Dec. 30, 1919	H	W	46-15
Dec. 31, 1919	H	W	57-24

KANSAS (1-3)

Dec. 12, 1953	H	W	68-63
Dec. 6, 1954	A	L	58-83
Nov. 17, 1989	H	L	83-89
Nov. 25, 1996	Maui	L	53-82

Maui = Maui, Hawaii

KENTUCKY (24-82)

Feb. 22, 1933	Atl	L	38-51
Feb. 26, 1937	Knox	L	37-57
March 3, 1939	Knox	L	34-53
March 3, 1944	Lville	L	28-55
Feb. 1945	Lville	L	37-63
March 2, 1946	N	L	36-59
March 1948	N	L	47-63
Jan. 31, 1951	H	L	59-81
Jan. 5, 1952	A	L	47-57
March 1952	N	L	43-44
March 9, 1954	Nash	L	56-63
Dec. 4, 1954	A	L	58-74
Jan. 17, 1955	H	L	62-64
Dec. 3, 1955	H	L	52-62
Jan. 14, 1956	A	L	85-107
Jan. 12, 1957	H	L	46-51
Jan. 1958	A	L	52-97
Jan. 10, 1959	H	L	61-76
Jan. 9, 1960	A	L	45-77
Jan. 1961	H	W	73-59
Jan. 12, 1962	A	L	63-84
Jan. 11, 1963	H	L	56-63
Jan. 10, 1964	A	L	84-103
Jan. 9, 1965	H	L	66-79
Jan. 24, 1966	A	L	85-111
Jan. 28, 1967	A	L	72-102
Feb. 4, 1967	H	L	84-105
Jan. 27, 1968	H	L	95-121
Feb. 3, 1968	A	L	96-109
Jan. 25, 1969	H	L	96-108
Feb. 22, 1969	A	L	89-103

Jan. 24, 1970	A	L	96-109
Feb. 21, 1970	H	L	105-121
Jan. 23, 1971	H	L	79-82
Feb. 20, 1971	A	L	73-110
Jan. 29, 1972	A	L	71-89
Feb. 26, 1972	H	W	88-71
Jan. 27, 1973	H	L	71-86
Feb. 24, 1973	A	L	76-94
Jan. 5, 1974	H	W	95-84
Feb. 4, 1974	A	L	70-73
Jan. 4, 1975	A	L	80-115
Feb. 3, 1975	H	L	76-77
Feb. 2, 1976	A	L	71-85
Feb. 1, 1976	H	L	70-85
Jan. 22, 1977	A	L	72-87
Feb. 19, 1977	H	L	76-90
Jan. 14, 1978	A	L	76-96
Feb. 11, 1978	H	W (ot)	95-94
Jan. 6, 1979	A	W	93-89
Feb. 3, 1979	H	W	70-61
March 2, 1979	Birm	L	67-80
Jan. 28, 1980	A	W	65-60
Feb. 24, 1980	H	L (ot)	74-76
March 1, 1980	Birm	W	80-78
Jan. 19, 1981	H	W	81-67
March 1, 1981	A	L	71-73
Jan. 25, 1982	A	L	65-76
Feb. 27, 1982	H	W	94-78
Jan. 5, 1983	A	L	50-52
March 5, 1983	H	W	74-60
Jan. 7, 1984	H	L	80-96
March 5, 1984	A	L	68-80
Jan. 31, 1985	A	L	43-53
March 2, 1985	H	W	67-61
Jan. 29, 1986	H	L	52-54
March 1, 1986	A	L	57-68
March 7, 1986	A	L	58-61
March 22, 1986	Atl	W	59-57
Jan. 18, 1987	A	W	76-41
Feb. 21, 1987	H	W	65-52
Jan. 23, 1988	H	L	61-76
Feb. 24, 1988	A	L	65-92
March 12, 1988	H	L	80-86
Jan. 14, 1989	A	W	64-62
Feb. 15, 1989	H	W	99-80
Jan. 13, 1990	H	W	94-81
Feb. 15, 1990	A	L	95-100
Jan. 5, 1991	A	L	80-93
Feb. 5, 1991	H	W	107-88
Feb. 2, 1992	H	W	74-53
March 14, 1992	Birm	L	74-80
Jan. 26, 1993	A	L	67-105
March 14, 1993	A	L	65-82
Feb. 15, 1994	H	L	95-99
March 4, 1995	A	L	80-127
Jan. 16, 1996	H	L	97-129
Feb. 12, 1997	A	L	48-84
Feb. 4, 1998	H	L	61-63
Jan. 30, 1999	A	L	62-86
Feb. 13, 2000	H	W	70-57
Feb. 21, 2001	A	L	61-84
Feb. 9, 2002	H	L	56-68
Feb. 15, 2003	A	L	57-68
Feb. 29, 2004	H	L	64-70
Jan. 22, 2005	A	L	58-89
Mar. 12, 2005	Atl	L (ot)	78-79
Feb. 25, 2006	H	W	71-67
Feb. 20, 2007	A	L	63-70
Feb. 16, 2008	H	L	63-67
Feb. 28, 2009	A	W	73-70
Mar. 13, 2009	Tam	W	67-58
Feb. 6, 2010	H	L	55-81
Jan. 15, 2011	A	L	44-82
Jan. 28, 2012	A	L	50-74
March 9, 2012	NO	L	51-60

Atl = Atlanta, Ga.

Knox = Knoxville, Tenn.

Lville = Louisville, Ky.

Nash = Nashville, Tenn.

Birm = Birmingham, Ala.

Tam = Tampa, Fla.

NO = New Orleans, La.

LSU at home: Kentucky leads, 28-16
at Kentucky: Kentucky leads, 40-5
at Neutral Sites: Kentucky leads, 14-3

LAFAYETTE (PA.) (2-0)

Dec. 19, 1957	Char	W	80-72
Dec. 30, 1996	H	W	64-43

Char = Charlotte, N.C.

LAMAR (3-1)

March 14, 1981	Aus	W	100-78
Dec. 16, 1985	A	W	74-57
Dec. 4, 1989	H	W	116-76
Dec. 1, 1997	H	L	64-70

Aus = Austin, Texas

LEBANON VALLEY (1-0)

March 13, 1953	Ral	W	89-76
----------------	-----	---	-------

Ral = Raleigh, N.C.

LONG ISLAND (1-0)

Dec. 15, 1947	A	L	47-67
---------------	---	---	-------

LOUISIANA COLLEGE (28-6)

Dec. 19, 1913	A	W	17-15
Jan. 17, 1914	H	W	27-24
Feb. 1915	H	W	30-4
Jan. 1916	H	W	14-11
Jan. 1916	H	W	20-19
Jan. 1920	A	W	35-20
Jan. 30, 1920	H	W	63-19
Jan. 31, 1920	H	W	39-15
Jan. 13, 1922	H	W	52-26
Jan. 14, 1922	H	W	50-22
Dec. 1922	H	W	23-22
Dec. 1922	H	W	33-22
Jan. 14, 1925	A	W	23-17
Jan. 15, 1925	A	L	20-27
Jan. 28, 1925	H	W	39-36
Jan. 29, 1925	H	W	32-31
Jan. 11, 1926	H	W	39-28
Jan. 12, 1926	H	W	44-22
Jan. 21, 1927	A	L	19-35
Jan. 22, 1927	A	W	23-20
Feb. 10, 1928	H	W	47-17
Feb. 11, 1928	H	W	47-22
Jan. 14, 1929	A	W	32-31
Jan. 15, 1929	A	L	43-44
Jan. 3, 1930	A	L	41-53
Jan. 4, 1930	A	L	15-55
Dec. 7, 1953	H	W	128-74
Dec. 1, 1954	H	W	80-63
Dec. 1, 1955	H	L	79-84
Dec. 3, 1956	H	W	89-81
Dec. 1957	H	W	66-62
Dec. 11, 1958	H	W	59-53
Dec. 4, 1959	H	W	73-68
Dec. 23, 1995	H	W	104-65

Jan. 9, 1926	A	W	31-29
Feb. 21, 1927	H	W	34-22
Feb. 22, 1927	H	W	29-12
Jan. 6, 1928	H	W	40-17
Jan. 7, 1928	H	W	36-17
Jan. 7, 1929	H	W	23-17
Jan. 8, 1929	H	W	29-22
Feb. 11, 1929	A	L	34-36
Feb. 12, 1929	A	L	23-25
Jan. 30, 1931	H	L	26-40
Jan. 31, 1931	H	L	29-34
Jan. 8, 1932	H	W	44-23
Jan. 9, 1932	H	W	50-35
Dec. 18, 1934	H	W	54-30
Dec. 18, 1935	H	W	43-28
Dec. 16, 1936	H	W	44-19
Dec. 13, 1937	H	W	31-26
Dec. 10, 1940	H	L	30-39
Feb. 19, 1944	H	L	40-62
Feb. 21, 1944	H	L	37-60
Jan. 6, 1945	H	W	44-42
Jan. 24, 1945	A	W	59-44
Dec. 4, 2001	H	W	83-65
Nov. 21, 2004	H	W	83-69
Dec. 17, 2005	H	W	81-62
Dec. 31, 2008	H	W	81-79
Dec. 1, 2009	H	W	66-58

LSU at home: LSU leads, 31-7
at Lafayette: LSU leads, 5-3

LOUISIANA-MONROE (5-0)

Nov. 22, 1991	H	W	77-76
Nov. 20, 2000	H	W	92-49
Nov. 29, 2003	H	W	96-65
Nov. 19, 2006	H	W	88-57
Nov. 13, 2009	H	W	82-62

LOUISIANA TECH (10-1)

Jan. 30, 1928	H	W	40-23
Jan. 31, 1928	H	W	37-28
Jan. 24, 1930	A	W	37-31
Jan. 25, 1930	A	W	42-27
Jan. 20, 1937	H	W	54-24
Jan. 21, 1937	H	W	35-34
Jan. 17, 1945	A	W	43-38
Feb. 7, 1945	H	W	83-56
Feb. 11, 1946	H	W	58-43
Dec. 6, 1988	H	L (ot)	109-111
Dec. 23, 2006	H	W	68-52

LSU at home: LSU leads, 7-1
at La. Tech: LSU leads, 3-0

LOUISVILLE (1-8)

Dec. 21, 1948	A	L	44-79
Dec. 22, 1949	A	L	65-75
Dec. 1960	H	L	53-72
Dec. 29, 1961	NO	W	84-70
March 16, 1980	Hou	L	66-86
March 29, 1986	Dal	L	77-88
Dec. 21, 1991	H	L	92-93
Feb. 23, 1994	A	L	64-82
Dec. 7, 1996	Ana	L (ot)	87-93

NO = New Orleans, La.
 Hou = Houston, Texas
 Dal = Dallas, Texas
 Ana = Anaheim, Calif.

LSU at home Louisville leads, 2-0
at Louisville: Louisville leads, 3-0
at Neutral Sites: Louisville leads, 3-1

LOYOLA (CHICAGO) (2-0)

Dec. 6, 1982	H	W	97-80
Nov. 28, 1984	H	W	102-96

LOYOLA MARYMOUNT (2-0)

Feb. 3, 1990	H	W(ot)	148-141
Dec. 20, 1990	H	W	122-114

LOYOLA-NO (37-15)

Jan. 10, 1921	H	W	74-12
Jan. 24, 1924	H	W	27-20

Jan. 25, 1924	H	W	17-15
Feb. 25, 1924	A	W	34-28
Feb. 26, 1924	A	W	37-4
Jan. 21, 1925	H	W	30-13
Jan. 22, 1925	H	W	32-18
March 3, 1925	A	W	26-15
Jan. 28, 1927	H	L	15-16
Jan. 29, 1927	H	W	42-18
Feb. 11, 1927	A	L	26-41
Feb. 12, 1927	A	L	19-27
Feb. 12, 1937	H	W	46-31
Jan. 20, 1947	A	W	44-43
Feb. 24, 1947	H	W	61-47
Jan. 19, 1948	A	L	42-49
Feb. 16, 1948	H	L	45-46
Jan. 13, 1949	A	W	56-52
Feb. 14, 1949	H	W	63-41
Jan. 4, 1950	H	W	62-56
Jan. 9, 1950	A	W	51-47
Jan. 2, 1952	H	W	77-60
Jan. 16, 1953	A	W	58-52
Jan. 5, 1954	H	W	69-65
Feb. 7, 1955	A	L	68-75
Dec. 17, 1955	H	L	65-71
Dec. 8, 1956	H	L (ot)	73-77
Dec. 22, 1956	A	L	68-75
Dec. 23, 1957	A	L	62-94
Jan. 1957	H	L	70-82
Dec. 17, 1958	H	W	78-68
Jan. 27, 1959	A	W	70-68
Dec. 10, 1959	H	L (ot)	65-66
Jan. 27, 1960	A	L	64-74
Dec. 1960	H	W	73-59
Jan. 1960	A	W	51-49
Nov. 26, 1961	H	W	57-48
Feb. 1, 1962	A	W	77-61
Dec. 3, 1962	H	W	79-66
Jan. 30, 1963	A	W	72-69
Dec. 2, 1963	H	W	80-67
Jan. 29, 1964	A	W	73-62
Dec. 1, 1964	H	W	88-78
Feb. 10, 1965	A	W	89-76
Dec. 1, 1965	H	L	61-72
Dec. 9, 1965	A	W	88-84
Dec. 9, 1966	A	L (2ot)	86-87
Dec. 9, 1967	H	W	90-56
Dec. 2, 1968	A	W	109-82
Dec. 9, 1969	H	W	100-87
Dec. 1, 1970	A	W	109-103
Jan. 8, 1972	H	W	103-85

LSU at home: LSU leads, 21-7
at Loyola-NO: LSU leads, 16-8

MAINE (1-0)

Dec. 15, 1979	H	W	103-81
---------------	---	---	--------

MARIST (2-0)

Nov. 25, 1988	H	W	94-58
Dec. 29, 1995	H	W	80-65

MARQUETTE (1-1)

March 19, 1970	NYC	L	79-101
Dec. 19, 2011	H	W	67-59

NYC = New York City, N.Y.

MARYLAND (2-2)

Feb. 23, 1931	Atl	L	34-37
Dec. 21, 1963	Bburg	L	65-75
Dec. 12, 1987	H	W	55-54
Jan. 2, 1989	A	W	79-77

Atl = Atlanta, Ga.
 Bburg = Blacksburg, Va.

MARYLAND BALTIMORE CO. (1-0)

Dec. 30, 1995	H	W	88-67
---------------	---	---	-------

MCNEESE STATE (20-0)

Dec. 6, 1986	A	W	77-62
Dec. 8, 1988	H	W	91-89
Dec. 2, 1989	H	W	85-49
Jan. 20, 1992	H	W	115-67

Dec. 1, 1992	H	W	83-72
Dec. 16, 1993	H	W	93-72
Nov. 29, 1994	H	W	86-71
Dec. 1, 1995	H	W	83-73
Nov. 21, 1998	H	W	56-39
Dec. 13, 2000	H	W	87-68
Dec. 15, 2001	H	W	80-57
Dec. 7, 2002	H	W	93-72
Nov. 24, 2003	H	W	87-77
Dec. 13, 2004	H	W	82-79
Dec. 10, 2005	H	W	90-70
Nov. 29, 2006	H	W	91-57
Nov. 14, 2007	H	W	78-74
Dec. 22, 2008	H	W	62-59
Jan. 4, 2010	H	W	83-60
Dec. 16, 2010	H	W (ot)	78-66

LSU at home: LSU leads, 19-0
At McNeese St.: LSU leads, 1-0

MEMPHIS (2-3)

Jan. 12, 1972	A	L	65-82
Dec. 5, 1972	H	W	69-57
March 15, 1986	H	W	83-81
Dec. 23, 1992	Maui	L	66-70
Nov. 21, 2010	Tupelo	L	61-70

Maui - Maui, Hawaii

MERCER (3-0)

Feb. 12, 1920	A	W	33-22
Dec. 5, 1992	H	W	92-48
Nov. 24, 2001	Hilo	W	64-62

Hilo = Hilo, Hawaii

MIAMI (FLA.) (1-3)

Dec. 11, 1950	A	L	62-68
Dec. 1952	H	W	86-58
Dec. 1957	H	L	65-73
Dec. 27, 2001	NO	L	61-68

NO = New Orleans, La.

MICHIGAN (0-2)

Dec. 5, 1995	H	L	68-69
Dec. 15, 1996	A	L	59-70

MICHIGAN STATE (0-1)

March 16, 1979	Indy	L	71-87
----------------	------	---	-------

Indy = Indianapolis, Ind.

MIDDLE TENNESSEE ST. (1-0)

Nov. 27, 1991	H	W	96-65
---------------	---	---	-------

MILLSAPS (5-0)

Feb. 1917	H	W	95-6
Feb. 1917	A	W	57-11
Feb. 6, 1918	A	W	66-10
Feb. 1923	H	W	32-10
Feb. 1923	H	W	34-23

OLE MISS (117-85)

Feb. 4, 1910	H	W	39-14
Feb. 5, 1910	H	W	25-4
Jan. 15, 1912	H	W	27-15
Feb. 16, 1912	H	W	33-11
Feb. 21, 1916	H	W	55-29
Feb. 18, 1921	H	L	22-23
Feb. 19, 1921	H	W	26-16
Jan. 15, 1926	H	W	27-24
Jan. 16, 1926	H	L	19-43
Jan. 14, 1927	H	L	16-36
Jan. 15, 1927	H	W	22-21
Jan. 13, 1928	H	W	20-17
Jan. 14, 1928	H	W	36-25
Jan. 15, 1928	H	L	23-33
Jan. 26, 1928	H	W	34-33
Feb. 25, 1928	Atl	L	28-53
Jan. 11, 1929	H	L	21-42
Jan. 12, 1929	H	L	17-34
Jan. 18, 1929	A	L	24-28
Jan. 19, 1929	A	L	25-30
Jan. 10, 1930	A	L	27-31

Jan. 11, 1930	A	W	31-21
Jan. 17, 1930	H	L	24-47
Jan. 18, 1930	H	L	29-32
Jan. 15, 1931	A	W	26-24
Jan. 16, 1931	A	L	29-30
Jan. 15, 1932	A	W	37-34
Jan. 16, 1932	A	L	22-24
Jan. 29, 1932	H	W	55-53
Jan. 30, 1932	H	L	33-35
Jan. 13, 1933	A	L	37-40
Jan. 14, 1933	A	L	32-34
Feb. 13, 1933	H	W	53-33
Feb. 14, 1933	H	W	50-33
Feb. 12, 1934	H	W	52-33
Feb. 13, 1934	H	W	49-39
Feb. 4, 1935	H	W	47-32
Feb. 5, 1935	H	W	47-33
Jan. 31, 1936	H	W	54-37
Feb. 1, 1936	H	L	46-51
Feb. 14, 1936	A	L	47-59
Feb. 15, 1936	A	L	51-69
Jan. 13, 1937	A	L	47-50
Jan. 14, 1937	A	L	27-40
Jan. 14, 1938	H	L	48-59
Jan. 15, 1938	H	L	44-47
March 4, 1938	H	L	41-68
Jan. 9, 1939	A	W	42-41
Jan. 10, 1939	A	W	42-34
Feb. 13, 1939	H	W	50-48
Feb. 14, 1939	H	W	59-18
Jan. 12, 1940	H	W	51-47
Feb. 10, 1940	H	L	33-45
Jan. 10, 1941	A	W	56-32
Feb. 5, 1941	H	W	67-39
Jan. 6, 1942	A	W	56-35
Jan. 17, 1942	H	L	42-51
Jan. 8, 1943	H	W	54-34
Jan. 16, 1943	A	W	51-39
Jan. 12, 1946	A	W	53-23
Feb. 4, 1946	H	W	60-35
March 1, 1946	Lville	W	69-34
Jan. 10, 1947	A	W	54-43
Feb. 3, 1947	H	W	63-43
Feb. 27, 1947	Lville	W	61-36
Feb. 2, 1948	A	L	37-49
Feb. 23, 1948	H	W	52-50
Jan. 31, 1949	A	W	58-48
Feb. 12, 1949	H	W	49-38
Dec. 19, 1949	H	W	74-61
Jan. 28, 1950	A	L	65-75
Dec. 16, 1950	A	L	67-72
Feb. 17, 1951	H	L	48-69
March 2, 1951	Lville	W	62-57
Dec. 13, 1951	A	W	8

Feb. 1, 1965	A	W	58-56
Feb. 22, 1965	A	W	60-56
Jan. 3, 1966	A	L	80-81
Feb. 12, 1966	H	W	92-68
Dec. 19, 1966	A	L	67-74
Feb. 25, 1967	H	L	77-89
Dec. 19, 1968	H	W	81-68
Feb. 24, 1968	A	L	85-87
Feb. 1, 1969	H	L (ot)	81-84
March 1, 1969	A	L	76-78
Jan. 31, 1970	H	W	109-86
Feb. 28, 1970	A	W	103-90
Jan. 30, 1971	H	L	90-113
Feb. 27, 1971	A	L	54-62
Feb. 5, 1972	H	W	67-66
March 4, 1972	A	L	78-101
Feb. 3, 1973	A	L	59-84
March 3, 1973	H	W	70-69
Feb. 2, 1974	A	L	63-77
March 4, 1974	A	L	74-82
Feb. 1, 1975	H	W	94-86
March 8, 1975	A	W	91-86
Jan. 10, 1976	H	W	100-75
Feb. 7, 1976	A	W	67-57
Jan. 3, 1977	H	W	75-68
March 5, 1977	A	L	69-90
Jan. 28, 1978	A	W	74-61
Feb. 25, 1978	H	W	94-75
Jan. 20, 1979	A	W (ot)	70-69
Feb. 17, 1979	H	W	67-62
Jan. 23, 1980	H	W	72-66
Feb. 21, 1980	A	W	77-74
Jan. 28, 1981	A	W	63-59
Jan. 25, 1981	H	W	74-67
Jan. 27, 1982	H	W	53-46
Feb. 24, 1982	A	L	61-74
March 4, 1982	Lex	L	52-59
Jan. 15, 1983	A	W	71-68
Feb. 12, 1983	H	W	72-63
Jan. 14, 1984	H	W	93-70
Feb. 12, 1984	A	W	65-61
Dec. 5, 1984	H	W	89-84
Jan. 17, 1985	A	L	65-68
Jan. 13, 1986	H	W	86-68
Feb. 15, 1986	A	L	57-58
Jan. 5, 1987	A	L	63-73
Feb. 4, 1987	H	W (ot)	82-75
Jan. 9, 1988	A	W (ot)	69-61
Feb. 10, 1988	H	W	78-57
Feb. 1, 1989	H	W	107-57
March 4, 1989	A	L (ot)	112-113
Jan. 31, 1990	A	W	79-77
March 3, 1990	H	W	103-94
Jan. 19, 1991	H	W	87-71
Feb. 20, 1991	A	W	89-78
Jan. 25, 1992	A	W	83-73
Feb. 25, 1992	H	W	100-69
Jan. 23, 1993	A	L	62-71
March 6, 1993	H	W	71-56
March 12, 1993	Lex	W	89-70
Jan. 29, 1994	H	W	90-66
March 5, 1994	A	L	78-93
Jan. 21, 1995	H	W (ot)	87-81
Feb. 15, 1995	A	L	90-102
Feb. 3, 1996	H	W	71-66
Feb. 28, 1996	A	L	48-75
Feb. 5, 1997	H	L	73-79
Feb. 26, 1997	A	L	68-74
Jan. 21, 1998	A	L	58-80
Feb. 18, 1998	H	L	57-83
Feb. 3, 1999	H	L	66-82
Feb. 27, 1999	A	L	57-79
Feb. 16, 2000	A	W	97-53
March 4, 2000	H	W	64-60
Feb. 7, 2001	A	L	97-53
Feb. 28, 2001	H	W (ot)	78-77
Jan. 23, 2002	A	L	55-70
Feb. 27, 2002	H	W	59-56
Jan. 18, 2003	H	L	57-67
March 5, 2003	A	W	77-64
Jan. 21, 2004	A	L	49-53
March 3, 2004	H	W	58-45

Jan. 26, 2005	H	W	70-60
March 2, 2005	A	W	58-53
Jan. 28, 2006	A	W	79-73
March 4, 2006	H	W	55-52
Jan. 17, 2007	H	W	62-55
Feb. 14, 2007	A	L	70-71
March 8, 2007	Atl	L	60-80
Jan. 12, 2008	A	L	71-74
Feb. 23, 2008	H	W	69-49
Jan. 17, 2009	H	W	83-51
Feb. 14, 2009	A	W	73-66
Jan. 23, 2009	H	L	63-73
March 4, 2010	A	L	59-72
Jan. 22, 2011	H	L	51-78
Feb. 9, 2011	A	L	60-66
Jan. 7, 2012	H	W	81-55
Feb. 25, 2012	A	L	48-72

Atl = Atlanta, Ga.
Lville = Louisville, Ky.
Jville = Jacksonville, Fla.
Lex = Lexington, Ky.

LSU at home: LSU leads, 75-29
at Ole Miss: Ole Miss leads, 53-36
at Neutral Sites: LSU leads, 6-3

MISSISSIPPI COLLEGE (8-1)

Jan. 21, 1914	H	W	34-13
Jan. 22, 1914	H	W	29-19
Feb. 6, 1918	A	W	41-24
Feb. 15, 1922	H	W	29-20
Feb. 16, 1922	H	W	26-18
Jan. 1923	H	W	27-17
Jan. 1923	H	W	19-14
Jan. 9, 1930	A	L	24-27
Jan. 13, 1931	A	W	46-34

MISSISSIPPI STATE (105-96)

Jan. 6, 1909	H	W	18-12
Jan. 8, 1909	H	W	14-10
Jan. 7, 1911	A	W	33-17
Jan. 8, 1911	A	W	42-12
Jan. 6, 1912	A	L	16-22
Jan. 7, 1912	A	L	11-21
Jan. 12, 1915	H	W	24-12
Jan. 13, 1915	H	L	14-15
Feb. 1916	A	W	31-21
Feb. 1916	A	L	17-23
Jan. 1917	H	W	36-28
Jan. 1917	H	W	38-17
Jan. 24, 1920	H	W	27-12
Jan. 1923	H	L	25-36
Jan. 1923	H	L	20-35
Feb. 13, 1924	A	L	29-34
Feb. 14, 1924	A	L	34-54
Feb. 3, 1925	H	W	24-17
Jan. 27, 1928	A	L	26-46
Jan. 28, 1928	A	L	23-29
Feb. 4, 1929	H	L	16-26
Feb. 5, 1929	H	W	39-29
Feb. 1, 1930	Mer	W	32-24
Jan. 18, 1932	H	L	28-29
Jan. 19, 1932	H	W	40-15
Jan. 25, 1932	A	W	30-26
Jan. 26, 1932	A	W	33-29
Jan. 11, 1933	A	W	32-28
Jan. 12, 1933	A	W	49-26
Jan. 17, 1933	H	W	45-40
Jan. 18, 1933	H	W	37-33
Jan. 9, 1934	A	L	46-47
Jan. 10, 1934	A	W	48-23
Feb. 8, 1934	H	W	54-39
Jan. 9, 1934	H	W	61-30
Feb. 13, 1935	H	W	67-32
Feb. 14, 1935	H	W	46-39
Jan. 13, 1936	A	L	38-49
Feb. 10, 1936	H	W	43-37
Feb. 11, 1936	H	W	45-40
Jan. 16, 1937	A	L	36-53
Feb. 15, 1937	H	W	42-41
Feb. 16, 1937	H	L	38-39
Jan. 31, 1938	H	W	38-33
Feb. 1, 1938	H	W	31-22

Feb. 14, 1938	A	W	66-44
Feb. 15, 1938	A	L	46-63
Jan. 30, 1939	A	W	48-32
Jan. 31, 1939	A	L	29-31
Feb. 3, 1939	H	W	47-45
Feb. 4, 1939	H	W	54-33
Jan. 13, 1940	A	L	37-49
Jan. 29, 1940	H	W	55-42
Jan. 11, 1941	A	L	26-35
Feb. 8, 1941	H	W	39-37
Jan. 10, 1942	A	L	41-43
Jan. 24, 1942	H	W	51-40
Jan. 8, 1943	H	L	40-48
Jan. 20, 1943	A	W	61-40
Jan. 15, 1945	A	L	39-47
Jan. 29, 1945	H	W	62-27
Jan. 11, 1946	A	W	54-30
Feb. 8, 1946	H	W	73-31
Jan. 11, 1947	A	W	61-57
Feb. 14, 1947	H	W	64-49
Jan. 31, 1948	A	L	49-53
Feb. 13, 1948	H	W	65-40
Jan. 10, 1949	H	W	64-40
Jan. 29, 1949	A	L	42-48
Jan. 30, 1950	A	L	41-48
Feb. 17, 1950	H	W	68-58
Dec. 15, 1951	A	L	69-94
Jan. 6, 1951	H	W	76-61
Dec. 12, 1952	A	L	54-59
Jan. 14, 1952	H	W	103-78
Feb. 28, 1952	Lville	W	77-44
Jan. 10, 1953	A	W	75-55
Feb. 27, 1953	H	W	82-47
Jan. 30, 1954	H	W	65-54
Feb. 27, 1954	A	W	61-57
Jan. 29, 1955	A	W	67-63
Feb. 26, 1955	H	L	80-84
Feb. 4, 1956	H	L	78-87
Feb. 25, 1956	A	W	79-71
Feb. 1, 1957	A	L	72-81
Feb. 22, 1957	H	L	76-94
Jan. 1958	H	L	54-71
March 1958	A	L	72-95
Jan. 31, 1959	A	L	71-78
Feb. 21, 1959	H	L	67-75
Jan. 30, 1960	H	L	60-71
Feb. 20, 1960	A	W	69-64
Jan. 1961	A	L	61-77
Feb. 25, 1961	H	L	54-56
Dec. 30, 1962	NO	L	51-73
Feb. 3, 1962	H	L	66-87
Feb. 24, 1962	A	L	48-58
Feb. 2, 1963	A	L	66-73
Feb. 23, 1963	H	L	64-99
Jan. 31, 1964	H	W	87-71
Feb. 21, 1964	A	W	63-60
Jan. 30, 1965	A	L	74-76
Feb. 20, 1965	H	W	94-76
Jan. 10, 1966	H	L	71-74
Feb. 5, 1966	A	L	61-66
Dec. 17, 1966	A	L	84-98
Feb. 20, 1967	H	L	64-66
Dec. 22, 1967	H	W	111-87
Feb. 19, 1968	A	W	94-83
Feb. 3, 1969	H	W	95-71
March 3, 1969	A	W	99-89
Feb. 2, 1970	H	W	109-91
March 2, 1970	A	W	97-87
Feb. 1, 1971	H	W	90-71
March 1, 1971	A	L	70-78
Feb. 7, 1972	H	W	62-60
March 2, 1972	A	L	71-89
Feb. 5, 1973	A	W	84-78
March 1, 1973	H	W	94-82
Jan. 14, 1974	A	L	75-89
Feb. 16, 1974	H	L (ot)	84-87
Jan. 16, 1975	H	L	84-93
Feb. 15, 1975	A	L	71-79
Jan. 19, 1976	A	L	83-90
Feb. 16, 1976	H	W	80-69
Jan. 12, 1977	A	L	77-80
Feb. 7, 1977	H	W	71-66

Jan. 2, 1978	A	L (ot)	82-84
March 4, 1978	H	L	67-68
Feb. 8, 1979	A	W	52-48
Feb. 24, 1979	H	L	57-65
Jan. 5, 1980	H	W	80-58
Feb. 2, 1980	A	W	75-63
Jan. 10, 1981	A	W	81-69
Feb. 7, 1981	H	W	94-89
Jan. 9, 1982	H	W	78-56
Feb. 6, 1982	A	W	57-43
Jan. 24, 1983	A	L	65-80
Feb. 21, 1983	H	W	86-73
Jan. 23, 1984	H	W	80-64
Feb. 20, 1984	A	W	85-70
Jan. 5, 1985	A	L	69-83
Feb. 6, 1985	H	W	80-65
Jan. 4, 1986	H	W	90-74
Feb. 5, 1986	A	W	68-62
Jan. 25, 1987	A	W	52-50
Feb. 25, 1987	H	W	55-46
March 5, 1987	Atl	W	68-54
Jan. 30, 1988	H	L	47-49
March 2, 1988	A	L	60-62
Jan. 4, 1989	H	L	84-87
Feb. 4, 1989	A	L	79-96
Jan. 4, 1990	A	L (ot)	80-87
Feb. 5, 1990	H	W	86-68
Jan. 29, 1991	H	L	79-82
March 2, 1991	A	L	73-76
Jan. 18, 1992	A	W	83-70
March 7, 1992	H	W	89-80
Jan. 13, 1993	A	W (ot)	84-76
Feb. 10, 1993	H	W	92-66
Jan. 26, 1994	H	L	52-66
Feb. 26, 1994	A	L	66-86
Jan. 25, 1995	A	L	60-73
Feb. 8, 1995	H	L	61-67
Jan. 3, 1996	H	L	64-77
Feb. 21, 1996	A	L	77-88
Jan. 4, 1997	A	L	66-69
Jan. 29, 1997	H	L	60-68
Feb. 11, 1998	A	L	48-85
Feb. 28, 1998	H	L	62-63
Jan. 16, 1999	A	L	55-53
Feb. 24, 1999	H	W	74-63
Feb. 2, 2000	A	L	66-68
Feb. 26, 2000	H	W	71-66
Jan. 24, 2001	A	W	82-73
Feb. 24, 2001	H	L	48-55
Jan. 26, 2002	A	L	61-84
Feb. 13, 2002	H	W (ot)	68-65
March 9, 2002	Atl	L	51-57
Jan. 11, 2003	H	W	

MISS. VALLEY STATE (1-0)

Dec. 28, 2006	H	W	92-58
---------------	---	---	-------

MISSOURI (1-0)

March 14, 1980	Hou	W	68-63
----------------	-----	---	-------

Hou = Houston, Texas

MONTANA STATE (4-0)

Dec. 28, 1970	OKC	W	89-77
Dec. 27, 1976	H	W	101-80
Dec. 18, 1978	H	W	99-89
Nov. 22, 1985	H	W	84-59

OKC = Oklahoma City, Okla.

MOREHEAD STATE (1-0)

Dec. 28, 1988	Hon	W	101-88
---------------	-----	---	--------

Hon = Honolulu, Hawaii

NAVY (0-1)

March 15, 1985	Day	L	55-78
----------------	-----	---	-------

Day = Dayton, Ohio

NEBRASKA (1-0)

Dec. 30, 1988	Hon	W	90-87
---------------	-----	---	-------

Hon = Honolulu, Hawaii

NEVADA-LAS VEGAS (3-3)

Dec. 13, 1980	H	W	87-73
Nov. 28, 1981	A	L	79-83
Dec. 29, 1987	A	L	59-78
Feb. 25, 1989	H	W	88-87
Jan. 28, 1990	H	W	107-105
Nov. 30, 1991	A	L	55-76

NEVADA-RENO (1-1)

Dec. 3, 1973	A	L	86-97
Dec. 6, 1975	H	W	94-74

NEW ORLEANS (10-4)

Nov. 28, 1977	H	L	69-73
Nov. 27, 1978	A	W	64-42
Dec. 3, 1979	H	W	104-78
Dec. 18, 1980	A	W	96-66
March 16, 1983	H	L (ot)	94-99
Nov. 26, 1983	A	W	61-59
Dec. 21, 1984	H	W	78-64
Dec. 20, 1986	H	L	71-82
Dec. 16, 2000	H	W	84-57
Dec. 18, 2001	A	L	59-60
Dec. 30, 2002	H	W	69-57
Jan. 12, 2004	A	W	68-60
Nov. 24, 2004	H	W	95-79
Dec. 13, 2005	H	W	94-53

LSU at home: LSU leads, 6-3
at UNO: LSU leads, 4-1

NEW ORLEANS AC (0-1)

Jan. 10, 1931	H	L	35-41
---------------	---	---	-------

NICHOLLS STATE (17-1)

Dec. 4, 1987	H	W	86-62
Dec. 29, 1990	H	W	118-76
Dec. 30, 1991	H	W	123-61
Dec. 15, 1992	H	W	75-64
Dec. 4, 1993	H	W (ot)	95-90
Jan. 23, 1996	H	W	86-69
Nov. 29, 1997	H	W	72-52
Dec. 23, 1999	H	W	91-74
Dec. 22, 2000	H	W	92-49
Dec. 30, 2001	H	W	71-35
Nov. 22, 2002	H	W	68-24
Nov. 21, 2005	H	W	122-58
Nov. 17, 2006	H	W	96-42
Nov. 28, 2007	H	W	68-41
Dec. 17, 2008	H	W	68-56
Dec. 17, 2009	H	W	63-60
Nov. 16, 2010	H	L	53-62
Nov. 12, 2011	H	W	90-74

NORFOLK SATE (1-0)

Nov. 25, 2000	H	W	90-62
---------------	---	---	-------

NIAGARA (1-0)

Dec. 8, 1976	H	W	82-68
--------------	---	---	-------

NORTH CAROLINA (2-10)

Feb. 28, 1925	Atl	L	21-35
Feb. 1928	Atl	W	44-38
Jan. 3, 1955	H	W	84-77
Jan. 3, 1956	A	L	69-95
Dec. 1960	A	L	61-77
Dec. 14, 1963	H	L	71-76
Dec. 4, 1982	NJ	L	43-47
Jan. 29, 1984	A	L	79-90
Feb. 10, 1985	H	L	70-75
Jan. 22, 1994	NO	L	65-88
Dec. 18, 1996	Gbro	L	48-67
Mar. 21, 2009	Gbro	L	70-84

Atl = Atlanta, Ga.
 NJ = E. Rutherford, N.J.
 Gbro = Greensboro, N.C.

LSU at home: UNC leads, 3-1
at UNC: UNC leads, 4-0
at Neutral Sites: UNC leads, 3-1

NORTH CAROLINA A&T (1-1)

Nov. 30, 1996	H	W#	74-62
Nov. 25, 1998	H	W	72-59

Game forfeited by NCAA

UNC-WILMINGTON (4-0)

Dec. 29, 1980	H	W	100-68
Jan. 17, 1983	H	W	70-55
Nov. 28, 1983	A	W	94-59
Dec. 22, 1984	H	W	88-65

NORTHERN ARIZONA (2-0)

Feb. 9, 1987	H	W	70-58
Dec. 28, 1991	H	W	159-86

NORTHERN IOWA (0-2)

Dec. 28, 1987	LV	L	80-90
Dec. 19, 2005	H	L	50-54

LV = Las Vegas

NORTH TEXAS (1-1)

Dec. 22, 2010	H	L	55-75
Dec. 22, 2011	A	W	67-58

NORTHWESTERN (1-3)

Dec. 21, 1953	H	W	79-51
Dec. 20, 1953	A	L	66-83
Dec. 30, 1965	LA	L	86-92
Nov. 17, 2011	CH	L	82-88

LA = Los Angeles, Calif.
 CH = Charleston, S. C.

NORTHWESTERN ST. (16-6)

Jan. 1916	H	W	24-23
Dec. 12, 1917	A	W	38-25
Jan. 8, 1921	H	W	29-25
Jan. 20, 1922	H	W	32-15
Jan. 21, 1922	H	W	40-3
Jan. 7, 1924	H	L	18-26
Jan. 8, 1924	H	L	19-33
Jan. 16, 1925	A	L	25-29
Jan. 17, 1925	A	W	35-24
Feb. 12, 1926	H	L	27-35
Feb. 13, 1926	H	L	21-23
Feb. 23, 1945	Sport	W	44-40
Feb. 24, 1945	A	W	70-34
Dec. 29, 1956	Sport	L	75-103
Dec. 20, 1989	H	W	73-63
Dec. 29, 1992	H	W	93-79
Dec. 2, 2001	H	W	91-54
Dec. 11, 2004	H	W	83-74
Dec. 5, 2007	H	W	82-58
Nov. 23, 2008	H	W	91-60

Dec. 12, 2009	H	W	73-68
Nov. 12, 2010	H	W	87-78

Sport = Shreveport, La.

LSU at home: LSU leads, 12-4
at Northwestern State: LSU leads, 3-1
at Neutral Sites: Tied, 1-1

NOTRE DAME (1-0)

Dec. 20, 1990	NO	W	87-64
---------------	----	---	-------

NO = New Orleans

OHIO STATE (1-1)

Jan. 15, 2005	H	W (2ot)	113-101
Dec. 31, 2005	A	L	76-78

OKLAHOMA (2-2)

March 17, 1970	NYC	W	97-94
Jan. 12, 1987	A	L	85-94
Jan. 11, 1988	NO	W	84-77
March 17, 2004	A	L	61-70

NYC = New York City, N.Y.
 NO = New Orleans, La.

OKLAHOMA CITY (2-0)

Dec. 28, 1968	A	W	101-85
Dec. 17, 1976	H	W	89-77

OKLAHOMA STATE (2-2)

Dec. 11, 1993	NO	W	71-68
Dec. 20, 1994	Tul	L	67-111
Dec. 30, 1999	No	W	63-53
Nov. 19, 2007	Maui	L	77-83

NO = New Orleans, La.
 Tul = Tulsa, Okla.

OAKLAND (MICH) (1-0)

Nov. 26, 1999	Hon	W	87-80
---------------	-----	---	-------

Hon = Honolulu, Hawaii

ORAL ROBERTS (4-2)

Dec. 3, 1977	A	W	68-60
Dec. 1, 1978	H	W	91-75
Dec. 1, 1984	A	W	74-71
Dec. 30, 1985	H	W	82-64
Nov. 30, 1988	H	L	96-100
Dec. 21, 1996	H	W#	59-58

Game forfeited by NCAA

OREGON (0-1)

Dec. 26, 1963	A	L	57-87
---------------	---	---	-------

OREGON STATE (5-1)

Dec. 26, 1963	A	L	57-87
Dec. 4, 1969	H	W	94-72
Dec. 22, 1969	A	W	76-68
Dec. 28, 2000	NO	W	78-68
Dec. 17, 2006	A	W	60-53
Dec. 22, 2007	H	W	67-61

NO = New Orleans, La.

PACIFIC (1-1)

Dec. 8, 1973	H	W	91-77
Dec. 20, 1976	A	L	76-89

PENN STATE (0-1)

March 12, 1954	IC	L	70-78
----------------	----	---	-------

IC = Iowa City, Iowa

PITTSBURGH (2-2)

April 13, 1935	AC	W	41-37
Jan. 2, 1936	NO	L	47-52
Dec. 27, 1962	Mia	L	73-96
Jan. 31, 1969	H	W	120-79

AC = Atlantic City, NJ
 NO = New Orleans, La.
 Mia = Miami, Fla.

PRAIRIE VIEW (3-0)

Dec. 23, 1996	H	W	96-56
Dec. 16, 1998	H	W	84-62
Dec. 17, 2002	H	W	75-49

PURDUE (1-1)

March 13, 1986	H	W(2ot)	94-87
March 24, 2003	Bham	L	80-56

Bham = Birmingham

RADFORD (0-1)

Dec. 30, 1994	H	L	72-73
---------------	---	---	-------

RICE (17-25)

Feb. 1916	H	W	29-21
Feb. 1916	H	W	25-17
Feb. 26, 1921	A	W	35-23
Feb. 19, 1935	A	L	47-56
Jan. 23, 1936	H	L	38-42
Jan. 24, 1936	H	L	30-38
Jan. 8, 1937	A	W	32-29
Jan. 9, 1937	A	W	38-37
Jan. 7, 1938	H	L	38-45
Jan. 8, 1938	H	W	58-38
Dec. 14, 1938	A	L	32-34
Dec. 15, 1938	A	W	30-27
Dec. 18, 1939	H	L	39-56
Dec. 19, 1939	H	L	51-61
Dec. 1940	A	L	48-60
Dec. 1940	A	L	33-54
Dec. 12, 1941	H	L	42-54
Dec. 13, 1941	H	L	37-50
Dec. 1942	A	L	26-56
Dec. 1942	A	W	62-60
Jan. 4, 1947	H	W	60-35
Dec. 8, 1947	A	L	55-58
Jan. 9, 1948	H	W	43-40
Dec. 4, 1948	LC	L	39-51
Dec. 10, 1949	LC	W	49-44
Dec. 3, 1951	A	W	68-60
Dec. 11, 1954	H	L	72-79
Dec. 12, 1955	A	L	60-85
Dec. 10, 1956	H	L	72-87
Dec. 1957	A	L	56-81
Dec. 13, 1958	H	L	56-64
Dec. 12, 1959	A	L	57-71
Dec. 1960	A	L	50-67
Dec. 9, 1961	A	L	67-79
Dec. 8, 1962	H		

Dec. 29, 1969	Hono	W	80-70
LA = Los Angeles, Calif.			
Hono = Honolulu, Hawaii			

ST. JOSEPH'S (PA) (0-1)

Dec. 3, 1949	A	L	59-61
--------------	---	---	-------

SAINT LOUIS (1-3)

Dec. 30, 1952	NO	W	70-67
Jan. 5, 1955	H	L	79-110
Dec. 15, 1956	A	L	52-86
Nov. 24, 1995	Hono	L	70-79
NO = New Orleans, La.			
Hono = Honolulu, Hawaii			

ST. MARY'S (TEXAS) (1-0)

Dec. 3, 1957	H	W	68-61
--------------	---	---	-------

ST. PAUL'S (COVINGTON) (1-0)

Feb. 19, 1914	A	L	15-35
---------------	---	---	-------

ST. PETERS (2-0)

Dec. 27, 1974	H	W	113-101
Dec. 9, 1981	H	W	71-55

ST. STANISLAUS (1-2)

Jan. 10, 1920	A	W	47-21
Jan. 27, 1926	A	L	19-38
Jan. 28, 1926	A	L	21-27

SAMFORD (3-1)

Dec. 20, 1973	H	W	73-60
Dec. 6, 1976	H	W	100-89
Dec. 3, 1996	H	L	50-53
Dec. 29, 2006	H	W	60-45

SAM HOUSTON STATE (1-0)

Dec. 18, 1999	H	W	85-67
---------------	---	---	-------

SANTA CLARA (1-0)

Dec. 26, 1950	A	W	59-52
---------------	---	---	-------

SEATTLE (0-1)

Dec. 30, 1963	Port	L	84-92
Port = Portland, Ore.			

SEWANEE (6-0)

Jan. 8, 1927	H	W	26-23
Jan. 20, 1933	A	W	50-30
Jan. 21, 1933	A	W	57-45
Jan. 5, 1934	H	W	80-20
Jan. 6, 1934	H	W	60-9
March 2, 1939	Knox	W	55-35
Knox = Knoxville, Tenn.			

SOUTH ALABAMA (2-1)

Nov. 24, 2002	H	W	71-62
Nov. 28, 2010	A	W	80-65
Nov. 23, 2011	H	L(ot)	75-79

SOUTH CAROLINA (12-14)

Dec. 21, 1974	A	L	64-77
Feb. 19, 1992	A	W	74-56
Jan. 30, 1993	H	W	85-62
Feb. 2, 1994	A	W	77-71
March 1, 1995	H	L	62-69
Feb. 10, 1996	A	L	68-106
March 7, 1996	NO	L	76-85
Nov. 27, 1996	Maui	L	68-74
Feb. 1, 1997	H	L	65-80
Jan. 10, 1998	A	L	53-70
Feb. 17, 1999	H	W	60-56
Feb. 23, 2000	A	W	64-59
Jan. 31, 2001	H	L	56-68
Feb. 20, 2002	A	L	53-66
Feb. 5, 2003	H	W	71-58
Jan. 24, 2004	A	L	55-61
March 12, 2004	Atl	L	64-85
Jan. 12, 2005	H	W	79-64

Feb. 28, 2006	A	W	64-61
March 3, 2007	H	W	61-52
Feb. 27, 2008	A	W	62-55
Mar. 13, 2008	Atl	L	73-77
Jan. 14, 2009	H	W	85-68
Jan. 13, 2010	A	L	58-67
Feb. 2, 2011	H	L	56-64
Feb. 18, 2012	A	W	68-58

NO = New Orleans, La.
Maui = Maui, Hawaii
Atl = Atlanta, Ga.

**LSU at home: LSU leads, 6-4
at South Carolina: Tied, 6-6
at Neutral Sites: USC leads, 4-0**

SOUTHEASTERN LA. (10-1)

Dec. 1, 1966	H	L	88-89
Dec. 20, 1985	H	W	82-61
Nov. 26, 1990	H	W	117-68
Dec. 17, 1991	H	W	101-64
Dec. 3, 1992	H	W	92-65
Dec. 21, 1993	H	W	96-62
Nov. 25, 1994	H	W	106-80
Nov. 22, 1999	H	W	75-36
Nov. 12, 2007	H	W	72-62
Jan. 3, 2009	H	W	90-61
Dec. 14, 2010	H	W	77-60

SOUTHEAST MISSOURI ST. (1-0)

March 16, 2000	SLC	W	64-61
SLC = Salt Lake City, Utah			

SOUTHERN-BATON ROUGE (9-0)

Dec. 21, 1985	H	W	91-83
Dec. 5, 1987	H	W	98-77
Nov. 29, 1995	H	W	109-100
Dec. 28, 1997	H	W	77-66
Nov. 19, 2001	H	W	97-69
Nov. 21, 2003	H	W	70-59
Nov. 18, 2005	H	W	84-56
Nov. 30, 2008	H	W	88-45
Dec. 27, 2010	H	W	62-41

SOUTHERN-NEW ORLEANS (1-0)

Nov. 20, 1997	H	W	99-51
---------------	---	---	-------

SOUTHERN CALIFORNIA (1-6)

Dec. 16, 1937	H	L	38-54
Dec. 17, 1937	H	L	26-50
Dec. 28, 1950	A	L	76-78
Dec. 18, 1969	H	L	98-101
Jan. 2, 1971	A	L	76-80
Dec. 29, 1974	A	L	87-100
Dec. 4, 1976	H	W	87-76

SOUTHERN METHODIST (2-2)

Dec. 13, 1962	A	L	68-83
Dec. 5, 1963	H	W	66-62
Dec. 12, 1964	A	L	75-98
Dec. 10, 1965	H	W	91-88

SOUTHERN MISSISSIPPI (5-1)

Feb. 6, 1931	H	W	46-35
Feb. 7, 1931	H	W	47-31
Feb. 19, 1973	H	W	107-79
Nov. 15, 1989	H	W	91-80
Dec. 20, 2003	H	W	65-50
Dec. 18, 2004	A	L(ot)	84-88

SOUTHWEST COLLEGE (TENN.) (4-0)

March 7, 1940	N	W	61-41
Dec. 8, 1952	H	W	124-33
Dec. 5, 1955	H	W	72-59
Dec. 13, 1956	A	W	91-77

SOUTHWEST TEXAS STATE (1-0)

Dec. 22, 1987	H	W	93-74
---------------	---	---	-------

SPRING HILL (17-2)

Feb. 1916	A	W	34-24
-----------	---	---	-------

Feb. 3, 1920	H	W	64-16
Feb. 14, 1920	A	W	38-9
Feb. 1, 1921	H	W	31-17
Feb. 2, 1921	H	W	29-24
Feb. 1, 1922	H	W	27-26
Feb. 2, 1922	H	W	16-15
Jan. 1923	H	L	21-23
Jan. 1923	H	W	36-20
Feb. 1923	A	L	24-26
Feb. 1923	A	W	20-18
Feb. 1, 1924	H	W	40-23
Feb. 2, 1924	H	W	22-13
Feb. 15, 1924	A	W	29-25
Feb. 16, 1924	A	W	32-16
Feb. 10, 1930	H	W	53-17
Feb. 11, 1930	H	W	52-14
Dec. 4, 1947	H	W	72-43
Dec. 13, 1948	A	W	49-48

**LSU at home: LSU leads, 11-1
at Spring Hill: LSU leads, 6-1**

STANFORD (2-2)

Dec. 23, 1965	A	L	69-91
Nov. 30, 1974	A	L	80-92
Dec. 27, 1975	H	W	89-85
Dec. 21, 1992	Maui	W	72-63
Maui = Maui, Hawaii			

SYRACUSE (0-1)

Feb. 16, 1985	A	L	64-76
---------------	---	---	-------

TAMPA (2-0)

Dec. 3, 1966	A	W	74-72
Dec. 2, 1967	H	W	97-81

TEMPLE (1-0)

March 17, 1987	Chi	W	72-62
Chi = Chicago, Ill.			

TENNESSEE (43-60)

Feb. 21, 1933	Atl	W	55-43
March 3, 1934	Atl	L	35-42
Feb. 27, 1943	Lville	L	38-52
Feb. 1948	H	L	48-56
Feb. 21, 1949	A	L	72-81
Feb. 1950	H	L	65-67
March 4, 1950	Lville	L(ot)	79-81
Jan. 15, 1951	H	W	68-61
Feb. 2, 1952	A	L	68-82
Jan. 31, 1953	H	W	95-59
Jan. 16, 1954	A	W	75-62
Jan. 15, 1955	H	L	68-76
Jan. 16, 1956	A	L	82-91
Jan. 14, 1957	H	W	62-61
Dec. 1957	Char	L	62-63
Jan. 1958	A	L	53-75
Jan. 12, 1959	H	L	58-65
Jan. 11, 1960	A	L	79-103
Jan. 1961	H	W	72-60
Jan. 13, 1962	A	W	73-61
Jan. 12, 1963	H	W(ot)	61-60
Jan. 11, 1964	A	L	58-62
Jan. 11, 1965	H	L	54-58
March 6, 1965	A	L	60-83
Jan. 31, 1966	A	L	59-87
Feb. 14, 1966	H	L	64-74
Feb. 6, 1967	H	L	59-76
March 4, 1967	A	L	60-87
Feb. 5, 1968	H	L	67-87
March 2, 1968	A	L	71-74
Jan. 27, 1969	H	L	68-81
Feb. 24, 1969	A	L	63-87
Jan. 26, 1970	H	W	71-59
Feb. 23, 1970	A	L	87-88
Jan. 25, 1971	H	W	80-70
Feb. 22, 1971	A	L	67-88
Jan. 31, 1972	A	W	63-62
Feb. 28, 1972	H	L	66-78
Jan. 29, 1973	H	L	71-73
Feb. 26, 1973	A	W	78-74

Jan. 28, 1974	H	L	52-57
March 2, 1974	A	L	80-100
Jan. 27, 1975	A	L	79-99
March 1, 1975	H	W	94-87
Jan. 26, 1976	H	L	92-105
Feb. 23, 1976	A	L	71-80
Jan. 15, 1977	H	L	102-108
Feb. 12, 1977	A	L	64-91
Jan. 9, 1978	H	W	121-87
Feb. 6, 1978	A	W	101-86
Jan. 24, 1979	H	W	77-75
Jan. 29, 1979	A	W	84-78
Jan. 19, 1980	A	W	75-74
Feb. 16, 1980	H	W	73-66
Jan. 24, 1981	H	W	80-63
Feb. 21, 1981	H	W	66-65
Jan. 23, 1982	A	L	67-77
Feb. 20, 1982	H	L	53-54
Jan. 10, 1983	H	L	58-59
Feb. 7, 1983	A	L	63-66
March 11, 1983	Birm	L	71-74
Jan. 10, 1984	A	L	69-70
Feb. 6, 1984	H	W(ot)	61-59
Jan. 12, 1985	H	W	75-65
Feb. 14, 1985	A	W	87-82
Jan. 11, 1986	A	L	77-88
Feb. 12, 1986	H	W	75-50
Jan. 8, 1987	A	W	79-78
Feb. 7			

TEXAS (19-11)

Feb. 13, 1911	H	W	39-10
Feb. 9, 1947	Hou	L	31-50
Feb. 3, 1948	H	L	45-60
Dec. 22, 1950	SA	L	55-68
Dec. 17, 1951	H	W	59-55
Dec. 15, 1958	H	W	52-47
Dec. 14, 1959	A	L	67-84
Dec. 1960	A	W	62-59
Dec. 11, 1961	A	W	77-75
Dec. 10, 1962	H	W	75-66
Dec. 9, 1963	A	L	65-70
Dec. 7, 1964	H	W	83-75
Dec. 6, 1965	A	W	76-66
Dec. 6, 1966	H	L	78-114
Dec. 4, 1967	A	W	87-74
Dec. 28, 1974	H	L	63-78
Dec. 5, 1977	A	L	66-82
Dec. 3, 1984	H	W	87-79
Dec. 17, 1985	A	W	72-65
Dec. 2, 1990	Hou	W	124-113
Nov. 30, 1990	H	W	101-87
Jan. 3, 1992	NO	W	84-83
Feb. 7, 1993	SA	W	84-81
Nov. 26, 1993	H	W	86-66
Jan. 7, 1995	A	L	71-80
Dec. 17, 1997	A	L	63-69
Dec. 19, 1998	H	W(ot)	63-61
March 18, 2000	SLC	W	72-67
March 25, 2006	Atl	W(ot)	70-60
Dec. 10, 2006	Hou	L(ot)	75-76

Hou = Houston, Texas
SA = San Antonio, Texas
NO = New Orleans, La.
SLC = Salt Lake City, Utah
Atl = Atlanta, Ga.

LSU at home: LSU leads, 9-2

at Texas: Texas leads, 6-5

at Neutral Sites: LSU leads, 5-2

TEXAS A&M (14-11)

Jan. 1917	H	W	24-15
Jan. 1917	H	W	30-14
Jan. 25, 1921	H	W	30-28
Jan. 26, 1921	H	W	31-30
Feb. 21, 1921	A	W	24-16
Feb. 22, 1921	A	L	19-49
Dec. 14, 1941	H	L	41-56
Dec. 12, 1945	H	W	51-50
Dec. 29, 1947	FW	L	44-45
Dec. 17, 1948	H	W	58-55
Dec. 15, 1953	H	W	77-56
Dec. 13, 1954	H	W	73-61
Jan. 20, 1955	A	L	47-58
Dec. 10, 1955	A	L	59-73
Dec. 21, 1962	A	L	61-67
Dec. 28, 1971	Hou	L	68-73
Feb. 22, 1981	H	W	67-57
Dec. 7, 1981	A	L	63-68
Dec. 8, 1982	NO	W	88-70
Dec. 3, 1983	Hou	W	75-65
Nov. 30, 2002	Hou	L	77-79
Mar. 18, 2006	Jv	W	58-57
Dec. 5, 2006	H	W	64-52
Jan. 5, 2008	A	L	53-79
Jan. 20, 2008	Hou	L	61-72

FW = Fort Worth, Texas
Hou = Houston, Texas
NO = New Orleans, La.
Jv = Jacksonville, Fla.

LSU at home: LSU leads, 10-1

at Texas A&M: Texas A&M leads, 6-1

at Neutral Sites: A&M leads, 4-3

TEXAS A&M-CORPUS CHRISTI (1-0)

Dec. 14, 2002	H	W	95-60
---------------	---	---	-------

TEXAS CHRISTIAN (3-1)

Dec. 31, 1947	FW	W	52-46
Dec. 1960	A	W	68-62
Dec. 2, 1961	H	W	83-58
Nov. 21, 1986	H	L	74-83

FW = Fort Worth, Texas

TEXAS-EL PASO (2-1)

Dec. 21, 1981	H	W	71-59
Dec. 22, 1982	A	W	51-49
March 17, 1989	Tuc	L	74-85

Tuc = Tucson, Ariz.

TEXAS PAN AMERICAN (3-0)

Nov. 30, 1982	H	W	76-67
Dec. 21, 1983	H	W	81-70
Nov. 16, 1998	H	W	75-56

TEXAS SOUTHERN (1-0)

Dec. 8, 2000	H	W	89-57
--------------	---	---	-------

TEXAS TECH (1-3)

Dec. 16, 1957	H	L	72-79
Dec. 19, 1958	A	L	60-73
Dec. 18, 1959	H	L	65-72
Dec. 1960	A	W(ot)	73-69

TOWSON UNIVERSITY (1-0)

Nov. 28, 2001	H	W	83-46
---------------	---	---	-------

TROY (4-1)

Dec. 6, 1994	H	W	113-78
Nov. 22, 1996	H	W*	90-59
Dec. 22, 1998	H	W	74-56
Nov. 26, 2004	H	W	78-69
Nov. 30, 2009	H	W	84-63

*Game vacated by NCAA

TULANE (124-84)

Jan. 26, 1911	H	W	47-7
Jan. 27, 1911	H	W	26-15
Feb. 17, 1911	A	W	27-25
Feb. 18, 1911	A	L	13-15
Feb. 14, 1913	A	L	13-15
Feb. 15, 1913	A	L	20-26
Feb. 28, 1913	H	L	15-16
March 1, 1913	H	W	13-12
Feb. 13, 1914	H	L	14-26
Feb. 14, 1914	H	L	7-10
Feb. 27, 1914	A	L	12-25
Feb. 28, 1914	A	L	6-13
Feb. 19, 1915	H	W	28-17
Feb. 20, 1915	H	W	39-19
Feb. 4, 1916	H	L	21-24
Feb. 5, 1916	H	L	18-22
Feb. 18, 1916	A	L	14-26
Feb. 19, 1916	A	W	19-16
Feb. 9, 1917	A	W	37-20
Feb. 10, 1917	A	W	27-18
Feb. 23, 1917	H	W	46-27
Feb. 24, 1917	H	W	26-20
Feb. 6, 1920	A	W	35-19
Feb. 7, 1920	A	W	29-10
Feb. 27, 1920	H	W	37-12
Feb. 28, 1920	H	W	37-12
Feb. 4, 1921	H	W	42-27
Feb. 5, 1921	H	W	52-24
Feb. 1921	A	L	29-31
Feb. 1921	A	W	27-20
Jan. 27, 1922	A	W	18-15
Jan. 28, 1922	A	W	26-18
Feb. 20, 1922	H	L	23-39
Feb. 21, 1922	H	W	34-19
Feb. 9, 1923	H	L	24-33
Feb. 10, 1923	H	L	18-28
Feb. 16, 1923	A	L	23-40
Feb. 17, 1923	A	L	11-34
Feb. 8, 1924	H	L	21-41
Feb. 9, 1924	H	L	29-38
Feb. 22, 1924	A	L	13-39
Feb. 23, 1924	A	L	26-30
Feb. 6, 1925	A	L	15-42
Feb. 7, 1925	A	L	15-43
Feb. 20, 1925	H	L	24-35
Feb. 21, 1925	H	L	23-26
Feb. 5, 1926	H	W	30-23
Feb. 6, 1926	H	L	23-24
Feb. 19, 1926	A	L	29-32

Feb. 20, 1926	A	L	13-22
Feb. 4, 1927	A	L	20-27
Feb. 5, 1927	A	L	9-36
Feb. 18, 1927	H	L	20-25
Feb. 19, 1927	H	L	20-23
Feb. 3, 1928	H	W	47-13
Feb. 4, 1928	H	W	41-18
Feb. 17, 1928	A	W	36-20
Feb. 18, 1928	A	W	39-25
Feb. 15, 1929	A	L	37-40
Feb. 16, 1929	A	W	28-21
Feb. 22, 1929	H	W	37-35
Feb. 23, 1929	H	L	32-33
Feb. 14, 1930	H	W	35-30
Feb. 15, 1930	H	W	24-15
Feb. 21, 1930	A	L	25-27
Feb. 22, 1930	A	L	27-30
Feb. 13, 1931	A	L	23-38
Feb. 14, 1931	A	W	39-31
Feb. 20, 1931	H	W	49-30
Feb. 21, 1931	H	W	48-27
Feb. 11, 1932	H	W	32-25
Feb. 12, 1932	H	W	34-22
Feb. 19, 1932	A	W	29-26
Feb. 20, 1932	A	L	29-33
Feb. 10, 1933	A	L	31-44
Feb. 11, 1933	A	W	46-28
Feb. 17, 1933	H	W	50-38
Feb. 18, 1933	H	W	51-37
Jan. 19, 1934	H	W	29-25
Jan. 20, 1934	H	W	48-26
Feb. 16, 1934	A	W	43-22
Feb. 17, 1934	A	W	36-21
Feb. 8, 1935	A	W	34-16
Feb. 9, 1935	A	W	35-24
Feb. 22, 1935	H	W	65-20
Feb. 23, 1935	H	W	64-23
Feb. 7, 1936	H	W	52-27
Feb. 8, 1936	H	W	49-26
Feb. 21, 1936	A	W	50-30
Feb. 22, 1936	A	W	46-22
Feb. 5, 1937	H	W	42-31
Feb. 6, 1937	H	W	46-42
Feb. 19, 1937	A	W	37-31
Feb. 20, 1937	A	L	32-52
Feb. 18, 1938	A	W	44-42
Feb. 19, 1938	A	W	31-27
Feb. 25, 1938	H	W	42-31
Feb. 26, 1938	H	L	39-41
Feb. 17, 1939	H	W	36-33
Feb. 18, 1939	H	L	33-36
Feb. 23, 1939	A	L	30-36
Feb. 24, 1939	A	W	41-31
Feb. 15, 1940	A	W	34-31
Feb. 16, 1940	A	W	35-29
Feb. 22, 1940	H	W	42-39
Feb. 23, 1940	H	W	40-39
Feb. 29, 1940	Knox	W	57-44
Feb. 14, 1941	H	L	44-55
Feb. 15, 1941	H	L	35-39
Feb. 20, 1941	A	W	59-44
Feb. 21, 1941	A	W	40-37
Feb. 12, 1942	H	W	51-46
Feb. 13, 1942	H	W	50-49
Feb. 19, 1942	A	W	48-44
Feb. 20, 1942	A	W	31-21
Feb. 1, 1943	A	W	91-57
Feb. 2, 1943	A	W	59-57
Feb. 19, 1943	H	W	35-34
Feb. 20, 1943	H	W	46-40
Feb. 9, 1944	H	L	42-43
Feb. 17, 1944	H	L	37-38
Feb. 16, 1944	A	L	39-41
Feb. 17, 1944	A	L	44-66
Feb. 1, 1945	A	L	43-45
Feb. 2, 1945	A	L	32-44
Feb. 9, 1945	H	W	50-44
Feb. 10, 1945	H	W	61-55
Feb. 21, 1946	H	W	54-45
Feb. 23, 1946	A	W	52-36
Feb. 28, 1946	Lville	W	74-29
Dec. 30, 1946	A	W	54-51
Jan. 17, 1947	A	L	38-40

Feb. 21, 1947	H	W	55-40
Feb. 28, 1947	Lville	L	50-63
Jan. 1948	H	L	42-54
Feb. 20, 1948	A	L	41-50
Jan. 14, 1949	A	L	51-71
Feb. 25, 1949	H	L	45-72
March 5, 1949	Lville	L	63-72
Jan. 13, 1950	H	L	70-75
Feb. 24, 1950	A	L	71-77
Feb. 10, 1951	A	L	54-69
Feb. 23, 1951	H	W	51-46
Jan. 26, 1952	A	L	67-71
Feb. 9, 1952	H	W	78-66
Feb. 7, 1953	H	W	48-31
March 6, 1953	A	W	53-52
Feb. 6, 1954	H	W	66-47
March 6, 1954	A	W	63-52
Feb. 5, 1955	H	L	57-81
March 4, 1955	A	L	53-82
Jan. 30, 1956	H	W	87-66
March 2, 1956	A	L	68-81
Jan. 18, 1957	H	L(ot)	64-66
March 1, 1957	A	L	51-59
Jan. 17, 1958	A	W	69-63
Feb. 28, 1958	A	W	67-63
Jan. 16, 1959	H	L	59-69
Feb. 27, 1959	A	L	65-77
Feb. 25, 1960	H	L	58-72
March 2, 1960	A	L	54-64
Jan. 28, 1961	H	W	86-66
March 2, 1961	A	L	65-68
Feb. 22, 1962	H	W	70-53
March 9, 1962	A	L	69-84
Feb. 12, 1963	H	L	57-59
March 1, 1963	A	L	65-77
Jan. 15, 1964	H	W	83-74
Feb. 28, 1964	A	L	68-80
Jan. 13, 1965	H	W	79-67
Feb. 27, 1965	A	W	77-74
Feb. 2, 1966	H	L	69-82
March 5, 1966	A	L	78-86
Dec. 14, 1966	H	W	93-83
Jan. 12, 1967	A	L	89-99
Jan. 11, 1968	A	W	100-91
Feb. 21, 1968	H	W	99-92
Dec. 14, 1968	H	L(ot)	99-101
Feb. 10, 1968	A	L	94-110
Dec. 13, 1969	A	W	97-91
Feb. 9, 1970	H	W	127-114

TULSA (1-1)

Dec. 12, 1952	A	L	58-84
Jan. 26, 1953	H	W	55-51

U.S. INTERNATIONAL (1-0)

Jan. 16, 1984	H	W	104-66
---------------	---	---	--------

UTAH (1-3)

Dec. 16, 2003	H	W	65-51
Jan. 3, 2005	A	L	55-69
Jan. 6, 2009	A	L	61-91
Jan. 2, 2010	H	L	59-61

UTAH STATE (1-2)

Dec. 30, 1970	OKC	L	81-97
Dec. 29, 1972	A	L	83-104
Dec. 28, 1984	H	W	103-71

OKC = Oklahoma City, Okla.

VANDERBILT (47-60)

Feb. 1923	Atl	L	10-36
Feb. 22, 1926	H	W	24-23
Feb. 23, 1933	A	L	34-54
Feb. 24, 1933	A	L	26-52
Feb. 15, 1935	H	W	56-41
Feb. 16, 1935	H	W	40-31
Feb. 27, 1941	Lville	L	49-63
Feb. 29, 1947	Mem	W	62-52
Feb. 17, 1948	H	W	56-54
Feb. 19, 1949	A	L	51-61
March 4, 1949	Lville	W	60-56
Jan. 20, 1951	H	L	61-69
March 3, 1951	Lville	L	63-75
Jan. 7, 1952	A	L	47-58
Jan. 5, 1953	H	W	74-61
Feb. 15, 1954	A	W	82-69
Feb. 14, 1955	H	W	66-59
Feb. 11, 1956	A	L	68-107
Feb. 9, 1957	H	L	66-78
Feb. 1958	A	L	60-78
Feb. 7, 1959	H	L	57-72
Feb. 6, 1960	A	L	68-80
Feb. 1961	H	W	65-61
Feb. 12, 1962	A	L	67-70
Feb. 8, 1963	H	W	63-56
Feb. 8, 1964	A	L	64-66
Feb. 8, 1965	H	L	85-96
March 8, 1965	A	L	60-106
Jan. 29, 1966	A	L	66-88
Feb. 26, 1966	H	L	84-102
Jan. 30, 1967	A	L	77-79
March 6, 1967	A	L	66-75
Jan. 29, 1968	H	L	91-99
March 4, 1968	A	L	86-115
Jan. 9, 1969	A	L	92-94
Feb. 17, 1969	H	L	83-85
Dec. 11, 1969	H	W	109-86
Feb. 14, 1970	A	W	99-89
Feb. 13, 1971	H	L	75-81
March 4, 1971	A	W	87-85
Jan. 3, 1972	H	L	73-80
Feb. 19, 1972	A	L	83-104
Jan. 2, 1973	H	L	66-71
Feb. 17, 1973	A	L	72-82
Jan. 12, 1974	H	W	84-81
Feb. 11, 1974	A	L	88-91
Jan. 11, 1975	A	L	82-91
Feb. 10, 1975	H	L	74-83
Jan. 31, 1976	A	L	90-103
Feb. 28, 1976	H	W	89-75
Jan. 24, 1977	A	L	67-78
Feb. 21, 1977	H	W	95-74
Jan. 16, 1978	A	W	77-55
Feb. 13, 1978	H	W	80-73
Jan. 8, 1979	A	L	87-88
Feb. 5, 1979	H	W	92-71
Jan. 2, 1980	A	L	66-77
Jan. 30, 1980	H	W	83-81
Jan. 7, 1981	H	W	77-61
Feb. 4, 1981	A	W	86-81
Jan. 6, 1982	A	W	80-73

Feb. 3, 1982	H	W	78-70
Jan. 3, 1983	A	L	65-67
March 3, 1983	H	W	66-53
Jan. 1, 1984	H	W	73-66
March 3, 1984	A	L	68-74
Jan. 19, 1985	A	W	69-68
Feb. 20, 1985	H	W	64-55
Jan. 18, 1986	H	W	84-67
Feb. 20, 1986	A	W	74-68
Dec. 22, 1986	H	L	61-63
Jan. 31, 1987	A	L	65-66
Jan. 6, 1988	A	W	51-39
Feb. 6, 1988	H	W	94-79
Jan. 18, 1989	H	W	85-84
Feb. 18, 1989	A	L	74-108
Jan. 16, 1990	H	W	101-72
Feb. 18, 1990	A	W	121-108
Jan. 2, 1991	H	W	87-70
Feb. 2, 1991	A	L	59-63
Feb. 15, 1992	A	L	69-76
Feb. 17, 1993	H	L	66-87
March 13, 1993	Lex	W	72-62
Jan. 15, 1994	A	W	83-81
Jan. 28, 1995	H	L	58-66
March 9, 1995	Atl	L	61-85
Jan. 10, 1996	A	W	71-68
Jan. 15, 1997	H	L	62-69
Feb. 25, 1998	A	L	58-60
Feb. 23, 1999	H	W	64-59
Jan. 15, 2000	A	L	62-65
March 10, 2000	Atl	W	71-60
Jan. 10, 2001	H	L	67-71
Feb. 6, 2002	A	L	63-68
March 7, 2002	Atl	W	69-62
Feb. 12, 2003	H	W	79-60
Feb. 21, 2004	A	L	54-74
March 5, 2005	H	W	81-69
Feb. 22, 2006	A	W	77-66
Mar. 10, 2006	A	W	92-73
Jan. 24, 2007	H	L	53-64
Jan. 19, 2008	A	L	76-92
Mar. 4, 2009	H	L	53-69
Feb. 13, 2010	A	L	69-77
Feb. 26, 2011	H	L	69-90
March 10, 2011	Atl	L	50-62
Feb. 8, 2012	A	L	61-76

Atl = Atlanta, Ga.
Lex = Lexington, Ky.
Lville = Louisville, Ky.
Mem = Memphis, Tenn.

LSU at home: LSU leads, 28-19
at Vanderbilt: Vanderbilt leads, 37-14
at Neutral Sites: Tied, 5-5

VILLANOVA (2-3)

Dec. 29, 1952	NO	W	100-94
Dec. 28, 1976	H	L	68-76
March 15, 1990	Knox	W	70-63
Nov. 24, 1990	Sfid	L	91-93
Jan. 19, 2008	A	L	67-68

NO = New Orleans, La.
Knox = Knoxville, Tenn.
Sfid = Springfield, Mass.

VIRGINIA (0-3)

March 30, 1981	Phil	L	74-78
Jan. 2, 2011	A	L	50-64
Jan. 2, 2012	H	L	52-57

Phil = Philadelphia, Pa.

VA. MILITARY INSTITUTE (1-0)

Dec. 27, 1956	Sport	W	88-67
---------------	-------	---	-------

Sport = Shreveport, La.

VIRGINIA TECH (0-1)

Dec. 20, 1963	A	L	64-72
---------------	---	---	-------

WAKE FOREST (1-0)

Dec. 28, 1981	NO	W	70-64
---------------	----	---	-------

NO = New Orleans, La.



Vernel Singleton

WASHINGTON (2-3)

March 18, 1953	KC	L	69-88
Dec. 1, 1983	H	W	51-48
Nov. 27, 1985	A	W	70-61
Dec. 20, 2006	A	L	88-72
Dec. 23, 2007	H	L	65-73

WASHINGTON & LEE (0-1)

Feb. 1929	Atl	L	22-32
-----------	-----	---	-------

Atl = Atlanta, Ga.

WASHINGTON STATE (2-2)

Dec. 1, 1973	A	L	78-80
Nov. 30, 1977	H	W	83-58
Dec. 27, 2008	H	W	62-52
Dec. 22, 2009	H	L (ot)	70-72

WEBER STATE (1-1)

Dec. 20, 1972	Log	W	82-80
Nov. 23, 2001	Hilo	L (ot)	74-75

Log = Logan, Utah
Hilo = Hilo, Hawaii

WESTERN KENTUCKY (3-0)

Jan. 24, 1987	H	W	67-62
Nov. 17, 2009	H	W	71-60
Nov. 18, 2011	CH	W	76-57

Ch = Charleston, S. C.

WEST VIRGINIA (0-1)

Nov. 27, 2004	H	L	69-84
Nov. 26, 2005	A	W(ot)	71-68

WEST VIRGINIA STATE (1-0)

Dec. 29, 1986	Hono	W	93-76
---------------	------	---	-------

Hono = Honolulu, Hawaii

WICHITA STATE (1-4)

March 22, 1981	NO	W	96-85
Feb. 21, 1982	H	L	65-66
Nov. 25, 2006	H	L	53-57
Dec. 19, 2008	A	L	47-67

Dec. 18, 2010	BC	L	69-70
---------------	----	---	-------

NO = New Orleans, La.
BC = Bossier City, La.

WINTHROP (1-0)

Dec. 28, 1993	H	W	100-71
---------------	---	---	--------

WISCONSIN (0-4)

Dec. 19, 1953	H	L	66-82
Dec. 18, 1954	A	L	68-107
Dec. 15, 1967	Mil	L	94-96
March 23, 2000	Al	L	48-61

Mil = Milwaukee, Wis.
Al = Albuquerque, N.M.

WRIGHT STATE (1-0)

Dec. 27, 2006	H	W	71-45
---------------	---	---	-------

WYOMING (3-0)

Dec. 26, 1968	OKC	W	84-78
Nov. 27, 1999	Hon	W	103-86
Jan. 3, 2001	H	W	73-69

OKC = Oklahoma City, Okla.
Hon = Honolulu, Hawaii

XAVIER, OHIO (1-3)

Dec. 28, 1964	OKC	L	87-93
Dec. 22, 1980	H	W	78-62
Jan. 24, 2009	H	L	70-80
Dec. 29, 2009	A	L	65-89

OKC = Oklahoma City, Okla.

YALE (0-1)

Dec. 30, 1969	Hono	L	94-97
---------------	------	---	-------

Hono = Honolulu, Hawaii

Southeastern Conference**Record vs. SEC: 656-684**

Alabama	67-101
Arkansas	24-31
Auburn	82-63
Florida	60-40
Georgia	60-41
Kentucky	24-82
Ole Miss	117-85
Mississippi State	105-96
Missouri	1-0
South Carolina	12-14
Tennessee	43-60
Texas A&M	14-11
Vanderbilt	47-60

America East Conference**LSU Record vs. AE: 4-0****SEC Record in 2012: 0-0**

Boston University	2-0
Maine	1-0
Maryland-Baltimore County	1-0

Atlantic 10 Conference**LSU Record vs. Atlantic 10: 7-9****SEC Record in 2012: 1-5**

Butler	1-0
Dayton	0-2
Fordham	1-0
St. Joseph's (Pa.)	0-1
Saint Louis	1-3
Temple	2-0
Xavier (Ohio)	1-3
Duquesne	1-0

Atlantic Coast Conference**LSU Record vs. ACC: 35-42****SEC Record in 2012: 9-5**

Clemson	3-2
Duke	2-5
Florida State	3-2
Georgia Tech	21-14
Maryland	2-2
Miami (Fla.)	1-3
North Carolina	2-10
Virginia	0-3
Virginia Tech	0-1
Wake Forest	1-0

Atlantic Sun Conference**LSU Record vs. AS: 5-1****SEC Record in 2012: 11-0**

Campbell	2-0
Jacksonville	0-1
Mercer	3-0

Big 12 Conference**LSU Record vs. Big 12: 35-28****SEC Record in 2012: 7-3**

Baylor	3-4
Kansas	1-3
Oklahoma	3-1
Oklahoma State	2-2
Texas	19-11
TCU	3-1
Texas Tech	1-3
West Virginia	3-3

Big East Conference**LSU Record vs. Big East: 17-25****SEC Record in 2012: 12-10**

Cincinnati	0-1
Connecticut	1-3
DePaul	3-3
Georgetown	4-2
Louisville	1-8
Marquette	1-1
Notre Dame	1-0
Pittsburgh	2-2
Rutgers	1-0
St. John's	1-2
Syracuse	0-1
Villanova	2-2

Big Sky Conference**LSU Record vs. Big Sky: 8-0****SEC Record in 2012: 0-0**

Montana State	4-0
Northern Arizona	2-0
Weber State	2-0

Big South Conference**LSU Record vs. Big South: 2-3****SEC Record in 2012: 4-1**

Coastal Carolina	0-2
Radford	0-1
VMI	1-0
Winthrop	1-0

Big Ten Conference**LSU Record vs. Big 10: 6-21****SEC Record in 2012: 5-5**

Illinois	0-2
Indiana	0-5
Iowa	2-1
Michigan	0-2
Michigan State	0-1
Nebraska	1-0
Northwestern	1-3
Ohio State	1-1
Penn State	0-1
Purdue	1-1
Wisconsin	0-4

Big West Conference**LSU Record vs. Big West: 3-2****SEC Record in 2012: 1-1**

Cal State Fullerton	1-0
UC-Irvine	1-0
Hawaii	0-1
Pacific	1-1

Colonial Athletic Association**LSU Record vs. Colonial: 8-0****SEC Record in 2012: 2-0**

Delaware	1-0
George Mason	1-0
Georgia State	1-0
Wilmington	4-0
Towson	1-0

Conference USA**LSU Record vs. CUSA: 160-127****SEC Record in 2012: 3-5**

Houston	6-10
Memphis	2-3
Rice	17-25
SMU	2-2
Southern Miss	5-1
Tulane	124-83
Tulsa	1-1
UAB	1-1
UTEP	2-1

Horizon League**LSU Record vs. Horizon: 5-0****SEC Record in 2012: 3-1**

Cleveland State	1-0
Illinois-Chicago	1-0
Loyola-Chicago	2-0
Wright State	1-0

Ivy Group**LSU Record vs. Ivy: 3-1****SEC Record in 2012: 2-0**

Cornell	3-0
Yale	0-1

Metro Atlantic Conference**LSU Record vs. Metro Atl.: 8-3****SEC Record in 2012: 3-0**

Canisius	0-2
Iona	3-1
Marist	2-0
Niagara	1-0
St. Peter's	2-0

Mid-American Conference**LSU Record vs. Mid-America: 1-1****SEC Record in 2012: 2-1**

Ball State	0-1
Central Michigan	1-0

Mid-Eastern Athletic Conference**LSU Record vs. MEAC: 4-2****SEC Record in 2012: 7-0**

Coppin State	0-1
Delaware State	1-0
Howard	1-0
Norfolk State	1-0
North Carolina A&T	1-1

Missouri Valley Conference**LSU Record vs. MVC: 2-8****SEC Record in 2012: 2-3**

Creighton	0-1
Drake	1-0
Evansville	0-1
Northern Iowa	0-2
Wichita State	1-4

Mountain West Conference**LSU Record vs. MW: 10-7****SEC Record in 2012: 2-0**

Boise State	1-0
Brigham Young	1-1
Fresno State	1-2
Nevada	1-1
UNLV	3-3
Wyoming	3-0

Northeast Conference**LSU Record vs. Northeast: 7-1****SEC Record in 2012: 1-0**

Central Connecticut State	1-0
Farleigh Dickinson	1-0
Long Island	0-1
Robert Morris	1-0
St. Francis (N.Y.)	1-0
St. Francis (Pa.)	1-0

Ohio Valley Conference**LSU Record vs. OVC: 11-1****SEC Record in 2012: 3-2**

Belmont	1-0
Morehead State	1-0
Samford	3-1
Southeast Missouri State	1-0
Tennessee-Martin	4-0
Tennessee State	1-0

Pacific 12 Conference**LSU Record vs. Pac-12: 18-27****SEC Record in 2012: 5-4**

Arizona	3-3
Arizona State	0-1
California	2-1
Oregon	0-1
Oregon State	5-1
Southern California	1-6
Stanford	2-2
UCLA	0-7
Utah	1-3
Washington	2-3
Washington State	2-2

Patriot League**LSU Record vs. Patriot: 6-3****SEC Record in 2012: 2-0**

Army	1-1
Colgate	2-0
Holy Cross	1-1
Lafayette	2-0
Navy	0-1

Southern Conference**LSU Record vs. Southern: 1-1****SEC Record in 2012: 11-2**

Appalachian State	1-0
Furman	0-1

Southland Conference**LSU Record vs. Southland: 73-11****SEC Record in 2012: 7-0**

Lamar	3-1
McNeese State	20-0
Nicholls State	17-1
Northwestern State	16-6
Oral Roberts	4-2
Sam Houston State	1-0
Southeastern Louisiana	10-1
Texas A&M Corpus Christi	1-0
Texas State	1-0

Southwestern Athletic Conference**LSU Record vs. SWAC: 20-1****SEC Record in 2012: 11-0**

Alcorn State	2-0
Grambling State	3-0
Jackson State	3-1
Miss. Valley State	1-0
Prairie View	3-0
Southern	8-0
Texas Southern	1-0

Summit League**LSU Record vs. Summit: 1-0****SEC Record in 2012: 3-1**

Oakland	1-0
---------	-----

Sun Belt Conference**LSU Record vs. Sun Belt: 54-14****SEC Record in 2012: 13-3**

Arkansas State	2-1
Louisiana-Lafayette	36-10
Louisiana-Monroe	5-0
Middle Tennessee State	1-0
North Texas	1-1
South Alabama	2-1
Troy	4-1
Western Kentucky	3-0

West Coast Conference**LSU Record vs. WCC: 3-0****SEC Record in 2012: 1-0**

Loyola Marymount	2-0
Santa Clara	1-0

Western Athletic Conference**LSU Record in WAC: 13-3****SEC Record in 2012: 3-0**

Denver	1-0
Louisiana Tech	10-1
Texas State	1-0
Utah State	1-2



1934-35 LSU Fighting Tigers

14-1, 11-0 • Winner American Legion Bowl - Atlantic City, N. J.
SEC Champions • Coach Harry Rabenhorst

(Front Row) Blackie Banker, Wally Wells, Henry Young, Sparky Wade, Nolan Miller, Guy Ottwell, Milford McDonald, Mac Michael. (Back Row) Judge Bryan, Bill Leathers, Shongaloo Lindsey, Sid Adger, Texas Bo Bohannon, Red Beeson, Jack Harris, Ben Journeay, Buddy Blair.



1978-79 LSU Fighting Tigers

23-6 • SEC Champions
Coach Dale Brown

(Front Row) Gus Rudolph, Walter Campbell, Al Green, Ernie Brown, Coach Dale Brown, Jordy Hultberg, Willie Sims, J. Brian Bergeron, Ethan Martin. (Back Row) Assistant Coach Ron Abernathy, Duane DeArmond, Lionel Green, Andy Campbell, Rick Mattick, Greg Cook, Durand Macklin, Joe Costello, Assistant Coach Art Tollis.



1952-53 LSU Fighting Tigers

22-3 • SEC Champions • NCAA Final Four
Coach Harry Rabenhorst

(Front Row) Don Loughmiller, Darrell Schultz, Benny McArdle, Norman Magee, Charley Robert. (Middle Row) Coach Harry Rabenhorst, Bill Lee, Leslie Jones, Don Belcher, Kenny Bridges, Assistant Coach John Chaney. (Back Row) Manager Fred Poerschke, James McNeilly, Bob Freshley, Bob Pettit, Ned Clark, P. Brayman.



1979-80 LSU Fighting Tigers

26-6 • SEC Tournament Champions
Coach Dale Brown

(Front Row) Durand Macklin, Tyrone Black, Greg Cook, Andy Campbell, Rick Mattick, DeWayne Scales, Gus Rudolph. (Back Row) J. Brian Bergeron, Jordy Hultberg, Willie Sims, Duane DeArmond, Howard Carter, Mark Alcorn, Ethan Martin.



1953-54 LSU Fighting Tigers

20-5 • SEC Champions
Coach Harry Rabenhorst

(Front Row) Coach Harry Rabenhorst, Jim McNeilly, Ned Clark, Bob Pettit, Bob Freshley, Bill Lee, Assistant Coach John Chaney. (Middle Row) Don Sebastian, Paul Zinser, Norman Magee, Benny McArdle, Don Loughmiller, Manager Fred Poerschke. (Back Row) Les Jones, Roger Sigler, Dick Holt, Troy Rushing, Don Belcher.



1980-81 LSU Fighting Tigers

31-5 • Most Wins in LSU History
SEC Champions • NCAA Final Four • Coach Dale Brown

(Front Row) J. Brian Bergeron, Ethan Martin, Willie Sims, Johnny Jones, Matt England, Mark Alcorn, Brian Kistler. (Back Row) Manager Stan Harris, Assistant Coach Jordy Hultberg, Assistant Coach Rick Huckabay, Howard Carter, Joe Costello, Tyrone Black, Andy Campbell, Greg Cook, Leonard Mitchell, Durand Macklin, John Tudor, Head Coach Dale Brown, Assistant Coach Ron Abernathy, Trainer Dr. Martin J. Broussard


Championship Teams



1984-85 LSU Fighting Tigers

19-10 • SEC Champions
Coach Dale Brown

(Front Row) Don Redden, Oliver Brown, Ocie Conley, Derrick Taylor, Dennis Brown, Anthony Wilson, Neboisha Bukumirovich. (Back Row) Ricky Blanton, Jose Vargas, Damon Vance, Zoran Jovanovich, Jerry Reynolds, Nikita Wilson, John Williams.



1999-00 LSU Fighting Tigers

28-6 • SEC Champions • NCAA Sweet Sixteen
Coach John Brady

(Front Row) Assoc. Coach Kermit Davis, Brandon Landry, Brian Green, Torris Bright, Head Coach John Brady, Jack Warner, Jeremy Comeaux, Jermaine Williams, Asst. Coach Butch Pierre; (Second Row) Admin. Asst. Scott Osborne, Trainer Drew Shea, Ronald Dupree, Brian Beshara, Brad Bridgewater, Jabari Smith, Stromile Swift, Collis Temple III, Lamont Roland, Asst. Coach Donnie Tyndall, Strength Coach Nick Buchholz.



1985-86 LSU Fighting Tigers

26-12 • NCAA Final Four
Coach Dale Brown

(Front Row) Edwin Wilson, Ocie Conley, Derrick Taylor, Don Redden, Anthony Wilson, Neboisha Bukumirovich. (Back Row) Oliver Brown, Ricky Blanton, Jose Vargas, Zoran Jovanovich, John Williams, Bernard Woodside.



2005-06 LSU Fighting Tigers

27-9 • SEC Champions • NCAA Final Four
Coach John Brady

Front Row (L-R): Academic Advisor Tommy Powell, Glen Davis, Dameon Mason, Tasmin Mitchell, David Fleshman, Tack Minor, Head Coach John Brady, Darrel Mitchell, Ben Voogd, Alex Farrer, Garrett Temple, Darnell Lazare, Manager Jason Reed. Back Row (L-R): Trainer Shawn Eddy, Strength and Conditioning Coach Jeff Dillman, Assistant Coach John Treloar, Associate Head Coach Butch Pierre, Tyrus Thomas, Magnum Rolle, Chris Johnson, Kentrell Gransberry, Assistant Coach Nikita Johnson, Administrative Assistant Scott Soprych, Manager Chris Heine, Manager Louis Ruffino.



1990-91 LSU Fighting Tigers

20-10 • SEC Champions
Coach Dale Brown

(Front Row) Mike Hansen, Danny Moscovitz, Vernel Singleton, Shawn Griggs, John Picou, T.J. Pugh, (Back Row) Administrative Assistant Jim Childers, Supervisor of Athletic Training Dr. Marty Broussard, Assistant Coach Johnny Jones, Lenear Burns, Harold Boudreaux, Geert Hammink, Shaquille O'Neal, Richard Krajewski, Wayne Sims, Assistant Coach Craig Carse, Head Coach Dale Brown.



2008-09 LSU Fighting Tigers

28-7 • SEC Champions
Coach Trent Johnson

Front Row (L-R): Director of Operations Chris Bobel, Assistant Coach Keith Richard, Head Coach Trent Johnson, Assistant Coach Donny Guerinoni, Assistant Coach Brent Scott, Strength Coach Juan Pablo Reggiaro, Trainer Shawn Eddy. Back Row (L-R): Zach Kinsley, Tasmin Mitchell, Bo Spencer, Garrett Green, Alex Farrer, Chris Johnson, Garrett Temple, Dennis Harris, Terry Martin, Quintin, Thornton, Marcus Thornton, Storm Warren, Chris Bass, Delwan Graham.

20 NCAA Tournament Appearances

1953	1954	1979	1980	1981	1984	1985	1986
1987	1988	1989	1990	1991	1992	1993	2000
2003	2005	2006	2009				

6 NIT Appearances

1970	1982	1983	2002	2004	2012
------	------	------	------	------	------

1953 NCAA Tournament

Coach Harry Rabenhorst • LSU #7

East Regional - Raleigh, N. C.

- March 13 - LSU 89, Lebanon Valley 76 (Regional Semifinals)
- March 14 - LSU 81, Holy Cross 73 (Regional Finals)

Final Four - Kansas City, Mo.

- March 17 - #1 Indiana 80, LSU 67 (National Semifinals)
- March 18 - #4 Washington 88, LSU 69 (National 3rd Place Game)

1954 NCAA Tournament

Coach Harry Rabenhorst • LSU #8

East Regional - Iowa City, Iowa

- March 12 - Penn State 78, LSU 70 (Regional Semifinals)
- March 13 - #2 Indiana 73, LSU 62 (Regional Third Place Game)

1970 National Invitation Tournament

Coach Press Maravich • LSU NR

Madison Square Garden - New York, New York

- March 15 - LSU 83, Georgetown 82 (First Round)
- March 17 - LSU 97, Oklahoma 94 (Quarterfinals)
- March 19 - #8 Marquette 101, LSU 79 (Semifinals)
- March 21 - Army 75, LSU 68 (Third Place Game)

1979 NCAA Tournament

Coach Dale Brown • LSU #9/#7

Midwest Regional - Bloomington, Ind.

- March 10 - LSU 71, Appalachian State 57 (Second Round)

Midwest Regional - Indianapolis, Ind.

- March 16 - #3 Michigan State 87, LSU 71 (Regional Semifinals)

1980 NCAA Tournament

Coach Dale Brown • LSU #3

Midwest Regional - Denton, Texas

- March 9 - LSU 98, Alcorn State 88 (Second Round)

Midwest Regional - Houston, Texas

- March 14 - LSU 68, #16 Missouri 63 (Regional Semifinals)
- March 16 - Louisville 86, #3 LSU 66 (Regional Finals)

1981 NCAA Tournament

Coach Dale Brown • LSU #4

Midwest Regional - Austin, Texas

- March 14 - LSU 100, Lamar 78 (Second Round)

Midwest Regional - New Orleans, La.

- March 20 - LSU 72, #20 Arkansas 56 (Regional Semifinals)
- March 22 - LSU 96, Wichita State 85 (Regional Finals)

NCAA Final Four - Philadelphia, Pa.

- March 28 - #9 Indiana 67, LSU 49 (National Semifinals)
- March 30 - #5 Virginia 78, LSU 74 (National Third Place Game)

1982 National Invitation Tournament

Coach Dale Brown • LSU NR

First Round - Baton Rouge, La.

- March 12 - Tulane 83, LSU 72

1983 National Invitation Tournament

Coach Dale Brown • LSU NR

First Round - Baton Rouge, La.

- March 16 - New Orleans 99, LSU 94 (ot)

1984 NCAA Tournament

Coach Dale Brown • LSU NR

West Regional - Salt Lake City, Utah

- March 15 - Dayton 74, LSU 66 (First Round)

1985 NCAA Tournament

Coach Dale Brown • LSU #20

Southeast Regional - Dayton, Ohio

- March 15 - Navy 78, LSU 55 (First Round)

1986 NCAA Tournament

Coach Dale Brown • LSU NR

Southeast Regional - Baton Rouge, La.

- March 13 - LSU 94, Purdue 87 (2 ot) (First Round)
- March 15 - LSU 83, #12 Memphis State 81 (Second Round)

Southeast Regional - Atlanta, Ga.

- March 20 - LSU 70, #6 Georgia Tech 64 (Regional Semifinals)
- March 22 - LSU 59, #3 Kentucky 57 (Regional Finals)

NCAA Final Four - Dallas, Texas

- March 29 - #7 Louisville 88, LSU 77 (National Semifinals)

1987 NCAA Tournament

Coach Dale Brown • LSU NR

Midwest Regional - Chicago, Ill.

- March 13 - LSU 85, Georgia Tech 79 (First Round)
- March 15 - LSU 72, #8 Temple 62 (Second Round)

Midwest Regional - Cincinnati, Ohio

- March 20 - LSU 63, #5 DePaul 58 (Regional Semifinals)
- March 22 - #3 Indiana 77, LSU 76 (Regional Finals)

1988 NCAA Tournament

Coach Dale Brown • LSU NR

East Regional - Hartford, Conn.

- March 18 - Georgetown 66, LSU 63 (First Round)

1989 NCAA Tournament

Coach Dale Brown • LSU NR

West Regional - Tucson, Ariz.

- March 17 - Texas-El Paso 85, LSU 74 (First Round)

1990 NCAA Tournament

Coach Dale Brown • LSU #19

Southeast Regional - Knoxville, Tenn.

- March 15 - LSU 70, Villanova 63 (First Round)
- March 17 - Georgia Tech 94, LSU 91 (Second Round)

1991 NCAA Tournament

Coach Dale Brown • LSU #22

Midwest Regional - Minneapolis, Minn.

- March 14 - Connecticut 79, LSU 62 (First Round)

1992 NCAA Tournament

Coach Dale Brown • LSU #25

West Regional - Boise, Idaho

- March 19 - LSU 94, Brigham Young 83 (First Round)
- March 21 - #5 Indiana 89, LSU 79 (Second Round)

1993 NCAA Tournament

Coach Dale Brown • LSU NR

Midwest Regional - Chicago, Ill.

- March 18 - California 66, LSU 64 (First Round)

2000 NCAA Tournament

Coach John Brady • LSU #10

West Regional - Salt Lake City

- March 16 - LSU 64, SE Missouri St. 61
- March 18 - LSU 72, #15 Texas 67

West Regional - Albuquerque, N.M.

- March 23 - Wisconsin 61, LSU 48

2002 National Invitation Tournament

Coach John Brady • LSU NR

First Round - Iowa City, Iowa

- March 13 - LSU 63, Iowa 61

Second Round - Baton Rouge, La.

- March 19 - Ball St. 75, LSU 65

2003 NCAA Tournament

Coach John Brady • LSU NR

First Round - Birmingham, Ala.

- March 21 - Purdue 80, LSU 56

2004 National Invitation Tournament

Coach John Brady • LSU NR

First Round - Norman, Okla.

- March 17 - Oklahoma 70, LSU 61

2005 NCAA Tournament

Coach John Brady • LSU NR

First Round - Boise, Idaho

- March 17 - UAB 82, LSU 68

2006 NCAA Tournament

Coach John Brady • LSU #19

First and Second Round - Jacksonville, Fla.

- March 16 - LSU 80, Iona 64
- March 18 - LSU 58, Texas A&M 57

Regional Round - Atlanta, Ga.

- March 23 - LSU 62, #1 Duke 54
- March 25 - LSU 70, #9 Texas 60 (ot)

NCAA Final Four - Indianapolis, Ind.

- April 1 - #17 UCLA 59, LSU 45

2009 NCAA Tournament

Coach Trent Johnson • LSU #21

First and Second Round - Greensboro, N. C.

- March 19 - LSU 75, Butler 71
- March 21 - North Carolina 84, LSU 70

2012 National Invitation Tournament

Coach Trent Johnson • LSU NR

First Round - Eugene, Ore.

- March 13 - Oregon 96, LSU 76

LSU NCAA Final Four Teams

1953 – 22-3, SEC CHAMPIONS

Coach Harry Rabenhorst
Assistant Coach Don Chaney
Manager Fred Poerschke
Don Belcher
P. Brayman
Kenny Bridges

Ned Clark
Bob Freshley
Leslie Jones
Bill Lee
Don Loughmiller
Norman Magee

Darrell McArdle
James McNeilly
Bob Pettit
Charley Roberts
Darrell Schultz

1981 NCAA Final Four Tigers

31-5 SEC CHAMPIONS

Coach Dale Brown
Associate Coach Ron Abernathy
Assistant Coach Rick Huckabay
Assistant Coach Jordy Hultberg
Trainer Dr. Martin Broussard
Manager Stan Harris
Mark Alcorn

J. Brian Bergeron
Tyrone Black
Howard Carter
Andy Campbell
Greg Cook
Joe Costello
Matt England

Johnny Jones
Brian Kistler
Durand Macklin
Ethan Martin
Leonard Mitchell
Willie Sims
John Tudor

1986 NCAA Final Four Tigers

26-12

Coach Dale Brown
Associate Coach Ron Abernathy
Assistant Coach Bo Bahnsen
Assistant Coach Johnny Jones
Ricky Blanton
Oliver Brown

Neboisha Bukumirovich
Ocie Conley
Zoran Jovanovich
Don Redden
Derrick Taylor
Jose Vargas

John Williams
Anthony Wilson
Edwin Wilson
Bernard Woodside

2006 NCAA Final Four Tigers

27-9 SEC CHAMPIONS

Coach John Brady
Associate Head Coach Butch Pierre
Assistant Coach Nikita Johnson
Assistant Coach John Treloar
Administrative Assistant Scott Soprych
Trainer Shawn Eddy
Strength Coach Jeff Dillman

Manager Chris Heine
Manager Jason Reed
Manager Louis Ruffino
Glen Davis
Alex Farrer
David Fleshman
Chris Johnson
Darnell Lazare

Dameon Mason
Tack Minor
Darrel Mitchell
Tasmin Mitchell
Magnum Rolle
Garrett Temple
Tyrus Thomas
Ben Voogd

LSU Players Who Have Participated in Three or More NCAA Tournaments

FOUR

Ricky Blanton	1985-86-88-89
Oliver Brown	1984-85-86-87
Neboisha Bukumirovich	1985-86-87-88
Geert Hammink	1989-91-92-93
Vernel Singleton	1989-90-91-92
Jose Vargas	1985-86-87-88
Anthony Wilson	1984-85-86-87
Bernard Woodside	1985-86-87-88

THREE

Harold Boudreaux	1990-91-92
Brian Bergeron	1979-80-81
Andy Campbell	1979-80-81
Greg Cook	1979-80-81
Mike Hansen	1991-92-93
Rich Krajewski	1989-90-91
Ethan Martin	1979-80-81
Darrel Mitchell	2003-05-06
Shaquille O'Neal	1990-91-92
Wayne Sims	1989-90-91
Willie Sims	1979-80-81
Derrick Taylor	1984-85-86
Maurice Williamson	1990-92-93
Nikita Wilson	1984-85-87



The Tigers practice at the RCA Dome prior to the 2006 NCAA Final Four.

SEC Final Four Appearances

	APPEARANCES	COACHES
Kentucky	15	Adolph Rupp (6), Joe Hall (3), Rick Pitino (3), Tubby Smith (1), John Calipari (2)
LSU	4	Dale Brown (2), Harry Rabenhorst (1), John Brady (1)
Florida	4	Lon Kruger (1), Billy Donovan (3)
Arkansas	2	Nolan Richardson (2)
Georgia	1	Hugh Durham (1)
Miss. State	1	Richard Williams (1)

SEC in NCAA

	SWEET	ELITE	FF	NCAA TITLES
	16	8		
Alabama	7	1	0	0
Arkansas	14	8	6	1
Auburn	4	1	0	0
Florida	7	6	4	2
Georgia	2	1	1	0
Kentucky	43	33	15	8
LSU	9	6	4	0
Ole Miss	1	0	0	0
Miss. State	3	1	1	0
South Carolina	3	0	0	0
Tennessee	6	1	0	0
Vanderbilt	6	1	0	0

LSU vs. All NCAA Opponents

TEAM	RECORD	LAST PLAYED	TEAM	RECORD	LAST PLAYED
UAB	0-1	2005	Marquette	0-1	1970
Alcorn State	1-0	1980	Memphis	1-1	1986
Appalachian St.	1-0	1979	Michigan State	1-0	1979
Arkansas	1-0	1981	Missouri	1-0	1980
Army	0-1	1970	Navy	0-1	1985
Ball State	0-1	2002	New Orleans	0-1	1983
Brigham Young	1-0	1992	North Carolina	0-1	2009
Butler	1-0	2009	Oklahoma	1-1	2004
California	0-1	1993	Penn State	0-1	1954
Connecticut	0-1	1991	Purdue	1-1	2003
Dayton	0-1	1984	SE Mo. State	1-0	2000
DePaul	1-0	1987	Temple	1-0	1987
Duke	1-0	2006	Texas	2-0	2006
Georgetown	1-0	1970	Texas A&M	1-0	2006
Georgia Tech	2-1	1990	Tulane	0-1	1982
Holy Cross	1-0	1953	UCLA	0-1	2006
Indiana	0-5	1992	UTEP	0-1	1989
Iona	1-0	2006	Villanova	1-0	1990
Iowa	1-0	2002	Virginia	0-1	1981
Kentucky	1-0	1986	Washington	0-1	1953
Lamar	1-0	1981	Wichita State	1-0	1981
Lebanon Valley	1-0	1953	Wisconsin	0-1	2000
Louisville	0-2	1986			

LSU Record at NCAA/NIT Sites

CITY	RECORD	LAST PLAYED	CITY	RECORD	LAST PLAYED
Albuquerque, N. M.	0-1	2000	Indianapolis, Ind.	0-2	2006
Atlanta, Ga.	4-0	2006	Iowa City, Iowa	1-2	2002
Austin, Texas	1-0	1981	Jacksonville, Fla.	2-0	2006
Baton Rouge, La.	2-3	2002	Kansas City, Mo.	0-2	1953
Birmingham, Ala.	0-1	2003	Knoxville, Tenn.	1-1	1990
Boise, id.	1-2	2005	Minneapolis, Minn.	0-1	1991
Chicago, Ill.	2-1	1993	New Orleans, La.	2-0	1981
Cincinnati, Ohio	1-1	1987	New York, N.Y.	2-2	1970
Dallas, Texas	0-1	1986	Norman, Okla.	0-1	2004
Dayton, Ohio	0-1	1985	Philadelphia, Pa.	0-2	1981
Denton, Texas	1-0	1980	Raleigh, N.C.	2-0	1953
Eugene, Ore.	0-1	2012	Salt Lake City	2-1	2000
Greensboro, N. C.	1-1	2009	Tucson, Ariz.	0-1	1989
Hartford, Conn.	0-1	1988			
Houston, Texas	1-1	1980			

SEC Postseason Tournament Appearances

NCAA TOURNAMENT

SCHOOL	APP.	W - L	PCT.
Kentucky	52	111-46	.707
Arkansas	29	40-29	.580
LSU	20	24-23	.511
Alabama	19	18-19	.486
Tennessee	19	16-20	.444
Florida	15	32-13	.711
Vanderbilt	13	10-14	.417
Miss. State	10	11-10	.524
Auburn	8	12-8	.600
South Carolina	8	4-9	.308
Georgia	8	5-8	.385
Ole Miss	6	3-6	.333

NATIONAL INVITATION TOURNAMENT

SCHOOL	APP.	W - L	PCT.
Tennessee	12	13-12	.520
South Carolina	11	21-9	.700
Vanderbilt	11	18-10	.642
Alabama	11	21-14	.600
Ole Miss	11	13-11	.542
Georgia	11	11-11	.500
Florida	9	11-11	.500
Kentucky	8	13-6	.684
Miss. State	8	7-8	.467
Auburn	6	4-6	.400
LSU	6	3-7	.300
Arkansas	2	4-3	.571



Marcus Thornton drives to the hoop against the North Carolina defense in the second round of the 2009 NCAA Tournament.

LSU in the Associated Press Poll

YEAR	PS	1	2	3	4	5	6	7	8	9	10	11	12	13	14	15	16	17	18	19	DATES
1952-53		10	8	17	11	14	14	11	10	8	6	6	5	7	5						Dec. 16-March 24
1953-54		10	5	14	18	16	12	14	17	17	13	12	7	8	14						Dec. 8-March 23
1969-70			15																		Dec. 9-March 10
1978-79	14	11	12	11	10	7	7	5	9	9	9	8	6	5	8	9	7				Nov. 28-March 13
1979-80	7	6	6	7	5	4	6	14	11	10	7	6	5	5	3						Dec. 4-March 4
1980-81	12	15	11	10	10	10	9	6	5	4	4	4	4	2	3	4					Dec. 2-March 10
1981-82	17																				Dec. 1-March 9
1983-84	11	12	9	10	11	9	9	11	15	10	14	20	17								Nov. 29-March 13
1984-85	14	16	13	19	19	18	14									19	20				Nov. 27-March 12
1985-86	14	12	11	11	9	9	8	8	14	14	17										Nov. 26-March 11
1988-89													19		20						Nov. 22-March 14
1989-90	2	9	9	9	8	9	11	14	13	16	14	11	9	12	15	16	19				Nov. 27-March 13
1990-91	14	20	18	12	10	15	14	20	20	16	14	19	20	19	18	16	22				Nov. 27-March 12
1991-92	6	9	16	25								22	20			23	23	25			Nov. 25-March 16
1993-94						25															Nov. 22-March 14
1999-00									21	24			22	25	16	15	12	10	10		Nov. 16-March 14
2002-03								24	21		23										Nov. 19-March 18
2003-04															24						Nov. 25-March 16
2005-06					25									24		25	24	21	18	19	Nov. 15-March 14
2006-07	5	7	6	10	9	12	12	17	14	13	16	21									Nov. 14-March 13
2008-09																23	18	12	20	21	Nov. 10-March 16

Wins Against Teams Ranked Top Three in AP Poll

No.1

LSU 95, No. 1 Kentucky 94 (ot) - Baton Rouge - Feb. 11, 1978
 LSU 66, No. 1 Arizona 65 - Baton Rouge - Dec. 21, 2002
 No. 19 LSU 62, No. 1 Duke 54 - Atlanta, Ga. - March 23, 2006

No.2

LSU 82, No. 2 Georgetown 80 - New Orleans - Jan. 28, 1989
 No. 18 LSU 92, No. 2 Arizona 82 - Baton Rouge - Dec. 8, 1990

No.3

No. 6 LSU 81, No. 3 Kentucky 67 - Baton Rouge - Jan. 19, 1981
 LSU 59, No. 3 Kentucky 67 - Baton Rouge - Jan. 19, 1981
 LSU 66, No. 3 Florida 56 - Baton Rouge - Feb. 24, 2006

LSU's Record as a Ranked Team in AP Poll

RK	W	L	PCT.
1			
2	2	2	.500
3	3	2	.600
4	13	4	.765
5	14	4	.778
6	13	2	.866
7	14	4	.778
8	10	6	.625
9	20	6	.769
10	20	6	.769
11	23	2	.920
12	16	5	.762
13	6	3	.667
14	25	7	.781
15	9	2	.818
16	10	6	.625
17	10	5	.667
18	9	3	.750
19	11	4	.733
20	8	4	.667
21	5	5	.500
22	2	3	.400
23	5	3	.625
24	4	4	.500
25	6	3	.667
TOTALS	258	95	.731

LSU's Record vs. Ranked Teams in AP Poll

RK	W	L	PCT.
1	3	14	.176
2	2	13	.133
3	3	11	.214
4	0	17	.000
5	4	17	.190
6	4	9	.444
7	5	11	.312
8	4	16	.200
9	4	12	.250
10	2	8	.200
11	1	9	.100
12	1	9	.100
13	1	11	.083
14	1	8	.111
15	1	9	.100
16	8	5	.615
17	0	10	.000
18	4	9	.307
19	4	5	.444
20	5	6	.454
21	0	6	.000
22	3	6	.333
23	0	3	.000
24	1	4	.200
25	0	4	.000
TOTALS	60	232	.205

Highlights of the AP Poll

POLL DEBUT - DEC. 16, 1952

Total Poll Appearances All-Time - 194
 Most Consecutive Polls - 49 (Preseason poll, 1978-79, to preseason poll, 1981-82)
 Total Appearances in AP Final Poll - 12
 Highest Ranking in AP Poll - 2 (Feb. 24, 1981, Preseason poll 1989-90)

LSU's record since 1948-49 against teams ranked in top 10 - 31-127 (19.6 percent).
 LSU's record since 1948-49 against teams ranked in AP's top 25 - 60-232 (20.5 percent).
 LSU versus top-ranked teams in the AP poll - 3-14 (17.6 percent).
 LSU when ranked in the AP poll since 1948-49 season has a record of 258-95 (73.1 percent).
 LSU's record when both teams are ranked is 31-37 (45.6 percent).
 LSU was last ranked No. 21 in the final poll of the 2008-09 season, the 18th AP poll of the year.



LSU vs. Top 10 teams in the Associated Press Poll

(since the poll started during the 1948-49 season)

1948-49

Jan. 14	LSU	#8 Tulane	L, 51-71	New Orleans, La.
Feb. 25	LSU	#6 Tulane	L, 45-72	Baton Rouge, La.
March 5	LSU	#7 Tulane	L, 63-72	Louisville, Ky.

1950-51

Jan. 31	LSU	#1 Kentucky	L, 59-81	Baton Rouge, La.
---------	-----	-------------	----------	------------------

1951-52

Jan. 5	LSU	#4 Kentucky	L, 47-57	Lexington, Ky.
March 1	LSU	#1 Kentucky	L, 43-44	Louisville, Ky.

1952-53

March 17	#7 LSU	#1 Indiana	L, 67-80	Kansas City, Mo.
March 18	#7 LSU	#4 Washington	L, 69-88	Kansas City, Mo.

1953-54

Dec. 12	#10 LSU	#5 Kansas	W, 68-63	Baton Rouge, La.
Dec. 28	#14 LSU	#7 Fordham	W, 65-49	New Orleans, La.
March 9	#8 LSU	#1 Kentucky	L, 56-63	Nashville, Tenn.
March 13	#8 LSU	#2 Indiana	L, 62-73	Iowa City, Tenn.

1954-55

Jan. 17	LSU	#1 Kentucky	L, 62-64	Baton Rouge, La.
---------	-----	-------------	----------	------------------

1955-56

Jan. 3	LSU	#5 N. Carolina	L, 69-95	Chapel Hill, N. C.
Jan. 14	LSU	#5 Kentucky	L, 65-107	Lexington, Ky.
Feb. 11	LSU	#4 Vanderbilt	L, 68-107	Nashville, Tenn.
Feb.	LSU	#7 Alabama	L, 59-77	Baton Rouge, La.

1956-57

Jan. 12	LSU	#3 Kentucky	L, 46-51	Baton Rouge, La.
---------	-----	-------------	----------	------------------

1957-58

Jan.	LSU	#9 Kentucky	L, 52-97	Lexington, Ky.
------	-----	-------------	----------	----------------

1958-59

Jan. 10	LSU	#1 Kentucky	L, 61-76	Baton Rouge, La.
Feb. 14	LSU	#4 Auburn	L, 67-115	Auburn, Ala.
Feb. 21	LSU	#5 Miss. State	L, 67-75	Baton Rouge, La.

1959-60

Feb. 8	LSU	#6 Georgia Tech	L, 56-76	Atlanta, Ga.
--------	-----	-----------------	----------	--------------

1960-61

Dec.	LSU	#8 Duke	L, 74-80	Durham, N.C.
Dec.	LSU	#5 N. Carolina	L, 61-77	Chapel Hill, N.C.
Dec.	LSU	#5 Louisville	L, 53-72	Baton Rouge, La.

1961-62

Jan. 12	LSU	#3 Kentucky	L, 63-84	Lexington, Ky.
Feb. 3	LSU	#10 Miss. State	L, 66-87	Starkville, Miss.
Feb. 24	LSU	#5 Miss. State	L, 48-58	Baton Rouge, La.

1962-63

Feb. 9	LSU	#6 Georgia Tech	W, 56-54	Baton Rouge, La.
Feb. 23	LSU	#8 Miss. State	L, 64-99	Baton Rouge, La.

1963-64

Dec. 26	LSU	#9 Oregon State	L, 57-87	Portland, Ore.
Jan. 10	LSU	#2 Kentucky	L, 84-103	Lexington, Ky.
Feb. 15	LSU	#8 Auburn	W, 86-66	Baton Rouge, La.

1964-65

Feb. 8	LSU	#9 Vanderbilt	L, 85-96	Baton Rouge, La.
March 8	LSU	#5 Vanderbilt	L, 60-106	Nashville, Tenn.

1965-66

Jan. 24	LSU	#2 Kentucky	L, 85-111	Lexington, Ky.
Jan. 29	LSU	#4 Vanderbilt	L, 66-98	Nashville, Tenn.
Feb. 26	LSU	#5 Vanderbilt	L, 84-102	Baton Rouge, La.

1966-67

Jan. 30	LSU	#9 Vanderbilt	L, 77-79	Nashville, Tenn.
March 4	LSU	#8 Tennessee	L, 60-87	Knoxville, Tenn.



Tasmin Mitchell, Darrel Mitchell and Ben Voogd celebrate after beating #9 Texas to advance to the Final Four of the 2006 NCAA Tournament.

1967-68

Jan. 27	LSU	#9 Kentucky	L, 95-121	Baton Rouge, La.
Jan. 29	LSU	#7 Vanderbilt	L, 91-99	Baton Rouge, La.
Feb. 3	LSU	#10 Kentucky	L, 96-109	Lexington, Ky.
Feb 5	LSU	#6 Tennessee	L, 67-87	Baton Rouge, La.

1968-69

Jan. 25	LSU	#5 Kentucky	L, 96-108	Baton Rouge, La.
Feb. 22	LSU	#6 Kentucky	L, 89-103	Lexington, Ky.

1969-70

Dec. 23	LSU	#2 UCLA	L, 84-133	Los Angeles, Calif.
Jan. 24	LSU	#2 Kentucky	L, 96-109	Lexington, Ky.
Feb. 21	LSU	#2 Kentucky	L, 105-121	Baton Rouge, La.
March 19	LSU	#8 Marquette	L, 79-101	New York, N. Y.

1970-71

Jan. 2	LSU	#4 S. California	L, 76-80	Los Angeles, Calif.
Jan. 25	LSU	#8 Tennessee	W, 80-70	Baton Rouge, La.

1972-73

Feb. 10	LSU	#6 Alabama	W, 72-70	Baton Rouge, La.
---------	-----	------------	----------	------------------

1973-74

Jan. 12	LSU	#6 Vanderbilt	W, 84-81	Baton Rouge, La.
Jan. 19	LSU	#10 Alabama	L, 79-80	Baton Rouge, La.
Feb. 11	LSU	#5 Vanderbilt	L, 88-91	Nashville, Tenn.
Feb. 18	LSU	#10 Alabama	L, 87-99	Tuscaloosa, Ala.

1974-75

Nov. 29	LSU	#10 S. California	L, 87-100	Los Angeles, Calif.
Jan. 4	LSU	#9 Kentucky	L, 80-115	Lexington, Ky.
Jan. 18	LSU	#7 Alabama	L, 67-93	Tuscaloosa, Ala.
Feb. 3	LSU	#5 Kentucky	L, 76-77	Baton Rouge, La.
Feb. 17	LSU	#7 Alabama	L, 76-80	Baton Rouge, La.

1975-76

Jan. 26	LSU	#10 Tennessee	L, 92-105	Baton Rouge, La.
Feb. 23	LSU	#9 Tennessee	L, 71-80	Knoxville, Tenn.

1976-77

Jan. 8	LSU	#4 Alabama	L, 77-80	Tuscaloosa, Ala.
Jan. 22	LSU	#6 Kentucky	L, 72-87	Lexington, Ky.
Feb. 5	LSU	#8 Alabama	L, 70-77	Baton Rouge, La.
Feb. 19	LSU	#2 Kentucky	L, 76-90	Baton Rouge, La.

1977-78

Dec. 29	LSU	#3 Arkansas	L, 62-67	Baton Rouge, La.
Jan. 14	LSU	#1 Kentucky	L, 76-96	Lexington, Ky.
Feb. 11	LSU	#1 Kentucky	W, 95-94	Baton Rouge, La.

1978-79

Jan. 6	#7 LSU	#9 Kentucky	W, 93-89	Lexington, Ky.
March 16	#7 LSU	#3 Michigan St.	L, 71-87	Indianapolis, Ind.

1979-80

Jan. 20	#14 LSU	#1 DePaul	L, 75-78	Chicago, Ill.
Jan. 28	#11 LSU	#5 Kentucky	W, 65-60	Lexington, Ky.
Feb. 24	#5 LSU	#3 Kentucky	L, 74-76	Baton Rouge, La.
March 1	#5 LSU	#2 Kentucky	W, 80-78	Birmingham, Ala.
March 16	#3 LSU	#2 Louisville	L, 66-86	Houston, Texas

1980-81

Jan. 19	#6 LSU	#3 Kentucky	W, 81-67	Baton Rouge, La.
Jan. 24	#5 LSU	#8 Tennessee	W, 80-63	Baton Rouge, La.
Feb. 21	#4 LSU	#8 Tennessee	W, 66-65	Baton Rouge, La.
March 1	#2 LSU	#9 Kentucky	L, 71-73	Lexington, Ky.
March 28	#4 LSU	#9 Indiana	L, 49-67	Philadelphia, Pa.
March 30	#4 LSU	#5 Virginia	L, 74-78	Philadelphia, Pa.

1981-82

Jan. 25	LSU	#9 Kentucky	L, 65-76	Lexington, Ky.
Feb. 10	LSU	#10 Alabama	W, 73-68	Baton Rouge, La.
Feb. 27	LSU	#7 Kentucky	W, 94-78	Baton Rouge, La.

1982-83

Dec. 20	LSU	#4 UCLA	L, 68-82	Los Angeles, Calif.
Jan. 5	LSU	#3 Kentucky	L, 50-52	Lexington, Ky.
March 5	LSU	#7 Kentucky	W, 74-60	Baton Rouge, La.

1983-84

Dec. 6	#9 LSU	#6 Houston	L, 91-100	Baton Rouge, La.
Jan. 7	#9 LSU	#2 Kentucky	L, 80-96	Baton Rouge, La.
Jan. 29	#10 LSU	#1 N. Carolina	L, 79-90	Chapel Hill, N.C.
March 5	LSU	#3 Kentucky	L, 68-90	Lexington, Ky.

1984-85

Feb. 16	LSU	#8 Syracuse	L, 64-76	Syracuse, N. Y.
---------	-----	-------------	----------	-----------------

1985-86

March 1	LSU	#8 Kentucky	L, 52-54	Baton Rouge, La.
March 1	LSU	#5 Kentucky	L, 57-68	Lexington, Ky.
March 7	LSU	#4 Kentucky	L, 58-61	Lexington, Ky.
March 20	LSU	#6 Georgia Tech	W, 70-64	Atlanta, Ga.
March 22	LSU	#3 Kentucky	W, 59-57	Atlanta, Ga.
March 29	LSU	#7 Louisville	L, 77-88	Dallas, Texas

1986-87

March 8	LSU	#9 Alabama	L, 62-69	Atlanta, Ga.
March 17	LSU	#8 Temple	W, 72-62	Chicago, Ill.
March 20	LSU	#5 DePaul	W, 63-58	Cincinnati, Ohio
March 22	LSU	#3 Indiana	L, 76-77	Cincinnati, Ohio

1987-88

Jan. 11	LSU	#8 Oklahoma	W, 84-77	New Orleans, La.
Jan. 23	LSU	#4 Kentucky	L, 61-76	Baton Rouge, La.
March 12	LSU	#6 Kentucky	L, 80-86	Baton Rouge, La.

1988-89

Dec. 22	LSU	#5 Illinois	L, 100-127	Baton Rouge, La.
Jan. 28	LSU	#2 Georgetown	W, 82-80	New Orleans, La.

1989-90

Jan. 28	#16 LSU	#5 UNLV	W, 107-105	Baton Rouge, La.
---------	---------	---------	------------	------------------

1990-91

Dec. 8	#18 LSU	#2 Arizona	W, 92-82	Baton Rouge, La.
Feb. 5	#19 LSU	#10 Kentucky	W, 107-88	Baton Rouge, La.
Feb. 10	#19 LSU	#6 Duke	L, 70-88	Durham, N. C.

1991-92

Dec. 7	#16 LSU	#3 Arizona	L, 67-87	Tucson, Ariz.
Jan. 14	LSU	#9 Alabama	W, 89-81	Tuscaloosa, Ala.
Feb. 8	#22 LSU	#1 Duke	L, 67-77	Baton Rouge, La.
March 3	#23 LSU	#7 Arkansas	L, 92-106	Fayetteville, Ark.
March 14	#23 LSU	#9 Kentucky	L, 74-80	Birmingham, Ala.
March 21	#25 LSU	#5 Indiana	L, 79-89	Boise, Idaho

1992-93

Dec. 22	LSU	#1 Duke	L, 67-96	Lahaina, Hawaii
Jan. 26	LSU	#4 Kentucky	L, 67-105	Lexington, Ky.
March 13	LSU	#5 Vanderbilt	W, 72-62	Lexington, Ky.
March 14	LSU	#4 Kentucky	L, 65-82	Lexington, Ky.

1993-94

Dec. 18	#25 LSU	#9 UCLA	L, 80-100	Los Angeles, Calif.
Jan. 11	LSU	#4 Arkansas	L, 83-84	Fayetteville, Ark.
Jan. 22	LSU	#4 North Carolina	L, 65-88	New Orleans, La.
March 2	LSU	#1 Arkansas	L, 105-108	Baton Rouge, La.

1994-95

Dec. 17	LSU	#2 UCLA	L, 72-92	Baton Rouge, La.
Jan. 31	LSU	#8 Arkansas	L, 81-105	Fayetteville, Ark.
Feb. 22	LSU	#8 Arkansas	L, 90-92	Baton Rouge, La.
March 4	LSU	#5 Kentucky	L, 80-127	Lexington, Ky.

1995-96

Jan. 16	LSU	#2 Kentucky	L, 97-129	Baton Rouge, La.
---------	-----	-------------	-----------	------------------

1996-97

Nov. 25	LSU	#2 Kansas	L, 53-82	Lahaina, Hawaii
Dec. 15	LSU	#5 Michigan	L, 59-70	Auburn Hills, Mich.
Feb. 12	LSU	#4 Kentucky	L, 48-84	Lexington, Ky.

1997-98

Feb. 4	LSU	#8 Kentucky	L, 61-63	Baton Rouge, La.
--------	-----	-------------	----------	------------------

1998-99

Jan. 30	LSU	#6 Kentucky	L, 62-86	Lexington, Ky.
Feb. 6	LSU	#6 Auburn	L, 54-80	Auburn, Ala.
Feb. 13	LSU	#10 Arizona	L, 71-78	Tucson, Ariz.

1999-00

Jan. 12	LSU	#10 Florida	L, 57-82	Gainesville, Fla.
Jan. 29	LSU	#5 Arizona	W, 86-60	Baton Rouge, La.
Feb. 9	LSU	#9 Auburn	W, 83-68	Baton Rouge, La.

2000-01

Dec. 20	LSU	#1 Arizona	L, 75-88	Tucson, Ariz.
---------	-----	------------	----------	---------------

2001-02

Jan. 16	LSU	#2 Florida	L, 70-102	Gainesville, Fla.
Feb. 2	LSU	#7 Alabama	L, 48-57	Baton Rouge, La.
Feb. 9	LSU	#7 Kentucky	L, 56-68	Baton Rouge, La.

2002-03

Dec. 21	LSU	#1 Arizona	W, 66-65	Baton Rouge, La.
Jan. 11	LSU	#7 Mississippi St.	W, 85-72	Baton Rouge, La.
Jan. 28	LSU	#4 Florida	L, 53-70	Baton Rouge, La.
Feb. 14	LSU	#3 Kentucky	L, 57-68	Lexington, Ky.
March 14	LSU	#7 Florida	W, 65-61	New Orleans, La.

2003-04

Feb. 26	LSU	#7 Miss. State	L, 58-84	Starkville, Miss.
Feb. 29	LSU	#9 Kentucky	L, 64-70	Baton Rouge, La.

2004-05

Jan. 22	LSU	#8 Kentucky	L, 58-89	Lexington, Ky.
March 12	LSU	#7 Kentucky	L, 78-79	Atlanta, Ga.

2005-06

Jan. 7	LSU	#2 Connecticut	L, 76-77	Hartford, Conn.
Feb. 11	LSU	#7 Florida	L, 62-71	Gainesville, Fla.
March 23	#19 LSU	#1 Duke	W, 62-54	Atlanta, Ga.
March 25	#19 LSU	#9 Texas	W, 70-60	Atlanta, Ga.

2006-07

Dec. 5	#9 LSU	#6 Texas A&M	W, 64-52	Baton Rouge, La.
Feb. 24	LSU	#3 Florida	W, 66-56	Baton Rouge, La.

2008-09

March 19	#21 LSU	#1 N. Carolina	L, 70-84	Greensboro, N.C.
----------	---------	----------------	----------	------------------

2009-10

Feb. 6	LSU	#4 Kentucky	L, 55-81	Baton Rouge, La.
--------	-----	-------------	----------	------------------

2011-12

Dec. 19	LSU	#10 Marquette	W, 67-59	Baton Rouge, La.
Jan. 28	LSU	#1 Kentucky	L, 50-74	Baton Rouge, La.
March 9	LSU	#1 Kentucky	L, 51-60	New Orleans, La.

Year-by-Year Team Statistics

2011-12 – Record 18-15, 7-9 in the SEC, NIT

	GM	MIN	FG-FGA	PCT.	3FG-FGA	PCT.	FT-FTA	PCT.	REB-AVG.	PF	A	TO	BLK	STL	PTS-AVG
LSU	33	6700	791-1947	.406	173-530	.326	402-582	.691	1217-36.9	592	415	429	128	232	2157-65.4
Opponents	33	6700	745-1775	.420	174-545	.319	455-660	.689	1178-35.7	592	337	483	132	249	2119-64.2

2010-11 – Record 11-21, 3-13 in the SEC

	GM	MIN	FG-FGA	PCT.	3FG-FGA	PCT.	FT-FTA	PCT.	REB-AVG.	PF	A	TO	BLK	STL	PTS-AVG
LSU	32	6450	692-1731	.400	175-561	.312	432-650	.665	1110-34.7	622	364	461	106	204	1991-62.2
Opponents	32	6450	730-1759	.415	174-531	.328	496-703	.706	1178-36.8	593	297	426	133	234	2130-66.6

2009-10 – Record 11-20, 2-14 in the SEC

	GM	MIN	FG-FGA	PCT.	3FG-FGA	PCT.	FT-FTA	PCT.	REB-AVG.	PF	A	TO	BLK	STL	PTS-AVG
LSU	31	6225	690-1726	.400	141-492	.287	384-552	.696	1112-35.9	547	352	397	116	190	1905-61.5
Opponents	31	6225	722-1675	.431	204-589	.346	411-618	.665	1082-34.9	534	326	384	123	216	2059-66.4

2008-09 – Record 27-8, 13-3 in the SEC, SEC Champions, NCAA Tournament

	GM	MIN	FG-FGA	PCT.	3FG-FGA	PCT.	FT-FTA	PCT.	REB-AVG.	PF	A	TO	BLK	STL	PTS-AVG
LSU	35	7050	937-2093	.448	213-572	.372	530-740	.716	1365-39.0	609	529	425	212	267	2617-74.8
Opponents	35	7050	820-2005	.409	188-596	.315	488-705	.692	1185-33.9	633	332	461	111	214	2316-66.2

2007-08 – Record 13-18, 6-10 in the SEC

	GM	MIN	FG-FGA	PCT.	3FG-FGA	PCT.	FT-FTA	PCT.	REB-AVG.	PF	A	TO	BLK	STL	PTS-AVG
LSU	31	6225	722-1800	.429	201-624	.322	386-521	.741	1108-35.7	520	362	428	196	186	2131-68.7
Opponents	31	6225	795-1884	.422	210-608	.345	345-515	.670	1164-37.5	509	391	415	112	208	2145-69.2

2006-07 – Record 17-15, 5-11 in the SEC

	GM	MIN	FG-FGA	PCT.	3FG-FGA	PCT.	FT-FTA	PCT.	REB-AVG.	PF	A	TO	BLK	STL	PTS-AVG
LSU	32	6450	800-1774	.451	174-517	.337	403-572	.705	1205-37.7	493	445	452	155	218	2177-68.0
Opponents	32	6450	732-1810	.404	191-585	.326	352-505	.697	1026-32.1	506	322	399	95	217	2007-62.7

2005-06 – Record 27-9, 14-2 in the SEC, SEC Champions, NCAA Final Four

	GM	MIN	FG-FGA	PCT.	3FG-FGA	PCT.	FT-FTA	PCT.	REB-AVG.	PF	A	TO	BLK	STL	PTS-AVG
LSU	36	7250	972-2092	.465	147-454	.324	542-786	.690	1447-40.2	567	547	555	236	298	2633-73.1
Opponents	36	7250	852-2137	.399	233-677	.344	362-522	.693	1167-32.4	662	385	543	150	233	2299-63.9

2004-05 – Record 20-10, 12-4 in the SEC, SEC Western Division Champions, NCAA Tournament

	GM	MIN	FG-FGA	PCT.	3FG-FGA	PCT.	FT-FTA	PCT.	REB-AVG.	PF	A	TO	BLK	STL	PTS-AVG
LSU	30	6125	776-1690	.459	205-571	.359	500-685	.730	1097-36.6	490	442	405	127	209	2257-75.2
Opponents	30	6125	776-1746	.444	225-593	.379	365-532	.686	963-32.1	572	353	376	81	189	2142-71.4

2003-04 – Record 18-11, 8-8 in the SEC, NIT Tournament

	GM	MIN	FG-FGA	PCT.	3FG-FGA	PCT.	FT-FTA	PCT.	REB-AVG.	PF	A	TO	BLK	STL	PTS-AVG
LSU	29	5800	656-1487	.441	168-500	.336	444-678	.655	1065-36.7	460	346	426	122	176	1924-66.3
Opponents	29	5800	695-1675	.415	172-491	.350	289-446	.648	960-33.1	560	335	358	82	216	1851-63.8

2002-03 – Record 21-11, 8-8 in the SEC, NCAA Tournament

	GM	MIN	FG-FGA	PCT.	3FG-FGA	PCT.	FT-FTA	PCT.	REB-AVG.	PF	A	TO	BLK	STL	PTS-AVG
LSU	32	6400	851-1767	.482	215-571	.377	409-633	.646	1124-35.1	525	515	446	132	255	2326-72.7
Opponents	32	6400	736-1792	.411	204-577	.354	354-524	.676	1048-32.8	592	359	501	78	238	2030-63.4

2001-02 – Record 19-15, 6-10 in the SEC, NIT Second Round

	GM	MIN	FG-FGA	PCT.	3FG-FGA	PCT.	FT-FTA	PCT.	REB-AVG.	PF	A	TO	BLK	STL	PTS-AVG
LSU	34	6850	850-1860	.457	204-561	.364	420-626	.671	1217-35.8	572	467	517	79	280	2324-68.4
Opponents	34	6850	797-1913	.417	226-684	.330	356-575	.619	1130-33.2	595	402	511	93	263	2176-64.0

2000-01 – Record 13-16, 2-14 in the SEC

	GM	MIN	FG-FGA	PCT.	3FG-FGA	PCT.	FT-FTA	PCT.	REB-AVG.	PF	A	TO	BLK	STL	PTS-AVG
LSU	29	5850	720-1624	.443	194-544	.357	435-629	.692	1020-35.2	507	438	454	65	257	2069-71.3
Opponents	29	5850	717-1643	.436	211-572	.369	334-498	.671	994-34.3	567	405	489	75	225	1979-68.2

1999-2000 – Record 28-6, 12-4 in the SEC, SEC Champions, NCAA Sweet 16

	GM	MIN	FG-FGA	PCT.	3FG-FGA	PCT.	FT-FTA	PCT.	REB-AVG.	PF	A	TO	BLK	STL	PTS-AVG
LSU	34	6800	915-1880	.487	196-558	.351	552-858	.643	1373-40.4	549	503	593	180	313	2578-75.8
Opponents	34	6800	781-2046	.382	233-745	.313	337-531	.635	1100-32.4	743	402	461	60	265	2132-62.7

1998-99 – Record 12-15, 4-12 in the SEC

	GM	MIN	FG-FGA	PCT.	3FG-FGA	PCT.	FT-FTA	PCT.	REB-AVG.	PF	A	TO	BLK	STL	PTS-AVG
LSU	27	5500	625-1461	.428	154-451	.341	389-605	.643	1071-39.7	497	372	534	102	189	1793-66.4
Opponents	27	5500	676-1675	.404	177-519	.341	332-493	.673	949-35.1	537	355	384	69	290	1861-68.9

1997-98 – Record 9-18, 2-14 in the SEC

	GM	MIN	FG-FGA	PCT.	3FG-FGA	PCT.	FT-FTA	PCT.	REB-AVG.	PF	A	TO	BLK	STL	PTS-AVG
LSU	27	5400	579-1364	.425	140-425	.329	382-592	.645	972-36.0	469	314	487	47	166	1680-62.2
Opponents	27	5400	655-1546	.424	151-452	.334	304-464	.655	886-32.8	532	315	379	119	246	1765-65.4

1996-97 – Record 10-20, 3-13 in the SEC

	GM	MIN	FG-FGA	PCT.	3FG-FGA	PCT.	FT-FTA	PCT.	REB-AVG.	PF	A	TO	BLK	STL	PTS-AVG
LSU	30	5550	730-1765	.414	107-375	.285	433-624	.694	1172-39.1	585	415	548	96	221	2000-66.7
Opponents	30	5550	721-1745	.413	221-605	.365	451-675	.667	1066-35.5	562	442	469	88	301	2114-70.5

1995-96 – Record 12-17, 4-12 in the SEC

	GM	MIN	FG-FGA	PCT.	3FG-FGA	PCT.	FT-FTA	PCT.	REB-AVG.	PF	A	TO	BLK	STL	PTS-AVG
LSU	29	5800	809-1911	.423	194-614	.316	453-673	.673	1201-41.4	614	438	481	102	273	2265-78.1
Opponents	29	5800	786-1823	.431	221-646	.342	507-758	.669	1146-39.5	593	482	473	88	238	2300-79.3



1994-95 -- Record 12-15, 6-10 in the SEC

	GM	MIN	FG-FGA	PCT.	3FG-FGA	PCT.	FT-FTA	PCT.	REB-AVG	PF	A	TO	BLK	STL	PTS-AVG
LSU	27	4645	791-1770	.447	185-541	.342	384-572	.671	1103-40.9	637	479	521	120	241	2151-79.7
Opponents	27	4645	718-1666	.431	226-629	.359	529-784	.675	1022-37.9	541	449	486	86	269	2191-81.2

1993-94 -- Record 11-16, 5-11 in the SEC

	GM	MIN	FG-FGA	PCT.	3FG-FGA	PCT.	FT-FTA	PCT.	REB-AVG	PF	A	TO	BLK	STL	PTS-AVG
LSU	27	5450	776-1808	.429	194-564	.326	425-651	.653	1035-38.3	576	371	434	68	271	2161-80.0
Opponents	27	5450	809-1655	.489	164-484	.339	413-671	.616	1982-40.1	543	491	515	119	172	2195-81.3

1992-93 -- Record 22-11, 9-7 in the SEC, NCAA Tournament Participant

	GM	MIN	FG-FGA	PCT.	3FG-FGA	PCT.	FT-FTA	PCT.	REB-AVG	PF	A	TO	BLK	STL	PTS-AVG
LSU	33	6625	944-2155	.438	193-525	.368	516-754	.684	1291-39.1	600	493	486	100	316	2597-78.7
Opponents	33	6625	919-1982	.464	192-595	.323	403-647	.623	1208-36.6	652	530	592	158	237	2433-73.7

1991-92 -- Records 21-10, 12-4 in the SEC, NCAA Tournament Participant

	GM	MIN	FG-FGA	PCT.	3FG-FGA	PCT.	FT-FTA	PCT.	REB-AVG	PF	A	TO	BLK	STL	PTS-AVG
LSU	31	6225	1000-2039	.490	187-510	.367	526-820	.642	1308-42.2	574	519	533	206	311	2713-87.5
Opponents	31	6225	869-2064	.421	181-557	.325	435-643	.677	1170-37.7	622	450	535	78	242	2354-75.9

1990-91 -- Record 20-10, 13-5 in the SEC, SEC Champions, NCAA Tournament Participant

	GM	MIN	FG-FGA	PCT.	3FG-FGA	PCT.	FT-FTA	PCT.	REB-AVG	PF	A	TO	BLK	STL	PTS-AVG
LSU	30	6000	1010-2040	.495	120-368	.326	573-840	.682	1316-43.9	572	566	538	198	316	2713-90.4
Opponents	30	6000	903-2129	.424	190-537	.354	427-621	.688	1161-38.7	634	479	537	76	260	2423-80.8

1989-90 -- Record 23-9, 12-6 in the SEC, NCAA Tournament Participant

	GM	MIN	FG-FGA	PCT.	3FG-FGA	PCT.	FT-FTA	PCT.	REB-AVG	PF	A	TO	BLK	STL	PTS-AVG
LSU	32	6475	1116-2194	.509	153-426	.359	536-804	.667	1457-45.5	661	526	514	225	255	2921-91.3
Opponents	32	6475	901-2222	.405	257-734	.350	561-800	.701	1223-38.2	676	461	471	83	274	2620-81.9

1988-89 -- Record 20-12, 11-7 in the SEC, NCAA Tournament Participant

	GM	MIN	FG-FGA	PCT.	3FG-FGA	PCT.	FT-FTA	PCT.	REB-AVG	PF	A	TO	BLK	STL	PTS-AVG
LSU	32	6450	1115-2303	.484	179-461	.388	557-723	.770	1236-38.6	654	525	436	103	267	2966-92.7
Opponents	32	6450	1096-2263	.484	163-452	.361	506-752	.674	1344-42.0	636	545	519	114	231	2861-89.4

1987-88 -- Record 16-14, 10-8 in the SEC, NCAA Tournament Participant

	GM	MIN	FG-FGA	PCT.	3FG-FGA	PCT.	FT-FTA	PCT.	REB-AVG	PF	A	TO	BLK	STL	PTS-AVG
LSU	30	6025	798-1732	.461	87-260	.335	430-612	.703	1080-36.0	587	468	440	53	219	2113-70.4
Opponents	30	6025	769-1713	.449	118-356	.331	416-602	.691	1039-34.6	557	400	437	77	173	2072-69.1

1986-87 -- Record 24-15, 8-10 in the SEC, NCAA Elite 8

	GM	MIN	FG-FGA	PCT.	3FG-FGA	PCT.	FT-FTA	PCT.	REB-AVG	PF	A	TO	BLK	STL	PTS-AVG
LSU	39	7900	1047-2261	.463	181-451	.401	510-782	.652	1401-35.9	747	527	602	118	352	2785-71.3
Opponents	39	7900	973-2240	.435	150-385	.390	569-776	.733	1417-36.3	780	418	638	112	256	2658-67.9

1985-86 -- Record 26-12, 9-9 in the SEC, NCAA Final Four

	GM	MIN	FG-FGA	PCT.	3FG-FGA	PCT.	FT-FTA	PCT.	REB-AVG	PF	A	TO	BLK	STL	PTS-AVG
LSU	38	7650	1170-2327	.503			537-716	.750	1298-34.2	657	577	549	75	306	2877-75.7
Opponents	38	7650	1113-2257	.493			453-645	.702	1220-32.1	710	560	609	118	241	2679-70.5

1984-85 -- Record 19-10, 13-5 in the SEC, NCAA Tournament Participant

	GM	MIN	FG-FGA	PCT.	3FG-FGA	PCT.	FT-FTA	PCT.	REB-AVG	PF	A	TO	BLK	STL	PTS-AVG
LSU	29	5810	875-1745	.501			379-531	.714	1020-35.2	571	468	444	65	224	2129-73.4
Opponents	29	5810	773-1636	.472			467-634	.737	918-31.3	545	361	447	62	189	2013-69.4

1983-84 – Record 18-11, 11-7 in the SEC, NCAA Tournament Participant

	GM	MIN	FG-FGA	PCT.	FT-FTA	PCT.	REB-AVG	PF	A	TO	BLK	STL	PTS-AVG
LSU	29	5866	826-1767	.467	508-744	.656	1084-37.4	575	406	465	62	275	2160-74.5
Opponents	29	5866	770-1636	.471	533-747	.714	1079-37.2	655	366	515	82	167	2073-71.5

1982-83 – Record 19-13, 10-8 in the SEC, NIT Participant

	GM	MIN	FG-FGA	PCT.	FT-FTA	PCT.	REB-AVG	PF	A	TO	BLK	STL	PTS-AVG
LSU	32	6475	917-1882	.487	500-753	.664	1190-37.2	663	405	—	80	272	2334-72.9
Opponents	32	6475	858-1848	.464	439-655	.670	1078-33.7	669	400	—	80	175	2155-67.3

1981-82 – Record 14-14, 11-7 in the SEC, NIT Participant

	GM	MIN	FG-FGA	PCT.	FT-FTA	PCT.	REB-AVG	PF	A	TO	BLK	STL	PTS-AVG
LSU	28	—	762-1589	.480	377-570	.661	825-29.8	570	302	—	30	209	1901-67.9
Opponents	28	—	759-1485	.511	378-557	.679	994-35.5	576	389	—	81	125	1896-67.7

1980-81 – Record 31-5, 17-1 in the SEC, SEC Champions, NCAA Final Four

	GM	MIN	FG-FGA	PCT.	FT-FTA	PCT.	REB-AVG	PF	A	TO	BLK	STL	PTS-AVG
LSU	36	—	1098-2144	.512	653-944	.692	1323-36.7	727	527	—	—	—	2851-79.2
Opponents	36	—	971-2060	.471	507-705	.719	1180-32.8	848	467	—	—	—	2449-68.0

1979-80 – Record 26-6, 14-4 in the SEC, SEC Tournament Champs, NCAA Elite 8

	GM	MIN	FG-FGA	PCT.	FT-FTA	PCT.	REB-AVG.	PF	A	TO	BLK	STL	PTS-AVG
LSU	32	—	1019-2002	.509	489-689	.710	1210-37.8	669	446	—	—	—	2528-79.0
OPPONENT	32	—	912-1891	.482	464-678	.684	1053-32.9	669	421	—	—	—	2288-71.5

1978-79 – Record 23-6, 14-4 in the SEC, SEC Champions, NCAA Tournament Participant

	GM	MIN	FG-FGA	PCT.	FT-FTA	PCT.	REB-AVG.	PF	A	TO	BLK	STL	PTS-AVG
LSU	29	—	964-1852	.521	473-705	.671	1226-42.3	697	424	—	—	—	2401-82.8
OPPONENT	29	—	820-1812	.453	528-764	.691	1006-34.7	662	325	—	—	—	2168-74.8

1977-78 – Record 18-9, 12-6 in the SEC

	GM	MIN	FG-FGA	PCT.	FT-FTA	PCT.	REB-AVG.	PF	A	TO	BLK	STL	PTS-AVG
LSU	27	—	899-1867	.480	473-709	.667	1247-46.2	675	335	—	—	—	2271-84.1
OPPONENT	27	—	771-1741	.449	496-703	.710	1012-37.5	645	274	—	—	—	2038-75.5

1976-77 – Record 15-12, 8-10 in the SEC

	GM	MIN	FG-FGA	PCT.	FT-FTA	PCT.	REB-AVG.	PF	A	TO	BLK	STL	PTS-AVG
LSU	27	—	853-1879	.451	456-655	.696	1228-45.5	638	520	—	—	—	2162-80.1
OPPONENT	27	—	839-1865	.449	461-652	.707	1127-41.7	600	468	—	—	—	2139-79.2

1975-76 – Record 12-14, 5-13 in the SEC

	GM	MIN	FG-FGA	PCT.	FT-FTA	PCT.	REB-AVG.	PF	A	TO	BLK	STL	PTS-AVG
LSU	26	—	877-1854	.473	392-587	.668	1126-43.3	593	538	—	—	—	2146-82.5
OPPONENT	26	—	843-1857	.454	428-632	.677	1146-44.1	576	410	—	—	—	2114-81.3

1974-75 – Record 10-16, 6-12 in the SEC

	GM	MIN	FG-FGA	PCT.	FT-FTA	PCT.	REB-AVG.	PF	A	TO	BLK	STL	PTS-AVG
LSU	26	—	889-1939	.459	392-559	.701	1092-42.0	583	616	—	—	—	2170-83.5
OPPONENT	26	—	952-1967	.484	427-587	.729	1226-47.2	578	499	—	—	—	2331-89.7

1973-74 – Record 12-14, 6-12 in the SEC

	GM	MIN	FG-FGA	PCT.	FT-FTA	PCT.	REB-AVG.	PF	A	TO	BLK	STL	PTS-AVG
LSU	26	—	864-1771	.488	401-568	.706	1106-42.5	639	449	—	—	—	2129-81.9
OPPONENT	26	—	796-1781	.447	457-664	.710	1140-43.9	462	330	—	—	—	2047-78.7

1972-73 – Record 14-10, 9-9 in the SEC

	GM	MIN	FG-FGA	PCT.	FT-FTA	PCT.	REB-AVG.	PF	A	TO	BLK	STL	PTS-AVG
LSU	24	—	711-1472	.483	398-553	.720	954-39.8	520	336	—	—	—	1820-75.8
OPPONENT	24	—	726-1602	.453	360-522	.689	1000-41.7	526	362	—	—	—	1812-75.5

1971-72 – Record 10-16, 6-12 in the SEC

	GM	MIN	FG-FGA	PCT.	FT-FTA	PCT.	REB-AVG.	PF	A	TO	BLK	STL	PTS-AVG
LSU	26	—	780-1639	.476	440-660	.667	1113-42.8	554-27	413	—	—	—	2000-76.9
OPPONENT	26	—	807-1786	.452	521-728	.716	1152-44.3	496-21	—	—	—	—	2135-82.1

1970-71 – Record 14-12, 10-8 in the SEC

	GM	MIN	FG-FGA	PCT.	FT-FTA	PCT.	REB-AVG.	PF	A	TO	BLK	STL	PTS-AVG
LSU	26	—	897-1725	.520	433-664	.652	1197-46.0	471	440	—	—	—	2227-85.6
OPPONENT	26	—	874-1985	.440	441-608	.752	1140-43.8	497	—	—	—	—	2189-84.1

1969-70 – Record 22-10, 13-5 in the SEC, NIT Semifinalist

	GM	MIN	FG-FGA	PCT.	FT-FTA	PCT.	REB-AVG.	PF	A	TO	BLK	STL	PTS-AVG
LSU	32	—	1159-2403	.482	667-917	.727	1691-52.8	660	450	—	—	—	2985-93.3
OPPONENT	32	—	1117-2497	.447	626-928	.675	1485-46.4	670	—	—	—	—	2860-89.4

1968-69 – Record 13-13, 7-11 in the SEC

	GM	MIN	FG-FGA	PCT.	FT-FTA	PCT.	REB-AVG.	PF	A	TO	BLK	STL	PTS-AVG
LSU	26	—	935-1949	.480	446-653	.683	1197-46.0	502	334	—	—	—	2316-89.1
OPPONENT	26	—	903-2003	.451	469-671	.699	1326-51.0	503	—	—	—	—	2275-87.5

Year-by-Year Team Statistics

1967-68 -- Record 14-12, 8-10 in the SEC

	GM	FG-FGA	PCT.	FT-FTA	PCT.	REB-AVG.	PF	A	PTS-AVG
LSU	26	905-1933	.468	498-697	.714	1152-44.3	543	297	2308-88.7
OPPONENT	26	885-1939	.456	499-715	.697	1346-51.7	522	---	2239-86.1

1966-67 -- Record 3-23, 1-17 in the SEC

	GM	FG-FGA	PCT.	FT-FTA	PCT.	REB-AVG.	PF	A	PTS-AVG
LSU	26	758-1803	.420	419-621	.675	1075-43.3	501	274	1935-74.4
OPPONENT	26	875-1779	.492	482-668	.722	1262-48.5	469		2332-85.9

1965-66 -- Record 6-20, 2-14 in the SEC

	GM	FG-FGA	PCT.	FT-FTA	PCT.	REB-AVG.	PF	A	PTS-AVG
LSU	26	742-1739	.426	460-655	.702	1116-43.1	576		1944-74.7
OPPONENT	26	823-1858	.442	545-786	.693	1332-51.2	526		2194-84.2

1964-65 -- Record 12-14, 7-9 in the SEC

	GM	FG-FGA	PCT.	FT-FTA	PCT.	REB-AVG.	PF	A	PTS-AVG
LSU	26	730-1922	.379	466-672	.693	1298-49.9	496		1926-74.0
OPPONENT	26	798-1810	.440	492-661	.744	1181-49.2	504		2088-80.3

1963-64 -- Record 12-13, 8-6 in the SEC

	GM	FG-FGA	PCT.	FT-FTA	PCT.	REB-AVG.	PF	A	PTS-AVG
LSU	25	687-1643	.418	458-621	.737	1175-47.0	483		1832-73.2
OPPONENT	25	666-1680	.396	476-666	.714	1148-45.9	480		1811-72.4

1962-63 -- Record 12-12, 5-9 in the SEC

	GM	FG-FGA	PCT.	FT-FTA	PCT.	REB-AVG.	PF	A	PTS-AVG
LSU	24	603-1598	.377	394-557	.707	1131-47.1	402		1602-66.7
OPPONENT	24	596-1547	.386	473-704	.671	1134-47.2	440		1678-69.9

1961-62 -- Record 11-14, 6-8 in the SEC

	GM	FG-FGA	PCT.	FT-FTA	PCT.	REB-AVG.	PF	A	PTS-AVG
LSU	24	647-1586	.407	320-522	.613	1130-47.0	540		1614-67.2
OPPONENT	24	556-1409	.387	473-704	.671	1105-46.0	403		1585-66.0

1960-61 -- Record 14-11, 7-7 in the SEC

	GM	FG-FGA	PCT.	FT-FTA	PCT.	REB-AVG.	PF	A	PTS-AVG
LSU	25	609-1560	.390	385-544	.700	1075-43.0			1603-64.1
OPPONENT	25	600-1574	.370	427-615	.690	1124-44.9			1627-65.0

1959-60 -- Record 14-11, 7-7 in the SEC

	GM	FG-FGA	PCT.	FT-FTA	PCT.	REB-AVG.	PF	A	PTS-AVG
LSU	23	537-1484	.350	418-622	.650	968-42.0	487		1501-65.2
OPPONENT	23	556-1409	.410	488-694	.700	1127-44.6	438		1703-74.0

1958-59 -- Record 10-15, 2-12 in the SEC

	GM	FG-FGA	PCT.	FT-FTA	PCT.	REB-AVG.	PF	A	PTS-AVG
LSU	25	651-1771	.367	381-596	.639		498		1682-67.2
OPPONENT	25	656-1786	.367	486-717	.677		432		1788-71.5

1957-58 -- Record 7-18, 3-11 in the SEC

	GM	FG-FGA	PCT.	FT-FTA	PCT.	REB-AVG.	PF	A	PTS-AVG
LSU	25	583-1835	.320	412-659	.620	968-38.7	530		1576-63.0
OPPONENT	25	677-1907	.350	429-741	.540	1306-52.2	477		1848-73.5

1956-57 -- Record 6-19, 1-13 in the SEC

	GM	FG-FGA	PCT.	FT-FTA	PCT.	REB-AVG.	PF	A	PTS-AVG
LSU	25	637-1863	.340	451-691	.650	1096-43.8	530		1576-63.0
OPPONENT	25	670-1801	.370	603-863	.700	1305-52.2	419		1943-77.7

1955-56 -- Record 7-17, 5-9 in the SEC

	GM	FG-FGA	PCT.	FT-FTA	PCT.	REB-AVG.	PF	A	PTS-AVG
LSU	24	654-1803	.360	501-759	.660	1100-45.8	534		1809-75.4
OPPONENT	24	724-1915	.380	565-881	.640	1260-52.5	450		2013-83.9

1954-55 -- Record 6-18, 3-11 in the SEC

	GM	FG-FGA	PCT.	FT-FTA	PCT.	REB-AVG.	PF	A	PTS-AVG
LSU	24	562-1731	.324	473-724	.653	1115-46.5	462		1601-66.7
OPPONENT	24	652		498-789	.631		430		1802-75.1

1953-54 -- Record 20-5, 14-0 in the SEC

	GM	FG-FGA	PCT.	FT-FTA	PCT.	REB-AVG.	PF	A	PTS-AVG
LSU	25	678-1802	.376	519-742	.699				1875-75.0
OPPONENT	25	503		514-784	.655				1514-60.5

Since 1974-75 (Lineups compiled based on most starts and lineups at end of season)

2012

G Anthony Hickey	Fr.	8.9 ppg	3.8 rpg
G Andre Stringer	So.	10.1 ppg	2.7 rpg
C Justin Hamilton	Jr.	12.9 ppg	7.2 rpg
F Ralston Turner	So.	9.1 ppg	3.0 rpg
F Johnny O'Bryant III	Fr.	8.5 ppg	6.7 rpg

2011

G Andre Stringer	Fr.	11.2 ppg	2.6 rpg
G Ralston Turner	Fr.	12.3 ppg	2.6 rpg
F Matt Derenbecker	Fr.	6.5 ppg	2.1 rpg
F Storm Warren	Jr.	7.7 ppg	5.7 rpg
F Malcolm White	Jr.	7.6 ppg	5.1 rpg

2010

G Bo Spencer	So.	14.5 ppg	2.5 rpg
G Chris Bass	So.	2.3 ppg	2.4 rpg
G Aaron Dotson	Fr.	3.2 ppg	1.3 rpg
F Storm Warren	So.	11.8 ppg	7.2 rpg
F Tasmin Mitchell	Jr.	16.8 ppg	9.4 rpg

2009

G Marcus Thornton	Sr.	21.1 ppg	5.5 rpg
G Bo Spencer	So.	11.4 ppg	2.9 rpg
G Garrett Temple	Sr.	7.1 ppg	4.5 rpg
C Chris Johnson	Sr.	7.7 ppg	7.2 rpg
F Tasmin Mitchell	Jr.	16.4 ppg	7.2 rpg

2008

G Marcus Thornton	Jr.	19.6 ppg	5.6 rpg
G Garrett Temple	Jr.	6.4 ppg	4.2 rpg
G Terry Martin	Jr.	8.3 ppg	2.5 rpg
F Anthony Randolph	Fr.	15.6 ppg	8.5 rpg
C Chris Johnson	Jr.	11.6 ppg	6.6 rpg

2007

G Garrett Temple	So.	8.6 ppg	3.7 rpg
G Terry Martin	So.	10.5 ppg	2.8 rpg
F Darnell Lazare	Sr.	7.4 ppg	4.5 rpg
F Tasmin Mitchell	So.	14.5 ppg	5.9 rpg
F Glen Davis	Jr.	17.7 ppg	10.4 rpg

2006

G Darrell Mitchell	Sr.	16.8 ppg	3.7 rpg
G Garrett Temple	Fr.	5.1 ppg	2.6 rpg
F Tasmin Mitchell	Fr.	11.4 ppg	5.6 rpg
F Glen Davis	So.	18.6 ppg	9.7 rpg
F Tyrus Thomas	Fr.	12.3 ppg	9.2 rpg

2005

G Tack Minor	Jr.	10.8 ppg	3.9 rpg
G Antonio Hudson	Jr.	13.1 ppg	3.2 rpg
G Darrell Mitchell	Jr.	13.1 ppg	2.6 rpg
F Brandon Bass	So.	17.3 ppg	9.1 rpg
F Glen Davis	Fr.	13.5 ppg	8.8 rpg

2004

G Xavier Whipple	So.	4.1 ppg	2.4 rpg
G Antonio Hudson	So.	10.2 ppg	3.9 rpg
F Brandon Bass	Fr.	12.8 ppg	7.4 rpg
F Jaime Lloreda	Sr.	16.9 ppg	11.6 rpg
F Regis Koundia	So.	3.9 ppg	3.6 rpg

2003

G Torris Bright	Sr.	11.1 ppg	3.1 rpg
G Collis Temple III	Sr.	10.8 ppg	3.5 rpg
G Antonio Hudson	Fr.	7.5 ppg	2.9 rpg
F Ronald Dupree	Sr.	15.8 ppg	7.8 rpg
F Jaime Lloreda	Jr.	12.3 ppg	9.0 rpg

2002

G Torris Bright	Jr.	13.4 ppg	3.8 rpg
G Jermaine Williams	So.	6.3 ppg	4.6 rpg
G Collis Temple III	Jr.	13.4 ppg	6.0 rpg
F Ronald Dupree	Jr.	16.2 ppg	8.5 rpg
F Brad Bridgewater	Jr.	6.7 ppg	3.9 rpg

2001

G Torris Bright	So.	10.8 ppg	2.8 rpg
G Collis Temple III	So.	14.1 ppg	4.6 rpg
F Ronald Dupree	So.	17.3 ppg	8.8 rpg
F Brian Beshara	Sr.	11.2 ppg	6.0 rpg
F Jermaine Williams	Fr.	7.4 ppg	3.9 rpg

2000

G Torris Bright	Fr.	10.0 ppg	3.7 rpg
G Lamont Roland	Jr.	10.9 ppg	4.6 rpg
F Brian Beshara	Jr.	11.0 ppg	5.1 rpg
F Jabari Smith	Sr.	12.5 ppg	7.0 rpg
F Stomile Swift	So.	16.2 ppg	8.2 rpg

1999

G Maurice Carter	Sr.	17.3 ppg	5.7 rpg
G Willie Anderson	Sr.	7.3 ppg	2.9 rpg
F Brian Beshara	So.	11.0 ppg	5.3 rpg
F Jabari Smith	Jr.	12.7 ppg	9.7 rpg
F Stromile Swift	Fr.	7.6 ppg	4.3 rpg

1998

G Maurice Carter	Jr.	14.4 ppg	3.7 rpg
G Willie Anderson	Jr.	12.9 ppg	3.2 rpg
F DeJuan Colling	Jr.	8.8 ppg	3.7 rpg
F Rogers Washington	Jr.	9.2 ppg	4.1 rpg
F Cedric Carter	Jr.	8.1 ppg	6.1 rpg

1997

G Gene Nabors	So.	5.0 ppg	2.7 rpg
G Maurice Carter	Fr.	9.8 ppg	2.3 rpg
F Duane Spencer	Sr.	15.1 ppg	7.7 rpg
F Rogers Washington	So.	8.4 ppg	4.3 rpg
F Nick Sheppard	So.	7.1 ppg	5.7 rpg

1996

G Gene Nabors	Fr.	5.2 ppg	4.2 rpg
G Ronnie Henderson	Jr.	21.8 ppg	4.7 rpg
F Roman Rubchenko	Sr.	11.2 ppg	6.9 rpg
F Duane Spencer	Jr.	7.9 ppg	5.7 rpg
G Deuce Ford	Jr.	11.5 ppg	5.4 rpg

1995

G Randy Livingston	Fr.	14.0 ppg	4.0 rpg
G Ronnie Henderson	So.	23.3 ppg	5.3 rpg
F Clarence Caesar	Sr.	12.6 ppg	7.0 rpg
F Landers Nolley	Jr.	10.7 ppg	4.7 rpg
F Roman Rubchenko	Jr.	9.8 ppg	5.9 rpg

1994

G Jaime Brandon	Jr.	16.5 ppg	5.7 rpg
G Andre' Owens	Sr.	9.0 ppg	1.6 rpg
G Sean Gipson	Sr.	5.7 ppg	5.1 rpg
F Clarence Carter	Jr.	14.6 ppg	6.3 rpg
F Lenear Burns	Sr.	9.3 ppg	5.4 rpg

1993

G Mike Hansen	Sr.	5.9 ppg	1.0 rpg
C Geert Hammink	Sr.	15.3 ppg	10.2 rpg
G Sean Gipson	Jr.	9.2 ppg	4.9 rpg
F Andre' Owens	Jr.	8.1 ppg	1.9 rpg
F Clarence Caesar	Jr.	9.8 ppg	6.2 rpg

1992

G Justin Anderson	Sr.	7.4 ppg	2.5 rpg
G Jamie Brandon	Fr.	10.5 ppg	2.5 rpg
C Shaquille O'Neal	Jr.	24.1 ppg	14.0 rpg
F Vernel Singleton	Sr.	14.3 ppg	6.6 rpg
F Clarence Caesar	So.	11.5 ppg	4.8 rpg

1991

G Mike Hansen	So.	12.7 ppg	2.2 rpg
G T.J. Pugh	Jr.	6.6 ppg	3.7 rpg
G Shawn Griggs	Fr.	8.9 ppg	3.8 rpg
C Shaquille O'Neal	So.	27.6 ppg	14.7 rpg
F Vernel Singleton	Jr.	15.2 ppg	5.9 rpg

1990

G Chris Jackson	So.	27.8 ppg	2.5 rpg
G Maurice Williamson	Fr.	12.2 ppg	2.3 rpg
C Shaquille O'Neal	Fr.	13.9 ppg	12.0 rpg
F Wayne Sims	Jr.	7.8 ppg	4.8 rpg
F Stanley Roberts	Fr.	14.1 ppg	9.8 rpg

1989

G Chris Jackson	Fr.	30.2 ppg	3.4 rpg
G Lyle Morton	So.	8.2 ppg	3.2 rpg
F Wayne Sims	So.	13.3 ppg	7.6 rpg
F Vernel Singleton	Fr.	10.8 ppg	7.8 rpg
F Ricky Blanton	Sr.	20.3 ppg	8.2 rpg

1988

G Daryle Joe	So.	11.9 ppg	2.7 rpg
G Fess Irvin	Sr.	3.6 ppg	1.3 rpg
F Ricky Blanton	Jr.	17.0 ppg	8.8 rpg
F Jose Vargas	Sr.	14.5 ppg	8.2 rpg
F Bernard Woodside	Sr.	5.8 ppg	4.2 rpg

1987

G Danyl Joe	Fr.	8.4 ppg	2.9 rpg
G Oliver Brown	Sr.	6.5 ppg	7.3 rpg
F Nikita Wilson	Sr.	15.6 ppg	7.0 rpg
F Bernard Woodside	Jr.	6.9 ppg	4.0 rpg
F Anthony Wilson	Sr.	16.6 ppg	3.6 rpg

1986

G Derrick Taylor	Sr.	13.8 ppg	1.7 rpg
G Don Redden	Sr.	13.0 ppg	4.8 rpg
C Ricky Blanton	So.	6.3 ppg	4.9 rpg
F John Williams	So.	17.8 ppg	8.5 rpg
F Jose Vargas	So.	3.0 ppg	2.5 rpg

1985

G Don Redden	Jr.	9.7 ppg	2.9 rpg
G Derrick Taylor	Jr.	9.1 ppg	1.7 rpg
F Nikita Wilson	So.	15.0 ppg	6.9 rpg
F John Williams	Fr.	13.4 ppg	6.6 rpg
F Jerry Reynolds	Jr.	11.0 ppg	6.1 rpg

1984

G Derrick Taylor	So.	13.4 ppg	1.7 rpg
G John Tudor	Sr.	8.2 ppg	3.6 rpg
C Leonard Mitchell	Sr.	11.9 ppg	7.3 rpg
F Jerry Reynolds	So.	14.2 ppg	8.2 rpg
F Nikita Wilson	Fr.	6.0 ppg	5.2 rpg

1983

G Johnny Jones	Jr.	6.5 ppg	4.0 rpg
G John Tudor	Jr.	6.7 ppg	3.1 rpg
F Howard Carter	Sr.	17.6 ppg	4.7 rpg
C Leonard Mitchell	Jr.	14.7 ppg	9.1 rpg
F Jerry Reynolds	Fr.	10.6 ppg	6.2 rpg

1982

G Derrick Taylor	So.	13.4 ppg	1.7 rpg
G Johnny Jones	So.	5.0 ppg	1.1 rpg
G John Tudor	So.	2.7 ppg	2.9 rpg
C Leonard Mitchell	So.	13.9 ppg	7.6 rpg
F Howard Carter	Jr.	16.7 ppg	5.6 rpg

1981

G Ethan Martin	Sr.	11.5 ppg	2.9 rpg
G Howard Carter	So.	16.0 ppg	4.1 rpg
C Grey Cook	Sr.	9.2 ppg	5.3 rpg
F Durand Macklin	Sr.	15.9 ppg	9.8 rpg
F Leonard Mitchell	Fr.	10.8 ppg	7.2 rpg

1980

G Ethan Martin	Jr.	11.9 ppg	1.9 rpg
G Howard Carter	Fr.	10.5 ppg	3.4 rpg
C Grey Cook	Jr.	4.4 ppg	5.8 rpg
F Durand Macklin	Jr.	17.6 ppg	9.7 rpg
F DeWayne Scales	Jr.	16.3 ppg	7.9 rpg

1979

G Al Green	Sr.	17.7 ppg	3.4 rpg
G Ethan Martin	So.	9.7 ppg	2.5 rpg
C Lionel Green	Sr.	9.7 ppg	11.1 rpg
F DeWayne Scales	So.	19.4 ppg	9.1 rpg
F Greg Cook	So.	6.3 ppg	6.3 rpg

1978

G Kenny Higgs	Sr.	13.7 ppg	2.2 rpg
G Jordy Hultberg	So.	9.7 ppg	2.1 rpg
C Lionel Green	Jr.	5.2 ppg	7.2 rpg
F Durand Macklin	So.	19.0 ppg	10.6 rpg
F DeWayne Scales	Fr.	12.8 ppg	9.4 rpg

1977

G Kenny Higgs	Jr.	17.7 ppg	3.0 rpg
G Jordy Hultberg	Fr.	12.8 ppg	2.2 rpg
C Greg Cook	Fr.	11.5 ppg	9.2 rpg
F Bob Miller	Sr.	8.9 ppg	2.3 rpg
F Durand Macklin	Fr.	14.8 ppg	11.8 rpg

1976

G Kenny Higgs	So.	22.2 ppg	3.5 rpg
G Donald Newman	Fr.	5.5 ppg	2.3 rpg
C Floyd Bailey	So.	11.5 ppg	8.1 rpg
F Ed LeBlanc	Sr.	10.7 ppg	10.4 rpg
F Lionel Green	Fr.	5.4 ppg	6.3 rpg

1975

G Kenny Higgs	Fr.	21.7 ppg	10.0 rpg
G Mike Darnall	Sr.	6.3 ppg	4.1 rpg
C Ed LeBlanc	Jr.	13.7 ppg	9.9 rpg
F Randy Herring	Sr.	5.6 ppg	3.8 rpg
F Glenn Hansen	Sr.	21.7 ppg	10.0 rpg

SEC Basketball Championships

YEAR	LSU RANK & RECORD	CHAMPION	SEC REC	OVERALL
1932-33	4th	13-7	Kentucky	8-0 20-3
1933-34	3rd	13-3	Alabama	13-2 17-2
1934-35	1st	12-0	LSU	12-0 14-1
			Kentucky	11-0 19-2
1935-36	6th	9-6	Tennessee	8-4 15-6
1936-37	7th	7-6	Kentucky	5-3 17-5
1937-38	6th	7-6	Georgia Tech	9-2 18-2
1938-39	4th	10-5	Kentucky	5-2 16-4
1939-40	4th	8-4	Kentucky	4-4 15-6
1940-41	5th	7-5	Tennessee	8-3 17-5
1941-42	4th	8-3	Kentucky	6-2 19-6
1942-43	2nd	11-2	Tennessee	6-3 14-5
1943-44	3rd	0-4	Kentucky	0-0 19-2
1944-45	7th	3-3	Kentucky	4-1 22-4
1945-46	1st	8-0	Kentucky	6-0 28-2
1946-47	2nd	9-2	Kentucky	11-0 34-2
1947-48	11th	4-10	Kentucky	9-0 36-3
1948-49	5th	7-6	Kentucky	13-0 32-2
1949-50	9th	5-8	Kentucky	11-2 25-5
1950-51	5th	6-8	Kentucky	14-0 32-2
1951-52	2nd	9-5	Kentucky	11-2 25-5
1952-53	1st	13-0	LSU	13-0 22-3
1953-54	1st	14-0	LSU	14-0 21-5
			Kentucky	14-0 25-0
1954-55	11th	3-11	Kentucky	12-2 23-3
1955-56	9th	5-9	Alabama	14-0 21-3
1956-57	12th	1-13	Kentucky	12-2 23-5
1957-58	10th	3-11	Kentucky	12-2 23-6
1958-59	10th	2-12	Miss. State	13-1 24-1
1959-60	11th	3-11	Auburn	12-2 19-3
1960-61	6th	6-8	Miss. State	11-3 19-6
1961-62	5th	7-7	Miss. State	13-1 24-1
			Kentucky	13-1 23-3
1962-63	8th	5-9	Miss. State	12-2 22-6
1963-64	4th	8-6	Kentucky	11-3 21-6
1964-65	7th	7-9	Vanderbilt	15-1 24-4
1965-66	10th	2-14	Kentucky	15-1 24-4
1966-67	10th	1-17	Tennessee	15-3 21-7
1967-68	6th	8-10	Kentucky	15-3 22-5
1968-69	7th	7-11	Kentucky	16-2 23-5
1969-70	2nd	13-5	Kentucky	17-1 26-2
1970-71	3rd	10-8	Kentucky	16-2 22-6
1971-72	7th	6-12	Kentucky	14-4 21-7
			Tennessee	14-4 19-6
1972-73	5th	9-9	Kentucky	14-4 20-8
1973-74	8th	6-12	Vanderbilt	15-3 23-5
			Alabama	15-3 22-5
1974-75	7th	6-12	Kentucky	15-3 26-5
			Alabama	15-3 22-5

1975-76	9th	5-13	Alabama	15-3 23-5
1976-77	5th	8-10	Kentucky	16-2 26-4
1977-78	3rd	12-6	Kentucky	16-2 24-2
1978-79	1st	14-4	LSU	14-4 23-6
1979-80	2nd	14-4	Kentucky	15-3 29-6
1980-81	1st	17-1	LSU	17-1 31-5
1981-82	5th	11-7	Kentucky	13-5 22-8
			Tennessee	13-5 20-10
1982-83	2nd	10-8	Kentucky	13-5 23-8
1983-84	3rd	11-7	Kentucky	14-4 29-5
1984-85	1st	13-5	LSU	13-5 19-10
1985-86	5th	9-9	Kentucky	17-1 32-4
1986-87	6th	8-10	Alabama	16-2 28-5
1987-88	4th	10-8	Kentucky#	13-5 27-6
1988-89	4th	11-7	Florida	13-5 21-13
1989-90	2nd	12-6	Georgia	13-5 20-9
1990-91	1st	13-5	LSU	13-5 20-10
			Miss. St.	13-5 20-9
1991-92	2nd W, 2nd	12-4	Arkansas	13-3 26-8
1992-93	2nd W, 4th	9-7	Vanderbilt	14-2 28-6
1993-94	5th W, 9th	5-11	Arkansas	14-2 31-3
1994-95	5th W, 8th	6-10	Kentucky	14-2 28-5
1995-96	6th W, 12th	4-12	Kentucky	16-0 34-2
1996-97	6th W, 12th	3-13	S. Carolina	15-1 24-8
1997-98	6th W, 12th	2-14	Kentucky	14-2 35-4
1998-99	6th W, 11th	4-12	Auburn	14-2 29-4
1999-00	1st W, 1st	12-4	LSU	12-4 28-4
			Florida	12-4 29-8
			Kentucky	12-4 23-10
			Tennessee	12-4 28-7
2000-01	6th W, 12th	2-14	Kentucky	12-4 24-10
			Florida	12-4 24-7
2001-02	4th W, 8th	6-10	Alabama	12-4 27-8
2002-03	t2nd W, t6th	8-8	Kentucky	16-0 32-4
2003-04	t2nd W, t4th	8-8	Miss. State	14-2 26-4
2004-05	t1st W, t2nd	12-4	Kentucky	14-2 28-6
2005-06	1st W, 1st	14-2	LSU	14-2 27-9
2006-07	6th W, 11th	5-11	Florida	13-3 35-5
2007-08	4th W, 8th	6-10	Tennessee	14-2 31-5
2008-09	1st W, 1st	13-3	LSU	13-3 27-8
2009-10	6th W, 12th	2-14	Kentucky	14-2 35-3
2010-11	6th W, 12th	3-13	Florida	13-3 29-8
2011-12	8th	7-9	Kentucky	16-0 38-2

Vacated by SEC

NOTE: In the early years of the SEC members did not play a full conference schedule. Instead of determining a champion from regular season play, the SEC champion was determined by the conference tournament from 1933-50, except for 1935. Beginning with the 1950-51 season when the SEC adopted a 14-game round-robin schedule, the team completing the regular season conference schedule with the best winning percentage was recognized as champion. The conference schedule was increased to 16 games in 1964-65, and to 18-games for the 1966-67 season. With the addition of Arkansas and South Carolina for the 1991-92 season, the league split into two six-team divisions playing a schedule of 16 games. Both divisional and overall champions were crowned. The league dropped divisions in 2012.

Southeastern Conference History

All-Time League Standings (Regular Season Games Only, 1933-2012)

TEAM	YRS.	WON	LOST	PCT.
Kentucky	79	901	249	.784
Alabama	79	730	551	.570
Tennessee	79	673	517	.565
Vanderbilt	80	640	576	.526
Arkansas	21	171	165	.509
LSU	80	624	610	.506
Florida	79	558	609	.478
Auburn	79	561	665	.457
Mississippi St.	79	551	697	.441
Georgia	80	489	733	.400
South Carolina	21	129	207	.384
Ole Miss	79	455	772	.363

Former Members

Georgia Tech	32	201	207	.493
Tulane	34	195	252	.436
Sewanee	8	3	76	.038

SEC Championships

Kentucky	45	Last: 2012
LSU	10	Last: 2009
Tennessee	9	Last: 2008
Alabama	7	Last: 2002
Mississippi St.	6	Last: 2004
Florida	5	Last: 2011
Vanderbilt	3	Last: 1993
Arkansas	2	Last: 1994
Auburn	2	Last: 1999
Georgia	1	Last: 1990
South Carolina	1	Last: 1997
Georgia Tech	1	Last: 1938

1942-43

LSU 101, Camp Livingston 50 (H)

1951-52

LSU 103, Miss. St. 78 (H)

1952-53

LSU 124, Southwestern (Tenn.) 33 (H)
LSU 100, Villanova 94 (Sugar Bowl-NO)

1953-54

LSU 128, Louisiana College 74 (H)
LSU 100, Georgia 53 (H)

1955-56

LSU 100, Ole Miss 76 (H)

1967-68

Fla. St. 130, LSU 100 (Milw. Cl.)
LSU 111, Miss. St. 87 (H)
LSU 100, Tulane 91 (A)
LSU 104, Clemson 81 (H)

1968-69

LSU 109, Loyola (N.O.) 82 (A)
LSU 101, Oklahoma City 85 (A)
LSU 120, Pittsburgh 79 (H)

1969-70

LSU 100, Loyola (N.O.) 87 (H)
LSU 109, Vanderbilt 86 (H)
LSU 111, Clemson 103 (A)
LSU 109, Ole Miss 86 (H)
LSU 109, Miss. St. 91 (H)
Alabama 106, LSU 104 (A)
LSU 127, Tulane 114 (H)
Kentucky 121, LSU 105 (H)
LSU 103, Ole Miss 90 (A)

1970-71

LSU 109, Loyola (N.O.) 103 (A)
LSU 106, Auburn 92 (A)
LSU 107, Alabama 78 (H)
LSU 114, Auburn 94 (H)

1971-72

LSU 103, Loyola (NO) 85 (H)
LSU 107, Southern Mississippi 79 (H)

1973-74

LSU 105, Iona 78 (H)
LSU 102, Boston Univ. 64 (H)
LSU 102, Florida 81 (H)

1974-75

LSU 105, Duke 95 (Carolina Classic)
LSU 113, St. Peter's 101 (H)

1975-76

LSU 109, CCNY 73 (La. Classic) (H)
100, Ole Miss 75 (H)

1976-77

LSU 100, Samford 89 (H)
LSU 101, Montana State 80 (H)
Tennessee 108, LSU 102 (H)

1977-78

LSU 120, Tulane 88 (H)
LSU 121, Tennessee 87 (H)
LSU 101, Tennessee 86 (A)
LSU 101, Auburn 85 (OT) (A)
LSU 103, Alabama 85 (H)

1978-79

LSU 112, St. Francis 81 (H)
LSU 109, Tulane 85 (H)
LSU 100, Colgate 73 (H)

1979-80

LSU 112, Florida 81 (H)
LSU 104, New Orleans 78 (H)
LSU 103, Maine 81 (H)

1980-81

LSU 119, Tulane 81 (H)
LSU 100, UNC-Wilmington 68 (H)
LSU 100, Lamar 78 (NCAA) (A)

1982-83

LSU 115, Cleveland State 77 (H)

1983-84

LSU 104, U. S. International 66 (H)

1984-85

LSU 102, Loyola (Chicago) 96 (H)
LSU 103, Utah State 71 (H)

1985-86

LSU 101, Hawaii-Pacific 89 (A)

1986-87

LSU 117, Illinois-Chicago 84 (N)

1988-89

Louisiana Tech 111, LSU 109 (OT) (H)
LSU 111, Florida 101 (A)
LSU 128, Tennessee-Martin 89 (H)
Illinois 127, LSU 100 (H)
LSU 101, Morehead State 88 (N)
LSU 104, Auburn 77 (H)
LSU 105, Ole Miss 75 (H)
LSU 104, Auburn 91 (A)
LSU 122, Tennessee 106 (H)
Ole Miss 113, LSU 112 (OT) (A)

1989-90

LSU 116, Lamar 76 (H)
LSU 100, Hardin Simmons 66 (H)
LSU 124, Texas 113 (N-Houston)
LSU 111, Tennessee 94 (H)
LSU 101, Vanderbilt 72 (H)

LSU 107, Nevada-Las Vegas 105 (H)
LSU 148, Loyola Marymount 141 (OT) (H)
LSU 119, Tennessee 113 (A)
LSU 121, Vanderbilt 108 (A)
LSU 103, Ole Miss 94 (H)

1990-91

LSU 117, Southeastern La. 68 (H)
LSU 101, Texas 87 (H)
LSU 101, Chapman College 68 (H)
LSU 122, Loyola Marymount 114(H)
LSU 118, Nicholls State 76 (H)
LSU 107, Kentucky 88 (H)
LSU 119, Tennessee 87 (H)

1991-92

LSU 101, Southeastern La. 64 (H)
LSU 159, Northern Arizona 86 (H)
LSU 123, Nicholls State 61 (H)
LSU 115, McNeese State 67 (H)
LSU 100, Ole Miss 69 (H)

1993-94

LSU 100, Winthrop 71 (H)
Arkansas 108, LSU 105 (OT) (H)

1994-95

LSU 106, Southeastern La. 80 (H)
LSU 127, George Mason 104 (H)
LSU 113, Troy State 78 (H)
LSU 105, Georgia State 70(H)

1995-96

LSU 109, Southern 100 (H)
LSU 104, La. College 65 (H)

1999-00

LSU 112, Grambling St. 37 (H)
LSU 103, Wyoming 86 (N)

2002-03

LSU 112, Centenary 65 (H)

2004-05

LSU 113, Ohio State 101 (2OT) (H)

2005-06

LSU 104, Nicholls State 57 (H)

More 100 Point Facts

- LSU record when LSU scores 100 or more points: 96-8 (.923)
- LSU has won 34 of the last 35 games when scoring 100 or more points, including the last 11.
- LSU record when opponents score 100 points or more: 13-76 (.146)
- LSU record when both teams score 100 points in the same game: 15-9 (.625)

Overtime Games

DATE	SCORE	SITE
1940-41	Alabama 36, LSU 32	Tuscaloosa, Ala.
1941-42	Alabama 45, LSU 31	Louisville, Ky.
1949-50	Tennessee 81, LSU 79	Knoxville, Tenn.
1954-55	Georgia 76, LSU 70	Athens, Ga.
	Georgia Tech 79, LSU 72	Baton Rouge
1956-57	Loyola (N.O.) 77, LSU 73	Baton Rouge
	Tulane 66, LSU 64	Baton Rouge
1959-60	Loyola (N.O.) 66, LSU 65	Baton Rouge
1960-61	Duke 80, LSU 74	Durham, N.C.
	LSU 73, Texas Tech 69	Lubbock, Texas
	Furman 56, LSU 55 (3ot)	Greenville, S.C.
1961-62	Arkansas 84, LSU 81	Shreveport
1962-63	Georgia 76, LSU 67	Athens, Ga.
	LSU 61, Tennessee 60	Baton Rouge
1966-67	Loyola (N.O.) 87, LSU 86 (2ot)	New Orleans
	Alabama 76, LSU 74	Tuscaloosa, Ala.
1967-68	LSU 93, Florida 92	Baton Rouge
1968-69	Tulane 101, LSU 99 (2ot)	Baton Rouge
	LSU 93, Florida 89	Baton Rouge
	Ole Miss 84, LSU 81	Baton Rouge
	LSU 90, Georgia 80 (2ot)	Athens, Ga.
1970-71	USC 80, LSU 76	Los Angeles, Calif.
1971-72	Alabama 103, LSU 99 (4ot)	Tuscaloosa, Ala.
1973-74	Alabama 80, LSU 79	Baton Rouge
	Miss. State 87, LSU 84	Baton Rouge
1974-75	LSU 96, Georgia 90	Baton Rouge
1976-77	Alabama 77, LSU 70	Baton Rouge
1977-78	Miss. St. 84, LSU 82	Starkville, Miss.
	LSU 95, Kentucky 94	Baton Rouge
	LSU 101, Auburn 95	Auburn, Ala.
1978-79	LSU 70, Ole Miss 69	Oxford, Miss.
	LSU 88, Florida 82	Gainesville, Fla.
1979-80	Georgia 73, LSU 72 (2ot)	Athens, Ga.
	LSU 68, Alabama 66	Tuscaloosa, Ala.
	Kentucky 76, LSU 74	Baton Rouge
1981-82	UNLV 83, LSU 79	Las Vegas, Nev.
1982-83	Tennessee 74, LSU 71 (SEC Tour.)	Birmingham, Ala.
	New Orleans 99, LSU 94 (NIT)	Baton Rouge
1983-84	LSU 69, Georgia 68	Baton Rouge
	LSU 61, Tennessee 59	Baton Rouge
	Alabama 51, LSU 49	Tuscaloosa, Ala.
	Alabama 72, LSU 70	Nashville, Tenn.
1985-86	LSU 94, Purdue 87 (2ot-NCAA)	Baton Rouge
1986-87	Georgia 64, LSU 63	Baton Rouge
	LSU 82, Ole Miss 75	Baton Rouge
	LSU 89, Georgia 88 (2ot-SEC Tour.)	Atlanta, Ga.
1987-88	LSU 69, Ole Miss 61	Oxford, Miss.
1988-89	La. Tech 111, LSU 109	Baton Rouge
	Ole Miss 113, LSU 112	Oxford, Miss.
1989-90	Miss. St. 87, LSU 80	Starkville, Miss.
	Georgia 94, LSU 92	Baton Rouge
	LSU 148, Loyola Marymount 141	Baton Rouge
1991-92	Arkansas 106, LSU 92	Fayetteville, Ark.
1992-93	LSU 84, Miss. St. 76	Starkville, Miss.
1993-94	LSU 95, Nicholls St. 90	Baton Rouge
	Arkansas 108, LSU 105	Baton Rouge
1994-95	LSU 87, Ole Miss 81	Baton Rouge
1996-97	Louisville 93, LSU 87	Anaheim, Calif.
	LSU 88, Florida 82	Baton Rouge
1998-99	LSU 63, Texas 61	Baton Rouge
	Alabama 72, LSU 71 (3ot)	Tuscaloosa, Ala.
2000-01	Florida 81, LSU 74	Baton Rouge
	LSU 78, Ole Miss 77	Baton Rouge
2001-02	Weber State 75, LSU 74	Hilo, Hawaii
	LSU 68, Miss. St. 65	Baton Rouge
2004-05	Southern Miss 88, LSU 84	Biloxi, Miss.
	LSU 113, Ohio State 101 (2ot)	Baton Rouge
	LSU 66, Arkansas 63	Baton Rouge
	Kentucky 79, LSU 78 (SEC Tour.)	Atlanta, Ga.
2005-06	LSU 71, West Virginia 68	Morgantown, WVa.
	LSU 70, Texas 60 (NCAA Tour.)	Atlanta, Ga.



Tyrus Thomas dunks on a Texas defender in the 70-60 overtime win to advance to the Final Four of the 2006 NCAA Tournament.

2006-07	Texas 76, LSU 75	Houston, Texas
	LSU 76, Tennessee 67 (SEC Tour.)	Atlanta, Ga.
2007-08	Arizona State 87, LSU 84	Lahaina, Maui
2008-09	LSU 97, Miss. State 94 (2ot)	Starkville, Miss.
2009-10	Washington State 73, LSU 72	Seattle, Wash.
2010-11	Coastal Carolina 78, LSU 69	Baton Rouge
	LSU 78, McNeese 66	Baton Rouge
2011-12	South Alabama 79, LSU 75	Baton Rouge
	LSU 65, Auburn 58	Baton Rouge
	LSU 69, Mississippi State 67	Baton Rouge
	Tennessee 74, LSU 69	Baton Rouge

Overtime Record	34-48 (.414)
At Home	21-19 (.525)
On Road	10-20 (.333)
Neutral	3-9 (.250)

LSU vs. Opponents in the PMAC

SEC Schools

Alabama - 23-18
 Arkansas - 12-9
 Auburn - 27-14
 Florida - 23-8
 Georgia - 20-11
 Kentucky - 15-16
 Ole Miss - 34-7

Mississippi State - 22-19
 Missouri - 0-0
 South Carolina - 6-4
 Tennessee - 17-14
 Texas A&M - 1-0
 Vanderbilt - 19-11

Non-Conference Opponents

Alcorn State - 2-0
 Arizona - 3-0
 Arkansas State - 2-0
 Ball State - 0-1
 Belmont - 1-0
 Boise State - 1-0
 Boston University - 2-0
 UC-Irvine - 1-0
 UCLA - 0-1
 Cal State Fullerton - 1-0
 Cal State Los Angeles - 1-0
 Campbell - 2-0
 Centenary - 6-0
 Central Connecticut State - 1-0
 Central Michigan - 1-0
 Chapman - 1-0
 Cleveland State - 1-0
 Coastal Carolina - 0-1
 Colgate - 1-0
 Connecticut - 1-0
 Coppin State - 0-1
 Cornell - 2-0
 Delaware - 1-0
 Delaware State - 1-0
 DePaul - 1-1
 Drake - 1-0
 Duke - 0-1
 Farleigh-Dickinson - 1-0
 Fresno State - 1-0
 George Mason - 1-0
 Georgetown - 1-0
 Georgia State - 1-0
 Georgia Tech - 1-0
 Grambling State - 3-0
 Hardin-Simmons - 3-0
 Houston - 4-2
 Houston Baptist - 1-0
 Iona - 1-0
 Illinois - 0-1
 Indiana State - 1-0
 Jackson State - 3-1
 Kansas - 0-1
 Lafayette - 1-0
 Lamar - 1-1
 Louisiana College - 1-0
 Louisiana-Lafayette - 5-0
 Louisiana-Monroe - 5-0
 Louisiana Tech - 1-1
 Louisville - 0-1
 Loyola (Chicago) - 2-0
 Loyola (New Orleans) - 1-0
 Loyola Marymount - 2-0
 LSU-Shreveport (exh) - 1-0
 Maine - 1-0
 Marquette - 1-0
 Marist - 2-0
 Maryland - 1-0
 Maryland-Baltimore Co. - 1-0
 McNeese State - 19-0
 Mercer - 1-0
 Memphis - 1-0
 Michigan - 0-1

Middle Tennessee State - 1-0
 Miss. Valley State - 1-0
 Montana State - 2-0
 Nevada-Las Vegas - 2-0
 Nevada-Reno - 1-0
 New Orleans - 6-2
 Niagara - 1-0
 Nicholls State - 15-1
 Norfolk State - 1-0
 North Carolina - 0-1
 North Carolina A&T - 2-0
 UNC-Wilmington - 3-0
 Northern Arizona - 2-0
 Northern Iowa - 0-1
 North Texas - 0-1
 Northwestern State - 8-0
 Ohio State - 1-0
 Oklahoma City - 1-0
 Oral Roberts - 3-1
 Oregon State - 1-0
 Pacific - 1-0
 Prairie View A&M - 3-0
 Radford - 0-1
 Rice - 2-0
 Robert Morris - 1-0
 St. Peter's - 2-0
 St. Francis (PA) - 3-0
 Samford - 2-2
 Sam Houston State - 1-0
 South Alabama - 1-1
 Southeastern Louisiana - 10-0
 Southern-BR - 9-0
 Southern-NO - 1-0
 Southern California - 1-0
 Southern Mississippi - 3-0
 Southwest Texas State - 1-0
 Stanford - 1-0
 Tennessee-Martin - 4-0
 Tennessee State - 1-0
 Texas - 4-1
 Texas A&M CC - 1-0
 Texas Christian - 0-1
 Texas-El Paso - 1-0
 Texas-Pan American - 3-0
 Texas Southern - 1-0
 Towson - 1-0
 Troy - 5-0
 Tulane - 11-1
 U.S. International - 1-0
 Utah - 1-1
 Utah State - 1-0
 Villanova - 0-1
 Virginia - 0-1
 Washington - 2-1
 Washington State - 2-0
 West Virginia - 0-1
 Western Kentucky - 2-0
 Wichita State - 0-2
 Winthrop - 1-0
 Wright State - 1-0
 Wyoming - 1-0
 Xavier - 1-1



Year-by-Year at Maravich Assembly Center

YEAR	GAMES	RECORD	SEC	NON-CONF.
1971-72	12	8-4	5-4	3-0
1972-73	12	8-4	5-4	3-0
1973-74	14	9-5	4-5	5-0
1974-75	12	6-6	4-5	2-1
1975-76	16	10-6	4-5	6-1
1976-77	16	11-5	5-4	6-1
1977-78	15	11-4	7-2	4-2
1978-79	14	13-1	8-1	5-0
1979-80	14	12-2	7-2	5-0
1980-81	15	15-0	9-0	6-0
1981-82	13	9-4	7-2	2-2
1982-83	15	11-4	6-3	5-1
1983-84	14	12-2	8-1	4-1
1984-85	15	13-2	8-1	5-1
1985-86	16	13-3	6-3	7-0
1986-87	16	10-6	5-4	5-2
1987-88	15	11-4	7-4	4-0
1988-89	16	11-5	7-2	4-3
1989-90	18	16-2	8-1	8-1
1990-91	16	15-1	8-1	7-0
1991-92	16	12-4	6-2	6-2
1992-93	17	15-2	6-2	9-0
1993-94	14	8-6	3-5	5-1
1994-95	16	9-7	3-5	6-2
1995-96	18	11-7	3-5	8-2
1996-97	15	9-6	3-5	6-1
1997-98	16	8-8	1-7	7-1
1998-99	16	12-4	4-4	8-0
1999-00	16	15-1	7-1	8-0
2000-01	16	9-7	1-7	8-0
2001-02	17	12-5	4-4	8-1
2002-03	18	16-2	6-2	10-0
2003-04	15	12-3	5-3	7-0
2004-05	15	14-1	8-0	6-1
2005-06	16	14-2	8-0	6-2
2006-07	18	14-4	5-3	9-1
2007-08	15	9-6	3-5	6-1
2008-09	21	19-2	7-1	12-1
2009-10	18	11-7	2-6	9-1
2010-11	18	8-10	1-7	7-3
2011-12	15	11-4	6-2	5-2
TOTALS	640	472-168	220-130	252-38
41 YEARS		.737	.628	.868

Home Attendance at the PMAC

YEAR	GAMES	ATTENDANCE	AVERAGE
1971-72	12	93,876	7,823
1972-73	12	110,881	9,240
1973-74	14	144,105	10,293
1974-75	12	99,589	8,299
1975-76	16	124,362	7,773
1976-77	16	133,636	8,352
1977-78	15	148,423	9,895
1978-79	14	177,964	12,712
1979-80	14	175,339	12,524
1980-81	15	205,622	13,708
1981-82	13*	171,305	13,177
1982-83	15*	180,795	12,053
1983-84	14	177,596	12,685
1984-85	15	195,927	13,062
1985-86	16#	201,820	12,614
1986-87	16\$	165,182	10,324
1987-88	15@	174,414	11,628
1988-89	16	192,016	12,001
1989-90	18&	246,257	13,681
1990-91	16	214,473	13,404
1991-92	16	209,345	13,084
1992-93	17	193,632	11,390
1993-94	14	152,117	10,866
1994-95	16	172,888	10,806
1995-96	18	165,710	9,206
1996-97	15	111,722	7,448
1997-98	16	114,266	7,142
1998-99	16	123,941	7,746
1999-00	16	168,784	10,549
2000-01	16	129,709	8,106
2001-02	17*	145,078	8,534
2002-03	18	156,368	8,687
2003-04	15	140,321	9,355
2004-05	15	141,139	9,409
2005-06	16	151,499	9,469
2006-07	18	180,038	10,002
2007-08	15	128,469	8,565
2008-09	21	217,834	10,373
2009-10	18&	160,836	8,935
2010-11	18	128,749	7,153
2011-12	15	129,910	8,661
TOTALS	640	6,555,900	10,243

* - Includes one National Invitation Tournament post-season game

- Includes two NCAA Tournament SE Regional games

\$ - Includes one Pre-Season NIT game

@ - Includes two SEC Tournament games

& - Includes two Pre-Season NIT games

Top All-Time Paid Men's Basketball Attendances at the Maravich Center (1972-2005)

	ATTENDANCE	OPPONENT	DATE
1.	15,694	Ole Miss	Feb. 25, 1981
2.	15,399	Ole Miss	Jan. 19, 1991
3.	15,242	Alabama	Jan. 21, 1989
4.	15,192	Kentucky	Jan. 19, 1981
5.	15,109	Vanderbilt	Jan. 2, 1991
6.	15,093	Auburn	Jan. 20, 1982
7.	14,987	Ole Miss	Feb. 1, 1989
8.	14,799	Ole Miss	Jan. 21, 1995
9.	14,687	Tennessee	Jan. 24, 1981
10.	14,568	Auburn	Jan. 15, 1979
11.	14,551	Kentucky	Feb. 11, 1978
11.	14,551	UCLA	Dec. 17, 1994
13.	14,486	Auburn	Feb 9, 2000
14.	14,460	McNeese State	Jan. 20, 1992
15.	14,449	Vanderbilt	Jan. 7, 1981

Top Paid Attendances In Current Seat Configuration (2006-present)*

1.	13,839	Xavier	Jan. 24, 2009
2.	13,468	Georgia	Jan. 25, 2006
3.	13,345	Florida	Feb. 24, 2009
4.	13,249	Vanderbilt	March 4, 2009
5.	13,121	Connecticut	Jan. 6, 2007
6.	13,083	Kentucky	Feb. 6, 2010
7.	12,698	Arkansas	Jan. 31, 2009
8.	12,507	Ole Miss	March 4, 2006
9.	12,401	Florida	Feb. 24, 2007
10.	12,053	Texas A&M	Dec. 5, 2006
11.	11,871	Auburn	Feb. 21, 2009
12.	11,709	Mississippi State	Jan. 21, 2009
13.	11,674	Alabama	Jan. 31, 2007
14.	11,631	Kentucky	Jan. 28, 2012
15.	11,576	Kentucky	Feb. 25, 2006
16.	11,511	Jackson State	Nov. 15, 2008
17.	11,425	Ole Miss	Feb. 14, 2009
18.	11,393	South Carolina	Jan. 14, 2009
19.	11,313	Alabama	Jan. 31, 2007
20.	11,131	Auburn	Feb. 1, 2006

*Note: Capacity after remodeling of seating area prior to the 2005-06 season dropped to 13,215.





Nelson Isley



Dick Maile

1933-34

Sparky Wade, G	Dillon's 1st Team
Buddy Blair, F	Dillon's 1st Team

1934-35

Sparky Wade, G	AP 1st Team
Buddy Blair, F	AP Honorable Mention

1949-50

Bob Meador, G	AP 3rd Team
---------------	-------------

1950-51

Joe Dean, G	AP 2nd Team
-------------	-------------

1951-52

Joe Dean, G	AP 1st Team
Bob Pettit, C	AP 1st Team

1952-53

Bob Pettit, C	AP 1st Team
Benny McArdle, G	AP 2nd Team

1953-54

Bob Pettit, C	AP 1st Team
Benny McArdle, G	AP 3rd Team

1955-56

Roger Sigler, G	AP 1st Team
	Coaches 2nd Team
Jim Ashmore, G	AP 1st Team
	Coaches 1st Team

1956-57

Roger Sigler, G	AP 3rd Team
-----------------	-------------

1960-61

George Nattin, G	AP 1st Team
	Coaches

1961-62

Maury Drummond, F	AP 3rd Team
George Nattin, G	AP 3rd Team

1962-63

Ellis Cooper, G	AP 2nd Team
	Coaches

1963-64

Dick Maile, F	AP 1st Team
	Coaches

1964-65

Dick Maile, F	AP 1st Team
	UPI 1st Team
	Coaches

1967-68

Pete Maravich, G	AP 1st Team
	UPI 1st Team
	Coaches

1968-69

Pete Maravich, G	AP 1st Team
	UPI 1st Team

1969-70

Pete Maravich, G	AP 1st Team
	UPI 1st Team
Al Sanders, C	AP 3rd Team
Danny Hester, F	AP 3rd Team

1970-71

Al Sanders, C	AP 1st Team
	UPI 1st Team
	Coaches
Bill Newton, F	UPI 2nd Team
	AP 3rd Team
Nelson Isley, G	UPI 3rd Team

1971-72

Al Sanders, C	AP 2nd Team
	UPI 2nd Team
	Coaches
Bill Newton, F	AP 3rd Team
	UPI 3rd Team

1972-73

Eddie Palubinskas, G	AP 2nd Team
	UPI 2nd Team
	Coaches

1973-74

Glenn Hansen, F	AP 2nd Team
	UPI 2nd Team
	Coaches
Eddie Palubinskas, G	UPI 2nd Team
	AP 3rd Team
Collis Temple, C	UPI 3rd Team

1974-75

Glenn Hansen, F	AP 2nd Team
	UPI 2nd Team
	Coaches

1975-76

Kenny Higgs, G	AP 2nd Team
	UPI 2nd Team
	Coaches

1976-77

Kenny Higgs, G	AP 2nd Team
	UPI 2nd Team
	Coaches
Durand Macklin, F	AP 3rd Team
	UPI 3rd Team



Howard Carter

1977-78

Durand Macklin, F	AP 1st Team UPI 1st Team Coaches
Kenny Higgs, G	UPI 2nd Team
DeWayne Scales, F	AP 3rd Team

1978-79

DeWayne Scales, F	AP 1st Team UPI 1st Team Coaches
Al Green, G	AP 1st Team UPI 2nd Team Coaches
Lionel Green, C	AP 3rd Team UPI 3rd Team

1979-80

Durand Macklin, F	AP 1st Team UPI 1st Team Coaches
DeWayne Scales, F	AP 2nd Team UPI 2nd Team Coaches
Ethan Martin, G	AP 2nd Team UPI 2nd Team Coaches

1980-81

Durand Macklin, F	AP 1st Team UPI 1st Team Coaches
Ethan Martin, G	AP 1st Team UPI 1st Team Coaches
Howard Carter, G	AP 2nd Team UPI 2nd Team



Al Green

1981-82

Howard Carter, G	AP 1st Team UPI 1st Team Coaches
Leonard Mitchell, F	AP 2nd Team UPI 3rd Team Coaches

1982-83

Howard Carter, G	AP 2nd Team UPI 2nd Team Coaches
Leonard Mitchell, F	AP 3rd Team UPI 3rd Team

1983-84

Jerry Reynolds, F	AP 2nd Team UPI 3rd Team Coaches
Derrick Taylor, G	UPI 3rd Team

1984-85

Nikita Wilson, F	AP 2nd Team UPI 3rd Team Coaches
John Williams, C	AP 3rd Team
Jerry Reynolds, F	AP 3rd Team UPI 3rd Team

1985-86

John Williams, F	AP 1st Team UPI 1st Team Coaches
Derrick Taylor, G	AP 3rd Team



Geert Hammink

1986-87

Nikita Wilson, C	AP 3rd Team UPI 3rd Team
Anthony Wilson, G	UPI 3rd Team

1987-88

Ricky Blanton, F	AP 2nd Team UPI 3rd Team Coaches
Jose Vargas, C	UPI 2nd Team AP 3rd Team

1988-89

Ricky Blanton, F	AP 1st Team UPI 2nd Team Coaches
Chris Jackson, G	AP 1st Team UPI 1st Team Coaches

1989-90

Chris Jackson, G	AP 1st Team UPI 1st Team Coaches
Shaquille O'Neal, C	AP 1st Team UPI 1st Team Coaches
Stanley Roberts, F	AP 3rd Team
Maurice Williamson, G	UPI 3rd Team

1990-91

Shaquille O'Neal, C	AP 1st Team UPI 1st Team Coaches
Vernel Singleton, F	AP 3rd team UPI 3rd team Coaches
Shawn Griggs, G	UPI 2nd team



Brandon Bass

1991-92

Shaquille O'Neal, C AP 1st Team
Coaches
Vernel Singleton, F AP 3rd Team

1992-93

Geert Hammink, C AP 1st Team
Coaches
Jamie Brandon, G-F Coaches 2nd Team

1993-94

Jamie Brandon, G-F Coaches 2nd Team
AP 3rd Team

1994-95

Ronnie Henderson, G Coaches
AP 2nd Team

1995-96

Ronnie Henderson, G Coaches
AP 1st Team

1996-97

Dwayne Spencer, F Coaches 2nd Team
AP 2nd Team

1998-99

Maurice Carter, G Coaches 3rd Team
AP 3rd Team
Jabari Smith, C AP 3rd Team

1999-00

Torris Bright, G AP 3rd Team
Jabari Smith, C Coaches 2nd Team
Stromile Swift, F AP Co-Player of the Year
Coaches 1st team
AP 1st Team



Glen Davis

2000-01

Ronald Dupree, F AP 2nd Team
Coaches 3rd Team

2001-02

Ronald Dupree, F AP 2nd Team
Coaches 2nd Team

2002-03

Ronald Dupree, F AP 2nd Team
Coaches 2nd Team

2003-04

Brandon Bass, FSEC Freshman of the Year
Jaime Lloreda, F AP 1st Team
Coaches 2nd Team

2004-05

Brandon Bass, F AP Player of the Year
AP 1st Team
Coaches 1st Team
Glen Davis, F SEC Freshman of the Year
AP 2nd Team
Coaches 2nd Team

2005-06

Glen Davis, F SEC Player of the Year
AP 1st Team
Coaches 1st Team
Darrel Mitchell, G Coaches 1st Team
AP Second Team

Tyrus Thomas, FSEC Freshman of the Year
SEC Co-Defensive Player of the Year
AP 2nd Team
Coaches 2nd Team

Tasmin Mitchell, G Coaches All-Freshman
Team



Tasmin Mitchell

2006-07

Glen Davis, F AP 1st Team
Coaches 1st Team

2007-08

Marcus Thornton, G AP 2nd Team
Coaches 2nd Team
Anthony Randolph, FCoaches All-Freshman
Team

2008-09

Marcus Thornton, G Player of the Year
Coaches 1st Team
AP 1st Team
Tasmin Mitchell, F Coaches 1st Team
Garrett Temple, G Coaches 2nd Team

2009-10

Tasmin Mitchell, F Coaches 2nd Team
AP 2nd team

2010-11

Ralston Turner, G Coaches All-Freshman
Team

2011-12

Justin Anderson, C Coaches 2nd Team
Anthony Hickey, G Coaches All-Freshman
Team

All-SEC Tournament Teams

1933

Sparky Wade, G	First Team
Buddy Blair, F	Second Team
Jack Harris, F	Second Team

1936

Arnold Bryan, F	Second Team
-----------------	-------------

1938

Conley Hathorn, G	First Team
-------------------	------------

1939

Paul Brotherton, G	Second Team
--------------------	-------------

1943

Frank Brian, F	First Team
John Chaney, C	Second Team

1944

Whitey Hoskins, G	Second Team
-------------------	-------------

1946

Bobby Lowther, F	First Team
Joe Bill Adcock, C	Second Team
Billy Walters, G	Second Team

1947

Frank Brian, F	Second Team
----------------	-------------

1949

Gene Murphy, G	Second Team
----------------	-------------

1950

Joe Dean, G	First Team
-------------	------------

1951

Joe Dean, G	First Team
-------------	------------

1952

Joe Dean, F	First Team
Bob Pettit, C	First Team

1980

DeWayne Scales, F	First Team
(MVP)	
Durand Macklin, F	First Team

1981

Howard Carter, F	First Team
------------------	------------

1986

John Williams, F	First Team (MVP)
------------------	------------------

1987

Nikita Wilson, C	First Team
Anthony Wilson, G	First Team

1988

Ricky Blanton, F	First Team
------------------	------------

1993

Geert Hammink, C	First Team
Jamie Brandon, G-F	First Team

2002

Antonio Hudson, G	First Team
-------------------	------------

2003

Ronald Dupree, F	First Team
------------------	------------

2005

Brandon Bass, F	First Team
Antonio Hudson, G	First Team

2006

Glen Davis, F	First Team
---------------	------------

Note: SEC Tournament Team also served as All-SEC team from 1933-1948.

LSU Academic All-SEC Honor Roll

1961-62

George Nattin, G	First Team
Ellis Cooper, G	Second Team

1962-63

Ellis Cooper, G	First Team
-----------------	------------

1964-65

Tommy Thigpen, C	Honorable Mention
------------------	-------------------

1965-66

Kenny Drost, G	First Team
Scott Bowling, G	Honorable Mention

1966-67

Kenny Drost, G	Second Team
----------------	-------------

1969-70

Danny Hester, F	Second Team
-----------------	-------------

1972-73

Bill Whittle, F	First Team
Collis Temple, F	First Team
Wade Evans, G	Second Team
Ed LeBlanc, F	Honorable Mention

1981-82

John Tudor, G-F	First Team
-----------------	------------

1982-83

John Tudor, G	First Team
---------------	------------

1983-84

John Tudor, G	First Team
---------------	------------

1985-86

Zoran Jovanovich, C	First Team
---------------------	------------

1988-89

Kyle McKenzie, G	First Team
------------------	------------

1991-92

Justin Anderson, G	First Team
T. J. Pugh, G	First Team

1995-96

David Bosley, G	First Team
-----------------	------------

1997-98

Jack Warner, G	First Team
----------------	------------

1998-99

Brian Beshara, F	First Team
Jack Warner, G	First Team

1999-00

Brian Beshara, F	First Team
Collis Temple III, G	First Team
Jeremy Comeaux	First Team
Jack Warner, G	First Team

2000-01

Brian Beshara, F	First Team
Collis Temple III, G	First Team
Brian Green, G	First Team
Jack Warner, G	First Team

2001-02

Brian Green, G	First Team
Collis Temple III, G	First Team

2002-03

Pete Bozek, F	First Team
Brian Green, G	First Team
Charlie Thompson, G	First Team

2003-04

Charlie Thompson, G	First Team
Paul Wolfert, F	First Team
Brandon Bass, F	Freshman
Ross Neltner, F	Freshman

2004-05

Brandon Bass, F	First Team
Scholar-Athlete of the Year	
Darrel Mitchell, G	First Team
Ross Neltner, F	First Team
Paul Wolfert, F	First Team
Glen Davis, F	Freshman
David Fleshman, G	Freshman
Garrett Temple, G	Freshman

2005-06

Glen Davis, F	First Team
Darrel Mitchell, G	First Team
Darnell Lazare, F	First Team
Garrett Temple, F	First Team
David Fleshman, F	First Team

2006-07

Alex Farrer, G	First Team
Greg Terrebonne, G	Freshman

2007-08

Greg Terrebonne, G	First Team
--------------------	------------

2008-09

Alex Farrer, F	First Team
Garrett Temple, F	First Team

2009-10

Chris Beattie, G	First Team
Alex Farrer, F	First Team

2010-11

Eddie Ludwig, F	First Team
-----------------	------------

2011-12

Eddie Ludwig, F	First Team
-----------------	------------

SEC Community Service Team

1998-99	Collis Temple III
1999-00	Jermaine Williams
2000-01	Collis Temple III
2001-02	Collis Temple III
2002-03	Collis Temple III
2003-04	Paul Wolfert
2004-05	Paul Wolfert
2005-06	Darnell Lazare
2006-07	Darnell Lazare
2007-08	Garrett Temple
2008-09	Garrett Temple
2009-10	Alex Farrer
2010-11	Daron Populist
2011-12	Justin Hamilton

Harry Rabenhorst



**LSU Head Basketball Coach
1932-41; 1945-57**

**29 years
Record: 340-264**

1935 National Championship

1953 NCAA Final Four

**1935, 1953, 1954 SEC
Championships**

**LSU Head
Baseball Coach
1925-42; 1946-56**

**27 years
Record: 220-226-3**

**1939; 1946 SEC
Championships**

**Assistant Football Coach,
LSU: 1925-42**

**Assistant Athletic Director,
LSU: 1947-67**

**Acting Athletic Director, LSU:
1968**

**Member, Helms Athletic
Foundation Hall of Fame**

**Member, Louisiana Sports
Writers Association Hall of
Fame**

**Inducted LSU Athletic Hall of
Fame, 2009**

Before there was Dale Brown, there was Harry Rabenhorst. In an era when college basketball wasn't big news and when cable didn't send hundreds of games all across the country, Rabenhorst laid the foundation for those that would follow him in the LSU job.

Like Maravich with Pete, like Dale with Rudy, Chris and Shaq, Rabenhorst coached two of the legends of the game: Sparky Wade and Bob Pettit. Like Brown, he took his team to a Final Four in the days before anyone realized what a major event the NCAA Tournament was. But unlike any other LSU coach, Rabenhorst laid claim to a national championship, mythical though it may have been. It was a year to remember for Rabenhorst, but it was a long way from the end of his career.

The Baton Rouge native, however, came to LSU holding a record of a much different kind. He was a star athlete at Wake Forest in the years following World War I and holds the world record for the single longest punt of 110 yards.

After serving in the U.S. Army in World War I, Rabenhorst began his career in coaching in 1921 at Greensboro High School in Greensboro, N.C. After that, he moved to New Mexico Military Academy where he coached for three seasons before moving back to Baton Rouge and the start of a long and dedicated lifetime of service to LSU.

In any capacity he served, he showed the same gracious understanding of the individual and devotion to duty that have set him apart from the ordinary.

He was a walking encyclopedia of LSU athletics and could recall in a moment the big game, the big play and the individual star of almost every athletic success enjoyed by the Tigers during his tenure.

Few men alive in college athletics numbered among their close personal friends the great and near great personalities who dominated the athletic scene for much of the first 60 years of the 20th century. His list of associates reads like a "Who's Who" of American Collegiate Athletics, names that capture the imagination of sports fans and historians everywhere – Knute Rockne, Amos Alonzo Stagg, Pop Warner, Fielding Yost, Wallace Wade, Adolph Rupp – and many more.

Rabenhorst's career at LSU meant more than victories and championships. A popular and respected coach and administrator, he brought LSU distinction with his long and brilliant service and developed athletes who became outstanding students, and later outstanding citizens.



Harry Rabenhorst was a competitor. He was also a gentleman. He proved that you can be both and be successful.

When Coach Rabenhorst passed away in March, 1972, at the age of 73, then athletic director Carl Maddox said, "Coach Raby was revered and respected nationally by the many who came to know him in the world of intercollegiate athletics – but more significant is the esteem and the love he earned from the men who played for him."

"I always enjoyed competing with him," said Adolph Rupp. "He was a great credit to the game. He developed some of LSU's outstanding players and teams."

He is still revered today by many and joined just the second class of administrators and coaches inducted into the LSU Athletic Hall of Fame in 2009.

Coach Raby was a man for all seasons and still to this day remains one of the league's all-time winningest basketball coaches. Those who played for him, loved him. Those who knew him, respected him. There's not much better can be said.



**LSU Head Basketball Coach
1972-97**

**25 years
Record: 448-301**

**1981, 1986
Final Four**

**1979, 1981, 1986, 1991
SEC Championships**

**1980
SEC Tournament
Championship**

**1973, 1979, 1981, 1989
SEC Coach of the Year**

**1981
National Coach
of the Year**

**Member, La. Sports Writers
Association Hall of Fame**

**2004 Living Legend for
LSU at the SEC Basketball
Tournament**

"...one of the true statesmen
of college basketball."

- Former Temple Coach John Chaney



**Banner honoring Coach Brown
in the Maravich Center.**

Dale Brown

When he arrived from Washington State via Minot, N. D., there weren't that many basketball fans in the state of Louisiana who knew who Dale Brown was. When he retired after the 1996-97 season, you would have been hard pressed to find a college basketball fan in the country who didn't have some inkling about who Dale Brown was and what he stood for.

When Brown arrived in Baton Rouge in March, 1972, he arrived with a dream that was perceived by many who knew the LSU basketball program as impossible. The dream was to make basketball important in football-crazy Tiger country. When Brown was introduced as the Tiger coach, LSU fans were still remembering the Pete Maravich era. Final Fours? Rudy Macklin? Chris Jackson? Shaq? All a dream. In those years, fans had to be convinced to come to the new arena known as the LSU Assembly Center.

Brown traveled from one end of the state to the other telling all who would listen about the future of LSU basketball. Some thought him foolish. Others questioned his statements. But none who saw or heard him criticized his effort and his tireless energy.

His first LSU team shocked the basketball world by knocking off third-ranked Memphis State in Brown's home opener in December, 1972. The Hustlers, as they were dubbed, gave the competition fits all season long. They won 14 games, finished 9-9 in the SEC and drew praise from all around the country for their determination. For his achievements with a team picked last in the league, Brown was named SEC Coach of the Year, the first of four such honors he would receive.

Starting with the 1976-77 season, the Tigers increased their victory total ever year for the next six seasons. The streak was highlighted by a 31-5 record in 1980-81 (the most wins in a season in LSU history) and the first of Brown's two trips to the Final Four. For his success that season Brown was honored as the 1981 National Coach of the Year.



Even more impressive was his second trip to the Final Four in 1985-86 when his Tigers were the lowest seeded team ever to make it to the Final Four after knocking off teams seeded first, second and third in the region (the only team ever to accomplish that feat on the road to the Final Four).

The Tigers won four SEC titles under Brown and only Adolph Rupp and Joe B. Hall at Kentucky won more SEC titles. His 448-301 record with 238 wins in regular season SEC play, put him second behind only Rupp in wins in the league. He was only the third SEC coach to coach 25 years as a head coach in the league.

Brown was part of 38.5 percent of LSU's 1,164 total victories in the first 89 seasons of basketball. Also, no coach in LSU history coached more consecutive games – 749.

In 1990, Brown was the winning coach, capturing the Gold Medal for the South in the Olympic Festival in Minneapolis.

Brown was born in 1935 in Minot, a small railroad town in the northwest corner of North Dakota. In high school, he was the leading scorer in both football and basketball at St. Leo's of Minot. As a senior, he was the state scoring leader in basketball with a state record scoring average. He also set a school record in the 440-yard dash.

Brown earned 12 letters in basketball, football and track at Minot State University, making him the school's only athlete to achieve that goal.

John Chaney of Temple called Brown, "...one of the true statesmen of college basketball. His contributions to the game and society have impacted many. He is an outstanding coach and an outstanding person."

Legendary coach John Wooden of UCLA said: "I will always remember Dale for his enthusiasm. There are those who say he is a put-on – they just can't believe that he can be what he professes. But I never questioned that. He amazed me because there is a lot more depth to the man. He was much more than a basketball coach."

At halftime of the Kentucky game in February 2004, athletics director Skip Bertman and the LSU basketball program honored Coach Brown with a banner in his honor to permanently hang from the rafters of the Maravich Assembly Center.

In March, 2012, the United States Basketball Writers Association at its annual breakfast at the NCAA Final Four weekend in New Orleans, honored Coach Brown and his two Final Four teams.





**LSU Head Basketball Coach
1997-2008**

**11 years
Record 192-139**

**2006
NCAA Final Four**

**2000, 2005, 2006
SEC Western Division
Champions**

**2000, 2006
SEC Champions**

**2000, 2006
SEC Coach of the Year**

John Brady

John Brady's tenure of nearly 11 seasons as the LSU basketball coach can be looked at in many different ways. But his tenure is an important part of the history of the program as he was able to win division and league champions, develop players that captured top league honors on a regular basis and when right, take his team to post-season play and in 2006, joined Harry Rabenhorst and Dale Brown as LSU coaches to take teams to the NCAA Final Four.

Brady was able to take the LSU program and remake it a couple of times during his tenure to go to the NCAA Sweet 16 in 2000 and to the pinnacle of college basketball in 2006, the school's first NCAA Final Four in 20 years. Along the way he won the school's first ever division titles and won the first outright SEC title in 21 years.

Coach Brady arrived following in the unenviable position of taking over the program after Coach Dale Brown's 25 years but Brady came with a plan and while his early teams were undermanned, undersized and underdogs, the team played hard and gave the best of teams problems. But it was the little things that kept them from getting many wins.

Brady's teams would win two SEC titles, three division crowns and at one point had six consecutive winning seasons, the fourth longest streak of consecutive years with a positive overall record in the program's history.

In 2000, the Tigers advanced to the Sweet

16 as part of a 28-win season, the second most wins in school history. In 2005, LSU captured the Western Division title and came back the next year for a special season Tiger fans will always remember.

LSU won 14-of-16 conference games in 2006 to win the title. The Tigers would have success in the NCAA Tournament, defeating No. 1 Duke and No. 9 Texas to win the regional title mainly with a lineup homegrown in the city and the state of Louisiana.

The win over Duke marked the second time that Brady's Tigers defeated a standing No. 1 team as the Tigers also defeated No. 1 Arizona, 66-65, in December 2002 at the Maravich Center, only the second time No. 1 had gone down in the building.

A major part of the success of the LSU program at that time was player development. John Brady coached the SEC Player of the Year three times (Stromile Swift in 2000, Brandon Bass in 2005 and Glen Davis in 2006). He had the SEC Freshman of the Year four times (Torriss Bright in 2000, Brandon Bass in 2004, Glen Davis in 2005, Tyrus Thomas in 2006).

Brady, who ended his career as the third winningest and the third longest tenured coach in Tiger history, came to LSU after five years at Samford as head coach. Prior to that he had served successful stints at Mississippi State and UNO as an assistant coach. He is presently entering his fifth year as the head coach at Arkansas State.



Jamie Brandon

(Returnees in Bold)
A

ADCOCK, Joe (C) 1944-47
 ADGER, Sidney A. (C) 1935-36
 ALCORN, Mark (G) 1979-80
 ALLEN, Drexal (G) 1981-82
 ALLMAN, Marty (G) 1970-73
 ANDERSON, Justin (F), 1991-92
 ANDERSON, Willie (F), 1997-97
 ANNISON, Doug (F), 1992-93
 ARTHUR, Robert R. (C) 1959-60
 ATKINS, R. W. (G) 1919-22
 AUSTIN, Wayne (G) 1964-66

B

BAILEY, John (F) 1960-62
 BAILEY, Floyd (F-C) 1974-78
 BANKER, Kernan M. (F) 1933-35
 BANKSTON, Fred (G) 1945-46
 BARDWELL, D. D. "Sox" (C) 1929-32
 BARHAM, Joe Garnett E. (G) 1923-26
 BARNETT, Bert W. (C) 1946-47
 BARTUS, Joe E. (G) 1945-46
 BASS, Brandon (F), 2003-05
 BASS, Chris (G), 2008-12
 BASS, Raymond V. (C) 1938-42; 47-48
 BAUMAN, Jonnie (G) 1929-32
 BAUMER, Nat (F) 1968-69
 BEATTIE, Chris (G), 2009-10
 BEESON, Williard E. (G) 1933-37
 BELCHER, Don (F) 1951-55
 BELCHER, Jack (F) 1961-64
 BENNETT, (F) 1928-29
 BERGERON, J. Brian (G) 1978-81
 BERGMAN, Rusty (G) 1966-69
 BERNBROCK, Mark (G) 1968-69
 BERNHARD, James M. (G) 1943-44
 BESHARA, Brian (F) 1998-01
 BLACK, Tyrone (C) 1979-83
 BLAIR, L. N. "Buddy" (F) 1933-35
 BLANCHARD, E. A. (G) 1916-18
 BLANTON, Ricky (G) 1984-86; 87-89
 BLEVINS, Howard M. (G) 1929-32
 BOGGESS, Robert E. "Bob" 1947-51
 BOHANNON, W. W. "Bo" (C) 1934-36
 BOLTON, Dick (F) 1955-56
 BORGINI, Joe (F) 1959-60
 BORNER, Ray (C) 1981-82
 BORNMAN, D. L. "Squatty" (G) 1922-25
 BORNMAN, J. P. "John" (G) 1922-23
 BOSLEY, David (G) 1993-97
 BOUDREAUX, Harold (F) 1989-92
 BOWLING, W. Scott, Jr. (G) 1964-66
 BOWMAN, Sid S. "Stinky" (F) 1929-30
 BOZEK, Pete (F) 2000-02

Kenny Drost

Frank Brian


BOYD, Brent (G) 1975-76
 BOZEMAN, A. (G) 1939-40
 BOZEMAN, Charlie (C) 1938-41
 BOZEMAN, T. (G) 1938-41
 BRANCH, Malcolm (C) 1945-47
 BRANCH, W. (F) 1943-44
 BRANDON, Jamie (G), 1991-94
 BRANTLEY, John B. (G) 1970-72
 BRAYMAN, P. (F) 1952-53
 BREATHWIT, John (G) 1975-77
 BRIAN, Brad H. (G) 1964-67
 BRIAN, Frank (F) 1942-43; 1945-47
 BRIDGES, Kenneth (G) 1951-53
 BRIDGEWATER, Brad (C) 1998-00; 01-03
 BRIGHT, Torris (G) 1999-03
 BRILEY, C. 1915-16
 BRINKLEY, Mike (G) 1958-59
 BRITTON, C. E. (F) 1916-17
 BROCATO, Jim (G) 1946-47
 BROTHERTON, Paul P. (F) 1938-40
 BROWN, Dennis (G) 1983-85
 BROWN, Ernest (G) 1977-79
 BROWN, Lobdell P. 1925-26
 BROWN, Michael (F) 1975-76
 BROWN, Oliver (F) 1983-87
 BROWN, Ossie B. (F) 1943-44
 BROWN, Perry (F) 1929-30
 BROWN, Roland (F) 1932-34
 BRYAN, Arnold "Judge" (F) 1934-37
 BUCHANAN, F. "Buck" (F) 1937-40
 BUKUMIROVICH, Neboisha (G) 1984-88
 BURGE, Dick (G) 1939-40
 BURGE, Dennis F. "Pete" (C) 1932-34
 BURNETT, Jack (F) 1926-29
 BURNS, Lenear (F), 1990-91; 92-94
 BURTON, Kenny G. (F) 1944-45
 BUSH, Tim (F) 2002-03
 BUSHMAN, John C. "Jack" (F) 1936-39
 BUSSEY, Young (G) 1937-38

C

CAMPBELL, Andy (C) 1978-81
 CAMPBELL, Walter (F) 1977-78
 CANNON, (G) 1937-39
 CARD, Norman (C-F) 1961-64
 CARR, John (G) 1969-70
 CARTER, (F) 1913-14
 CARTER, Cedric (F) 1997-99
 CARTER, Howard (G-F) 1979-83
 CARTER, Maurice (G) 1995-99
 CAVETT, J. R. "Slick" (C) 1915-19
 CEASAR, Clarence (F), 1991-95
 CHANEY, John (F) 1940-43
 CHASE, Pat (G) 1964-66
 CHASE, Sam (G) 1961-64
 CHIDLEY, Steve (G) 1971-72
 CHIN BING, Allen (F) 1933-34

Wade Evans

Greg Cook


CLARK, 1908-10
 CLARK, Ned (F) 1951-55
 CLUNE, Joe (F) 1959-60
 COCKERHAM, J. H. (F) 1911-13
 COJOE, Theron (F) 1982-84
 COLLINS, A. H. "Rip" (G) 1945-47
 COLLINS, Tommy (G) 1957-59
 COMBS, Joe H. 1956-59
 CONKLIN, Tom J. (C) 1959-62
 CONLEY, Ocie (G) 1984-86
 COOK, Greg (C) 1976-77, 1978-81
 COOPER, (F) 1929-30
 COOPER, Darryl (G) 1998-99
 COOPER, Ellis O. (G) 1960-63
 COPPENS, Randy (G) 1974-77
 CORMIER, Jason (G) 1988-89
 COSTELLO, Joe (G-F) 1979-82
 CORLEY, Drew (F) 1967-69
COURTNEY, Jalen (F), 2010-
 CRAM, Steve (G) 1962-64
 CRAMER, Judd (G-F) 1963-64
 CRESS, Walker J. (G) 1937-39
 CRISCO, Jim (F) 1956-59
 CROMBERT, 1917-18

D

DABADIE, J. Levy, Jr. (F) 1943-44
 DALE, Wilton R. (F) 1943-44
 DARK, Alvin (G) 1942-43
 DARNALL, Mike (G) 1972-75
 DAVIES, Richard A. "Dick" (G) 1958-60
 DAVIS, E. M. 1935-36
 DAVIS, Glen (F), 2004-07
 DAVIS, Thomas (F) 2001-03
 DAY, Ned 1951-55
 DeARMOND, Duane (F) 1978-80
 DEAN, Joe (G) 1948-52
 DELAFIELD, Glenn A. (C) 1936-38
DEL PIERO, Andrew (C), 2011-
 DERENBECKER, Matt (G), 2010-11
 DEVALD, Randy (G) 1989-90
 DICKEY, 1928-29
 DIXON, 1913-15
 DOSHER, Woody (G) 1938-40
 DOUGHTY, Frank L. (G) 1937-38
 DOTSON, Aaron (G), 2009-11
 DOWLING, Duncan (F-G) 1961-63
 DROST, Kenny (G) 1964-67
 DRUMMOND, H. Maury (C-F) 1960-63
 DUGAS, C. J. Bobby (G) 1921-23
 DUPONT, John M. (F) 1911-13
 DUPONT, Lawrence H. (G) 1911-14
 DUPREE, Ronald (F) 1999-03
 DYSON, Dick (G) 1923-27

Lionel Green

Joe Dean

E

EARL, Lewis (F) 1996-98
 EAST, John (C) 1924-27
 EDMONDS, W. R. (F) 1916-17; 1921-22
 EDMONDSON, Mahion W (F) 1940-41
 EDWARDS, Glavis "Ike" (F) 1945-48
 ENGLAND, Matt (F) 1980-81
 ENGQUIST, John (F) 1972-74
 EVANS, Wade (F) 1972-74
 EVANS, W. Morton (C) 1910-13

F

FAHEY, Joe J. (G) 1954-56
 FARRER, Alex (G), 2006-10
 FATHERREE, Jesse (G) 1933-34
 FETTER, Bobby K. (G-F) 1961-64
 FILES, "Dude" (G) 1927-28
 FLESHMAN, David (G), 2004-06
 FORD, Deuce (G) 1995-96
 FREDERICK, E. (C) 1939-40
 FREEMAN, Mark P. (C) 1949-51
 FRESHLEY, Bob (C) 1951-54
 FREY, F. C. "Major" (G) 1919-20
 FULKERSON, Jack M. (C) 1940-43

G

GAHARAN, W. A. "Bill" (F) 1937-38
 GARAHAN, Les (F) 1927-30
 GARRISON, G. C. (F) 1927-28; 30-31
 GEYER, Randy (G-F) 1962-65
 GIACOMA, Ray (F) 1935-38
 GILBEAU, H. (F) 1924-25
 GILBERT, Charlie (C) 1933-34
 GILL, W. J. (G) 1915-17
 GIPSON, Sean (F) 1992-94
 GLADDEN, Sterling "Buck" (F) 1914-16
 GOEHRING, Kirk 1992-93
 GOWER, Bill (G) 1937-38
 GRAHAM, Delwan (F), 2008-
 GRAHAM, R. E. (G) 1939-42
 GRANT, Russell (G) 1987-89
 GRAY, Kenny (G) 1957-58
 GREEN, Al (G) 1978-79
 GREEN, Brian (F) 1999-03
 GREEN, Donald (G) 1982-83
 GREEN, Garret (F), 2007-08; 2009-11
 GREEN, Lionel (C) 1975-79
 GREEN, V. E. (C) 1913-14
 GREGORY, Sonny (F) 1949-52
 GREMILLION, E. (C) 1943-44

Mike Hansen


Ronnie Henderson



GREMILLION, James E. (C) 1946-47
 GRIDLEY, Bob (F-C) 1968-69
 GRIFFITH, Carroll (F) 1946-47
 GRIFFITH, Parker (G) 1986-88
 GRIGGS, Shawn (F) 1990-91
 GUGLIELMO, Gary (F) 1957-60
 GURVICH, (F) 1942-43

H

HAGUE, Perry "H" (G) 1917-21
 HAILE, Samuel W. "Red" (G) 1943-44
 HALL, Bob (G-F) 1944-46; 1948-49
 HALL, Jack (C) 1996-97
 HAMMONS, J. (G) 1935-38
 HAMMINK, Geert (C) 1988-89; 1990-93
 HANSEN, Glenn (F) 1973-75
 HANSEN, Mike (G), 1990-93
 HARRELL, Louis 1928-29
 HARRIS, Bucky (F) 1926-29
 HARRIS, Dennis (F), 2009-11
 HARRIS, Jack A. (F) 1932-35
 HAMILTON, Justin (C), 2011-12
 HATCHER, George R. (C) 1923-27
 HATHORN, Conley "Red" (G) 1935-38
 HAYES, R. S. "Suthie" (F) 1917-21
 HAYNIE, George (F) 1939-41
 HEARD, Mickey (F) 1973-74
 HELM, Newton C. "Dirty" (F) 1919-23
 HENDERSON, Larry (F) 1964-66
 HENDERSON, Ronnie (G) 1993-96
 HENNER, Tommy (G) 1969-70
 HENRY, Pete (C-F) 1965-67
 HEROMAN, Harry (F) 1963-66
 HERBST, J. (G) 1941-42
 HERRING, Randy (F) 1972-75
 HESS, Tom (G) 1969-72
 HESTER, Danny (F) 1968-70
 HICKMAN, Richard F. (G) 1967-70
HICKEY, Anthony, G 2011-
 HIGGS, Kenny (G) 1974-78
 HIGH, Willie (G-F) 1975-76
 HIGHTOWER, C. W. (F) 1910-11
 HIMES, Levi A "Lee" (F) 1909-12
 HIMES, (G) 1915-16
 HINES, Ray (C) 1959-60
 HOLLOWAY, Graves (C) 1947-49
 HOLT, Dick (C) 1953-56
 HOOVER, Winson F. (G) 1946-47
 HOOVER, W. (C) 1943-44
 HOSKINS, Dick, Jr. (G) 1942-44
 HOUTZ, "Jakey" 1910-11
 HOWELL, R. B. "Bilikien" (C) 1909-12
 HUDSON, Antonio (G), 2001-05
 HUDSON, John W. (G) 1959-61
 HUFFMAN, Gary (F) 1974-76
 HULTBERG, Jordy (G) 1976-80
 HUNT, 1917-18

Leonard Mitchell



Ralph Jukkola



I
 IGAU, Hubert C. (F) 1924-27
 IRVIN, Fess (G) 1986-88
 IRWIN, 1909-10
 ISLEY, Nelson (G) 1970-71
 ISSAC, John (G), 2011-12
 IVES, Clarence A. "Fatty" (C) 1917-22

J

JACKSON, A. W. "Gus" (G) 1924-25
 JACKSON, Chris (G) 1988-90
 JACKSON, Glover (C) 1993-94
 JACKSON, Howard W. (G) 1936-39
 JACOBS, Stan J. (F) 1958-61
 JACOBSON, Taylor (G), 2009-
 JENNINGS, Frank (F) 1946-47
 JOE, Darryl (G) 1986-88
 JOHNSON, Alonzo (C) 1994-95
 JOHNSON, Byron (C) 1947-52
 JOHNSON, C. B. (F) 1909-12
 JOHNSON, Chris (F), 2005-09
 JOHNSON, F. (G) 1929-32
 JOHNSON, G. (F) 1947-48
 JOHNSON, Joe (G) 1983-84
 JOHNSON, Kent (F) 1968-70
 JOHNSON, Melvin F. (G) 1911-15
 JOHNSON, Paul (G) 1992-93
 JOHNSON, Steffond (F-C) 1981-84
 JOHNSON, Tex (C) 1924-27
 JONES, Bob (F) 1923-26
 JONES, Johnny (G) 1980-84
 JONES, L. (F) 1920-22
 JONES, Leslie V. (F) 1952-55
 JONES, Wally (G) 1944-45
 JOSEPHSON, (G) 1940-41
 JOURNEY, Beau (G) 1932-35
 JOVANOVIICH, Zoran (C) 1985-86
 JUUKKOLA, Ralph (F) 1966-69

K

KAMMER, Marty (G) 1955-56
 KAUFFMAN, Jim (G) 1937-38
 KEENE, Howard (F) 1961-63
 KEENY, J. R. (F) 1908-09
 KELLY, G (F) 1931-33
 KENT, John (G) 1946-47
 KILPATRICK, (G) 1919-20
 KINGERY, Wayne (G) 1944-45
 KINSLEY, Zach (G) 2008-10
 KISTLER, Brian (F) 1980-82
 KIZER, Roland C. "Chesty" (F) 1921-23
 KOUNDJIA, Regis (F), 2003-04
 KNUDSON, Jim (G) 1971-72
 KRAJEWSKI, Richard (C) 1988-91

Bill Newton



Ed LeBlanc



L
 LALLY, Mike F. (C-F) 1908-11
 LAMONT, Randy (C) 1967-69
 LAZARE, Darnell (F) 2003-07
 LEDOUX, Marqus (F) 1998-99
 LANG, Bob (F) 1969-70
 LANIER, Harold A. 1928-29
 LARCADE, J. A. (G) 1908-09
 LARKIN, M. "Slim" (C) 1929-31
 LEA, D. (G) 1945-46
 LEATHERS, W. D. "Bill" (F) 1934-37
 LeBLANC, Ed (C) 1972-76
 LANDRY, Brandon (G) 1998-01
 LEE, Bill (F) 1952-55
 LEFEVRE, Frank (C) 1974-77
 LEGLER, Chuck (C-F) 1966-69
 LEOPOLD, J. T. (F) 1917-18
 LESHER, L. R. (F) 1910-11
 LESTER, Ed. F. Jr. (F) 1944-45
 LEWIS, P. B. (G) 1909-10
 LEWIS, Cecil Ray (F) 1959-62
 LEWIS, William S. "Bill" (G) 1916-17
 LINDSEY, Clyde H. (F) 1944-46
 LINDSEY, Jim (F) 1948-51
 LINDSEY, Lloyd Leon (C) 1935-38
 LITTON, O. B. 1909-10
 LIVINGSTON, Randy, (G) 1994-96
 LLOREDA, Jaime (F), 2002-03
 LOBBELL, William Y. (F) 1931-32
 LOE, Ralph (C) 1972-73
 LOFTIN, J. T. (G) 1942-43
 LOFTIN, Bill (F) 1957-58
 LOFTIN, Bob (F) 1957-59
 LONG, Earl (F) 1958-59
 LOUGHMILLER, Don (G) 1951-54
 LUDWIG, Bobby (F) 1942-43; 45-48
LUDWIG, Eddie (F), 2009-
 LUKER, J. B. (G) 1928-31
 LUPCHO, Rich S. (G) 1967-69
 LYLE, Mel (F) 1946-47

M

McARDLE, Benny J. (G) 1951-54
 McCAIN, R. R. (G) 1955-56
 McCARSON, Paul (G) 1954-55
 McDONALD, Ben (F) 1986-87
 McDOWELL, "Red" (G) 1941-42
 McDUFF, (G) 1923-25
 McFARLAND, Reggie A. (G) 1918-23
 McGEHEE, Webb (G) 1927-30
 McKENZIE, Kyle (G) 1987-89
 McLEOD, James (G) 1941-42
 McLoughlin, Bob (G) 1961-62
 McMANUS, (C) 1940-41
 McMORRIS, Vernon D. (G) 1943-44
 McNEILY, James (F) 1951-55
 MACKLIN, Durand (F) 1976-78; 79-81

Eddie Palubinskas



Ethan Martin




MADISON, Dave (G) 1940-43
 MAGEE, Norman (G) 1951-55
 MAGRUDER, 1909-10
 MAILE, Dick (F) 1962-65
 MANCE, Omar-Seli (G) 1998-99
 MARAVICH, Josh (G), 2002-05
 MARAVICH, "Pistol" Pete (G) 1967-70
 MARSHALL, Paul (G), 1991-92
 MARTIN, Ethan (G) 1977-81
 MARTIN, Ken G. (F) 1955-56
 MARTIN, Terry (G), 2006-09
 MASCIA, David (G), 1991-92
 MASON, C. C. "Charlie" (C) 1925-27
 MASON, Dameron (F), 2006-07
 MATTIENZO, (G) 1908-09
 MATTICK, Rick (C) 1976-79
 MAYOCK, Dan (F) 1968-69
 MEADOR, Bob J. (F) 1949-51
 MENRELL, Dick (F) 1946-48
 MERLE, Dom A. (F) 1955-58
 MERRILL, Richard L. (F) 1947-48
 MICHAELIS, Bill (G) 1943-44; 46-49
 MIDDLEBROOK, (F) 1919-20
 MILANOVIICH, Paul (G) 1967-68
 MILEY, Harry L. (G) 1944-45
 MILLER, Herd J. (C) 1944-45
 MILLER, Nolen C. "Babe" (G) 1933-36
 MILLER, Robert "Bob" (G-F) 1975-77
 MINOR, Tack (G), 2003-05, 07
 MITCHELL, Darrel (G), 2002-06
 MITCHELL, Leonard (F-C) 1980-84
 MITCHELL, Tasmin (F) 2005-07; 08-10
 MIXON, Butch (G) 1958-59
 MELTNER, Robert (G) 1957-59
 MOORE, Bill (G) 1944-45
 MOREY, Dale E. (F) 1939-42
 MOSCOVITZ, Danny (G), 1990-91
 MOSELEY, V. (F) 1909-13
 MOUTON, Lyle (G) 1987-89
 MUNSON, Wayne (F) 1957-59
 MURPHY, Gene A. (F) 1947-51
 MURPHY, Mike (F) 1964-65
 MURRAY, C. C. (F) 1943-44
 MUTAVDZIC, Misha (C) 1994-96

N

NABORS, Gene (G) 1995-96
 NATTIN, George L., Jr. (G) 1959-62
 NELTNER, Ross (F), 2003-05
 NESON, Guy W. (C) 1929-32
 NEWMAN, Donald (G) 1975-76
 NEWTON, Bill R. "Fig" (F) 1969-72
 NOLLEY, Landers (G/F) 1994-96
 NOTO, J. J. (G) 1923-24

T.J. Pugh



Don Redden

Jerry Reynolds

Apple Sanders

DeWayne Scales


O

O'BRYAN III, Johnny, (F), 2011-

OCHS, . . . (F) 1945-46
 O'NEAL, Shaquille (C) 1989-92
 O'QUINN, Leon (F) 1913-15
 OWENS, Andre (G) 1992-94
 OWEN, Chester (F) 1946-47
 OZBURN, Joe (G) 1948-51

P

PALFI, Djole (F) 1994-95
 PALMER, . . . (F) 1918-19
 PALUBINSKAS, Eddie (G) 1972-74
 PAYNE, . . . (G) 1913-15
 PEARCE, Clyde (F) 1913-17
 PERKINS, Greg (G) 1982-83
 PETTIT, Robert L. "Bob" (C) 1951-54
 PHARES, Jack (G) 1924-28
 PHILLIPS, W. J. (G) 1908-11
 PIAZZA, Doug (F) 1963-64
 PICOU, John (G) 1990-92
 POE, F. E. (F) 1929-30
 POPULIST, Daron (G), 2009-11
 POTTS, Chico (G) 1997-98
 PUGH T.J. (G) 1990-92

Q

QUIONEZ, 1918-19

R

RABENHORST, O. "Dudey" (G) 1918-19
 RABORN, Tommy (F) 1957-61
 RAGUS, Leonard A. (G) 1959-60
 RAISOR, Phil (G) 1958-60
 RAMIREZ, M. (F) 1943-44
 RAMSDEN, Dave K. (C) 1966-69
 RANDOLPH, Anthony (F) 2007-08
 RASMUSSEN, Bob (F) 1966-67
 RAYMOND, Chris (G) 1972-74
 REDDEN, Don (G-F) 1982-86
 REILLY, Charlie S. (F) 1909-12
 REYNOLDS, Jerry (F-G) 1982-85
 RILEY, Red (G) 1917-22
 RITTNER, Perrin (F) 1949-51
 ROACH, Danny (F) 1961-62
 ROBERT, Charley (F) 1951-53
 ROBERTS, Stanley (C-F) 1989-90
 ROLAND, Lamont (G) 1999-01
 ROLLE, Magnum (F) 2005-07
 ROSS, A. L. (F) 1912-14
 RUBCHENKO, Roman (F) 1992-96
 ROY, R. S. (F) 1917-18

Derrick Taylor

Jose Vargas

Anthony Wilson

Bernard Woodside


RUDOLPH, Gus (F) 1978-80
 RUSHING, Troy E. (F) 1953-57
 RYAN, Warren F. "Pat" 1908-09

S

SAMUELS, H. J. (F) 1931-34
 SANBORN, . . . (G) 1929-32
 SANDERS, Al T. "Apple" Jr. (G) 1945-47
 SANDERS, "Little Apple" III (C) 1969-72
 SANDERS, J. Y. (G) 1908-11
 SAXON, Jimmy (F) 1925-28
 SAYLOR, Doug (G) 1974-76
 SCALES, DeWayne (F) 1977-80
 SCHAPER, John N. (F) 1970-72
 SCHIELE, Chester (G) 1947-48
 SCHIELE, Joe (F) 1945-48
 SCHULTZ, Darrell (G) 1950-53
 SCOTT, Garrick (C), 1994-96
 SCOTT, Lester (G) 1988-89
 SEBASTIAN, Don J. (G) 1952-56
 SEBASTIAN, J. D. (G) 1919-20
 SHARP, . . . (G) 1929-30
 SHEPPARD, Nick (C) 1995-97
 SHIRLEY, Calvin S. "Buddy" (G) 1965-67
 SHOCKEY, Jere (F) 1969-71
 SHOWS, W. (F) 1941-43
 SHUMAKER, Steve (C) 1967-68
 SIENER, Carl (C) 1971-74
 SIGLER, Roger W. (F) 1953-57
 SIMMONS, Terrance (G) 1996-97
 SIMOES, Paulo (G) 1986-88
 SIMPSON, Gary (G) 1970-71
 SIMS, Billy (F) 1942-43
 SIMS, Keith (G) 1944-45
 SIMS, Wayne (F) 1987-91
 SIMS, Willie (G) 1977-81
 SINGLETON, Vernel (C) 1988-92
 SLOANE, LeGrand W. (F) 1942-43
 SMITH, Allen (G) 1959-60
 SMITH, Jabari (C) 1998-00
 SMITH, Nick (F) 1925-28
 SMITH, Terry (G) 1965-66
 SMITH, Tom (G) 1930-33
 SMITH, 1909-10
 SPENCER, Bo (G), 2007-10
 SPENCER, Duane (F) 1995-96
 SPILLER, S. (G) 1909-10
 SQUIRES, . . . (F) 1929-30
 STANFEL, Rich (C) 1982-83
 STAYTON, BIII (G) 1931-33
 STEPHENS, Reed (F) 1947-48
 STEVENS, Ed (G) 1930-31
 STEVENS, Norman G. "Steve" (G) 1922-26
 STONE, Orval (F) 1949-51
 STOREY, M. (G) 1937-38
STRINGER, Andre (G), 2010-
 SWIFT, Stromile (F) 1998-00

T

TANNEHILL, George M. (F) 1928-31
 TANNEHILL, T. (C) 1930-32
 TARASOVIC, George (F) 1951-52
 TAYLOR, Derrick (G) 1981-82; 83-86
 TAYLOR, Jeff (G) 1971-73
 TAYLOR, H. A. "Red" (F) 1927-28
 TEMPLE, Collis (C) 1971-74
 TEMPLE III, Collis (G) 1999-03
 TEMPLE, Garrett (G), 2005-09
 TERREBONNE, Greg (G), 2006-08
 THIGPEN, Tommy P. (C) 1964-67
 THOMAS, Quenton (G) 1994-95
 THOMAS, Tyrus (F), 2005-06
 THOMPSON, Charlie (G) 2000-04
 THOMPSON, Dick (G) 1947-51
 THOMPSON, T. (C) 1938-40
 THORNALL, Bill (F) 1942-43
 THORNTON, Marcus (G), 2007-09
 THORNTON, Quintin (F), 2007-09
 THORNTON, Sam B. 1922-23
 TIPTON, Wayne (F-G) 1964-67
 TITUS, Brandon (G) 1992-94
 TONKOVIICH, Dawn (G) 1971-74
 TONN, R. W. "Ruddy" Jr. (F) 1930-32
 TORRANCE, Jack (C) 1931-34
 TRACEY, Dennis (G) 1988-90
 TRIBBETT, Jeff A. (G) 1967-70
 TRICHELLE, Bert (F) 1935-36
 TUCKER, Reggie (G) 1997-98
 TUDDOR, Bobby (F) 1954-55
 TUDDOR, John (G-F) 1980-84
 TURK, Dave (F) 1962-63
 TURNER, Ralston (G), 2010-12
 TURNLEY, J. E. "Bob" (G) 1943-44

U

UFFMAN, Kenneth (F) 1947-48
 USSERY, Stephen (F) 1988-89

V

VANCE, Damon (C) 1983-84
 VANCE, Griff D. (F) 1938-41
 VARGAS, Jose (C) 1984-88
 VOIGHT, Ken L. Jr (G) 1966-68
 VOOGD, Ben (G), 2005-07

W

WADE, Malcolm "Sparky" (G) 1932-35
 WALDEN, Henry E. (C) 1912-15
 WALTERS, BIII (G) 1942-43; 45-47

WALTERS, Jack (F) 1935-36

WALTON, Adam (F) 1995-97
 WARNER, Jack (G) 1996-97; 99-00
 WARREN, Storm (F), 2008-12
 WASHINGTON, Rogers (F) 1995-97
 WEBB, Charlie L. (G) 1942-43; 45-47
 WEBER, S. R. "Chink" (G) 1922-23
 WELCH, Jim (C) 1936-37
 WELLS, Wendell Wally (G) 1934-37
 WESLEY, Bob (F) 1952-53
 WHIPPLE, Xavier (G) 2001-05
 WHITE, Hamp (G) 1963-65
 WHITE, H. H. (G) 1915-16
 WHITE, Joe (C) 1955-57
 WHITE, Malcolm (F), 2010-12
 WHITEHURST, Charles (F) 1954-55
 WHITTLE, Bill (F) 1970-73
 WILKINSON, J. P. (G) 1912-16
 WILKINSON, W. Scott (G) 1913-17
 WILKINSON, (C) 1924-25
 WILLIAMS, Jermaine (F) 1998-02
 WILLIAMS, John (F) 1984-86
 WILLIAMSON, Maurice (G) 1989-90; 91-93
 WILSON, Anthony (G) 1983-87
 WILSON, Bill L. (C) 1962-65
 WILSON, Edwin (G) 1985-86
 WILSON, Jason (F) 2000-02
 WILSON, Les (G) 1926-29
 WILSON, Nikita (C-F) 1983-87
 WOLF, Sidney "Izzy" 1918-19
 WOLFERT, Paul (F), 2002-05
 WOLFERT, Rick (C) 1972-73; 1974-75
 WOLFF, Dennis (G) 1973-75
 WOLFE, Jamaal (G) 1998-99
 WOMACK, Leroy (F) 1996-97
 WOODSIDE, Bernard (F) 1985-88

Y

YATES, Robert P. (G) 1947-51
 YOUNG, JueMichael (F) 2001-02

Z

ZIEGLER, Lonnie (C) 1965-66
 ZINSER, Paul (G) 1953-55

This list represents basketball lettermen since LSU began basketball in 1908-09. The sports information office will appreciate your assistance in correcting any errors. Send all corrections or additions to Kent Lowe, P. O. Box 25095, Baton Rouge, La., 70894

While some of the jersey numbers listed date back to the 1930s, records are somewhat incomplete through the 1950s. If you have changes, additions or corrections, please send them to Basketball SID Kent Lowe at clowe@lsu.edu for future updates.

0

Glen Davis, 2006-07

00

Brian Green, 2000-01-02-03

Omar Seli-Mance, 1999

Hernan Montenegro, 1988

1

Anthony Hickey 2012-

Tasmin Mitchell, 2006-07-08-09-10

Regis Koundjia, 2005

Tony Gipson, 2003-04

2

Johnny O'Bryant III 2012-

Chris Beattie, 2010

Delwan Graham, 2009

Dameon Mason, 2007-08

Darrel Mitchell, 2003-04-05

Brian Beshara, 2000-01

3

Garrett Green, 2010-11

Anthony Randolph, 2008

Tack Minor, 2004-05-06-07

Torris Bright, 2000-01-02-03

Jaamal Wolfe, 1999

Reggie Tucker, 1998

Doug Annison, 1993-94

4

Chris Bass, 2009-10-11-12

Ben Voogd, 2006-07

Regis Koundjia, 2004

JueMichael Young, 2002

Stromile Swift, 1999-00

Gene Nabors, 1996-97

Jamie Brandon, 1992-93-94

Fess Irwin, 1987-88

Joe Schiele, 1947

5

Malcolm White, 2011-12

Marcus Thornton, 2008-09

Mildon Ambres, 2004

Robert Royal, 2001

Jamal Harrison, 2001

DeJuan Collins, 1998

Lester Earl, 1997

Landers Nolley, 1995-96

Andre Owens, 1993-94

Justin Anderson, 1992

Frank Jennings, 1947

10

Andre Stringer , 2011-12

Daron Populist, 2010

Greg Terrebonne, 2007-08

David Fleshman, 2005-06

Charlie Thompson, 2001-02-03-04

Rhodaria Caston, 1998

David Bosley, 1994-95-96-97

Maurice Williamson, 1990-92-93

Parker Griffith, 1987-88

Derrick Taylor, 1982-84-85-86

Willie Sims, 1978-79-80-81

Bob Miller, 1976-77

Eddie Palubinkas, 1973-74

11

Bo Spencer, 2008-09-10

Josh Maravich, 2003-04-05

Brandon Landry, 1999-00-01

Djole Palfi, 1995

Mike Hansen, 1991-92-93

Anthony Wilson, 1984-85-86-87

Drexal Allen, 1982

Mark Alcorn, 1980-81

Al Green, 1979

Kenny Gray, 1958

Roger Sigler, 1956-57

Charlie "Bubba" Webb, 1947

12

Ronald Martin, 2012

Aaron Dotson, 2010

Tyrus Thomas, 2006

Ronald Dupree, 2000-01-02-03

Darryl Cooper, 1999

Sean Gipson, 1993-94

John Picou, 1991-92

Lester Scott, 1989

Darryl Joe, 1987-88

Johnny Jones, 1981-82-83-84

Joe Combs, 1958

Troy Rushing, 1955

Frank Brian, 1947

13

Eddie Ludwig, 2010-11-12

Terry Martin, 2007-08-09

Pete Bozek, 2001-02

Dennis Tracey, 1989-90

Todd Kinchen, 1988

John Hudson, 1960-61

14

Courtney, Jalen, 2011-12

Garrett Temple, 2006-07-08-09

Jaime Lloreda, 2003-04

Quenton Thomas, 1995-96

Kyle McKenzie, 1988-89

Edwin Wilson, 1986

Donald Green, 1983

Matt England, 1981-82

Stanley Jacobs, 1960-61

15

Dennis Harris, 2010-11

Magnum Rolle, 2006-07

Jeremy Comeaux, 1998

Deuce Ford, 1996

Ocie Conley, 1985-86

Joe Johnson, 1984

Ray Borner, 1982

Ray Vallery, 1956

Don Belcher, 1953-54-55

17

James Gremillion, 1947

20

Kinsley, Zach, 2009-10

Garrett Green, 2008

Tim Bush, 2003

Leroy Womack, 1997-98

Ronnie Henderson, 1994-95-96

T. J. Pugh, 1991-92

Jason Cormier, 1989

Neboisha Bukumirovich, 1985-86-87-88

John Tudor, 1981-82-83-84

Jordy Hultberg, 1977-78-79-80

Donald Newman, 1976

Randy Herring, 1974-75

Jim Knudsen, 1972

Tommy Henner, 1970

Mark Bernbrock, 1969

Ken Voigt, 1967-68

Tommy Collins, 1959

Bill Walters, 1946

Abner Wimberly, 1944

Griff Vance, 1941

Tommy Thompson, 1939

Glenn Delafield, 1937

21

Matt Derenbecker, 2011

Chris Johnson, 2006-07-08-09

Courtney Trask, 2003

Jermaine Williams, 2000-01-02

Brian Beshara, 1999

Randy Livingston, 1995-96

Lenear Burns, 1990-91-92-93-94

Lyle Mouton, 1988-89

Dennis Brown, 1984-85-87

Ethan Martin, 1978-79-80-81

Doug Saylor, 1975-76-77

Tommy Raborn, 1958

Don Loughmiller, 1953-54

Humberto Ramirez, 1944

Jack Bushman, 1937

22

Ralston Turner, 2011-12

Taylor Jacobsen, 2010

Darrel Mitchell, 2006

Xavier Whipple, 2002-03-04-05

Maurice Carter, 1996-97-98-99

Clarence Ceasar, 1992-93-94-95

Shawn Griggs, 1991

Russell Grant, 1988-89

Greg Perkins, 1983

J. Brian Bergeron, 1979-80-81

Kenny Higgs, 1975-76-77-78

Wade Evans, 1973-74

Ray Lewis, 1960

Wayne Monson, 1958

Troy Rushing, 1956-57

Jim McNeily, 1954-55

Gene Murphy, 1949-50

Vernon McMorris, 1944

23

Pete Maravich, 1968-69-70
 Tom Collins, 1958
 Charlie Seitz, 1957
 Don Sebastien, 1954-56
 Joe Ozburn, 1949-51
 Jim McLeod, 1943
 George Haynie, 1941
 Felix Buchanon, 1938
 Ray Giacom, 1936-37
 Sparky Wade, 1935

Note: Pete Maravich's number retired in 1970

24

Storm Warren, 2009-10-11-12
 Terrence Simmons, 1997
 Paul Johnson, 1993
 Vernel Singleton, 1989-90-91-92
 John Williams, 1985-86
 Leonard Mitchell, 1981-82-83-84
 Len Breda, 1977-78
 Brent Boyd, 1976
 Dennis Wolff, 1974-75
 Jeff Taylor, 1972-73
 Gary Simpson, 1971
 Richard Hickman, 1968-69-70
 Brad Brian, 1967
 Buddy Shirley, 1966
 Pat Chase, 1965
 Sam Chase, 1962-63-64
 Mahon Edmondson, 1961
 Phil Raisor, 1960
 Bobby Yates, 1949
 Keith Sims, 1945
 Dave Madison, 1942
 Conley Hathorn, 1936-37-38
 Ben Journeay, 1935

25

Daron Populist, 2011
 Ross Chouest, 2002
 Louis Earl, 1997-98
 Brandon Titus, 1993-94
 Paul Marshall, 1992
 Danny Moscovitz, 1991
 Chris Carrier, 1986
 Joe Costello, 1979-80-81-82
 Randy Coppens, 1975-76-77
 Dawn Tonkovich, 1972-73-74
 John Brantley, 1971
 John Carr, 1970
 Rusty Bergman, 1968-69
 Kenny Drost, 1965-66
 Bob Fetter, 1961-62-63-64
 Dick Davies, 1959-60
 Dick Thompson, 1949-50-51
 James McLeod, 1942
 Wendell Wells, 1937

26

Talmadge Bozeman, 1940
 Glenn Delafield, 1938

27

Elliot Gremillion, 1944
 Raymond Bass, 1942
 Tommy Thompson, 1940
 Woodie Doshier, 1939
 Nolan Miller, 1935, 1936

28

Glavis Edwards, 1946
 Ed Lester, 1945
 LeGrand Sloane, 1943
 Felix Buchanon, 1940
 Dick Burge, 1939
 Jack Bushman, 1938

29

Edgar "Bud" Turnely, 1944
 John Chaney, 1941-43
 Howard Jackson, 1937
 Audley MacDonald, 1936
 Jack Harris 1935

30

Alex Farrer, 2006-07-08-09-10
 Brandon Bass, 2004-05
 Chico Potts, 1998
 Stephen Ussery, 1989
 Bernard Woodside, 1986-87-88
 Theron Cojoe, 1983-84
 Brian Kistler, 1981-82
 Frank Lifetree, 1977-78
 Michael Brown, 1976
 John Enguist, 1973-74
 Tommy Hess, 1970-71-72
 Rick Lupcho, 1968-69
 Buddy Shirley, 1967
 Scott Eowling, 1966
 Judd Cramer, 1964
 George Nattin, 1960-61-62
 Wayne Monson, 1959
 Wilton Dale, 1944
 Dave Madison 1943
 Willie Morgan, 1940-41
 Arnold Bryan, 1937
 Bert Trichel, 1936
 Buddy Blair, 1935

31

Jermaine Williams, 1999
 Oliver Brown, 1984-85-86-87
 DeWayne Scales, 1978-79-80
 Mark Smyth, 1977
 Al "Little Apple" Sanders, 1970-71-72
 Ralph Jukkola, 1967-68-69
 Wayne Austin, 1965-66
 Doug Piazza, 1964
 Maury Drummond, 1961-62-63
 Joe Borgini, 1960
 Bobby Lowther, 1943
 W. Shows, 1942
 Frank Doughtry, 1938

32

John Isaac, 2012
 Quintin Thornton, 2008-09
 Paul Wolfert, 2003-04-05

Willie Anderson, 1998-99
 Nick Shepherd, 1996-97
 Harold Boudreaux, 1990-91-92
 Paulo Simoes, 1987-88
 Damon Vance, 1984-85
 Howard Carter, 1980-81-82-83
 Ernest Brown, 1979
 Gary Huffman, 1975-76
 Mickey Heard, 1974
 Terry Smith, 1966
 Randy Geyer, 1964-65
 Ray Lewis, 1962
 Lynn Moon, 1959
 Charley Robert, 1953
 Bobby Boggess, 1949-50-51
 Dick Merrel, 1948
 Clyde Lindsey, 1946
 Hear Miller, 1944
 William Walters, 1943
 Sid Auger, 1936

33

Marqus LeDoux, 1999
 Glover Jackson, 1994
 Shaquille O'Neal, 1990-91-92
 Ricky Blanton, 1985-86-87-88-89
 Steffond Johnson, 1982-83-84
 Walter Campbell, 1978-79
 John Breathwit, 1976-77
 Mike Darnall, 1974-75
 Steve Chidley, 1972
 Jere Shockey, 1971
 Jeff Tribett, 1968-69-70
 Kenny Drost, 1967
 Brad Brian, 1965-66
 Steve Cram, 1964
 Ellis Cooper, 1961-63
 Butch Mixon, 1959
 Lynn Moon, 1957-58
 Bob Freshley, 1953-54
 Orval Stone, 1950
 Ray Bass, 1949
 Dick Harris, 1944
 Jack Fulkerson, 1942
 Walker Cress, 1937
 Lloyd Lindsey, 1935
 Note: Shaquille O'Neal's number retired in Dec. 2000

34

Glen Davis, 2005
 Mildon Ambres, 2003
 Cedric Carter, 1998-99
 Alonzo Johnson, 1995
 Randy Duvall, 1990
 Tyrone Black, 1980-81-82-83
 John Shaper, 1971-72
 Kent Johnson, 1970
 Chuck Legler, 1968-69
 Dave Ramsden, 1967
 Harry Heroman, 1964-65-66
 Dave Turk, 1963
 Ray Lewis, 1960-61
 Carey Guglielmo, 1958
 R. R. McCain, 1957
 Paul Zinser, 1954-55
 Joe Dean, 1950-51
 Bill Michaelis, 1949
 Winson Hoover, 1944

35

Darnell Lazare, 2004-05-06-07
 Rogers Washington, 1996-97-98
 David Mascia, 1993
 Chris Jackson, 1989-90
 Jerry Reynolds, 1983-84-85
 Lionel Green, 1976-77-78-79
 Glenn Hansen, 1974-75
 Bill Whittle, 1971-72-73
 Danny Hester, 1969-70
 Chuck Legler, 1967
 Larry Henderson, 1965-66
 Jack Belcher, 1964
 Ray Hines, 1960
 Carey Guglielmo, 1959
 Dom Merle, 1957-58
 Dick Holt, 1956
 Norman Magee, 1953-54-55
 Bob Meador, 1949-50-51
 Jim Welch, 1937
 Kernan Banker, 1936

36

Bill Bohannon, 1936

37

Doc Floyd, 1937
 Buster Bryan, 1936

38

W. D. Leathers, 1935-36-37

39

Willard Beeson, 1936

40

Brian Helquist, 1999
 Durand "Rudy" Macklin, 1977-78-79-80-81
 Paul Kates, 1976
 Carl Siener, 1972-73-74
 Bob Lang, 1970
 Paul Milanovich, 1968
 Wayne Tipton, 1965-66
 Steve Cram, 1963
 Bob McLoughlin, 1962
 Stan Jacobs, 1959
 Bob Loftin, 1958
 Bill Lee, 1954
 Sonny Gregory, 1950
 Jack Hall, 1949
 Wendell Well, 1936
 Note: Rudy Macklin's uniform with No. 40 retired in February 2010.

41

Justin Hamilton, 2012
 Ross Neltner, 2005
 Collis Temple III, 1999-00-01-02-03
 Duane Spencer, 1996-97
 Richard Krajewski, 1989-90-91
 Nikita Wilson, 1984-85-86-87
 Rick Mattick, 1977-78-79-80
 Collis Temple, Jr., 1972-73-74
 Nelson Isley, 1971
 Jere Shockey, 1969

Bob Grdley, 1968
 Wayne Tipton, 1967
 Pat Chase, 1966
 Ronnie Register, 1965

42

Antonio Hudson, 2002-03-04-05
 Bob Hall, 1997
 Ben McDonald, 1987-88
 Edwin Wilson, 1986
 Duane DeArmond, 1977-78-79-80
 Willie High, 1976
 Marty Allman, 1971-72-73
 Steve Shumaker, 1968
 Bob Rasmussen, 1967
 Hamp White, 1964-65
 Jim Lindsey, 1949-50

43

Lamont Roland, 2000-01
 Misha Mutavdzic, 1995-96
 Geert Hammink, 1989-90-91-92-93
 Jose Vargas, 1985-86-87-88
 Greg Cook, 1978-79-80-81
 Frank LeFevre, 1975
 Ralph Loe, 1973
 Bill Newton, 1970-71-72
 Dave Ramsden, 1969
 Randy LaMont, 1968
 Pete Henry, 1966
 Dick Maile, 1963-64-65
 Norman Card, 1962
 Allen Smith, 1960
 Stan Jacobs, 1959
 Bill Loftin, 1958
 Ken Marten, 1956
 Les Jones, 1953-54
 Perrin Rittner, 1950

44

Thomas Davis, 2002-03
 Jason Wilson, 2001
 Adam Walton, 1995-96-97
 Kirk Goehring, 1993
 Wayne Sims, 1988-89-90-91
 Don Redden, 1983-84-85
 Andy Campbell, 1978-79-80-81
 Scott Spencer, 1977
 Ed LeBlanc, 1973-74-75-76
 Tommy Thigpen, 1965-66-67
 Norman Card, 1964
 Howard Keene, 1962-63
 Raymond Arthur, 1961
 Joe Clune, 1960
 Jim Crisco, 1957-58-59
 Byron Johnson, 1949-50
 Bob Meador, 1948

45

Aaron Dotson, 2011
 Ross Neltner, 2004
 Jack Warner, 1997-98-99-00-01
 Roman Rubchenko, 1993-94-95-96
 Zoran Jovanovich, 1985-86
 Rick Stanfel, 1983
 Gus Rudolph, 1979-80

Floyd Bailey, 1975-76-77-78
 John Brantley, 1972
 Drew Corley, 1967-68-69
 Lonnie Ziegler, 1965
 Bill Wilson, 1963-65
 Tom Conklin, 1961-62
 Phil Raisor, 1959
 Mark Freeman, 1950
 Graves Holloway, 1949

50

Bob Pettit, 1952-53-54
 Joe Combs, 1959
 Note: Bob Pettit's number retired in 1954

51

Shawnon Johnson, 2003
 Jason Wilson, 2002
 Scott Bowling, 1965
 Randy Geyer, 1963
 John Bayley, 1961-62
 Carey Guglielmo, 1960

52

Jabari Smith, 1999-00
 Jeremy Comeaux, 1998
 Duncan Dowling, 1963
 Tommy Raborn, 1959-60
 Joe Fahey, 1955-56
 Benny McArdle, 1953-54
 Darrell Schultz, 1951

53

Stanley Roberts, 1990
 Jack Blecher, 1962-63
 Bob Loftin, 1959

54

Brad Bridgewater, 1999-00-02-03
 Garrick Scott, 1995-96
 Norman Card, 1963
 Duncan Dowling, 1962
 Tom Conklin, 1961
 Earl Long, 1959
 Joe White, 1956
 Ned Clark, 1954-55

55

Andrew Del Piero, 2012
 Kenneth Bridges, 1953

LSU Athletic Hall of Fame

The LSU Athletic Hall of Fame is one of the most prestigious athletic clubs that recognizes only the best and brightest of LSU athletes. All student-athletes in the LSU Athletic Hall of Fame must have received their degree at LSU to be eligible.

In 2007, a new category was added to allow coaches and administrators into the LSU Hall of Fame. That allowed both coach Harry Rabenhorst and trainer Dr. Marty Broussard to enter the prestigious hall in 2008.

Listing includes just the members of the Hall of Fame involved in LSU Basketball:

Malcolm "Sparky" Wade – Inducted in 1937

Joe Dean – Inducted in 1953

Bob Pettit – Inducted in 1954

Joe Bill Adcock – Inducted in 1978

Bobby Lowther – Inducted in 1978

Durand "Rudy" Macklin – Inducted in 1990

Shaquille O'Neal – Inducted in 2000

Dr. Martin J. Broussard (Athletic Trainer) – Inducted in 2009

Harry Rabenhorst (Head Coach) – Inducted in 2009

Louisiana Sports Hall of Fame

To be a member of the Louisiana Sports Writers Hall of Fame is one of the greatest honors that could be bestowed on an athlete from this state or who has performed a portion of his career in this state. Each year's class continues to add to the prestige of the growing list of Hall of Fame inductees. The Hall of Fame ceremonies are conducted each June in Natchitoches and plans are underway for a Hall of Fame building to be constructed just off the historic district of downtown Natchitoches.

A total of 13 men and women who participated in the LSU basketball program either as players or coaches have been inducted in the Hall of Fame. In 2005, LSU's Durand "Rudy" Macklin, a member of the 1981 Final Four team and the No. 1 rebounder and No. 2 scorer in LSU men's history, along with late former LSU women's head coach Sue Gunter were inducted.

In 2009, the late Dr. Martin J. Broussard became the first athletic trainer ever inducted into the Louisiana Sports Hall of Fame.

The 13 LSWA Hall of Famers with their years of participation in LSU basketball in parenthesis:

Buddy Blair – (F, 1933-35, member 1935 national champions), inducted 1981

Frank Brian – (F, 1942-43; 1945-47, All-SEC 1943, 1946, two-time NBA All-Star), inducted in 1986

Dr. Martin J. Broussard – LSU athletic trainer for six decades, inducted 2009

Dale Brown – (Coach, 1972-96, 1981, 1986 NCAA Final Four; 1979, 1981, 1985, 1991 SEC Championships, all-time winningest coach at LSU, 448 wins), inducted in 1999

Joe Dean – (F, 1949-52; TV Commentator, LSU Athletic Director, 1987-2000), inducted in 2001

Sue Gunter – (Coach, LSU 1982-2004), inducted into Naismith Hall of Fame, Fall 2005, inducted in 2005.

Bobby Lowther – (F, 1942-43; 1945-48, All-SEC 1946, All-American in 1946 in both basketball and track and field), inducted in 1995

Rudy Macklin – (F, 1976-81, All-SEC 1977, '78, '80, '81, All-America 1981) Second leading scorer, first in rebounding, inducted in 2005.

Pete Maravich – (G, 1967-70, three-time All-American, Division I all-time scorer), inducted in 1984

Bob Pettit – (C, 1951-54, two-time All-American, 1953 Final Four member, 10-time NBA All-Star), inducted in 1973

Harry Rabenhorst – (Coach, 1925-42, '45-57, 1935 national championships, 1953 Final Four), inducted in 1970

Malcolm "Sparky" Wade – (G, 1932-35, member 1935 national champions, first LSU All-American), inducted 1962

Joyce Walker – (G, 1981-84, three-time Kodak All-American), inducted in 1997



Buddy Broussard accepts the LSU Hall of Fame award for his late father, Dr. Marty Broussard from Boots Garland.



LSU's Ricky Blanton with son Gavin is presented his LABC Hall of Fame plaque at their 2010 banquet by Louisiana Sports Hall of Fame Coach Dale Brown.

Louisiana Association of Basketball Coaches

Formed in 1974, the LABC represents the colleges and universities of the state in an effort to promote basketball on all levels in Louisiana. The group celebrated its 25th anniversary in 1999 with its announcement of its Team of the Century as chosen by the head coaches of men's basketball in the state and a panel of the state's sports media.

LABC All-Louisiana Team of the Century

FIRST TEAM

Pete Maravich, LSU – 1967-70 (Player of the Century)

Bob Pettit, LSU – 1951-54

Robert Parish, Centenary – 1972-76

Dwight "Bo" Lamar, USL – 1969-73

Karl Malone, Louisiana Tech – 1982-85



Kenny Higgs with wife Jill receives his LABC Hall of Fame plaque at the 2011 induction ceremony.



Rudy Macklin receives his Louisiana Sports Hall of Fame plaque from Louisiana Sports Writers Association President Scooter Hobbs at the 2005 induction ceremony.

SECOND TEAM

- Shaquille O'Neal, LSU – 1989-92
- Joe Dumars, McNeese State – 1981-85
- Mahmoud Abdul-Rauf (Chris Jackson), LSU – 1988-90
- Willie Reed, Grambling State – 1960-64
- Calvin Natt, Northeast Louisiana – 1975-79

THIRD TEAM

- Bob Hopkins, Grambling State – 1952-56
- Andrew Toney, USL – 1976-80
- Mike Green, Louisiana Tech – 1969-73
- Bob Love, Southern – 1961-65
- Jackie Moreland, Louisiana Tech – 1957-60

HONORABLE MENTION

- LSU Players: Durand Macklin, 1976-81; Sparky Wade, 1932-35; Joe Dean, 1949-52; Howard Carter, 1979-83

LABC Hall of Fame

- Mahmoud Abdul-Rauf – (G, 1988-90, played as Chris Jackson, NCAA all-time leading freshman scorer, All-American, 1989-90) – inducted in 1998.
- Ricky Blaton – (F, 1984-86; 87-89, All-SEC 88, 89 ... Member 1986 Final Four team) – inducted in 2010
- Frank Brian – (F, 1942-43; 45-47, All-SEC 1943, 1946, two-time NBA All-Star), inducted in 1987.
- Howard Carter – (G, 1979-83, member 1981 Final Four team), inducted 1994
- Dale Brown – (Coach, 1972-1997, winningest coach in LSU history), inducted 2005
- Joe Dean – (F, 1949-52), LSU Athletic Director, inducted 1985
- Kenny Higgs – (G, 1974-78); All-SEC, 1976-78, inducted 2011
- Jerry Reynolds – (F, 1982-85, All-SEC 1984, 1985), inducted 2003
- Durand "Rudy" Macklin – (F, 1976-78; 1979-81, member 1981 Final Four team, school's all-time leading rebounder), inducted 1987.
- Dick Maile – (F, 1962-65), inducted 2005
- Pete Maravich – (G, 1967-70, three-time All-American, Division I all-time scorer), inducted in 1977.
- Leonard Mitchell – (F, 1981-84, Member 1981 Final Four Team), inducted 2000
- Shaquille O'Neal – (C, 1989-92, two-time All-American, National Player of the Year, 1991), inducted 1998.
- Bob Pettit – (C, 1951-54, two-time All-American, 1953 Final Four member, 10-time NBA All-Star), inducted in 1976, charter inductee
- Harry Rabenhorst – (Coach, 1925-42, '45-57, 1935 national champions, 1953 Final Four), inducted in 1979.

- Don Redden – (F, 1982-86, member 1986 Final Four team), inducted 1993
- Roger Sigler – (F, 1953-57, All-SEC 1956, '57), inducted 1999
- Collis Temple, Jr. – (F, 1971-74), inducted 1995
- Malcolm "Sparky" Wade – (G, 1932-35, member 1935 national champions, first LSU All-American), inducted 1977

LABC Mr. Basketball Award

Given annually by the LABC to someone who has made a significant contribution to basketball in the state of Louisiana.

- Joe Dean – inaugural recipient in 1975
- Bob Pettit – recipient in 1976
- Dale Brown – recipient in 1988
- Shaquille O'Neal – recipient in 2000, L.A. Lakers

LABC Don Landry Award

Named in honor of the founder and first president of the LABC, given to someone who has rendered distinguished service and made a significant contribution to the LABC.

- Dale Brown – inaugural recipient in 1998.

LABC Bob Pettit Award

Given to the professional player of the year from Louisiana.

- Shaquille O'Neal – recipient in 1994, 1995, Orlando Magic
- Shaquille O'Neal – recipient in 2000, 2001, 2002, 2004 L.A. Lakers
- Shaquille O'Neal – recipient in 2005, 2006, 2007 Miami Heat.
- Marcus Thornton – recipient in 2010 New Orleans Hornets.

LABC Tommy Joe Eagles Memorial Award

Given to the college coach of the year in Louisiana

- Dale Brown – recipient in 1979, 1981, 1986, 1987
- John Brady – recipient in 2000, 2003, 2006
- Trent Johnson – recipient in 2009



Trent Johnson presented the 2009 Pete Maravich Award as the state's top college player to LSU guard Marcus Thornton.



LSU forward Glen Davis accepts his second Pete Maravich Award as the state's top college player in 2007 from his coach, John Brady.

LABC Pete Maravich Memorial Award

Given to the college player of the year in Louisiana

- Durand "Rudy" Macklin** -- recipient 1981
- Don Redden** -- recipient 1986
- Nikita Wilson** -- recipient 1987
- Chris Jackson** -- recipient 1989, 1990
- Shaquille O'Neal** -- recipient 1991, 1992
- Stromile Swift** -- recipient 2000
- Ronald Dupree** -- recipient 2003
- Brandon Bass** -- recipient 2005
- Glen Davis** -- recipient 2006, 2007
- Marcus Thornton** -- recipient 2009
- Tasmin Mitchell** -- recipient 2010

James J. Corbett Memorial Award

Presented annual by the New Orleans Mid-Winter Sports Association to Louisiana's most outstanding athlete.

- Pete Maravich** -- honored in 1970
- Chris Jackson** -- honored in 1990
- Shaquille O'Neal** -- honored in 1992, 1993

LSU Team of the Brown Era

During the final year of Dale Brown's coaching career, fans were asked to vote for their favorite players in the 1970s, 1980s and 1990s. Of the 30-players selected, a panel of local and regional media along with past and present LSU administrators selected an all-time team by position encompassing Brown's 25-year tenure (1972-97):

FIRST TEAM

- Center** -- **Shaquille O'Neal** -- Lettered 1989-92; 1991, 1992 All-American
- Forward** -- **Durand "Rudy" Macklin** -- Lettered 1976-78; 1979-81; 1981 NCAA Final Four, 1981 All-American
- Forward** -- **Ricky Blanton** -- Lettered 1984-86; 1987-89; Member 1986 NCAA Final Four team.
- Guard** -- **Ethan Martin** -- Lettered 1977-81; Member of 1981 Final Four team; Second all-time in career assists.
- Guard** -- **Chris Jackson** -- Lettered 1988-90; 1989-90 All-American

SECOND TEAM

- Center** -- **Greg Cook** -- Lettered 1976-77; 1978-81
- Forward** -- **Leonard Mitchell** -- Lettered 1980-84
- Forward** -- **Don Redden** -- Lettered 1982-86
- Forward/Guard** -- **Howard Carter** -- Lettered 1979-83
- Guard** -- **Kenny Higgs** -- Lettered 1974-78
- Guard** -- **Derrick Taylor** -- Lettered 1981-82; 1983-86

SEC Living Legends

Past LSU basketball players and coaches honored each year at the SEC Basketball Tournament.

- 1999** -- **Bob Pettit**
- 2000** -- **Durand Macklin**
- 2001** -- **Joe Dean**
- 2002** -- **Ricky Blanton**
- 2003** -- **Pete Maravich**
- 2004** -- **Dale Brown**
- 2005** -- **Bobby Lowther**
- 2006** -- **Collis Temple, Jr.**
- 2007** -- **Dick Maile**
- 2008** -- **Frank Brian**
- 2009** -- **Ethan Martin**
- 2010** -- **Ned Clark**
- 2011** -- **Howard Carter**
- 2012** -- **Kenny Higgs**

Naismith Memorial Basketball Hall of Fame

Springfield, Mass.

- Bob Pettit** -- Enshrined 1971
- Pete Maravich** -- Enshrined 1987

National Collegiate Basketball Hall of Fame

Kansas City, Mo.

- Bob Pettit** -- Class of 2006
- Pete Maravich** -- Class of 2006
- Joe Dean** -- Class of 2012



Ronald Anderson
Baton Rouge, La.
District 6



Scott Angelle
Breaux Bridge, La.
District 3



Scott Ballard
Covington, La.
District 1



R. Blake Chatelain
Alexandria, La.
District 5



Garret "Hank" Danos
Larose, La.
District 3
Chairman



Ann Duplessis
New Orleans, La.
District 2



Dr. John George
Shreveport, La.
District 4



Stanley J. Jacobs
New Orleans, La.
District 1



Raymond Lasseigne
Bossier City, La.
District 4



Jack Lawton
Lake Charles, La.
District 7



Lee Mallett
Lake Charles, La.
District 7



Rolfe McCollister
Baton Rouge, La.
District 6



James Moore
Monroe, La.
District 5



J. Stephen Perry
New Orleans, La.
District 2



Robert Yarborough
Baton Rouge, La.
Member-At-Large
Chairman-Elect



Justin Mannino
Baton Rouge, La.
Student Member



Dr. William L. Jenkins

Interim President/ Interim Chancellor, LSU

Dr. William L. Jenkins is serving his second term as President of the Louisiana State University System, which has an annual budget of \$3.4 billion and more than 54,000 students at 10 institutions, including four academic campuses, a law center, one of the world's leading obesity research centers, a statewide AgCenter extension service, two health science centers and 10 public hospitals.



Jenkins returned to his duties leading the LSU System as Interim President after serving until 2007 as the fifth system chief executive. In June he was also named the Interim Chancellor of the Baton Rouge LSU campus.

Prior to becoming System President, Dr. Jenkins, a veterinary scholar, held virtually every major administrative position at LSU, including provost and chancellor, since coming to the university as Dean of the LSU School of Veterinary Medicine in 1988.

Jenkins' tenure as System President was marked by unprecedented growth and challenges, including destruction at LSU institutions in New Orleans in the aftermath of hurricanes in the fall of 2005.

Although faced with a fiscal crisis and deep budget cuts that disrupted academics and forced the furloughs and firings of thousands of LSU employees, Jenkins pressed for calm and reflexive responses to the calamities.

A South Africa native, Dr. Jenkins received his veterinary medicine degree from the University of Pretoria in 1958 and specialist credentials in 1968. Following his graduation, he came to the United States where, in 1970, he received his Ph.D in veterinary medicine from the University of Missouri in Columbia. He returned to South Africa where he practiced veterinary medicine for four years before joining the faculty at the University of Pretoria, advancing through the ranks to become professor and head of the Department of Veterinary Physiology, Pharmacology and Toxicology.

In 1978, Dr. Jenkins became a member of the faculty in the Department of Veterinary Physiology and Pharmacology at Texas A&M University. He was appointed dean of the LSU School of Veterinary Medicine in 1988 and was named LSU's provost and vice chancellor for academic affairs in September 1993. Three years later in 1996, the LSU Board of Supervisors named him LSU's fifth Chancellor.

As chancellor, Dr. Jenkins led the reorganization of the main campus administration to make it more efficient and lead the effort to produce a strategic plan, measures that were major factors in the crafting of LSU's Flagship Agenda.

As a teacher and administrator, Dr. Jenkins has received numerous teaching and public service awards. In 1997, the Public Relations Association of Louisiana named him Communicator of the Year and the regional chapter of Toastmasters International presented him with its 1999 Communication and Leadership Award.

Other honors include the Vision of Excellence Award 2000 by the New Orleans Regional Chamber of Commerce and the New Orleans Chapter of MetroVision. In addition, his alma mater, the University of Pretoria, bestowed an Honorary Doctorate on Dr. Jenkins in September of 2000. The Southern Economic Development Conference also presented him with the Volunteer of the Year Award in 2004.

An active participant in national continuing education efforts, Dr. Jenkins has delivered more than 150 lectures and addresses to diverse groups in both the United States and abroad. The co-author of a textbook on veterinary pharmacology, Dr. Jenkins also has taught extensively at both the professional and graduate levels written more than 60 scientific articles and contributed 15 chapters to various collegiate textbooks.

Dr. Jenkins has been active in numerous professional and civic organizations as well as select national committees. He served on the National Institute of Health's Alcohol Abuse and Misuse on College Campuses Committee and on a special Steering Committee of the Southern Association of Colleges and Schools that reviewed accreditation criteria for colleges and universities. Dr. Jenkins also is a member of the National Association of State Universities and Land Grant Colleges' Committee on Food and Society and is a member of the Governor's Advisory Commission on Coastal Restoration and Conservation.

In addition, he has served on a number of public boards such as the Louisiana Endowment for the Humanities, The Nature Conservancy of Louisiana, Teach for America South Louisiana, and the Greater Baton Rouge Chamber of Commerce.

Dr. Jenkins and his wife, Peggy, have four children—Sharon, Gwynn, Anthea, and Warren—and nine grandchildren.



Dr. Bill DeMastes

Faculty Athletics Representative

Dr. Bill DeMastes, a professor of English at LSU, is in his first year as Faculty Athletics Representative. Dr. Demastes earned his Ph.D in English in 1986 from the University of Wisconsin-Madison with a Field of Study of Drama as Genre and a specialization in 20th-Century American and British Drama. He earned his masters in

English in June 1979 from the University of Georgia in Athens where he specialized in 19th-Century American Literature.

Education

At LSU, he served as Associate Dean of the College of Arts and Sciences from 2001-2004 and Director of Undergraduate Studies for the

Department of English from 1999-2001 and 2010-11. He has also served as Associate Chair of the Department of English (1998-99); Director of the Master of Arts in Liberal Arts Program (1996-2004); and, Director of Graduate Studies in the Department of English (1992-94; 2006-06).

He was honored with the LSU Alumni Association Faculty Excellence Award in 2000 and in 2002 won the LSU Distinguished Faculty Award. He was named in 2009 an LSU Rainmaker which is given to the top 100 LSU Faculty. In 2010 he was named the Tiger Athletic Foundation undergraduate Teaching Award University College and in the summer of 2011 was named the Harry Ransom Summer Fellowship recipient from the University of Texas.



Joe Alleva

LSU Vice Chancellor/Director of Athletics

Joe Alleva continues to bring unprecedented national recognition to LSU as Vice Chancellor and Director of Athletics. Under Alleva's leadership, LSU enjoys one of the country's premier athletics programs with success on and off the field of competition. Now in his fifth year at LSU, Alleva is dedicated to athletic and academic excellence, and is committed to providing the opportunities and the resources necessary for student-athletes to excel in competition, in the classroom and in the community. LSU's prominence was evident in the final 2011-12 Capital One Cup standings that recognize the nation's best athletic programs. With a national championship and three Southeastern Conference titles during the year, the Tigers finished fourth in both the men's and women's Capital One Cup competition, one of only two schools in the country – and the only one in the SEC – to rank in the top four in both categories.

Alleva joined the LSU family on April 4, 2008 after a highly successful tenure as director of athletics at Duke University for 10 years. Alleva's role at LSU was further expanded in August of 2009 when vice chancellor was added to his title by the LSU Board of Supervisors. It is the first time in school history that the director of athletics has also held a vice chancellor position.

Alleva is currently serving a five-year term on the prestigious NCAA Men's Basketball Committee, reinforcing his position as one of the most respected athletic administrators in the country.

Upon his arrival at LSU, Alleva unveiled a strategic master plan for the LSU athletics program – "LSU: Thru and True" – to ensure the advancement and future of LSU Athletics as an exemplary program. The central mission of the plan is to create an environment for student-athletes to reach their ultimate potential, prepare them to be champions in life and to set out goals and values for the entire athletics program.

Alleva's vision will keep LSU among the nation's leaders in athletic facilities. He launched an aggressive fund-raising campaign to replace several hundred windows on Tiger Stadium that were in disrepair and a new coating to the façade of the structure is bringing the old stadium to new life. A renovated gating system on the west side of the stadium will debut in the fall of 2012 to include a plaza that celebrates LSU's football national championship and recognition walls that honor Tiger All-Americans.

Also in the fall of 2012, LSU begins construction on an expansion of the South End Zone of the stadium – a project that will add premium seating, general public seating and two state-of-the-art video boards – continuing an effort to augment one of the most iconic venues in all of college sports.

Under Alleva's direction, LSU's world-renowned track and field program received a state-of-the-art running surface in 2010 when a new track was installed in Bernie Moore Stadium. Extensive renovations to the Tiger soccer facility were completed last fall, and future plans include a new gymnastics practice facility, a tennis complex and renovations to the Maravich Center and Carl Maddox Field House.

Alleva directed a major renovation to the University Club golf course that was completed in September 2010 and allows the LSU men's and women's golf teams to compete on one of



the most challenging courses in the country. The renovated course helped prepare Tiger golfers John Peterson and Austin Ernst, respectively, to win 2011 NCAA men's and women's individual championships, marking the first time both titles were claimed by players from the same school. The Lady Tiger golfers have finished third at the NCAA Championships two years in a row, marking the highest finishes in LSU history.

LSU Athletics completed another highly successful year in 2011-12 as 18 of the Tigers' 20 varsity sports participated in NCAA post-season competition. The year was highlighted by the football team's undefeated regular season, an SEC championship and an appearance in the BCS National Championship Game. The Lady Tiger track and field team captured the SEC and NCAA outdoor championships while the LSU softball squad advanced to the Women's College World Series. The Fighting Tiger baseball team won the 2012 SEC championship, and LSU led the nation in attendance for the 17th straight season. The 2011-12 season marked the first time in school history that LSU won both the SEC title in both football and baseball in the same athletic year.

But the 2011-12 year was about more than just athletic success. Living up to Alleva's mantra of "competition, classroom, community," LSU student-athletes logged more than 3,700 hours in community service work across 20 sports through LSU's *Geaux Givers* program. And 62 proud Tigers received their degrees from the university during LSU commencement ceremonies in May.

Outstanding performances of the

2010-11 athletic season included the exploits of the Fighting Tiger football squad that posted an 11-2 mark – including a Cotton Bowl victory – and finished the season ranked No. 8 in the nation. The year also featured Top 5 national finishes both indoors and outdoors by the men's and women's track and field teams.

In 2008-09, all 20 LSU sports competed in NCAA postseason play for the first time in school history and the Tiger baseball team won the national championship. LSU ranked second among Southeastern Conference teams in the Learfield Director's Cup All-Sports standings and finished in the Top 20 for the sixth year in a row.

With a strong commitment to academics, Alleva ensures that the Cox Communications Academic Center for Student-Athletes is a first-class facility that provides student-athletes the resources necessary for success in the classroom and personal development. The facility was recently enhanced by the addition of a media training center that gives student-athletes valuable assistance in improving their communications skills.

And with a strong emphasis on community service and outreach programs, the implementation under Alleva's direction of the "*Geaux Givers*" program fosters a relationship between the local community and LSU student-athletes, who regularly participate in philanthropic events. In addition, Alleva has bolstered the department's L-Club program to reach out and connect with former student-athletes.

Alleva oversees a staff of outstanding coaches and he has made

critical additions to LSU's coaching staff over the past two years. He hired former LSU guard Johnny Jones in April to breathe new life and enthusiasm into the men's basketball program and recently added Julia Sell as the new women's tennis coach. Last year, he lured the dynamic Nikki Caldwell to LSU to coach the Lady Tiger basketball team and then hired Beth Torina to direct the Tiger softball program, both of whom immediately returned their respective programs to NCAA post-season success.

Alleva is an innovator with bold ideas that benefit not only LSU but all of Greater Baton Rouge. He has been instrumental in the planning of the Bayou Country Superfest, a two-day country music concert and festival held in Tiger Stadium each spring. The event attracts nearly 100,000 visitors to the LSU campus and makes a tremendous economic impact upon the local community.

Alleva has served on numerous national committees throughout his career including the Football Bowl Certification Committee, the NCAA Division I Championships/Competition Cabinet and several Southeastern Conference and Atlantic Coast Conference committees.

He became director of athletics at Duke in 1998 and his impressive tenure there propelled the university into the ranks of America's top all-around collegiate programs. Among his outstanding list of accomplishments includes the greatest 10-year period in Duke Athletics, winning more ACC and NCAA championships than in any other decade in school history.

Alleva, whose hometown is Suffern, N.Y., majored in Finance at Lehigh University and received his bachelor's degree in 1975. While at Lehigh, Alleva was the quarterback of the football team and team captain in 1974. Alleva also played on the Lehigh baseball team. He served as a graduate assistant football coach and earned an MBA in 1976.

While at Duke, Alleva played a key role in Durham's community sports scene. He started Little League Baseball in Durham over 20 years ago, and also began the American Legion baseball program.

He is a member of the North Carolina American Legion Hall of Fame, Suffern High School Hall of Fame and the Rockland County Hall of Fame.

Alleva and his wife, Annie, have three children, J.D., Jeff, and Jenny.



Verge Ausberry

Senior Associate AD/Operations and Administration

A former LSU football standout, Verge Ausberry joined the athletics administrative staff in August 2001 as the Associate Athletics Director for Operations. He was appointed to the position of Senior Associate Athletics Director in May 2006.

Ausberry supervises and is responsible for football operations and football scheduling. He also oversees the LSU men's and women's track and field programs, the equipment staff, the strength and conditioning staff, the Dr. Martin Broussard training room, the video department and football game management.

Ausberry, from New Iberia, La., played inside linebacker for the Tigers, lettering in 1986-89. He was part of two SEC championship teams, playing on teams that went to four bowl games.

Before joining the LSU athletic administration, he was very closely involved in the athletic program, first serving for almost seven years as a member of LSU's highly regarded Academic Center for Athletes.

After leaving the Academic Center, he moved in July 1999 to the Tiger Athletic Foundation staff as part of LSU's fundraising arm.

Ausberry received his Bachelor of Science degree in education in May of 1990, his Master of Education degree in administration, supervision and certification in child welfare in May of 1992 and his specialist in higher education administration in 2004. He is presently a doctoral candidate in higher education administration at LSU. He is married to the former Cheri Morial of New Orleans and they have two boys, Austin(8) and Jaiden(7).



Miriam Segar

Senior Associate AD/Senior Woman Administrator

Former LSU women's basketball player Miriam Segar has been a part of the athletics administration since June of 1995 and was most recently named Senior Associate AD and the department's Senior Woman Administrator after having served as Associate Athletics Director for Student Services since April 2007. She had served as Assistant Athletics Director since 2004.

As LSU's Senior Woman Administrator, Segar's responsibilities include oversight of the highly successful Tiger Olympic Sports program including 17 men's and women's sports. Segar began her administrative career at LSU as the compliance coordinator where she served for three years. Following that, in 1998, Segar was named the director of the CHAMPS/Life Skills Program where she worked until 2001 when she became the Director of Student Services.

While working with CHAMPS/Life Skills, Segar guided the program to the Division I Athletic Directors Program of Excellence Award in 2001.

Prior to returning to her alma mater, Segar spent one year at the SEC office as the championships assistant and the officiating assistant, assisting in the management of all SEC championships and tournaments and the coordination of women's basketball officials.

Segar, the 2006 Athletic Department Female Alumna of the Year, was a three-year captain for the Lady Tigers basketball team and received four letters from 1990 to 1994. She earned the 1994 NCAA Post-graduate Scholarship and was a member of the 1994 NCAA All-Academic team.

Segar and her husband Jamie have four children – Grant, Reid, Maggie and Hayes.



Mark Ewing

Senior Associate AD/Business

Mark Ewing, a 28-year employee of Louisiana State University, is in his 12th year with the Athletics Department, and serves as the department's Senior Associate Athletics Director for Business and the department's Chief Financial Officer.

His duties as the department's Chief Financial Officer includes oversight of the departments over \$95 million budget, management of the athletic business office, oversight of all travel, human resources, and purchasing. He also supervises the Athletic Ticket Office and LSU SportShop and serves as the liaison for concession operations. He is responsible for the department's financial forecasting and provides the financial information necessary for funding athletic construction and maintenance projects. He also serves as the department's administrator for men's and women's golf.

Ewing came to athletics from LSU's Office of Budget and Planning. He served as LSU's Budget Director overseeing the development and management of the university's over \$360 million operating budget.

Ewing, who is a native of Pointe Coupee Parish, received a bachelor's degree in finance from LSU in 1978 and a master's degree in public administration from LSU in 1995.

Ewing and his wife, Gail, have three daughters: Andrea and her husband Cody Lee, Arleen and her husband John Daniel, and Molly Sue. He also has one granddaughter – Ainsley Grace.



Herb Vincent

Associate Vice-Chancellor for University Relations
Senior Associate AD/External Affairs

Herb Vincent serves in the dual position of Senior Associate Athletic Director for External Affairs in the athletic department and Associate Vice Chancellor for University Relations. He was appointed Senior Associate AD in May of 2006 and assumed the additional duties of oversight of University Relations in August of 2009.

Vincent manages communications and serves as the primary public relations officer for the University and all its entities. In his role in athletics, he supervises the sports information office and marketing and promotions office, serves as the primary liaison with LSU Sports Properties, and is the department administrator for the sport of baseball.

Vincent was the LSU sports information director from July 1988 to July 2000. During that time he was named Assistant AD in November of 1989, and then was elevated to Associate AD for Communications in 1992.

In August of 2000 Vincent became Vice President for Communications for the College Sports Southeast regional cable network, headquartered in Birmingham, Ala., before returning to LSU in 2002.

He earned a bachelor's degree in journalism from LSU in 1983 and worked as a student assistant in the sports information office directed by CoSIDA Hall of Famer Paul Manasseh during his undergraduate years.

After graduating from LSU, Vincent spent the 1984 season as assistant public relations director for the United States Football League's New Orleans Breakers. In 1985, he was assistant PR director for the USFL's Los Angeles Express and was promoted during the season to the public relations staff's top position.

Vincent also served one year as assistant SID and publications director at Louisiana-Lafayette and two years as assistant director of public relations for the Southeastern Conference prior to joining LSU in 1988.

Vincent is the author of a book on the history of LSU football, "The LSU Football Vault." He is married to the former Jamey Cavacini of Versailles, Ky., and they have one daughter, Kennedy.



Bo Bahnsen

Senior Associate AD/Compliance and Planning

Returning in 2009 to serve the department in the Compliance Office, Bahnsen is once again proving to be a very versatile member of the athletic department.

Before moving back to Compliance, Bahnsen served the previous five years, in a valuable role as Associate Athletics Director for Internal Relations, overseeing the ticket office and all customer service operations.

Prior to December of 2003, Bahnsen's primary responsibility for the previous 14 years was to serve as LSU's NCAA compliance officer.

Bahnsen served as manager of the LSU basketball team as an undergraduate at LSU. In 1982, he became the administrative assistant for the men's basketball team, where he worked for five years before moving into athletics administration as director of purchasing and travel for two years.

In July 1987, he became administrative assistant to Athletics Director Joe Dean, overseeing the purchasing office and departmental travel operations until his promotion in 1989. In 1989, he was assigned his primary responsibility as NCAA compliance officer as assistant athletics director, and then was promoted to associate AD in 1996.

Bahnsen has been responsible for overseeing the successful implementation of LSU's Tradition Fund Program, a football-seating plan that requires contributions for the right to purchase approximately 45,000 seats in Tiger Stadium. In 2009, he helped organize the highly successful LSU celebration of the 100th anniversary of the Men's Basketball Program.

A native of Wharton, Texas, Bahnsen attended Wharton County Junior College for two years before transferring to LSU in 1979. He earned his Bachelor of Science degree in physical education.

Bahnsen, 53, is married to the former Karen Mayson, a former LSU golfer and current head coach of the Lady Tigers golf program. The couple has two children, Darren and Devin.



Eddie Nunez
Senior Associate AD/Internal Operations

Eddie Nuñez joined the Athletics Department in October 2003 as the Director of Game and Event Management and was promoted to Associate Athletics Director for Operations and Project Development in June of 2007 and Senior Associate Athletic Director in 2009.

As a member of the senior staff, Nuñez's responsibilities include supervision of the men's basketball program, men's tennis program and the women's tennis program. He also supervises the Event Management department as well as directs all capital projects for the athletic department. Under his guidance, the athletic department has experienced over \$220 million dollars in renovations and construction of athletic facility projects. Most recently this included the preservation of Tiger Stadium renovations.

Nuñez is the Athletic Department's liaison with the Tiger Athletic Foundation and oversees all project development as well as assist in fundraising/development. He also represents the athletics department on various University and community committees.

Nuñez came to LSU after two years as the Director of Game and Event Management at Vanderbilt University. At Vanderbilt, along with directing the Game and Event Management department, he also assisted in construction of a New Soccer/ Lacrosse Stadium, a New Basketball Practice Facility and a New Baseball stadium as well as the renovation of several other facilities including renovation of their track facility. Prior to that, Nuñez served as men's basketball administrative assistant at Marquette University for one year and two years as men's basketball graduate assistant and head equipment manager for coach Billy Donovan at the University of Florida. Nunez also played two seasons on the Florida basketball team in 1997 and 1998. He transferred to Florida after playing two years at Miami-Dade Community College.

The native of Miami, Fla., received his associate degree in arts and architecture from Miami-Dade Community College in 1995, his bachelor's in sports management from the University of Florida in 1998 and his masters in sports administration from Florida in 2000. He is married to the former Jane Hess and the couple has two daughters, Elizabeth Kendall Nuñez (4) and Anna Caldwell Nuñez (1).



Ronnie Haliburton
Senior Associate AD/Athletic Facility Management

Ronnie Haliburton, who served as director of facility services in the LSU Athletics Department for three years, was promoted to Associate Athletics Director for Athletic Facility Management in March 2007.

Haliburton came to the athletics department in December of 2003 from LSU's facility maintenance department, where he served as manager for five years. He was responsible for the overall management of custodial operations, special events crews, stock room inventory and equipment repair.

Haliburton played as a tight end for the LSU football team from 1986-89, and was a member of two Southeastern Conference championship teams. He later played for the Denver Broncos for three years.

He first joined LSU in an administrative capacity in 1994 as resident assistant of Broussard Hall, then the school's athletic dormitory, before moving to the weight room as a student assistant strength coach.

Haliburton became a resident manager in 1996 before being named coordinator of residence life later that year. In 1998, he became Manager of Facility Maintenance at LSU.



Emmett David
Associate AD/Facility and Project Development

Emmett David joined the LSU Athletics Department in 2012 after serving as Director of the Office of Planning Design and Construction at LSU since June of 1996.

He will assist in facility and project development for the athletics department including the new South Stadium addition and future projects for such sports as tennis and gymnastics.

Among his responsibilities for the University was to serve as facility officer for Doctoral I Research Institution consisting of 11.2 million gross square feet with 250 primary buildings. He also was responsible for the 5-year Capital Outlay project planning of some \$484 million, deferred maintenance reporting and funding; and, ADA and Life Safety Code deficiency projects, budgets and tracking of expenditures of some \$200 million. He was responsible for nearly \$800,000 in physical development on campus with projects such as Choppin Annex, Residential College, Business Education Complex, Raphael Semmes Parking Garage and numerous major maintenance, repair and restoration projects.

He also coordinated and implemented master plans for such departments as Parking and Traffic, Athletics, Veterinary Medicine, Student Health Center, Union,

South Campus and Residential Life.

David developed long range planning of future projects and the impact of associated displacement and monitored and managed space inventory. He served as joint director of facilities for emergency advisory conditions to the University Emergency Operations Center and also served as a Staff Senator.

Prior to his employment by LSU, he served as Project Review Architect for the Louisiana State Fire Marshal (1993-96) and also maintained a private practice during the time. He also served as project manager and project architect for several Louisiana architectural firms prior to 1993.

David graduated from LSU with a Bachelor of Architecture in 1982 and his Master of Public Administration in 2006. He is a registered licensed architect by the state of Louisiana.



Brian Broussard
Assistant AD/Director of Ticket Operations

A 16-year veteran of the Athletics Department, including 12 years as ticket manager, Brian Broussard was promoted to Assistant Athletics Director for Ticket Operations in July 2007.

Broussard is responsible for revenue in excess of \$50 million, which includes the management of ticket and parking sales and renewals for all sports, as well as Tradition Fund donations for football, men's basketball and baseball.

Broussard began at LSU in August 1996 as an assistant ticket manager responsible for men's basketball sales and the day-to-day operations of ticket office. In March 2000, he was promoted to ticket manager, becoming responsible for the ticketing in all sports.

Prior to joining the LSU staff, Broussard was the ticket manager at Northwestern State in 1996. He worked as a promotions assistant at the University of Miami in 1995 and was the gameday club manager for the New Orleans Saints in 1994.

The Gretna native earned his bachelor's degree in political science from LSU in 1993. He is married to the former Aimee Hodges of Alexandria.



Matt Shanklin
Assistant AD/Marketing

Matt Shanklin begins his second year at LSU serving as the Assistant Athletic Director of Marketing and as the General Business Manager for LSU Sports Properties, the multi-media rights holder for Tiger Athletics. Previously, Shanklin served 20 years as the Associate Athletic Director of Marketing and Licensing at the University of Arkansas.

While at Arkansas, Shanklin was in charge of all department marketing/promotions, corporate sponsorships, advertising sales and coordinated all sales and programming for the football, basketball and baseball video boards. He was instrumental in developing the HogPen, a tailgating area for fans inside Baum Stadium, the Hog Spa hot tub area at Baum Stadium and the RBI Girls. Shanklin was instrumental in establishing the school's first baseball radio network in 1992, one of the nation's largest with more than 25 affiliates statewide as well as creating the first Hispanic radio network for the University of Arkansas. In 1998, Shanklin became the university's licensing coordinator and under his direction, licensing revenues increased every quarter.

Shanklin was assistant marketing director at East Carolina University for a year before going to Arkansas. He had served as an intern at Arkansas for five months before joining the ECU staff.

A 1984 graduate of South Mecklenburg (N.C.) High School in Charlotte, N.C., where he lettered in baseball and soccer, Shanklin earned his degree in communications from North Carolina-Wilmington in 1988.

A graduate of Ohio University's highly respected sports administration program, Shanklin earned a master's degree in that program in the fall of 1989.

An avid golfer, Shanklin married the former Missy Emmerson of Jacksonville, Texas, in 2003. She has a daughter, Jordan (17), and they are also the parents of Barbara Blake (7) and Isabella Grace (5).

**Michael Bonnette****Bill Franques****Kent Lowe****Matt Dunaway****Bill Martin****Will Stafford****Jake Terry****Steve Franz****Jason Feirman****Krystal Bennett****Hannah Brinks****Pam LeBlanc**

Michael Bonnette

Associate Athletic Director/Sports Information

Michael Bonnette enters his 13th year as LSU's Sports Information Director and sixth as an Associate Athletic Director after being promoted to his current position in April of 2007. Bonnette was originally elevated to Sports Information Director in August of 2000 and then promoted to Assistant Athletic Director in July of 2004.

As Sports Information Director, Bonnette serves as the chief contact for LSU's nationally-ranked football team as well as overseeing all publicity activities for the 20 sports sponsored by the Athletic Department.

The 42-year-old Bonnette, who served as an Associate Sports Information Director for seven years, is in his 19th year with the LSU Athletic Department.

The Lake Charles, La., native has been around the sports media relations profession his entire life as he is the son of longtime and recently retired McNeese State Sports Information Director Louis Bonnette, who was inducted into the CoSIDA Hall of Fame in June of 2009. The field at Cowboy Stadium in Lake Charles bears the name Louis Bonnette Field. His brother Matthew Bonnette continued the family tradition at McNeese by being named the school's Sports Information Director in July of this year.

Bonnette, who is a 1993 graduate of LSU, is past president of SIDS for the Southeastern Conference and is currently the vice-president for SIDS for the Louisiana Sports Writers Association. He is married to the former Robin Arnaud of Opelousas, La., and the couple has three sons, Peyton (14), Grant (13) and Max (7).

Bill Franques

Senior Associate SID

Bill Franques works as the LSU baseball program's media relations director, and he serves as managing editor of LSU's football, men's basketball and baseball GAMEDAY publications.

The LSU baseball media guide, written and edited by Franques, has three times been named best in the nation by the College Sports Information Directors of America. His baseball brochures have finished among the top six in the country in 15 of the past 20 seasons, including his 2012 guide which was voted No. 1 by CoSIDA.

Franques is the Alex Box Stadium public address announcer, and he is the color analyst on LSU Sports Radio Network broadcasts of baseball road games. In addition, he is the producer and co-host of LSU Tiger Tracks, a weekly television program featuring LSU sports personalities.

Franques also worked from 1997-2000 as the LSU baseball administrative assistant. His duties included coordinating team and recruiting travel, organizing fundraising events and booster club meetings, and overseeing office operations.

Franques received a Bachelor of Arts degree from LSU in 1985. The Lafayette, La., native is married to the former Yvette Lemoine of Bunkie, La., and they have three children - William Paul Jr. (12), Benjamin Lewis (10) and Madeline Lemoine (8).

Kent Lowe

Senior Associate SID

A member of the LSU Sports Information staff since August 1988 and beginning his 25th athletic year at LSU, Kent Lowe was appointed senior associate SID in August 2000. He serves as the primary media contact for the LSU men's basketball team and women's golf team.

His voice is also well known as the color analyst on softball broadcasts on the LSU Sports Radio Network and for the past 19 years has written an award-winning book column for The (Baton Rouge) Advocate.

Lowe, 54, came to LSU from Louisiana Downs where

he served as publicity director for the Bossier City, La., racetrack.

Lowe is a member of CoSIDA, which voted his 2010 men's basketball media guide "Best in the Nation," his 2010 women's golf guide third overall and his 2012 men's basketball guide third in the nation. He is a member of CoSIDA's prestigious Academic All-American committee as well. Lowe is also a past president and current treasurer of the Louisiana Sports Writers Association.

Lowe, a native of Shreveport, is a 1979 graduate from LSU-Shreveport. He earned his masters' degree at LSU in 1982.

Matt Dunaway

Associate SID

Matt Dunaway moves into his fourth season as an associate sports information director where he serves as the primary media relations contact for LSU's softball and volleyball programs. He also serves as the department's liaison to the Cox Communications Academic Center for Student-Athletes and promotes LSU's community service outreach.

Dunaway, 30, has had the opportunity to publicize a quartet of All-Americans, Brittnee Cooper (volleyball) along with Rachele Fico, Brittany Mack and Kirsten Shorridge (softball), while at LSU. He also fills in as the color analyst for softball road broadcasts on the LSU Sports Radio Network. His 2012 LSU Softball media guide was voted No. 1 in the nation by CoSIDA.

Dunaway came to LSU from Rice where he promoted the Owls' women's basketball and tennis teams in addition to sharing secondary football duties. Prior to Rice, Dunaway spent two years across town as a sports information assistant at the University of Houston as primary contact for the Cougars' softball, volleyball and tennis programs.

Dunaway graduated from UCF in May 2005 with a BA in broadcast journalism from the Nicholson School of Communication. He was a student assistant in the sports information office and held sports director duties for the student chapter of the UCF ISP Sports Network responsible for broadcasting Golden Knight volleyball, women's basketball, softball and baseball.

Dunaway is a member of CoSIDA, the Louisiana Sports Writers Association and lives in Baton Rouge.

Bill Martin

Associate SID

Bill Martin enters his fifth year as associate SID where he handles all publicity for the LSU women's basketball program. He also serves as the top media relations assistant for the Tigers' football team.

Martin, 29, returned to his alma mater after working as an intern in the University of Florida sports communications office from January to May 2008.

Martin handled all sports information duties for the Gators' prominent men's and women's golf programs while also working closely with men's basketball and football.

Prior to his stint at Florida, Martin served as a student intern in the LSU Sports Information office from August 2001 until December 2007. He handled all publicity for the swimming and diving program. Martin also served as the secondary SID for the LSU baseball team and a student assistant for the Tigers' football team from 2003-07.

Martin graduated from LSU in December 2007. The Lake Charles, La., native is a 2001 graduate of Barbe High School.

Will Stafford

Associate SID

Will Stafford enters his fifth year as a member of the LSU Sports Information staff as he serves as associate

SID in charge of the national champion men's and women's track and field programs, as well as the men's golf and women's soccer programs.

Stafford is a native of Franklinton, La., and a 2006 graduate of LSU's Manship School of Mass Communication with a Bachelor of Arts degree in journalism.

Prior to receiving a full-time position at LSU, Stafford served as a graduate assistant with the sports information staff for two years while completing a master's degree in sport management in the summer of 2008. In addition, he served as a student assistant at LSU for three years from 2003-06.

Stafford's media guides have been judged in the top five in the country on seven occasions by the College Sports Information Directors of America. This includes the fifth-ranked men's track and field guide in 2007; the third-ranked men's golf, fourth-ranked women's soccer and fourth-ranked women's track and field guides in 2008; the second-ranked men's golf and third-ranked women's track and field guides in 2009; and the second-ranked track and field guide in 2011.

In addition, four of Stafford's media guides have received the "Best Cover" honor as the nation's top design, including track and field in 2007, 2009 and 2011, and men's golf in 2009.

Jake Terry

Associate SID

Jake Terry begins his third year as Associate SID where he serves as coordinator of social and new media, handles all publicity for the LSU gymnastics team and assists with the football team.

Terry earned his master's degree in sport management at LSU in 2010 after receiving a Bachelor of Arts degree in broadcast journalism from LSU's Manship School of Mass Communication in 2008.

Prior to receiving a full-time position, Terry served as a graduate assistant for two years at LSU when he handled responsibilities for gymnastics. During his time as a student, he worked as an SID for women's tennis and also served briefly as interim SID for softball, volleyball and women's basketball.

Terry, 26, is a Baton Rouge native and is married to the former Allison Stuckey.

Steve Franz

Photography Coordinator

Steve Franz, LSU's staff photographer, joined the LSU athletics department in July of 1998 after being around the Tiger sports scene for years.

Prior to joining LSU athletics, the New Orleans native served as photographer for the independent Tiger Rag magazine for five years. Franz was also a photographer for United Press International covering some of the area's major political events, Presidential visits, the New Orleans Saints and the NCAA men's and women's Final Fours in New Orleans.

Franz, 42, has had his pictures published in several national magazines, including Sports Illustrated and The Sporting News. He is a 1993 graduate of LSU.

Jason Feirman

Publications Director

Jason Feirman is in his 12th year as the director of the LSU Athletics publications office. His responsibilities include the production design of media guides, game programs, posters, schedule cards, social media websites, advertising campaigns and various other projects for all 20 varsity sports. Feirman also oversees the design of outdoor signage on LSU Athletics facilities.

Feirman has coordinated 80 media guides, game

programs and posters that have finished among the best in the nation of the annual CoSIDA publications contest. His media guides have won "Best in the Nation" by CoSIDA three times, 2002-03 and 2007-08 women's basketball guides and the 2009-10 men's basketball guide. In 2008 his football game program was voted "Best Cover". In 2010 his football poster was voted "Best in the Nation". In 2004-05 his men's basketball advertising campaign was awarded a Gold ADDY.

Feirman, 34, received a Bachelor of Arts degree from LSU in December of 2000. The Metairie, La. native, is married to the former Rachael Click, and they have two children, Cooper and Ella.

Krystal Bennett

Graphic Design Coordinator

Krystal Bennett is in her sixth year as graphic design coordinator for the LSU Athletics publications office. Her responsibilities include assisting in the design and production of all publications for the athletics department as well as being the primary graphic designer for the Tiger Athletic Foundation.

Bennett, 27, worked as a student assistant in the LSU Athletics department for two years prior to earning her bachelor's degree in graphic design in May 2006. She has produced 22 media guides that have finished among the top five in the nation in the annual CoSIDA publications contest. Her 2006 men's tennis guide, 2009 & 2011 baseball guides and 2009 & 2011 track and field guides were each awarded "Best Cover" honors. More recently, her 2012 baseball guide was awarded "Best in the Nation."

She is a Houghton, La., native and a graduate of Houghton High School.

Hannah Brinks

Graphic Design Coordinator

Hannah Brinks is in her first year as a graphic design coordinator for the LSU Athletics publications office. Her responsibilities include the design and production of print and digital communications for the athletic department.

Prior to coming to LSU, Brinks, 24, was a graphic designer with Crimson Tide Productions at the University of Alabama, where she designed in both print and digital formats for Gymnastics, Women's Golf, Softball, and Women's Basketball.

She earned her BFA cum laude in Digital Media/Graphic Design from The University of Alabama, and was a record setting member of the Crimson Tide Swimming and Diving team, competing at SEC Championships, NCAA's, US Open, US Nationals, World Championship Trials and Olympic Trials.

She is a native of Richmond, Virginia.

Pam LeBlanc

Administrative Assistant

SID Students

Sydney Armstrong
Allen Alongi
Brandon Berrio
Palmer Black
Caroline Downer
Brooke Hochstetler
Bailey Kilshaw
Natalie Legendre
Seth Landry
Seth Medvin
Graham Reilly

Photography Students

Chris Parent
Hilary Scheinuk
Martin McCallister

Publications Students

Lacy Beauregard
Corey Schneider
Ryan Primeaux

CREDENTIAL AND ACCESS GUIDELINES

LSU's goal is to disseminate information as widely, uniformly and fairly as possible using normally accepted media standards.

Media must meet the following guidelines in order to be granted credentials. Only media that meet the criteria and have approved the SEC Media Policy through the request of credentials on the LSU media site at LSUsports.net/media will be allowed to move forward on the credential site to request credentials and consideration for access to LSU Athletic events. No credential requests by media will be accepted by either email or phone, but must go through the credential site at LSUsports.net/media.

Past coverage and attendance at football games, football media luncheons, men's and women's basketball games, media sessions and baseball and softball games in the past 12 months will be taken into consideration for granting of credentials during the 2012-13 athletic year.

The number of credentials issued is limited by available resources. Due to space and facility restrictions, access, seat assignments in the press area as well as courthouse photographers will be made on a space available basis.

GENERAL

Each Bearer must be and hereby represents that he or she is acting on a specific assignment for an accredited media agency and has a legitimate working function in connection with the Event attended. The credential is not transferable and may be revoked at any time.

The rights and privileges granted to Bearer may be terminated if any term or condition for use of the Credential is breached. The unauthorized use of the Credential subjects the Bearer to ejection from the Event.

While within the Event venue, Bearer shall, at all times adhere to the policies in place for the Event, abide by and respect access limitations, and accept and follow directions provided by the SEC or SEC member institution(s) hosting the Event.

PRINT

Daily newspapers are eligible to apply for credentials and access to media opportunities. The granting and number of credentials will be based on newspapers' circulation on a space available basis.

Membership in the Louisiana Press Association or membership in the Louisiana Sports Writers Association may be used in determining access to credentials. Weekly newspapers based on requests will be limited to non-conference games if space exists.

Specialty publications that cover college basketball or sports in the host site of the two participating schools are eligible to be granted on a space available basis.

Student newspapers from the city of the two teams are able to apply for credentials on the basis of a maximum of two press row seats for dailies and one press row seat for weeklies.

TELEVISION

Television stations that have nightly news broadcasts that originate in the locale of the station that includes sports coverage are eligible to apply for credentials. All other stations will be filled on a space available basis.

Student television stations from the two participating schools are eligible to apply on a space available basis.

The Credential confers on a Bearer a limited non-exclusive and non-transferable license (with no right of sublicense) to use broadcast video feeds of the Event only for regularly scheduled television newscast aired only on television (but not on any form of television available or viewable on the internet, except for a single, non-archived only simulcast by Bearer) within the period expiring at midnight on the seventh day after the Event and NO video used for such purposes shall exceed three minutes. Bearer may not broadcast any video of game action that is broadcast live until the Event has been completed.

RADIO

National and regional networks are eligible to apply for credentials.

Radio stations that employ a full-time sports director or regularly airs sports news or locally-produced talk shows are eligible to apply for credentials. No talk show may have more than one credential and the maximum credentials a station may receive for a game, based on space availability, is two.

Unless short (10 to 30 second) live updates are allowed by the SEC or its member hosting the Event, radio stations that have no license right to the Event shall not broadcast any reports from the venue on a live basis or broadcast any live description of any Event while it is still in progress.

INTERNET

Internet sites of the home and visiting school (as determined by the Media Relations or Sports Information Director) are eligible to apply for credentials.

LSU's policy is to issue credentials only to those organizations whose primary purpose is to gather news and disseminating it and for which other commercial activities are ancillary.

Other internet sites must meet each of the following guidelines in addition to meeting the above criteria to be eligible to apply for credentials and access as determined on a space available basis.

- Web site must be a legal corporate entity.
- Web site must provide daily coverage of LSU or the visiting team with its own full-time staff of reporters, photographers and equipment.
- Web site must travel to and cover a majority of away games and all major post-season events.
- Web site must be accredited by the home university as working media.
- Web sites that sponsor message boards, message centers or chat room as their primary function where people are allowed to post anonymous information will

not be issued credentials.

- The maximum number of credentials that a web site may receive is two based on space available and the discretion of the media relations or sport information director.

INTERNET USE - VIDEO AND AUDIO

Upon execution of a separate agreement with terms and conditions governing the use thereof, Bearer will be afforded access to video and audio of broadcast Events for use on Bearer's official news website(s), at no premium or charge. Otherwise, except as specifically permitted herein (with respect to online, non-archived simulcasts), Bearer shall not post, place, distribute or make available video (or audio from broadcast feeds) of game action of any Event (including any Bearer Generated Video of game action of an Event) on or through the internet or any other new media distribution platform (i.e., any other platform other than print media or a form of television not available or viewable over the internet, except for non-archived simulcasts specifically permitted herein) including, without limitation, wireless handsets, podcasts, cell phones or PDAs.

BLOGGING

By acceptance and use of an LSU media credential, the holder agrees to the following conditions as established by LSU and the Southeastern Conference.

Blogging, including periodic updates of scores, statistics or other brief descriptions of the competition throughout the Event, is acceptable provided that the Bearer conforms to the blogging policies separately published by the SEC, as such policies may be revised from time-to-time. No Bearer may produce or disseminate in any form a real-time description or transmission of the Event in any manner that constitutes, or is intended to provide or is promoted or marketed as, a substitute for television or video coverage of such Event. Bearer agrees that the determination of whether a blog is a real-time description or transmission shall be made by the SEC in its reasonable discretion. If the SEC reasonably determines that a Bearer is producing a real-time description of the Event, the SEC reserves the right to pursue all available remedies against the Bearer and to revoke his Credential.

UNAUTHORIZED USE OF CREDENTIALS

Press credentials will be issued to working press only. Press credentials are not transferable and use by anyone other than members of the working media is unauthorized. Press credentials used in an unauthorized manner will be revoked immediately. News organizations allowing unauthorized individuals to use credentials will have their credentials revoked for the remainder of the year.

All press credentials remain the property of the LSU Athletics Department and must be returned on request.

General Information on LSU Basketball Coverage

ENTRANCE

The media entrance to the Pete Maravich Assembly Center is through the Northeast Corridor of the Maravich Center. The press workstation is located in that corridor. Access to the press room is limited to those with working credentials. A pre-game meal will be served approximately one hour before tipoff in the area across from the press room in the Northeast Corridor.

PARKING

Media parking is located in lots near the Pete Maravich Assembly Center. Because of limited space, requests for parking should be made with credential requests. It should not be assumed that parking passes will be provided with all media credentials.

SATELLITE TRUCKS

Any outlet using a satellite truck must request satellite truck parking and must have the truck in place at least two hours prior to tipoff. All production and uplink trucks should contact Dreyfus Milstead, Director of the Maravich Center, 225-578-8205 regarding parking and Director of Television Kevin Wagner, 225-578-1797, regarding production truck power hookup.

PHONE LINES

Those writers wishing personal phone lines at press row or in the press room should contact the AT&T Office in Baton Rouge (1-800-238-5501) with LSU Sports

Information as the contact.

There are a minimum of four phone lines available for every game for writers in the press room.

WIRELESS INTERNET ACCESS

Wireless Internet access is available in the press room and on press row of the Maravich Center. For information on how to access please ask LSU Basketball SID Kent Lowe.

HEAD COACH JOHNNY JONES

Coach Jones will be available for phone and in-person interviews on most non-game weekdays during the season. Please coordinate all requests for personal interviews with Coach Jones at least one day in advance through Kent Lowe in the LSU Sports Information Office at 225-578-8226.

Coach Jones will, based on the game schedule, make comments at a media session in the practice facility media room two days prior to a game. The sessions will take place prior to the team's practice. He will also take part in the weekly SEC Teleconferences beginning in January. Contact the SEC Office for the phone number.

On the road, Coach Jones will generally not be available once the team leaves Baton Rouge.

PLAYERS

LSU players will be available in the media sessions scheduled before practice two days prior to the game as the schedule permits. Special interviews should be requested 48 hours in advance through the LSU Sports Information Office.

Phone interviews will be handled on a case-by-case basis. NO players will be available for interviews on the road prior to the game.

The team apartments, locker room and team areas of the practice facility are off limits to media representatives at all times.

POSTGAME

LSU abides by Southeastern Conference policy regarding equal access to all members of the working media.

The LSU locker room is closed to all media after all games, home and away. Requested players will be brought to the practice facility media room for a group press conference after the 10-minute cooling off period. Coach Johnny Jones will come to the media room after conducting his post-game radio network locker room. On the road, media members can visit with Jones outside the locker-room or in the home team's interview area if so requested.

PRACTICES

Practices are closed to the media for the 2012-13 season, with the exception of the first 30 minutes on days of media sessions.

KEY PHONE NUMBERS

Sports Information: 225-578-8226
Sports Information FAX: 225-578-1861
Athletic Department: 225-334-4578
LSU Sports Properties: 225-578-7169
Athletic Ticket Office: 225-578-2184
Radio: 225-578-1882
Television: 225-578-1797

The LSU Sports Information Office is located on the fifth floor of the LSU Athletic Administration Building in the west parking lot of Tiger Stadium.

MAILING ADDRESS
LSU Sports Information
Athletic Administration Building
Baton Rouge, La. 70803

OVERNIGHT MAILING ADDRESS
LSU Sports information, Room 501
Athletic Administration Building
North Stadium Dr. at Nicholson St.
Baton Rouge, La. 70803



The Johnny Jones Show

The Johnny Jones Show, presented by Capital One Bank, a weekly one-hour radio program returns for the 2012-13 season. It is designed to give Tiger fans a chance to visit both live and by phone with LSU Coach Johnny Jones.

The show will be hosted again this season by former Tiger basketball star and game analyst for the LSU Sports Radio Network, Ricky Blanton. The show will be broadcast again this year from T. J. Ribs on Acadian Thruway.

Fans have the opportunity to come out and watch the show. There is also a call-in segment that features questions from listeners on the LSU Sports Radio Network, in the Geaux Zone at LSUsports.net and on Facebook.

The first show, with Coach Jones, is Nov. 19 and runs primarily on Mondays through the remainder of the regular season.



The Johnny Jones Radio Show is broadcast from T. J. Ribs on Acadian Thruway.

The History

The LSU Sports Radio Network, a division of LSU Sports Properties, brings Tiger basketball to LSU followers across the country. With two 50,000-watt clear channel affiliates and three 100,000-watt FM stations, LSU Basketball is distributed by satellite throughout the South. The LSU Sports Radio Network is anchored by Guaranty Broadcasting flagship New Country 100.7 FM in Baton Rouge. The LSU Sports Radio Network, in its 25th year, is one of the most diverse and progressive college radio networks in the country, utilizing an in-house radio studio to originate over 140 live events in football, men's and women's basketball, baseball and softball. Besides the live events, the network schedule includes a weekly live coach's show for football, men's and women's basketball and baseball.

2012-13 Network Affiliates

(PROJECTED) CALL LETTERS	FREQUENCY	CITY
WDGL-FM	98.1	Baton Rouge
KZMZ-FM	96.9	Alexandria
KSYL-AM	970	Alexandria
WBOX-FM	92.9	Bogalusa
KFNV-FM	107.1	Ferriday
KCIL-FM	96.7	Houma
KJIN-AM	1490	Houma
WYAB-FM	103.9	Jackson, Miss.
KJNA-FM	102.7	Jena
KLWB-FM	103.7	Lafayette/Opelousas
KKGB-FM	101.3	Lake Charles
KADK-AM	1400	Lake Charles
KJAE-FM	93.5	Leesville
KLIP-FM	105.3	Monroe
WWL-AM	870	New Orleans
WWL-FM	105.3	New Orleans
KNBB-FM	97.7	Ruston
KWKH-AM	1130	Shreveport
WFCG-FM	107.3	Tylertown, Miss.
WBBV-FM	101.3	Vicksburg, Miss.
KVPI-FM	92.5	Ville Platte
KVPI-AM	1050	Ville Platte

Network affiliates are subject to change
Please visit <http://www.LSUsports.net/radioaffiliates>



Jim Hawthorne
Director of Broadcasting

Hawthorne begins his 33rd season of LSU basketball play-by-play and in his LSU broadcasting career has called the action from three Final Fours, 15 College World Series in baseball (including

all six national championship games LSU played in) and 17 football Bowl games, including the 2003 and 2007 National Championship games.

A 47-year play-by-play veteran with Northwestern State football, basketball and baseball, Centenary basketball, Texas League baseball and World Football League broadcasts also among his credentials. Hawthorne is married to the former Juanita Carol Thomason of Anacoco and has one son, Joseph William, two daughters, Jaime Lynn and Amanda Ruth, and three grandchildren.



The LSU Sports Radio Network broadcast team: Ricky Blanton, Jim Hawthorne, Kevin Ford

Kevin Ford

Broadcast Host

Ford is in his 24th year with the LSU Sports Radio Network, hosting the network's basketball pregame, halftime and postgame shows.

He is in his 17th year as football host of pregame, halftime and post-game shows.

He currently hosts the program "Louisiana Sportsman TV" which airs on Cox Sports Television.

Ricky Blanton

Game Analyst

Former LSU basketball star Ricky Blanton, a member of the 16-member All-Century LSU basketball team, is in his fourth year as the game analyst and his third as the host of the Johnny Jones weekly radio show on the network.

Blanton, a member of LSU's 1986 Final Four team, scored 1,501 points in his career (15th best at LSU) and grabbed 766 rebounds, 14th all-time from 1984-86 and 1987-89.



Inside LSU Basketball With Johnny Jones

Inside LSU Basketball with Johnny Jones, presented by Academy Sports, will be the primary source for Tiger basketball news for the 2012-13 season. Jordy Hultberg will return as host of the basketball show this season with Coach Jones.

Along with game highlights, the show also features a different "inside" aspect of the basketball program each week. The show will be taped following the Saturday SEC game, allowing fans the most extensive up-to-date highlights of LSU games.

Inside LSU Basketball with Johnny Jones is syndicated weekly during the season throughout all major markets in the state of Louisiana by LSU Sports Properties. In addition, the show can be viewed in its entirety in the Geaux Zone of LSU's official athletic department web site, LSUsports.net.

Inside LSU Basketball debuts in December with two shows and then resumes with the start of SEC play, running through the end of the regular season. Check local listings for air times as well as the affiliates that Inside LSU Basketball with Johnny Jones can be viewed.



For the 11th year, Cox Sports Television has teamed up with LSU to be the exclusive regional cable sports network of LSU Athletics. The television package, which was signed in February of 2003 and recently extended, gives LSU year-round exposure on the regional sports network and will include close to 40 LSU sporting events including seven men's basketball games. CST, which can be seen in the Baton Rouge area on Cox Cable ch. 37, delivers LSU athletics to over 2 million viewers in Louisiana, Texas, Arkansas, Georgia, Florida, Mississippi and Virginia.



2012-13 Inside LSU Basketball Affiliates

Baton Rouge	WBRZ-TV (ABC) Cox Channel 4
Alexandria	KLAX-TV (ABC)
Houma	HTV 10
Lafayette	KLAF-TV (UPN)
Lake Charles	KLOC-TV KVHP-TV (FOX)
Monroe	KNOE-TV (CBS)
Morgan City	KWBJ-TV (WB)
New Orleans	WGNO-TV (ABC)
Shreveport	KMSS-TV (FOX)
Beaumont, Texas	KBMT-TV
Tyler, Texas	KYTX-TV
Waco, Texas	KCEN-TV

Regional CST
FSN Southwest/New Orleans
COMCAST/CSS

Network Affiliates are subject to change
Please visit <http://www.LSUsports.net/tvaffiliates>



Kevin Wagner
Director of Television

Kevin Wagner, LSU's Director of Television, is the executive producer/director for LSU's four major coaches' television shows featuring football coach Les Miles, men's basketball coach Johnny Jones, women's basketball coach Nikki Caldwell and baseball coach Paul Mainieri. He oversees all television projects associated with the LSU Athletics Department, including the coordination of LSU's video scoreboards in Tiger Stadium, the Pete Maravich Assembly Center and Alex Box Stadium.

Wagner, 56, was promoted to Assistant AD/Television in August, 2003 after joining LSU as assistant coordinator in August of 1989. He served as Coordinator of Electronic Media/Television for eight years prior to his most recent promotion.

A 1980 graduate of LSU in broadcast journalism, Wagner was a four-year Tiger letterman in diving (1975-79), earning All-Southeastern Conference honors in 1979 on the three-meter springboard.

A native of Houston with 33 years of experience as a television producer, Wagner and his wife Karen have two daughters - Allyson and Jennifer, and six grandchildren - Kaleigh, Conner, Randy, Tanner, Carson and Kyndal.



John Schiebe
Manager of Television

John Schiebe begins his 19th year as chief assistant in the television department. He came to LSU in August of 1994 from the University of Mississippi where he served as post-production supervisor in the Teleproductions Center. He was there for one-and-a-half years.

Schiebe served as a production assistant in Educational Television Services at Oklahoma State from 1984 through 1987 before becoming a producer/director in Agricultural Communications at OSU from 1987 until 1993 when he joined Ole Miss.

A 1986 graduate of Oklahoma State, he was born in Minneapolis, Minn. and attended high school in Oxford, Miss.

Schiebe, 50, is married to the former Mollie Clements of Memphis, Tenn., and they have two children, Tom and Pat.



David Landry
Television Producer

David Landry returned in 2006 to LSU as a producer within the television department after 12 years in television production in the Baton Rouge area. Before his freelance career, Landry, a native of Baton Rouge, served as a full-time television producer at LSU for four years (1990-1994) and was involved with production of LSU programming since 1988 when he was a student at the University.

Landry graduated from LSU in 1990 with a bachelor's degree in broadcast journalism. He married the former Kim Segura of Baton Rouge in 1991, and has two sons, Patrick and John.



the exclusive marketing and multimedia rights partner of **LSU** Athletics

TEAM LSU CORPORATE PARTNERS



TIGER PARTNERS




FOR MORE INFORMATION REGARDING SPONSORSHIP OPPORTUNITIES WITH LSU ATHLETICS, PLEASE CONTACT:

LSU Sports Properties
 LSU Athletic Administration Building • Baton Rouge, LA 70803



225.578.8883



BE A PART OF THE TRADITION

Results of contributions to Tiger Athletic Foundation appear in the form of new and upgraded facilities. In the Southeastern Conference, keeping pace in this area is of paramount importance and TAF will be there to make certain that every LSU team has the resources necessary to succeed.

Tiger Athletic Foundation: helping build the future of LSU Athletics.

Visit www.LSUTAF.org to find out how you can get involved or call **225-578-4823**.



The Preservation of Tiger Stadium



Football Operations Center



University Club Golf Course & Golf Practice Facility



Tiger Park



Alex Box Stadium



Basketball Practice Facility

GEAUX X ZONE HD



NEW FOR 2012 LSU SPORTS MOBILE APPS

The Official iPad, iPhone and Android Apps of LSU Athletics

Official news, schedules, scores, rosters and live stats.

Upgrade to LSUsports Mobile+ to get video highlights and live audio broadcasts *

* live audio available with Geaux Zone membership



THE BEST WAY TO EXPERIENCE LSU FOOTBALL

The Official Website of LSU Athletics powers the Geaux Zone on gamedays.

Members have access to live pregame video, live audio, on-demand HD Highlights, condensed games and full-game replays. Join now at www.LSUsports.net/HDfootball



www.LSUsports.net/apps



LSUsports.net/fancage

Connect like never before to your favorite LSU Athletics teams, coaches and departments online and on your smartphone. LSU Athletics' complete Social Media Directory including Facebook pages, twitter accounts and blogs are online at LSUsports.net/fancage.

Teams

LSU Baseball	@LSUBaseball
LSU Men's Basketball	@LSUBasketball
LSU Women's Basketball	@LSUwbkb
LSU Football	@LSUfbll
LSU Men's Golf	@LSUMensGolf
LSU Women's Golf	@LSUWomensGolf
LSU Gymnastics	@LSUGym
LSU Soccer	@LSUSoccer
LSU Softball	@LSU_Softball
LSU Swimming & Diving	@LSUSwimDive
LSU Men's Tennis	@LSUTennis
LSU Women's Tennis	@LSUwten
LSU Track & Field	@LSUTrackField
LSU Volleyball	@LSUVolleyball

Coaches

Karen Bahnsen	@LSUCoachBahnsen
Jeff Brown	@LSUCoachJBrown
Tasha Butts	@TashaButts
Nikki Caldwell	@NikkiCaldwell
Will Davis	@willd52
Howard Dobson	@HWDobson
Fran Flory	@LSUCoachFran
Dave Geyer	@LSUCoachGeyer
Lindsay Leftwicht	@LLefty18
Les Miles	@LSUCoachMiles
Tony Perotti	@TonyPerotti
Alexis Rather	@Alexis_Rather
Beth Torina	@BethTorina

Departments

LSUsports.net	@LSUsports
Academic Center	@LSUAcademicCtr
Compliance	@LSUCompliance
Equipment Managers	@LSUFBEquipment
Event Management	@LSUEM
Final Score	@LSUfinalscore
Geaux Zone RSS Feed	@LSUGeauxZone
Mike The Tiger	@LSUMikeTiger
Mike's Kids Club	@LSUMKC
LSU Sports Properties	@LSUSP
LSUpix.net	@LSUpix
LSUshop.net	@LSUshop
LSUsports.net RSS Feed	@LSUsportsNews
National L Club	@LSUclub
Publications	@LSUPublications
Sports Nutrition	@HealthyTigerLSU
Ticket Office	@LSUtix
Tiger Athletic Foundation	@LSUTAF
Tiger Girls	@LSUTigerGirls
Tiger Stadium	@LSUTigerStadium

University

Official University	@LSU
University News	@LSUnews

Administration

Krystal Bennett	@KrystalBennett
Michael Bonnette	@LSUBonnette
Brian Broussard	@broussardbrian
Quinlan Duhon	@LSUQuinlanDuhon
Jason Feirman	@jfeirman
Tom Kelsey	@coachkelsey
Luke Lovell	@Luke_Lovell
Kent Lowe	@LSUKent
Bill Martin	@LSUBillMartin
Jamie Mascari	@JamieMascari
Tommy Moffitt	@TommyMoffitt
Daniel Nunes	@dnuneslsu
Erin St. Ledger	@ErinStLedger
Jayson Santos	@M_Compliant_M
Will Stafford	@WillStaffordLSU
Lauren Taylor	@geauxLT
Jake Terry	@LSUJake
Emily Villere	@EAVillere
Herb Vincent	@LSUHerbVin



TIGERS IN THE NBA



▲ **BRANDON BASS**
BOSTON CELTICS



GLEN DAVIS
ORLANDO MAGIC



CHRIS JOHNSON
MINNESOTA TIMBERWOLVES



ANTHONY RANDOLPH
DENVER NUGGETS



TYRUS THOMAS
CHARLOTTE BOBCATS



MARCUS THORNTON
SACRAMENTO KINGS



GARRETT TEMPLE
MIAMI HEAT

2012-2013 Schedule

November

9	UC Santa Barbara	7 p.m.
13	McNeese State (CST)	7 p.m.
20	Northwestern State (CST)	7 p.m.
24	Mississippi Valley State (CST)	7 p.m.
29	Seton Hall (ESPNU)	8:30 p.m.

December

11	Chattanooga (CST)	7 p.m.
14	at Boise State	8 p.m.
18	at UC Irvine	9 p.m.
22	at Marquette (ESPNU)	1 p.m.
28	Houston Baptist (CST)	7 p.m.

January

5	Bethune Cookman	12:30 p.m.
9	at Auburn * (CSS/CST)	8 p.m.
12	Florida * (ESPNU)	3 p.m.
16	South Carolina * (ESPN3)	7 p.m.
19	at Georgia * (CSS/CST)	7 p.m.
23	Texas A&M * (SEC Network)	7 p.m.
26	at Kentucky * (SEC Network)	3 p.m.
30	Missouri * (SEC Network)	7 p.m.


February


2	at Mississippi State * (FSN)	4:30 p.m.
6	Vanderbilt * (ESPN3)	7 p.m.
9	at Alabama * (ESPN2)	7 p.m.
14	at South Carolina * (ESPN/2)	6 p.m.
16	Mississippi State * (ESPNU)	4 p.m.
19	at Tennessee * (ESPNU)	6 p.m.
23	Alabama * (SEC Network)	12:30 p.m.
27	Arkansas * (SEC Network)	7 p.m.

March

2	at Missouri * (SEC Network)	3 p.m.
6	at Texas A&M * (SEC Network)	7 p.m.
9	Ole Miss * (SEC Network)	12:30 p.m.
13-17	SEC Tournament (at Nashville, Tenn.)	TBA

Home Games in Bold • * - Denotes SEC Games
All Times Central and Subject to Change

 /LSUBasketball

 @LSUBasketball

For Tickets: LSUtix.net or 800-960-8587



LOVE PURPLE
LIVE GOLD
LSU.edu

LSUsports.net
  LSUsports.net/fancage