



STORM  
WARREN

MALCOLM  
WHITE

CHRIS  
BASS

**LSU**

BASKETBALL MEN'S  
2011 - 2012





# LSU BASKETBALL PRACTICE FACILITY

▼ PRACTICE GYM

▼ LOBBY



VIDEO ROOM ▶



▲ STATE-OF-THE-ART LOCKER ROOM





**TRENT JOHNSON**

# LSU BASKETBALL

CHARACTER. ABILITY. PERSONAL INTEGRITY. HUMANITARIAN. MENTOR. DEMANDING. LOYAL.

To LSU players, those associated with the program, and fans, LSU basketball Coach Trent Johnson is best described by these words.

During his first year at LSU, the Southeastern Conference recognized those traits as LSU made its way through a 13-3 conference season that resulted in the school's 10th league championship. Now he is bringing student-athletes to LSU who can represent the program in the right way both on and off the court. Nationally, people respect the job Johnson has done, not only at LSU, but in his other coaching tenures. That national respect has been shown both from the the leagues and several national groups. His beliefs have become the beliefs of LSU basketball fans who look forward to the 2011-12 season after a second strong recruiting class has arrived in Baton Rouge.

- ▶ Consensus choice as 2009 SEC Coach of the Year
- ▶ Finalist, four national Coach of the Year Awards, 2009
- ▶ Consensus choice as Coach of the Year in 3 different leagues
- ▶ Listed as one of "Five Best 2008-09 First-Year Coaches" (Athlon)

**INTRO**

- 1 Trent Johnson Basketball
- 2 Table of Contents/Credits
- 3 Quick Facts
- 4 2011-12 Schedule/2010-11 Results
- 5 2011-12 Rosters
- 6 Season Preview

**THIS IS LSU**

- 8 Championship Basketball
- 10 Cox Academic Center
- 14 Campus Life
- 15 Why LSU
- 16 Campus Apartments
- 17 Community Outreach, LifeSkills
- 18 Tiger Basketball in Italy
- 20 Pete Maravich Assembly Center
- 22 LSU Practice Facility
- 24 National Spotlight/Social Media
- 26 Strength and Conditioning
- 28 Athletic Training
- 30 1935 National Champions
- 31 Final Four Legacy
- 32 All-Americans, SEC POY
- 33 Bob Pettit
- 34 Pete Maravich
- 35 Shaquille O'Neal
- 36 Durand Macklin
- 37 First-Team All-Americans
- 39 All-Century Team
- 40 All-Decade Teams
- 42 Tigers in the NBA
- 46 A Legend Steps Down -- Shaq and his Statue
- 48 LSU Greats
- 50 Prominent Alumni
- 52 Mike The Tiger
- 53 Cheerleaders/Tiger Girls

**THE TIGERS**

- 54 Chris Bass
- 56 Jalen Courtney
- 58 Andrew Del Piero
- 59 Justin Hamilton
- 60 Anthony Hickey
- 61 John Isaac
- 62 Eddie Ludwig
- 64 Ronald Martin
- 65 Johnny O'Bryant III
- 66 Andre Stringer
- 68 Ralston Turner
- 70 Storm Warren
- 72 Malcolm White
- 74 Returnee stats vs. 2011-12 opponents
- 75 Radio-TV Roster

**COACHES**

- 76 Coaches of the SEC Era
- 77 All-time Coaching Records
- 78 Head Coach Trent Johnson
- 84 Assistant Coach Donny Guerinoni
- 85 Assistant Coach Nick Robinson
- 86 Assistant Coach Brent Scott
- 87 Brittany Carvalhido/Support Staff
- 88 Training/Video/Strength, Conditioning

**REVIEW**

- 89 2010-11 Season Review
- 91 2010-11 Box Scores
- 96 2010-11 Season Statistics
- 97 2010-11 Scoreboard
- 98 2010-11 Superlatives
- 99 2010-11 Game-by-Game Statistics
- 100 2010-11 Starting Lineups
- 101 SEC Review

**PREVIEW**

- 102 Charleston Classic/Big East-SEC Challenge
- 103 Charleston Classic Teams
- 105 Non-conference opponents
- 107 SEC Office
- 108 SEC Opponents/Series Record
- 110 Superlatives vs. SEC Teams/SEC on TV
- 111 2012 SEC Tournament
- 113 2011-12 Post-Season/Travel Plans

**RECORDS**

- 114 School Records
- 117 Miscellaneous Records
- 120 Maravich Center Records
- 121 Individual Career Records
- 122 Individual Single-Season Records
- 123 Individual Single-Game Records
- 124 Opponent Individual Game Records
- 125 Team Game Records
- 126 Team Single Season Records
- 127 Opponent Team Season Records
- 128 Yearly Leaders
- 130 Records by Class
- 131 1,000-Point Club
- 134 500-Rebound Club
- 135 200-Assist Club, 100-Steal Club
- 136 30-plus Points/15-plus Rebounds/10-plus Assists
- 139 SEC Tournament Records
- 140 NCAA Tournament Records
- 141 NIT Records

**HISTORY**

- 142 Yearly Records/Milestones
- 143 Home-Away-Neutral/Win Streaks
- 144 Year-by-Year-Results
- 153 Series Records
- 162 Championship Teams
- 164 Recprds vs. Conferences
- 165 LSU In The Post-Season
- 168 LSU in the Polls
- 171 Year-by-Year Statistics
- 175 Starters by Year
- 176 SEC Championships
- 177 100-Point Games
- 178 Overtime Games
- 179 Pete Maravich Center W-L/Attendance
- 181 All-SEC Teams
- 184 Academic SEC/All-SEC Tournament
- 185 Harry Rabenhorst
- 186 Dale Brown
- 187 John Brady
- 188 Lettermen
- 191 LSU By The Numbers
- 194 Louisiana Awards

**LSU**

- 197 President John V. Lombardi
- 198 Chancellor Dr. Michael V. Martin
- 199 Vice-Chancellor AD Joe Alleva
- 200 Athletics Administration
- 202 Sports Information
- 203 Media Guidelines
- 204 LSU Sports Radio Network
- 205 LSU Sports TV Network
- 206 LSU Sports Properties
- 207 LSU Tiger Athletic Foundation
- 208 LSUsports.net/Connect

[www.LSUsports.net/mensbasketball](http://www.LSUsports.net/mensbasketball) - For more LSU Basketball Information

**CREDITS****Editor**

C. Kent Lowe

**Layout & Design**

Krystal Bennett

**Assistant Editors**

Michael Bonnette, Bill Franques, Matt Dunaway, Ashley Amoss

**Photography**

Steve Franz, Chris Parent, Jason Feirman, Hilary Scheinuk, Neil Brake, Jim Zeitz, Eddie Perez, Bill Feig, Musermeche Photography, Dennis Hodges, NBA Photos (Andrew Bernstein, Sam Forenich, Glenn James, Kim Stallknecht, Steve Waltman, Jeff Vinnick).

**Printing**

Multi Ad



©Copyright Louisiana State University  
The 2011-12 LSU Basketball Media Guide was written by the LSU Sports Information Office and designed by the LSU Publications Office on an Apple Mac Pro using InDesign CS4 and Adobe Photoshop CS4. All text and photo content is property of Louisiana State University and LSU Athletics and cannot be reproduced without permission from the LSU Sports Information Office.

**MEDIA GUIDES**

LSU Media Guides can be either preordered with your season ticket order form or online at [www.LSUsports.net/mediaguides](http://www.LSUsports.net/mediaguides). Guides also can be purchased from LSU SportShop located on North Stadium Drive.

**IMAGE REQUESTS**

Members of the media can obtain photos on all LSU coaches and athletes as well as official LSU logos on the internet at <http://media.lsusports.net>. The site features head shots and action shots of all of LSU's basketball players. The site will be updated throughout basketball season. To gain access to the database, please contact Kent Lowe in the LSU Sports Information Department for a login and password.

**LSUSPORTS.NET**

As the Official Web Site of LSU Athletics, LSUsports.net provides complete and up-to-the-minute information about all 20 of LSU's varsity athletic teams to both fans and media around the nation.



## LSU Men's Basketball Coaching Staff

NAME	POSITION	ALMA MATER	YEAR AT LSU
Trent Johnson	Head Coach	Boise State, '86	4th
Donny Guerinoni	Assistant Coach	Nevada, '01	4th
Nick Robinson	Assistant Coach	Stanford, '05	3rd LSU (1st ast.)
Brent Scott	Assistant Coach	Rice, '03	4th
Brittany Carvalhido	Executive Assistant to HC	Oklahoma State, '05	2nd (4th at LSU)

### Basketball Facts

Head Coach:	Trent Johnson
Alma Mater/Year:	Boise State, '86
Career Record:	208-170
Years as Head Coach:	Entering 13th year
Record at LSU:	49-49
Years at LSU:	Entering 4th year
2010-11 Record:	11-21, 3-13 (6th SEC West)
Assistant Coaches:	Donny Guerinoni, Nick Robinson, Brent Scott
Executive Assistant to HC:	Brittany Carvalhido

### University Facts

Location:	Baton Rouge, La.
Founded:	1860
Enrollment:	28,771
Nickname:	Tigers or Fighting Tigers
Colors:	Purple and Gold
Print specifications:	Purple-PMS 268, Gold-PMS 123
Mascot:	Mike VI (live Bengal tiger)
Arena:	Pete Maravich Assembly Center
Capacity:	13,215
Year Opened:	1972
All-time Record in PMAC:	461-164 (40 years)
Conference:	Southeastern
Band:	Bengal Brass Basketball Band

### University Administration

President:	Dr. John V. Lombardi (Pomona, '63)
Chancellor:	Dr. Michael V. Martin (Mankato, '69)
Faculty Representative:	Dydia DeLyser (Syracuse, '98)

### Athletics Department

Vice-Chancellor/AD:	Joe Alleva (Lehigh, '75)
Assoc. Vice-Chan./Sr. Assoc AD:	Herb Vincent (LSU, '83)
Sr. Assoc. AD:	Verge Ausberry (LSU, '90)
Sr. Assoc. AD/Compliance, Planning:	Bo Bahnsen (LSU, '82)
Sr. Assoc. AD/Business:	Mark Ewing (LSU, '78)
Sr. Assoc. AD/Student Services, SWA:	Miriam Segar (LSU, '94)
Sr. Assoc. AD/Ops, Project Development:	Eddie Nunez (Florida, '98)
Sr. Assoc. AD/Facility & Grounds:	Ronnie Haliburton (LSU, '90)
Assistant AD/Ticket Manager:	Brian Broussard (LSU, '93)

### Sports Information

Associate AD/SID:	Michael Bonnette (LSU, '93)
Senior Associate SID:	Kent Lowe (LSU-Shreveport, '79)
Senior Associate SID:	Bill Franques (LSU, '85)
Associate SID:	Matt Dunaway (UCF, '05)
Associate SID:	Bill Martin (LSU, '07)
Associate SID:	Will Stafford (LSU, '06)
Publications Director:	Jason Feirman (LSU, '00)
Graphic Design Coordinator:	Krystal Bennett (LSU, '06)
Graphic Design Coordinator:	Courtney Wilburn (LSU, '08)
Photography Coordinator:	Steve Franz (LSU, '93)
Administrative Secretary:	Pam LeBlanc

### LSU Sports Radio Network

Director of Broadcasting:	Jim Hawthorne (Northwestern St., '67)
---------------------------	---------------------------------------

### LSU Sports Television Network

Director of Television:	Kevin Wagner (LSU, '80)
Assistant Director:	John Schiebe (Oklahoma St., '86)
Television Producer:	Dave Landry (LSU, '90)

### LSUsports.net

Interactive Manager:	Todd Politz (LSU, '99)
----------------------	------------------------



### Media Information

Men's Basketball SID:	C. Kent Lowe
SID Office Phone:	225-578-8226
Lowe's Office Phone:	225-578-1864
SID Fax:	225-578-1861
Lowe's Home Phone:	225-761-1734
Lowe's Cell Phone:	225-241-4360
Lowe's E-Mail Address:	clowe@lsu.edu
LSU website:	www.LSUsports.net
Press Row Phone:	225-578-8226
SID Mailing Address:	Athletics Administration Building, Baton Rouge, LA 70803
Overnight Address:	Fifth Floor, Athletics Administration Building Nicholson Drive and North Stadium Drive Baton Rouge, La. 70894

### Athletics Phone Directory (225 area code)

Athletics Department:	578-8100
Athletics Director:	578-3600
Senior Women's Administrator:	578-1888
Student Services:	578-4100
Marketing and Promotions:	578-6629
Internal Operations:	578-6603
Business Office:	578-6783
Ticket Office:	578-2184
Men's Basketball Office:	578-8217

@LSUCoachJohnson  
@LSUBasketball

Facebook.com/LSUBasketball  
Facebook.com/MaravichManiacs

## 2011-12 LSU Basketball Schedule

DATE	OPPONENT	SITE	TIME
<b>Nov. 12</b>	<b>NICHOLLS STATE</b>	<b>Baton Rouge, La.</b>	<b>Noon</b>
Nov. 15	at Coastal Carolina	Conway, S.C.	6 p.m.
Charleston Classic (Nov. 17-18-20)			
Nov. 17	vs. Northwestern (ESPNU)	Charleston, S.C.	2 p.m.
Nov. 18	vs. Tulsa/Western Kentucky	Charleston, S.C.	TBA
Nov. 20	TBA	Charleston, S.C.	TBA
<b>Nov. 23</b>	<b>SOUTH ALABAMA (CST)</b>	<b>Baton Rouge, La.</b>	<b>7 p.m.</b>
Nov. 29	at Houston (CBS Sports Network)	Houston, Texas	7 p.m.
Dec. 3	at Rutgers (ESPNU)	Piscataway, N.J.	6 p.m.
<b>Dec. 10</b>	<b>BOISE STATE (CST)</b>	<b>Baton Rouge, La.</b>	<b>7 p.m.</b>
<b>Dec. 15</b>	<b>UC-IRVINE (CST)</b>	<b>Baton Rouge, La.</b>	<b>7 p.m.</b>
<b>Dec. 19</b>	<b>MARQUETTE (FSN)</b>	<b>Baton Rouge, La.</b>	<b>8 p.m.</b>
Dec. 22	at North Texas	Denton, Texas	7 p.m.
<b>Dec. 29</b>	<b>GRAMBLING STATE (CST)</b>	<b>Baton Rouge, La.</b>	<b>6 p.m.</b>
<b>Jan. 2</b>	<b>VIRGINIA (CSS/CST)</b>	<b>Baton Rouge, La.</b>	<b>6 p.m.</b>
<b>Jan. 7</b>	<b>*OLE MISS (SEC Network)</b>	<b>Baton Rouge, La.</b>	<b>12:30 p.m.</b>
Jan. 11	*at Alabama (CSS/CST)	Tuscaloosa, Ala.	8 p.m.
Jan. 14	*at Arkansas (FSN)	Fayetteville, Ark.	8 p.m.
<b>Jan. 17</b>	<b>*AUBURN (ESPNU)</b>	<b>Baton Rouge, La.</b>	<b>6 p.m.</b>
Jan. 21	*at Florida (FSN)	Gainesville, Fla.	5 p.m.
Jan. 25	*at Mississippi State (SEC Network)	Starkville, Miss.	7 p.m.
<b>Jan. 28</b>	<b>*KENTUCKY (SEC Network)</b>	<b>Baton Rouge, La.</b>	<b>3 p.m.</b>
<b>Feb. 4</b>	<b>*ARKANSAS (SEC Network)</b>	<b>Baton Rouge, La.</b>	<b>12:30 p.m.</b>
Feb. 8	*at Vanderbilt (CSS/CST)	Nashville, Tenn.	8 p.m.
<b>Feb. 11</b>	<b>*ALABAMA (ESPN2)</b>	<b>Baton Rouge, La.</b>	<b>6 p.m.</b>
<b>Feb. 14</b>	<b>*MISSISSIPPI STATE (ESPNU)</b>	<b>Baton Rouge, La.</b>	<b>8 p.m.</b>
Feb. 18	*at South Carolina (SEC Network)	Columbia, S.C.	12:30 p.m.
<b>Feb. 22</b>	<b>*GEORGIA (SEC Network)</b>	<b>Baton Rouge, La.</b>	<b>7 p.m.</b>
Feb. 25	*at Ole Miss (SEC Network)	Oxford, Miss.	12:30 p.m.
<b>Feb. 29</b>	<b>*TENNESSEE (CSS/CST)</b>	<b>Baton Rouge, La.</b>	<b>8 p.m.</b>
March 3	*at Auburn (CBS Sports)	Auburn, Ala.	1 p.m.
March 8-11	SEC Tournament* (SEC Network, ABC)	New Orleans, La.	TBA

Home games **Bold CAPS** \*denotes SEC Games CST = Cox Sports TV FSN = Fox Sports Net CSS = Comcast Sports

## 2010-11 LSU Basketball Results

DATE	OPPONENT	SCORE	PAID ATT.
Nov. 12	Northwestern State	W, 87-78	7,842
Nov. 16	Nicholls State	L, 53-62	6,913
Nov. 18	Tennessee-Martin	W, 79-56	6,607
Nov. 21	Memphis (at Tupelo, Miss.)	L, 60-71	7,941
Nov. 24	Centenary	W, 78-36	6,742
Nov. 28	at South Alabama	W, 80-65	3,653
Nov. 30	Houston	W, 73-57	6,688
Dec. 11	Central Michigan	W, 59-55	6,898
Dec. 13	Coastal Carolina	L, 69-78 (ot)	6,425
Dec. 16	McNeese State	W, 78-66 (ot)	6,445
Dec. 18	Wichita State (at Bossier City, La.)	L, 69-70	2,165
Dec. 22	North Texas	L, 55-75	7,017
Dec. 27	Southern	W, 62-41	6,739
Dec. 29	at Rice	L, 68-74	3,358
Jan. 2	at Virginia	L, 50-64	10,049
Jan. 8	at Auburn	W, 62-55	6,873
Jan. 12	Arkansas	W, 56-53	7,023
Jan. 15	at Kentucky	L, 44-82	24,330
Jan. 22	Ole Miss	L, 51-78	8,060
Jan. 26	at Tennessee	L, 53-75	18,991
Jan. 29	at Alabama	L, 46-70	15,383
Feb. 2	South Carolina	L, 56-64	7,311
Feb. 5	Mississippi State	L, 57-58	7,938
Feb. 9	at Ole Miss	L, 60-66	2,112
Feb. 12	at Arkansas	L, 61-80	12,933
Feb. 17	Alabama	L, 56-67	7,830
Feb. 20	Florida	L, 61-68	7,711
Feb. 23	at Mississippi State	W, 84-82	7,303
Feb. 26	Vanderbilt	L, 69-90	7,703
March 2	at Georgia	L, 53-73	8,642
March 5	Auburn	L, 51-60	6,857
March 10	Vanderbilt (SEC Tournament)	L, 50-62	15,145







## 2011-12 LSU Basketball Team

**Front Row:** Manager Josh Priola, Manager Chris Kwan, Strength and Conditioning Coach Ryan Filo, Assistant Coach Donny Guerinoni, Assistant Coach Nick Robinson, Head Coach Trent Johnson, Assistant Coach Brent Scott, Video Coordinator Zach Kendrick, Head Basketball Trainer Shawn Eddy, Head Manager Darren Bahnsen, Manager Nathan Docter.

**Back Row:** Andre Stringer, Ronald Martin, Ralston Turner, Jalen Courtney, Eddie Ludwig, Johnny O'Bryant III, Andrew Del Piero, Justin Hamilton, Malcolm White, Storm Warren, John Isaac, Chris Bass, Anthony Hickey.

## Alphabetical

NO.	NAME	POS.	HT.	WT.	YR.	EXP.	HOMETOWN (PREVIOUS SCHOOL)
4	Chris Bass	G	6-1	190	Sr.	3L	Baton Rouge, La. (Lee Academy Prep)
14	Jalen Courtney	F	6-8	228	So.	1L	Jackson, Miss. (Provine HS)
55	Andrew Del Piero	C	7-2	257	Jr.	RS	Austin, Texas (Westlake HS)
41	Justin Hamilton	C	7-0	260	Jr.	TR	Alpine, Utah (Lone Peak HS/Iowa State)
1	Anthony Hickey	G	5-11	182	Fr.	HS	Hopkinsville, Ky. (Christian County HS)
32	John Isaac	G	6-3	208	Fr.	HS	Leesville, La. (Pickering HS)
13	Eddie Ludwig	F	6-9	210	Jr.	2L	Metairie, La. (Metairie Park Country Day)
*12	Ronald Martin	G	6-1	182	Fr.	HS	White Castle, La. (White Castle HS)
2	Johnny O'Bryant III	F	6-9	262	Fr.	HS	Cleveland, Miss. (East Side HS)
10	Andre Stringer	G	5-9	178	So.	1L	Jackson, Miss. (Forest Hill HS)
22	Ralston Turner	G	6-6	205	So.	1L	Muscle Shoals, Ala. (Muscle Shoals HS)
24	Storm Warren	F	6-7	230	Sr.	3L	Monroe, La. (Richwood HS)
5	Malcolm White	F	6-9	220	Sr.	1L	Baton Rouge, La. (St. Helena Central HS/Ole Miss)

## Numerical

NO.	NAME	POS.	HT.	WT.	YR.	EXP.	HOMETOWN (PREVIOUS SCHOOL)
1	Anthony Hickey	G	5-11	182	Fr.	HS	Hopkinsville, Ky. (Christian County HS)
2	Johnny O'Bryant III	F	6-9	262	Fr.	HS	Cleveland, Miss. (East Side HS)
4	Chris Bass	G	6-1	190	Sr.	3L	Baton Rouge, La. (Lee Academy Prep)
5	Malcolm White	F	6-9	220	Sr.	1L	Baton Rouge, La. (St. Helena Central HS/Ole Miss)
10	Andre Stringer	G	5-9	178	So.	1L	Jackson, Miss. (Forest Hill HS)
*12	Ronald Martin	G	6-1	182	Fr.	HS	White Castle, La. (White Castle HS)
13	Eddie Ludwig	F	6-9	210	Jr.	2L	Metairie, La. (Metairie Park Country Day)
14	Jalen Courtney	F	6-8	228	So.	1L	Jackson, Miss. (Provine HS)
22	Ralston Turner	G	6-6	205	So.	1L	Muscle Shoals, Ala. (Muscle Shoals HS)
24	Storm Warren	F	6-7	230	Sr.	3L	Monroe, La. (Richwood HS)
32	John Isaac	G	6-3	208	Fr.	HS	Leesville, La. (Pickering HS)
41	Justin Hamilton	C	7-0	260	Jr.	TR	Alpine, Utah (Lone Peak HS/Iowa State)
55	Andrew Del Piero	C	7-2	257	Jr.	RS	Austin, Texas (Westlake HS)

\* - Expected to join team as walk-on at conclusion of LSU football season.

## Coaching Staff

Head Coach:	Trent Johnson	Boise State, '86	4th year at LSU
Assistant Coach:	Donny Guerinoni	Nevada, '01	4th year at LSU
Assistant Coach:	Nick Robinson	Stanford, '05	3rd year at LSU (1st as asst.)
Assistant Coach:	Brent Scott	Rice, '03	4th year at LSU
Executive Asst. to HC	Brittany Carvalhido	Oklahoma St. '05	2nd year men's (4th at LSU)

## Pronunciation Guide

Guerinoni - Gw-air-uh-no-nee
Del Piero - Del Pair-o
Carvalhido - Carv-eh-lee-doe



# 2011-2012 PREVIEW

There is a renewed optimism and enthusiasm as the 2011-12 men's basketball season approaches. There have been hours in the weight room and workouts in the practice facility with a team that combines youth and enthusiasm of two recruiting classes (one that has experienced a year in the program) and a group of veteran players who understands what is needed to achieve in the Southeastern Conference.

Put it all together and it means it is time for this LSU team to step up. But they will have to do it against top-flight competition outside the league and a new SEC that begins the transition away from divisions into top-to-bottom league standings.

## The Returnees

LSU has three seniors in its class of 2012 after no seniors a year ago – **Chris Bass**, **Storm Warren** and **Malcolm White**.

Bass has played over 90 games in his first three seasons at LSU and has 21 starts. With an average of over 17 minutes a game for his career, the younger brother of former SEC POY and NBA star Brandon Bass, can put the offense in a different tempo when he is in the game. Bass is already one of the 28 players in LSU history to dish out more than 200 assists in his career.

Warren had an injury-riddled junior season, but he was solid at the end of the year when he came back at near full

strength. He enters his senior season just 59 rebounds shy of becoming the 37th player in the 100-plus year history of the program to top 500 boards. Although Warren averaged 7.6 points in limited league play, he has been working hard to get back to the numbers of his sophomore season when he averaged over 11 points a game.

White had up and down moments as he adjusted to the year away from the court while transferring from Ole Miss, but he has plans to be a factor for LSU on the inside. White started all but one game last year and looks to improve on numbers of 7.6 points and 5.1 rebounds. Foul difficulties slowed his early game progress but he has been working hard to be aggressive without fouling which will give him more scoring and rebounding opportunities before he finishes his final year of college eligibility.

Junior **Eddie Ludwig** has played extremely hard when he saw the court, especially in 2011, and he was one of the best for LSU at the free throw line, averaging 75.8 percent. He averaged 15.9 minutes a game and helped LSU in several games this past spring in the Italian tour.

The rest of the returnees are all sophomores and veterans of the SEC wars after a freshman campaign that had good moments at times for most of them.

The only one that battled it all year

was **Jalen Courtney**, whose freshman year was pretty much shut down at mid-year by a knee injury. Courtney played in just 15 games and is working in the gym to get back some playing time this coming season.

**Andre Stringer** spent a good portion of the season at point guard and besides passing the ball effectively, he showed off his ability to shoot the long-range three to the tune of a team best 57 treys. He also led the team in assists (85) and was second in steals (34) while averaging a team best 30.7 minutes a game. He was second on the team in scoring at 11.2 points a game.

**Ralston Turner**'s first year, despite missing the first five games of league play after an injury late in the Virginia game, was honored with a spot on the Coaches All-SEC Freshman Team. Turner averaged a team best 12.3 points a game and also showed his long-range prowess with 48 threes. In his 11 conference games after the injury, he averaged 11.5 points per game in 28.8 minutes per game. Turner showed early and often why he was highly recruited out of Muscle Shoals, Ala., and worth the effort the LSU coaching staff put in to bring him to Baton Rouge. Now he steps back on the court with a year's experience, knowing the hard work necessary to overcome the ups and downs of a college season.

## Newcomers

LSU signed three players for the 2011-





Storm Warren

12 season and brings an exciting transfer from the Big 12 to the court this season.

The LSU fans have been waiting for seven-footer **Justin Hamilton** to do more than sit on the bench at games while redshirting from Iowa State last year and they won't be disappointed. The two-year starter for the Cyclones is ready to show his ability. Hamilton averaged 6.4 points and 5.4 rebounds in 2010 at Iowa State and his 61.7 percent field goal percentage was the fourth best in Iowa State history. He led the conference in offensive rebound average and 7.3 rebounds in conference games.

LSU's trip to Italy in the spring was important for Hamilton as it allowed him to get back into game action before the 2011-12 season began and he had several impressive performances in the six games.

The Tigers' other big man is newcomer McDonald's and Parade All-American **Johnny O'Bryant III** of Cleveland, Miss. He comes to LSU having averaged 21 points with 16 rebounds, three assists and five blocks. He had 10 points in the Jordan All-Star game, making 5-of-9 field goals in 18 minutes. He was named the third team center on the 2011 USA Today Prep All-America team.

Another Mr. Basketball from the state of Kentucky has found his way to Baton Rouge in the late signing period. **Anthony Hickey** blossomed late in his senior season, leading Hopkinsville to the state title on a night when he had 17 points and 12 rebounds and was named the tournament's MVP. During his senior season he averaged 18.5 points and 8.3 assists and played in the prestigious

Indiana-Kentucky All-Star games for his home state.

Louisiana is represented by **John Isaac** of Leesville's Pickering High School. Isaac committed to LSU early and rallied back strongly in his senior season after losing much of his junior year after an ACL injury. Isaac averaged a double double in both his sophomore (18.5 pts, 11.5 asts) and senior (22 pts, 11 reb, 8 asts) seasons. The all-state selection was a starter on his high school varsity team since the seventh grade.

The Tigers will have two walk-ons this season – 7-2 **Andrew Del Piero** and LSU football player **Ronald Martin**. Del Piero was a member of the Golden Band from Tigerland for two seasons before joining the LSU team and a year of practice will give him a chance to be effective when called to log minutes for the team. Martin, who led White Castle (La.) to both the state football and basketball titles, is expected to walk on to the team after the LSU football season is over.

### The Schedule


The Tigers will be tested during non-conference play and that will be a good thing to prepare them for the SEC. Marquette should be nationally-ranked when they come to Baton Rouge in December and January opens with Virginia in the PMAC. LSU will travel to Charleston for the Charleston Classic where they will face Northwestern of the Big 10 first then either Tulsa or Western Kentucky in the second round. Road tests will find the team traveling to Coastal Carolina, Houston and North Texas.



Ralston Turner



Chris Bass



# Championship

## BASKETBALL








**Shaquille O'Neal**  
1991 National Player of the Year



**Dale Brown**  
1981 National Coach of the Year



**Pete Maravich**  
1969 • 1970 National Player of the Year

# NAISMITH MEMORIAL BASKETBALL HALL OF FAME



**Bob Pettit**  
(1951-1954) Inducted 1971

**Pete Maravich**  
(1967-1970) Inducted 1987

**58**  
First-Team All-SEC Selections

**60**  
Academic All-SEC Honors

**12**  
SEC Player of the Year Honors

**8**  
First-Team All-Americans

**24**  
Postseason Appearances

**4**  
NCAA Final Four Appearances

**1**  
NIT Final Four Appearance

**1**  
National Title

**10**  
SEC Championships

**13**  
NBA First-Round Draft Picks

**1**  
NBA No. 1 Pick


**2**  
NBA No. 2 Picks

**2**  
NBA No. 3 Picks

**3**  
Members of NBA at 50 Team

**2**  
College National Players of the Year

**2**  
Naismith Hall of Fame Members



**Above:** Durand "Rudy" Macklin is given his Distinguished Alumnus of the Year award at the LSU Academic Gala from LSU Systems President Dr. John Lombardi. **Inset:** Alex Farrer, receives the Bengal Belles Academic Excellence Award from Dr. Kenneth Miles and Bengal Belles President Aimee' Simon at the annual Academic Gala. The award is a post-graduate honor for those that finish their degree prior to finishing their athletic eligibility. Farrer graduated in the Spring of 2009.

# Academic SUCCESS

## Academic Center & Student Affairs Staff

- |  |  |  |  |   |  |  |  |
|--|--|--|--|---|--|--|--|
| <br><b>Dr. Kenneth O. Miles</b><br>Executive Director                | <br><b>Jade Bryan</b><br>Assist. Director of Diversity, Inclusion, & Civic Engagement | <br><b>Richard Capone</b><br>Assistant Director for Internal Operations | <br><b>Derek Cowherd</b><br>Director of Academic Affairs      | <br><b>Stephanie Crawford</b><br>Tutorial Coordinator                      | <br><b>Matthew Dahlke</b><br>Academic Advisor | <br><b>Kydani Dover</b><br>Learning Specialist                        | <br><b>Walt Holliday</b><br>Assistant Director |
| <br><b>Becca Hubbard</b><br>Associate Director for Health & Wellness | <br><b>Ericka Lavender</b><br>Assistant Director                                      | <br><b>Mike Mallet</b><br>Director of Student Affairs/CHAMPS Program    | <br><b>Sarah Moran</b><br>Assistant to the Executive Director | <br><b>Dr. Audrey Phillips</b><br>Sr. Assoc. Director for Student Learning | <br><b>Jason Shaw</b><br>Academic Advisor     | <br><b>Jennifer Timmer</b><br>Associate Director for Student Learning | <br><b>Carole Walker</b><br>Associate Director |





# Basketball Graduates

LSU's graduates since Cox Communications Academic Center Opened in 2002



Shaquille O'Neal returned in December of 2000 to earn his degree.

**Brad Bridgewater**  
July 2002  
General Studies

**Jermaine Williams**  
July 2002  
Sociology

**Collis Temple III**  
Dec. 2002  
Masters Sports Management

**Pete Bozek**  
Dec. 2002  
Kinesiology

**Jason Wilson**  
May 2003  
General Studies

**Brian Greene**  
Dec. 2003  
Biological Sciences

**Charlie Thompson**  
May 2004  
General Studies

**Paul Wolfert**  
May 2005  
Finance

**Louis Earl**  
July 2005  
General Studies

**Xavier Whipple**  
July 2005  
General Studies

**Darrel Mitchell**  
May 2006  
General Studies

**Darnell Lazare**  
August 2007  
Information Systems

**David Fleshman**  
Spring 2008  
General Studies

**Garrett Temple**  
Spring 2008  
Management

**Dameon Mason**  
Summer 2008  
General Studies

**Alex Farrer**  
Spring 2009  
Management

**Tasmin Mitchell**  
Spring 2010  
Communication Studies

**Antonio Hudson**  
Fall 2010  
General Studies

**Garrett Green**  
Summer 2011  
Sports Administration

## SEC Academic Honor Roll

Since Cox Communications Academic Center for Student-Athletes Opened in 2002

**2001-02**  
Brian Green  
Collis Temple III

**2002-03**  
Pete Bozek  
Brian Green  
Charlie Thompson

**2003-04**  
Charles Thompson  
Paul Wolfert  
Brandon Bass (Freshman)  
Ross Neltner (Freshman)

**2004-05**  
Brandon Bass  
(SEC Scholar-Athlete of the Year)  
Darrel Mitchell

Ross Neltner  
Paul Wolfert  
Glen Davis (Freshman)  
David Fleshman  
Garrett Temple (Freshman)

**2005-06**  
Glen Davis  
David Fleshman  
Darnell Lazare

Darrel Mitchell  
Garrett Temple

**2006-07**  
Alex Farrer  
Greg Terrebonne (Freshman)

**2007-08**  
Greg Terrebonne

**2008-09**  
Alex Farrer  
Garrett Temple

**2009-10**  
Chris Beattie  
Alex Farrer

**2010-11**  
Eddie Ludwig

*"The Academic Center for Student-Athletes is a tremendous asset to all athletes. It provides those intangibles that are necessary to achieve success in a collegiate environment. The Center provides tutors to help you understand your course material, academic coaches who teach you organizational skills, and time management seminars to enhance the skills needed in this society."*

**- Shaquille O'Neal**

FORMER LSU BASKETBALL, ALL-AMERICAN, 1989-92

### CRITICAL TO THE DEVELOPMENT OF AN ATHLETE AS A STUDENT IS AN ADEQUATE ACADEMIC FACILITY AND CAPABLE STAFF TO FURTHER THE ATHLETE'S PROGRESS.

The Cox Communications Academic Center for Student-Athletes is responsible for overseeing the educational development and progress toward graduation for all student-athletes. The staff acts as a liaison between the student-athlete and the academic communities and insures that student-athletes comply with academic rules established by the University, NCAA and Southeastern Conference. The staff also coordinates academic programs designed to assist student-athletes in acquiring a quality education.





## Bo Campbell Auditorium

The 1,000-seat auditorium is used through the year as a classroom and lecture hall. Each seat in the auditorium has space for a laptop and a modem hookup, providing each student unlimited learning opportunities. The auditorium also contains a movie theatre size screen to aid professors with lectures and classroom activities.

## COX COMMUNICATIONS

# Academic Center

## FOR STUDENT-ATHLETES

### Study Area

Included in the 54,000 square feet of the Academic Center are individual study areas as well as 14 private computer rooms for student-athletes to work one-on-one with tutors or by themselves.



### Amenities

- ▶ 54,000 square feet of working space
- ▶ 300 computer workstations
- ▶ 14 private computer rooms in a state-of-the-art computer lab
- ▶ Additional study rooms and classrooms for private or group study
- ▶ Electronic scheduling of tutoring sessions
- ▶ A 1,000-seat auditorium for classes and lectures



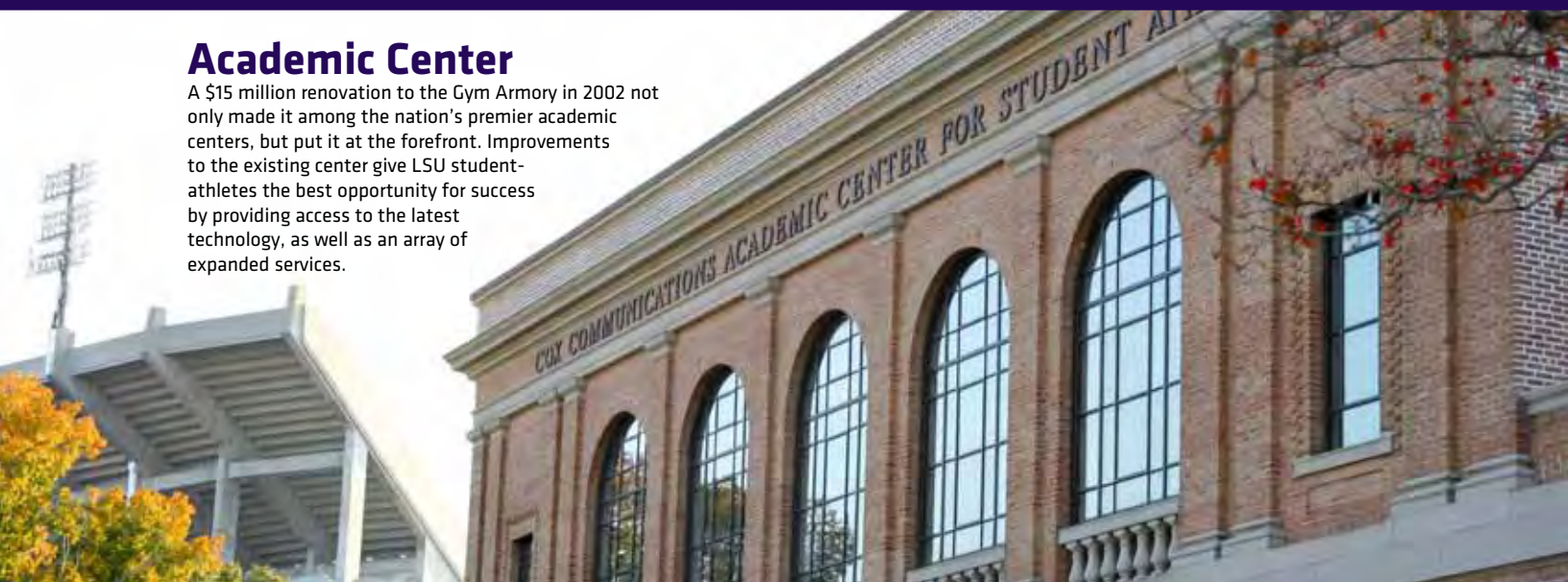
## Computer Stations

The Cox Communications Academic Center for Student-Athletes is at the forefront of today's educational technology. Since the spring of 2009, the academic center has upgraded over 170 computers, including both PC and Mac.



## Academic Center

A \$15 million renovation to the Gym Armory in 2002 not only made it among the nation's premier academic centers, but put it at the forefront. Improvements to the existing center give LSU student-athletes the best opportunity for success by providing access to the latest technology, as well as an array of expanded services.







# Campus LIFE



Location: Baton Rouge, La.  
 Founded: January 2, 1860  
 Enrollment: 28,771  
 President: Dr. John V. Lombardi  
 Major Fields for Bachelor's Degrees: 72  
 Major Fields for Master's Degrees: 76  
 Major Fields for Doctoral Degrees: 54



LSU's Memorial Tower (top main photo) was one of the first structures completed on the present campus and sits east of the quadrangle (above, left). It represents the University as a memorial to those who gave their lives during World War I. Although it currently houses the LSU Anglo-American Art Museum, plans are in process to return Memorial Tower to a military museum as originally intended. The University lakes (above, right) on the LSU campus give various recreational options.



Louisiana State University and Agricultural & Mechanical College has, throughout its 147-year history, served the people of Louisiana, the region, the nation, and the world. LSU is creating a revolution, one of pervasive change and advancement. For the past seven years, the focus of the LSU community has been an increased commitment to excellence. Our progress has been dramatic and shows no sign of stopping.

Having witnessed many of yesterday's possibilities become today's tangible realities, the LSU community set forth to capitalize on its success. The goal was to improve our standing as a nationally competitive flagship university. Following intense discussions among the LSU Board of Supervisors, campus administrators, faculty, and student leaders, the objectives required to reach this status crystallized, providing the impetus for LSU's National Flagship Agenda.



# Why LSU?

**Shaquille O'Neal**  
LSU Basketball Player  
1989-92



*“LSU is my home. It was a place where I made my name and a place where I was able to come here and have fun. It was the best three years of my life. While you are here, have fun and become a master of time management. You need to do what you have to do to make it. Work hard. I have been blessed. Baton Rouge is the place that helped me become who I am. I will never forget this place.”*

“Those were great years at LSU. They were such great years. I couldn’t have asked for anything better than my four years at LSU. I received my degree in business, played the sport I loved and made so many friends.”



**Bob Pettit**  
LSU Basketball Player  
1951-1954

“First and foremost it’s the flagship university in Louisiana. No other school in the state comes close to LSU. We all know LSU is one of the best athletic and academic programs in the country and Collis wanted to be a part of that. We wanted him to be a part of a basketball system that stressed the same priorities such as time management, discipline, organization and winning in the classroom and on the basketball floor.”



**Collis Temple Jr.**  
LSU Basketball Player  
1972-75

“Ever since I was a kid I loved LSU basketball. Coming there and playing basketball was absolutely the best situation to me.”



**Collis Temple III**  
LSU Basketball Player  
2000-03

## Did You Know?

- In the 2009, 2010 and 2011 editions of *U.S. News & World Report's America's Best Colleges*, LSU is ranked in the first tier for “Best National Universities.”
- LSU is the only public university in Louisiana designated as having very high research activity (RU/VH) by the prestigious Carnegie Foundation for the Advancement of Teaching, the highest ranking awarded to doctorate-granting institutions.
- LSU was named to the 2009 President’s Higher Education Community Service Honor Roll, the highest federal recognition a college or university can receive for its commitment to volunteering, service-learning and civic engagement, by the Corporation for National and Community Service.
- LSU earned the prestigious Carnegie Community Engagement and Outreach classification in 2008, one of 68 public institutions nationally with this elective classification based on community engagement.
- LSU is one of only a handful of universities in the nation having land-grant, sea-grant and space-grant status.



- LSU currently ranks among the top 30 public universities in total research awards. The University’s total federal funding -- from agencies such as the National Science Foundation, National Institutes of Health, and the Department of Homeland Security -- has increased 86 percent or more than \$90 million over the last five years.
- *Newsweek* magazine named LSU the “Most Diverse” school in the nation in the Sept. 3, 2003, issue. The enrollment consists of 24 percent minority students.

- In 2009, the LSU Robert S. Reich School of Landscape Architecture was ranked among the top five schools in the nation by *DesignIntelligence*, the leading journal of the design professions. According to the results of the 2009 survey, LSU has the number two-ranked landscape architecture school in the United States.
- The E. J. Ourso College of Business was ranked in the Top 50 of the internationally known “Top Business Schools” in 2009 by *Eduniversal* and was recognized during the inaugural Eduniversal World Convention.



# Campus

---

## APARTMENTS

### The Tigers' Home Away From Home

LSU has 18 residence halls with architectural styles ranging from a Renaissance style typical of the older core of the campus to modern high-rise buildings. Above is the newest addition, the highly popular East Campus and West Campus apartments, co-ed dormitories that include furnished rooms with connecting suites and e-mail workstations in the lobby, all within a short walk from the dining hall.







# Community OUTREACH

LSU Student-Athletes participate in a variety of community service projects including reading at schools, hospital visits and speaking engagements.



### Holiday Visit

It has been a long standing tradition for the LSU men's basketball program to visit the children's ward of a local hospital. But its more than just a visit. The team presents autographed basketballs and posters. The highlight, however, is the singing of Christmas carols and who minds whether it is on key or not.



### Community Interaction

Coach Johnson and a large group of former Tigers participated on the local bowling lanes helping to raise money for Heritage House in a fundraiser started by former Tiger footballer Joseph Addai. Youngsters, many getting their first chance to participate on the lanes for the first time, spent the afternoon with the celebrities all enjoying a special time.



### Making A Difference

Storm Warren, Andre Stringer, Ralston Turner and Coach Johnson spent an afternoon visiting with the youngsters and instructors at the Louisiana School for the Visually Impaired. The kids showed their skills on a Braille typewriter and helped the basketball players use the white cane many of them have to use every day. The interaction between players and a coach brightened the student's day, but the inspiration carried both ways by the end of the day.





# Tigers IN ITALY

For the LSU players it was a once-in-a-lifetime trip to one of the most historical and beautiful countries in the world, Italy.

For Coach Trent Johnson and his staff, it was a chance to put the Tiger team in new offensive situations in the much faster foreign game, to adjust to playing very physical teams and finally, learn how to win games.

For LSU it was check mark on all accounts. LSU came home 6-0 and won the three final games against teams that challenged LSU and forced them to play from behind and show the character needed to stay the course in tight situations.

"I thought it was very productive for our basketball team," said Coach Johnson. "The last three games were very challenging from the standpoint of we were down

two at the half in one and up six and eight in the others. They were very physical (teams) and our guys had every opportunity to be put in pressure situations and collapse and lose their aggressiveness and confidence. The last three games more than exceeded my expectations. I was pleasantly surprised at how some guys played individually, but more important collectively, how they stayed the course."

This trip was going to be good for LSU from the start. After a flight from New Orleans to Atlanta and then a 9.5 hour flight to Rome, Italy, all the players luggage arrived with the team.

Of course, there was more than games on the trip as there was time for a little cultural tour of the country, starting with a two-hour walking tour







of Rome. Even in Rome, SEC and Tiger faithful called out to Coach Johnson and his players, wanting photos and autographs from the players.

The team learned quickly once reaching their hotels that 1) all the programs on TV were in Italian except CNN, 2) the hotel room key must be left in an outlet above the entry light switch for the electricity to remain on and 3) Euros look a lot different than dollars and the exchange rate is different, too.

But Coach Johnson and the staff prepared the players for these differences as part of the experience of the trip, but it took getting there for many to realize the difference.

The six games gave Justin Hamilton, who redshirted during the 2010-11 season, a chance to get some game action and a chance to blend in with many of his teammates for the upcoming season. More than anything the six games gave the LSU team a positive feel and a chemistry that has carried over to this season.

"Italy was a great team bonding experience," said senior Storm Warren. "Especially for all

of us to experience it in that way. It was a lot of fun and good for us heading into this coming year."

Over the course of the trip, the Tigers traveled to Rome, Albano, Florence, Varese and Milan before making the long trip back to Baton Rouge. As you see from some of the pictures on this page, they saw a lot of the famous sites of the country and some of the beautiful, intricate architecture that makes Italy such a special place to visit.

Now the European beds these big, tall players experienced may not be their best memory of the trip, but they did come home with plenty of good memories, again, both on and off the court.

The six wins can't be put on this coming year's win totals, but the lessons learned could be valuable indeed as the new season unwinds. Building chemistry. Learning new sets. Finding the aggressiveness to finish games. All important items for a successful team. The Tigers learned plenty on their trip to Italy, both culturally and athletically that should be important to remember as they begin to play again.





# Maravich CENTER



MARAVICH CENTER



Just at a time when it appeared the Pete Maravich Assembly Center was past the point of being a first-class basketball building, the LSU Athletic Department stepped in and began a three-year campaign to spruce up the building that has been known since 1988 as the PMAC.

In a year when the building would also become famous worldwide as the site of the largest triage unit in history after Hurricane Katrina, the athletic department was able to finish its renovation in time for the 2005-06 season and turn the building back into a showcase for LSU men's basketball.

An interactive concourse area depicting the history of the great players who have starred for LSU in the building, additional restrooms,

new seats throughout the arena along with increased court lighting has taken the building to a new level. Now, a new practice facility for men and women is near completion along with a new men's locker room complex helping the Assembly Center's appeal for players and fans for years to come.

The Maravich Assembly Center is, like the other venues LSU basketball has bounced around in through its long history, unique in its own way. Before moving across from Tiger Stadium, the Tigers set up shop in the Pavilion on the old LSU campus, the Huey Long Field House Gym Armory (now the Cox Communications Academic Center) and the John M. Parker Agricultural Center. LSU and SEC fans knew the latter as the "Cow Palace"





### Arena Facts

## 11.5 Million

Original cost of building -- \$11.5 million; one of the most visible structures on campus.

### NCAAs

Site of two NCAA Regional Basketball Tournaments: 1976, 1986

### NITs

Site of six NIT events: 1982, 1983, 1987, 1989, 2002, 2009

### 2008, 2009

Site of NCAA Women's Basketball First and Second Rounds in 2008 and 2009

### East to West

East-to-West, you can put a football field and still have almost 33 yards of space left.

### North to South

North-to-South, you can put another gridiron and have about 13 yards extra.

### 3,113,380

There are over one-fifth of a million square feet enclosed and over one-quarter of a million square feet throughout for a total of 3,113,380 cubic feet.

### 1,750

A total of 1,750 tons of air conditioning keeps the interior at year-round comfort.

# 13,215

Seats 13,215 spectators after \$5 million renovation to concourse and seating areas.

as it served as the primary home for LSU basketball for four decades.

But when the LSU Tigers commenced play in the Assembly Center in the 1971-72 season, it marked the beginning of a new era in LSU Roundball. Now, with LSU entering its 41st season in the Assembly Center, the building is the longest running venue in LSU's basketball history.

The building opened as the LSU Assembly Center, but during the summer of 1988, then Louisiana Governor Buddy Roemer signed legislation changing the official name of the building to the Pete Maravich Assembly Center in honor of the LSU star who had died tragically earlier that same year.

The Maravich Center is also the home for the LSU volleyball, gymnastics and women's basketball teams.

Pete Maravich never got to play any of his college ball in the Assembly Center, but the plans for the building came while he and the Tigers were packing the "Cow Palace" from 1967-70. So like Yankee Stadium being the "House that (Babe) Ruth Built", the Assembly Center can certainly be classified as the "Palace that Pete Built."





# Practice FACILITY

**BELOW:** The formal ribbon-cutting ceremony to open the facility was held on Sept. 23, 2010.

The statue of Shaquille O'Neal that was unveiled in early September outside the entrance to the Pete Maravich Assembly Center basketball practice facility has become the primary focus of people's attention when they come to that part of the LSU campus.

But what goes on inside the facility is what is important to the present and future of the LSU men's basketball program. The chance to schedule practice when needed and the chance to get shots up or work on free throws any time is what makes this facility so important to the players of this program.

If they want to take the time, the opportunity to improve is there.

"What (this facility) means to me, is it gives us a chance to compete at the highest level," said Tiger Coach Trent Johnson. "Also, what it means for me is that the guys I am fortunate enough to coach do not have a sense of entitlement because they are not responsible for this being built. They are responsible for having pride in this building and making sure that former players, coaches and managers alike who were responsible for this being built, that they want to come out and watch them play."

One way you know the LSU practice facility is special is very simple. Ask the



former players who are pleased that the Tigers program now has this wonderful facility, but are envious just the same.

Most excited about the facility is the man whose statue dominates the front of the facility.

"I'm actually jealous," said Shaquille O'Neal. "I had to beg the security guards to let me in the (old) downstairs practice facility which at the time they called the dungeon. I


spoke to the team last year and I said listen you got everything you want here ... My message to them was take advantage of all this stuff."

"It's important for the program and it will give us a recruiting edge," said another of the players whose jersey hangs from the rafters of the Maravich Center, Durand "Rudy" Macklin. "It will make a player want to come here. It's a basketball player's dream.



## FACILITY FACTS

- Project Cost: \$13,913,000
- Ground broken on July 1, 2008
- Contractors: Guy Hopkins Construction of Baton Rouge based on the designs by the firm of Tom Holden Architects of Baton Rouge in a joint venture with RDG Sports of Des Moines, Iowa
- Total Project Area: 58,960 square feet of new construction and 1,100 square feet of renovated construction
- Two state-of-the-art practice gyms each spanning 11,324 square feet; includes a regulation NCAA court in length with two regulation high school courts in the opposite direction
- Each gym has two portable goals and four overhead retractable goals; both are exact replicas of the PMAC competition court
- Each gym can hold up to 800 people for special events
- Each gym features a scoreboard, video filming balcony and scorer's table with video and data connections to enable instant replay
- A central two story lobby and grand staircase ascends to the second level. The lobby showcases team displays and graphics, trophy cases and memorabilia from the past. The displays and wall graphics were designed by ZE Design of Centerville, Ohio.
- On the second level of the facility is a Pre-Function Room that opens to an extension of the Maravich Center concourse. It can hold approximately 500 people for pre-game and post-game functions.
- Other areas of the addition include a Press Room, Men's Basketball Locker Room, Team Lounge, Training Room, Laundry Facility, Coach's Locker Room and storage areas.



**TOP: The LSU dressing room**  
**BOTTOM: The men's practice gym**



**LEFT: The entrance way of the practice facility highlights the history of both the men's and women's basketball programs.**  
**MIDDLE: The facility video room. RIGHT: LSU's training room.**



It started here with a rubber floor and the 'Dungeon' ... Now to see it come to this. I was born too soon."

While Macklin and now this year Shaquille have completed their professional careers, several Tiger pros have been able to work out in the facility on a regular basis when their schedules permit, and included in that group is a free agent who hopes to quickly find a place for his services after the NBA work stoppage ends, Glen Davis.

Davis has spent some time in the facility and the former SEC Player of the Year and the NBA champion knows, as Coach Johnson said, that the past has helped lead to the present for LSU basketball.

"I'm so jealous," said Davis, while flashing his trademark smile. "Just to be a part of this program is amazing. I just wish

we had this when I was here, but hey, I feel like we helped pave the way for these guys and this beautiful facility. I'm glad they can enjoy and use something like this to better their careers."

The facility features exact duplicate full-size gymnasiums. Each has two portable goals and four overhead retractable goals. Both courts are exact replicas of the PMAC competition court. Each gym features a scoreboard, video filming balcony and scorer's table with video and data connection. Each gym spans 11,324 square feet and includes a regulation NCAA court in length with two regulation high school courts in the opposite direction.

Besides, the men's gymnasium, the area will become the primary work area for the basketball team with a new locker room,

team lounge, training room, laundry facility, coach's locker room, media room and storage areas.

The building also includes a central two-story lobby and staircase that ascends to the second level that has a room that can hold approximately 500 people for pre-game and post-game functions that leads into the Maravich Center concourse. The lobby showcases team displays and graphics, trophy cases and memorabilia from the long history of LSU basketball.

The display and wall graphics were designed by ZE Design of Centerville, Ohio.

The facility was constructed by Guy Hopkins Construction of Baton Rouge based on designs by the firm of Tom Holden Architects of Baton Rouge in a unique joint venture with RDG Sports of Des Moines, Iowa.



CBS analyst Clark Kellogg visits with head coach Trent Johnson after LSU's 2009 NCAA Tournament First Round win over Butler.

# Media WORLDWIDE



## Social Media

LSU has been on the cutting edge in college athletics when it comes to integrating social media into its traditional website and publications. Through its sports-specific Facebook and Twitter sites, LSU offers its fans in-game updates, behind-the-scenes access to coaches and student-athletes and breaking news.

LSU basketball has some 10,000 followers on its Facebook page, Facebook.com/LSUBasketball and Coach Trent Johnson keeps his followers up to date with the men's basketball program on his Twitter page @LSUCoachJohnson. Besides @LSUBasketball on Twitter, LSU's student support group, the Maravich Maniacs, have their own Twitter site @MaravichManiacs.





# On the Tube LSU Basketball on National Television



ESPN analyst Jimmy Dykes interviews Coach Johnson during one of the SEC on ESPN exclusive in-game interviews.



Dave Neal (right) serves as the lead play-by-play announcer on the nationally syndicated SEC Network. Here he is joined courtside at the Maravich Center by longtime analyst Joe Dean Jr.



ESPN's College Gameday made a 2007 stop in Baton Rouge.



Storm Warren at LSU Basketball Media Day

## Milestone Television Contracts

In year three of 15-year-agreements with ESPN and CBS Sports, SEC basketball has unprecedented television access regionally and nationally.



- Each of the 96 conference games will be televised live as part of the SEC's historic agreements with CBS Sports and ESPN.
- Almost half of the SEC's league games will be distributed nationally with ESPN or ESPN2 television 27 contests, ESPNU showing eight and CBS Sports five.
- ESPN and ESPN2 will offer 27 conference matchups.
- The SEC games on the ESPN family of networks will be exclusively branded as the "SEC on ESPN."
- Regionally-syndicated games will be televised on the SEC Network as part of ESPN Regional Television (ERT).
- The SEC Network will televise 37 intra-conference games while Fox Sports Net will show 10 contests and CSS nine.
- The majority of games not televised nationally will be available as a part of ESPN Full Court, the pay subscription college basketball out-of-market service, and on ESPN360.com.
- ESPN Regional Television (ERT) will produce and distribute a studio show each Saturday afternoon during conference play and at the SEC Tournament.
- SEC games will be televised nationally now on Tuesday (ESPN Super Tuesday), Thursday and Saturday and Sunday.
- National coverage of the SEC Basketball Tournament has been expanded with the semifinals and championship game broadcast on ESPN on ABC. The SEC Network will televise the first two rounds of the tournament which this year will be played March 10-13 in Atlanta.
- ESPNU will also be televising games on Thursday night.




LSU Basketball strength coach Ryan Filo works with Andre Stringer in the Tiger Stadium weight room.

# Strength & CONDITIONING

The LSU strength and conditioning facility in Tiger Stadium was built in 1997 and features the latest in both strength training and cardiovascular training equipment. Measuring 10,000-square feet, LSU has one of the finest strength and conditioning facilities in the nation.

LSU basketball's strength and conditioning program is now under the director of Ryan Filo, a member of the LSU strength and conditioning staff under the direction of LSU's Tommy Moffitt.

The LSU basketball program has a training philosophy geared towards training that reflects the specific demands which basketball places on the athletes: to train explosively, using closed chain, multi-joint and multi-planar movements. Through the combination of weight training, conditioning, swimming, balance training and flexibility the total program is designed to make explosive, dynamic and flexible athletes who are well prepared for any game-time situation.



GO ONLINE: [LSUsports.net/360](http://LSUsports.net/360)







**28**

Multi-purpose power stations

**36**

Assorted selectorized machines

**10**

Dumbbell stations with 2 sets of 5-180 pound free weights

**Custom**

Custom made equipment by Body Masters and Eleiko

## Total Commitment



One of the many aspects of the LSU basketball strength and conditioning program that differentiates it from other elite programs is the total commitment to improving each player's athleticism and his body's ability to handle the stresses of the sport.

It begins with a comprehensive physical evaluation and continues with pre-season, in-season, spring and off-season training. Each player receives individually designed exercise and nutritional plans created with his strengths and weaknesses in mind, to help each athlete reach the extent of his potential, both physical and mental.





Athletic trainer Shawn Eddy (above) uses rehabilitation exercises in the new practice facility training room.

# Athletic TRAINING

LSU basketball's new practice facility boasts a modern training room with all the things necessary to help the student-athlete through the rigors of a basketball season. That facility supplements the Broussard Center for Athletic Training in Tiger Stadium. The Broussard Center includes an on-site x-ray room, as well as the largest hydrotherapy pool in both collegiate and professional sports and is one of the few collegiate training centers with a full-service pharmacy and a full-service vision center.



## The New Training Room

LSU men's basketball team now has the benefits of a first class training facility of its own in the new practice facility attached to the Maravich Center.

## Broussard Athletic TRAINING CENTER



The two story, 22,000 square foot facility contains 20 treatment tables with the newest forms of modalities available, 14 taping stations, a 1,600 square foot rehabilitation area which contains the latest rehabilitation equipment including the Cybex Norm, Woodway treadmills and Body Master select rise equipment. LSU's multi-million dollar athletic training facility is named in honor of Dr. Martin J. Broussard (left), the legendary trainer whose career spanned over 40 years at LSU.





# Complete Care



## Dental Center

A fully functional dental center, staffed by Dr. John Vance, is located inside the Broussard Center for Athletic Training.



## Gameday Wellness

The full-time training staff, along with student assistants, prepare the players prior to games.



## Rehabilitation

LSU's Broussard Center for Athletic Training boasts some of the most technologically advanced equipment to aid the recuperation and rehabilitation of LSU's student-athletes.



## Vision Center

Dr. Don Peavy conducts eye exams for LSU's student-athletes in a convenient location in the Broussard Center for Athletic Training.



## Real-Time X-Rays

A new state-of-the-art fluoroscope was added in the summer of 2008 that will provide LSU trainers the opportunity to take x-rays on site in the Operations Center. The machine can provide real-time images of the internal structures of a patient.





(Front Row) Blackie Banker, Wally Wells, Henry Young, Sparky Wade, Nolan Miller, Guy Ottwell, Milford McDonald, Mac Michael.

(Back Row) Judge Bryan, Bill Leathers, Shongaloo Lindsey, Sid Adger, Texas Bo Bohannan, Red Beeson, Jack Harris, Ben Journey, Buddy Blair.

# 1935

Winner American Legion Bowl - Atlantic City, N. J.  
Southeastern Conference Champions  
Coach Harry Rabenhorst • Record 14-1, 11-0

## NATIONAL CHAMPIONS

It was a different time and a different era. But in 1935, in the days before the NCAA Tournament and the National Invitation Tournament sprung to life and created true March Madness, there was a national championship being claimed on the hardwood at LSU.

Led by the school's first All-American, Sparky Wade, and Buddy Blair, the Tigers of 10th year head coach Harry Rabenhorst pulled off a feat that many people feel is the first magical moment of LSU basketball. The Tigers, after a 13-1 regular season and a co-championship in the Southeastern Conference, went to Atlantic City and played the best team in the East, the Pittsburgh Panthers, and won.

They called Wade the "Little Giant from Jena," and he could make a basketball do almost anything. He was 5-6 and a smaller preview of what would come in the late 1960s with Pete Maravich.

In 1935, the Tigers had a very favorable schedule that saw them play only three of 14 games away from the comfort of the Gym-Armory. The road games weren't bad trips at all, even in those days. One was to Houston to face Rice and the other two were to New Orleans to face Tulane.

The only loss of the season was that game against Rice, 56-47. Wade jokingly said in later years of that game, "The Rice Gym was an old auditorium with one chandelier with twenty-five watt bulbs. You could not see your feet or the color of uniforms. Even the floor was unwaxed."

But that was the only time the Tigers stumbled. Ironically, there was no SEC Tournament that particular year so LSU and Kentucky would not meet in basketball that season. Kentucky, undefeated in the conference, had not lost to LSU in a hoops contest and wouldn't until 26 years later.

So LSU and Pittsburgh were invited to



the battle for the American Legion Bowl before some 5,000 at the Atlantic City Auditorium. LSU won by four, 41-37, but that tells so little of the story.

It was April 13, 1935. Doc Carlson's Panthers were 18-5 on the season. The Tigers started out very, very slow at a time when scoring points could be easily at a premium. The Tigers trailed 18-4 and still were down by nine, 26-17, at the half.

Gradually LSU rallied back. Buddy Blair made a long shot to give LSU a 35-33 lead. He then followed it with the next six points for the Tigers. Pittsburgh outscored LSU 17-16 in field goals, but LSU had a 9-3 advantage from the free throw line.

Blair led all scorers with 20 points, Shongaloo Lindsey added eight, Sparky Wade five, Jack Harris four and Arnold Bryan and Ben Journey two apiece. While Wade's point total was down, his ball handling and court presence meant much to LSU's win.

The Advocate trumpeted the news the next day: "Louisiana State University, power

in the Southeastern Conference, came from far behind tonight to defeat the University of Pittsburgh, Eastern Conference champion, 41-37, in their inter-sectional basketball game.

"The Bayou Tigers from Baton Rouge, trailing 26-17 at the half, smothered Pittsburgh in the second half with their flashy passing and scored goal after goal from the field."

"Pittsburgh used a figure-eight offense," Buddy Blair once said. "We had not seen this before and it hindered us in the first half. In the second half, we got our fast break going and just about ran them crazy."

In the days before Bob Pettit arrived on campus, Harry Rabenhorst said in 1951 that Wade was head and shoulders the best player on campus. "We've had some great boys here at LSU. We've had some great ones, but Sparky Wade was the most spectacular and most colorful. He was a showman and probably the greatest dribbler in basketball. Sparky came to delight the fans. He never came up short on that count."

"I'm not as great as they say I am," Sparky once said. "I'm just a little fellow - five-eight if I stretch - but you know, basketball is the silliest game in the world. You have 10 guys and only one basketball, and if I have the ball, who can beat me?"

In 1935, only one team could beat the Tigers and powerful Pittsburgh couldn't stop a second half onslaught that led to a special moment in LSU basketball: a chance to claim a national championship.

In 1994, the remaining living members of the team were honored and a banner lowered from the Maravich Center to forever honor the accomplishments of this great team in Tiger basketball history.

In 2009, the widow of Sparky Wade and her family took part in LSU basketball's 100th anniversary celebration as Wade was named one of the 16 members of the LSU All-Century team.



# NCAA Final Four Legacy

Four NCAA Final Fours for LSU: 1953, 1981, 1986, 2006. All with different heroes and much different circumstances. LSU's first Final Four appearance came at the time when it wasn't a media event in the days before television. The second came at a time when the LSU program was at a zenith, winning 17 straight conference games. LSU's 1986 Final Four trip came when LSU fans least expected it, or even imagined it. LSU returned to the Final Four again in 2006, taking a conference championship season and moving through the tournament, upsetting the No. 1 team in the tournament and the country in the process. Here's a brief look at LSU's four NCAA Final Four appearances:



## 1953

**Record: 22-3, 13-0 in the SEC • Coach: Harry Rabenhorst**

The NCAA Tournament was enlarged to a whopping 22 teams in 1953, adding four new conference winners and two more at-large entries. LSU, led by junior Bob Pettit, went through the conference undefeated in a year when Kentucky was barred from fielding a team, and advanced to the Final Four in Kansas City by downing Lebanon Valley (89-76) and Holy Cross (81-73). The Tigers were unable to sustain the momentum in the national semifinals, losing to Indiana, 80-67.



## 1981

**Record: 31-5, 17-1 in the SEC • Coach: Dale Brown**

It was 30 years ago that LSU fans were "Silly in Philly" over LSU's trip to the Final Four. It was a year in which an LSU team, which featured Durand "Rudy" Macklin, Greg "Cookiemann" Cook, Ethan Martin, Howard Carter, Leonard Mitchell and Willie Sims among others, would win 26 straight games, including the first 17 in the league to advance as high as No. 2 in the nation. Coach Dale Brown got the draw he wanted in the tournament, a route that would take him to the Final Four through the Louisiana Superdome. With the majority of 30,000-plus fans on hand, the Tigers beat Arkansas (72-56) and Wichita State (96-85) in the regional rounds to advance to the Final Four. But Macklin was hurt in the Wichita game and was less than 100 percent. Again Indiana would be the team to beat LSU in the national semifinals, 69-47.



## 1986

**Record: 26-12, 9-9 in the SEC • Coach: Dale Brown**

A season that started 14-0, had a chickenpox scare in the middle, and finished the regular season with eight losses in the last 13 games, still had much promise to it at the end. The Tigers, coming off an SEC Championship the year before, still showed enough to earn a spot in the NCAA Tournament field of 64. LSU was seeded 11th, but would get to play its first two games in the then LSU Assembly Center. The Tigers first beat Purdue in double-overtime, then used an Anthony Wilson buzzer beater to down Memphis. From there, it was a win over Georgia Tech and then Ricky Blanton, Don Redden, Wilson and Derrick Taylor pulled off the impossible, beating Kentucky in the regional finals after the Wildcats had won three previous meetings earlier in the year. LSU was at that time the lowest seed ever to make the NCAA Final Four, a mark that stood until 2006.



## 2006

**Record: 27-9, 14-2 in the SEC • Coach: John Brady**

The Tigers won the Southeastern Conference with a 14-2 record, extending an unbeaten string of SEC wins in the Maravich Assembly Center to 17 games dating back to March of 2004. LSU was the fourth seed in the NCAA Tournament's Atlanta Regional and was sent to Jacksonville, Fla., to begin tournament play. After dispatching Iona in the first round, LSU's battle with Texas A&M would be the first of three straight epic battles that LSU would face on the road to the Final Four. It would take a Darrel Mitchell three-pointer with less than five seconds to play to get LSU the Round of 16, with a 58-57 win over the Aggies. The Tigers advanced to the Atlanta Regional semifinals where LSU downed the tournament top seed and the nation's No. 1-ranked team, Duke, and then went on to knock off No. 9 Texas in overtime, 70-60, to bring LSU back to the Final Four for the first time in 20 years.

## All-Americans

The following LSU players were named to a first, second or third All-America team at some point in their college careers. Eight LSU players (Sparky Wade, Bobby Lowther, Bob Pettit, Pete Maravich, Durand "Rudy" Macklin, Chris Jackson, Shaquille O'Neal, Glen Davis) were designated first-team All-Americans at some point in their career. Gary K. Johnson of NCAA bases the following list on A-A research. Players are listed with the year and the organization that named them an All-American.

### 1935

**Malcolm "Sparky" Wade**  
1st team Converse Yearbook

### 1946

**Bobby Lowther**  
1st team Helms Foundation

### 1952

**Bob Pettit**  
2nd team Associated Press  
2nd team United Press International  
2nd team Helms Foundation  
4th team Converse Yearbook

### 1953

**Bob Pettit**  
1st team Helms Foundation  
2nd team Associated Press  
2nd team United Press International  
2nd team Look Magazine  
2nd team International News Service  
2nd team Newspaper Enterprises Assoc.  
2nd team Colliers (Basketball Coaches)  
3rd team Converse Yearbook

### 1954

**Bob Pettit**  
1st team Associated Press  
1st team United Press International  
1st team International News Service  
1st team Colliers (Basketball Coaches)  
1st team Converse Yearbook  
1st team Helms Foundation  
1st team Tempo Magazine  
1st team NABC  
2nd team Newspaper Enterprises Assoc.  
3rd team Look Magazine

### 1956

**Roger Sigler**  
2nd team Helms Foundation

### 1968

**Pete Maravich**  
1st team Associated Press  
1st team NABC  
1st team USBWA  
1st team United Press International  
1st team Sporting News  
1st team Converse Yearbook

### 1969

**Pete Maravich**  
1st team Associated Press  
1st team NABC  
1st team USBWA  
1st team United Press International  
1st team Sporting News  
1st team Converse Yearbook

### 1970

**Pete Maravich**  
1st team Associated Press  
1st team NABC  
1st team USBWA  
1st team United Press International  
1st team Sporting News  
1st team Converse Yearbook

### 1979

**Al Green**  
2nd team Converse Yearbook

### 1980

**Durand "Rudy" Macklin**  
1st team Converse Yearbook  
2nd team Sporting News

### 1981

**Durand "Rudy" Macklin**  
1st team USBWA  
1st team Converse Yearbook  
1st team John Wooden Award  
2nd team United Press International  
3rd team Basketball Times

### Ethan Martin

3rd team Basketball Times

### 1982

**Howard Carter**  
2nd team Converse Yearbook

### 1983

**Howard Carter**  
2nd team Converse Yearbook

### 1989

**Chris Jackson**  
1st team Associated Press  
1st team United Press International

1st team USBWA  
1st team Sporting News  
2nd team NABC  
2nd team Basketball Times

### 1990

**Chris Jackson**  
1st team Associated Press  
1st team NABC  
1st team USBWA  
1st team John Wooden Award  
2nd team United Press International  
2nd team Sporting News  
2nd team Basketball Times

### 1991

**Shaquille O'Neal**  
1st team Associated Press  
1st team United Press International  
1st team NABC  
1st team USBWA  
1st team Sporting News  
1st team Basketball Times  
1st team John Wooden Award

### 1992

**Shaquille O'Neal**  
1st team Associated Press  
1st team United Press International  
1st team NABC  
1st team USBWA  
1st team Sporting News  
1st team Basketball Times  
1st team John Wooden Award

### 2000

**Stromile Swift**  
2nd team USBWA  
2nd team Basketball Times  
3rd team Associated Press  
3rd team NABC

### 2006

**Glen Davis**  
1st team John Wooden Award  
1st team CollegelInsider.com  
2nd team Associated Press

### 2009

**Marcus Thornton**  
2nd team Rivals.com

## SEC Players of the Year

### 1968

**Pete Maravich**  
Associated Press  
United Press International

### 1969

**Pete Maravich**  
Associated Press  
United Press International

### 1970

**Pete Maravich**  
Associated Press  
United Press International

### 1981

**Durand "Rudy" Macklin**  
Sporting News

### 1989

**Chris Jackson**  
Associated Press  
United Press International  
Coaches

### 1990

**Chris Jackson**  
Associated Press  
United Press International  
Coaches

### 1991

**Shaquille O'Neal**  
Associated Press  
United Press International  
Coaches

### 1992

**Shaquille O'Neal**  
Associated Press  
United Press International  
Coaches

### 2000

**Stromile Swift**  
Associated Press

### 2005

**Brandon Bass**  
Associated Press  
Coaches

### 2006

**Glen Davis**  
Associated Press  
Coaches

### 2009

**Marcus Thornton**  
Associated Press  
Coaches



Marcus Thornton



# Bob Pettit Jr.



Bob Pettit once said of himself as a youngster who would grow up to be a collegiate All-American and a force in the National Basketball Association:

"The greatest thing that ever happened to me is that when I first picked up a basketball I was terrible. If things come naturally, you might not bother to work at improving them and you can fall short of your potential."

Being terrible meant being gangly and not very good. He was tall, but he wasn't able to yet make the moves that made him a future star. He was the last man on the junior varsity his freshman year at Baton Rouge High. As a sophomore he was cut from the varsity. But because of that, he took his interest in basketball to heart and began to work hour after hour in back of his house in Baton Rouge.

As a 6-4 junior, he began to be noticed. His skills were still raw and undeveloped, but his size made him worth a second glance. He grew to 6-7 as a junior and BRHS won the state championship.

Pettit once wrote: "Teammates . . . were miles ahead of me in all-around ability, but college scouts gave me the big rush act because I was six-seven by then. Fifteen schools offered me the standard scholarship."

LSU fans loved what they saw in Pettit and he didn't disappoint. Here was a three-time first-team All-SEC member who led his Tigers to a second place finish in 1952, conference titles in 1953 and 1954 and the NCAA Final Four in 1953.

He led the league in scoring all three years, with the highest averages seen to date in the league: 25.5 points in 1952, 24.9 in 1953 and 31.4 points per game in 1954. At the same time he was averaging 13.1 (1952), 13.9 (1953) and an LSU best 17.3 (1954) rebounds per game. Only Pete Maravich and Chris Jackson would also break the 30-point average barrier at LSU.


Coach Cliff Wells of Tulane summed up Bob Pettit's days at LSU, "He's the best big man in college basketball today and I've seen them all." LSU Coach Harry Rabenhorst called him, "the greatest LSU player since Sparky Wade."

He was a first round draft choice in 1954 of the then Milwaukee Hawks. Pettit played his entire 11-year career with the Hawks, moving with the club to St. Louis in 1955. He wrote nearly every record in the Hawks' record book and was a four-time MVP of the annual NBA All-Star game. He led the Hawks to the 1958 NBA Championship and five NBA Finals.

In 1954, his number 50 was retired at LSU, the first number in any sport retired in Tiger Town. In 1964, he became the first NBA player to exceed the 20,000-points scored barrier. In 1970, he was elected to the Basketball Hall of Fame.

"Those were great years at LSU," Pettit once said. "They were such great years. I couldn't have asked for anything better than my four years at LSU. I received my degree in Business, played the sport I loved and made so many friends."

In 2009, he was honored again by the school he loved and continues to support as he was named one of the member's of LSU's "All-Century Team."



**LSU All-American**  
1953, 1954

**First LSU Player to Have Number Retired**  
1954

**Member of Naismith Basketball Hall of Fame**  
1971

**Member of NBA 50-Year Top 50**  
1997

**Member of LSWA Top 25 Louisiana Athletes of the Century**  
1999

**Member First-Team LABC All-Louisiana Team of the Century**  
1999

**1999 Living Legend for LSU at SEC Basketball Tournament**

**Member of LSU's "All Century Team"**  
2009



## Pettit's Career Statistics

YEAR	GMS	FGM	FGA	PCT.	FTM	FTA	PCT.	REB.	PTS.	AVG.
1951-52	24	247	563	.439	118	199	.593	315	612	25.5
1952-53	21	193			133	217	.613	292	519	24.7
1953-54	25	281	573	.489	223	308	.740	432	785	31.4
<b>TOTALS</b>	<b>70</b>	<b>721</b>			<b>474</b>	<b>724</b>	<b>.655</b>	<b>1039</b>	<b>1916</b>	<b>27.4</b>

# Pete Maravich



**LSU All-American**  
1968, 1969, 1970

**National Player of the Year**  
1969, 1970

**Third LSU Player to Have Number Retired**  
1970

**Member of Naismith Basketball Hall of Fame**  
1987

**Member of NBA 50-Year Top 50**  
1997

**Member of LSWA Top 25 Louisiana Athletes of the Century**  
1999

**Member First-Team LABC All-Louisiana Team of the Century**  
1999

**Member Sport Magazine's Top 10 Men's College Players of the Century**  
1999

**Member of National Basketball Association Hall of Fame**

**Honored as 2003 "Legend" at the SEC Basketball Tournament**

**Member of LSU's "All Century Team"**  
2009

Pete Maravich was billed as the one who would put Louisiana basketball on the map from the first day he joined his father Press at LSU. People weren't disappointed. His freshman year they packed the old John M. Parker Agricultural Center (known as the "Cow Palace") to watch the freshman team and then left quickly as the varsity Tigers won just three games in 1967.

By Pete's senior year, the Tigers would improve to 20-8 and wind up in New York City at the National Invitation Tournament, a fitting place for the big-city Maravich Show to close its LSU run.

To those who never saw him play live, but only watched what few games were on television or listened on radio, the Maravich story at LSU may seem larger than life. But his skills were perfected through hours and hours of repetitious drills at all hours of the day and night and in all kinds of settings.

Maravich ended up receiving the richest contract ever offered a college player at the time to sign with the Atlanta Hawks (\$1.9 million), but during his 10-year career with the Hawks, the New Orleans and Utah Jazz and the Boston Celtics, his dream of a championship wasn't fulfilled. Pete was finding that life wasn't very fulfilling either.

There were hard times when he went in search of something to make his life complete. He had money, he had fame. He didn't have real happiness. But in 1982, Pistol Pete accepted Jesus Christ.

He began enjoying life, enjoying times with his wife and children. Television executives were discovering his knowledge of the game again as a color commentator and best of all for LSU fans, a rift that grew between star and college had diminished and was forgotten.

But the Pistol's life suddenly ended on Jan. 5, 1988, just over a month after appearing at the Assembly Center for an emotional ceremony to formally present a portrait of Pete and his father to him.



### Maravich's Records and Highlights

- All-Time NCAA Career Scoring Leader with 3,667 points, an average of 44.2 points for 83 games.
- Ranks first, fourth and fifth for most points in a single season in NCAA history. Averaged 44.5 points in 1970, 44.2 points in 1969 and 43.8 points in 1968.
- Scored 69 points vs. Alabama, Feb. 7, 1970.
- Led LSU to the NIT Final Four in 1970, its first postseason appearance in 16 years.
- Unanimous first-team All-American in 1968, 1969, 1970.
- Naismith Award winner in 1970.
- Member of the National Basketball Association Hall of Fame after 10-year career with Atlanta Hawks, New Orleans and Utah Jazz and Boston Celtics.

### Maravich's Career Statistics

YEAR	G	FG	FGA	PCT.	FT	FTA	PCT.	REB.	AVG.	PF-D	AST.	PTS-AVG.
1967-68	26	432	1022	.422	274	338	.810	195	7.5	85-5	105	1138-43.8
1968-69	26	433	976	.444	282	378	.746	169	6.5	77-2	128	1148-44.2
1969-70	31	522	1168	.447	337	436	.773	164	5.3	89-0	192	1381-44.5
<b>TOTALS</b>	<b>83</b>	<b>1387</b>	<b>3166</b>	<b>.438</b>	<b>893</b>	<b>1152</b>	<b>.775</b>	<b>528</b>	<b>6.4</b>	<b>251-7</b>	<b>425</b>	<b>3667-44.2</b>



# Shaquille O'Neal



Shaquille O'Neal brought LSU to new heights during his three years with the Tigers and the 7-1 center became a national celebrity in the days of saturation coverage of basketball by the media. But he earned his celebrity status with great play and an intimidation factor that made him the envy of coaches throughout the country.

After leaving LSU in April 1992, he was the number one pick of the National Basketball Association by the Orlando Magic and signed a multi-year contract estimated at over \$40 million. In 1996, as a free agent, he signed with the Los Angeles Lakers and following the 2004 season was traded to the Miami Heat.

### O'Neal's Records and Highlights

- Two-time consensus Southeastern Conference Player of the Year and first-team All-American, 1991-1992. Most Valuable Player on SEC Coaches Defensive Team, 1991-1992.

- National Player of the Year as chosen by the Associated Press (Rupp Award), United Press International, L. A. Gear and Sports Illustrated, 1991. Winner of the Tanqueray World Amateur Athlete of the Year Award, 1991. Southeastern Conference Athlete of the Year, 1991-1992. National Player of the Year as chosen by L. A. Gear, 1992 and runner-up for the Naismith Award and the John Wooden Award, 1992.
- Set SEC record for most blocks in a season three consecutive years (115-1990, 140-1991, 157-1992). Set SEC record for career blocks with 412. Blocked five or more shots in a game 45 times in 90 career games.
- Set SEC single game record with 12 blocks against Loyola Marymount in Feb. 1990. Blocked 11 shots against Brigham Young in the first round of the NCAA Tournament, setting a then-tournament standard for a single game, 1992.
- Averaged a national sophomore record 5.0 blocked shots a game, 1991. National leader in blocked shots (5.2 average), 1992.
- National leader in rebounding (14.7 average), 1991. Second nationally in rebounding (14.0 average), 1992.
- First player to lead the Southeastern Conference in scoring, rebounding, field goal percentage and blocked shots in the same season, 1991. Led SEC in rebounding, field goal percentage, blocked shots and second in scoring, 1992. First player to lead the SEC in rebounding three straight seasons since Charles Barkley of Auburn, 1982-84.
- Finished with 1,217 rebounds, seventh all-time in the Southeastern Conference, second all-time at LSU.
- Finished with 1,941 points, fourth all-time at LSU behind only Pete Maravich (3,667-1967-70), Durand Macklin (2,080-1976-78; 79-81) and Howard Carter (1,942-1979-83).
- Career field goal percentage of 61.0 percent is second all-time at LSU and in the SEC (minimum 1,000 attempts).
- Had six career triple-doubles (points, rebounds and blocks in same game).
- Was the third LSU player (Pete Maravich and Chris Jackson) to have at least two 700-plus point seasons at LSU.
- Was the first LSU player to record back-to-back 400-plus rebound seasons.



**LSU All-American**  
1991, 1992

**National Player of the Year**  
1991

**World Amateur Athlete of the Year**  
1991

**SEC Athlete of the Year**  
1991, 1992

**Olympic Gold Medalist** 1996

**Member of NBA 50-Year Top 50**  
1997

**Member Second-Team LABC All-Louisiana Team of the Century**  
1999

**Fourth LSU Player to Have Number Retired**  
2000

**Graduated from LSU**  
December 2000

**Member of LSU's "All Century Team"**  
2009

**"Shaq" statue dedicated in front of PMAC practice facility**  
September 2011

### O'Neal's Career Statistics

YEAR	G/GS	FG/FGA	PCT	FT/FTA	PCT	PTS	AVG	REB	AVG	PF/D	AST	TO	BLK	STL
1989-90	32/28	180/314	.573	85/153	.556	445	13.9	385	12.0	122/9	61	93	115	38
1990-91	28/28	312/497	.628	150/235	.638	774	27.6	411	14.7	79/1	45	99	140	41
1991-92	30/30	294/478	.615	134/254	.528	722	24.1	421	14.0	86/5	46	103	157	29
<b>TOTALS</b>	<b>90/86</b>	<b>786/1289</b>	<b>.610</b>	<b>369/642</b>	<b>.575</b>	<b>1941</b>	<b>21.6</b>	<b>1217</b>	<b>13.5</b>	<b>287/15</b>	<b>152</b>	<b>295</b>	<b>412</b>	<b>108</b>

# Durand "Rudy" Macklin



**LSU All-American**  
1980, 1981

**Jersey Retired**  
2010

**Member of the Louisiana Sports Hall of Fame**  
2005

**SEC Basketball Tournament Living Legend**  
2000

**Member Louisiana Association of Basketball Coaches Hall of Fame**  
1987

**Member LSU Hall of Fame**  
1990

**Member LSU All-Century Team**  
2009

Durand "Rudy" Macklin, whose recruitment to LSU marked the beginning of the Tigers rise to the top of college basketball under Dale Brown, receives his long overdue recognition as his jersey will be retired to the rafters of the Pete Maravich during the 2009-10 season.

Macklin came to LSU from Louisville, Ky., surprising many by leaving his home state to play for Coach Brown and a program that was still looking for its true direction.

But ever since his first game at LSU, Macklin showed he would be the leader and leave a mark on the program that is still talked about to this day.

In that first game, he set a school rebounding record that no one has come close to, pulling down 32 boards in a win against Tulane.

After his magnificent LSU career, he became the school's all-time leading rebounder with 1,276 rebounds (a 10.4 rebounds per game average). That figure remains on top of the school chart. He also became the second leading scorer all-time at LSU behind Pete Maravich (2,080 points, 16.9 points per game average).

He is just the second player to score 2,000 points at LSU, and still to this day remains in the top 20 in league scoring totals.

Much of his success and his two All-American seasons in 1980 and 1981 were after returning from a serious knee injury that forced him to miss all but two games of the 1978-79 season.

In 1980, he average 17.6 points per game after a year ago from the game as the Tigers just missed winning the league title in a dramatic last-game overtime loss to Kentucky only to come back a week later and win the school's only SEC title. The Tigers that year advanced to the Elite 8 before losing to Louisville.

In 1981, he was also named Southeastern Conference Player of the Year and led the Tigers to their first NCAA Final Four since 1953. He beat out a star-studded cast of players including Georgia's Dominique Wilkins, Kentucky's Sam Bowie and other future NBA players such as Jeff Malone of Mississippi State, Dale Ellis of Tennessee, Eddie Phillips of Alabama and teammate Howard Carter.

In Macklin's four years, LSU had records of 18-9, 23-6, 26-6 and 31-5. The Tigers won one SEC title, one SEC Tournament championship,



advanced to the Elite 8 and the Final Four during the Macklin days.

One writer wrote of Macklin, "Macklin's aggressiveness has never been questioned in the Southeastern Conference. If they gave an award for the hardest worker, Macklin would have been the consensus choice of his peers, who marvel at how much effort he puts into the game."

Today, Macklin is still in Baton Rouge, heading the Governor's Council on Physical Fitness and Sports for over a decade and now serving as Director of the Office of Minority Health.

"Rudy is far more than a basketball player," Brown said. "He is a magnificent human being that contributes to society daily. He is a superb role model and an outstanding gentleman."

"We didn't win (the NCAA title) but LSU was pretty far down when I came here and pretty near the top when I left. I kind of feel like we accomplished our mission."

In 2000, he was honored as the school's Living Legend at the SEC basketball tournament. In 2005 he was elected to the Louisiana Sports Hall of Fame and in 2009 he was named a member of LSU's All-Century team.

## Macklin's Career Statistics

YEAR	G-GS	MIN-AVG	FG-FGA	PCT.	FT-FTA	PCT.	REB-AVG.	PF-D	A	PTS-AVG.
1976-77	26-26	975-36.0	161-310	.519	63-102	.618	306-11.8	81-5	26	385-14.8
1977-78	27-27		217-349	.620	79-123	.640	286-10.6	98-7	4	513-19.0
1978-79	2-2	52-26.0	19-32	.590	8-10	.800	24-12.0	8-0	1	46-23.0
1979-80	32-30	1038-32.4	232-383	.606	97-140	.693	309-9.7	94-5	7	563-17.6
1980-81	36-36	1147-31.9	223-357	.625	127-180	.706	351-9.8	113-4	28	573-15.9
<b>TOTALS</b>	<b>123-121</b>		<b>852-1431</b>	<b>.595</b>	<b>374-555</b>	<b>.673</b>	<b>1276-10.4</b>	<b>394-21</b>	<b>66</b>	<b>2080-16.9</b>





## Malcolm "Sparky" Wade

Guard • 5-9 • Jena, La.  
1935

LSU's first basketball All-American averaged 9.7 points per game in 1933 and 12.4 points per game in 1934 to lead the scoring category for the first two years of the Southeastern Conference.

He was named a All-American in 1935 while leading LSU to the mythical national championship, averaging 12.7 points per game.

A native of Jena, Wade is considered the greatest dribbler and backcourt star in LSU basketball history.


Before moving to LSU, he was named to the high school All-State team three times from 1928 to 1930. He was elected MVP of the national high school championship playoffs as a senior.

Former Baton Rouge Morning Advocate sports editor Bud Montet, remembers Wade in these words:

"He could do everything with a basketball but dunk it, and make it sing. If there was an extraordinary floor-leader in the South at that time, it had to be Wade."

The three-time All-SEC selection is also a member of the Louisiana Sports Writers and Louisiana Association of Basketball Coaches Hall of Fame.

He was the "Little Giant from Jena." You can't talk LSU basketball without mention of the school's first All-American and first showman who could pass, score and dribble with the best of his and many others era.



## Bobby Lowther

Forward • 6-5 • Alexandria, La.  
1946

Bobby Lowther officially was recognized as a first-team All-American in 1995 after a historian of the Helms Foundation confirmed that all members of the 1946 team had been upgraded to first-team status.

Lowther is the only two-sport All-America athlete in LSU's storied sports history. In 1946, he made the Helms Foundation basketball All-America squad and was a two-event All-American in track and field, finishing second at the NCAA Championships in the javelin and fourth in the pole vault.

The 6-5, 185-pound Alexandria native was also the triple jump champion at the 1946 National AAU Championships.

In basketball, he averaged 14.7 points per game as he also earned first-team All-SEC honors.

He was voted LSU's "Best All-Around Athlete" in 1947 in a field that also included such future professional stars as Y. A. Tittle, Alvin Dark and Joe Adcock.

Lowther is a member of the Louisiana Sports Writers Association Hall of Fame and was chosen to be the "Living Legend" honoree representing LSU at the 2005 Southeastern Conference basketball tournament in Atlanta.



## Chris Jackson

Guard • 6-1 • Gulfport, Miss.  
1989, 1990

In just his freshman and sophomore years, Jackson was a two-time consensus SEC Player of the Year lighting up scoreboards across America. After scoring 48 and 53 points in the first month of his college career, he went on to become the most celebrated freshman of all time, setting an NCAA freshman scoring record, averaging 30.2 points per game.

He became just the second freshman ever to make the Associated Press first-team All-America squad and the first ever to make the U.S. Basketball Writers Association's All-America team.

He finished his short career as the seventh leading scorer in school history with 1,854 points (29.0 ppg). His records for freshman include most points in a game (55), most points in a season (965) and season average (30.2).

He won accolades throughout the country as he starred on the court while fighting an ongoing battle with Tourette's Syndrome.

Jackson was chosen to the second team on the Louisiana Association of Basketball Coaches All-Louisiana Team of the Century.

Of Chris Jackson, Baton Rouge State Times sports editor Sam King wrote:

"Athletes come and go.

"Many are so quickly forgotten.

"Only the great ones are remembered forever. To have seen Bob Pettit, Billy Cannon and Pete Maravich perform at their best was to commit them to memory.

"Chris Jackson now joins some very select company."



## Glen Davis

Forward • 6-8 • Baton Rouge, La.  
2006

Glen Davis was at his best during the Tigers' 2006 season when he was named Southeastern Conference Player of the Year and a first-team All-American for the Wooden Award.

Davis starred as the Tigers captured the SEC regular-season championship with a 14-2 record and then went on to defeat four teams en route to the NCAA Final Four. LSU beat Iona in the opening round, rallying from a halftime deficit, and then used a three-pointer in the final seconds to defeat Texas A&M to advance to the regional semifinals.

There the Tiger magic and Davis' personality was on display to the nation as he helped lead LSU to upsets over No. 1-ranked Duke and an overtime win over No. 9 Texas that got LSU to its first NCAA Final Four in 20 years. The Tigers jumped out on Texas early in overtime and when Davis came down on a break and shot a three-pointer that broke the Longhorns' back, CBS Sports announcer Dick Enberg said with a question in his voice, "Glen Davis for 3? Oh my!"

Davis would earn all-region honors for his play in the NCAA Tournament in a year in which he led the SEC in both scoring (18.6) and rebounding (9.7). He would return to LSU for his junior season and despite injuries and intense pressure to perform, he still again led the league in rebounding (10.2) and earned SEC First-Team honors. He was a second round pick of the NBA's Seattle SuperSonics in the 2007 NBA Draft. He was traded to the Boston Celtics and became an NBA champion in his first year with the team.





At halftime of the Centennial basketball game on Jan. 31, 2009, a sellout crowd eagerly awaited the announcement of LSU's All-Century team. An original group of 15 had turned into a Sweet 16 of LSU basketball after the Centennial Committee decided a near dead heat among three players for two spots was almost impossible to break.

A vote of the fans and the Hall of Fame committee each made up 50 percent of the vote that led to the Centennial team. Many of the former players were on hand to receive the specially-designed award that was made for the ceremony while those who were unable to attend or deceased had family members accepted or were presented their awards at other venues.

Surrounding the court during the ceremony were players, coaches, support staff and family members representing eight decades of LSU basketball.



### Mahmoud Abdul-Rauf

**GUARD - 1989-90**

All-American, 1989, 1980 ... Set NCAA freshman scoring record, averaging 30.2 ppg; at the time, just the second freshman to make first-team A-A; Seventh all-time in scoring (1,854 pts); 172 three-pointers.

### Brandon Bass

**FORWARD - 2004-05**

SEC Freshman of the Year, 2004; SEC Player of the Year, 2005; Averaged 12.8 points as a freshman, 17.3 points in 2005.

### Ricky Blanton

**FORWARD - 1985-86; 88-89**

All-SEC 1988, 1989; Bulkied up and played center on 1986 NCAA Final Four team; Averaged 20.3 points his senior season; 16th in scoring at 1,501 points; 14th in career rebounds (766).

### Howard Carter

**GUARD - 1980-83**

All-SEC 1982, 1983; Member of 1981 NCAA Final Four team; Averaged over 16 points in last three seasons; Former holder of career minutes played (4,276); third all-time leading scorer (1,942).

### Glen Davis

**FORWARD - 2005-07**

All-American, 2006; SEC Freshman of the Year, 2005; SEC Player of the Year, 2006; 10th all-time in scoring with 1,587 points (16.7 average); Seventh in rebounds (613) ... Member of the 2006 NCAA Final Four team.

### Joe Dean

**FORWARD - 1950-52**

All-SEC 1952; Member NABC Silver Anniversary Team; leading scorer in 1950 and 1951 and second behind Bob Pettit in 1952 (averaging 18.2 ppg); In 1,000-point club (1,072).

### Durand "Rudy" Macklin

**FORWARD - 1977-81**

All-American in 1980, '81; Member 1981 NCAA Final Four team; SEC Player of the Year, 1981; Second in career scoring (2,080 points, 16.9 ppg); All-time leading rebounder (1,276); Jersey to be retired, 2010.

### Pete Maravich

**GUARD - 1968-70**

National Player of the Year, 1969, 1970; Member of Naismith Basketball Hall of Fame; All-time NCAA career scoring leaders with 3,667 points, an average of 44.2 points for 83 games.

### Ethan Martin

**GUARD - 1978-81**

Member of the 1981 NCAA Final Four team; Second at LSU career assists (638); All-SEC 1980, '81; 190 assists in Final Four season, fourth best at LSU.

### Shaquille O'Neal

**CENTER - 1990-92**

National Player of the Year, 1991; Runnerup 1992; School record for blocks (412); National leader in rebounding (14.7) in 1991; second in rebounding (14.0) in 1992; Second all-time in rebounds (1,217), fourth all-time in points (1,941).

### Bob Pettit

**FORWARD - 1952-54**

All-American, 1953, 1954; Fifth all-time in LSU points (1,916), third scoring average (27.4), first in rebound average (14.8), fourth in total rebounds (1,039), 31.4 ppg average in 1954; Member 1953 NCAA Final Four team.

### Don Redden

**GUARD - 1983-86**

Member of the 1986 NCAA Final Four team; 1,119 career points; Third all-time at LSU in free throw percentage (84.0 percent).

### Al "Little Apple" Sanders

**CENTER - 1970-72**

Averaged over 14 rebounds for his career, third all-time at LSU with 1,168; 1,383 points (16.7 ppg); All-SEC in 1971, '72.

### Stromile Swift

**FORWARD - 1999-00**

SEC Player of the Year, 2000; Averaged 16.2 points and 8.2 rebounds in 2000 ... Blocked 95 shots in 2000.

### Collis Temple, Jr.

**CENTER - 1972-74**

First African-American basketball player for LSU; Best season in 1974 of 15.0 points and 10.5 rebounds.

### Sparky Wade

**GUARD - 1932-35**

Member of the 1935 National Championship team; LSU's first All-America, 1935; Led SEC in scoring three years. Point guard.



Prior to the 2009 season, LSU Basketball fans took part in the voting for all-decade teams from the 1940s to the 2000s, selecting the 10 players who would be eligible for the all-century team ballot. A committee of historians picked the early years (1909-39) team.



Dick Maile



Ed LeBlanc

## 1909-1939

### Early Years Team

**Buddy Blair** – 1933-35 – Member of the National Championship team.

**Arnold "Judge" Bryan** – 1935-37 – 1936 SEC scoring record of 207 points.

**W. R (Ray) Edmonds** – 1916-17; 1921-1922 – Leading scorer in 1917.

**Leslie Garahan** – 1927-30 – All-Southern Intercollegiate, 1930.

**G. C. Garrison** – 1927-28; 1930-31 – All-Southern Intercollegiate, 1931

**Jack Harris** – 1932-35 – 1933 All-SEC

**Conley Hathorn** – 1935-38 – All-SEC in 1938

**Bob Jones** – 1924-26 – three-year starter.

**Jack Torrance** – 1931-34 – All-Southern Intercollegiate, 1932.

**Sparky Wade** – 1932-35 – LSU's first All-American, 1935.

## 1940s

**Joe Bill Adcock** – C – 1945-47 – Second Team All-SEC, 1946

**Charlie Bozeman** – C – 1938-41 – Leading scorer, 1941, 13.4 ppg

**Frank Brian** – F – 1942-43; 1945-47 – First Team All-SEC, 1943

**Don Chaney** – F – 1940-43 -- Second Team All-SEC, 1943

**Alvin Dark** – G – 1942-43 – Team was 19-5 during his two years in the SEC.

**Richard "Whitey" Hoskins, Jr.** – G – 1942-44 – Second Team All-SEC, 1944

**Clyde Lindsey** – F -- 1944-46 – Three sport athlete; 15.7 ppg as a senior

**Bobby Lowther** – F-- 1942-43; 1946-48 – First Team All-American, Basketball, Track, 1946.

**Gene Murphy** – G -- 1948-51 – Second Team All-SEC, 1949

**Bill Walters** – G – 1942-43; 1945-47 – Point guard that was 18-4 in 1942-43 and 33-12 in two seasons after the war.

## 1950s

**Don Belcher** – F – 1952-55 – Member of NCAA Final Four Team.

**Ned Clark** – F – 1952-55 – Member of 1953 NCAA Final Four Team.

**Joe Dean** – G – 1950-52 – All-SEC First Team 1952.

**Benny McArdle** – G – 1951-54 – All-SEC Second Team, 1953.

**Bob Meador** – F – 1948-51 – First player to start every game over four years; first player with over 1,000 career points.

**Lynn Moon** – C – 1956-59 – Best season averaged 10 points, 6.4 rebounds in 1959.

**Wayne Munson** – F – 1957-59 – Averaged best of 10.2 points and 10.3 rebounds in 1958.

**Bob Pettit** – F – 1952-54 – All-America First Team 1953, 1954 ... Fifth all-time in LSU point (1,916), third scoring average (27.4). Member 1953 NCAA Final Four Team.

**Don Sebastian** – C – 1953-56 – Averaged 7.4 points, 1955; 11.5 points, 1956

**Roger Sigler** – F – 1953-57 – All-SEC First Team, 1956.

## 1960s

**Tom Conklin** – C – 1959-62 – Leading rebounder in 1960 (7.4) and 1961 (9.0).

**Ellis Cooper** – G – 1961-63 – All-SEC Second Team (AP); Coaches All-SEC Team.

**Kenny Drost** – G – 1965-67 – Averaged team best 16.5 points per game in 1967.

**Maury Drummond** – C/F – 1961-63 – 16th all-time in rebounds at LSU (736 in 72 games).

**Ralph Jukkola** – F – 1967-69 – Second best single season field goal percentage mark of 63.8 percent in 1968.

**Dick Maile** – F – 1963-65 – First Team All-SEC 1964, '65 ... Rebound average 10.4 for career.

**Pete Maravich** – G – 1968-70 – National Player of the Year 1969, 1970. Member of Naismith Basketball Hall of Fame. All-time NCAA Career Scoring leaders with 3,667 points, an average of 44.2 points for 83 games

**George Nattin** – G – 1960-62 – All-SEC AP first team, Coaches team in 1961.

**Dave Ramsden** – C – 1967-69 – Best season 1969 averaging 10.3 ppg, hitting single season field goal record of 67.5 percent.

**Bill Wilson** – C – 1963-65 – 28th on school rebound list with 543 in 62 games (8.7 rpg).





Jerry Reynolds



Vernel Singleton



Brandon Bass

## 1970s

**Al Green** – G – 1979 – Transfer guard ... First Team All-SEC.

**Lionel Green** – C – 1976-79 – Best year was SEC Championship year of 1979 as a senior when he averaged 9.7 points per game and 11.1 rebounds per game.

**Glenn Hansen** – F – 1974-75 – All-SEC first team 1974, '75.

**Kenny Higgs** – G – 1975-78 – Single season and career assist leader at LSU.

**Jordy Hultberg** – G – 1977-80 – 1,067 career points.

**Ed LeBlanc** – C – 1973-76 – One of the first players in the modern era to earn four letters.

**Bill "Fig" Newton** – F – 1970-72 – 21st all-time in scoring (1,339 points in 84 game, 15.9 average) ... 10th all-time in rebounding with 802 boards (9.5 average).

**Eddie Palubinskas** – G – 1973-74 – Australian native, First team All-SEC in 1973.

**Al "Little Apple" Sanders** – C – 1970-72 – One of top rebounders of time ... All-SEC 1971, 72 ... Third all-time in boards (1,168, 14.1 avg.).

**DeWayne Scales** – F – 1977-80 -- MVP of the 1980 SEC Championship game.

**Collis Temple, Jr.** – C – 1972-74 – In last two years combined shot over 57 percent from the floor.

## 1980s

**Ricky Blanton** – F – 1985-86; 88-89 – First Team All-SEC 1988, '89 ... Member of the 1986 NCAA Final Four team.

**Howard "Hi-C" Carter** – G – 1980-83 – Member 1981 NCAA Final Four team ... First Team All-SEC 1982, '83.

**Durand "Rudy" Macklin** – F – 1976-78; 1979-81 – Member of 1981 NCAA Final Four team ... Second in scoring, leading rebounder in school history ... First Team All-American 1980, '81

**Ethan Martin** – G – 1978-81 – Point guard on the NCAA Final Four Team in 1981 ... First team All-SEC 1980, '81.

**Leonard Mitchell** – F/C – 1981-84 – First team All-SEC, 1982 ... Member of the 1981 NCAA Final Four Team as a freshman.

**Don Redden** – G – 1983-86 – Member of the NCAA Final Four Team in 1986.

**Jerry Reynolds** – G/F – 1983-85 – All-SEC First team, 1984.

**Derrick Taylor** – G – 1982; 1984-86 – Member of the 1986 NCAA Final Four team ... Ninth on the LSU career scoring list with 1,590 points.

**John Williams** – F – 1985-86 – Member 1986 NCAA Final Four Team ... First Team All-SEC in 1986 ... MVP of the 1986 SEC Tournament.

**Nikita Wilson** – F/C – 1984-87 – Best season was 1987, averaging 15.6 points ... 19th all-time in rebounds with 699 (6.4 average).

## 1990s

**Jamie Brandon** – G – 1992-94 – Last two years were his best ... Leading scorer on 1994 team, averaging 16.5 points a game.

**Maurice Carter** – G – 1996-99 – Led team in scoring last two years ... 157 treys for career.

**Clarence Ceasar** – F – 1992-95 – Member of both 1,000 point club at LSU and 500 rebound club ... Career leader in steals with 310.

**Ronnie Henderson** – G – 1993-96 – First team All-SEC 1995, '96 ... Led SEC in scoring in both 1995 (23.3 ppg) and 1996 (21.8 ppg).

**Chris Jackson** – G – 1989-90 – Player of the Year, SEC, 1989, '90 ... First-Team All-American 1989, 1990 ... NCAA Freshman scoring record (30.2).

**Randy Livingston** – G – 1995-96 -- Played just portions of two seasons, but was one of the greatest assist makers in LSU history.

**Shaquille O'Neal** – C – 1990-92 – Consensus first-team All-American in 1991, '92 ... SEC Player of Year 1991, '92 ... School record for blocks, 412. National Player of Year, 1991.

**Wayne Sims** – F -- 1988-91 – Best season was on 1988-89 team, averaged 13.3 points per game.

**Vernel Singleton** – F -- 1989-92 – First-team All-SEC, 1991 ... Made famous the cartoon shoulder bandages he wore every game ...

**Maurice Williamson** – G – 1990; 1991-93 – Averaged 12.2 points, team best 118 assists (3.8 avg) in 1990.

## 2000s

**Brandon Bass** – F -- 2004-05 – SEC Freshman of the Year, 2004 ... SEC Player of the Year, 2005 ... SEC All-Tournament team, 2005.

**Torris Bright** – G -- 2000-03 – SEC Freshman of the Year, 2000 ... Primary point guard for LSU his entire career.

**Glen Davis** – F -- 2005-07 – SEC Freshman of the Year, 2005 ... SEC Player of the Year, 2006 ... Member of the 2006 NCAA Final Four team ... First-team All-American, 2006.

**Ronald Dupree** – F -- 2000-03 – All-SEC First Team 2002, '03 ... Scored over 1,550 points in last three years averaging 17.3 points in 2001, 16.2 in 2002, 15.8 in 2003

**Darrel Mitchell** – G – 2003-06 – Member of the 2006 NCAA Final Four team ... First-Team All-SEC, 2006 ... Career leader in three pointers with 258.

**Tasmin Mitchell** – F – 2006-2010 – Member of the 2006 NCAA Final Four team ... Freshman All-American. One of nine players to play on two SEC Championship teams.

**Jabari Smith** – C – 1999-2000 – Averaged 12.7 points in 1999, 12.5 in 2000 ... 65 career blocks ... Shot 53.2 percent from the field.

**Stromile Swift** – F – 1999-2000 – SEC Player of the Year, 2000 ... Consensus All-SEC, 2000 ... Averaged 16.2 points in only full season in 2000.

**Collis Temple III** – G – 2000-03 – 27th all-time in scoring at LSU with 1,173 points ... In last three seasons, averaged 14.3 points in 2001, 13.4 in 2002, 10.8 in 2003.

**Tyrus Thomas** – F – 2006 – Member of the 2006 NCAA Final Four team – SEC Freshman of the Year, 2006 ... SEC Co-Defensive Player of the Year.



# Tigers

## IN THE NBA

### Brandon Bass

Orlando Magic

Now the senior member of the LSU players in the NBA following the retirement of Shaquille O'Neal in 2011, Bass was the SEC POY in 2005 and was drafted by the New Orleans Hornets. He has also played for the Dallas Mavericks before joining the Magic.



The LSU basketball program has a lasting legacy with the National Basketball Association that spans both the Tigers and the league's long history.

In the 1950s and early '60s, LSU's Bob Pettit fought long and hard to win an NBA championship. Most of those years standing in his way were the feared Boston Celtics. He finally accomplished his dream, winning the title in 1958. That title was celebrated in 2008 in Atlanta as the Hawks honored Pettit on the 50th anniversary of that title.

Also in 2008, another LSU player celebrated with the NBA championship trophy, ironically with those same Boston Celtics. Glen Davis, who was chosen in the second round of the 2007 NBA draft, made the most of his chance to shine and now has a Final Four and an NBA title on his resume', the second LSU player to achieve that double.

Seven times in the last 21 years, the Tigers have had a former player taken in the first round

#### LSU's NBA First Round Draft choices

1952	Joe Dean - Indianapolis Olympians
1954	Bob Pettit - Milwaukee Hawks (2nd pick)
1970	Pete Maravich - Atlanta Hawks (3rd pick)
1983	Howard Carter - Denver Nuggets
1985	Jerry Reynolds - Milwaukee Bucks
1986	John Williams - Washington Bullets
1990	Chris Jackson - Denver Nuggets (3rd pick)
1991	Stanley Roberts - Orlando Magic
1992	Shaquille O'Neal - Orlando Magic (1st pick)
1993	Geert Hammink - Orlando Magic
2000	Stromile Swift - Vancouver Grizzlies (2nd pick)
2006	Tyrus Thomas - Portland Trailblazers (4th pick, traded to Bulls)
2008	Anthony Randolph - Golden State Warriors

of the NBA draft. Four times in that period an LSU player has been one of the top four picks in the draft. When Anthony Randolph was taken with the 14th pick of the first round by the Golden State Warriors, he was the 13th player all-time taken from LSU in the first round of the draft.

Three of the LSU players who have their numbers hanging from the rafters of the Pete Maravich Assembly Center were top draft picks - Bob Pettit (2nd pick - Milwaukee, 1954); Pete Maravich (3rd pick - Atlanta, 1970) and Shaquille O'Neal (1st pick - Orlando, 1992). Chris Jackson (1990), Stromile Swift (2000) and Tyrus Thomas (2006) were all shaking the commissioner's hand in the first few picks of the draft when their time came to take the hallowed NBA stage.

Since 1952, teams in the NBA draft have chosen 48 players from LSU. Plus there are countless others who have and are presently playing for teams abroad. In all, a total of 34 players have logged regular season minutes in either the NBA or the old American Basketball Association.





# NBA's 50th Anniversary Team



**Pete Maravich**



**Bob Pettit**



**Shaquille O'Neal**



# Current LSU Players in the NBA



**Brandon Bass**

Orlando Magic  
Played six seasons in the league, last two years with Orlando after two seasons with the Hornets and Mavericks ... Has played 336 career games, averaging 7.7 points per game. This season, he averaged 11.2 points and 5.6 rebounds a game. .



**Glen Davis**

Boston Celtics  
Davis was drafted in the second round by Seattle and traded to the Celtics in the 2007 draft ... Davis was the 2006 SEC POY ... His rookie year was almost all good for the Baton Rouge native as he was part of a Celtic team that returned the NBA championship to Boston in 2008 ... Free agent once lockout ends ... In 277 career games, averaged 7.6 ppg, 11.7 in 2011.



**Chris Johnson**

Portland Trailblazers  
Chris turned a D-League All-Star season in 2011 to an end of season roster spot with the Trailblazers who faced eventual NBA champion Dallas in the first round of the playoffs with Johnson on the roster ... Johnson was the starting center on the 2009 SEC Championship team that advanced to the second round of the NCAA Tournament.



**Anthony Randolph**

Minnesota Timberwolves  
Randolph left LSU after his freshman season and was selected in the first round of the 2008 draft by the Golden State Warriors with the 14th pick of the draft ... Finished his fourth year in the league with the Minnesota Timberwolves after being traded by the Knicks ... 136 career games and an 8.2 scoring average.



**Tyrus Thomas**

Charlotte Bobcats  
Thomas was the 2006 SEC Freshman of the Year ... Fourth pick in the 2006 NBA Draft by Portland and his rights were later traded to Chicago ... Was sent to Charlotte in mid-season 2010 and has signed a long-term deal ... Averaged double figures both seasons in Charlotte ... 320 career games with an 8.2 scoring average.



**Marcus Thornton**

Sacramento Kings  
Thornton, the 2009 SEC POY, earned second-team NBA Rookie Team honors in his debut season in the league ... Thornton was taken in the second round of the 2010 draft by the Miami Heat and traded to the Hornets ... Played in 73 games, averaging 14.5 points and 2.9 rebounds a game ... Split last season between New Orleans and Sacramento, Averaged 21 points a game for 46 games after going to Sacramento Kings.



**Garrett Temple**

Charlotte Bobcats  
Made his mark in the league, picking up 10-day contracts with Houston, Sacramento and San Antonio before the Spurs put him on their roster for the remainder of the season. ... During the 2010-11 season, was on the roster of San Antonio, Milwaukee and by the end of the season, Charlotte. ... Status will be determined for 2011-12 as NBA labor situation is solved ... Joins his father, Collis, with NBA playing time.



## NBA Draft Picks from LSU

YEAR	PLAYER	TEAM	ROUND
1947	Jack Coleman	Indianapolis	
	Bobby Lowther	Indianapolis	
1952	Joe Dean	Indianapolis	1st
1954	Bob Pettit	Milwaukee	1st (2nd pick)
1955	Don Belcher	Fort Wayne	N/A
1960	Dick Davies	St. Louis	8th
1961	Bill Engressor	New York	14th
1965	Dick Maile	Cincinnati	11th
1966	John Jones	Baltimore	5th
1970	Pete Maravich	Atlanta	1st (3rd pick)
	Dan Hester	Atlanta	2nd
1971	Nelson Isley	Buffalo	17th
1972	Al Sanders	Baltimore	4th
1974	Ed Palubinskas	Atlanta	4th
		Utah (ABA)	8th
	Collis Temple, Jr.	Phoenix	6th
		S. Antonio (ABA)	3rd
	Glen Hansen	Kentucky	9th
1975	Glen Hansen	KC-Omaha	2nd
		Memphis (ABA)	44th
1978	Kenny Higgs	Cleveland	3rd
1979	Al Green	Phoenix	3rd
	Lionel Green	Houston	4th
1980	DeWayne Scales	New York	2nd
	Rick Mattick	New Jersey	6th
1981	Greg Cook	New York	2nd
	Durand Macklin	Atlanta	3rd
	Ethan Martin	Cleveland	4th
	Willie Sims	Denver	5th
1983	Howard Carter	Denver	1st
1984	Leonard Mitchell	Cleveland	3rd
	John Tudor	Dallas	9th
1985	Jerry Reynolds	Milwaukee	1st
1986	Don Redden	Denver	3rd
	Derrick Taylor	Indiana	4th
	John Williams	Washington Bullets	1st
	Steffond Johnson	L. A. Clippers	5th
1987	Nikita Wilson	Portland	2nd
	Anthony Wilson	Chicago	5th
1988	Jose Vargas	Dallas	2nd
	Hernan Montenegro	Philadelphia	3rd
1989	Ricky Blanton	Phoenix	2nd
1990	Chris Jackson	Denver	1st (3rd pick)
1991	Stanley Roberts	Orlando	1st
1992	Shaquille O'Neal	Orlando	1st (1st pick)
1993	Geert Hammink	Orlando	1st
1996	Randy Livingston	Houston	2nd
	Ronnie Henderson	Washington	2nd
2000	Stromile Swift	Vancouver	1st (2nd pick)
	Jabari Smith	Sacramento	1st
2005	Brandon Bass	New Orleans	2nd
2006	Tyrus Thomas	Portland	1st (4th pick)
2007	Glen Davis	Boston	2nd
2008	Anthony Randolph	Golden State	1st (14th pick)
2009	Marcus Thornton	Miami	2nd

## Former NBA Tigers

Several former Tigers have had outstanding careers in the NBA ... Here are a few notes on some of those players:

### ◀ Mahmoud Abdul-Rauf

Denver 1991-96; Sacramento 1997-98; Vancouver 2001 ... Played at LSU under the name of Chris Jackson ... NBA's Most Improved Player in 1993 ... Led Denver in scoring, 1993-96 ... Career scoring average of 14.6 ppg ... 90 percent career free throw percentage.

### Frank Brian

Anderson (NBL-NBA), 1948-50; Tri-Cities, 1951; Fort Wayne 1952-56 ... Nine years, seven in NBA ... Two-time NBA all-star ... Career scoring average of 12.3 ppg.

### Ronald Dupree

Undrafted out of LSU in 2003 ... Played for Chicago '03-'04; Detroit '04-'05; '06-'08; Minnesota '05-'06; Seattle, '08 ... Member of NBA finalist team in 2005 ... Played 154 games, average 3.6 points per game.

### Randy Livingston

Houston, 1996-97; Atlanta 1997-98; Phoenix 1998-00; Golden State, 2000-01; Seattle 2001-02; New Orleans 2002-03; Los Angeles Clipper 2003-04; Utah 2004-05; Chicago 2005-06; Seattle 2006-07 ... Played 11 seasons and 203 career games ... Averaged 3.8 ppg, 1.4 rpg,

### Durand "Rudy" Macklin

Atlanta, 1982-83; New York, 1984 ... Career scoring average of 6.4 ppg.

### Pete Maravich "Pistol Pete"

Atlanta 1971-74; New Orleans, 1975-79; Utah-Boston, 1980-81 ... Four time NBA All-Star ... Career scoring average of 24.2 ppg, totaling almost 16,000 points ... Member of the NBA's 50-year anniversary all-star team.

### Shaquille O'Neal

Orlando, 1993-96; Lakers 1997-04; Miami 2005-08; Phoenix 2008-09; Cleveland 2010; Boston 2011 ... Member of the NBA's 50-year anniversary all-star team ... Three-time Finals MVP, 15 time All-Star ... 1,207 career games ... 28,596 career regular season points.

### Bob E. Pettit, Jr.

Milwaukee 1955; St. Louis, 1956-65 ... 11-time NBA All-Star ... Member of the NBA's 50-year anniversary all-star team ... Career scoring average of 26.4 ppg, scoring over 20,800 points.

### Jerry Reynolds

Milwaukee 1985-88; Seattle 1988-89; Orlando 1989-92; Milwaukee, 1995-96 ... 443 games played ... Career scoring average of 9.1 ppg and 3.0 rpg.

### Stanley Roberts

Orlando, 1992; L. A. Clippers 1993-97 ... 9.6 ppg career scoring average.

### DeWayne Scales

New York, 1981-82; Washington 1984 ... 4.6 ppg career scoring average.

### Stromile Swift

Second pick of the draft by Vancouver, 2000 ... Played for Vancouver/Memphis 2000-05; Houston, 06; Memphis 07-08, New Jersey '09. Played 547 games, averaged 8.4 points,

### John Sam Williams

Washington, 1987-91; LA Clippers 1993-94; Indiana 1995 ... Career scoring average of 10.1 ppg.





MARCUS THORNTON

**NBA Most Valuable Player**

1955-56	Bob Pettit	St. Louis Hawks
1958-59	Bob Pettit	St. Louis Hawks
1999-00	Shaquille O'Neal	Los Angeles Lakers

**NBA Rookie of the Year**

1954-55	Bob Pettit	Milwaukee Hawks
1992-93	Shaquille O'Neal	Orlando Magic

**NBA Comeback Player of the Year**

1992-93	Mahmoud Abdul-Rauf	Denver Nuggets
---------	--------------------	----------------

**NBA Finals Most Valuable Player**

1999-00	Shaquille O'Neal	Los Angeles Lakers
2000-01	Shaquille O'Neal	Los Angeles Lakers
2001-02	Shaquille O'Neal	Los Angeles Lakers

**All-NBA Rookie Team**

2009-10	Marcus Thornton	2nd	New Orleans Hornets
---------	-----------------	-----	---------------------

**All-NBA Defensive Team**

1999-00	Shaquille O'Neal	2nd	Los Angeles Lakers
2000-01	Shaquille O'Neal	2nd	Los Angeles Lakers
2002-03	Shaquille O'Neal	2nd	Los Angeles Lakers

**NBA All-Star Game Appearances**

Shaquille O'Neal	15 (1993-98, 2000-07, 2009)
Bob Pettit	11 (1955-65)
Pete Maravich	5 (1973-74, 1977-79)
Frank Brian	2 (1951-52)

**All-NBA Team Selections**

1949-50	Frank Brian	2nd	Anderson
1950-51	Frank Brian	2nd	Tri-Cities
1954-55	Bob Pettit	1st	Milwaukee Hawks
1955-56	Bob Pettit	1st	St. Louis Hawks
1957-58	Bob Pettit	1st	St. Louis Hawks
1958-59	Bob Pettit	1st	St. Louis Hawks
1959-60	Bob Pettit	1st	St. Louis Hawks
1960-61	Bob Pettit	1st	St. Louis Hawks
1961-62	Bob Pettit	1st	St. Louis Hawks
1962-63	Bob Pettit	1st	St. Louis Hawks
1963-64	Bob Pettit	1st	St. Louis Hawks
1964-65	Bob Pettit	2nd	St. Louis Hawks
1972-73	Pete Maravich	2nd	Atlanta Hawks
1975-76	Pete Maravich	1st	New Orleans Jazz
1977-78	Pete Maravich	2nd	New Orleans Jazz
1993-94	Shaquille O'Neal	3rd	Orlando Magic
1994-95	Shaquille O'Neal	2nd	Orlando Magic
1995-96	Shaquille O'Neal	3rd	Orlando Magic
1996-97	Shaquille O'Neal	3rd	Los Angeles Lakers
1997-98	Shaquille O'Neal	1st	Los Angeles Lakers
1998-99	Shaquille O'Neal	2nd	Los Angeles Lakers
1999-00	Shaquille O'Neal	1st	Los Angeles Lakers
2000-01	Shaquille O'Neal	1st	Los Angeles Lakers
2001-02	Shaquille O'Neal	1st	Los Angeles Lakers
2002-03	Shaquille O'Neal	1st	Los Angeles Lakers
2003-04	Shaquille O'Neal	1st	Los Angeles Lakers
2004-05	Shaquille O'Neal	1st	Miami Heat
2005-06	Shaquille O'Neal	1st	Miami Heat



# A Legend

## STEPS DOWN

There will be tributes a plenty and ceremonies to honor the lengthy National Basketball Association career of Shaquille O'Neal in the future, but LSU in September was able to unveil the biggest – a 900-pound statue of the young “Shaq” with a large crowd including his mom, many former players and adoring fans looking on outside the LSU practice facility.

It was a fitting tribute to a player who still today loves LSU and lets the world know of that love whenever he can.

After All-American and Player of the Year honors in three years at LSU he was the No. 1 pick in the 1992 NBA draft. When he retired in June 2011 he had four NBA rings (three in LA, one in Miami), 28,596 points.

Now he has a statue and as he kept pulling and pulling the white

cloth, he realized it was much bigger than he realized.

“When that curtain came down it was like wow,” O’Neal would say. “They sent me little sculptures of what it would look like so I thought it was one of those little things. They really did a good job. I’m honored and humbled. I think it’s beautiful. It’s fabulous.”

It was the second momentous honor bestowed on the “Big Shaqtus” after his LSU playing days. In 2000, he received his undergraduate degree from the University, declaring his favorite school to now be “Love Shaq University.” One night later, as promised by then-AD Joe Dean when he got his degree, his number was forever hung from the South catwalk at the Maravich Center.

What O’Neal remains is a great ambassador for LSU.







"I just had so much fun here," O'Neal recalled, who holds a golf tournament on the day before LSU's first home game each year to benefit the Shaquille O'Neal Life Skills program. "A lot of people don't know this but when I had to call Coach (Dale) Brown and tell him I didn't think I wanted to come back (after his junior season) that was one of the hardest days of my life because if I leave Coach Brown there will be no more Tiger Town, no more "Sports" on Thursday, no more football games, no more tailgating, no more crawfish. Now I've got to go to work.

"The great thing about Baton Rouge is the people are so friendly," he said. "The campus is so lively and the night life is so great. Baton Rouge is one of the best cities in the world ... Besides my parents who raised me well, it is the people of Louisiana who really made me."

O'Neal called the present and former players on the platform with him after unveiling the statue and he credits current LSU Coach Trent Johnson with creating an atmosphere that truly brings the former players back to the campus and the program.

"Coach Johnson is doing a fabulous job of bringing us all back together," O'Neal said. "That means everyone that has ever played here at LSU. Coach Johnson and I have become good friends and he told me he wanted to do it (the statue) and I told him stop playing ... I realized he was serious. I want to thank Coach Johnson. I really appreciate you very much."

Now the legend is working on his next goal – a doctorate.

"I've been working on it the last four years. I didn't want to let a lot of people know until I actually became a doctor. I'm working on my dissertation now and hopefully I'll be Doctor O'Neal. Unfortunately, I will no longer answer to "Shaq." You will have to call me Dr. O'Neal."

Call him what you will. He will always be a legend, an icon, an ambassador for his basketball program and his university.



The following nine individuals are the only athletes to have their jerseys retired by LSU. Men's basketball has retired the No. 23 for Pete Maravich, No. 50 for Bob Pettit, Jr., No. 33 for Shaquille O'Neal and No. 40 for Rudy Macklin. Women's basketball retired the No. 33 for Seimone Augustus. Football's only two retired jerseys are the No. 20 worn by Billy Cannon and the No. 37 worn by Tommy Casanova. Baseball retired the No. 15 in honor of longtime coach and former athletics director Skip Bertman and the No. 20 for Ben McDonald. Casanova, Macklin and McDonald joined the prestigious list in May 2009. Augustus became the first woman in LSU Athletics history to have her jersey retired in January 2010.

## GREATS



### 50 Bob Pettit

Pettit led LSU to its first NCAA Final Four in 1953 and he later became the first player in NBA history to exceed the 20,000-plus point barrier. Pettit is a member of the NBA Hall of Fame, and in 1997, he was named as one of the top 50 players in NBA history.

### 23 Pete Maravich

"Pistol Pete," Maravich still holds the NCAA record for career points with 3,667 and for career scoring average with 44.2 points a game. He was selected the National Player of the Year in 1970 after leading the Tigers to the NIT Final Four. He scored 50-plus points an amazing 28 times. He went on to a 10-year professional career and was selected as one of the NBA's 50 greatest players in 1997.

### 20 Billy Cannon

One of the true legends of college football in the South, Cannon was the 1959 Heisman Trophy winner and helped the Tigers to the 1958 national title. Cannon's most memorable performance came in 1959 against Ole Miss when No. 1 LSU trailed No. 3 Ole Miss 3-0 in the fourth quarter. He fielded a punt, broke seven tackles and returned it 89 yards for the 7-3 victory. He went on to a successful 11-year professional career.

### 33 Shaquille O'Neal

O'Neal was the first pick in the 1992 NBA Draft. He was named MVP of the league in 2000 and was a three-time NBA Finals MVP after leading the Los Angeles Lakers to three World Championships. At LSU, O'Neal averaged 21.6 points and 13.6 rebounds for his career, and in 1991, he was named the World's Amateur Athlete of the Year as well as SEC Athlete of the Year and National Player of the Year. In 1997, he was named as one of the top 50 players in NBA history.

### 15 Skip Bertman

A legend in the college baseball ranks, Bertman created a dynasty at LSU, guiding the Tigers to five national titles in a 10-year stretch from 1991-2000. He also coached the United States to a bronze medal at the 1996 Olympics in Atlanta and was an assistant on the gold medal-winning U.S. squad in Seoul, Korea, in 1988. Bertman retired from coaching following the 2001 season and served as LSU's athletics director for seven years. Bertman was inducted into the College Baseball Hall of Fame in 2006.




## About LSU Retired Jerseys

The retirement of the jerseys of Casanova, McDonald, Macklin and Augustus comes under a new provision of the LSU jersey retirement bylaws that says the retirement of an athlete's jersey in a particular sport does not preclude a current student-athlete in that sport from wearing the jersey number in that or any other sport, subject to the discretion of the head coach. This provision applies only to jerseys retired after January 1, 2007, so the numbers worn by Maravich, Pettit, O'Neal, Cannon and Bertman may never again be worn by future student-athletes in their respective sports. To have a jersey retired at LSU, an athlete must have completed intercollegiate competition for LSU a minimum of five years prior to nomination. Athletes must have demonstrated truly unusual and outstanding accomplishments, exceeding and in addition to all criteria used for Hall of Fame selection. Nominees must have a unanimous vote of support from the Hall of Fame committee.

### Rudy Macklin 40

Rudy Macklin was a two-time basketball All-American selection during his Tiger career from 1976-81 during which time he became LSU's all-time leading rebounder with 1,276 boards and the second-leading scorer in school history behind only the legendary Pete Maravich with 2,080 points. He led the Tigers to two Elite Eight appearances and the 1981 Final Four in Philadelphia. He still holds the school single game rebound record with 32, a mark like some of the great records in any sport that may never be broken.



### Tommy Casanova 37

Tommy Casanova is the only three-time All-American in the history of LSU football and is a member of the College Football Hall of Fame. During his Tiger career from 1969-71, Casanova personified versatility for his myriad of talents as he played offense, defense, returned punts and kickoffs. One of just two three-time All-SEC performers at LSU, he played six seasons with the Cincinnati Bengals of the NFL while earning his medical degree.



### Ben McDonald 19

Ben McDonald won the prestigious Golden Spikes Award, given annually to the nation's most outstanding player, in 1989 and is a member of the College Baseball Hall of Fame. He led LSU to two College World Series appearances. In 1989, McDonald was named National Player of the Year by Baseball America, The Sporting News and Collegiate Baseball. He was selected by the Baltimore Orioles as the No. 1 pick in the major league draft in 1989 and went on to enjoy a 10-year major league career with the Orioles and the Milwaukee Brewers.




### Seimone Augustus 33

Seimone Augustus is the only women's basketball player in school history to earn State Farm Coaches Association All-America honors three times: 2004, 2005 and 2006. Augustus became LSU's first NCAA National Player of the Year and she claimed the honor twice in 2005 and 2006. A 2006 graduate of LSU, Augustus was the WNBA's No. 1 draft pick in 2006. She went on to lead the United States to a gold medal at the 2008 Beijing Olympic Games.



Tommy Casanova (left), Seimone Augustus (middle) and Rudy Macklin (right) were the newest LSU greats to have their jerseys retired during the 2009-10 athletic year.



### Shaquille O'Neal

A four-time NBA champion and 15-time All-Star, Shaquille O'Neal was one of the most dominant centers in league history. O'Neal, one of the most quotable athletes on the planet, joined the long list of prominent LSU alumni when he earned his degree in general studies in December 2000. O'Neal announced his retirement from the NBA in June 2010 after a brilliant Hall of Fame career of 19 seasons.

### Seimone Augustus

Seimone Augustus received her degree in 2005 after just three years at LSU and while earning NCAA Women's Basketball National Player of the Year honors twice. She was the first pick of the 2006 WNBA Draft by the Minnesota Lynx and teamed with fellow LSU alum Sylvia Fowles to claim an Olympic gold medal for the United States in 2008. The Lynx recently won the 2011 WNBA title.



# Prominent LSU ALUMNI



### Eduardo Aguirre, Jr.

Named the first Director of U.S. Citizenship and Immigration Services (USCIS) for the Department of Homeland Security in 2003, Aguirre, Jr., was the U.S. Ambassador to Spain from 2005 until 2009.



### James Carville

Carville received both a bachelor's degree and law degree from LSU and gained fame in the 1990s as the chief campaign strategist for Bill Clinton and Al Gore. Carville also penned a best-selling memoir titled "All's Fair: Love, War and Running for President."



### Lod Cook

Cook graduated from LSU with a bachelor's degree in mathematics in 1955 and then earned his Master's degree in petro engineering in 1955. Cook served as CEO of ARCO for nine years.



### Carlos Roberto Flores

The president of Honduras from 1997-2001, Flores helped the nation recover after Hurricane Mitch devastated the country in 1998. Flores is married to the former Mary Carol Flake, also an alumnae of LSU.



### Jim Flores

Flores graduated with two bachelor's of science degrees; one in corporate finance in 1981 and the second in petroleum land management in 1982. Flores is currently Chairman, President and CEO of Plains Exploration & Production Company.



### Sylvia Fowles

Sylvia Fowles was a two-time State Farm All-American at LSU before going onto a career in the WNBA with the Chicago Sky. Fowles and Seimone Augustus became the first LSU basketball players to claim Olympic gold when they did so in 2008 for the United States.



**Dr. Larry O. Arthur** - AIDS researcher.

**John Ed Bradley** - Sports Illustrated writer and novelist, former LSU football player.

**John Breaux** - U.S. Senator (1987-2005) and U.S. Congressman (1972-86) from Louisiana.

**Wil Calhoun** - Executive Producer of television sitcom "Friends."

**Cassandra Chandler** - One of the Federal Bureau of Investigation's highest ranking African-American women as special agent in charge of the Norfolk Field office.

**"Lightning Joe" Lawton Collins** - Chief of Staff for President Harry Truman.

**Bill Conti** - Oscar-winning composer who has written theme music for several well-known movies, including "Rocky" and its sequels.

**Eric Arturo Delvalle** - President of Panama (1985-1988).

**Dr. Alexander William "Alex" Dunlap** - Current chief veterinarian for NASA who is responsible for all NASA policies related to animal health and welfare.

**A. Wright Elliott** - Retired executive vice president, Chase Manhattan Bank.

**Graves Erskine** - U.S. Marine Corps General in WWII.

**Maxime A. Faget** - Designed Mercury and Gemini spacecrafts.

**Mary Carol Flake Flores** - Former first lady of Honduras.

**Murphy "Mike" Foster, Jr.** - Former governor of Louisiana (1996-2004).

**Kevin Griffin** - Lead singer of the platinum-selling rock band "Better Than Ezra."

**Paul Groves** - Award-winning tenor with the Metropolitan Opera.

**Reinosuke Hara** - Former president and CEO of Seiko Instruments.

**Rufus William (Bill) Harp** - Television set decorator for series including "L.A. Law" and "Moonlighting."

**Pat Hewlett** - CIO of Exxon Mobil.

**Walter Hitesman** - Former president, Reader's Digest.

**Hubert Humphrey** - U.S. vice president (1965-69).

**W. Vernon Jones** - Senior Scientist for Suborbital Research, NASA headquarters.

**Catherine D. "Kitty" Kimball** - In 2009, was sworn in as first female to serve as chief justice of Louisiana's highest court.

**Delos "Kip" Knight** - Vice president of marketing and brand management for eBay international.

**Russell Long** - U.S. Senator from Louisiana (1948-87).

**Ray Marshall** - Secretary of Labor under President Jimmy Carter.

**James E. Maurin** - Founding partner and CEO of Stirling Properties, a national real estate services firm.

**Jake Lee Netterville** - Chairman of the board of Postlethwaite and Netterville, the largest Louisiana-based public accounting firm.

**Edwin Newman** - Longtime NBC News journalist and author.

**Carolyn Bennett Patterson** - Former senior editor, National Geographic.

**J. Howard Ramin** - Former CEO and Chairman of the Board, Texaco.

**Rex Reed** - Drama critic, syndicated columnist.

**Maj. Gen. Thomas Rhame** - Led 1st Infantry Division against Iraq during Persian Gulf War.

**Thomas O. Ryder** - Chairman of the Board, The Reader's Digest Association.

**Frances Seghers** - Senior VP of Sony Entertainment European Community Affairs, which includes Sony Music, Sony Pictures and Sony Playstation.

**Dolores Spikes** - Former President of the Southern University System and the University of Maryland-Eastern Shore.

**Ray Strother** - Author, political consultant.

**LSU's enrollment is more than 27,000 students, including more than 1,600 international students and nearly 5,000 graduate students.**



### Mike Papajohn

The starting centerfielder on LSU's inaugural College World Series team in 1986, Mike Papajohn today is a prominent actor in Hollywood. Papajohn was the only actor to star in four \$150 million movies in the same calendar year doing so in 2009. The LSU alumnus has appeared in blockbuster films: "Spiderman," "Terminator Salvation," "Transformers: Revenge of the Fallen" and "For the Love of the Game."

**David Suarez** - Architect and preservationist who restored the Washington Monument, the National Archives Building and Louisiana's Old State Capitol.

**Olympia Vernon** - Award-winning author and recipient of an American Academy of Arts and Letters Award for her debut novel, Eden.

**Rebecca Wells** - Author of the novel and film "Devine Secrets of the Ya-Ya Sisterhood."

**Joanne Woodward** - Academy Award-winning actress and wife of Paul Newman.



### Dr. James Andrews

A world-renowned orthopedic surgeon, Andrews is a 1963 graduate of LSU and a 1967 graduate of LSU Medical School. While at LSU, Andrews won the SEC indoor and outdoor titles in the pole vault.



### David Steiner

A 1982 LSU graduate, Steiner has served as the CEO of Waste Management since 2004. The Houston-based company is finding new ways to create energy and they are ranked among the top 200 companies in America by Fortune Magazine.



### Mary L. Landrieu

Landrieu became the first woman from Louisiana elected to a full term in the United States Senate in 1997.



### Harry J. Longwell

Longwell graduated from LSU in 1963 with a bachelor's degree in petroleum engineering and retired in 2004 as the Executive Vice President and Director of ExxonMobil.



### Eddie J. Jones

The former president of the NFL's Miami Dolphins franchise, the 37-year veteran of the NFL is currently a Trustee of the Bert Bell/Pete Rozelle Retirement and Disability Plan.



### Suzanne Perron

A 1991 LSU graduate, Suzanne Perron is a rising star in the design world having worked with top designers Vera Wang and Carolina Herrera. Perron has designed dresses for Hollywood stars Jennifer Lopez, Mariska Hargitay and Holly Hunter, among others.



### Marty Sixkiller

Senior Technical Director for PDI/ DreamWorks' movies "Antz," "Shrek," "Shrek 2," "Shrek the Third," "Madagascar" and "Over the Hedge."



# Mike THE TIGER

### Sneaux Day

On Dec. 11, 2008, a winter storm blanketed Baton Rouge that hadn't been seen in decades. The early white Christmas gave Mike VI, LSU's live Bengal/Siberian tiger, a chance to relax and play in nearly two inches of accumulation.

## History of Mike

Few mascots in the country are as admired as Mike the Tiger. LSU's live Bengal mascot serves as the graphic image of all LSU athletic teams. The school has had six mascots, with the most recent, Mike VI, taking over the reign prior to the 2007 national championship football season. LSU veterinarian Dr. David Baker began the search for the young tiger after his predecessor, Mike V, died in May 2007 of renal failure at the age of 17. The six-year-old Bengal/Siberian mix, formerly known as "Roscoe," was donated to LSU by Great Cats of Idaville in Idaville, Ind., a nonprofit sanctuary and rescue facility for big cats and other large carnivores.

Mike's ride through Tiger Stadium before home games in a travel trailer topped by the LSU cheerleaders is a school tradition. Before entering the stadium, his trailer on wheels is parked next to the opponent's locker room in the southeast end of the stadium. Opposing players must make their way past Mike's trailer to reach their locker room.

Tradition dictates that the Tigers will score a touchdown for every growl issued by Mike before a football game. For many years, Mike was prompted to roar by pounding on the cage. Objections of cruel punishment brought about the use of recorded growls to play to the crowd before the games. That practice was discontinued shortly afterward and today Mike




**Trainer and namesake Mike Chambers with Mike I housed in City Park Zoo.**

participates in the pregame tradition without provocation.

In the mid-1980's, pranksters cut the locks on Mike IV's cage and freed him in the early-morning hours just days before the annual LSU-Tulane clash. Mike roamed free, playfully knocking down several small pine trees in the area, before being trapped in the Bernie Moore Track Stadium where police used tranquilizer guns to capture and return the Bengal Tiger to his home.

The incident was reminiscent of a kidnapping of Mike I many years ago by Tulane students before a Tiger-Green Wave battle.



2007-present

## Mike VI

Mike VI arrived in Baton Rouge on Aug. 25, 2007, thanks to the donation by Great Cats of Idaville, Ind. He was officially designated as the successor to Mike V on Sept. 8, when LSU played host to Virginia Tech. Six days later, on Sept. 14, 2007, a ceremony was held to honor Mike V and dedicate the habitat to Mike VI. The six-year-old Bengal/Siberian mix, formerly known as "Roscoe," reigned over a football national title in his first year.



GO ONLINE: [mikethetiger.com](http://mikethetiger.com)





## 2011-12 CHEERLEADERS

**Top Row (l-r):**

Kip Carter, Logan Raborn, Anthony Alexander, Neil Jarrett, Jordan Thibodaux, Van Galjour, Pat Sutton, Alex Engelhardt.

**Second Row (l-r):**

Shelby Brennan, Brittany Day, Sadie Landrieu, Chelsea Hebert, Parker Wade, Kelsey Collins, Rachael Brousse, Hannah King.

**Third Row (l-r):**

Blayr Carbo, Katherine Smith, Lauren Hollingsworth, Margaret Pocase, Kelly Hackenbracht.

**Fourth Row (l-r):**

Chico Garcia (Coach), Kate Stone(Coach), Brandon Borkat, Eric Campos, Michael Vinsanau, Austin Bouzigard, Brock Moses, Chris Annis, Tiger Asante Hooker, Pauline Zernott(Coordinator/Coach).

**Bottom Row (l-r):**

Paige Pennington, Jordan Ezell, Amber Batiste, Anthony O'Neal, Courtney Begnaud, Steven Lemoine, Josh Vairin, Julie Rapp, Eric Vincent, Taylor Machen, Cody Meyer, Skyler Bouillion.

**Not Pictured:** Coleby Slade




## 2011-12 TIGER GIRLS

**Front Row (l-r):** Bethany Hebert, Jacie Scott, Hayley Kropog, Katie Morton, Katherine Frederickson

**Second Row (l-r):** Jasmine Olivier, Jade Prejean, Jenae Dykes, Jennifer White

**Third Row (l-r):** Sadie Newell, Megan Bundy, Michelle Douglas, Alexis Lawson, Lauren Cook

**Top Row (l-r):** Brandi Tucker, Erica Wilkins, Erika Liew, Emily Kelty, Emily Chauvin



# 4 Chris Bass

GUARD • 6-1 • 190 • SENIOR • 3L  
BATON ROUGE, LA. • LEE ACADEMY PREP

### TOP CAREER PERFORMANCES

**Points**  
7, twice

**Rebounds**  
7, twice

**Field Goals Made**  
3, three times

**3 PT FG Made**  
2, twice

**Free Throws Made**  
3, vs. Utah, 1/2/10

**Assists**  
8, at Rice, 12/29/10

**Blocks**  
2, vs. Utah, 1/2/10

### Steals

5, vs. Northwestern State,  
11/12/10

### Minutes Played

36, vs. Northwestern State,  
12/12/09

### TOP CAREER SCORING GAMES

- 7 - vs. Connecticut, 11/25/09
- 7 - vs. ULM, 11/13/09
- 6 - vs. Central Michigan, 12/11/10
- 6 - at Florida, 1/16/10
- 6 - vs. SE Louisiana, 12/14/09
- 6 - vs. Grambling, 12/13/08
- 5 - at Georgia, 3/2/11
- 5 - vs. Kentucky, 2/6/10
- 5 - vs. Louisiana Lafayette, 12/1/09
- 5 - vs. Alabama, 2/8/09



### CHRIS BASS' CAREER STATS

YEAR	GP-GS	MIN/AVG	FG-FGA	PCT.	3FG-FGA	PCT.	FT-FTA	PCT.	REB.-AVG	PF-FO	AST	TO	BLK	STL	PTS-AVG.
08-09	28-0	276/9.9	7-26	.269	4-14	.286	5-14	.357	31-1.1	21-0	43	14	1	5	23-0.8
09-10	31-19	744/24.0	28-84	.333	6-33	.182	8-19	.421	73-2.4	51-3	97	38	5	24	70-2.3
10-11	32-2	525/16.4	23-73	.315	1-10	.100	10-20	.500	64-2.0	28-0	78	43	2	19	57-1.8
<b>TOTALS</b>	<b>91-21</b>	<b>1545/17.0</b>	<b>58-183</b>	<b>.317</b>	<b>11-57</b>	<b>.193</b>	<b>23-53</b>	<b>.434</b>	<b>168-1.8</b>	<b>100-3</b>	<b>218</b>	<b>95</b>	<b>8</b>	<b>48</b>	<b>150-1.6</b>



**JUNIOR SEASON (2010-11)**

Played in every game (32) for the second straight year ... Started two games, 21 in his career ... Averaged 16.4 minutes a contest, scoring 1.8 points per game and 2.0 rebounds ... For the third year, had a positive assist-to-turnover ratio of 78 assists to 43 turnovers ... Became the 28th player in LSU history to have 200 career assists and now has 218 assists to 95 turnovers (2.3 assist-to-turnover ratio) ... Bass hit two free throws in the waning seconds to ice the win over Central Michigan with a season high six points ... Career high of eight assists at Rice (12/29), first player to have 8 or more in a game since 2009 ... Six career games of six assists or more.

**SOPHOMORE SEASON (2009-10)**

Played in all 31 games, starting 19 ... Averaged 2.3 points per game, 2.4 rebounds and 3.1 assists per game ... Had one of the best assist-to-turnover ratios in the league at 2.5 ... Highs of seven points against Louisiana-Monroe (11/13) and Connecticut (11/25) ... Had career best seven rebounds twice - against Northwestern State (12/12) and Kentucky (2/6) ... Had six assists three times in-season ... Against Mississippi State (2/10) he had six assists with no turnovers in 28 minutes.

**FRESHMAN SEASON (2008-09)**

Appeared in 28 games, primarily as the back-up point guard for the Tigers, averaging 0.8 points, 1.1

rebounds and 1.4 assists per game ... Had season-best six points vs. Grambling (12/13) in a 20 minutes stint in which he hit two three-pointers and had season best of five rebounds ... Had four points and six assists in 21 minute effort against Northwestern State (11/23) ... Had five assists and no turnovers off the bench in 26 minutes in win at Arkansas (2/18), replacing injured Bo Spencer ... Had 43 assists and just 14 turnovers during the season.

**PRIOR TO LSU**

Played four years as point guard for Carl Parker at Lee Academy ... Team was 25-8 in 2008 with Bass averaging 16.9 points per game and seven assists ... Finished his career with more than 1,000 career points ... Team won 20 games every year he was at Lee and average in double figures all four years.

**PERSONAL**

Right handed ... Born on July 22, 1988, in Baton Rouge ... Parents are Charles Joseph and Estelle Bass ... Older brother, Brandon Bass, was the SEC Freshman of the Year in 2004 and the SEC Player of the Year in 2005 ... Drafted in the second round of the 2005 NBA draft by the New Orleans Hornets and now plays for the Orlando Magic ... One sister, Dashia ... Major is general studies ... Chose LSU because he was "always a fan and dreamed of playing (at LSU) ... Favorite NBA team is Houston and favorite player, other than his brother, is Chris Paul of the New Orleans Hornets.



**BASS' GAME-BY-GAME STATISTICS**

**2010-11**

OPPONENT	MIN	FG	3FG	FT	REB	PF/D	A	TO	BLK	STL	PTS
Northwestern State	18	1-1	0-0	2-4	2	2-0	2	5	0	5	4
Nicholls	10	0-0	0-0	0-2	2	0-0	0	1	0	0	0
Tennessee-Martin	16	2-3	0-0	0-0	3	3-0	5	0	0	0	4
Memphis (Tupelo)	17	0-1	0-0	0-0	2	0-0	4	1	1	0	0
Centenary	16	1-2	0-0	1-3	5	1-0	1	1	0	0	3
At South Alabama	12	0-0	0-0	1-4	2	2-0	0	0	0	0	1
Houston	20	1-1	0-0	0-0	1	1-0	4	1	0	0	2
Central Michigan	17	2-5	0-0	2-2	4	0-0	4	3	0	1	6
Coastal Carolina	14	2-2	0-0	0-0	0	2-0	1	1	0	0	4
McNeese State	11	0-1	0-0	0-0	3	0-0	2	1	0	0	0
Wichita St. (Bossier)	20	1-3	0-0	0-0	0	0-0	2	1	0	2	2
North Texas	21	0-2	0-0	0-0	2	1-0	4	2	0	1	0
Southern	15	0-1	0-0	0-0	2	0-0	2	3	0	1	0
At Rice	24	1-2	1-1	0-0	1	0-0	8	1	0	2	3
At Virginia	22	1-5	0-2	0-0	3	2-0	2	2	0	0	2
At Auburn	22	1-3	0-0	1-1	3	1-0	4	4	0	0	3
Arkansas	18	0-3	0-0	2-2	2	2-0	2	0	0	0	2
At Kentucky	29	0-3	0-0	0-0	5	1-0	4	3	0	0	0
Ole Miss	16	0-3	0-1	0-0	1	2-0	2	2	0	0	0
At Tennessee	19	0-1	0-1	0-0	4	0-0	2	1	0	0	0
At Alabama	15	0-2	0-2	0-0	0	0-0	2	3	0	0	0
South Carolina	15	0-1	0-0	0-0	2	1-0	0	0	0	1	0
Mississippi State	14	2-4	0-0	0-0	2	1-0	1	0	0	1	4
At Ole Miss	6	0-1	0-0	0-0	0	0-0	2	1	0	0	0
At Arkansas	9	0-2	0-0	0-0	1	1-0	2	1	0	0	0
Alabama	16	1-4	0-0	0-0	3	0-0	2	1	0	0	2
Florida	6	0-0	0-0	0-0	1	0-0	0	1	0	0	0
At Miss. State	14	2-3	0-0	0-0	1	2-0	2	0	1	1	4
Vanderbilt	17	0-1	0-0	0-0	2	1-0	6	2	0	2	6
At Georgia	13	2-4	0-2	1-2	0	0-0	1	0	0	0	5
Auburn	24	1-4	0-1	0-0	2	1-0	4	1	0	2	2
Vandy (SEC Tourn.)	19	2-5	0-0	0-0	3	1-0	1	1	0	0	4
<b>TOTALS</b>	<b>525</b>	<b>23-73</b>	<b>1-10</b>	<b>10-20</b>	<b>64</b>	<b>28-0</b>	<b>78</b>	<b>43</b>	<b>2</b>	<b>19</b>	<b>57</b>

**2009-10**

OPPONENT	MIN	FG	3FG	FT	REB	PF/D	A	TO	BLK	STL	PTS
ULM	31	3-5	0-1	1-2	4	0-0	5	2	0	4	7
Indiana State	23	0-2	0-1	2-2	3	1-0	2	0	0	0	2
Western Kentucky	16	0-1	0-1	1-3	1	0-0	1	0	0	0	1
Vs. Connecticut	30	3-5	1-2	0-0	2	2-0	3	0	0	0	7
Vs. Arizona State	39	0-3	0-3	0-0	4	2-0	6	2	0	0	0
Louisiana-Lafayette	23	2-4	1-2	0-2	2	5-1	4	0	0	0	5
Northwestern State	36	2-3	0-0	0-0	7	1-0	5	4	1	3	4
Southeastern	33	2-5	2-3	0-0	1	1-0	4	2	0	0	6
Nicholls State	33	1-3	0-1	0-0	1	1-0	5	2	1	0	2
Rice	23	0-1	0-1	1-2	0	2-0	4	1	0	0	1
Vs. Washington State	30	0-2	0-0	1-4	4	3-0	3	0	1	3	1

At Xavier	14	0-0	0-0	0-0	2	1-0	1	0	0	1	0
Utah	21	1-2	0-0	0-0	01	4	0-0	2	3	2	0
McNeese State	23	1-2	0-1	0-0	5	3-0	6	3	0	1	2
Alabama	36	1-4	1-3	0-0	1	1-0	4	0	0	1	3
At South Carolina	34	1-1	0-0	1-1	1	5-1	2	5	0	0	3
At Florida	28	3-5	0-2	0-0	1	1-0	3	1	0	1	6
Auburn	14	0-1	0-1	0-0	1	5-1	2	0	0	1	0
Ole Miss	22	1-3	0-1	0-0	3	2-0	3	1	0	0	2
At Alabama	33	0-2	0-1	0-0	2	1-0	1	2	0	1	0
At Mississippi State	9	0-0	0-0	0-0	1	0-0	1	0	0	0	0
Tennessee	4	0-0	0-0	0-0	0	0-0	0	0	0	0	0
Kentucky	31	2-6	0-1	1-2	7	2-0	4	0	0	1	5
At Arkansas	16	2-3	1-1	0-0	0	3-0	2	2	0	1	5
At Vanderbilt	35	1-7	0-2	0-0	3	2-0	5	3	0	1	2
Mississippi State	28	1-2	0-1	0-0	3	-0	6	0	0	1	2
Arkansas	18	0-2	0-1	0-0	3	1-0	4	3	0	3	0
At Auburn	18	0-3	0-1	0-0	1	1-0	1	0	0	1	0
At Ole Miss	12	1-1	0-0	0-0	1	3-0	2	1	0	0	2
Georgia	11	0-3	0-1	0-0	1	0-0	1	0	0	0	0
Vs. Tenn. (SECT)	21	0-3	0-1	0-0	4	2-0	5	1	0	0	0
<b>TOTALS</b>	<b>744</b>	<b>28-84</b>	<b>6-33</b>	<b>8-19</b>	<b>73</b>	<b>51-3</b>	<b>97</b>	<b>38</b>	<b>5</b>	<b>24</b>	<b>70</b>

**2008-09**

OPPONENT	MIN	FG	3FG	FT	REB	PF/D	A	TO	BLK	STL	PTS
Jackson State	6	0-1	0-0	0-0	0	1-0	1	0	0	1	0
Alcorn State	22	0-2	0-0	0-0	2	1-0	4	1	0	0	0
Northwestern State	21	2-3	0-1	0-2	4	3-0	6	3	0	0	4
Centenary	15	0-1	00-1	0-0	1	1-0	3	1	0	0	0
Troy	7	0-0	0-0	1-2	2	1-0	1	0	0	0	1
Cal St. Fullerton	4	0-0	0-0	0-0	1	0-0	1	0	0	0	0
Grambling State	20	2-3	2-2	0-0	5	1-0	2	1	0	0	6
McNeese State	17	1-2	1-2	0-0	2	2-0	1	1	0	0	3
Washington State	8	0-0	0-0	0-0	0	1-0	0	0	0	1	0
UL-Lafayette	11	0-1	0-0	0-0	2	1-0	0	0	0	0	0
Southeastern	8	0-2	0-1	1-2	0	0-0	0	1	0	0	1
At Utah	10	0-1	0-0	3-4	1	0-0	2	0	0	0	3
At Alabama	1	0-0	0-0	0-0	0	0-0	0	0	0	0	0
South Carolina	12	0-2	0-1	0-0	1	1-0	0	0	1	1	0
At Ole Miss	5	0-1	0-1	0-0	0	0-0	1	0	0	0	0
Mississippi State	6	0-0	0-0	0-0	0	1-0	1	0	0	0	0
Arkansas	5	0-1	0-1	0-0	1	0-0	2	2	0	1	0
At Georgia	10	0-1	0-0	0-0	0	0-0	3	0	0	1	0
Alabama	17	2-2	1-1	0-0	3	2-0	1	1	0	0	5
At Miss. State	9	0-0	0-0	0-3	2	0-0	2	1	0	0	0
Ole Miss	8	0-0	0-0	0-0	1	1-0	2	1	0	0	0
At Arkansas	26	0-3	0-3	0-1	2	2-0	5	0	0	0	0
Auburn	2	0-0	0-0	0-0	0	0-0	0	0	0	0	0
Vanderbilt	6	0-0	0-0	0-0	0	0-0	0	0	0	0	0
<b>TOTALS</b>	<b>276</b>	<b>7-26</b>	<b>4-14</b>	<b>5-14</b>	<b>31</b>	<b>21-0</b>	<b>43</b>	<b>14</b>	<b>1</b>	<b>5</b>	<b>23</b>



# 14 Jalen Courtney

FORWARD • 6-8 • 228 • SOPHOMORE • 1L  
 JACKSON, MISS. • PROVINE HS

### TOP CAREER PERFORMANCES

#### Points

3, twice

#### Rebounds

3, vs. Centenary, 11/24/10

#### Field Goals Made

1, five times

#### 3 PT FG Made

1, twice

#### Free Throws Made

2, vs. Centenary, 11/24/10

#### Blocks

1, at Tennessee, 1/26/11

#### Minutes Played

12, vs. Centenary, 11/24/10

### TOP CAREER SCORING GAMES

1. 3 – vs. Ole Miss, 1/22/11

1. 3 – vs. North Texas, 12/22/10

3. 2 – at Tennessee, 1/26/11

3. 2 – vs. NW State, 11/12/10

3. 2 – vs. Centenary, 11/24/10

3. 2 – vs. Memphis, 11/21/10

7. 1 – vs. Southern, 12/27/10

7. 1 – vs. UT-Martin, 11/18/10



### JALEN COURTNEY'S CAREER STATS

YEAR	GP-GS	MIN/AVG	FG-FGA	PCT.	3FG-FGA	PCT.	FT-FTA	PCT.	REB.-AVG	PF-FO	AST	TO	BLK	STL	PTS-AVG.
10-11	15-0	72-4.8	5-12	.417	2-4	.500	4-6	.667	8-0.5	7-0	0	2	1	0	16-1.1
TOTALS	15-0	72-4.8	5-12	.417	2-4	.500	4-6	.667	8-0.5	7-0	0	2	1	0	16-1.1





**FRESHMAN SEASON (2010-11)**

First year at LSU was cut short by injury, but has the needed fundamentals to be a contributor and has a year in the LSU system that will help him as a sophomore ... Limited to just 15 games and 4.8 minutes per game ... Averaged 1.1 points and 0.5 rebounds ... Scored three points on two occasions – vs. North Texas (12/22) and Ole Miss (1/22) ... Played 12 minutes against Centenary (11/24) and 10 minutes against Ole Miss (1/22) ... High of three rebounds versus Centenary (11/24).

**PRIOR TO LSU**

Team was very successful in Class 5A, winning two state championships and reaching the final in his junior year when he averaged 15 points and nine rebounds for the No. 4 team in the state in the classification ... Averaged 16 points and 11 rebounds as a senior

for the Rams ... Had a high of 38 points and 20 rebounds in a game against Starkville High School ... Played for Coach Luther Riley ... Was the Mississippi State High School Athletic Association Scholar Athlete of the Year ... Named All-State, All-Metro and was a Mississippi McDonald’s All-American nominee.

**PERSONAL**

Nickname is “Bird” given to him by high school coach ... Born July 29, 1992 in Atlanta, Ga. ... Moved to Jackson in the eighth grade ... Mother is Verdonna Williams ... One younger brother (Skylen Williams) and one younger sister (Mya Courtney) ... Plans to major in biology ... Hobbies include listening to music ... Favorite NBA team is the Lakers and favorite NBA player is Carmelo Anthony ... Favorite non-basketball athlete is Muhammad Ali.

**COURTNEY’S GAME-BY-GAME STATISTICS**

**2010-11**

OPPONENT	MIN	FG	3FG	FT	REB	PF/D	A	TO	BLK	STL	PTS
Northwestern State	3	1-1	0-0	0-0	0	0-0	0	0	0	0	2
Tennessee-Martin	4	0-1	0-0	1-2	1	1-0	0	0	0	0	1
Memphis (Tupelo)	5	1-1	0-0	0-0	0	1-0	0	0	0	0	2
Centenary	12	0-1	0-1	2-2	3	1-0	0	0	0	0	2
At South Alabama	1	0-0	0-0	0-0	0	0-0	0	0	0	0	0
Coastal Carolina	1	0-0	0-0	0-0	0	0-0	0	0	0	0	0
Wichita St. (Bossier)	2	0-1	0-1	0-0	0	0-0	0	0	0	0	0
North Texas	4	1-2	1-1	0-0	1	0-0	0	0	0	0	3
Southern	5	0-0	0-0	1-2	1	0-0	0	0	0	0	1
At Rice	8	0-1	0-0	0-0	0	2-0	0	1	0	0	0
At Virginia	1	0-0	0-0	0-0	0	0-0	0	0	0	0	0
At Kentucky	8	0-1	0-0	0-0	2	0-0	0	1	0	0	0
Ole Miss	10	1-2	1-1	0-0	0	1-0	0	0	0	0	3
At Tennessee	4	1-1	0-0	0-0	0	0-0	0	0	1	0	2
At Alabama	4	0-0	0-0	0-0	0	1-0	0	0	0	0	0
<b>TOTALS</b>	<b>72</b>	<b>5-12</b>	<b>2-4</b>	<b>4-6</b>	<b>8</b>	<b>7-0</b>	<b>0</b>	<b>2</b>	<b>1</b>	<b>0</b>	<b>16</b>





## 55 Andrew Del Piero

**CENTER • 7-2 • 257 • JUNIOR • RS**  
**AUSTIN, TEXAS • WESTLAKE HS**

Earned a spot as a walk-on for the second straight year on the LSU team.

### **SOPHOMORE SEASON (2010-11)**

Walked-on to the team prior to the season and was able to practice with the team while redshirting from competition ... This will be his fourth year at LSU, but his junior year of eligibility coming up in 2011-12.

### **PRIOR TO JOINING TEAM**

Was a member of the Golden Band from Tigerland for two years as a member of the tuba section ... Played one year of high school basketball ... Was a Class 5A selection for the All-State band for two years while in high school.

### **PERSONAL**

Full name is Andrew Carl Del Piero ... Born on May 20, 1990 in Houston, Texas ... Parents are Paul and Debbie Del Piero ... Dad played basketball at Dartmouth College ... Two brothers - Will Del Piero (22), Logan Richardson (30) ... Major at LSU is music ... Favorite NBA team is the San Antonio Spurs and favorite player is Manu Ginobili ... Favorite athlete outside basketball is Lance Armstrong ... Favorite singer is Jim Morrison.







# 41 Justin Hamilton

CENTER • 7-0 • 260 • JUNIOR • TR  
ALPINE, UTAH • LONE PEAK/IOWA STATE



### REDSHIRT (JUNIOR SEASON (2010-11))

Transferred to LSU after two seasons at Iowa State ... Sat out last season, but was able to practice with the team ... This will be the first of his two seasons of eligibility at LSU.

### AT IOWA STATE (2008-10)

Started 31 games at center in 2010, leading the team in field goal percentage at 61.7 percent (74-120 FG) ... Averaged 6.4 points, 5.4 rebounds

and 1.1 blocks ... His season field goal percentage was the fourth-best single season in Iowa State history ... Led the Big 12 (conference games only) in offensive rebounds (3.7 a game) ... Averaged 8.2 rebounds in his last 12 games ... Was second on the team in blocks (33) ... Averaged 7.3 rebounds in conference games ... Scored in double figures eight times and had four double figure rebound games ... Had two double-doubles ... As a freshman in 2009, averaged 4.2 points and 2.9 rebounds, starting 18 games and playing in 32 contests ... Shot 57 percent from the field (57-100) ... 17 blocks.

### PRIOR TO COLLEGE

Helped lead Lone Peak High School to a 23-2 record and the Class 5A state title his senior year ... His prep team was ranked in the top 25 nationally, earning a ranking of No. 22 ... Averaged 10.1 points, 6.9 rebounds and 3.2 blocks per game while earning first-team all-state honors in Class 5A from the Desert Morning News ... Scored 10 points, had six rebounds and blocked a school-record 10 shots in the state championship game win over Bingham ... Voted as the state of Utah's most improved player in 2007-08.

### PERSONAL

Born April 1, 1990 in Newport Beach, Calif. ... Son of Larry and Tami Hamilton ... Father was a two-sport star at Brigham Young in football and wrestling ... He was a starter at defensive tackle on BYU's 1984 national championship team ... Mother was a two-time all-conference volleyball player at BYU ... She holds the NCAA record for most assists in a single-season with 2,026 in 1986 ... Justin was a former Eagle Scout ... Enjoys fishing and golfing ... Favorite foods are steak, crab and shrimp ... Favorite NBA team is the Los Angeles Lakers and his favorite player, Kobe Bryant ... Also enjoys skate boarding and snowboarding ... Major is communication studies.





# 1 Anthony Hickey

**GUARD • 5-11 • 182 • FRESHMAN • HS  
HOPKINSVILLE, KY. • CHRISTIAN COUNTY HS**

### PRIOR TO LSU


Named Mr. Basketball in the state of Kentucky ... All-State selection ... Played both basketball and football at Christian County ... Basketball coach is Kerry Stovall ... Team won the basketball 5A championship in a 65-63 win over Rowan City ... In the game Hickey had 17 points and 12 assists, including the game-winning pass ... For the playoffs, Hickey averaged 22.5 points per game, 7.3 rebounds and 4.8 assists ... For his career scored over 1,300 points, 415 assists and 341 steals ... In his senior season, averaged 18.5 points per game, 4.7 rebounds and 8.3 assists ... Quarterbacked his high school team to the state championship football game and that same night put on his basketball uniform and played in a game some 140 miles away ... Played in the Indiana-Kentucky all-star games, scoring 19 points with eight assists and one turnover in the first game and six points, six rebounds and six assists in game two.

### PERSONAL

Born on Nov. 22, 1992 ... Parents are Monica Moore and Anthony Hickey, Sr. ... Two sisters, Coursheka Jessup and Makayla Brown ... Anticipated major is computer science ... Listed things that influenced him to come to LSU were "the environment ... love campus ... fans crazy about sports." ... Favorite food is pasta ... Favorite NBA team is the Miami Heat and favorite player, Derrick Rose ... Favorite singer is Lil Wayne.







## 32 John Isaac

GUARD • 6-3 • 208 • FRESHMAN • HS  
LEESVILLE, LA. • PICKERING HS

### PRIOR TO LSU

Participated in basketball, football, track at Pickering ... High school basketball coach was Eddie Thomas ... Team won two district championships ... Missed junior season with ACL injury ... As a sophomore averaged a double double with 18.5 points and 11.5 rebounds. He shot 59 percent from the field and averaged 8.6 assists and 1.8 steals ... As a senior averaged 22 points, 11 rebounds and eight assists and was named the District 4-2A Most Valuable Player, helping Pickering to the No. 4 seed for the playoffs, where they advanced to the state quarterfinals ... Other than his junior season, he was a starter on the Pickering varsity since the seventh grade ... Two-time Vernon Parish Player of the Year and an LSWA All-State selection.

### PERSONAL

Born on Feb. 22, 1992 ... Full name is John Baker Isaac, Jr. ... Mother is Deliah Fay Isaac ... One sister, Nee Nee Woods ... He was influenced to come to LSU "because it is in Louisiana and Louisiana is my home." ... Favorite food is Gumbo and favorite NBA team is the Los Angeles Lakers ... Favorite NBA Player is the Lakers' Kobe Bryant ... Favorite artist is Lil Wayne.





# 13 Eddie Ludwig

FORWARD • 6-9 • 210 • JUNIOR • 2L  
 METAIRIE, LA. • METAIRIE PARK COUNTRY DAY

### TOP CAREER PERFORMANCES

**Points**  
 12, at Tennessee, 1/26/11

**Rebounds**  
 8, twice

**Field Goals Made**  
 4, twice

**3 PT FG Made**  
 1, twice

**Free Throws Made**  
 5, twice

**Assists**  
 5, at Arkansas, 2/10/10

### Blocks

1, four times

### Steals

4, vs. Georgia, 3/6/10

### Minutes Played

32, vs. Memphis, 11/21/10

### TOP CAREER SCORING GAMES

- 12 - at Tennessee, 1/26/11
- 10 - vs. Vanderbilt (SECT), 3/10/11
- 9 - at Ole Miss, 3/4/10
- 9 - vs. Rice, 12/19/08
- 8 - vs. Memphis, 11/21/10
- 8 - vs. Tennessee (SECT), 3/11/10
- 7 - vs. Auburn, 3/5/11
- 7 - at Kentucky, 1/15/11
- 6 - three times



### EDDIE LUDWIG'S CAREER STATS

YEAR	GP-GS	MIN/AVG	FG-FGA	PCT.	3FG-FGA	PCT.	FT-FTA	PCT.	REB-AVG	PF-FO	AST	TO	BLK	STL	PTS-AVG.
09-10	30-1	383/12.8	22-64	.344	0-8	.000	26-30	.867	74-2.5	47-0	19	19	3	14	70-2.3
10-11	32-6	496/15.5	34-77	.442	2-7	.286	50-66	.758	100-3.1	59-2	21	31	2	22	120-3.8
<b>TOTALS</b>	<b>62-7</b>	<b>879/14.2</b>	<b>56-141</b>	<b>.397</b>	<b>2-15</b>	<b>.133</b>	<b>76-96</b>	<b>.792</b>	<b>174-2.8</b>	<b>106-2</b>	<b>40</b>	<b>50</b>	<b>5</b>	<b>36</b>	<b>190-3.1</b>



**2011 SEC Academic Honor Roll**

**SOPHOMORE SEASON (2010-11)**

Played in all 32 games, starting six ... Has now played in 61-of-62 games his first two seasons ... Averaged 3.8 points per game, 2.8 rebounds and 15.5 minutes per game ... Recorded his first two college double figure scoring games - 12 at Tennessee (1/26), hitting four field goals; and, in the SEC Tournament (3/10) against Vanderbilt, hitting four field goals in a 10-point effort ... Twice had eight rebounds - at Tupelo against Memphis (11/21) and in the SEC tournament game vs. Vanderbilt (3/10) ... Field goal percentage up from 34 percent to 44.2 percent (34-77) ... Made 76 percent of his free throws (50-66).

**FRESHMAN SEASON (2009-10)**


Played in 30 games, starting one during his first year at LSU ... Scored season-best of nine points versus Rice (12/19) and at Ole Miss (3/4) ... Had eight points in the SEC Tournament game against Tennessee (3/11) ... Had three games of six rebounds each ... Had five assists in the game at Arkansas (2/10) ... Averaged 2.3 points and 2.5 rebounds in 12.8 minutes of playing time ... Scored in 18 games during the course of the season ... Played 31 minutes in the SEC Tournament game with Tennessee ... Averaged 6.3 points, 4.6 rebounds and made 7-of-12 field goals over last three games, while playing 80 minutes.

**PRIOR TO LSU**

Played both basketball and football at Metairie Park Country Day for coaches Mike McGuire and Johnny Mullens ... Basketball team won the Class 1A State Championship in 2009 ... Ludwig named Class 1A Player of the Year by the Louisiana Sports Writers Association as a junior and senior ... Averaged 19.8 points, 13 rebounds and 4.2 assists per game as a senior ... As a junior averaged 23.2 points, 14 rebounds and three blocks ... Team advanced to the state championship game in the class three straight years ... Had 19 points and 15 rebounds in the championship game ... Scored 2,530 career points to rank as MPCD's all-time leading scorer.

**PERSONAL**

Born on September 11, 1990 in Metairie ... Parents are Trip and Lisa Ludwig ... One sister, Caroline, who attends LSU ... Mother, Lisa, is an LSU graduate ... Hobbies include watching TV ... Favorite food is cinnamon rolls ... Obviously, the New Orleans Hornets and star player Chris Paul are his NBA favorites ... His favorite athlete outside the sport of basketball - New Orleans natives Peyton and Eli Manning ... Majoring in business management.




**LUDWIG'S GAME-BY-GAME STATISTICS**

**2010-11**

OPPONENT	MIN	FG	3FG	FT	REB	PF/D	A	TO	BLK	STL	PTS
Northwestern State	18	1-1	0-0	2-4	2	2-0	2	5	0	5	4
Nicholls	10	0-0	0-0	0-2	2	0-0	0	1	0	0	0
Tennessee-Martin	16	2-3	0-0	0-0	3	3-0	5	0	0	0	4
Memphis (Tupelo)	17	0-1	0-0	0-0	2	0-0	4	1	1	0	0
Centenary	16	1-2	0-0	1-3	5	1-0	1	1	0	0	3
At South Alabama	12	0-0	0-0	1-4	2	2-0	0	0	0	0	1
Houston	20	1-1	0-0	0-0	1	1-0	4	1	0	0	2
Central Michigan	17	2-5	0-0	2-2	4	0-0	4	3	0	1	6
Coastal Carolina	14	2-2	0-0	0-0	0	2-0	1	1	0	0	4
McNeese State	11	0-1	0-0	0-0	3	0-0	2	1	0	0	0
Wichita St. (Bossier)	20	1-3	0-0	0-0	0	0-0	2	1	0	2	2
North Texas	21	0-2	0-0	0-0	2	1-0	4	2	0	1	0
Southern	15	0-1	0-0	0-0	2	0-0	2	3	0	1	0
At Rice	24	1-2	1-1	0-0	1	0-0	8	1	0	2	3
At Virginia	22	1-5	0-2	0-0	3	2-0	2	2	0	0	2
At Auburn	22	1-3	0-0	1-1	3	1-0	4	4	0	0	3
Arkansas	18	0-3	0-0	2-2	2	2-0	2	0	0	0	2
At Kentucky	29	0-3	0-0	0-0	5	1-0	4	3	0	0	0
Ole Miss	16	0-3	0-1	0-0	1	2-0	2	2	0	0	0
At Tennessee	19	0-1	0-1	0-0	4	0-0	2	1	0	0	0
At Alabama	15	0-2	0-2	0-0	0	0-0	2	3	0	0	0
South Carolina	15	0-1	0-0	0-0	2	1-0	0	0	0	1	0
Mississippi State	14	2-4	0-0	0-0	2	1-0	1	0	0	1	4
At Ole Miss	6	0-1	0-0	0-0	0	0-0	2	1	0	0	0
At Arkansas	9	0-2	0-0	0-0	1	1-0	2	1	0	0	0
Alabama	16	1-4	0-0	0-0	3	0-0	2	1	0	0	2
Florida	6	0-0	0-0	0-0	1	0-0	0	1	0	0	0
At Miss. State	14	2-3	0-0	0-0	1	2-0	2	0	1	1	4
Vanderbilt	17	0-1	0-0	0-0	2	1-0	6	2	0	2	6
At Georgia	13	2-4	0-2	1-2	0	0-0	1	0	0	0	5
Auburn	24	1-4	0-1	0-0	2	1-0	4	1	0	2	2
Vandy (SEC Tour.)	19	2-5	0-0	0-0	3	1-0	1	1	0	0	4
<b>TOTALS</b>	<b>525</b>	<b>23-73</b>	<b>1-10</b>	<b>10-20</b>	<b>64</b>	<b>28-0</b>	<b>78</b>	<b>43</b>	<b>2</b>	<b>19</b>	<b>57</b>

**2009-10**

OPPONENT	MIN	FG	3FG	FT	REB	PF/D	A	TO	BLK	STL	PTS
ULM	31	3-5	0-1	1-2	4	0-0	5	2	0	4	7
Indiana State	23	0-2	0-1	2-2	3	1-0	2	0	0	0	2
Western Kentucky	16	0-1	0-1	1-3	1	0-0	1	0	0	0	1
Vs. Connecticut	30	3-5	1-2	0-0	2	2-0	3	0	0	0	7
Vs. Arizona State	39	0-3	0-3	0-0	4	2-0	6	2	0	0	0
Louisiana-Lafayette	23	2-4	1-2	0-2	2	5-1	4	0	0	0	5
Northwestern State	36	2-3	0-0	0-0	7	1-0	5	4	1	3	4
Southeastern	33	2-5	2-3	0-0	1	1-0	4	2	0	0	6
Nicholls State	33	1-3	0-1	0-0	1	1-0	5	2	1	0	2
Rice	23	0-1	0-1	1-2	0	2-0	4	1	0	0	1
Vs. Washington State	30	0-2	0-0	1-4	4	3-0	3	0	1	3	1
At Xavier	14	0-0	0-0	0-0	2	1-0	1	0	0	1	0
Utah	21	1-2	0-0	0-1	4	0-0	2	3	2	0	2
McNeese State	23	1-2	0-1	0-0	5	3-0	6	3	0	1	2
Alabama	36	1-4	1-3	0-0	1	1-0	4	0	0	1	3
At South Carolina	34	1-1	0-0	1-1	1	5-1	2	5	0	0	3
At Florida	28	3-5	0-2	0-0	1	1-0	3	1	0	1	6
Auburn	14	0-1	0-1	0-0	1	5-1	2	0	0	1	0
Ole Miss	22	1-3	0-1	0-0	3	2-0	3	1	0	0	2
At Alabama	33	0-2	0-1	0-0	2	1-0	1	2	0	1	0
At Mississippi State	9	0-0	0-0	0-0	1	0-0	1	0	0	0	0
Tennessee	4	0-0	0-0	0-0	0	0-0	0	0	0	0	0
Kentucky	31	2-6	0-1	1-2	7	2-0	4	0	0	1	5
At Arkansas	16	2-3	1-1	0-0	0	3-0	2	2	0	1	5
At Vanderbilt	35	1-7	0-2	0-0	3	2-0	5	3	0	1	2
Mississippi State	28	1-2	0-1	0-0	3	-0	6	0	0	1	2
Arkansas	18	0-2	0-1	0-0	3	1-0	4	3	0	3	0
At Auburn	18	0-3	0-1	0-0	1	1-0	1	0	0	1	0
At Ole Miss	12	1-1	0-0	0-0	1	3-0	2	1	0	0	2
Georgia	11	0-3	0-1	0-0	1	0-0	1	0	0	0	0
Vs. Tenn. (SECT)	21	0-3	0-1	0-0	4	2-0	5	1	0	0	0
<b>TOTALS</b>	<b>744</b>	<b>28-84</b>	<b>6-33</b>	<b>8-19</b>	<b>73</b>	<b>51-3</b>	<b>97</b>	<b>38</b>	<b>5</b>	<b>24</b>	<b>70</b>



## 12 Ronald Martin

GUARD • 6-1 • 182 • FRESHMAN • HS  
WHITE CASTLE, LA. • WHITE CASTLE HS

Expected to join the team as a walk-on at the conclusion of the LSU football season.

### PRIOR TO LSU

A three-star football recruit on Rivals.com and Scout.com ... A well-rounded athlete that has participated in four sports since his freshman year of high school – football, basketball, baseball and track ... Earned first-team All-State honors in football and basketball ... Played quarterback and safety at White Castle and led his team to the Class 1A state title as a senior ... Threw for over 1,400 yards and rushed for more than 1,100 yards and 25 total touchdowns on offense his senior year ... Tallied nine interceptions to go along with 15 pass break-ups on defense .. Member of the 2010 LSWA Class 1A All-State football team ... Averaged 21 points in basketball ... White Castle also won the state championship in 1A basketball, scoring 25 points in the 66-65 win over Southern Lab in the championship game ... Martin was named the MVP of the classification and also earned LSWA All-State honors ... An all-district performer in baseball as a pitcher and outfielder ... Anchored both sprint relays and ran the 400 meters ... Posted 44 feet in the triple jump and 23 feet in the long jump in track.

### PERSONAL

Full name is Ronald Jermaine Martin, Jr. ... Parents are Lola Wesley and Ron Martin, Sr. ... Born Feb. 26, 1993 in Plaquemine, La. ... Has two siblings: A'shante and Jalon.





# 2 Johnny O'Bryant III

**FORWARD • 6-9 • 262 • FRESHMAN • HS CLEVELAND, MISS. • EAST SIDE HIGH**

### PRIOR TO LSU

Named McDonald's All-American and Parade Magazine All-American after a stellar senior season that earned him post-season all-star appearances in the nationally-televised McDonald's and Jordan Brands Classic All-Star games ... Played for Coach Leroy Cotton at East Side ... Averaged 21 points, 16 rebounds, three assists and five blocks in his senior season and 17 points and 13 rebounds for his career ... O'Bryant scored 10 points in the Jordan game in Charlotte, N.C., playing 18 minutes, making 5-of-9 field goal attempts ... He grabbed four rebounds and had one assist and one block ... In the McDonald's game in Chicago, O'Bryant scored nine points with seven rebounds, two assists and three steals in 18 minutes of play with no turnovers ... O'Bryant was named the third-team center on the 2011 USA Today All-USA Boys' Basketball Team.

### PERSONAL

Full name is Johnny Lee O'Bryant III .... Born on June 1, 1993 ... Parents are Angela Moore and Johnny O'Bryant, Jr. ... Two older siblings - Lashandra Walker and Quadray Walker ... Anticipated Major at LSU is business management ... Said "the school pride, and my friends Andre Stringer and Jalen Courtney" influenced him in his decision to come to LSU ... One of his hobby is playing video games ... Favorite food is chicken alfredo ... Favorite NBA team is the Los Angeles Lakers and favorite NBA player is Carmelo Anthony of the Knicks ... Favorite singers are Drake, J-Cole and Lil' Wayne.





# 10 Andre Stringer

GUARD • 5-9 • 178 • SOPHOMORE • 1L  
JACKSON, MISS. • FOREST HILL HS

### TOP CAREER PERFORMANCES

#### Points

21, twice

#### Rebounds

6, vs. McNeese, 12/16/10

#### Field Goals Made

7, at S. Alabama, 11/28/10

#### 3 PT FG Made

4, five times

#### Free Throws Made

11, vs. Houston, 11/30/10

#### Assists

7, vs. Arkansas, 1/12/11

#### Blocks

2, vs. McNeese, 12/16/10

#### Steals

3, three times

#### Minutes Played

39, at Arkansas, 2/11/11

### TOP CAREER SCORING GAMES

- 21, at South Alabama, 11/28/10
- 21, vs. Northwestern State, 11/12/10
- 19, vs. South Carolina, 2/2/11
- 19, vs. Rice, 12/29/10
- 18, vs. Wichita State, 12/18/10
- 16, vs. Coastal Carolina, 12/13/10
- 16, vs. Centenary, 11/24/10
- 15, vs. Miss. State, 2/5/11
- 15, vs. McNeese, 12/16/10
- 15, vs. UT-Martin, 11/18/10



### ANDRE STRINGER'S CAREER STATS

YEAR	GP-GS	MIN/AVG	FG-FGA	PCT.	3FG-FGA	PCT.	FT-FTA	PCT.	REB-AVG	PF-FO	AST	TO	BLK	STL	PTS-AVG.
10-11	32-30	981-30.7	101-302	.334	57-193	.295	98-127	.772	76-2.4	63-1	85	82	4	34	357-11.2
TOTALS	32-30	981-30.7	101-302	.334	57-193	.295	98-127	.772	76-2.4	63-1	85	82	4	34	357-11.2





**FRESHMAN SEASON (2010-11)**

Averaged 11.2 points per game and 2.6 assists while playing in all 32 games, starting 30 ... Averaged a team high 30.7 minutes a game ... Led the team in three-pointers made with 57 while also making 77.2 percent of free throws (98-127) ... 19 games in double figures ... Season high of 21 twice – season opener vs. Northwestern State (11/12) and at South Alabama (11/28) ... Best of six rebounds vs. McNeese (12/16) ... Hit four three pointers in five different games ... Made 11-of-12 free throws in the win over Houston (11/30) ... Season best of seven assists in win over Arkansas (1/12) ... 10 games of four assists or more.

**PRIOR TO LSU**

Named Mr. Basketball in the state of Mississippi ... Coached at Forest Hill by Clay Norton and Robert Stewart ... Two-time Gatorade Mississippi Player of the Year ... All-time leading scorer at Forest Hill High School, averaging 26 points a game and nine assists ... Scored over 2,400 points in his career ... Had 61 points in one game versus Jim Hill High School ... Played in the Mississippi-Alabama all-star basketball game at the end of his senior season.

**PERSONAL**

Born in Atlanta, Ga., on Dec. 4, 1991 ... Parents are Frances and Michael Stringer ... One older brother, Michael ... Undecided on a major ... Hobbies include video games ... Favorite food is macaroni and cheese ... Favorite NBA team is the New Orleans Hornets and favorite NBA player is Chris Paul ... Favorite athlete outside the NBA is boxer Floyd Mayweather ... Listed his brother as the biggest influence ... Favorite singer is Alicia Keys.

**STRINGER'S GAME-BY-GAME STATISTICS**

**2010-11**

OPPONENT	MIN	FG	3FG	FT	REB	PF/D	A	TO	BLK	STL	PTS
Northwestern State	25	5-10	4-9	7-10	3	4-0	5	6	0	0	21
Nicholls	31	4-13	3-8	3-3	2	0-0	3	0	0	0	14
Tennessee-Martin	32	3-12	1-7	8-9	2	2-0	1	2	0	3	15
Memphis (Tupelo)	31	2-6	1-3	8-11	2	3-0	2	3	0	1	13
Centenary	19	5-7	4-6	2-3	0	1-0	4	1	0	1	16
At South Alabama	30	7-13	4-6	3-4	4	1-0	3	2	1	2	21
Houston	24	1-6	0-4	11-12	3	3-0	3	4	0	3	13
Central Michigan	21	1-6	0-2	6-6	1	3-0	0	6	0	1	8
Coastal Carolina	33	6-15	4-8	0-0	2	3-0	5	2	0	2	16
McNeese State	38	5-12	2-5	3-4	6	3-0	5	4	2	0	15
Wichita St. (Bossier)	32	5-15	2-8	6-8	2	2-0	1	2	0	1	18
North Texas	20	3-4	1-1	0-0	1	4-0	0	1	1	0	7
Southern	32	2-11	2-8	0-0	5	1-0	4	1	0	0	6
At Rice	30	5-12	4-8	5-8	0	5-1	4	2	0	2	19
At Virginia	35	2-6	1-3	1-2	2	0-0	1	2	0	1	6
At Auburn	37	3-13	2-11	1-3	2	0-0	3	1	0	2	9
Arkansas	35	2-8	1-5	6-9	4	0-0	7	2	0	1	11
At Kentucky	30	3-16	0-10	0-0	4	2-0	1	4	0	1	6
Ole Miss	32	3-6	3-5	2-2	1	1-0	2	2	0	0	11
At Tennessee	36	1-8	1-8	3-5	2	2-0	3	4	0	1	6
At Alabama	36	4-7	2-4	3-5	1	1-0	2	1	0	1	13
South Carolina	36	5-12	3-8	6-7	4	2-0	2	3	0	0	19
Mississippi State	36	6-14	3-10	0-0	3	3-0	4	2	0	3	15
At Ole Miss	29	1-8	0-5	0-0	3	4-0	5	2	0	1	2
At Arkansas	39	1-4	0-2	2-2	0	1-0	4	3	0	1	4
Alabama	29	0-4	0-2	4-5	2	4-0	2	5	0	3	4
Florida	28	3-8	2-6	1-2	2	0-0	2	2	0	0	9
At Miss. State	27	5-12	0-1	4-5	5	3-0	2	1	0	2	10
Vanderbilt	29	4-14	2-10	0-0	2	0-0	2	4	0	0	10
At Georgia	31	1-4	0-3	0-0	4	2-0	0	4	0	0	2
Auburn	31	1-7	1-6	2-2	3	3-0	2	1	0	1	5
Vandy (SEC Tourn.)	30	3-10	2-6	5-5	4	0-0	1	3	0	0	13
<b>TOTALS</b>	<b>981</b>	<b>101-302</b>	<b>57-193</b>	<b>98-127</b>	<b>76</b>	<b>63-1</b>	<b>85</b>	<b>82</b>	<b>4</b>	<b>34</b>	<b>357</b>





# 22 Ralston Turner

GUARD • 6-6 • 205 • SOPHOMORE • 1L  
MUSCLE SHOALS, ALA. • MUSCLE SHOALS HS

### TOP CAREER PERFORMANCES

#### Points

23, vs. McNeese, 12/16/10

#### Rebounds

7, vs. Central Michigan, 12/11/0

#### Field Goals Made

7, vs. Florida, 2/20/11

#### 3PT FG Made

5, vs. Wichita State, 12/18/10

#### Free Throws Made

9, at Georgia, 3/2/11

#### Assists

5, vs. Houston, 11/30/10

#### Blocks

1, four times

#### Steals

2, three times

#### Minutes Played

38, twice

### TOP CAREER SCORING GAMES

- 23 -- vs. McNeese, 12/16/10
- 21 -- vs. Wichita State, 12/18/10
- 21 -- vs. Northwestern State, 11/12/10
- 18 -- at Georgia, 3/2/11
- 18 -- vs. Vanderbilt, 2/26/11
- 18 -- vs. Florida, 2/20/11
- 17 -- vs. Alabama, 2/17/11
- 17 -- at South Alabama, 11/28/10
- 16 -- at Ole Miss, 2/9/11
- 15 -- three times



### RALSTON TURNER'S CAREER STATS

YEAR	GP-GS	MIN/AVG	FG-FGA	PCT.	3FG-FGA	PCT.	FT-FTA	PCT.	REB-AVG	PF-FO	AST	TO	BLK	STL	PTS-AVG.
10-11	27-27	807/29.9	110-298	.369	48-149	.322	64-91	.703	71-2.6	60-2	43	61	4	17	332-12.3
<b>TOTALS</b>	<b>27-27</b>	<b>807/29.9</b>	<b>110-298</b>	<b>.369</b>	<b>48-149</b>	<b>.322</b>	<b>64-91</b>	<b>.703</b>	<b>71-2.6</b>	<b>60-2</b>	<b>43</b>	<b>61</b>	<b>4</b>	<b>17</b>	<b>332-12.3</b>



## 2011 ALL-SEC FRESHMAN TEAM

### FRESHMAN SEASON (2010-11)

Played in 27 games, missing the first five SEC games after suffering a “stress reaction” in his right foot late in the second half of the game at Virginia (1/2) ... Started 27 games ... Averaged a team best 12.3 points per game, with 18 games in double figures ... Scored over 20 points in first career game against Northwestern State (21, 11/12), a season-best 23 against McNeese State (12/16) and 21 in the very next game in Bossier City against Wichita State (12/18) ... All 21 points in that game came in the second half of that game as he hit a season-best five three-point field goals ... Season best of seven rebounds against Central Michigan (12/11) ... After slowly working back into playing status after the injury, had seven straight games in double figures in SEC play ... Made 48 treys, second best on the team (32.2 percent) ... Averaged 2.6 rebounds and 29.9 minutes per game.

### PRIOR TO LSU

Averaged 21 points and 5.5 rebounds a game in his senior season ... Was named first team on the All-Area Class 4A-6A squad selected by the Florence Times Daily ... First team All-State three years ... Nominated for McDonalds All-American ... Named Player of the year for two years by the Times Daily and POY of the Birmingham Tipoff Club for 2010 ... High School basketball coach was Dennis Connor ... Started the annual Alabama-Mississippi all-star basketball game for Alabama ... Twice attended the LeBron James Skills Academy in Ohio, the invitation-only exhibition for some of the top players in the country ... In 2009 at the camp played on LeBron’s team in a five-on-five scrimmage ... Also attended the Paul Pierce Shooting Guard Nike Skills Academy ... Finished career with 2,502 points in 148 games for 16.9 career average ... Just under 1,000 career rebounds ... Shot 39.1 percent from the arc, making 247 three-pointers ... Recorded 263 career blocks.

### PERSONAL

Full name is Ralston Darnell Turner ... He was born in Sheffield, Ala., on Sept. 22, 1991 ... Member of the National Honor Society ... Won National Scholar/Athlete Award from the United States Army Reserve ... Parents are Larry and Andrea Turner ... One sister, Channing ... Undecided on a major ... Hobbies include video games and listening to music ... Favorite NBA team is the Los Angeles Lakers and favorite player is the Lakers’ Kobe Bryant ... Said the thing people don’t know about him is that he “likes to go fishing.”



## TURNER’S GAME-BY-GAME STATISTICS

### 2010-11

OPPONENT	MIN	FG	3FG	FT	REB	PF/D	A	TO	BLK	STL	PTS
Northwestern State	38	6-12	3-6	6-9	5	2-0	2	2	0	2	21
Nicholls State	30	1-6	0-2	4-4	2	2-0	2	1	0	0	6
Tennessee-Martin	27	4-10	2-5	0-0	1	0-0	0	3	0	1	10
Vs. Memphis	26	3-10	2-5	3-4	2	2-0	1	2	1	0	11
Centenary	21	3-6	2-5	0-0	3	1-0	1	2	0	0	8
At South Alabama	22	5-7	2-4	5-8	1	5-1	0	1	0	1	17
Houston	34	6-10	2-5	1-2	3	0-0	5	6	0	0	15
Central Michigan	38	3-4	3-4	0-2	7	3-0	4	1	0	1	9
Coastal Carolina	35	5-16	1-9	4-4	6	4-0	1	3	0	1	15
McNeese State	41	6-15	3-10	8-10	2	3-0	3	3	0	1	23
Vs. Wichita State	31	6-13	5-9	4-4	2	4-0	0	2	0	0	21
North Texas	33	4-16	1-8	0-0	4	2-0	1	3	0	0	9
Southern	26	6-14	3-9	0-0	2	0-0	1	2	1	1	11
At Rice	30	4-18	4-12	2-5	2	4-0	1	1	0	1	14
At Virginia	30	5-13	1-5	0-2	5	4-0	1	2	1	1	11
At Alabama	20	1-3	0-1	2-4	2	3-0	0	2	0	0	4
South Carolina	16	1-5	0-1	0-0	0	5-1	0	2	0	0	2
Mississippi State	28	3-14	1-7	0-0	1	0-0	1	1	0	0	7
At Ole Miss	37	6-10	3-7	1-2	3	0-0	3	1	1	1	16
At Arkansas	31	4-11	1-4	1-2	4	2-0	3	2	0	0	10
Alabama	35	6-10	2-4	3-4	2	3-0	1	4	0	0	17
Florida	35	7-19	2-7	2-3	1	2-0	4	4	0	2	18
At Mississippi State	35	3-12	2-6	4-6	3	0-0	3	2	0	2	12
Vanderbilt	32	6-12	2-5	4-4	3	2-0	1	1	0	1	18
At Georgia	28	4-9	1-2	9-9	1	2-0	0	4	0	1	18
Auburn	20	2-11	0-4	1-2	1	4-0	2	2	0	0	5
Vs. Vanderbilt (SEC T)	28	0-12	0-3	0-1	3	1-0	2	2	0	0	0
<b>TOTALS</b>	<b>807</b>	<b>110-298</b>	<b>48-149</b>	<b>64-91</b>	<b>71</b>	<b>60-2</b>	<b>43</b>	<b>61</b>	<b>4</b>	<b>17</b>	<b>332</b>





# 24 Storm Warren

FORWARD • 6-7 • 230 • SENIOR • 3L  
MONROE, LA. • RICHWOOD HS

### TOP CAREER PERFORMANCES

**Points**  
24, vs. Vanderbilt, 2/26/11

**Rebounds**  
16, twice

**Field Goals Made**  
12, vs. Vanderbilt, 2/26/11

**Free Throws Made**  
9, twice

**Assists**  
4, vs. ULM, 11/13/09

**Blocks**  
4, vs. ULM, 11/13/09

**Steals**  
3, five times

### Minutes Played

39, vs. Louisiana-Lafayette,  
12/1/09

### TOP CAREER SCORING GAMES

- 24 - vs. Vanderbilt, 2/26/11
- 21 - at Utah, 1/2/10
- 21 - vs. Northwestern State, 12/12/09
- 20 - vs. Western Kentucky, 11/17/09
- 19 - at South Carolina, 1/3/10
- 18 - vs. Tennessee (SECT), 3/11/10
- 18 - vs. UL-Lafayette, 12/1/09
- 17 - vs. McNeese, 12/16/10
- 17 - vs. Auburn, 1/20/10
- 15 -- twice



### STORM WARREN'S CAREER STATS

YEAR	GP-GS	MIN/AVG	FG-FGA	PCT.	3FG-FGA	PCT.	FT-FTA	PCT.	REB.-AVG	PF-FO	AST	TO	BLK	STL	PTS-AVG.
08-09	30-0	224-7.5	21-49	.429	0-0	.000	19-39	.487	53-1.8	32-1	6	9	15	12	61-2.0
09-10	31-31	827-26.7	141-263	.536	0-0	.000	84-123	.683	223-7.2	104-5	13	46	44	33	366-11.8
10-11	29-22	631-21.8	103-208	.495	0-1	.000	17-33	.515	165-5.7	77-4	12	41	34	38	223-7.7
<b>TOTALS</b>	<b>90-53</b>	<b>1682-18.7</b>	<b>265-520</b>	<b>.510</b>	<b>0-1</b>	<b>.000</b>	<b>120-195</b>	<b>.615</b>	<b>441-4.9</b>	<b>213-10</b>	<b>31</b>	<b>96</b>	<b>93</b>	<b>83</b>	<b>650-7.2</b>



**JUNIOR SEASON (2010-11)**

Minor nagging injuries throughout his junior season, most notably tendonitis in the right Achilles that would keep him out of three games and limit his playing time in the first half of the SEC season ... Finished the year averaging 7.7 points per game, 5.7 rebounds, while playing 21.8 minutes per game ... When healthy at the end of the season, finished with five straight double figure scoring games and averaged 15.2 points per game ... Included in that was a career high game of 24 points against Vanderbilt where he hit 12-of-20 field goal attempts in 34 minutes with eight rebounds ... Had two more double doubles to bring his career total to 11 - 12 points and 11 rebounds against UT-Martin (11/18) and 12 points and 11 rebounds against Houston (11/30) ... 10 games in double figures, 31 for three seasons.

**SOPHOMORE SEASON (2009-10)**

Warren was one of the most improved players in Division I in average difference from one season to the next going from 2.0 as a freshman to 11.8 for his sophomore season ... Also averaged 7.2 rebounds a game over 26.7 minutes per game as one of two players to start and play in all 31 games ... 20 games of double figures ... Had three double-doubles to start the season - 15 pts, 12 reb., vs. ULM (11/13); 14 pts, 12 reb., vs. Indiana State (11/16) and 20 pts, 11 reb., vs. Western Kentucky (11/17) ... Came back in December and had a four-game streak of double-doubles including career-highs of 16 rebounds against Louisiana-Lafayette (12/1) and Northwestern State (12/12) and first of two season bests of 21 points against Northwestern State (12/12) and at Utah (1/2) ... Had eight double-doubles ... Finished seventh in the league in rebound average ... Shot 53.6 percent (141-263) from the field ... 44 blocks (1.4 average, seventh in the SEC).

**FRESHMAN SEASON (2008-09)**

Appeared in 30 games, averaging 7.5 minutes per game ... Averaged 2.0 points, 1.8 rebounds with 15 blocks and 12 steals ... Scored 11 points and had 11 rebounds for his first collegiate double-double on Nov. 20 ... Had three assists and four blocks in the Alcorn State game ... Had two good games against Mississippi State - seven points in 13 minutes in the double-overtime win in Starkville (2/11); in the SEC Tournament against the Bulldogs, scoring six points in 13 minutes ... Played 18 minutes with two blocks and a steal in the SEC title-clinching win at Kentucky (2/28).

**PRIOR TO LSU**

Played forward for Terry Martin, Sr., at Richwood ... Martin is the father of former LSU player, Terry Martin, who finished his eligibility in 2009 ... McDonald's All-American nominee ... Multi-sport athlete during his high school years, high jumping for the track team while also taking a turn at prep baseball and football ... MVP of the Louisiana Sports Writers Association Class AAA team (third time as a member) and member of the All-Tournament team at the Top 28 state tournament ... Team won its district championships in 2007 and 2008, reaching the Top 28 both times ... Warren had a rare quadruple-double in a 70-50 Richwood win over Green Oaks during his senior season - 27 points, 17 rebounds, 10 blocks and 10 assists.

**PERSONAL**

Right handed - Born on Nov. 4, 1988, in Monroe ... Parents are Tammy Goodin and Edward Warren ... Two brothers, Edward and James, and a sister, Candy Goodin ... Majoring at LSU in sports administration ... Was a member of the National Honor Society, Science Club and school honor roll

... Said he wanted to come to LSU "the first time I saw the tiger" (live Mascot Mike VI).



**WARREN'S GAME-BY-GAME STATISTICS**

**2010-11**

OPPONENT	MIN	FG	3FG	FT	REB	PF/D	A	TO	BLK	STL	PTS
Northwestern State	17	2-2	0-0	0-0	4	4-0	2	2	0	1	4
Nicholls	36	3-7	0-0	2-3	14	2-0	1	2	1	3	8
Tennessee-Martin	27	6-9	0-0	0-0	11	3-0	0	2	2	2	12
Memphis (Tupelo)	14	1-6	0-0	0-0	3	5-1	0	0	0	2	2
Centenary	16	0-6	0-0	1-2	6	1-0	1	1	3	2	1
At South Alabama	17	3-7	0-0	3-4	3	3-0	0	0	1	0	9
Houston	33	6-10	0-0	0-0	11	3-0	0	2	4	3	12
Central Michigan	29	4-7	0-0	0-0	4	2-0	0	1	1	0	8
Coastal Carolina	22	4-6	0-0	0-0	5	3-0	0	3	0	1	8
McNeese State	35	8-12	0-0	1-2	6	2-0	1	2	1	1	17
Wichita St. (Bossier)	13	1-1	0-0	0-0	4	4-0	0	2	0	1	2
North Texas	19	5-11	0-0	0-0	9	2-0	0	1	1	0	10
Southern	27	2-6	0-0	1-1	6	2-0	3	1	1	3	5
At Rice	29	3-8	0-0	1-5	9	4-0	0	2	0	1	7
Auburn	7	1-3	0-0	0-2	6	0-0	0	1	2	1	2
Arkansas	11	1-3	0-0	0-1	5	0-0	0	1	1	2	2
At Kentucky	13	2-5	0-0	2-2	3	1-0	0	2	2	0	6
Ole Miss	16	0-3	0-1	0-0	1	2-0	2	2	0	0	0
South Carolina	6	0-1	0-0	0-0	1	1-0	0	1	0	0	0
Mississippi State	15	1-3	0-0	0-0	7	3-0	0	3	3	1	2
At Ole Miss	20	5-10	0-0	0-0	1	5-1	0	0	2	1	10
At Arkansas	22	3-6	0-0	0-0	5	1-0	0	3	2	1	6
Alabama	10	1-3	0-0	-2	8	4-0	0	0	1	1	2
Florida	25	4-7	0-0	0-0	3	4-0	0	1	0	1	8
At Miss. State	32	5-12	0-1	4-5	5	3-0	0	2	0	2	14
Vanderbilt	34	12-20	0-0	0-0	8	2-0	1	0	1	2	24
At Georgia	34	6-10	0-0	0-0	6	3-0	1	2	0	1	12
Auburn	31	7-12	0-0	0-1	6	5-1	1	4	2	3	14
Vandy (SEC Tourn.)	25	5-10	0-0	2-2	5	5-1	1	0	1	2	12
<b>TOTALS</b>	<b>631</b>	<b>103-208</b>	<b>0-1</b>	<b>17-33</b>	<b>165</b>	<b>77-4</b>	<b>12</b>	<b>41</b>	<b>34</b>	<b>38</b>	<b>223</b>

**2009-10**

OPPONENT	MIN	FG	3FG	FT	REB	PF/D	A	TO	BLK	STL	PTS
ULM	24	5-7	0-0	5-6	12	2-0	4	3	3	1	15
Indiana State	25	6-8	0-0	2-2	12	4-0	0	1	2	1	14
Western Kentucky	34	1-2	0-0	4-4	11	2-0	0	3	1	0	20
Vs. Connecticut	22	6-8	0-0	3-7	6	5-1	0	1	2	0	15
Vs. Arizona State	26	4-10	0-0	5-6	7	4-0	0	1	2	1	
13Louisiana-Lafayette	39	5-11	0-0	8-13	16	3-0	2	4	2	2	18
Northwestern State	34	9-11	0-0	3-4	16	2-0	0	1	1	2	21
Southeastern	34	6-9	0-0	2-7	12	4-0	1	1	0	2	14
Nicholls State	37	5-8	0-0	3-6	11	2-0	0	4	3	0	13
Rice	31	4-9	0-0	3-5	9	5-1	0	1	3	3	11
Vs. Washington State	21	1-5	0-0	0-0	6	5-1	0	0	0	1	2
At Xavier	24	4-6	0-0	3-7	6	2-0	0	1	2	0	11
Utah	33	6-12	0-0	9-11	9	3-0	0	2	2	0	21
McNeese State	18	3-6	0-0	4-6	5	4-0	0	2	1	0	10
Alabama	19	1-3	0-0	2-2	1	4-0	0	2	0	0	4

At South Carolina	34	7-8	0-0	5-6	3	1-0	1	1	3	2	19
At Florida	14	4-6	0-0	0-0	3	4-0	0	0	1	0	8
Auburn	35	4-6	0-0	9-11	11	4-0	0	1	2	3	17
Ole Miss	28	3-5	0-0	5-6	4	3-0	0	2	0	0	11
At Alabama	30	4-11	0-0	1-1	6	1-0	0	0	0	0	9
At Mississippi State	14	1-6	0-0	0-0	1	3-0	0	2	0	0	2
Tennessee	25	2-8	0-0	1-2	3	3-0	1	0	1	1	5
Kentucky	18	3-7	0-0	1-2	3	3-0	0	2	1	2	7
At Arkansas	22	4-8	0-0	0-0	4	4-0	0	0	2	1	8
At Vanderbilt	20	5-7	0-0	2-2	5	5-1	0	0	0	1	12
Mississippi State	31	6-16	0-0	2-2	8	4-0	1	1	0	1	14
Arkansas	32	4-13	0-0	0-1	8	5-1	1	3	3	5	8
At Auburn	30	7-10	0-0	0-0	6	4-0	0	2	1	1	14
At Ole Miss	20	2-5	0-0	1-2	4	4-0	0	2	1	1	5
Georgia	26	3-9	0-0	1-1	9	1-0	1	2	4	1	7
Vs. Tennessee (SECT)	27	9-13	0-0	0-1	6	4-0	1	1	1	1	18
<b>TOTALS</b>	<b>827</b>	<b>141-263</b>	<b>0-0</b>	<b>84-123</b>	<b>223</b>	<b>104-4</b>	<b>13</b>	<b>46</b>	<b>44</b>	<b>33</b>	<b>366</b>

**2008-09**

OPPONENT	MIN	FG	3FG	FT	REB	PF/D	A	TO	BLK	STL	PTS
Jackson State	13	3-5	0-0	0-1	3	1-0	0	1	0	1	6
Alcorn State	22	3-8	0-0	5-7	11	2-0	3	2	4	1	11
Northwestern State	10	1-5	0-0	2-6	7	4-0	0	0	2	0	4
Centenary	16	0-2	0-0	3-4	3	0-0	0	0	0	0	3
Troy	11	2-4	0-0	0-0	3	2-0	0	1	1	1	4
Cal St. Fullerton	1	0-0	0-0	0-0	0	1-0	0	1	0	0	0
Grambling State	8	0-0	0-0	0-0	2	1-0	1	0	0	1	0
Nicholls State	5	0-0	0-0	0-0	0	1-0	0	0	0	0	0
Vs. Texas A&M	5	0-1	0-0	0-0	0	0-0	0	0	0	0	0
McNeese State	6	1-2	0-0	0-0	3	0-0	1	1	1	0	2
Washington State	7	0-0	0-0	0-0	1	0-0	0	0	0	0	0
UL-Lafayette	6	1-1	0-0	1-2	1	1-0	0	0	0	0	3
Southeastern	8	0-1	0-0	0-0	0	1-0	0	0	1	1	0
At Utah	10	0-1	0-0	3-4	1	0-0	2	0	0	0	3
At Alabama	9	0-0	0-0	0-0	3	2-0	0	0	0	0	0
South Carolina	1	1-2	0-0	0-0	0	0-0	0	0	0	0	2
At Ole Miss	4	2-3	0-0	0-0	2	0-0	0	0	0	0	4
Mississippi State	5	2-2	0-0	1-1	0	1-0	0	1	0	0	5
Xavier	3	0-1	0-0	0-0	0	0-0	0	0	0	0	0
At Tennessee	8	0-2	0-0	0-0	1	2-0	0	1	1	0	0
Arkansas	0	0-0	0-0	0-0	0	0-0	0	0	0	0	0
At Georgia	4	1-2	0-0	0-4	2	1-0	0	0	0	0	2
Alabama	9	0-0	0-0	2-2	2	2-0	0	0	1	2	2
At Miss. State	13	2-3	0-0	3-5	2	5-1	1	1	2	1	7
Ole Miss	4	0-0	0-0	0-0	2	0-0	0	0	0	0	0
At Kentucky	18	0-1	0-0	0-0	0	2-0	0	0	2	1	0
Vanderbilt	6	0-0	0-0	0-2	1	0-0	0	0	0	1	0
Vs. Miss. State (SECT)	13	2-2	0-0	2-3	2	1-0	0	0	0	1	6
Vs. Butler (NCAAT)	1	0-0	0-0	0-0	0	2-0	0	0	0	0	0
Vs. N. Carolina (NCAAT)	1	0-1	0-0	0-0	0	0-0	0	0	0	0	0
<b>TOTALS</b>	<b>224</b>	<b>21-49</b>	<b>0-0</b>	<b>19-38</b>	<b>53</b>	<b>32-1</b>	<b>6</b>	<b>9</b>	<b>15</b>	<b>12</b>	<b>61</b>



# 5 Malcom White

FORWARD • 6-9 • 220 • SENIOR • 1L  
BATON ROUGE, LA. • ST. HELENA/OLE MISS

### TOP CAREER PERFORMANCES

#### Points

16, vs. Southern, 12/27/10

#### Rebounds

15, vs. UT-Martin, 11/18/10

#### Field Goals Made

7, vs. Southern, 12/27/10

#### Free Throws Made

6, vs. Northwestern State, 11/12/10

#### Assists

2, vs. UT-Martin, 11/18/10

#### Blocks

6, at Alabama, 1/29/11

#### Steals

2, vs. Central Michigan, 12/11/10

#### Minutes Played

44, vs. McNeese, 12/16/10

### TOP CAREER SCORING GAMES

1. 16 - vs. Southern, 12/27/10

2. 14 - vs. Alabama, 2/17/11

2. 14 - vs. Centenary, 11/24/10

4. 13 - vs. Arkansas, 1/12/11

4. 13 - vs. McNeese, 12/16/10

6. 12 - vs. North Texas, 12/22/10

6. 12 - vs. Central Michigan, 12/11/10

6. 12 - vs. UT-Martin, 11/18/10

6. 12 - vs. Northwestern State, 11/12/11

10. 11 -- twice



### MALCOM WHITE'S CAREER STATS

YEAR	GP-GS	MIN/AVG	FG-FGA	PCT.	3FG-FGA	PCT.	FT-FTA	PCT.	REB.-AVG	PF-FO	AST	TO	BLK	STL	PTS-AVG.
10-11	32-31	759-23.7	92-202	.455	0-0	.000	59-94	.628	163-5.1	96-4	13	56	36	13	245-7.6
TOTALS	32-31	759-23.7	92-202	.455	0-0	.000	59-94	.628	163-5.1	96-4	13	56	36	13	245-7.6





**JUNIOR SEASON (2010-11)**

Averaged 7.6 points per game and 5.1 rebounds a contest ... Played in all 32 games, starting 31 ... Best scoring game was 16 versus Southern University (12/27), making 7-of-11 field goals ... Top SEC game was against Alabama (2/17), when he scored 14, making 6-of-13 field goals ... Four games with double figure rebounds, topped by 15 versus UT-Martin (11/18) ... Two double-doubles - 12 pts-15 rebounds vs. UT-Martin (11/18); 16 pts-11 rebounds vs. Southern (12/27) ... Other double figure rebound games were 10 at Tennessee (1/26) and 11 at Ole Miss (2/9) ... Blocked six shots at Alabama (1/29), one of five games of three or more blocks ... Made 92-of-202 field goals, 45.5 percent ... Averaged 23.7 minutes per game.

**JUNIOR REDSHIRT SEASON (2009-10)**

Sat out the 2009-10 season under NCAA transfer rules after coming to LSU from Ole Miss ... Was able to practice with the team and have two years of eligibility left at LSU.

**FRESHMAN AND SOPHOMORE SEASONS (2007-09 AT OLE MISS)**

In 2008-09, averaged 7.2 points per game, starting 27 of 31 games as a sophomore for the Rebels, averaging 24.7 minutes per game ... Also averaged 5.7 rebounds a contest with 43 blocks ... Shot 50 percent from the floor, hitting 93-of-186 and 74.0 percent from the foul line, making 37-of-50 ... Tied a career-high with 20 points and added nine rebounds in the season finale at Mississippi State ... At Auburn, pulled down a career-high 18 boards, the most by a Rebel since 2003 ... Block total was the most ever by a sophomore in Ole Miss history ... As a freshman during the 2007-08 season, played in 26 games, averaging 2.2 points and 1.3 rebounds, while playing 6.7 minutes per game ... His best first-year game came against LSU when he had 12 points and six rebounds in 21 minutes.

**HIGH SCHOOL**

Named the 2006 District 8-2A Player of the Year and an All-State performer at St. Helena for Coach Lester Jenkins ... Averaged 28 points and 16 rebounds as a high school senior, 22 points and 13 rebounds as a junior ... Holds school records for blocks in a game with 18 and rebounds in a game with 22 ... Attended Genesis One Christian Academy in Mendenhall, Miss., during the 2006-07 season and averaged 15 points, 12 rebounds and four blocks on its national runner-up team.

**PERSONAL**

Full name is Malcolm Anthony Allen White ... Born August 11, 1988 ... Son of Elanda White and Malcolm Moore ... General studies major ... Nephew of former Notre Dame All-American and NBA star Orlando Woolridge.

**WHITE'S GAME-BY-GAME STATISTICS**

**2010-11**

OPPONENT	MIN	FG	3FG	FT	REB	PF/D	A	TO	BLK	STL	PTS
Northwestern State	34	3-8	0-0	6-11	4	4-0	0	4	3	0	12
Nicholls	10	1-1	0-0	0-0	2	3-0	0	3	1	0	2
Tennessee-Martin	31	5-13	0-0	2-4	15	2-0	2	3	3	0	12
Memphis (Tupelo)	17	1-4	0-0	3-4	4	5-1	0	1	1	0	5
Centenary	21	6-7	0-0	2-2	7	1-0	0	0	0	0	14
At South Alabama	28	2-4	0-0	0-0	4	2-0	0	0	1	0	4
Houston	23	4-7	0-0	1-2	2	4-0	0	0	0	1	9
Central Michigan	30	5-11	0-0	2-4	4	2-0	0	0	2	2	12
Coastal Carolina	19	2-33	0-0	1-4	3	4-0	0	1	0	0	5
McNeese State	40	4-5	0-0	5-10	9	3-0	0	2	3	1	13
Wichita St. (Bossier)	19	1-4	0-0	1-2	1	2-0	0	3	0	0	3
North Texas	30	4-7	0-0	4-6	7	0-0	0	1	2	0	12
Southern	24	7-11	0-0	2-4	11	2-0	0	2	3	0	16
At Rice	13	1-4	0-0	0-0	4	5-1	1	0	0	0	2
At Virginia	33	3-9	0-0	5-5	6	3-0	1	2	0	0	11
At Auburn	21	2-6	0-0	3-4	5	4-0	1	2	1	0	7
Arkansas	25	6-11	0-0	1-2	7	4-0	1	4	1	0	13
At Kentucky	15	0-3	0-0	0-0	3	5-1	0	1	2	0	0
Ole Miss	21	2-6	0-0	2-2	4	4-0	0	5	0	1	6
At Tennessee	26	3-9	0-0	3-5	10	1-0	0	1	1	0	9
At Alabama	23	3-5	0-0	0-0	9	2-0	0	2	2	1	6
South Carolina	26	5-11	0-0	0-1	4	2-0	0	4	1	1	10
Mississippi State	24	3-5	0-0	0-0	9	2-0	0	2	2	1	6
At Ole Miss	25	3-6	0-0	2-6	11	3-0	0	6	0	0	8
At Arkansas	29	3-8	0-0	5-6	3	4-0	1	2	0	1	11
Alabama	30	6-13	0-0	2-2	4	3-0	0	1	1	1	14
Florida	32	3-10	0-0	0-0	6	3-0	2	0	1	1	6
At Miss. State	17	1-2	0-0	4-4	4	4-0	1	1	0	0	6
Vanderbilt	20	0-3	0-0	1-2	1	3-0	2	0	0	0	1
At Georgia	26	1-2	0-0	0-0	3	2-0	1	2	0	1	2
Auburn	17	0-1	0-0	2-2	5	4-0	0	2	1	1	2
Vandy (SEC Tourn.)	10	2-3	0-0	0-0	1	1-0	0	1	0	1	4
<b>TOTALS</b>	<b>759</b>	<b>92-202</b>	<b>0-0</b>	<b>59-94</b>	<b>163</b>	<b>96-4</b>	<b>13</b>	<b>56</b>	<b>36</b>	<b>13</b>	<b>245</b>



**CHRIS BASS**

	GMS	FG-FGA	3FG-FGA	FT-FTM	REB	AST	PTS
Alabama	6	4-14	2-7	0-0	9	10	10
Arkansas	6	2-14	1-6	2-3	9	17	7
Auburn	6	2-11	0-3	1-1	7	11	5
Coastal Carolina	1	2-2	0-0	0-0	0	1	4
Florida	2	3-5	0-2	0-0	1	3	6
Georgia	3	2-8	0-3	1-2	1	5	5
Grambling	1	2-3	1-2	2-2	1	5	7
Houston	1	1-1	0-0	0-0	1	4	2
Kentucky	2	2-9	0-1	1-2	12	8	5
Ole Miss	6	2-9	0-3	0-0	5	10	6
Mississippi State	6	5-9	0-1	0-3	10	10	10
Nicholls	2	1-3	0-1	0-2	3	5	2
North Texas	1	0-2	0-0	0-0	2	4	0
South Alabama	1	0-0	0-0	1-4	2	0	1
South Carolina	3	1-4	0-1	1-1	4	2	3
Tennessee	3	0-4	0-2	0-2	8	7	0
Vanderbilt	4	2-13	0-2	0-0	8	12	6
Virginia	1	1-5	0-2	0-0	3	2	2

**JALEN COURTNEY**

	GMS	FG-FGA	3FG-FGA	FT-FTM	REB	AST	PTS
Alabama	1	0-0	0-0	0-0	0	0	0
Coastal Carolina	1	0-0	0-0	0-0	0	0	0
Kentucky	1	0-1	0-0	0-0	2	0	0
Ole Miss	1	1-2	1-1	0-0	0	0	3
North Texas	1	0-0	0-0	0-0	0	0	0
South Alabama	1	0-0	0-0	0-0	0	0	0
Tennessee	1	1-1	0-0	0-0	0	0	2

**EDDIE LUDWIG**

	GMS	FG-FGA	3FG-FGA	FT-FTM	REB	AST	PTS
Alabama	4	2-10	0-1	4-6	10	5	8
Arkansas	4	4-9	0-1	6-8	11	5	14
Auburn	4	3-10	0-2	7-10	10	3	13
Coastal Carolina	1	0-0	0-0	0-0	0	1	0
Florida	2	3-5	0-0	0-1	6	1	6
Georgia	2	1-2	0-0	0-0	3	0	2
Houston	1	2-2	0-0	1-1	3	0	5
Kentucky	2	3-8	1-1	0-0	5	0	7
Ole Miss	4	8-15	0-0	6-6	17	3	22
Mississippi State	3	1-5	0-2	7-7	11	4	9
Nicholls	2	1-2	0-0	2-2	4	1	4
North Texas	1	0-2	0-0	1-2	1	0	0
South Alabama	1	0-0	0-0	4-4	4	4	4
South Carolina	2	1-4	0-0	2-2	6	2	2
Tennessee	3	7-14	1-3	5-8	10	0	20
Vanderbilt	3	4-8	0-0	3-4	10	1	11
Virginia	1	0-1	0-0	1-2	4	1	1

**ANDRE STRINGER**

	GMS	FG-FGA	3FG-FGA	FT-FTM	REB	AST	PTS
Alabama	2	4-11	2-6	7-10	3	4	17
Arkansas	2	3-12	1-7	8-11	4	11	15
Auburn	2	4-20	3-17	3-5	5	5	14
Coastal Carolina	1	6-15	4-8	0-0	2	5	16
Houston	1	1-6	0-4	11-12	3	3	13
Florida	1	3-8	2-6	1-2	2	2	9
Georgia	1	1-4	0-3	0-0	4	0	2
Kentucky	1	3-16	0-10	0-0	4	1	6
Ole Miss	2	4-14	3-10	2-2	4	7	13
Mississippi State	2	10-25	5-16	0-0	3	6	25
North Texas	1	3-4	1-1	0-0	1	0	7
Nicholls	1	4-13	3-8	3-3	2	3	14
South Alabama	1	7-13	4-6	3-4	4	3	21
South Carolina	1	5-12	3-8	6-7	4	2	19
Tennessee	1	1-8	1-8	3-5	2	3	6
Vanderbilt	2	7-24	4-16	5-5	6	3	23
Virginia	1	2-6	1-3	1-2	2	1	6

**RALSTON TURNER**

	GMS	FG-FGA	3FG-FGA	FT-FTM	REB	AST	PTS
Alabama	2	7-13	2-5	5-8	4	1	21
Arkansas	1	4-11	1-4	1-2	4	3	10
Auburn	1	2-11	0-4	1-2	1	2	5
Coastal Carolina	1	5-16	1-9	4-4	6	1	15
Houston	1	6-10	2-5	1-2	3	5	15
Florida	1	7-19	2-7	2-3	1	4	18
Georgia	1	4-9	1-2	9-9	1	0	18
Ole Miss	1	6-10	3-7	1-2	3	3	16
Mississippi State	2	6-26	3-13	4-6	4	4	19
North Texas	1	4-16	1-8	0-0	4	1	9
Nicholls	1	1-6	0-2	4-4	2	2	6
South Alabama	1	5-7	2-4	5-8	1	0	17
South Carolina	1	1-5	0-1	0-0	0	0	2
Vanderbilt	2	6-24	2-8	4-5	6	3	18
Virginia	1	5-13	1-5	0-2	5	1	11

**STORM WARREN**

	GMS	FG-FGA	3FG-FGA	FT-FTM	REB	AST	PTS
Alabama	5	6-17	0-0	5-7	20	0	17
Arkansas	5	12-30	0-0	0-2	22	1	24
Auburn	4	19-31	0-0	9-14	29	1	47
Coastal Carolina	1	4-6	0-0	0-0	5	0	8
Florida	2	8-13	0-0	0-0	6	0	16
Georgia	4	10-21	0-0	1-5	17	2	21
Grambling	1	0-0	0-0	0-0	2	1	0
Houston	1	6-10	0-0	0-0	11	0	12
Kentucky	3	5-13	0-0	1-3	4	0	11
Ole Miss	5	14-28	0-1	8-10	16	0	36
Mississippi State	5	19-44	0-0	12-16	25	2	50
Nicholls	3	8-15	0-0	5-9	25	1	21
North Texas	1	5-11	0-0	0-0	9	0	10
South Alabama	1	3-7	0-0	3-4	3	0	9
South Carolina	3	8-11	0-0	5-6	4	1	21
Tennessee	3	11-23	0-0	1-3	10	2	23
Vanderbilt	4	22-37	0-0	4-6	19	1	48

**MALCOLM WHITE**

	GMS	FG-FGA	3FG-FGA	FT-FTM	REB	AST	PTS
Alabama	2	9-18	0-0	2-2	4	0	20
Arkansas	2	9-19	0-0	6-8	10	2	24
Auburn	2	2-7	0-0	5-6	10	1	9
Coastal Carolina	1	2-3	0-0	1-4	3	0	5
Houston	1	4-7	0-0	1-2	2	0	9
Florida	1	3-10	0-0	0-0	6	2	6
Georgia	1	1-2	0-0	0-0	3	1	2
Kentucky	1	0-3	0-0	0-0	3	0	0
Ole Miss	2	5-12	0-0	4-8	15	0	14
Mississippi State	2	4-7	0-0	4-4	13	1	12
North Texas	1	4-7	0-0	4-6	7	0	12
Nicholls	1	1-1	0-0	0-0	2	0	2
South Alabama	1	2-4	0-0	0-0	4	0	4
South Carolina	1	5-11	0-0	0-1	4	0	10
Tennessee	1	3-9	0-0	3-5	10	0	9
Vanderbilt	2	2-6	0-0	1-2	1	2	5
Virginia	1	3-9	0-0	5-5	6	1	11





**1**  
**Anthony Hickey**  
 G • 5-11 • 182 • Fr.  
 Hopkinsville, Ky.  
 Christian County HS



**2**  
**Johnny O'Bryant III**  
 F • 6-9 • 262 • Fr.  
 Cleveland, Miss.  
 East Side HS



**4**  
**Chris Bass**  
 G • 6-1 • 190 • Sr.  
 Baton Rouge, La.  
 Lee Academy Prep



**5**  
**Malcolm White**  
 F • 6-9 • 220 • Sr.  
 Baton Rouge, La.  
 Ole Miss



**10**  
**Andre Stringer**  
 G • 5-9 • 178 • So.  
 Jackson, Miss.  
 Forest Hill HS



**\*12**  
**Ronald Martin**  
 G • 6-1 • 182 • Fr.  
 White Castle, La.  
 White Castle HS



**13**  
**Eddie Ludwig**  
 F • 6-9 • 210 • Jr.  
 Metairie, La.  
 Metairie Park Country Day



**14**  
**Jalen Courtney**  
 F • 6-8 • 228 • So.  
 Jackson, Miss.  
 Provine HS



**22**  
**Ralston Turner**  
 G • 6-6 • 205 • So.  
 Muscle Shoals, Ala.  
 Muscle Shoals HS



**24**  
**Storm Warren**  
 F • 6-7 • 230 • Sr.  
 Monroe, La.  
 Richwood HS



**32**  
**John Isaac**  
 G • 6-3 • 208 • Fr.  
 Leesville, La.  
 Pickering HS



**41**  
**Justin Hamilton**  
 C • 7-0 • 260 • Jr.  
 Alpine, Utah  
 Iowa State



**55**  
**Andrew Del Piero**  
 C • 7-2 • 257 • Jr.  
 Austin, Texas  
 Westlake HS

\* Expected to walk-on at the end of football season.

## Coaching Staff



**Trent Johnson**  
 Head Coach  
 Fourth Season  
 Boise State, '86



**Donny Guerinoni**  
 Asst. Coach  
 Fourth Season  
 Nevada, '01



**Nick Robinson**  
 Asst. Coach  
 Third Season  
 (1st as Asst.)  
 Stanford, '05



**Brent Scott**  
 Asst. Coach  
 Fourth Season  
 Rice, '03



**Brittany Carvalhido**  
 Executive Asst.  
 Second Season  
 Oklahoma State, '05



**Harry Rabenhorst**  
1925-42; 45-57  
29 Seasons  
Record: 340-264



**Dale Morey**  
1942-44  
2 Seasons  
Record: 28-19



**Jess Fatherree**  
1944-45  
1 Season  
Record: 11-7



**A.L. Swanson**  
1944-45  
1 Season  
Record: 4-2



**Jay McCreary**  
1957-65  
8 Seasons  
Record: 82-115



**Frank Truitt**  
1965-66  
1 Season  
Record: 6-20



**Press Maravich**  
1966-72  
6 Seasons  
Record: 76-86



**Dale Brown**  
1972-97  
25 Seasons  
Record: 448-301



**John Brady**  
1997-2008  
11 seasons  
Record: 192-139



**Butch Pierre**  
2007-08  
1 season  
Record: 5-5



**Trent Johnson**  
2008-  
3 seasons  
Record: 49-49



Dale Brown



Press Maravich



## By Chronological Order

YEARS	COACH (ALMA MATER)	SEASONS	GAMES	W-L	PCT.
1908-09	E. R. Wingard (Susquehanna)	1	7	5-2	.714
1909-11	J. W. Mayhew (Brown)	2	15	11-4	.733
1911-13	F. M. Long (Oklahoma)	2	15	6-9	.400
1913-18; 19-20	Dr. C. C. Stroud (Tufts)	6	103	82-21	.796
1918-19	R. E. Edmonds (LSU)	1	1	1-0	1.000
1920-21	Branch Boccock (Georgetown)	1	23	19-4	.826
1921-23	Frank "Tad" Gormley (Loyola)	2	36	25-11	.694
1923-24	"Moon" Ducote (Auburn)	1	20	8-12	.400
1924-25	H. E. "Gob" Wilson (Michigan)	1	17	10-7	.588
1925-42; 46-57	Harry Rabenhorst (Wake Forest)	29	604	340-264	.563
1942-44	Dale Morey (LSU)	2	47	28-19	.596
1944-45	Jessee Fatherree (LSU)	1	18	11-7	.611
1944-45	*A. L. Swanson (LSU)	1	6	4-2	.667
1957-65	Jay McCreary (Indiana)	8	197	82-115	.416
1965-66	Frank Truitt (Otterbein)	1	26	6-20	.231
1966-72	Press Maravich (Davis-Elkins)	6	162	76-86	.469
1972- 97	Dale Brown (Minot St.)	25	749	448-301	.598
1997- 98	John Brady (Belhaven)	11	331	192-139	.566
2007-08	*Butch Pierre (Miss. State)	1	10	5-5	.500
2008-11	Trent Johnson (Boise State)	3	98	49-49	.500
<b>1908-2011</b>	<b>20 coaches</b>	<b>103</b>	<b>2485</b>	<b>1408-1077</b>	<b>.566</b>

\* Fatherree left LSU to join the U. S. Army with five games plus the tournament remaining in the 1944-45 season. Swanson replaced him for the balance of the year. Butch Pierre replaced John Brady who was relieved of his coaching duties with 10 games remaining in the 2008 season.

## By Wins

COACH	SEASONS	GAMES	W-L	PCT.
Dale Brown	25	749	448-301	.598
Harry Rabenhorst	29	604	340-264	.563
John Brady	11	331	192-139	.566
Dr. C. C. Stroud	6	103	82-21	.796
Jay McCreary	8	197	82-115	.416
Press Maravich	6	162	76-86	.469
Trent Johnson	3	98	49-49	.500
Dale Morey	2	47	28-19	.595
Frank "Tad" Gormley	2	36	25-11	.694
Branch Boccock	1	23	19-4	.826
J. W. Mayhew	2	15	11-4	.733
Jessee Fatherree	1	18	11-7	.611
H. E. "Gob" Wilson	1	17	10-7	.588
"Moon" Ducote	1	20	8-12	.400
F. M. Long	2	15	6-9	.400
Frank Truitt	1	26	6-20	.231
E. R. Wingard	1	7	5-2	.714
Butch Pierre	1	10	5-5	.500
A. L. Swanson	1	6	4-2	.667
R. E. Edmonds	1	1	1-0	1.000

## All-Time Assistant Coaches

Don Chaney -- 1950s	Ron Abernathy -- 1976-91	Ari Fisher -- 1993-97	John Treloar -- 2004-08
Don Kennard -- 1958-61	Rick Huckabay -- 1978-83	Bob Boyd -- 1996-97	Scott Soprych -- 2004-07
Buddy Bonnette -- 1961-62	Jordy Hultberg -- 1980-83	Ricky Blanton -- 1996-97	Chad Dollar -- 2007-08
Greg Bernbrock -- 1964-72	Tex Winter -- 1983-1985	Kermit Davis, Jr. -- 1997-02	Jeff Clapacs -- 2007-08
Jay McCreary -- 1965-72	Gary Duhe -- 1983-1985	Butch Pierre -- 1997-08	Keith Richard -- 2008-10
Jeff Tribbett -- 1971-72	Bo Bahnsen -- 1983-1987	Donnie Tyndall -- 1997-01	Chris Bobel -- 2008-10
Jack Schalow -- 1972-74	Johnny Jones -- 1984-97	Scott Osborne -- 1998-00	Donny Guerinoni -- 2008-
Homer Drew -- 1972-75	Craig Carse -- 1987-1994	Mike Giorlando -- 2001-2004	Brent Scott -- 2008-
Clarence Christenson -- 1972-75	Joe Johnson -- 1987-88	Rickey Broussard -- 2002-04	Nick Robinson -- 2009-
Art Tollis -- 1974-81	Jim Childers -- 1988-96	Larry Cordaro -- 2002-04	Lynn Nance -- 2010-11
Bob Stinnett -- 1975-77	Bob Starkey -- 1991-98	Nikita Johnson -- 2004-07	Brittany Carvalho -- 2010-

\* - Assistant Coaches Roster at LSU (including where available graduate assistants, administrative assistants/director of operations, executive assistant HC)



# Trent Johnson

Head Coach • Fourth Season at LSU • 13th Season as Head Coach

Trent Johnson, with two strong back-to-back recruiting classes on board, enters his fourth season as the head coach of the LSU Tigers in 2011-12.

Johnson's passion and vision for the LSU basketball program has the Tigers headed in the right direction.



As Johnson and his staff continue to develop players both on the court and off the court, they expect continued improvement athletically, academically and socially from the team.

Johnson, the 20th men's basketball coach at LSU, seeks to build on more than a decade of excellence at LSU, Stanford and Nevada. Having earned Conference Coach of the Year in all three leagues (Western Athletic Conference, Pac-10 and Southeastern Conference), Johnson knows the route to success to getting LSU back in the national spotlight.

In his first season at LSU, Johnson led the Tigers to 27 wins, tied for the third most wins in a season in LSU history. The Tigers won the SEC regular season championship with a record of 13-3. LSU returned to the NCAA Tournament for the first time since 2006, advancing to the second round before falling, 84-70, to North Carolina in the closest

game the eventual national champions would have to play. LSU had a second half lead on the Tar Heels and the game was still in the balance entering the final eight minutes.

In the opening round, LSU defeated nationally-ranked Butler one year prior to the Bulldogs starting their run of two straight trips to the NCAA Championship game.

Coach Johnson has a blueprint for success for himself and his players. As his players grasp the vision for success, they have the opportunity to embrace playing in a fast-paced system where executing in the half court and defending and rebounding are at a high level.

Johnson has a record of success and his team will have the opportunity to blend together and learn from a coach that is a fierce competitor who exudes and demands toughness.

His devotion to the team, his protective beliefs toward his players and







his loyalty to his former players is evidenced by the fact that three of his former players are now members of the LSU basketball staff. Johnson is a program builder and he has re-established the base of the LSU program by visiting with former players and coaches to bring together the past, the present and the future of the program.

Former LSU star and recently retired NBA champion Shaquille O'Neal pointed out several times during the recently unveiling of the "Shaq" statue outside the Pete Maravich Assembly Center practice facility that it was Coach Johnson who brought the players back and welcomed them to be a part of the program. He also thanked Coach Johnson for his efforts in turning the statue into a reality.

The players are now regularly in the stands watching the Tigers play and they feel again a part of the program they left their mark on. In true Johnson fashion, the Coach deflects the praise on to his student-athletes whom he molded to perform as he hoped.

He also has spent time with the Maravich Maniacs student fan group, the Tiger Girls and LSU Cheerleaders, who are a vital part

of the program. He is on Twitter @LSUCoachJohnson keeping LSU fans abreast of his travels and thoughts as he prepares for another season.

Johnson also is charged with the development of athletes both on and off the court. Off the court, he has worked hard since day one to make sure student-athletes understand the "student" part of their days at LSU. At all three spots in his head coaching career, he has developed not just successful athletes and winning basketball teams, but young men who are having success in life.

In his 12 years combined as a Division I head coach at LSU, Stanford and Nevada, he has won 208 games and taken teams in seven of the last nine seasons to post-season play, including five NCAA appearances.

In addition, Johnson has one of the growing coaching trees in the country as six of his former assistant coaches have gone on to become head coach at successful programs: Mark Fox (Georgia, Nevada); David Carter (Nevada); Eric Reveno (Portland); Josh Newman (Arkansas-Fort Smith); Chris Tiffitt (New Mexico JC, Lamar





CC); and, Keith Richard (ULM).

Johnson was named the 2009 consensus SEC Coach of the Year and was a finalist for four national coach of the year honors as he became the first LSU men's basketball coach to win the league title and take the team to post-season play in his first year at the school.

Under Johnson's watch, he has already coached an SEC Player of the Year in Marcus Thornton, who had a breakout rookie year in 2010 as a member of the New Orleans Hornets and continued his strong offensive play in 2011 with the Sacramento Kings. Thornton is one of three Tigers who have logged minutes in the NBA from that 2009 championship team, joining Garrett Temple who has appeared on several rosters and Chris Johnson, who used a 10-day contract to eventually earn a spot with the Portland Trailblazers.

Thornton and Tasmin Mitchell became the first LSU players since 1990 to earn consensus First-Team All-SEC honors.

Mitchell would finish his career in the top 10 in career scoring (third), rebounds (sixth), field goals made, assists and steals. He ended his time at LSU as the all-time leader in minutes played (4,692), games played (137) and games started (136).

Those four players represent Johnson's ability to teach and

mold a well-rounded basketball player into having both a good offensive and defensive presence that can benefit the team and provide a chance to play at the next level.

**At Stanford**

Johnson, who also served as a Stanford assistant from 1996-99, made an immediate impact when he returned as the head coach at The Farm in 2004. He was the only head coach in Stanford history at the time to guide The Cardinal to the postseason in each of his first four seasons with three NCAA Tournament berths in those four years, including a trip to the NCAA Sweet 16 in 2008.

He was named the Pac-10 Coach of the Year, part of a rare double when he won the same honor in the SEC one year later.

In 2008, Stanford earned a No. 3 seed in the NCAA Tournament and posted three wins over ranked teams during the course of the year.

In his first season at Stanford (2005), Johnson displayed his leadership in the face of adversity as Stanford dealt with a season-ending injury to its leading scorer while having only nine healthy players to complete that year. Despite that, the Cardinal finished third in the league and earned an NCAA Tournament trip.

In 2007, the Cardinal squad



## THE JOHNSON FILE

Year:	Fourth
Birth Date:	September 12, 1956
Birthplace:	Berkeley, Calif.
High School:	Franklin, HS
College:	Boise State ('86)
Wife:	Jackie
Children:	Tinishia (28), Terry (25)

### College Coaching Experience

1986-89:	Assistant Coach	Utah
1989-92:	Assistant Coach	Washington
1992-96:	Assistant Coach	Rice
1996-99:	Assistant Coach	Stanford
1999-04:	Head Coach	Nevada
2004-08:	Head Coach	Stanford
April 10, 2008 -	Head Coach	LSU

### Head Coaching Record:

#### NEVADA

YEAR	OVERALL	WAC	POSTSEASON
1999-00	9-20	6-10	
2000-01	10-18	3-13	
2001-02	17-13	9-9	
2002-03	18-14	11-7	NIT First Round
2003-04	25-9	13-5	NCAA Sweet 16 WAC Tourn. Championship
<b>Total</b>	<b>79-74</b>	<b>42-44</b>	

#### STANFORD

YEAR	OVERALL	PAC-10	POSTSEASON
2004-05	18-13	11-7	NCAA First Round
2005-06	16-14	11-7	NIT Second Round
2006-07	18-13	10-8	NCAA First Round
2007-08	28-7	13-5	NCAA Sweet 16
<b>Total</b>	<b>80-47</b>	<b>45-27</b>	

#### LSU

YEAR	OVERALL	SEC	POSTSEASON
2008-09	27-8	13-3	NCAA Second Round SEC Champions
2009-10	11-20	2-14	
2010-11	11-21	3-13	
<b>Total</b>	<b>49-49</b>	<b>18-30</b>	
<b>Overall</b>	<b>208-160</b>	<b>105-101</b>	

### Conference Players of the Year

#### During Coach Johnson's Head Coaching Tenure

##### NEVADA

Kirk Snyder - 2004

##### LSU

Marcus Thornton - 2009

### Coach of the Year Honors

- 2003 - Western Athletic Conference
- 2008 - Pac-10 Conference
- 2009 - Southeastern Conference



again reached the NCAA Tournament in a year that included five wins over Top 25 clubs, including 75-68 win over No. 2 UCLA when Stanford overcame a 17-point deficit.

Johnson at Stanford developed great players who again excelled both on and off the floor, headlined by the Lopez twins who were both first round selections in the 2008 NBA draft. Brook was the 10th selection of the New Jersey Nets and Robin was the 15th selection by the Phoenix Suns. Several student-athletes in his Stanford tenure also earned academic honors, including Dan Grunfeld who made the CoSIDA/ESPN The Magazine Academic All-American team twice.

#### At Nevada

Johnson's first college head coaching position came at Nevada as he revitalized the Wolfpack program in his five years there (1999-04). It was there that Johnson displayed his coaching and recruiting expertise as he transformed the struggling Nevada program to a conference powerhouse.

Prior to his arrival, Nevada had never won an NCAA Tournament game. In 2003, Johnson was named the Western Athletic Conference Coach of the Year when his team won 18 games, advanced to the championship of the WAC Tournament and an NIT bid. In 2004, his team posted a school record tying 25 wins, tied for



Trent and Jackie Johnson with daughter Tinishia (28) and son Terry (25).

the first time for the WAC regular season title and won the WAC Tournament Championship. Nevada posted upset victories in the 2004 NCAA Tournament over Michigan State and Gonzaga before losing to national runner-up Georgia Tech in the Sweet 16.

His success at Nevada included the recruitment and development of standouts Kirk Snyder and Nick Fazekas. Snyder, a WAC Player of the Year, was the 16th player chosen in the 2004 NBA draft by Utah. Fazekas was a three-time WAC POY, who was drafted by the Dallas Mavericks.

### Coaching Roots

Johnson's three years as Stanford assistant before becoming a head coach coincided with the start of one of the most successful runs in school history. The Cardinal advanced to the NCAA Final Four

in 1998 and twice (1997, 1998) reached the Sweet 16. The Coach contributed to the development and recruitment of some of Stanford's greatest players including future NBAers Brevin Knight, Mark Madsen, Casey Jacobsen and Jarron and Jason Collins.

Before his stint at Stanford, Johnson served as an assistant coach at Utah (1986-89), Washington (1989-92) and Rice (1992-96). At Washington, he recruited 1992 Pac-10 Freshman of the Year, Mark Pope, and at Utah, he signed Josh Grant, the 1990 WAC MVP and Naismith Award finalist.

Johnson got his coaching start at the prep level, serving as an assistant coach at Boise High School from 1980-83. While at Boise High School, Johnson coached the sophomore "B" team, while also serving as an assistant to Greg Hordemann on the varsity squad.

During his successful playing career at

Boise State (1974-78), Johnson finished in the top 10 in scoring and rebounds. In 1976, the Broncos won the Big Sky Tournament and advanced to the NCAA Tournament. In his junior year, Johnson was named Boise State's Most Valuable Player and in his final season was named All-Big Sky.

Johnson earned his Bachelor of Science degree in Physical Education in 1986 and in Oct. 2009 was named a recipient of Boise State's Distinguished Alumni Award. Johnson also played professionally for the Washington Lumberjacks of the Western Basketball League.

### Off The Court

Johnson has always been a big believer in special causes and joined former LSU basketball coach Dale Brown and star center Shaquille O'Neal in cutting a series of commercials that aired nationally for the "Be A Match" organization of bone marrow donors.

In June 2010, Johnson was part of a 10-day trip to Africa as part of the Nkomazi Sports Club Organization program that was established to stop the transmission of HIV through culturally relevant, locally sustainable health and life skills education-based programs in communities affected by HIV/AIDS.

He also is a member of the Board of Directors of the National Association of Basketball Coaches and has served on the NABC Special Committee on Recruiting and Access. He also gives his time freely to such organizations as the Boy Scouts of America, the Louisiana Health and Rehab Center, Inc., the American Diabetes Association, Samaritan's Feet, Troops First and the Jimmy V Foundation for cancer research championed by ESPN's Dick Vitale.


Johnson was born in Berkeley, Calif., and is married to Jackie and they have two children: a daughter, Tinishia, 28, and a son, Terry, 25.

Johnson's vision and passion is what drives him to make LSU basketball a success. With a coaching staff and a group of players that believe in the same vision and passion, that success has to be very much in site.



## TRENT JOHNSON VS. ALL OPPONENTS

	NEVADA	STANFORD	LSU	TOTALS
Air Force		0-1		0-1
Alabama			1-5	1-5
Alabama State	1-0			1-0
Alcorn State			1-0	1-0
Arizona		4-6		4-6
Arizona State	0-1	5-3	0-1	5-5
Arkansas			4-2	4-2
Arkansas State	1-1			1-1
Auburn			2-4	2-4
Boise State	7-1			7-1
Brigham Young		1-0		1-0
Butler	0-1	1-0		1-1
California		7-1		7-1
Cal Poly	0-1	1-0		1-1
Cal State-Fullerton	1-0		1-0	2-0
Cal State-Northridge	2-0			2-0
Centenary			2-0	2-0
Central Michigan			0-1	0-1
Coastal Carolina			0-1	0-1
Colorado		1-0		1-0
Colorado State		1-0		1-0
Connecticut	0-1	0-0	0-1	0-2
Cornell		1-0		1-0
Dartmouth		1-0		1-0
Denver		3-0		3-0
Florida			1-2	1-2
Fresno State	5-3	2-0		7-3
Georgia			2-1	2-1
Georgia Tech	0-1			0-1
Gonzaga	1-0	0-2		1-2
Grambling			1-0	1-0
Harvard		1-0		1-0
Hawaii	4-5			4-5
Houston			1-0	1-0
Idaho	1-1			1-1
Indiana State			1-0	1-0
Jackson State			1-0	1-0
Kansas	1-0			1-0
Kentucky			2-2	2-2
Long Beach State	0-1			0-1
Louisiana Tech	4-3			4-3
Louisiana-Lafayette			2-0	2-0
Louisiana-Monroe			1-0	1-0
Louisville		0-2		0-2
Marquette		1-0		1-0
McNeese State			3-0	3-0
Memphis			0-1	0-1
Michigan State	1-0	0-1		1-1
Mississippi State		0-1	3-4	3-5
Missouri State		0-1		0-1
Montana	1-2	1-1		2-3
Montana State	1-0			1-0
New Mexico State	0-2			0-2
Nicholls			2-1	2-1
North Carolina			0-1	0-1
North Texas	1-1		0-1	1-2
Northwestern		2-0		2-0
Northwestern State		2-0	3-0	5-0
North Dame NU	1-0			1-0
Ole Miss			2-4	2-4
Oregon		6-2		6-2
Oregon State		7-1		7-1
Pacific	1-2			1-2
Portland	1-1			1-1
Portland State	1-1			1-1
Princeton		1-0		1-0
Rice	6-4		1-1	7-5
Santa Clara	1-3	1-2		2-5
Sacramento State	0-2	1-0		1-2
San Diego	1-1			1-1
San Francisco	3-1	2-0		5-1
San Jose State	5-3	1-0		6-3



	NEVADA	STANFORD	LSU	TOTALS
Seattle Pacific	1-0			1-0
Siena		1-1		1-1
South Alabama			1-0	1-0
South Carolina			1-2	1-2
Southeastern La.			2-0	2-0
Southern (BR)			1-0	1-0
Southern Methodist	5-6			5-6
Southern Oregon	1-0			1-0
St. Mary	2-1			2-1
Stanford	0-1			0-1
Tennessee		0-1	1-3	1-4
Tennessee-Martin			1-0	1-0
Texas		0-1		0-1
Texas A&M			0-1	0-1
Texas Christian	0-2			0-2
Texas Tech	0-1	1-0		2-1
Toledo	1-0			1-0
Troy			1-0	1-0
Tulsa	2-7			2-7
UC-Irvine	1-0	0-1		1-1
UC-Davis	1-0	2-1		3-1
UCLA		3-6		3-6
UC-Santa Barbara	1-1	1-0		2-1
UNLV	2-3			2-3
USC		4-5		4-5
Utah			0-2	0-2
Utah State	0-3			0-3
UTEP	6-3			6-3
Vanderbilt			0-4	0-4
Vermont	1-0			1-0
Virginia		2-0	0-1	2-1
Virginia Tech		0-1		0-1
Washington	1-1	5-4		6-5
Washington State		7-3	1-1	8-4
Weber State	1-1			1-1
Western Kentucky			1-0	1-0
Westminster	1-0			1-0
Wichita State			0-1	0-1
Wyoming	0-1			0-1
Xavier			0-2	0-2
Yale		1-0		1-0



# Donny Guerinoni

Assistant Coach • Fourth Season at LSU

## The Guerinoni File

Years at LSU:	Fourth
Birth Date:	March 12, 1978
Age:	33
Hometown:	Sebastopol, Calif.
College:	Nevada, 2002

## College Coaching Experience

2002-04:	Assistant Coach West Valley Junior College
2004-06:	Basketball Operations Stanford
2006-08:	Assistant Coach Stanford
2008-	Assistant Coach LSU

Entering his fourth year at LSU, Donny Guerinoni's history with Johnson goes beyond coaching, as he was Johnson's first recruit when he became the head coach for the University of Nevada. In now his eighth year as a member of Johnson's staff, Guerinoni's primary responsibilities include scouting, game preparation, scheduling, recruiting, and perimeter skill development.

With Johnson's tutelage, Guerinoni has

had a well-rounded experience, having had many different assignments across various positions. With recruiting as one of his primary responsibility over the last several years, Guerinoni along with the entire staff has helped LSU sign five new players in 2010-11 and three more for the 2011-12 season, which included both Kentucky's Mr. Basketball and a McDonald's All-American.

During his time under Johnson, Guerinoni has experienced post-season play five of the last seven years, and the NCAA tournament four of the last seven. Highlights include a trip to the Sweet 16 in 2008, and an SEC Championship in 2009. Later that same year, Guerinoni was named as one of college basketball's top 25 rising assistant coaches by Basketballscout.com and over the last two years, has been invited to the prestigious Villa 7 Consortium. (The Consortium brings together the elite college basketball leaders in an effort to prepare the next generation of college basketball leaders.)

A native of Sebastopol, California, Guerinoni first attended West Valley Community College in Saratoga as a member of the men's basketball team. There, under well-respected head coach Bob Burton, Guerinoni helped guide the team to a pair of league championships while earning the conference MVP and first team All-State honors.

After being recruited by Johnson to play at Nevada, Guerinoni earned Western Athletic

Conference All-Academic honors and was one of the team's top three-point shooters. His Wolfpack career was highlighted by making seven-of-nine three-pointers in an 86-85 thriller against Montana on November 25, 2000 - an effort that ranked as one of the top shooting performances in the country from outside the arc during that season.

Upon graduating from the University of Nevada with a B.A. in Business Marketing in 2002, Guerinoni spent two years as an assistant at West Valley Community College under Danny Yoshikawa.

He then rejoined Coach Johnson at Stanford University. Here he began his tenure as a member of Johnson's staff in the role of director of basketball operations and video coordinator for the 2004-05 season. In this position, Guerinoni's main responsibilities were to assist with scouting, video editing, the collection of opponent film, footage breakdown, equipment setup, camp operations, and the management and maintenance of both the video software as well as the recruiting database.

In 2005-06, Guerinoni was then promoted to assistant, while still performing his duties as the video coordinator for one more year. He has been a full time assistant ever since. In total, Guerinoni has 14 years invested in college basketball, five as a player and nine as a coach.

Guerinoni was recently married this past August to the former Samantha Shepard.





# Nick Robinson

Assistant Coach • Third Season at LSU



Nick Robinson, who has been a major part of Coach Trent Johnson's basketball program at both LSU and Stanford, begins his first season as assistant coach for the Tigers after serving one year as Coach Johnson's executive assistant and one season as director of operations.

For Robinson, it marks his 11th year of college basketball experience putting together his outstanding playing career at Stanford and his days as a college basketball staff member.

While Robinson will still be involved in some of the operational aspects of the program as a full-time assistant, he will now return to the road as a recruiter and be back on the floor assisting with practice, player development, game coaching and preparation duties as assigned by Coach Johnson.

Prior to joining Coach Johnson's staff at LSU, Robinson served as an assistant coach at William Jewell College for one season (2008-09) under the tutelage of head coach Larry Holley. That followed his first stint (2006-08) as an assistant coach with Johnson's Stanford program. At both locations, Robinson assisted in recruiting, opponent scouting, game preparation, player development and worked as a position coach for the forwards.

Robinson got his coaching start at the prep level, serving as a volunteer assistant coach at Rio Rancho High School in New Mexico during the 2005-06 season for head coach Brian Smith. After serving in this capacity, Robinson joined Coach Johnson's staff at Stanford as the director of operations. He was promoted to assistant coach in June 2006.

As an assistant coach under Johnson

at Stanford, Robinson contributed to the development of future NBA players Brook Lopez, Robin Lopez and Landry Fields as the Cardinal advanced to the NCAA Tournament in 2007 and reached the Sweet 16 in 2008.

Robinson played his college basketball at Stanford, 2001-05, where he was instrumental in guiding the Cardinal to an impressive 92-34 record, four trips to the NCAA Tournament, a Pac-10 championship in 2003-04 and a No. 1 national ranking during the 2003-04 season. Known for his outstanding defensive play and leadership abilities, Robinson was named Best Defensive Player three times by his teammates and served as team captain during his junior and senior seasons.

During the 2003-04 season, Robinson's game-winning shot against Arizona was nominated for an ESPN ESPY's "Best Moment" when he helped steal the ball, took two dribbles across half court and fired home a successful 35-foot three-point shot as time expired.

After redshirting in 2000-01, Robinson went on to start 67 of the 110 games he played in for the Cardinal under Johnson (2004-05) and head coach Mike Montgomery (2001-04). Three times in his career, Robinson was named the winner of the Howie Dallmar Coaches Award, presented to the Stanford student-athlete who displayed excellence on-and-off the court. He also was tabbed to the District VIII Capital One Bank University Division All-Academic First Team his senior year.

A native of Liberty, Mo., Robinson attended Liberty High where he was a three-year starter and earned first-team All-State honors. During

## The Robinson File

Year:	Third
Birth Date:	Nov. 2, 1979
Age:	32
Birthplace:	Salt Lake City, Utah
College:	Stanford, 2005 (BA, MA)
Wife:	Meagan
Children:	Annie (7), Tate (3), Toby (2)

## College Coaching Experience:

2006:	Basketball Operations Stanford
2006-08:	Assistant Coach Stanford
2008-09:	Assistant Coach William Jewell College
2009 -10:	Exec. Asst. to Head Coach LSU
2010 -11	Director of Operations LSU
2011-	Assistant Coach LSU

his senior season, Liberty earned an undefeated season, 31-0, and a state championship.

Robinson, a three-time Pac-10 All-Academic selection, graduated from Stanford in 2005 with a master's degree in Sociology and a bachelor's degree in Political Science.

Robinson and his wife, Meagan, have a daughter Annie (7) and two sons, Tate (3) and Toby (2).



Nick and Meagan Robinson with daughter Annie (7) and Toby (2) and Tate (3).



# Brent Scott

Assistant Coach • Fourth Season at LSU

Brent Scott continues to show as he enters his fourth year as assistant coach at LSU that he is well-versed in the college game as both a teacher and a recruiter.

He has traveled extensively with the other members of the coaching staff to help bring the recruits that are a part of the 2011-12 Tiger basketball team.

His 14-year career as a professional basketball player that took Scott to many parts of the world makes him capable of teaching the game to players at the Division I level with no problem. He is also able to scout opponents for tendencies that can be used in the scouting report and implemented by the scout team in preparation for games.

The Lansing, Mich., native was originally recruited to Rice by then assistant coach Willis Wilson who would later give him his start in college coaching back at his alma mater in 2007 when Wilson was the head coach. Scott was a perfect fit with the Rice program as he finished his collegiate career as the Owls' all-time leading scorer (1,906) and rebounder (1,049), totals that still rank second in both categories at the school.

He was a three-time second-team All-Southwest Conference (1991, 1992, 1993) and he led the team in scoring his sophomore (16.9) and junior (15.8) seasons. During his sophomore season, he averaged a career-high 17.3 points per game. He came to Rice after averaging 17 points and 10 boards for the Everett (HS) Vikings in 1989.

The relationships that LSU Coach Trent Johnson has with all his staff began with Scott at Rice where he was an assistant

during Scott's final year at the Houston school.

Also while at Rice, he was a member of the U.S. Junior National Team that won a gold medal at the 1991 World Junior Championship in Edmonton, Canada and he also won a gold medal at The Tournament of the Americas in 1990 in Montevideo, Uruguay.

Scott's professional career included 16 professional teams and eight professional leagues in five countries over 14 years. He was the 82nd pick in the 1993 CBA draft by Rapid City, but ended up playing for Larissa (Greece) in 1994 and 1995. In the summer of 1995, he played for the Miami Tropics in the USBL where he averaged 22.8 points per game and 12 rebounds.

For the 1996 season, he played in Italy with Libertas Forli (16.5 ppg) and during the 1996 USBL season, averaged a league-high 29.8 points per game with a 13.0 rebound average for the Portland Mountain Cats.

He played in the NBA in 1997 with the Indiana Pacers as well as the Atlantic City Seagulls in the USBL. He also played in Europe in 1997 with Taugres Saki Baskonia Vitoria in Spain (14 ppg) and the next season played for the Reggio Calabria team in Italy (19.8 ppg). He returned to Spain for the 1999-2000 season with the famed Real Madrid team and averaged over 10 points as Real Madrid captured the Spanish National Championship.

After another season with Reggio Calabria (19.9 ppg), he played in 2002 for Pallalcesto Amatori Udine in Italy where he averaged 12.2 points and in 2003 he played



for PAOK Thessaloniki in Greece, where he averaged 15.3 points a contest. In 2004 and 2005, he returned to play in Spain and split time in 2006 between teams in Spain and Poland. In his final pro season, Scott played for AEK Athens (Greece) and averaged 10.4 points per game and 6.2 boards in 36 contests.

In all he played 13 years with First Division level European teams. He played in the 1994 Greek, 1997 Spanish and the 1998 and 2001 Italian All-Star Games. He was a first team USBL member in 1997.

He earned his B. A. degree from Rice in kinesiology in 2003. Brent and his wife, Brooke, have two daughters, Brekayla (13) and Berklee (9).



Brent Scott with daughters Brekayla (13) and Berklee (9) and wife Brooke.

## The Scott File

Year at LSU:	Fourth
Birthdate:	June 15, 1971
Age:	40
Hometown:	Lansing, Mich.
College:	Rice, 2003
Wife:	Brooke
Children:	Brekayla (13), Berklee (9)

## College Coaching Experience

2007-08:	Assistant Coach Rice
July 2008 -	Assistant Coach LSU





# Brittany Carvalhido

Executive Assistant to the Head Coach • Second Season (4th at LSU)

Brittany Carvalhido enters her second season on the men's basketball staff as Executive Assistant to Head Coach Trent Johnson after serving on the LSU women's basketball staff as Director of Operations the previous two seasons.

The former college basketball player is entering her sixth year of Division I basketball staff work.

Carvalhido completed her playing career at Oklahoma State University in 2005, where she was a two-year letter-winner on the OSU women's basketball team. She played in 49 career games and earned 12 starts during her two seasons at OSU. In her senior season at OSU, she served as team co-captain and played in 21 games with four starts, and was an Academic All-Big 12 Conference selection.

## The Carvalhido File

Name:	Brittany Dietz Carvalhido
Birthdate:	March 21, 1983
Age:	28
Hometown:	Osborne, Kan.
College:	Oklahoma State, '05

## College Experience

2005-07:	Video Coordinator Tulsa (Women)
2007-08:	Director of Operations Rice (Women)
2008-10:	Director of Operations LSU (Women)
2010 -	Executive Asst. to HC LSU (Men)

As a junior at Oklahoma State, she started in eight games and played in 28 contests. Carvalhido finished second on the team in three-point field goals with 29 and averaged 20 minutes per game.

Before arriving at Oklahoma State, Carvalhido played two seasons at Hutchinson (Kansas) Community College and led her teams to a two-year record of 47-17. At HCC she was a two-time all-region selection and completed her career there as the school's career leader for three-point field goals with 203 and the eighth all-time leading scorer (779). She averaged 11 points, five assists, three rebounds and two steals per game as a sophomore at HCC. During her freshman season, Carvalhido averaged 14.5 points, four assists, three rebounds and two steals per game. Her 113 three-point field goals led the nation, and she was an All-Jayhawk Conference first team performer.

Carvalhido started her coaching career at Tulsa immediately after graduating from Oklahoma State in 2005 where she served as the video coordinator on the women's basketball coaching staff from 2005-07. From Tulsa, she moved on to Rice where she served as the director of basketball operations during the 2007-08 season.

Carvalhido was hired as the director of basketball operations on the LSU women's coaching staff in the spring of 2008 where she served in that position until joining the LSU men's basketball staff.

Carvalhido is a native of Osborne, Kan., where she was a four-year all-state athlete in basketball, tennis and track. She has the

distinction of being the all-time record holder in Kansas for wins in a season (43) and career wins (149) in singles tennis and is the only four-time undefeated state champion.

She received her bachelor's degree in education from Oklahoma State University in 2005 and an associate's degree in arts from Hutchinson Community College in 2003.

She is married to Joe Carvalhido, Vice President of Operations and Services of the Tiger Athletic Foundation. They are expecting their first child in November 2011.



## Support Staff



**McKenzie Nelson**  
Office Coordinator



**Lakayla Witherspoon**  
Student Secretary



**Darren Bahnsen**  
Head Manager



**Nathan Docter**  
Manager



**Chris Kwan**  
Manager



**Josh Priola**  
Manager



**Brandon Cobb**  
Student Trainer



## Ryan Filo

Basketball Strength and Conditioning Coordinator • First Season • Third at LSU

Wisconsin native Ryan Filo takes over the coordination of the LSU men's basketball strength and conditioning program for Coach Trent Johnson this season.

Filo is in his third year at LSU, having served as graduate assistant strength and conditioning coach since arriving at LSU in January 2009. As the leader of the men's basketball strength program, Filo designs and implements the off-season and in-season conditioning program in consultation with Coach Johnson. Filo has structured a program that includes power, strength, endurance, agility, plyometrics, speed and flexibility designed for each student-athlete in the program.

Since Jan. 2010, Filo has also served as strength and conditioning coach for the LSU women's soccer program. He also works with Director of Strength and Conditioning Coach Tommy Moffitt with the LSU football program, mentoring football graduate assistants and interns in aspects of all strength and conditioning duties.

Filo, a four-year letterman in football at the University of Wisconsin-La Crosse where he received a Bachelor of Science degree in recreation management in Dec. 2009. He was a member of the Dean's List and conference scholar-athlete in football. He is currently working on his Masters in Kinesiology which he hopes to complete in Dec. 2012.

Filo is a certified strength and conditioning specialist and member of the National Strength and Conditioning Association (NSCA).



## Zach Kendrick

Video Coordinator • First Season

Kendrick, a veteran of the men's basketball program, moves into a full-time position this year as video coordinator for the LSU coaching staff.

Kendrick, a native of Jena, La., served as Student Manager for the LSU basketball program beginning with the 2006-07 season first for Coach John Brady and later for Coach Trent Johnson's Tigers. He was named head student manager for the 2009-10 season. Among his duties was to hire, train and supervise the managerial staff and assisted with the planning and administration of the basketball camp at LSU.

After receiving his B.S. Degree in Sports Administration, he was named Graduate Assistant Manager and Film Exchange Coordinator for the Tigers. He helped prepare scout video and film breakdowns for the Tiger staff and players, helped maintain the recruiting database and assisted with the day-to-day operations of the program.

The 25-year-old Kendrick, who is currently 18 hours away from a Master's in Sports Management, will continue many of the same roles in his new position in addition to handling gear and equipment needs, and will oversee the manager program along with the coordination of summer basketball camps.

Kendrick was a three-year basketball letterman at Jena High School prior to coming to LSU, earning All-District honors in both his junior and senior season.



## Shawn Eddy

Head Basketball Trainer • Seventh Season • 16th year at LSU

trainer for two years. He was promoted to senior associate athletic trainer in 2005 and also oversees athletic training activities for the soccer and women's golf programs.

He also supervises the Dr. Martin J. Broussard Center for Athletic Training, LSU's state-of-the-art training facility attached to Tiger Stadium that serves all sports.

Eddy, 40, earned a bachelor's degree in exercise physiology in 1994 from the West Virginia University School of Medicine. He also earned a Master's degree from Vanderbilt in health promotion and education. He is a member of the National Athletic Trainers Association and Collegiate Athletic Trainers Society.

Shawn Eddy enters his seventh year as the head athletic trainer for the LSU men's basketball program in which he provides comprehensive medical care for the player.

Prior to joining the basketball program, he served nine years as the head baseball athletic trainer at Alex Box Stadium for the LSU Baseball Tigers.

This is Eddy's 16th season at LSU, arriving in July of 1996 from Vanderbilt where he worked as a graduate assistant athletic







A young LSU basketball team struggled to find their way at times during the 2010-11 season, but the young players were tested under fire and the good news for the LSU program is that the year of experience will be a major plus factor in potential success for the 2011-12 season.

The team also traveled to Italy in the spring for a six-game tour in preparation for the upcoming campaign. This allowed redshirt Justin Hamilton to experience game competition again and allowed the Tigers a chance to try some new offensive sets against physical, foreign competition.

***Here are some of the highlight players and moments of the 2010-11 season:***

### **RALSTON TURNER**

Turner lost five games in SEC play because of an injury suffered late in the Jan. 2 Virginia game, but the freshman from Muscle Shoals, Ala., showed all-year long why he was a highly-valued recruit by the LSU coaching staff. Despite losing those five games, he impressed the SEC Coaches and was named to the 2011 All-SEC Freshman team.

He led the Tigers in scoring at 12.3 points per game overall in 27 games and a team best 11.5 points in the 11 SEC games he played in.

Turner posted double figures in 18 games with three over 20 points (21 vs. Northwestern State, 23 vs. McNeese, 21 vs. Wichita State). Turner was second in the team in treys with 48 and hit 70.3 percent from the free throw line.



## 2010-11 LEADERS

### SCORING AVERAGE

Ralston Turner	12.3
Andre Stringer	11.2
Storm Warren	7.7
Malcolm White	7.6
Aaron Dotson	6.8

### 3 PT FG MADE

Andre Stringer	57
Ralston Turner	48
Matt Derenbecker	36
Aaron Dotson	21
Garrett Green	5

### BLOCKS

Malcolm White	36
Storm Warren	34
Garrett Green	12
Aaron Dotson	7
Ralston Turner	4
Andre Stringer	4

### 3 PT FG PERCENTAGE

Aaron Dotson	37.5
Matt Derenbecker	33.6
Ralston Turner	32.2
Andre Stringer	29.5
Eddie Ludwig	28.6

### REBOUND AVERAGE

Storm Warren	5.7
Malcolm White	5.1
Garrett Green	5.1
Eddie Ludwig	3.1
Ralston Turner	2.6

### FREE THROWS MADE

Andre Stringer	98
Aaron Dotson	73
Ralston Turner	64
Malcolm White	59
Eddie Ludwig	50

### STEALS

Storm Warren	38
Andre Stringer	34
Matt Derenbecker	24
Eddie Ludwig	22
Garrett Green	19
Chris Bass	19

### FT PERCENTAGE

Andre Stringer	77.2
Eddie Ludwig	75.8
Ralston Turner	70.3
Aaron Dotson	70.2
Matt Derenbecker	70.0

### FIELD GOALS MADE

Ralston Turner	110
Storm Warren	103
Andre Stringer	101
Malcolm White	92
Garrett Green	82

### ASSISTS

Andre Stringer	85
Chris Bass	78
Aaron Dotson	47
Ralston Turner	43
Matt Derenbecker	41

### FG PERCENTAGE

Storm Warren	49.5
Malcolm White	45.5
Garrett Green	44.8
Eddie Ludwig	44.2
Aaron Dotson	39.6

## ANDRE STRINGER

Stringer's freshman year was primarily spent in the point guard position, but he also in various outings was a shooting threat for LSU, finishing second in point average with an 11.2 average for 32 games.

The native of Jackson, Miss., started 30 of the 32 games and made 57 three-pointers to lead the team (many from long distance) and made 77.2 percent of his free throw attempts (98-of-127).

## SHOOTING THE TREY

LSU had just one game making double figures from the arc in 2010 and shot just 28 percent for the season, but was able to improve those figures in 2011, hitting double figures from three-point range on three occasions, while upping the percentage to 31.2 percent. LSU made 34 more treys for the year compared to 2010. Andre Stringer hit 57 treys, Ralston Turner 48 and Matt Derenbecker 36.

## WINS ON THE ROAD

LSU was able to get two of its league wins and three wins overall on the road in 2011 ... At South Alabama, the Tigers hit 12 three-pointers in an 80-65 win over South Alabama, and opened up league play with a dominant first half at Auburn's new arena in which LSU outscored the Auburn Tigers, 32-6, in the opening 20 minutes en route to a 62-55 victory.

LSU also surprised the team that would ultimately win the Western Division, Mississippi State, with an 84-82 win in Starkville. In the win, LSU got 34 points off its bench and had five players score in double figures.

## LSU 2010-11 SEASON HONORS

### Ralston Turner

All-SEC Freshman Team

### Eddie Ludwig

SEC Academic Honor Roll





## Game 1 - LSU 87, Northwestern State 78

11/12/10 7 p.m. at Maravich Center (Baton Rouge, LA)

NW ST	FG-A	3FG-A	FT-A	REB	PF	TP	A	TO	BLK	S	MIN
HULBIN, JAMES F	0-4	0-2	5-4	0	0	0	0	3	1	0	8
EVANS, O.J. C	0-3	0-0	0-0	3	0	0	0	0	0	2	8
DAVIS, SHAMIR G	1-3	0-1	0-0	1	4	2	0	4	0	0	13
ELLIS, LOUIS G	1-5	0-2	2-2	4	1	4	1	2	0	1	16
CLARK, CHARLES G	0-1	0-0	0-0	1	1	0	1	0	0	0	9
KNIGHT, DOMINIC	1-6	0-1	0-0	1	2	2	1	0	0	1	12
WASHINGTON, T.	1-1	0-0	0-0	1	2	0	0	0	0	0	3
MCCONATHY, L.	0-0	0-0	0-0	0	2	0	2	0	0	0	13
ROBINSON, PATRICK	0-1	0-1	0-0	0	0	0	0	0	0	0	3
BAKER, DEVON	6-14	3-7	1-2	2	4	16	1	0	0	3	32
PRATT, WILL	10-20	1-8	8-12	5	4	29	1	5	0	5	30
MOSLEY, WILLIAM	4-5	0-0	2-9	9	4	10	0	1	2	2	30
STEWART, GARY	5-7	3-4	0-0	2	2	13	1	2	0	0	23
<b>TEAM</b>	<b>6</b>										
<b>TOTALS</b>	<b>29-70</b>	<b>7-26</b>	<b>13-27</b>	<b>36</b>	<b>32</b>	<b>78</b>	<b>8</b>	<b>17</b>	<b>3</b>	<b>14</b>	<b>200</b>
FG%	1ST HALF: 15-30 50.0%	2ND HALF: 14-40 35.0%	GAME: 29-70 41.4%		DB						
3FG%	1ST HALF: 4-11 36.4%	2ND HALF: 3-15 20.0%	GAME: 7-26 26.9%		REB						
FT%	1ST HALF: 7-9 77.8%	2ND HALF: 6-18 33.3%	GAME: 13-27 48.1%		7						

LSU	FG-A	3FG-A	FT-A	REB	PF	TP	A	TO	BLK	S	MIN
WHITE, MALCOLM F	3-8	0-0	6-11	4	4	12	0	4	3	0	34
WARREN, STORM F	2-2	0-0	0-0	4	4	4	2	0	0	1	17
BASS, CHRIS G	1-1	0-0	2-4	2	2	4	2	5	0	5	18
TURNER, RALSON G	6-12	3-6	6-9	5	2	21	2	2	0	2	38
DOTSON, AARON G	5-5	0-0	7-8	3	4	17	0	1	1	2	27
GREEN, GARRETT	1-1	0-0	0-0	6	2	2	0	1	0	0	11
STRINGER, ANDRE	5-10	4-9	7-10	3	4	21	5	6	0	0	25
LUDWIG, EDDIE	0-0	0-0	4-4	3	5	4	0	2	0	3	18
COURTNEY, JALEN	1-1	0-0	0-0	0	2	0	0	0	0	0	3
DERENBECKER, MATT	0-0	0-0	0-0	0	2	0	0	2	0	0	6
POPULIST, DARON	0-0	0-0	0-0	0	1	0	2	0	0	0	3
<b>TEAM</b>	<b>3</b>										
<b>TOTALS</b>	<b>24-40</b>	<b>7-15</b>	<b>32-46</b>	<b>33</b>	<b>30</b>	<b>87</b>	<b>13</b>	<b>25</b>	<b>4</b>	<b>13</b>	<b>200</b>
FG%	1ST HALF: 13-22 59.1%	2ND HALF: 11-18 61.1%	GAME: 24-40 60.0%		DB						
3FG%	1ST HALF: 4-10 40.0%	2ND HALF: 3-5 60.0%	GAME: 7-15 46.7%		REB						
FT%	1ST HALF: 13-22 59.1%	2ND HALF: 19-24 79.2%	GAME: 32-46 69.6%		9						

OFFICIALS: TONY GREENE, BERT SMITH, CARLOS GONZALEZ  
ATTENDANCE: 7842

SCORE BY PERIODS	1ST	2ND	TOTAL
NORTHWESTERN STATE	41	37	78
LSU	43	44	87

## Game 2 - Nicholls 62, LSU 53

11/16/10 7 p.m. at Maravich Center (Baton Rouge, LA)

NICHOLLS	FG-A	3FG-A	FT-A	REB	PF	TP	A	TO	BLK	S	MIN
BOSE, ANATOLY F	8-20	2-5	10-13	5	1	28	2	1	0	0	35
MARTIN, BEN G	0-4	0-4	2-3	3	4	2	1	0	0	2	27
FRANKLIN, KENNY G	3-6	2-4	0-1	2	1	8	3	0	1	0	33
HUNTER, FRED G	7-16	2-5	2-4	7	4	18	1	4	0	6	32
CARTER, KELLAN G	0-3	0-0	1-2	3	2	1	0	1	0	3	28
THOMAS, DANTRELL	0-2	0-0	0-0	2	3	0	0	0	0	0	14
HAMMOND, BRYAN	1-2	0-1	0-0	3	1	2	0	1	0	0	12
MOORE, ELDRIDGE	0-0	0-0	3-4	2	2	3	0	1	1	0	15
TALKINGTON, CHRIS	0-0	0-0	0-0	0	1	0	0	0	0	0	4
ROETHLE, ANDY	0-0	0-0	0-0	0	0	0	0	0	0	0	0+
<b>TEAM</b>	<b>6</b>										
<b>TOTALS</b>	<b>19-53</b>	<b>6-19</b>	<b>18-27</b>	<b>33</b>	<b>19</b>	<b>62</b>	<b>7</b>	<b>8</b>	<b>2</b>	<b>12</b>	<b>200</b>
FG%	1ST HALF: 7-24 29.2%	2ND HALF: 12-29 41.4%	GAME: 19-53 35.8%		DB						
3FG%	1ST HALF: 3-7 42.9%	2ND HALF: 3-12 25.0%	GAME: 6-19 31.6%		REB						
FT%	1ST HALF: 4-7 57.1%	2ND HALF: 14-20 70.0%	GAME: 18-27 66.7%		3						

LSU	FG-A	3FG-A	FT-A	REB	PF	TP	A	TO	BLK	S	MIN
WHITE, MALCOLM F	1-1	0-0	0-0	2	3	2	0	3	1	0	10
WARREN, STORM F	3-7	0-0	2-3	14	2	8	1	2	1	3	36
BASS, CHRIS G	0-0	0-0	0-2	2	0	0	0	1	0	0	10
TURNER, RALSON G	1-6	0-2	4-4	2	6	2	1	0	0	0	30
DOTSON, AARON G	1-2	0-1	3-4	2	4	5	1	4	2	0	21
GREEN, GARRETT	0-1	0-0	0-2	4	1	0	1	0	0	0	5
STRINGER, ANDRE	4-13	3-8	3-3	2	0	14	3	0	0	0	31
LUDWIG, EDDIE	1-2	0-0	2-2	2	3	4	0	2	0	0	22
DERENBECKER, MATT	5-10	3-7	1-1	6	3	14	0	2	0	0	28
POPULIST, DARON	0-1	0-0	0-0	0	4	0	0	3	0	0	7
<b>TEAM</b>	<b>1</b>										
<b>TOTALS</b>	<b>16-43</b>	<b>6-18</b>	<b>15-21</b>	<b>37</b>	<b>22</b>	<b>53</b>	<b>8</b>	<b>18</b>	<b>4</b>	<b>3</b>	<b>200</b>
FG%	1ST HALF: 9-21 42.9%	2ND HALF: 7-22 31.8%	GAME: 16-43 37.2%		DB						
3FG%	1ST HALF: 2-7 28.6%	2ND HALF: 4-11 36.4%	GAME: 6-18 33.3%		REB						
FT%	1ST HALF: 5-5 100.0%	2ND HALF: 10-16 62.5%	GAME: 5-21 71.4%		3						

OFFICIALS: TED VALENTINE, DOUG SHOWS, JOHN HEATLY  
TECHNICAL FOULS: NICHOLLS -- NONE. LSU -- NONE.  
ATTENDANCE: 6913

SCORE BY PERIODS	1ST	2ND	TOTAL
NICHOLLS STATE	21	41	62
LSU	25	28	53

## Game 3 - LSU 79, UT-Martin 56

11/18/10 7 p.m. at Maravich Center (Baton Rouge, LA)

UT-MARTIN	FG-A	3FG-A	FT-A	REB	PF	TP	A	TO	BLK	S	MIN
SIMMONS, BENZOR F	1-6	0-2	2-2	3	0	4	1	4	0	1	25
SPENCER, RON C	0-2	0-0	0-2	4	2	0	0	0	2	0	12
RICHARDSON, CHRIS G	3-9	1-4	0-1	3	3	7	1	5	0	0	23
LIABO, MIKE G	3-8	1-5	2-2	1	2	9	2	0	0	1	20
CLAYTON, REUBEN G	7-14	2-3	3-3	4	3	19	0	1	0	1	19
SMITH, TERRENCE	3-10	0-2	3-4	4	2	9	0	1	0	2	25
MINOR, OMARI	1-1	0-0	3-4	2	2	5	0	1	0	0	17
KING, TROY	1-5	0-2	0-0	2	2	2	0	1	0	1	15
IRARRAZABAL, A.	0-2	0-0	0-0	1	0	0	0	0	0	0	16
SMITH, DANE	0-3	0-0	1-4	2	1	1	0	1	0	1	16
MOPU, PIERRE	0-0	0-0	0-0	0	3	0	0	0	0	1	12
<b>TEAM</b>	<b>6</b>										
<b>TOTALS</b>	<b>19-60</b>	<b>4-18</b>	<b>14-22</b>	<b>32</b>	<b>23</b>	<b>56</b>	<b>4</b>	<b>14</b>	<b>2</b>	<b>8</b>	<b>200</b>
FG%	1ST HALF: 7-22 31.8%	2ND HALF: 2-38 31.6%	GAME: 19-60 31.7%		DB						
3FG%	1ST HALF: 1-8 12.5%	2ND HALF: 3-10 30.0%	GAME: 4-18 22.2%		REB						
FT%	1ST HALF: 4-8 50.0%	2ND HALF: 10-14 71.4%	GAME: 14-22 63.6%		3						

LSU	FG-A	3FG-A	FT-A	REB	PF	TP	A	TO	BLK	S	MIN
WHITE, MALCOLM F	5-13	0-0	2-4	15	2	12	2	3	3	0	31
WARREN, STORM F	6-9	0-0	0-0	11	3	12	0	2	2	2	27
STRINGER, ANDRE G	3-12	1-7	8-9	2	2	15	1	2	0	3	32
TURNER, RALSON G	4-10	2-5	0-0	1	0	10	0	3	0	1	27
DOTSON, AARON G	4-8	0-1	5-6	6	3	13	2	3	0	0	19
GREEN, GARRETT	1-2	0-0	1-2	3	1	3	0	1	0	1	5
BASS, CHRIS	2-3	0-0	0-0	3	3	4	5	0	0	0	16
LUDWIG, EDDIE	0-0	0-0	5-6	1	2	5	0	0	0	0	12
COURTNEY, JALEN	0-1	0-0	1-2	1	1	1	0	0	0	0	4
DERENBECKER, MATT	1-3	0-2	0-0	2	1	2	0	1	0	0	19
POPULIST, DARON	1-1	0-0	0-0	2	2	2	1	0	0	0	8
<b>TEAM</b>	<b>5</b>										
<b>TOTALS</b>	<b>27-62</b>	<b>3-15</b>	<b>22-29</b>	<b>52</b>	<b>20</b>	<b>79</b>	<b>11</b>	<b>15</b>	<b>5</b>	<b>7</b>	<b>200</b>
FG%	1ST HALF: 13-32 40.6%	2ND HALF: 4-30 46.7%	GAME: 27-62 43.5%		DB						
3FG%	1ST HALF: 2-10 20.0%	2ND HALF: 1-5 20.0%	GAME: 3-15 20.0%		REB						
FT%	1ST HALF: 8-10 80.0%	2ND HALF: 14-19 73.7%	GAME: 22-29 75.9%		4						

OFFICIALS: J. B. CALDWELL, BRIAN SHEY, CHUCK JONES  
TECHNICAL FOULS: UTM -- NONE. LSU -- NONE.  
ATTENDANCE: 6607

SCORE BY PERIODS	1ST	2ND	TOTAL
UT-MARTIN	19	37	56
LSU	36	43	79

## Game 4 - Memphis 70, LSU 61

11/21/10 4 p.m. at BancorpSouth Arena (Tupelo, MS)

MEMPHIS	FG-A	3FG-A	FT-A	REB	PF	TP	A	TO	BLK	S	MIN
WHITE, MALCOLM F	1-4	0-0	3-4	4	5	5	0	1	1	0	17
WARREN, STORM F	1-6	0-0	0-0	3	5	2	0	0	0	2	14
STRINGER, ANDRE G	2-6	1-3	8-11	2	3	13	2	3	0	1	31
TURNER, RALSON G	3-10	2-5	3-4	2	2	11	1	2	1	0	26
DOTSON, AARON G	3-7	2-2	4-7	4	2	12	4	4	0	2	37
GREEN, GARRETT	4-7	0-0	0-1	4	5	8	0	0	1	1	13
BASS, CHRIS	0-1	0-0	0								

## Game 7 - LSU 73, Houston 57 11/30/10 7 p.m. at Maravich Center (Baton Rouge, LA)

HOUSTON	FG-A	3FG-A	FT-A	REB	PF	TP	A	TO	BLK	S	MIN
MCNEIL, MAURICE F	3-9	0-0	3-7	8	1	9	0	3	0	0	23
VAN SLYKE, KIRK F	4-8	1-1	0-0	3	1	9	0	1	0	0	27
NIXON, ZAMAL G	2-6	0-3	0-0	1	3	4	1	5	0	3	26
THIBODEAUX, D. G	1-7	0-3	0-0	1	5	2	1	1	1	1	23
BROWN, ADAM G	6-11	3-5	0-0	1	15	3	2	0	0	0	38
MCCLEAN, MIKHAIL	1-2	0-0	0-0	1	2	0	0	0	0	0	6
HAYWOOD, NICK	1-3	1-3	0-0	1	2	3	0	2	0	1	13
JOHNSON, TRUMAINE	1-3	1-1	0-0	0	2	3	1	3	0	0	20
WASHINGTON, K.	4-9	0-0	2-5	6	4	10	0	2	1	1	24

TEAM	FG-A	3FG-A	FT-A	REB	PF	TP	A	TO	BLK	S	MIN
TOTALS	23-58	6-16	5-12	32	20	57	6	19	3	6	200

FG%	1ST HALF: 2-30 40.0%	2ND HALF: 11-28 39.3%	GAME: 23-58 39.7%	DB
3FG%	1ST HALF: 2-9 22.2%	2ND HALF: 4-7 57.1%	GAME: 6-16 37.5%	REB
FT%	1ST HALF: 2-5 40.0%	2ND HALF: 3-7 42.9%	GAME: 5-12 41.7%	6

LSU	FG-A	3FG-A	FT-A	REB	PF	TP	A	TO	BLK	S	MIN
WHITE, MALCOLM F	4-7	0-0	1-2	2	4	9	0	0	0	1	23
WARREN, STORM F	6-10	0-0	0-0	11	3	12	0	2	4	3	33
STRINGER, ANDRE G	1-6	0-4	11-12	3	3	13	3	4	0	3	24
TURNER, RALSTON G	6-10	2-5	1-2	3	0	15	5	6	0	0	34
DOTSON, AARON G	3-6	2-2	0-0	3	8	2	0	1	0	0	31
GREEN, GARRETT	1-6	0-1	2-4	5	2	4	0	2	0	1	14
BASS, CHRIS	1-1	0-0	0-0	1	2	4	1	0	0	0	20
LUDWIG, EDDIE	2-2	0-0	1-1	3	0	5	0	0	0	2	10
DERENBECKER, MATT	2-4	1-2	0-0	0	5	0	1	0	0	0	11

TEAM	FG-A	3FG-A	FT-A	REB	PF	TP	A	TO	BLK	S	MIN
TOTALS	26-52	5-14	16-21	35	16	73	14	17	5	10	200

FG%	1ST HALF: 17-30 56.7%	2ND HALF: 9-22 40.9%	GAME: 26-52 50.0%	DB
3FG%	1ST HALF: 3-8 37.5%	2ND HALF: 2-6 33.3%	GAME: 5-14 35.7%	REB
FT%	1ST HALF: 1-3 33.3%	2ND HALF: 15-18 83.3%	GAME: 15-18 76.2%	3

OFFICIALS: MIKE STEWART, LEE CASSELL, GLEN TUITT  
TECHNICAL FOULS: HOUSTON -- NONE. LSU -- NONE.  
ATTENDANCE: 6688

SCORE BY PERIODS	1ST	2ND	TOTAL
HOUSTON	28	29	57
LSU	38	35	73

## Game 8 - LSU 59, Central Michigan 55 12/11/10 7 p.m. at Maravich Center (Baton Rouge, LA)

CMU	FG-A	3FG-A	FT-A	REB	PF	TP	A	TO	BLK	S	MIN
MCCURE, WILLIAMS F	1-2	0-0	2-2	5	4	4	0	1	0	0	18
ZEIGLER, TROY G	7-17	1-1	3-4	6	3	18	1	2	0	3	36
RASHID, AMIR G	1-6	0-2	1-2	4	3	3	0	3	0	4	35
WEARY, ANTONIO G	0-2	0-2	0-0	1	3	0	1	2	0	2	26
THOMAS, JAIN G	4-9	2-3	11-12	7	1	21	0	2	0	0	34
CRAODOCK, FINIS	0-0	0-0	0-0	1	0	0	0	0	0	0	8
COIMBRA, ANDRE	2-4	0-0	1-1	2	4	4	0	3	0	0	19
JACKSON, DEREK	2-6	0-2	1-2	0	5	0	0	0	0	0	15
VOSS, COLIN	0-2	0-0	0-0	2	0	0	0	2	0	0	6
HARDEN, JEVON	0-0	0-0	0-0	0	0	0	0	1	2	0	3

TEAM	FG-A	3FG-A	FT-A	REB	PF	TP	A	TO	BLK	S	MIN
TOTALS	17-48	3-10	18-23	29	18	55	2	16	2	9	200

FG%	1ST HALF: 6-22 27.3%	2ND HALF: 11-2 42.3%	GAME: 17-48 35.4%	DB
3FG%	1ST HALF: 2-6 33.3%	2ND HALF: 1-4 25.0%	GAME: 3-10 30.0%	REB
FT%	1ST HALF: 7-8 87.5%	2ND HALF: 11-15 73.3%	GAME: 18-23 78.3%	2

LSU	FG-A	3FG-A	FT-A	REB	PF	TP	A	TO	BLK	S	MIN
WHITE, MALCOLM F	5-11	0-0	2-4	4	2	12	0	2	2	0	30
WARREN, STORM F	4-7	0-0	0-0	4	2	8	0	1	1	0	29
STRINGER, ANDRE G	1-6	0-2	6-6	1	3	8	0	6	0	1	21
TURNER, RALSTON G	3-4	3-4	0-2	7	3	9	4	1	0	1	38
DOTSON, AARON G	2-4	0-1	5-6	0	3	9	2	2	0	1	34
GREEN, GARRETT	1-1	0-0	0-0	3	0	2	0	0	0	0	6
BASS, CHRIS	2-5	0-0	2-2	4	0	6	4	3	0	1	17
LUDWIG, EDDIE	1-3	0-0	1-2	2	2	3	0	1	0	0	8
HARRIS, DENNIS	1-1	0-0	0-0	0	2	0	1	1	2	6	
DERENBECKER, MATT	0-0	0-0	0-0	0	2	0	1	1	0	0	7
POPULIST, DARON	0-0	0-0	0-0	0	0	0	1	0	0	0	4

TEAM	FG-A	3FG-A	FT-A	REB	PF	TP	A	TO	BLK	S	MIN
TOTALS	20-42	3-7	16-22	30	17	59	12	17	4	8	200

FG%	1ST HALF: 10-26 38.5%	2ND HALF: 10-16 62.5%	GAME: 20-42 47.6%	DB
3FG%	1ST HALF: 1-2 50.0%	2ND HALF: 2-5 40.0%	GAME: 3-7 42.9%	REB
FT%	1ST HALF: 2-3 66.7%	2ND HALF: 14-19 73.7%	GAME: 16-22 72.7%	3

OFFICIALS: JOE LINDSAY, GARY MAXWELL, TIM GATTS  
TECHNICAL FOULS: CENTRAL MICHIGAN -- NONE. LSU -- NONE.  
ATTENDANCE: 6898

SCORE BY PERIODS	1ST	2ND	TOTAL
CENTRAL MICHIGAN	21	34	55
LSU	23	36	59

## Game 9 - Coastal Carolina 78, LSU 69 (ot) 12/13/10 7 p.m. at Maravich Center (Baton Rouge, LA)

COASTAL	FG-A	3FG-A	FT-A	REB	PF	TP	A	TO	BLK	S	MIN
MCLAURIN, SAM F	1-2	0-0	0-0	7	4	2	1	3	0	2	20
GRAY, CHAD F	7-12	4-5	4-6	7	1	22	0	4	2	1	37
NIEMAN, DANNY G	1-5	0-1	6-6	2	8	4	1	0	1	0	37
HOLLOWAY, D. G	8-17	0-3	2-2	7	3	18	0	5	0	2	39
GREENWOOD, K. G	1-3	0-1	1-4	2	0	3	1	1	0	0	19

CRAWFORD, BRANDON	1-2	0-0	0-0	2	3	2	0	1	1	0	15
RAFFA, ANTHONY	2-6	1-4	4-4	2	3	9	1	0	0	2	34
HOLMES, MIKE	6-13	0-0	2-4	10	2	14	0	1	2	0	24

TEAM	FG-A	3FG-A	FT-A	REB	PF	TP	A	TO	BLK	S	MIN
TOTALS	27-60	5-14	19-26	45	18	76	7	16	5	8	225

FG%	1ST HALF: 12-29 41.4%	2ND HALF: 11-25 44.0%	OT: 4-6 66.7%	GAME: 45.0%	DB
3FG%	1ST HALF: 1-4 25.0%	2ND HALF: 2-7 28.6%	OT: 2-3 66.7%	GAME: 35.7%	REB
FT%	1ST HALF: 5-10 50.0%	2ND HALF: 10-12 83.3%	OT: 4-4 100.0%	GAME: 73.1%	3

LSU	FG-A	3FG-A	FT-A	REB	PF	TP	A	TO	BLK	S	MIN
WHITE, MALCOLM F	2-3	0-0	1-4	3	4	5	0	1	0	0	19
WARREN, STORM F	4-6	0-0	0-0	5	3	8	0	3	0	1	22
STRINGER, ANDRE G	6-15	4-8	0-0	2	3	16	5	2	0	2	33
TURNER, RALSTON G	5-16	1-9	4-4	6	4	15	1	3	0	1	35
DOTSON, AARON G	2-8	1-3	4-6	5	2	9	3	5	1	0	37
GREEN, GARRETT	4-6	0-0	1-3	4	1	9	0	2	0	0	20
BASS, CHRIS	2-2	0-0	0-0	2	4	1	1	0	0	0	14
LUDWIG, EDDIE	0-0	0-0	0-0	1	0	0	0	0	0	0	11
COURTNEY, JALEN	0-0	0-0	0-0	0	0	0	0	0	0	0	1
HARRIS, DENNIS	0-2	0-0	0-0	3	2	0	0	1	1	0	15
DERENBECKER, MATT	1-6	1-2	0-0	1	2	3	3	0	0	0	18

TEAM	FG-A	3FG-A	FT-A	REB	PF	TP	A	TO	BLK	S	MIN
TOTALS	26-64	7-22	10-17	35	23	69	13	16	4	5	225

FG%	1ST HALF: 14-25 56.0%	2ND HALF: 10-31 32.3%	OT: 2-8 25.0%	GAME: 40.6%	DB
3FG%	1ST HALF: 2-6 33.3%	2ND HALF: 4-11 6.4%	OT: 1-5 20.0%	GAME: 31.8%	REB
FT%	1ST HALF: 5-7 71.4%	2ND HALF: 5-8 62.5%	OT: 0-2 0.0%	GAME: 58.8%	2

OFFICIALS: TONY GREENE, ANTHONY JORDAN, MIKE NANC  
TECHNICAL FOULS: COASTAL -- NONE. LSU -- NONE.  
ATTENDANCE: 6425

SCORE BY PERIODS	1ST	2ND	OT	TOTAL
COASTAL CAROLINA	30	34	14	78
LSU	35	29	5	69

## Game 10 - LSU 78, McNeese 66 (ot) 12/16/10 7 p.m. at Maravich Center (Baton Rouge, LA)

MCNEESE	FG-A	3FG-A	FT-A	REB	PF	TP	A	TO	BLK	S	MIN
RICHARD, PATRICK F	3-9	0-2	0-0	5	3	6	0	1	0	1	28
ALAWOYA, P. J. F	4-6	0-0	2-4	11	2	10	0	2	0	3	36
RICHARD, DANIEL F	0-2	0-0	0-0	1	3	0	1	2	0	1	14
KAPELAN, DIEGO G	1-13	1-10	5-6	2	3	8	2	0	0	0	27
COLLINS, CURRY G	6-10	2-3	1-2	3	0	15	2	0	0	1	43
MITCHELL, JEREMIE	0-1	0-1	0-0	0	0	0	0	1	0	0	4
CANNON, DONTAE	0-1	0-0	0-0	0	2	0	0	1	0	0	



LSU	FG-A	3FG-A	FT-A	REB	PF	TP	A	TO	BLK	S	MIN
GREEN, GARRETT F	1-6	0-0	1-2	4	3	3	0	2	1	0	15
WARREN, STORM F	2-6	0-0	1-1	6	2	5	3	1	1	0	27
STRINGER, ANDRE G	2-11	2-8	0-0	5	1	6	4	1	0	0	32
TURNER, RALSTON G	6-14	3-9	0-0	2	0	15	1	2	1	1	26
DOTSON, AARON G	1-3	0-0	4-4	4	2	6	3	0	0	0	12
BASS, CHRIS	0-1	0-0	0-0	2	0	0	2	3	0	1	15
WHITE, MALCOLM	7-11	0-0	2-4	11	2	16	0	2	3	0	24
LUDWIG, EDDIE	1-3	0-0	0-1	4	1	2	0	0	0	1	9
COURTNEY, JALEN	0-0	0-0	1-2	1	0	1	0	0	0	0	5
DERENBECKER, MATT	3-7	2-4	0-0	2	2	8	3	0	0	1	24
POPULIST, DARON	0-0	0-0	0-0	0	0	0	0	0	0	0	3
<b>TEAM</b>	<b>4</b>										
<b>TOTALS</b>	<b>23-62</b>	<b>7-21</b>	<b>9-14</b>	<b>45</b>	<b>13</b>	<b>62</b>	<b>16</b>	<b>11</b>	<b>6</b>	<b>8</b>	<b>200</b>

FG%	1ST HALF: 10-33 30.3%	2ND HALF: 13-29 44.8%	GAME: 23-62 37.1%	DB
3FG%	1ST HALF: 3-12 25.0%	2ND HALF: 4-9 44.4%	GAME: 7-21 33.3%	REB
FT%	1ST HALF: 5-9 55.6%	2ND HALF: 4-5 80.0%	GAME: 9-14 64.3%	2

OFFICIALS: TOM EADES, RICK HARTZELL, ROGER AYERS  
 TECHNICAL FOULS: SOUTHERN -- NONE. LSU -- NONE.  
 ATTENDANCE: 6739

SCORE BY PERIODS	1ST	2ND	TOTAL
SOUTHERN	12	29	41
LSU	28	34	62

## Game 14 - Rice 74, LSU 68 12/29/10 7 p.m. at Tudor Fieldhouse (Houston, Texas)

LSU	FG-A	3FG-A	FT-A	REB	PF	TP	A	TO	BLK	S	MIN
WHITE, MALCOLM F	1-4	0-0	0-0	4	5	2	1	0	0	0	13
GREEN, GARRETT F	2-5	0-0	0-0	3	3	4	0	0	0	0	12
STRINGER, ANDRE G	5-12	4-8	5-8	0	5	19	4	2	0	2	27
TURNER, RALSON G	4-18	4-12	2-5	2	4	14	1	1	0	1	30
DOTSON, AARON G	1-2	0-0	0-1	1	5	2	0	0	0	0	18
BASS, CHRIS	1-2	1-1	0-0	1	0	3	8	1	0	2	24
LUDWIG, EDDIE	0-0	0-0	0-0	4	5	0	0	1	0	2	13
COURTNEY, JALEN	0-1	0-0	0-0	2	0	0	1	0	0	0	8
DERENBECKER, MATT	5-9	3-6	4-5	3	2	17	0	1	0	0	23
WARREN, STORM	3-8	0-0	1-5	9	4	7	0	2	0	1	29
POPULIST, DARON	0-1	0-1	0-0	0	2	0	0	0	0	0	3
<b>TEAM</b>	<b>4</b>										
<b>TOTALS</b>	<b>22-62</b>	<b>12-28</b>	<b>12-24</b>	<b>31</b>	<b>37</b>	<b>68</b>	<b>14</b>	<b>11</b>	<b>0</b>	<b>9</b>	<b>200</b>

FG%	1ST HALF: 9-26 34.6%	2ND HALF: 13-36 36.1%	GAME: 22-62 35.5%	DB
3FG%	1ST HALF: 8-14 57.1%	2ND HALF: 4-14 28.6%	GAME: 12-28 42.9%	REB
FT%	1ST HALF: 0-5 00.0%	2ND HALF: 12-19 63.2%	GAME: 12-24 50.0%	6

RICE	FG-A	3FG-A	FT-A	REB	PF	TP	A	TO	BLK	S	MIN
KAZEMI, ARSALAN F	4-6	0-0	11-17	17	3	19	1	1	1	2	31
KUIPERS, LUCAS F	4-7	1-3	0-0	3	3	9	1	1	0	0	27
ABRAHAM, TREVAN G	2-2	0-0	1-2	1	4	5	0	1	0	0	12
JACKSON, TAMIR G	4-5	0-0	8-13	2	16	4	5	0	1	1	34
PLUEGER, CORY G	2-4	1-3	0-1	1	0	5	3	2	0	1	34
SCHWARZE, NATE	0-0	0-0	0-0	0	0	0	1	0	0	0	6
FRIZZELLE, CONNOR	2-11	0-3	9-10	3	2	13	0	1	0	0	23
BRAIMOH, SULEIMAN	2-2	0-0	1-2	4	3	5	0	0	0	0	14
BEASLEY, BRYAN	0-0	0-0	2-2	2	2	2	0	1	1	1	9
STANTON, TREY	0-1	0-1	0-0	3	1	0	0	2	1	0	10
<b>TEAM</b>	<b>2</b>										
<b>TOTALS</b>	<b>20-38</b>	<b>2-10</b>	<b>32-47</b>	<b>39</b>	<b>20</b>	<b>74</b>	<b>10</b>	<b>14</b>	<b>3</b>	<b>5</b>	<b>200</b>

FG%	1ST HALF: 9-19 47.4%	2ND HALF: 11-29 37.9%	GAME: 20-38 52.6%	DB
3FG%	1ST HALF: 1-4 25.0%	2ND HALF: 1-6 16.7%	GAME: 2-10 20.0%	REB
FT%	1ST HALF: 12-21 57.1%	2ND HALF: 20-26 76.9%	GAME: 32-47 68.1%	9

OFFICIALS: GARY MAXWELL, JAMES BREEDING, BRENT MEAXU  
 TECHNICAL FOULS: RICE -- NONE. LSU -- RALSTON.  
 ATTENDANCE: 3358

SCORE BY PERIODS	1ST	2ND	TOTAL
LSU	26	42	68
RICE	31	43	74

## Game 15 - Virginia 64, LSU 50 1/2/11 5:30 p.m. at John Paul Jones Arena (Charlottesville, Va.)

LSU	FG-A	3FG-A	FT-A	REB	PF	TP	A	TO	BLK	S	MIN
WHITE, MALCOLM F	3-9	0-0	5-5	6	3	11	1	2	0	0	33
LUDWIG, EDDIE F	0-1	0-0	1-2	4	0	1	1	0	0	0	18
STRINGER, ANDRE G	2-6	1-3	1-2	0	6	1	2	0	1	1	35
TURNER, RALSON G	5-13	1-5	0-2	5	4	11	1	2	1	1	30
DOTSON, AARON G	1-7	1-2	4-4	4	3	7	1	1	1	1	27
BASS, CHRIS	1-5	0-2	0-0	3	2	2	2	0	0	0	22
GREEN, GARRETT	6-9	0-1	0-2	5	2	12	0	3	1	1	27
COURTNEY, JALEN	0-0	0-0	0-0	0	0	0	0	0	0	0	1
DERENBECKER, MATT	0-1	0-0	0-0	0	1	0	0	0	0	0	6
POPULIST, DARON	0-0	0-0	0-0	0	0	0	0	0	0	0	1
<b>TEAM</b>	<b>3</b>										
<b>TOTALS</b>	<b>18-51</b>	<b>3-13</b>	<b>11-17</b>	<b>32</b>	<b>15</b>	<b>50</b>	<b>7</b>	<b>12</b>	<b>3</b>	<b>3</b>	<b>200</b>

FG%	1ST HALF: 10-25 40.0%	2ND HALF: 8-26 30.8%	GAME: 18-51 35.3%	DB
3FG%	1ST HALF: 0-4 0.0%	2ND HALF: 3-9 33.3%	GAME: 3-13 23.1%	REB
FT%	1ST HALF: 2-6 33.3%	2ND HALF: 9-11 81.8%	GAME: 11-17 64.7%	4

VIRGINIA	FG-A	3FG-A	FT-A	REB	PF	TP	A	TO	BLK	S	MIN
SHERILL, WILL G	3-4	2-2	0-0	5	3	8	1	1	1	1	24
SENE, ASSANE C	0-0	0-0	0-0	6	4	0	0	2	1	1	19
EVANS, JONTEL G	4-7	0-1	0-0	4	1	8	6	0	0	3	32
HARRIS, JOE G	2-9	2-5	3-4	5	1	9	0	2	2	1	21
HARRELL, KT G	4-9	1-3	6-7	3	3	15	0	1	0	0	26
FARRAKHAN, M.	2-6	1-5	6-8	3	0	11	2	1	0	0	25

REGAN, WILL	2-8	0-1	0-0	4	0	4	0	1	2	0	19
ZGLINSKI, SAMMY	0-3	0-2	0-0	1	0	0	0	2	0	0	15
MITCHELL, AKIL	4-6	0-0	1-2	3	3	9	1	1	0	0	19
<b>TEAM</b>	<b>2</b>										
<b>TOTALS</b>	<b>21-52</b>	<b>6-19</b>	<b>16-21</b>	<b>36</b>	<b>15</b>	<b>64</b>	<b>10</b>	<b>11</b>	<b>6</b>	<b>6</b>	<b>200</b>

FG%	1ST HALF: 10-28 35.7%	2ND HALF: 1-24 45.8%	GAME: 21-52 40.4%	DB
3FG%	1ST HALF: 3-12 25.0%	2ND HALF: 3-7 42.9%	GAME: 6-19 31.6%	REB
FT%	1ST HALF: 3-4 75.0%	2ND HALF: 13-17 76.5%	GAME: 16-21 76.2%	3

OFFICIALS: JAMIE LUCKIE, ROGER AYERS, LES JONES  
 TECHNICAL FOULS: VIRGINIA -- NONE. LSU -- TEAM.  
 ATTENDANCE: 10049

SCORE BY PERIODS	1ST	2ND	TOTAL
LSU	22	28	50
VIRGINIA	26	38	64

## Game 16 - LSU 62, Auburn 55 1/8/11 5 p.m. at Auburn Arena (Auburn, Ala.)

LSU	FG-A	3FG-A	FT-A	REB	PF	TP	A	TO	BLK	S	MIN
WHITE, MALCOLM F	2-6	0-0	3-4	5	4	7	1	2	1	0	21
LUDWIG, EDDIE F	1-3	0-0	4-5	4	1	6	2	2	0	0	23
STRINGER, ANDRE G	3-13	2-11	1-3	2	0	9	3	1	0	2	37
DERENBECKER, M. G	6-12	3-7	0-0	8	2	15	3	2	0	1	39
DOTSON, AARON G	1-5	0-1	0-1	4	2	2	0	3	0	2	23
BASS, CHRIS	1-3	0-0	1-1	3	1	3	4	4	0	0	22
GREEN, GARRETT	9-11	0-0	0-0	5	3	18	1	3	1	1	28
WARREN, STORM	1-3	0-0	0-2	6	0	2	0	1	2	1	7
<b>TEAM</b>	<b>4</b>										
<b>TOTALS</b>	<b>24-56</b>	<b>5-19</b>	<b>9-16</b>	<b>41</b>	<b>13</b>	<b>62</b>	<b>14</b>	<b>18</b>	<b>4</b>	<b>9</b>	<b>200</b>

FG%	1ST HALF: 13-33 39.4%	2ND HALF: 11-23 47.8%	GAME: 24-56 42.9%	DB
3FG%	1ST HALF: 2-13 15.4%	2ND HALF: 3-6 50.0%	GAME: 5-19 26.3%	REB
FT%	1ST HALF: 4-6 66.7%	2ND HALF: 5-10 50.0%	GAME: 9-16 56.3%	5, 4

AUBURN	FG-A	3FG-A	FT-A	REB	PF	TP	A	TO	BLK	S	MIN
PAYNE, ALLEN F	0-4	0-1	0-0	1	0	0	1	1	0	0	18
CHUBB, ROB C	2-6	0-0	2-2	5	4	0	1	1	0	0	16
LANGFORD, JOSH G	1-6	0-1	1-2	6	5	4	3	3	0	1	19
WALLACE, JOSH G	0-4	0-0	3-4	4	3	3	4	3	0	1	35
ROSS, EARNEST G	7-21	5-15	2-4	3	21	3	3	1	2	39	
DENSON, CHRIS	0-2	0-1	0-0	0	0	0	0	0	0	1	5
NEYSMITH, TONY	2-5	0-0	0-1	1	0	4	0	1	0	4	22
GABRIEL, KENNY	6-10	3-6	2-3	7	1	17	2	0	2	1	27
DRUM, JAKE	0-0	0-0	0-0	1	1	0	0	1	0	0	4
FORBES, ADRIAN	1-3	0-0	0-0	4	2	2	0	1	0	0	15
<b>TEAM</b>	<b>4</b>										
<b>TOTALS</b>	<b>19-61</b>	<b>8-24</b>	<b>9-15</b>	<b>35</b>	<b>20</b>	<b>55</b>	<b>13</b>				

## Game 20 -- Tennessee 75, LSU 53

1/26/11 8 p.m. at Thompson-Boling Arena (Knoxville, Tenn.)

LSU	FG-A	3FG-A	FT-A	REB	PF	TP	A	TO	BLK	S	MIN
WHITE, MALCOLM F	3-9	0-0	3-5	10	1	9	0	1	1	0	26
LUDWIG, EDDIE F	4-9	1-2	3-4	2	2	12	0	1	0	0	25
STRINGER, ANDRE G	1-8	1-8	3-5	2	2	6	3	4	0	1	36
DERENBECKER, M. G	5-11	2-7	1-1	2	1	13	2	2	0	1	36
DOTSON, AARON G	1-5	1-3	2-2	3	3	5	3	1	0	0	26
BASS, CHRIS	0-1	0-1	0-0	4	0	0	2	1	0	0	19
GREEN, GARRETT	3-8	0-1	0-0	2	6	0	2	0	0	0	25
POPULIST, DARON	0-1	0-1	0-0	1	0	0	0	0	0	0	3
COURTNEY, JALEN	1-1	0-0	0-0	0	2	0	0	0	1	0	4

<b>TEAM</b>	<b>2</b>										
<b>TOTALS</b>	<b>18-53</b>	<b>5-23</b>	<b>12-17</b>	<b>31</b>	<b>11</b>	<b>53</b>	<b>10</b>	<b>12</b>	<b>2</b>	<b>2</b>	<b>200</b>

FG%	1ST HALF: 9-30 0.0%	2ND HALF: 9-23 39.1%	GAME: 18-53 34.0%	DB
3FG%	1ST HALF: 3-12 25.0%	2ND HALF: 2-11 18.2%	GAME: 5-23 21.7%	REB
FT%	1ST HALF: 6-9 66.7%	2ND HALF: 6-8 75.0%	GAME: 12-17 70.6%	3

TENNESSEE	FG-A	3FG-A	FT-A	REB	PF	TP	A	TO	BLK	S	MIN
HARRIS, TOBIAS F	5-12	1-2	0-0	11	2	11	2	1	0	2	24
FIELDS, JOHN C	1-1	0-0	0-0	1	2	2	0	5	0	0	19
GOINS, MELVIN G	4-8	2-5	1-1	3	1	11	6	0	1	0	22
TATUM, CAMERON G	5-9	2-5	1-2	4	2	13	2	1	0	3	20
HOPSON, SCOTTY G	9-14	3-6	1-1	6	2	22	1	0	0	1	27
GOLDEN, TRAE	1-2	0-1	0-0	1	2	2	1	0	1	0	18
MCBEE, SKYLAR	2-4	2-4	0-0	0	1	6	1	1	0	2	15
SUMMITT, TYLER	0-0	0-0	0-0	0	0	0	0	1	0	0	3
HALL, KENNY	2-3	0-0	0-0	3	0	4	0	0	0	0	4
PEARL, STEVEN	0-3	0-0	0-0	1	0	1	1	0	0	0	16
BONE, JOSH	0-4	0-3	2-2	2	1	2	1	0	0	0	15
WILLIAMS, BRIAN	0-2	0-0	2-4	5	4	2	2	1	1	0	17

<b>TEAM</b>	<b>1</b>										
<b>TOTALS</b>	<b>29-62</b>	<b>10-26</b>	<b>7-10</b>	<b>39</b>	<b>14</b>	<b>75</b>	<b>20</b>	<b>7</b>	<b>7</b>	<b>9</b>	<b>200</b>

FG%	1ST HALF: 16-33 48.5%	2ND HALF: 13-29 44.8%	GAME: 29-62 46.8%	DB
3FG%	1ST HALF: 6-13 46.2%	2ND HALF: 4-13 30.8%	GAME: 10-26 38.5%	REB
FT%	1ST HALF: 5-7 71.4%	2ND HALF: 2-3 66.7%	GAME: 7-10 70.0%	3

OFFICIALS: ANTHONY JORDAN, MIKE KITTS, GARY MAXWELL  
 TECHNICAL FOULS: TENNESSEE -- NONE, LSU -- NONE.  
 ATTENDANCE: 18,991

<b>SCORE BY PERIODS</b>	<b>1ST</b>	<b>2ND</b>	<b>TOTAL</b>
LSU	27	26	53
TENNESSEE	43	32	75

## Game 21 -- Alabama 70, LSU 46

1/29/11 7 p.m. at Coleman Coliseum (Tuscaloosa, Ala.)

LSU	FG-A	3FG-A	FT-A	REB	PF	TP	A	TO	BLK	S	MIN
WHITE, MALCOLM F	3-5	0-0	0-0	0	5	6	0	0	6	0	23
LUDWIG, EDDIE F	1-5	0-0	2-2	7	3	4	2	3	0	0	36
STRINGER, ANDRE G	4-7	2-4	3-5	1	1	13	2	1	0	1	36
DERENBECKER, M. G	4-11	2-7	0-0	2	2	10	0	3	0	2	30
TURNER, RALSTON G	1-3	0-1	2-4	2	3	4	0	2	0	0	20
BASS, CHRIS	0-2	0-2	0-0	0	0	2	3	0	0	0	15
GREEN, GARRETT	3-9	0-0	0-2	5	2	6	1	4	0	0	24
POPULIST, DARON	0-0	0-0	0-0	0	0	0	0	0	0	0	3
COURTNEY, JALEN	0-0	0-0	0-0	1	0	0	0	0	0	0	4
DOTSON, AARON	1-3	0-1	1-2	4	3	3	0	2	0	0	16

<b>TEAM</b>	<b>3</b>										
<b>TOTALS</b>	<b>17-45</b>	<b>4-15</b>	<b>8-15</b>	<b>24</b>	<b>20</b>	<b>46</b>	<b>7</b>	<b>18</b>	<b>6</b>	<b>3</b>	<b>200</b>

FG%	1ST HALF: 9-24 37.5%	2ND HALF: 8-21 38.1%	GAME: 17-45 37.8%	DB
3FG%	1ST HALF: 1-7 14.3%	2ND HALF: 3-8 37.5%	GAME: 4-15 26.7%	REB
FT%	1ST HALF: 3-5 60.0%	2ND HALF: 5-10 50.0%	GAME: 8-15 53.3%	4

ALABAMA	FG-A	3FG-A	FT-A	REB	PF	TP	A	TO	BLK	S	MIN
GREEN, JAMYCHAL F	7-14	0-0	6-8	7	3	20	1	2	0	0	23
MITCHELL, TONY F	6-14	0-3	2-2	4	1	14	0	2	3	3	29
HINES, CHRIS F	3-7	0-0	1-1	7	4	7	2	2	0	1	30
RELEFORD, TREVOR G	4-8	0-1	2-2	5	3	10	4	1	0	0	28
DAVIS, CHARVEZ G	1-3	1-3	3-4	5	0	6	2	1	0	1	29
HANKERSON, CHARLES	0-2	0-1	0-0	1	1	0	0	0	0	2	6
ENGSTROM, CARL	0-0	0-0	0-0	1	0	0	0	0	0	0	2
EBLEN, BEN	1-2	0-0	0-0	2	2	2	2	1	1	0	11
CARTER, JASON	0-0	0-0	2-2	0	2	0	0	0	0	0	1
JEFFERY, HUNTER	0-1	0-1	0-0	1	0	0	0	0	0	0	3
HILLMAN, SENARIO	0-4	0-1	2-2	0	2	2	0	1	1	1	17
STEELE, ANDREW	3-5	1-2	0-1	4	2	7	1	1	0	1	18
LUQUIRE, JUSTIN	0-0	0-0	0-0	0	0	0	0	0	0	0	3

<b>TEAM</b>	<b>6</b>										
<b>TOTALS</b>	<b>25-60</b>	<b>2-12</b>	<b>18-22</b>	<b>43</b>	<b>18</b>	<b>70</b>	<b>12</b>	<b>12</b>	<b>5</b>	<b>9</b>	<b>200</b>

FG%	1ST HALF: 11-29 37.9%	2ND HALF: 14-31 45.2%	GAME: 25-60 41.7%	DB
3FG%	1ST HALF: 0-5 0.0%	2ND HALF: 2-7 28.6%	GAME: 2-12 16.7%	REB
FT%	1ST HALF: 7-9 77.8%	2ND HALF: 11-13 84.6%	GAME: 18-22 81.8%	3

OFFICIALS: TED VALENTINE, BRIAN SHEY, DON DALEY  
 TECHNICAL FOULS: ALABAMA -- GREENE, LSU -- WHITE.  
 ATTENDANCE: 15,383

<b>SCORE BY PERIODS</b>	<b>1ST</b>	<b>2ND</b>	<b>TOTAL</b>
LSU	22	24	46
ALABAMA	29	41	70

## Game 22 - South Carolina 64, LSU 56

2/2/11 7 p.m. at Maravich Center (Baton Rouge, LA)

S. CAROLINA	FG-A	3FG-A	FT-A	REB	PF	TP	A	TO	BLK	S	MIN
HARRIS, DAMONTE F	2-4	0-0	1-2	6	4	5	1	4	0	1	22
JACKSON, LAKEAM F	1-6	0-0	2-3	8	0	4	4	1	0	0	29
MULBROW, SAM	2-6	0-0	2-4	3	6	1	1	4	0	0	26
GALLOWAY, RAMON G	4-7	1-3	0-0	5	4	9	1	2	0	1	27
ELLINGTON, BRUCE G	6-17	3-8	5-6	2	2	20	0	3	0	1	36
RICHARDSON, BRIAN	3-5	2-4	0-0	0	2	8	0	0	1	0	15
SMITH, ERIC	0-0	0-0	0-0	0	3	0	0	0	0	0	11
COOKE, MALIK	4-5	0-1	4-4	2	2	12	0	1	1	1	23
JEFFERSON, JOHNRE	0-0	0-0	0-0	2	0	0	1	0	0	0	8
SLAWSON, RJ	0-0	0-0	0-0	1	0	0	0	0	0	0	3

<b>TEAM</b>	<b>5</b>										
<b>TOTALS</b>	<b>22-50</b>	<b>6-16</b>	<b>14-17</b>	<b>34</b>	<b>21</b>	<b>64</b>	<b>7</b>	<b>13</b>	<b>6</b>	<b>4</b>	<b>200</b>

FG%	1ST HALF: 9-22 40.9%	2ND HALF: 13-28 46.4%	GAME: 22-50 44.0%	DB
3FG%	1ST HALF: 2-7 28.6%	2ND HALF: 4-9 44.4%	GAME: 6-16 37.5%	REB
FT%	1ST HALF: 11-12 91.7%	2ND HALF: 3-5 60.0%	GAME: 14-17 82.4%	11

LSU	FG-A	3FG-A	FT-A	REB	PF	TP	A	TO	BLK	S	MIN
GREEN, GARRETT F	2-3	0-1	8-11	9	1	12	0	0	0	1	28
WHITE, MALCOLM F	5-11	0-0	0-1	4	2	10	0	4	1	1	26
STRINGER, ANDRE G	5-12	3-8	6-7	4	2	19	2	3	0	0	36
DERENBECKER, M. G	1-7	1-4	0-0	2	2	3	1	1	0	0	23
TURNER, RALSTON G	1-5	0-1	0-0	0	5	2	0	2	0	0	16
BASS, CHRIS	0-1	0-0	0-0	2	1	0	0	0	0	0	15
LUDWIG, EDDIE	1-3	0-0	0-0	6	0	2	0	0	0	1	19
WARREN, STORM	0-1	0-0	0-0	1	1	0	0	1	0	0	6
DOTSON, AARON	3-8	1-4	1-3	3	4	8	2	3	0	1	31

<b>TEAM</b>	<b>2</b>										
<b>TOTALS</b>	<b>18-51</b>	<b>5-18</b>	<b>15-22</b>	<b>33</b>	<b>18</b>	<b>56</b>	<b>5</b>	<b>14</b>	<b>1</b>	<b>5</b>	<b>200</b>

FG%	1ST HALF: 8-25 32.0%	2ND HALF: 10-26 38.5%	GAME: 18-51 35.3%	DB
3FG%	1ST HALF: 2-9 22.2%	2ND HALF: 3-9 33.3%	GAME: 5-18 27.8%	REB
FT%	1ST HALF: 9-14 64.3%	2ND HALF: 6-8 75.0%	GAME: 15-22 68.2%	2

OFFICIALS: J. B. CALDWELL, RON GROOVER, KARL HESS  
 TECHNICAL FOULS: SOUTH CAROLINA -- NONE, LSU -- NONE.  
 ATTENDANCE: 7311

<b>SCORE BY PERIODS</b>	<b>1ST</b>	<b>2ND</b>	<b>TOTAL</b>
S. CAROLINA	31	33	64
LSU	27	29	56

## Game 23 - Miss. State 58, LSU 57

2/5/11 3 p.m. at Maravich Center (Baton Rouge, LA)

MISS. STATE	FG-A	3FG-A	FT-A	REB	PF	TP	A	TO	BLK	S	MIN
SIDNEY, RENARDO F	7-16	0-1	2-3	11	1	16	1	3	1	0	31
AUGUSTUS, KODI F	3-8	0-2	4-4	4	4	10	1	2	0	1	34
STEELE, JALEN G	1-6	1-3	1-2	3	2	4	0	1	0	0	26
BOST, DEE G	2-11	1-5	4-7	5	1	9	2	5	1	1	36



LSU	FG-A	3FG-A	FT-A	REB	PF	TP	A	TO	BLK	S	MIN
WARREN, STORM F	1-3	0-0	0-2	8	4	2	0	0	1	1	10
WHITE, MALCOLM F	6-13	0-0	2-2	4	3	14	0	1	1	1	30
STRINGER, ANDRE G	0-4	0-2	4-5	2	4	4	2	5	0	3	29
DERENBECKER, M. G	1-4	1-3	0-0	3	1	3	2	1	0	0	27
TURNER, RALSTON G	6-10	2-4	3-4	2	3	17	1	4	0	0	35
GREEN, GARRETT	4-6	0-1	2-3	7	3	10	2	0	0	0	28
BASS, CHRIS	1-4	0-0	0-0	3	0	2	2	1	0	0	16
LUDWIG, EDDIE	0-0	0-0	0-2	1	1	0	1	2	0	1	11
DOTSON, AARON	1-3	0-0	2-5	1	0	4	1	2	0	0	14
<b>TEAM</b>			<b>4</b>					<b>1</b>			
<b>TOTALS</b>	<b>20-47</b>	<b>3-10</b>	<b>13-23</b>	<b>35</b>	<b>19</b>	<b>56</b>	<b>11</b>	<b>17</b>	<b>2</b>	<b>6</b>	<b>200</b>

FG%	1ST HALF: 13-23 56.5%	2ND HALF: 7-24 29.2%	GAME: 20-47 42.6%	DB
3FG%	1ST HALF: 1-4 25.0%	2ND HALF: 2-6 33.3%	GAME: 3-10 30.0%	REB
FT%	1ST HALF: 4-9 44.4%	2ND HALF: 9-14 64.3%	GAME: 13-23 56.5%	5

OFFICIALS: TOM EADES, MICHAEL STEPHENS, MIKE EADES  
 TECHNICAL FOULS: ALABAMA -- NONE. LSU -- NONE.  
 ATTENDANCE: 7830

SCORE BY PERIODS	1ST	2ND	TOTAL
ALABAMA	36	31	67
LSU	31	25	56

## Game 27 - Florida 68, LSU 61

2/20/11 Noon at Maravich Center (Baton Rouge, La)

FLORIDA	FG-A	3FG-A	FT-A	REB	PF	TP	A	TO	BLK	S	MIN
TYUS, ALEX F	3-7	0-0	0-2	9	0	6	0	2	1	0	23
MACKLIN, VERNON C	7-16	0-0	2-4	7	2	16	1	3	0	1	28
BOYNTON, KENNY G	5-12	1-5	6-7	1	0	17	2	1	1	2	37
WALKER, ERVING G	5-10	3-6	4-4	4	2	17	1	3	0	1	36
PRATHER, CASEY G	0-2	0-1	0-0	3	2	0	1	0	0	1	15
YOUNG, PATRIC	3-4	0-0	0-0	6	3	6	0	1	0	1	18
WILBEKIN, SCOTTIE	0-1	0-1	2-2	4	2	2	1	0	0	2	30
YEGUETE, WILL	0-0	0-0	0-0	0	0	0	0	0	0	0	3
MURPHY, ERIK	2-3	0-0	0-1	2	2	4	0	2	0	1	10
<b>TEAM</b>			<b>5</b>								
<b>TOTALS</b>	<b>25-55</b>	<b>4-13</b>	<b>14-20</b>	<b>41</b>	<b>13</b>	<b>68</b>	<b>7</b>	<b>13</b>	<b>2</b>	<b>9</b>	<b>200</b>

FG%	1ST HALF: 19-32 59.4%	2ND HALF: 6-23 26.1%	GAME: 25-55 45.5%	DB
3FG%	1ST HALF: 2-6 33.3%	2ND HALF: 2-7 28.6%	GAME: 4-13 30.8%	REB
FT%	1ST HALF: 0-2 0.0%	2ND HALF: 14-18 77.8%	GAME: 14-20 70.0%	1

LSU	FG-A	3FG-A	FT-A	REB	PF	TP	A	TO	BLK	S	MIN
WARREN, STORM F	4-7	0-0	0-0	3	4	8	0	1	0	1	25
WHITE, MALCOLM F	3-10	0-0	0-0	6	3	6	2	0	1	1	32
STRINGER, ANDRE G	3-8	2-6	1-2	2	0	9	2	2	0	0	28
DERENBECKER, M. G	3-6	2-3	0-0	2	2	8	2	1	0	1	30
TURNER, RALSTON G	7-19	2-7	2-3	1	2	18	4	4	0	2	35
GREEN, GARRETT	0-2	0-0	1-2	4	2	1	0	0	0	0	12
BASS, CHRIS	0-0	0-0	0-0	1	0	0	1	0	0	0	6
LUDWIG, EDDIE	1-1	0-0	0-0	2	4	2	0	1	0	1	10
POPULIST, DARON	1-2	0-1	0-0	2	2	3	0	0	0	0	11
DOTSON, AARON	3-4	1-1	0-0	2	1	7	0	2	0	0	11
<b>TEAM</b>			<b>4</b>								
<b>TOTALS</b>	<b>25-59</b>	<b>7-18</b>	<b>4-7</b>	<b>29</b>	<b>20</b>	<b>61</b>	<b>13</b>	<b>12</b>	<b>1</b>	<b>6</b>	<b>200</b>

FG%	1ST HALF: 11-31 34.4%	2ND HALF: 14-27 51.9%	GAME: 25-59 42.4%	DB
3FG%	1ST HALF: 3-10 30.0%	2ND HALF: 4-8 50.0%	GAME: 7-18 38.9%	REB
FT%	1ST HALF: 0-0 0.0%	2ND HALF: 4-7 57.1%	GAME: 4-7 57.1%	2

OFFICIALS: DOUG SHOWS, JOE LINDSAY, MIKE THIBODEAUX  
 TECHNICAL FOULS: FLORIDA -- NONE. LSU -- NONE.  
 ATTENDANCE: 7711

SCORE BY PERIODS	1ST	2ND	TOTAL
FLORIDA	40	28	68
LSU	25	36	61

## Game 28 -- LSU 84, Miss. State 82

2/23/11 8 p.m. at Humphrey Coliseum (Starkville, Miss.)

LSU	FG-A	3FG-A	FT-A	REB	PF	TP	A	TO	BLK	S	MIN
WHITE, MALCOLM F	1-2	0-0	4-4	4	4	6	1	1	0	0	17
WARREN, STORM F	5-12	0-1	4-5	5	3	14	0	2	0	2	32
STRINGER, ANDRE G	4-11	2-6	0-0	0	3	10	2	1	0	2	27
DERENBECKER, M. G	3-7	2-3	0-0	3	1	8	2	1	1	1	19
TURNER, RALSTON G	3-12	2-6	4-6	3	0	12	3	2	0	2	35
GREEN, GARRETT	6-7	0-0	0-1	8	4	12	0	1	0	0	22
BASS, CHRIS	2-3	0-0	0-0	1	2	4	2	0	1	1	14
LUDWIG, EDDIE	0-2	0-1	2-2	3	2	2	0	0	0	0	8
POPULIST, DARON	0-1	0-1	0-0	1	0	1	0	0	0	0	4
DOTSON, AARON	4-10	3-5	5-6	1	2	16	1	2	0	1	22
<b>TEAM</b>			<b>4</b>								
<b>TOTALS</b>	<b>28-67</b>	<b>9-23</b>	<b>19-24</b>	<b>32</b>	<b>22</b>	<b>84</b>	<b>12</b>	<b>10</b>	<b>2</b>	<b>11</b>	<b>200</b>

FG%	1ST HALF: 14-31 45.2%	2ND HALF: 14-36 38.9%	GAME: 28-67 41.8%	DB
3FG%	1ST HALF: 8-14 57.1%	2ND HALF: 9-11 81.1%	GAME: 9-23 39.1%	REB
FT%	1ST HALF: 9-10 90.0%	2ND HALF: 10-14 71.4%	GAME: 19-24 79.2%	1

MISS STATE	FG-A	3FG-A	FT-A	REB	PF	TP	A	TO	BLK	S	MIN
SIDNEY, RENARDO F	9-15	0-1	6-12	8	4	24	1	2	2	1	29
AUGUSTUS, KODI F	6-7	0-1	1-2	9	4	13	0	2	2	2	32
STEELE, JALEN G	3-5	2-4	0-0	2	1	8	3	3	0	1	20
BOST, DEE G	2-9	2-5	9-12	1	3	15	5	0	0	1	35
BENOCK, RILEY G	1-2	1-1	0-0	3	3	3	2	5	0	0	33
JOHNSON, RAVERN	5-8	4-5	1-2	2	1	15	0	1	0	1	29
BRYANT, BRIAN	0-1	0-0	0-0	1	1	0	1	0	0	0	5
LEWIS, WENDELL	2-3	0-0	0-0	6	2	4	1	1	2	0	17
<b>TEAM</b>			<b>6</b>								
<b>TOTALS</b>	<b>28-50</b>	<b>9-17</b>	<b>17-28</b>	<b>38</b>	<b>19</b>	<b>82</b>	<b>17</b>	<b>18</b>	<b>7</b>	<b>3</b>	<b>200</b>

FG%	1ST HALF: 15-27 55.6%	2ND HALF: 13-23 56.5%	GAME: 28-50 56.0%	DB
3FG%	1ST HALF: 5-9 55.6%	2ND HALF: 4-8 50.0%	GAME: 9-17 52.9%	REB
FT%	1ST HALF: 6-12 50.0%	2ND HALF: 11-16 68.8%	GAME: 17-28 60.7%	6

OFFICIALS: TOM EADES, DOUG SIMMONS, RON GROOVER  
 TECHNICAL FOULS: LSU -- TEAM, MSU -- NONE.  
 ATTENDANCE: 7303

SCORE BY PERIODS	1ST	2ND	TOTAL
LSU	45	39	84
MISS. STATE	41	41	82

## Game 29 - Vanderbilt 90, LSU 69

2/26/11 12:47 p.m. at Maravich Center (Baton Rouge, La)

VANDERBILT	FG-A	3FG-A	FT-A	REB	PF	TP	A	TO	BLK	S	MIN
TAYLOR, JEFFERY F	6-8	1-2	7-12	2	3	20	3	1	0	2	34
ODOM, ROD F	0-1	0-1	0-0	0	1	0	0	1	0	0	9
EZELI, FESTUS C	5-9	0-0	5-8	4	1	15	0	4	6	1	26
TINSLEY, BRAD G	7-10	2-4	0-0	3	1	16	5	1	0	2	32
JENKINS, JOHN G	6-16	3-10	2-2	3	2	17	1	1	0	0	33
GOULBOURNE, LANCE	5-6	2-2	4-6	17	1	16	0	0	0	0	31
MERIWETHER, CHRIS	0-1	0-0	0-0	1	0	0	0	0	0	0	2
FULLER, KYLE	1-1	1-1	0-0	0	1	3	2	0	0	0	13
SMART, JORDAN	1-1	1-1	0-0	0	0	3	0	0	0	0	3
TCHIENGANG, STEVE	0-2	0-1	0-0	2	3	0	0	1	0	1	12
DUFFY, JOE	0-1	0-0	0-0	0	1	0	0	0	0	0	2
WALKER, ANDRE	0-1	0-0	0-0	0	0	0	1	1	0	1	3
<b>TEAM</b>			<b>5</b>								
<b>TOTALS</b>	<b>31-57</b>	<b>10-22</b>	<b>18-28</b>	<b>37</b>	<b>14</b>	<b>90</b>	<b>12</b>	<b>10</b>	<b>6</b>	<b>7</b>	<b>200</b>

FG%	1ST HALF: 15-26 57.7%	2ND HALF: 16-31 51.6%	GAME: 31-57 54.5%	DB
3FG%	1ST HALF: 5-11 45.5%	2ND HALF: 5-11 45.5%	GAME: 10-22 45.5%	REB
FT%	1ST HALF: 6-13 46.2%	2ND HALF: 12-15 80.0%	GAME: 18-28 64.3%	3

LSU	FG-A	3FG-A	FT-A	REB	PF	TP	A	TO	BLK	S	MIN
WARREN, STORM F	12-20	0-0	0-0	8	2	24	1	0	1	2	34
WHITE, MALCOLM F	0-3	0-0	1-2	1	3	1	2	0	0	0	20
STRINGER, ANDRE G	4-14	2-10	0-0	2	0	10	2	4	0	0	29
DERENBECKER, M. G	0-5	0-3	0-0	0	3	0	1	1	0	0	22
TURNER, RALSTON G	6-12	2-5	4-4	3	2	18	1	1	0	1	32
GREEN, GARRETT	3-5	0-0	0-3	7	3	6	1	1	0	0	15
BASS, CHRIS	0-1	0-0	0-0	2	1	0	6	2	0	2	17
LUDWIG, EDDIE	0-0	0-0	1-2	3	1	0	0	0	0	0	9
POPULIST, DARON	0-2	0-2	0-0	0	0	0	0	0	0	0	7
DOTSON, AARON	3-5	1-2	2-3	4	2	9	1	2</			



Storm Warren



Malcolm White

## 2010-11 Overall Season Statistics

Record --11-21, Home 8-10, Away 3-8, Neutral 0-3

NO.	PLAYER	GP-GS	MIN-AVG	FG-FGA	FG%	3FG-FGA	3FG%	FT-FTA	FT%	REBOUNDS		TOT-AVG	PF-DQ	A	TO	BLK	ST	PTS-AVG
										OFF	DEF							
22	TURNER, Ralston	27-27	807-29.9	110-298	.369	48-149	.322	64-91	.703	11	60	71-2.6	60-2	43	61	4	17	332-12.3
10	STRINGER, Andre	32-30	981-30.7	101-302	.334	57-193	.295	98-127	.772	14	62	76-2.4	63-1	85	82	4	34	357-11.2
24	WARREN, Storm	29-22	631-21.8	103-208	.495	0-1	.000	17-33	.515	65	100	165-5.7	77-4	12	41	34	38	223-7.7
05	WHITE, Malcolm	32-31	759-23.7	92-202	.455	0-0	.000	59-94	.628	60	103	163-5.1	96-4	13	56	36	13	243-7.6
45	DOTSON, Aaron	32-21	754-23.6	61-154	.396	21-56	.375	73-104	.702	27	60	87-2.7	82-2	47	57	7	16	216-6.8
21	DERENBECKER, Matt	32-16	724-22.6	75-197	.381	36-107	.336	21-30	.700	9	58	67-2.1	50-0	41	38	2	24	207-6.5
03	GREEN, Garrett	32-5	575-18.0	82-183	.448	5-19	.263	33-75	.440	64	98	162-5.1	80-3	12	38	12	19	202-6.3
13	LUDWIG, Eddie	32-6	496-15.5	34-77	.442	2-7	.286	50-66	.758	31	69	100-3.1	59-2	21	31	2	22	120-3.8
04	BASS, Chris	32-2	525-16.4	23-73	.315	1-10	.100	10-20	.500	10	54	64-2.0	28-0	78	43	2	19	57-1.8
14	COURTNEY, Jalen	15-0	72-4.8	5-12	.417	2-4	.500	4-6	.667	2	6	8-0.5	7-0	0	2	1	0	16-1.1
10	POPULIST, Daron	19-0	98-5.2	5-21	.238	3-15	.200	3-4	.750	0	10	10-0.5	14-0	12	3	0	0	16-0.8
15	HARRIS, Dennis	4-0	28-7.0	1-4	.250	0-0	.000	0-0	.000	1	4	5-1.3	5-0	0	2	2	2	2-0.5
Team										74	58	132	1	7				
<b>TOTAL</b>		<b>32</b>	<b>6450</b>	<b>692-1731</b>	<b>.400</b>	<b>175-561</b>	<b>.312</b>	<b>432-650</b>	<b>.665</b>	<b>368</b>	<b>742</b>	<b>1110-34.7</b>	<b>622-18</b>	<b>364</b>	<b>461</b>	<b>106</b>	<b>204</b>	<b>1991-62.2</b>
<b>OPPONENTS</b>		<b>32</b>	<b>6450</b>	<b>730-1759</b>	<b>.415</b>	<b>174-531</b>	<b>.328</b>	<b>496-703</b>	<b>.706</b>	<b>400</b>	<b>778</b>	<b>1178-36.8</b>	<b>593-9</b>	<b>297</b>	<b>426</b>	<b>133</b>	<b>234</b>	<b>2130-66.6</b>

Score by Periods	1st	2nd	OT	Totals
LSU	977	991	23	1991
Opponents	973	1137	20	2130

## 2010-11 SEC Statistics

Record -- 3-13, Home 1-7, Away 2-6

NO.	PLAYER	GP-GS	MIN-AVG	FG-FGA	FG%	3FG-FGA	3FG%	FT-FTA	FT%	REBOUNDS		TOT-AVG	PF-DQ	A	TO	BLK	ST	PTS-AVG
										OFF	DEF							
22	TURNER, Ralston	11-11	317-28.8	43-116	.371	14-48	.292	27-36	.750	1	20	21-1.9	23-1	18	25	1	7	127-11.5
10	STRINGER, Andre	16-16	521-32.6	42-144	.292	22-101	.218	30-42	.714	9	28	37-2.3	28-0	43	41	0	17	136-8.5
21	DERENBECKER, Matt	16-15	459-28.7	49-126	.389	24-70	.343	11-15	.733	5	39	44-2.8	27-0	23	28	1	18	133-8.3
24	WARREN, Storm	14-8	272-19.4	50-100	.500	0-1	.000	6-14	.429	26	39	65-4.6	32-2	3	20	18	16	106-7.6
03	GREEN, Garrett	16-3	346-21.6	48-104	.462	3-14	.214	19-43	.442	39	46	85-5.3	42-1	9	22	5	5	118-7.4
05	WHITE, Malcolm	16-16	377-23.6	41-101	.406	0-0	.000	25-36	.694	24	55	79-4.9	53-2	9	33	17	8	107-6.7
45	DOTSON, Aaron	16-6	332-20.8	28-71	.394	9-30	.300	31-49	.633	14	30	44-2.8	35-0	15	32	0	10	96-6.0
13	LUDWIG, Eddie	16-5	255-15.9	20-43	.465	2-5	.400	23-33	.697	13	34	47-2.9	30-0	10	17	2	9	65-4.1
04	BASS, Chris	16-0	253-15.8	9-39	.231	0-7	.000	4-5	.800	4	25	29-1.8	13-0	36	19	1	7	22-1.4
14	COURTNEY, Jalen	4-0	26-6.5	2-4	.500	1-1	1.000	0-0	.000	0	2	2-0.5	2-0	0	1	1	0	5-1.3
25	POPULIST, Daron	9-0	42-4.7	1-10	.100	0-8	.000	3-4	.750	0	5	5-0.6	4-0	5	0	0	0	5-0.6
Team										37	29	66	1	1				
<b>TOTAL</b>		<b>16</b>	<b>3200</b>	<b>333-858</b>	<b>.388</b>	<b>75-285</b>	<b>.263</b>	<b>179-277</b>	<b>.646</b>	<b>172</b>	<b>352</b>	<b>524-32.8</b>	<b>290-6</b>	<b>171</b>	<b>239</b>	<b>46</b>	<b>97</b>	<b>920-57.5</b>
<b>OPPONENTS</b>		<b>16</b>	<b>3200</b>	<b>389-887</b>	<b>.439</b>	<b>100-268</b>	<b>.373</b>	<b>243-333</b>	<b>.730</b>	<b>196</b>	<b>404</b>	<b>600-37.5</b>	<b>271-4</b>	<b>184</b>	<b>201</b>	<b>70</b>	<b>116</b>	<b>1121-70.1</b>

Score by Periods	1st	2nd	OT	Totals
LSU	475	445		920
Opponents	527	594		1121





Andre Stringer



Chris Bass

DATE	OPPONENT	SCORE	ATTEND	LOC	HIGH SCORER	HIGH REBOUNDER
11/12/10	NORTHWESTERN STATE	W, 87-78	7842	H	Stringer, Turner 21	Garrett Green 6
11/16/10	NICHOLLS STATE	L, 53-62	6913	H	Derenbecker, Stringer 14	Storm Warren 14
11/18/10	TENNESSEE-MARTIN	W, 79-56	6607	H	Andre Stringer 15	Malcolm White 15
11/21/10	vs. Memphis (At Tupelo, Ms.)	L, 61-70	7941	N	Andre Stringer 13	Eddie Ludwig 8
11/24/10	CENTENARY	W, 78-36	6742	H	Andre Stringer 16	Garrett Green 9
11/28/10	At South Alabama	W, 80-65	3653	A	Andre Stringer 21	Garrett Green 5
11/30/10	HOUSTON	W, 73-57	6688	H	Ralston Turner 15	Storm Warren 11
12/11/10	CENTRAL MICHIGAN	W, 59-55	6898	H	Malcolm White 12	Ralston Turner 7
12/13/10	COASTAL CAROLINA	L, 69-78 (ot)	6425	H	Andre Stringer 16	Ralston Turner 6
12/16/10	MCNEESE STATE	W, 78-66 (ot)	6445	H	Ralston Turner 23	Malcolm White 9
12/18/10	vs. Wichita State (At Bossier City)	L, 69-70	2165	N	Ralston Turner 21	Garrett Green 13
12/22/10	NORTH TEXAS	L, 55-75	7017	H	Malcolm White 12	Storm Warren 9
12/27/10	SOUTHERN	W, 62-41	6739	H	Malcolm White 16	Malcolm White 11
12/29/10	At Rice	L, 68-74	3358	A	Andre Stringer 19	Storm Warren 9
1/2/11	At Virginia	L, 50-64	10049	A	Garrett Green 12	Malcolm White 6
1/8/11	*At Auburn	W, 62-55	6873	A	Garrett Green 18	Matt Derenbecker 8
1/12/11	*ARKANSAS	W, 56-53	7023	H	Malcolm White 13	Garrett Green 10
1/15/11	*At Kentucky	L, 44-82	24330	A	Garrett Green 13	Garrett Green 9
1/22/11	*OLE MISS	L, 51-78	8060	H	Matt Derenbecker 14	Matt Derenbecker 5
1/26/11	*At Tennessee	L, 53-75	18991	A	Matt Derenbecker 13	Malcolm White 10
1/29/11	*At Alabama	L, 46-70	15383	A	Andre Stringer 13	Eddie Ludwig 7
2/2/11	*SOUTH CAROLINA	L, 56-64	7311	H	Andre Stringer 19	Garrett Green 9
2/5/11	*MISSISSIPPI STATE	L, 57-58	7938	H	Andre Stringer 15	Malcolm White 9
2/9/11	*At Ole Miss	L, 60-66	2112	A	Matt Derenbecker 19	Malcolm White 11
2/12/11	*At Arkansas	L, 61-80	12933	A	Matt Derenbecker 13	Ludwig, Warren 5
2/17/11	*ALABAMA	L 56-67	7830	H	Ralston Turner 17	Storm Warren 8
2/20/11	*FLORIDA	L, 61-68	7711	H	Ralston Turner 18	Malcolm White 6
2/23/11	*At Mississippi State	W, 84-82	7303	A	Aaron Dotson 16	Garrett Green 8
2/26/11	*VANDERBILT	L, 69-90	7703	H	Storm Warren 24	Storm Warren 8
3/2/11	*At Georgia	L, 53-73	8642	A	Ralston Turner 18	Storm Warren 6
3/5/11	*AUBURN	L, 51-60	6857	H	Storm Warren 14	Storm Warren 6
3/10/11	%vs. Vanderbilt	L, 50-62	15145	N	Andre Stringer 13	Eddie Ludwig 8

\*Conference Games

% SEC Tournament - Atlanta, Ga.

## Individual Superlatives

### POINTS

24 -- Storm Warren, vs. Vanderbilt (2/26/11)  
 23 -- Ralston Turner, vs. McNeese (12/16/10)  
 21 -- Ralston Turner, vs. Wichita State (12/18/10)  
 21 -- Andre Stringer, at South Alabama (11/28/10)  
 21 -- Ralston Turner, vs. Northwestern State (11/12/10)  
 21 -- Andre Stringer, vs. Northwestern State (11/12/10)

### FIELD GOALS MADE

12 -- Storm Warren, vs. Vanderbilt (2/26/11)  
 9 -- Garrett Green, at Auburn (1/8/11)  
 8 -- Storm Warren, vs. Auburn (3/5/11)  
 7 -- four times (1 each by Warren, Turner, White, Stringer)

### FIELD GOAL ATTEMPTS

20 -- Storm Warren, vs. Vanderbilt (2/26/11)  
 19 -- Ralston Turner, vs. Florida (2/20/11)  
 18 -- Ralston Turner, at Rice (12/29/10)  
 16 -- four times (2 times by Turner, 1 each by Stringer, Green)

### FIELD GOAL PERCENTAGE (MIN. 5 MADE)

1.000 (5-5) -- Aaron Dotson, vs. Northwestern State (11/12/10)  
 .857 (6-7) -- Garrett Green, at Mississippi State (2/23/11)  
 .857 (6-7) -- Malcolm White, vs. Centenary (11/24/10)  
 .818 (9-11) -- Garrett Green, at Auburn (1/8/11)  
 .714 (5-7) -- twice (1 each by Turner, Stringer)

### 3 POINT FIELD GOALS MADE

5 -- Matt Derenbecker, at Ole Miss (2/9/11)  
 5 -- Ralston Turner, vs. Wichita State (12/18/10)  
 4 -- 7 times (5 times by Stringer, 1 each by Turner, Dotson)

### 3 POINT FIELD GOAL ATTEMPTS

12 -- Ralston Turner, at Rice (12/29/10)  
 11 -- Andre Stringer, at Auburn (1/8/11)  
 10 -- four times (3 by Stringer, 1 by Turner)

### 3 POINT FIELD GOAL PERCENTAGE (MIN. 3 MADE)

.800 (4-5) -- Aaron Dotson, at South Alabama (11/28/10)  
 .750 (3-4) -- Ralston Turner vs. Central Michigan (12/11/10)  
 .714 (5-7) -- Matt Derenbecker, at Ole Miss (2/9/11)  
 .667 (4-6) -- Andre Stringer, at South Alabama (11/28/10)  
 .667 (4-6) -- Andre Stringer, vs. Centenary (11/24/10)

### FREE THROWS MADE

11 -- Andre Stringer, vs. Houston (11/30/10)  
 9 -- Ralston Turner, at Georgia 93/2/11)  
 8 -- five times (2 by Green, 2 by Stringer, 1 by Turner)

### FREE THROWS ATTEMPTED

12 -- Garrett Green, vs. Wichita State (12/18/10)  
 12 -- Andre Stringer, vs. Houston (11/30/10)  
 11 -- Garrett Green, vs. South Carolina (2/2/11)  
 11 -- Andre Stringer, vs. Memphis, (11/21/10)  
 11 -- Malcolm White, vs. Northwestern State (11/12/10)

### FREE THROW PERCENTAGE (MIN. 5 MADE)

1.000 (9-9) -- Ralston Turner at Georgia (3/2/11)  
 1.000 (6-6) -- Andre Stringer, vs. Central Michigan (12/11/10)  
 1.000 (5-5) -- Andre Stringer, vs. Vanderbilt (3/10/11)  
 1.000 (5-5) -- Malcolm White at Virginia (1/2/11)  
 1.000 (5-5) -- Aaron Dotson, vs. McNeese (12/16/10)

### REBOUNDS

15 -- Malcolm White, vs. Tennessee-Martin (11/18/10)  
 14 -- Storm Warren, vs. Nicholls State (11/16/10)  
 13 -- Garrett Green, vs. Wichita State (12/18/10)  
 11 -- four times (twice each by White, Warren)

### ASSISTS

8 -- Chris Bass, at Rice (12/29/10)  
 7 -- Andre Stringer, vs. Arkansas (1/12/11)  
 6 -- Chris Bass, vs. Vanderbilt (2/26/11)  
 5 -- 6 times (4 times by Stringer, 1 each by Turner and Bass)

### STEALS

5 -- Chris Bass, vs. Northwestern State, (11/12/10)  
 4 -- Matt Derenbecker, vs. Ole Miss (1/22/11)  
 3 -- Garrett Green, vs. Vanderbilt (3/10/11)  
 3 -- Storm Warren, vs. Auburn (3/5/11)  
 3 -- Matt Derenbecker, at Georgia (3/2/11)  
 3 -- Andre Stringer, vs. Alabama (2/17/11)  
 3 -- Andre Stringer, vs. Mississippi State (2/5/11)  
 3 -- Storm Warren, vs. Southern (12/27/10)  
 3 -- Storm Warren, vs. Houston (11/30/10)  
 3 -- Andre Stringer, vs. Houston (11/30/10)  
 3 -- Garrett Green, vs. Centenary (11/24/10)  
 3 -- Andre Stringer, vs. Tenn-Martin (11/18/10)  
 3 -- Storm Warren, vs. Nicholls State (11/16/10)  
 3 -- Eddie Ludwig, vs. Northwestern State (11/12/10)

### BLOCKED SHOTS

6 -- Malcolm White, at Alabama (1/29/11)  
 4 -- Storm Warren, vs. Houston (11/30/10)  
 3 -- Storm Warren, vs. Mississippi State (2/5/11)  
 3 -- Malcolm White, vs. Southern (12/27/10)  
 3 -- Malcolm White, vs. McNeese State (12/16/10)  
 3 -- Storm Warren, vs. Centenary (11/24/10)  
 3 -- Malcolm White, vs. Tennessee-Martin (11/18/10)  
 3 -- Malcolm White, vs. Northwestern State (11/12/10)

## Team Superlatives

### POINTS

High: 87 -- vs. Northwestern State (11/12/10)  
 84 -- at Mississippi State (2/23/11)  
 80 -- at South Alabama (11/28/10)  
 79 -- vs. Tennessee-Martin (11/18/10)  
 78 -- vs. McNeese State (12/16/10)  
 78 -- vs. Centenary (11/24/10)  
 Low: 44 -- at Kentucky (1/15/11)  
 46 -- at Alabama (1/29/11)  
 50 -- at Virginia (1/2/11)  
 51 -- vs. Ole Miss (1/22/11)  
 51 -- vs. Auburn (3/5/11)

### FIELD GOALS MADE

High: 29 -- vs. Centenary (11/24/10)  
 28 -- vs. Vanderbilt (2/26/11)  
 28 -- at Mississippi State (2/23/11)  
 Low: 15 -- vs. Ole Miss (1/22/11)  
 16 -- vs. Nicholls State (11/16/10)  
 17 -- at Kentucky (1/15/11)  
 17 -- at Alabama (1/29/11)

### FIELD GOAL ATTEMPTS

High: 67 -- vs. Vanderbilt (2/26/11)  
 67 -- at Mississippi State (2/23/11)  
 65 -- at Kentucky (1/15/11)  
 Low: 40 -- vs. Northwestern State (11/12/10)  
 41 -- at Georgia (3/2/11)  
 42 -- vs. Central Michigan (12/11/10)

### FIELD GOAL PERCENTAGE

High: .600 (24-40) -- vs. Northwestern State (11/12/10)  
 .532 (25-47) -- at South Alabama (11/28/10)  
 .500 (26-52) -- vs. Houston (11/30/10)  
 Low: .262 (17-65) -- at Kentucky (1/15/11)  
 .305 (18-59) -- vs. Vanderbilt (3/10/11)  
 .326 (15-46) -- vs. Ole Miss (1/22/11)

### 3 PT FIELD GOALS MADE

High: 12 -- at Rice (12/29/10)  
 12 -- at South Alabama (11/28/10)  
 10 -- vs. Centenary (11/24/10)  
 Low: 1 -- vs. Arkansas (1/12/11)  
 2 -- vs. Auburn (3/5/11)  
 3 -- 9 times

### 3PT FIELD GOAL ATTEMPTS

High: 28 -- at Rice (12/29/10)  
 24 -- vs. Mississippi State (2/5/11)  
 24 -- at Kentucky (1/15/11)  
 24 -- vs. Centenary (11/24/10)  
 Low: 7 -- vs. Central Michigan (12/11/10)  
 10 -- vs. Alabama (2/17/11)  
 11 -- at Arkansas (2/12/11)

### 3PT FIELD GOAL PERCENTAGE

High: .706 (12-17) -- at South Alabama (11/28/10)  
 .467 (7-15) -- vs. Northwestern State (11/12/10)  
 .429 (12-28) -- at Rice (12/29/10)  
 .429 (3-7) -- vs. Central Michigan (12/11/10)  
 Low: .077 (1-13) -- vs. Arkansas (1/12/11)  
 .125 (3-24) -- at Kentucky (1/15/11)  
 .133 (2-15) -- vs. Auburn (3/5/11)

### FREE THROWS MADE

High: 32 -- vs. Northwestern State (11/12/10)  
 23 -- vs. Wichita State (12/18/10)  
 22 -- vs. McNeese State (12/16/10)  
 22 -- vs. Tennessee-Martin (11/18/10)  
 Low: 4 -- vs. Florida (2/20/11)  
 6 -- vs. North Texas (12/22/10)  
 6 -- at Ole Miss (2/9/11)

### FREE THROW ATTEMPTS

High: 46 -- vs. Northwestern State (11/12/10)  
 31 -- vs. Arkansas (1/12/11)  
 31 -- vs. Wichita State (12/18/10)  
 31 -- vs. McNeese (12/16/10)  
 Low: 7 -- vs. Florida (2/20/11)  
 9 -- vs. Mississippi State (2/5/11)  
 12 -- vs. North Texas (12/22/10)  
 12 -- at Kentucky (1/15/11)  
 12 -- at Ole Miss (2/9/11)

### FREE THROW PERCENTAGE

High: .792 (19-24) -- at Mississippi State (2/23/11)  
 .789 (15-19) -- vs. Ole Miss (1/22/11)  
 .786 (11-14) -- vs. Vanderbilt (3/10/11)  
 Low: .500 (6-12) -- vs. North Texas (12/22/10)  
 .500 (6-12) -- at Ole Miss (2/9/11)  
 .500 (12-24) -- at Rice (12/29/10)

### REBOUNDS

High: 52 -- vs. Tennessee-Martin (11/18/10)  
 46 -- vs. Arkansas (1/12/11)  
 35 -- vs. Southern (12/27/10)  
 Low: 19 -- vs. Ole Miss (1/22/11)  
 24 -- at Alabama (1/29/11)  
 25 -- at Georgia (3/2/11)

### ASSISTS

High: 17 -- vs. Centenary (11/24/10)  
 16 -- vs. Southern (12/27/10)  
 16 -- vs. McNeese State (12/16/10)  
 Low: 5 -- vs. South Carolina (2/2/11)  
 6 -- vs. Wichita State (12/18/10)  
 7 -- at Virginia (1/2/11)  
 7 -- at Alabama (1/29/11)  
 7 -- at Georgia (3/2/11)

### STEALS

High: 13 -- vs. Northwestern State (11/12/10)  
 11 -- vs. Auburn (3/5/11)  
 11 -- at Mississippi State (2/23/11)  
 Low: 2 -- at Tennessee (1/26/11)  
 3 -- vs. Nicholls State (11/16/10)  
 3 -- vs. McNeese State (12/16/10)  
 3 -- at Virginia (1/2/11)

### BLOCKED SHOTS

High: 7 -- vs. McNeese State (12/16/10)  
 6 -- at Alabama (1/29/11)  
 6 -- vs. Southern (12/27/10)  
 Low: 0 -- at Georgia (3/2/11)  
 0 -- at Rice (12/29/10)  
 1 -- vs. Vanderbilt (3/10/11)  
 1 -- vs. Vanderbilt (2/26/11)  
 1 -- vs. Florida (2/20/11)  
 1 -- vs. South Carolina (2/2/11)



OPPONENT	1ST HALF	2ND HALF	SCORE	MAR	FG	PCT.	3FG	PCT.	FT	PCT.	REB.	MAR.	A	TO	BLKS	STLS	FLS
Northwestern State	41	37	78		29-70	.414	7-26	.269	13-27	.481	36		8	17	3	14	32
LSU (W, 1-0)	43	44	87	+9	24-40	.600	7-15	.467	32-46	.696	33	-3	13	25	4	13	30
Nicholls State	21	41	62		19-53	.358	6-19	.316	18-27	.667	33		7	8	2	12	19
LSU (L, 1-1)	25	28	53	-9	16-43	.372	6-18	.333	15-21	.714	37	+4	8	18	4	3	22
Tennessee-Martin	19	37	56		19-60	.317	4-18	.222	14-22	.636	32		4	14	2	8	23
LSU (W, 2-1)	36	43	79	+23	27-62	.435	3-15	.200	22-29	.759	52	+20	11	15	5	7	20
LSU (L, 2-2)	34	27	61	-9	18-52	.346	5-15	.333	20-29	.690	35	+2	13	13	4	5	27
Memphis	33	37	70		23-49	.469	7-19	.368	17-28	.607	33		9	16	5	7	27
Centenary	21	15	36		13-46	.283	4-15	.267	6-10	.600	26		7	15	4	5	16
LSU (W, 3-2)	39	39	78	+42	29-61	.475	10-24	.417	10-17	.588	43	+17	17	9	4	7	12
LSU (W, 4-2)	48	32	80	+15	25-47	.532	12-17	.706	18-28	.643	38	+9	14	14	3	5	24
South Alabama	23	42	65		18-54	.333	6-16	.375	23-31	.742	29		10	9	7	4	24
Houston	28	29	57		23-58	.397	6-16	.375	5-12	.417	32		6	19	3	6	20
LSU (W, 5-2)	38	35	73	+16	26-52	.500	5-14	.357	16-21	.762	35	+3	14	17	5	10	16
Central Michigan	21	34	55		17-48	.354	3-10	.300	18-23	.783	29		2	16	2	9	18
LSU (W, 6-2)	23	36	59	+4	20-42	.476	3-7	.429	16-22	.727	30	+1	12	17	4	8	17
Coastal Carolina	30	34	78 (ot)		27-60	.450	5-14	.357	19-26	.731	45		7	16	5	8	18
LSU (L, 6-3)	35	29	69	-9	26-64	.406	7-22	.318	10-17	.588	35	-10	13	16	4	5	23
McNeese State	28	32	66 (ot)		25-65	.385	6-23	.261	10-15	.667	39		9	12	6	11	20
LSU (W, 7-3)	29	31	78	+12	25-57	.439	6-20	.300	22-31	.710	40	+1	16	13	7	3	16
Wichita State	37	33	70		21-52	.404	5-17	.294	23-30	.767	41		4	15	3	4	24
LSU (L, 7-4)	23	46	69	-1	19-56	.339	8-21	.381	23-31	.742	36	-5	6	11	2	6	22
North Texas	42	33	75		29-56	.518	3-9	.333	14-15	.933	41		7	13	3	8	14
LSU (L, 7-5)	26	29	55	-20	23-63	.365	3-13	.231	6-12	.500	32	-9	7	13	3	8	14
Southern	12	29	41		17-56	.304	1-10	.100	6-11	.545	39		2	15	4	8	14
LSU (W, 8-5)	28	34	62	+21	23-62	.371	7-21	.333	9-14	.643	45	+6	16	11	6	8	13
LSU (L, 8-6)	26	42	68	-6	22-62	.355	12-28	.429	12-24	.500	31	-8	14	11	0	9	37
Rice	31	43	74		20-38	.526	2-10	.200	32-47	.681	39		10	14	3	5	20
LSU (L, 8-7)	22	28	50	-14	18-51	.353	3-13	.231	11-17	.647	32	-4	7	12	3	3	15
Virginia	26	38	64		21-52	.404	6-19	.316	16-21	.762	36		10	11	6	6	15
LSU (W, 9-7, 1-0)	32	30	62	+7	24-56	.429	5-19	.263	9-16	.565	41	+6	14	18	4	9	13
Auburn	6	49	55		19-61	.311	8-24	.333	9-15	.600	35		13	14	4	10	20
Arkansas	17	36	53		19-57	.333	2-10	.100	13-16	.813	32		9	10	3	7	25
LSU (W, 10-7, 2-0)	31	25	56	+3	19-48	.396	1-13	.077	17-31	.548	46	+14	14	14	3	6	14
LSU (L, 10-8, 2-1)	19	25	44	-38	17-65	.262	3-24	.125	7-12	.583	42	-8	8	15	5	3	17
Kentucky	48	34	82		29-70	.414	10-20	.500	14-18	.778	50		13	7	6	10	13
Ole Miss	38	40	78		28-45	.622	10-17	.588	12-16	.750	33		16	18	8	6	20
LSU (L, 10-9, 2-2)	32	19	51	-27	15-46	.326	6-17	.353	15-19	.789	19	-14	10	16	3	7	17
LSU (L, 10-10, 2-3)	27	26	53	-22	18-53	.340	5-23	.217	12-17	.706	31	-8	10	12	2	2	11
Tennessee	43	32	75		29-62	.468	10-26	.385	7-10	.700	39		20	7	7	9	14
LSU (L, 10-11, 2-4)	22	24	46	-24	17-45	.378	4-15	.267	8-15	.533	24	-19	7	18	6	3	20
Alabama	29	41	70		25-60	.417	2-12	.167	18-22	.818	43		12	12	5	9	18
South Carolina	31	33	64		22-50	.440	6-16	.375	14-17	.824	34		7	13	6	4	21
LSU (L, 10-12, 2-5)	27	29	56	-8	18-51	.353	5-18	.278	15-22	.682	33	-1	5	14	1	5	18
Mississippi State	30	28	58		20-53	.377	7-18	.389	11-17	.647	38		10	13	3	5	13
LSU (L, 10-13, 2-6)	33	24	57	-1	22-59	.373	6-24	.250	7-9	.778	39	+1	9	13	5	7	19
LSU (L, 10-14, 2-7)	32	28	60	-6	23-51	.451	8-21	.381	6-12	.500	30	-9	14	16	5	5	22
Ole Miss	33	33	66		21-54	.389	5-16	.313	19-30	.633	39		9	12	1	6	12
LSU (L, 10-15, 2-8)	22	39	61	-19	22-51	.431	3-11	.273	14-18	.778	29	-1	11	17	3	4	20
Arkansas	40	40	80		24-50	.480	7-12	.583	25-29	.862	30		12	13	2	6	18
Alabama	36	31	67		25-58	.431	2-6	.333	15-19	.789	33		5	10	1	9	17
LSU (L, 10-16, 2-9)	31	25	56	-11	20-47	.426	3-10	.300	13-23	.565	35	+2	11	17	2	6	19
Florida	40	28	68		25-55	.455	4-13	.308	14-20	.700	41		7	13	2	9	13
LSU (L, 10-17, 2-10)	25	36	61	-7	25-59	.424	7-18	.389	4-7	.571	29	-12	13	12	1	6	20
LSU (W, 11-17, 3-10)	45	39	84	+2	28-67	.418	9-23	.391	19-24	.792	32	-6	12	10	2	11	22
Mississippi State	41	41	82		28-50	.560	9-17	.529	17-28	.607	38		17	18	7	3	19
Vanderbilt	41	49	90		31-57	.544	10-22	.455	18-28	.643	37		12	10	6	7	14
LSU (L, 11-18, 3-11)	43	26	69	-21	28-67	.418	5-22	.227	8-14	.571	38	+1	15	11	1	5	19
LSU (L, 11-19, 3-12)	25	28	53	-20	18-41	.439	3-12	.250	14-19	.737	25	-7	7	18	0	7	16
Georgia	30	43	73		26-56	.464	6-18	.333	15-18	.833	32		15	10	4	12	13
Auburn	24	36	60		18-49	.367	2-11	.182	22-30	.733	46		7	21	5	4	21
LSU (L, 11-20, 3-13)	29	22	51	-9	19-52	.365	2-15	.133	11-19	.579	31	-15	11	18	3	11	23
<b>SEC Tournament -- Atlanta, Ga.</b>																	
LSU (L, 11-21)	27	23	50	-12	18-59	.305	3-13	.231	11-14	.786	32	-16	10	8	1	9	19
Vanderbilt	33	29	62		20-55	.364	3-22	.136	19-25	.760	48		11	15	5	3	18

**Northwestern State (H-W)**

F - Malcolm White  
 F - Storm Warren  
 G - Chris Bass  
 G - Ralston Turner  
 G - Aaron Dotson

**Nicholls State (H-L)**

F - Malcolm White  
 F - Storm Warren  
 G - Chris Bass  
 G - Ralston Turner  
 G - Aaron Dotson

**Tennessee-Martin (H-W)**

F - Malcolm White  
 F - Storm Warren  
 G - Andre Stringer  
 G - Ralston Turner  
 G - Aaron Dotson

**Memphis (Tupelo-L)**

F - Malcolm White  
 F - Storm Warren  
 G - Andre Stringer  
 G - Ralston Turner  
 G - Aaron Dotson

**Centenary (H-W)**

F - Malcolm White  
 F - Storm Warren  
 G - Andre Stringer  
 G - Ralston Turner  
 G - Aaron Dotson

**South Alabama (A-W)**

F - Malcolm White  
 F - Storm Warren  
 G - Andre Stringer  
 G - Ralston Turner  
 G - Aaron Dotson

**Houston (H-W)**

F - Malcolm White  
 F - Storm Warren  
 G - Andre Stringer  
 G - Ralston Turner  
 G - Aaron Dotson

**Central Michigan (H-W)**

F - Malcolm White  
 F - Storm Warren  
 G - Andre Stringer  
 G - Ralston Turner  
 G - Aaron Dotson

**Coastal Carolina (H-L-ot)**

F - Malcolm White  
 F - Storm Warren  
 G - Andre Stringer  
 G - Ralston Turner  
 G - Aaron Dotson

**McNeese State (H-W-ot)**

F - Malcolm White  
 F - Storm Warren  
 G - Andre Stringer  
 G - Ralston Turner  
 G - Aaron Dotson

**Wichita State (Bossier-L)**

F - Malcolm White  
 F - Storm Warren  
 G - Andre Stringer  
 G - Ralston Turner  
 G - Aaron Dotson

**North Texas (H-L)**

F - Malcolm White  
 F - Storm Warren  
 G - Andre Stringer  
 G - Ralston Turner  
 G - Aaron Dotson

**Southern (H-W)**

F - Garrett Green  
 F - Storm Warren  
 G - Andre Stringer  
 G - Ralston Turner  
 G - Aaron Dotson

**Rice (A-L)**

F - Garrett Green  
 F - Malcolm White  
 G - Andre Stringer  
 G - Ralston Turner  
 G - Aaron Dotson

**Virginia (A-L)**

F -- Malcolm White  
 F -- Eddie Ludwig  
 G -- Andre Stringer  
 G -- Ralston Turner  
 G -- Aaron Dotson

**Auburn (A-W)**

F - Malcolm White  
 F - Eddie Ludwig  
 F - Matt Derenbecker  
 G - Andre Stringer  
 G - Aaron Dotson

**Arkansas (H-W)**

F - Malcolm White  
 F - Eddie Ludwig  
 F - Matt Derenbecker  
 G - Andre Stringer  
 G - Aaron Dotson

**Kentucky (A-L)**

F - Malcolm White  
 F - Eddie Ludwig  
 F - Matt Derenbecker  
 G - Aaron Dotson  
 G - Andre Stringer

**Ole Miss (H-L)**

F - Garrett Green  
 F - Malcolm White  
 F - Matt Derenbecker  
 G - Andre Stringer  
 G - Aaron Dotson

**Tennessee (A-L)**

F - Malcolm White  
 F - Eddie Ludwig  
 F - Matt Derenbecker  
 G - Andre Stringer  
 G - Aaron Dotson

**Alabama (A-L)**

F - Malcolm White  
 F - Eddie Ludwig  
 F - Matt Derenbecker  
 G - Andre Stringer  
 G - Ralston Turner

**South Carolina (H-L)**

F - Garrett Green  
 F - Malcolm White  
 F - Matt Derenbecker  
 G - Andre Stringer  
 G - Ralston Turner

**Mississippi State (H-L)**

F - Garrett Green  
 F - Malcolm White  
 G - Andre Stringer  
 G - Ralston Turner  
 G - Aaron Dotson

**Ole Miss (A-L)**

F - Malcolm White  
 F - Storm Warren  
 F - Matt Derenbecker  
 G - Andre Stringer  
 G - Ralston Turner

**Arkansas (A-L)**

F - Malcolm White  
 F - Matt Derenbecker  
 F - Storm Warren  
 G - Andre Stringer  
 G - Ralston Turner

**Alabama (H-L)**

F - Malcolm White  
 F - Matt Derenbecker  
 F - Storm Warren  
 G - Andre Stringer  
 G - Ralston Turner

**Florida (H-L)**

F - Malcolm White  
 F - Storm Warren  
 F - Matt Derenbecker  
 G - Andre Stringer  
 G - Ralston Turner

**Mississippi State (A-W)**

F - Malcolm White  
 F - Matt Derenbecker  
 F - Storm Warren  
 G - Andre Stringer  
 G - Ralston Turner

**Vanderbilt (H-L)**

F - Malcolm White  
 F - Storm Warren  
 F - Matt Derenbecker  
 G - Andre Stringer  
 G - Ralston Turner

**Georgia (A-L)**

F - Malcolm White  
 F - Storm Warren  
 F - Matt Derenbecker  
 G - Andre Stringer  
 G - Ralston Turner

**Auburn (H-L)**

F - Malcolm White  
 F - Storm Warren  
 F - Matt Derenbecker  
 G - Andre Stringer  
 G - Ralston Turner

**Vanderbilt (SECT-L)**

F - Malcolm White  
 F - Storm Warren  
 F - Matt Derenbecker  
 G - Andre Stringer  
 G - Ralston Turner

**LINEUP RECORDS****Record -- 6-4**

F - Malcolm White  
 F - Storm Warren  
 G - Andre Stringer  
 G - Ralston Turner  
 G - Aaron Dotson

**Record -- 2-3**

F - Malcolm White  
 F - Eddie Ludwig  
 F - Matt Derenbecker  
 G - Andre Stringer  
 G - Aaron Dotson

**Record -- 1-1**

F - Malcolm White  
 F - Storm Warren  
 G - Chris Bass  
 G - Ralston Turner  
 G - Aaron Dotson

**Record -- 1-2**

F - Garrett Green  
 F - Malcolm White  
 G - Andre Stringer  
 G - Ralston Turner  
 G - Aaron Dotson

**Record -- 1-7**

F - Malcolm White  
 F - Matt Derenbecker  
 F - Storm Warren  
 G - Andre Stringer  
 G - Ralston Turner

**Record -- 0-1**

F - Malcolm White  
 F - Eddie Ludwig  
 G - Andre Stringer  
 G - Ralston Turner  
 G - Aaron Dotson

**Record -- 0-1**

F - Garrett Green  
 F - Malcolm White  
 F - Matt Derenbecker  
 G - Andre Stringer  
 G - Aaron Dotson

**Record -- 0-1**

F - Garrett Green  
 F - Malcolm White  
 F - Matt Derenbecker  
 G - Andre Stringer  
 G - Aaron Dotson

**Record -- 0-1**

F - Malcolm White  
 F - Storm Warren  
 F - Matt Derenbecker  
 G - Andre Stringer  
 G - Ralston Turner





## 2010-11 Final SEC Standings

WESTERN DIVISION	SEC	PCT	OVERALL	PCT	HOME	AWAY	NEUTRAL	STREAK
Alabama %	12-4	.750	25-12	.676	19-0	4-6	2-6	L1
Mississippi State	9-7	.563	17-14	.548	12-5	4-5	1-4	L1
Ole Miss	7-9	.438	20-14	.588	13-4	4-8	3-2	L2
Arkansas	7-9	.438	18-13	.581	15-4	2-7	1-2	L3
Auburn	4-12	.250	11-20	.355	9-11	2-7	0-2	L1
LSU	3-13	.188	11-21	.344	8-10	3-8	0-3	L4

% - SEC West Champions

EASTERN DIVISION	SEC	PCT	OVERALL	PCT	HOME	AWAY	NEUTRAL	STREAK
Florida # ^	13-1	.813	29-8	.784	14-3	8-2	7-3	L1
Kentucky *	10-6	.625	29-9	.763	15-0	4-7	10-2	L1
Vanderbilt	9-7	.563	23-11	.667	14-3	5-5	4-3	L2
Georgia	9-7	.563	21-12	.636	12-4	7-4	2-4	L2
Tennessee	8-8	.500	19-15	.559	10-8	5-5	4-2	L2
South Carolina	5-11	.313	14-16	.467	11-6	3-9	0-1	L4

^ - SEC Champion; # - SEC East Champion; \* - SEC Tournament Champion

## POSTSEASON TOURNAMENTS

### 2011 SEC Tournament Georgia Dome, Atlanta, Ga.

#### FIRST ROUND

Georgia 69, Auburn 51  
Ole Miss 66, South Carolina 55  
Tennessee 73, Arkansas 68  
Vanderbilt 62, LSU 50

#### QUARTERFINALS

Alabama 65, Georgia 59  
Kentucky 75, Ole Miss 66  
Florida 85, Tennessee 74  
Vanderbilt 87, Mississippi State 81

#### SEMIFINALS

Kentucky 72, Alabama 58  
Florida 77, Vanderbilt 66

#### FINAL

Kentucky 70, Florida 54

### 2011 NIT Results

#### 1st Round

Alabama 68, Coastal Carolina 44  
California 77, Ole Miss 74

#### 2nd Round

Alabama 74, New Mexico 67

#### Quarterfinals

Alabama 79, Miami (Fla.) 64

#### Semifinals

Alabama 62, Colorado 61

#### Finals

Wichita State 66, Alabama 57

### 2011 NCAA Tournament Results

#### East Region

2nd Round - Kentucky 59, Princeton 57  
3rd Round - Kentucky 71, West Virginia 63  
Semifinals - Kentucky 62, Ohio State 60  
Finals - Kentucky 76, North Carolina 69

#### Southwest Region

2nd Round - Richmond 69, Vanderbilt 56

#### Southeast Region

2nd Round - Florida 79, UC Santa Barbara 51  
3rd Round - Florida 73, UCLA 65  
Semifinals - Florida 83, BYU 74 (ot)  
Finals -- Butler 72, Florida 71

#### West Regional

2nd Round - Michigan 75, Tennessee 45

#### Final Four

National Semifinals -- UConn 56, Kentucky 55



## Charleston Classic

TD Arena

Nov. 17, 18 and 20

The LSU Tigers will hit the road for their first regular season tournament away from Baton Rouge since 2010 when they travel to Charleston, S. C., for the DirecTV Charleston Classic presented by Foster Grant. The event will be held at the TD Arena on Nov. 17, 18 and 20. The event is one of several early-season basketball events owned by ESPN Regional Television (ERT), subsidiary of ESPN.

The field for the fourth annual event will include LSU, Georgia Tech, Northwestern, St. Joseph's, Seton Hall, Tulsa, Virginia Commonwealth and Western Kentucky. VCU made a magical run to the NCAA Final Four last season as a No. 11 seed that had to play in the First Four, while Northwestern reached the semifinals of the National Invitation Tournament.

The first round on Nov. 17 will featuring Tulsa against Western Kentucky at 11:30 a.m. (CST), with LSU taking on Northwestern in one of the feature games of the opening day to be televised by ESPNU at 2 p.m. The bottom half of the bracket finds VCU against Seton Hall at 4:30 p.m. (ESPNU) and Georgia Tech and St. Joseph's meet in the 7 p.m. nightcap.

The bracket-format tournament will feature 12 games in three days with an off day on Saturday, Nov. 19. Each team will compete in one game per day, with the two teams that remain undefeated facing off in a championship match Sunday, Nov. 20, at 7:30 p.m. on ESPNU.

The Southern Conference will serve as the event's sponsoring conference.

LSU's opening round opponent, Northwestern, set the school record for wins in a season with 20 in each of the last two campaigns. Last season, the Wildcats picked up two NIT victories before falling to Washington State in overtime in the quarterfinals. It was the third straight NIT bid for Northwestern, who also saw its Big Ten tourney run end in an overtime defeat by No. 1 Ohio State. Leading scorer John Shurna (16.3 ppg) is among four returning starters for the Wildcats and Coach Bill Carmody.

LSU will play either Tulsa or Western Kentucky on the second day.

Tulsa - Steven Idlet is the leading returning scorer for Doug Wojcik's squad (11.6 ppg). He also is the leading returning rebounder (6.3 rpg, 10th in C-USA) and shooter (52.7 FG pct.). Tulsa had its streak of four straight 20-win seasons and three postseason appearances ended a year ago.

Western Kentucky - The Hilltoppers pulled back to .500 last season but lost their three top scorers from 2010-11. WKU will rely on a deep, but new backcourt, led by juniors Caden Dickerson, who shot 38.8 percent from the three, and Jamal Crook, who was fifth in the Sun Belt Conference, with 3.6 apg and third in assist/turnover ratio.

Georgetown captured the Charleston Classic title last season, beating North Carolina State, 82-67, in the championship game. Previous champions were Clemson in 2008 and Miami (Fla.) in 2009.

Fans can purchase tickets to all six sessions (12 games) for \$90 each, or single-session tickets (two games) for \$20 each. "Booster tickets" are also available for \$50, allowing entrance to all three sessions (six games) involving the pre-designated team of your choice. Tickets are available at [www.CharlestonClassic.com](http://www.CharlestonClassic.com) or through the TD Arena box office at 843-953-2632.



## BIG EAST-SEC CHALLENGE

The SEC and the Big East have expanded their matchup of teams and joined with the ESPN network for the inaugural Big East/SEC Challenge, an early-season three-day men's basketball event matching 12 teams from each of the premier conferences against each other Dec. 1-3. ESPN, ESPN2, ESPNU and ESPN3.com will combine to televise all 12 games.

The inaugural Challenge involves nine teams ranked in the early preseason top 25 by ESPN.com senior basketball writer Andy Katz: No. 2 Kentucky, No. 4 Syracuse, No. 6 UConn, No. 7 Vanderbilt, No. 9 Louisville, No. 12 Florida, No. 14 Alabama, No. 17 Pittsburgh and No. 19 Cincinnati. Overall the field of 24 consists of 13 teams from the 2011 NCAA Tournament (eight from the Big East and five from the Southeastern Conference).

All 12 games will be played at home sites with each conference hosting six games a year. SEC teams will alternate between home and away games. Twelve of the 16 Big East teams will participate each year. The event title will alternate to the SEC/Big East Challenge in 2012 and be played Thursday, Nov. 29 through Saturday, Dec. 1.

The new Challenge marks an expansion and modification of the SEC/Big East Invitational that included four matchups between the two conferences from two neutral sites from 2007-10. Over the four years of the SEC/Big East Invitational, the conferences - which won eight games over the last four years - split the series in 2008 and 2009 and each won one (SEC in 2010 and Big East in 2007).

This year's schedule and TV networks:

### Thur., Dec 1

6 p.m.	Providence at South Carolina	ESPN
6:30 p.m.	St. John's at No. 2 Kentucky	ESPN2 / ESPN3.com
8 p.m.	Mississippi at DePaul	ESPNU
8:30 p.m.	Georgetown at No. 14 Alabama	ESPN2 / ESPN3.com

### Fri., Dec 2

5:30 p.m.	No. 12 Florida at No. 4 Syracuse	ESPN / ESPN3.com
6 p.m.	No. 19 Cincinnati at Georgia	ESPNU
7:30 p.m.	No. 7 Vanderbilt at No. 9 Louisville	ESPN / ESPN3.com
8 p.m.	Auburn at Seton Hall	ESPNU

### Sat, Dec 3

2:15 p.m.	Arkansas at No. 6 Connecticut	ESPN / ESPN3.com
4:15 p.m.	No. 17 Pittsburgh at Tennessee	ESPN / ESPN3.com
6 p.m.	LSU at Rutgers	ESPNU
8 p.m.	West Virginia at Mississippi State	ESPNU

Rutgers has been tabbed 11th in the Big East preseason poll. Mike Rice is in his second season at the school. The Scarlet Knights finished 15-17 a season ago.



**GEORGIA TECH**  
**POSSIBLE OPPONENT, NOV. 20**  
**CHARLESTON CLASSIC**  
**TD ARENA**  
**CHARLESTON, S.C.**



**GENERAL INFORMATION**  
 Location: Atlanta, Ga.  
 Enrollment: 19,404  
 Nickname: Yellow Jackets  
 Colors: Old Gold and White  
 Arena: Arena at Gwinnett  
 Conference: Atlantic Coast  
 Athletics Director: Dan Radkovich

**BASKETBALL INFORMATION**  
 Head Coach: Brian Gregory  
 Alma Mater: Oakland ('90)  
 School Record: First Season  
 Career Record: 172-94 (9th season)  
 Assistant Coaches: Chad Dollar, Josh Postorino, Bill Schmidt  
 2010-11 Record: 13-18  
 Conference Record: 5-11  
 Letterman Returning: 7  
 Series Record: LSU leads, 20-14

**SPORTS INFORMATION**  
 MBB Contact: Mike Stamus  
 Office Phone: (404) 894-5446  
 Fax Number: (404)-894-1248  
 E-Mail: mstamus@athletics.gatech.edu  
 Press Row: TBA  
 Website: www.RamblinWreck.com  
 Mailing Address: 150 Bobby Dodd Way, Atlanta, Ga. 30332

**NORTHWESTERN**  
**CHARLESTON CLASSIC OPPONENT**  
**NOV. 17, 2 P.M.**  
**TD ARENA**  
**CHARLESTON, SC**  
**ESPN**



**GENERAL INFORMATION**  
 Location: Evanston, Ill.  
 Enrollment: 8,367  
 Nickname: Wildcats  
 Colors: Purple and White  
 Arena: Welsh-Ryan Arena  
 Conference: Big Ten  
 Athletics Director: Jim Phillips

**BASKETBALL INFORMATION**  
 Head Coach: Bill Carmody  
 Alma Mater: Union College, '70  
 School Record: 160-177 (11 years)  
 Career Record: 252-202 (15 years)  
 Assoc. Head Coach: Tavaras Hardy  
 Assistant Coaches: Fred Hill, Ivan Vujic  
 2010-11 Record: 20-14  
 Conference Record/Finish: 7-11 (8th)  
 Letterman Returning/Lost: 9/4  
 Starters Returning/Lost: 4/1  
 Series Record: Northwestern leads, 2-1

**SPORTS INFORMATION**  
 MBB Contact: Nick Brillowski  
 Office Phone: (847)-467-3831  
 Office Fax: (847)-491-8818  
 E-Mail: brilowski@northwestern.edu  
 Press Row: (847)-491-8852  
 Website: NUsports.com  
 Mailing Address: Anderson Hall, 1501 Central Street, Evanston, Ill. 60208

**RUTGERS**  
**DEC. 3, 2011, 6 P.M.**  
**BIG EAST-SEC CHALLENGE**  
**RUTGERS ATHLETIC CENTER**  
**PISCATAWAY, N. J.**  
**ESPN**



**GENERAL INFORMATION**  
 Location: Piscataway, N. J.  
 Enrollment: 42,000  
 Nickname: Scarlet Knights  
 Colors: Red and White  
 Arena: Rutgers Athletic Center  
 Conference: Big East  
 Athletics Director: Tim Pernetti

**BASKETBALL INFORMATION**  
 Head Coach: Mike Rice  
 Alma Mater: Fordham ('91)  
 School Record: 15-17 (1 year)  
 Career Record: 88-48 (4 years)  
 Assistant Coaches: David Cox, Van Macon, Jimmy Martelli  
 2010-11 Record: 15-17  
 Conference Record: 5-13 (13th)  
 Letterman Returning/Lost: 7/6  
 Starters Returning/Lost: 2/3  
 Series Record: Villanova leads, 3-2

**SPORTS INFORMATION**  
 MBB Contact: Kevin Lorincz  
 Office Phone: (732)-445-7812  
 E-Mail: klorincz@scarletknights.com  
 Press Row: (732) 445-7894  
 Website: www.scarletknights.com  
 Mailing Address: 83 Rockefeller Road, Piscataway, N. J. 08854

**SAINT JOSEPH'S**  
**POSSIBLE OPPONENT, NOV. 18**  
**CHARLESTON CLASSIC**  
**TD ARENA**  
**CHARLESTON, S. C.**



**GENERAL INFORMATION**  
 Location: Philadelphia, Pa.  
 Enrollment: 4,600  
 Nickname: Hawks  
 Colors: Crimson and Gray  
 Arena: Michael J. Hagan Arena  
 Conference: Atlantic 10  
 Athletics Director: Don Dijulia

**BASKETBALL INFORMATION**  
 Head Coach: Phil Martelli  
 Alma Mater: Widener ('76)  
 School Record: 300-209 (16 years)  
 Career Record: 300-209 (16 years)  
 Assistant Coaches: Mark Bass, David Duda, Geoff Arnold  
 2010-11 Record: 11-22  
 Conference Record/Finish: 4-12/12th  
 Letterman Returning/Lost: 7/4  
 Starters Returning/Lost: 4/1  
 Series Record: St. Joseph's leads, 1-0

**SPORTS INFORMATION**  
 MBB Contact: Marie Wozniak  
 Office Phone: (610)-660-1727  
 Office Fax: (610)-660-1724  
 E-Mail: mwozniak@sju.edu  
 Press Row: (610)-660-2599  
 Website: www.sjuhawks.com  
 Mailing Address: 5600 City Ave., Philadelphia, Pa., 19131

**SETON HALL**  
**POSSIBLE OPPONENT, NOV. 20**  
**CHARLESTON CLASSIC**  
**TD ARENA**  
**CHARLESTON, SC**



**GENERAL INFORMATION**  
 Location: South Orange, N. J.  
 Enrollment: 9,700  
 Nickname: Pirates  
 Colors: Blue and White  
 Arena: Prudential Center  
 Conference: Big East  
 Athletics Director: Patrick G. Lyons

**BASKETBALL INFORMATION**  
 Head Coach: Kevin Willard  
 Alma Mater: Pittsburgh ('97)  
 School Record: 13-18 (1 year)  
 Career Record: 58-67 (4 years)  
 Assoc. Head Coach: Shaheen Holloway  
 Assistant Coaches: Chris Pompey, Dan McHale  
 2010-11 Record: 13-18  
 Conference Record/Finish: 7-11 (12th)  
 Letterman Returning/Lost: 6/5  
 Starters Returning/Lost: 3/2  
 Series Record: No previous meetings

**SPORTS INFORMATION**  
 MBB Contact: Matt Sweeney  
 Office Phone: (973) 761-9493  
 Office Fax: (973) 761-9061  
 E-Mail: matthew.sweeney@shu.edu  
 Press Row: (973) 757-6598  
 Website: www.SHUpirates.com  
 Mailing Address: Athletics Communications Office, Seton Hall University, 400 South Orange Ave. South Orange, N.J. 07079

**TULSA**  
**POSSIBLE OPPONENT, NOV. 18**  
**CHARLESTON CLASSIC**  
**TD ARENA**  
**CHARLESTON, S. C.**



**GENERAL INFORMATION**  
 Location: Tulsa, Okla.  
 Enrollment: 4,100  
 Nickname: Golden Hurricane  
 Colors: Old Gold, Royal Blue & Crimson  
 Arena: Donald W. Reynolds Center  
 Conference: Conference USA  
 Athletics Director: Bubba Cunningham

**BASKETBALL INFORMATION**  
 Head Coach: Doug Wojcik  
 Alma Mater: U.S. Naval Academy ('87)  
 School Record: 123-78 (6 years)  
 Career Record: 123-78 (6 years)  
 Assistant Coaches: Jeremy Ballard, Emmett Davis, Terrence Rencher  
 2010-11 Record: 19-13  
 Conference Record: 11-5  
 Letterman Returning/Lost: 8/4  
 Starters Returning/Lost: 3/2  
 Series Record: Series tied, 1-1

**SPORTS INFORMATION**  
 MBB Contact: Don Tomkalski  
 Office Phone: (918) 631-3200  
 E-Mail: Donald-tomkalski@tulsa.edu  
 Website: www.tulsahurricane.com  
 Mailing Address: 5201 North O'Connor Blvd., Suite 300, Irving, Texas 75039

## VCU

**POSSIBLE OPPONENT, NOV. 20**  
**CHARLESTON CLASSIC**  
**TD ARENA**  
**CHARLESTON, S. C.**



### GENERAL INFORMATION

Location: Richmond, Va.  
 Enrollment: 32,000  
 Nickname: Rams  
 Colors: Black and Gold  
 Arena: Verizon Wireless Arena at Stuart C. Siegel Center  
 Conference: Colonial Athletic Association  
 Athletics Director: Norwood Teague

### BASKETBALL INFORMATION

Head Coach: Shaka Smart  
 School Record: 55-21 (2 years)  
 Career Record: 55-21 (2 years)  
 Assistant Coaches: Mike Rhoades, Will Wade, Jamion Christian  
 2010-11 Record: 27-9  
 Conference Record: 12-6  
 Letterman Returning/Lost: 8/4  
 Starters Returning/Lost: 3/2  
 Series Record: No previous meetings

### SPORTS INFORMATION

MBB Contact: Scott Day  
 Office Phone: (804)-828-1727  
 Fax Phone: (804)-828-9428  
 E-Mail: sdday@vcu.edu  
 Website: www.VCUathletics.com  
 Mailing Address: 1300 West Broad Street, Richmond, VA 23284

## WESTERN KENTUCKY

**POSSIBLE OPPONENT NOV 18**  
**CHARLESTON CLASSIC**  
**TD ARENA**  
**CHARLESTON, S. C.**



### GENERAL INFORMATION

Location: Bowling Green, Ky.  
 Enrollment: 20,885  
 Nickname: Hilltoppers  
 Colors: Red and White  
 Arena: E. A. Diddle Arena  
 Conference: Sun Belt  
 Athletics Director: Ross Bjork

### BASKETBALL INFORMATION

Head Coach: Ken McDonald  
 School Record: 62-38 (3 seasons)  
 Career Record: 62-38 (3 seasons)  
 Assistant Coaches: Ray Harper, Lawrence Brennenman, Jake Morton  
 2010-11 Record: 16-16  
 Conference Record/Finish: 8-8  
 Letterman Returning/Lost: 6-5  
 Starters Returning/Lost: 2/3  
 Series Record: LSU leads, 2-0

### SPORTS INFORMATION

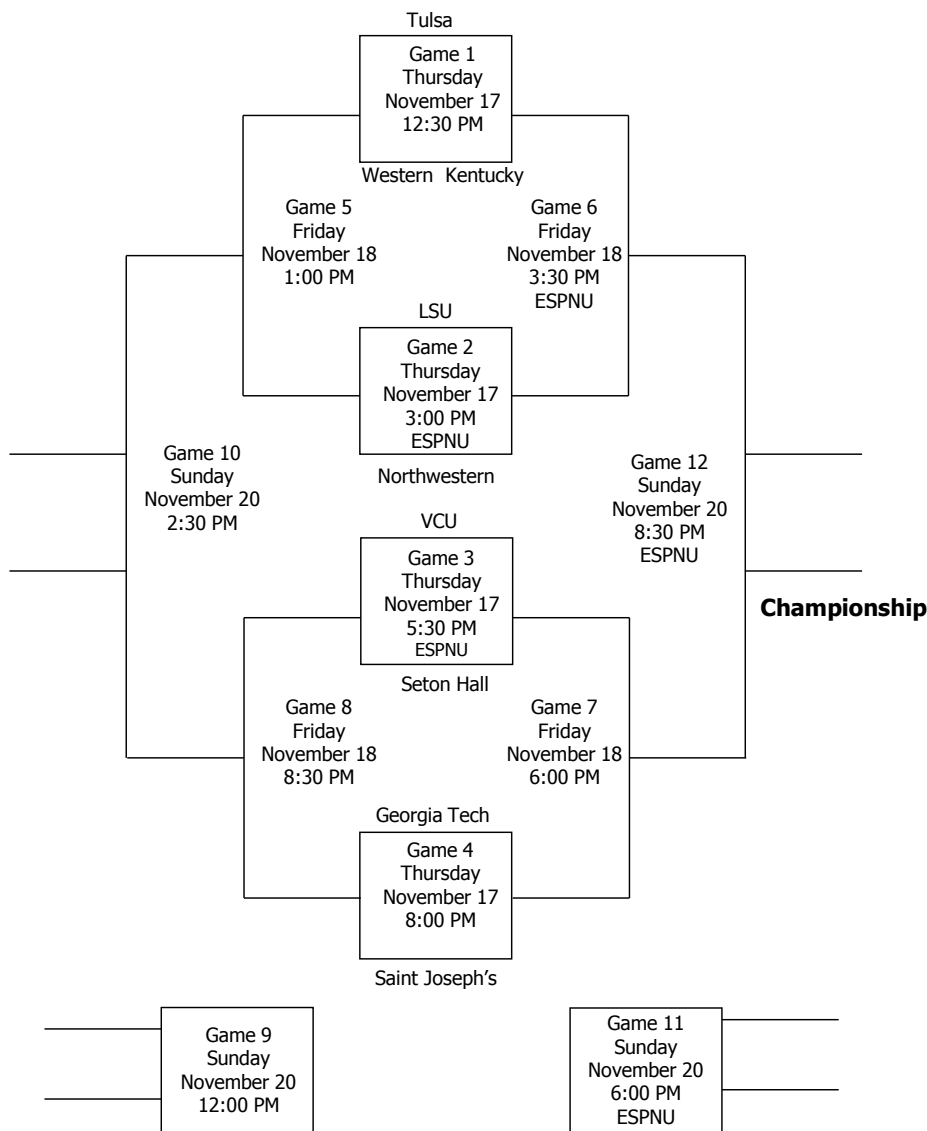
MBB Contact: Michael Schroeder  
 Office Phone: (270)-745-5045  
 Office Fax: (270)-745-6941  
 E-Mail: michael.schroeder@wku.edu  
 Press Row: (270)-745-6941  
 Mailing Address: Athletic Media Relations, Western Kentucky University, E.A. Diddle Arena, Room 1454, 1605 Avenue of Champions, Bowling Green, Ky. 42101-6412.

# DIRECTV Charleston Classic

PRESENTED BY FOSTER GRANT  
 HOSTED BY ESPN AND THE SOUTHERN CONFERENCE  
**November 17,18 & 20, 2011 • TD Arena**  
**Charleston, SC**



\* All times are listed in EASTERN TIME (ET)  
 Home Team is listed on the bottom of each match-up





## BOISE STATE

DEC 10, 7 P.M.

MARAVICH CENTER • BATON ROUGE, LA  
CST

### GENERAL INFORMATION

Location: Boise, Idaho  
Enrollment: 19,664  
Nickname: Broncos  
Colors: Blue and Orange  
Arena: Taco Bell Arena  
Conference: Mountain West  
Athletics Director: Gene Bleymaier



### BASKETBALL INFORMATION

Head Coach: Leon Rice  
Alma Mater: Washington State ('86)  
School Record: 22-13 (Second Year)  
Career Record: 22-13 (Second Year)  
Associate Head Coach: Dave Wojcik  
Assistant Coaches: Jeff Linder, John Rillie  
2010-11 Record: 22-13  
Conference Record/Finish: 10-6/2nd  
Letterman Returning/Lost: 5/9  
Starters Returning/Lost: 2/3  
Series Record: First Meeting

### SPORTS INFORMATION

MBB Contact: Joe Nickell  
Office Phone: (208) 426-3868  
Office Fax: (208) 426-1778  
E-Mail: joenickell@boisestate.edu  
Press Row: (208) 426-1503  
Website: www.broncosports.com  
Mailing Address: Boise State Athletics, 1910 University Dr., Boise, ID 83725

## UC IRVINE

DEC 15, 7 P.M.

MARAVICH CENTER • BATON ROUGE, LA  
CST

### GENERAL INFORMATION

Location: Irvine, Calif.  
Enrollment: 27,000  
Nickname: Anteaters  
Colors: Blue and Gold  
Arena: Bren Events Center  
Conference: Big West  
Athletics Director: Michael Izzi



### BASKETBALL INFORMATION

Head Coach: Russell Turner  
Alma Mater: Crawford Hall ('92)  
School Record: First Season  
Career Record: First Season  
Assistant Coaches: Ali Ton, Ryan Badrtalei  
2010-11 Record: 13-19  
Conference Record/Finish: 6-10/7th  
Letterman Returning/Lost: 8/4  
Starters Returning/Lost: 2/3  
Series Record: First Meeting

### SPORTS INFORMATION

MBB Contact: Bob Olson  
Office Phone: (949) 824-5814  
Office Fax: (949) 824-7350  
E-Mail: rkolson@uci.edu  
Press Row: (949) 824-5814/2510  
Website: www.ucirvinesports.com  
Mailing Address: Crawford Hall, 903 W. Peltason Dr., Irvine, CA 92679-4500

## COASTAL CAROLINA

NOV 15, 6 P.M.

KIMBEL ARENA • CONWAY, S.C.

### GENERAL INFORMATION

Location: Conway, S.C.  
Enrollment: 8,700  
Nickname: Chanticleers  
Colors: Teal, Bronze & Black  
Arena: Kimbel Arena  
Conference: Big South  
Athletics Director: Hunter Yurachek



### BASKETBALL INFORMATION

Head Coach: Cliff Ellis  
Alma Mater: Florida State ('68)  
School Record: 80-49 (4 years)  
Career Record: 692-398 (35 years)  
Associate Head Coach: Don Hogan  
Assistant Coaches: Gus Hauser, Mamadou N'Diaye  
2010-11 Record: 28-6  
Conference Record/Finish: 16-2/1st  
Letterman Returning/Lost: 8/4  
Starters Returning/Lost: 2/3  
Series Record: Coastal Carolina leads 1-0

### SPORTS INFORMATION

MBB Contact: Dan White  
Office Phone: (843) 349-2840  
Office Fax: (843) 349-2819  
E-Mail: dwhite@coastal.edu  
Press Row: (843) 349-2822  
Website: www.GoCCUsports.com  
Mailing Address: 132 Chanticleer Drive West, Room 118, Conway, S.C. 29526

## GRAMBLING

DEC 29, 6 P.M.

MARAVICH CENTER • BATON ROUGE, LA  
CST

### GENERAL INFORMATION

Location: Grambling, LA  
Enrollment: 4,405  
Nickname: Tigers  
Colors: Black and Gold  
Arena: Hobdy Assembly Arena  
Conference: Southwestern Athletic  
Interim Athletic Director: Aaron James



### BASKETBALL INFORMATION

Head Coach: Bobby Washington  
Alma Mater: Eastern Kentucky University  
School Record: 12-21 (1 year)  
Assistant Coaches: Tae Norwood  
2010-11 Record: 12-21  
Conference Record/Finish: 8-10/6th  
Letterman Returning/Lost: 7/5  
Starters Returning/Lost: 3/2  
Series Record: LSU leads, 2-0

### SPORTS INFORMATION

MBB Contact: TBA  
Office Phone: 318-274-6562  
E-Mail: TBA  
Press Row: TBA  
Website: www.gsutigers.com  
Mailing Address: P. O. Box 604, Grambling, La. 71245

## HOUSTON

NOV 29, 7 P.M.

HOFHEINZ PAVILION • HOUSTON, TEXAS  
CBS SPORTS NETWORK

### GENERAL INFORMATION

Location: Houston, Texas  
Enrollment: 37,000  
Nickname: Cougars  
Colors: Scarlet and White with Navy Trim  
Arena: Hofheinz Pavillion  
Conference: Conference USA  
Athletics Director: Mack Rhoades



### BASKETBALL INFORMATION

Head Coach: James Dickey  
Alma Mater: Central Arkansas ('76)  
School Record: 12-18 (1 year)  
Associate Coach: Alvin Brooks  
Assistant Coaches: Daniyal Robinson, Ulric Maligi  
2010-11 Record: 12-18  
Conference Record/Finish: 4-12/11th  
Letterman Returning/Lost: 4/5  
Starters Returning/Lost: 3/3  
Series Record: Houston leads, 9-6

### SPORTS INFORMATION

MBB Contact: Jeff Conrad  
Office Phone: (713) 743-9410  
Office Fax: (713) 743-9411  
E-Mail: jconrad@central.uh.edu  
Press Row: (713) 743-9414  
Website: www.UHCougars.com  
Mailing Address: 3100 Cullen Blvd., Suite 2008, Houston, Texas 77204

**MARQUETTE****DEC 19, 8 P.M.****MARAVICH CENTER • BATON ROUGE, LA**  
FSN**GENERAL INFORMATION**

Location: Milwaukee, Wis  
Enrollment: 11,800  
Nickname: Golden Eagles  
Colors: Blue and Gold  
Arena: Bradley Center  
Conference: Big East  
Athletics Director: Mike Broeker

**BASKETBALL INFORMATION**

Head Coach: Buzz Williams  
Alma Mater: Oklahoma City ('94)  
School Record: 69-36 (3 years)  
Career Record: 83-53 (4 years)  
Associate Head Coach: Tony Benford  
Assistant Coaches: Aki Collins, Scott Monarch  
2010-11 Record: 22-15  
Conference Record/Finish: 9-9/9th  
Letterman Returning/Lost: 7/5  
Starters Returning/Lost: 3/2  
Series Record: Marquette leads, 1-0

**SPORTS INFORMATION**

MBB Contact: Scott Kuykendall  
Office Phone: (414) 288-4794  
E-Mail: scott.kuykendall@marquette.edu  
Press Row: (414) 227-0580  
Website: www.GoMarquette.com  
Mailing Address: Al McGuire Center Address, 770 N. 12th Street, Milwaukee, WI 53233

**NICHOLLS STATE****NOV 12, NOON****MARAVICH CENTER • BATON ROUGE, LA****GENERAL INFORMATION**

Location: Thibodaux, La.  
Enrollment: 6,814  
Nickname: Colonels  
Colors: Red and Gray  
Arena: Stopher Gym  
Conference: Southland  
Athletics Director: Rob Bernardi

**BASKETBALL INFORMATION**

Head Coach: J.P. Piper  
Alma Mater: Southeastern ('91)  
School Record: 78-123 (7 years)  
Career Record: 78-123 (7 years)  
Assistant Coaches: Rennie Bailey, Terry Parker, Mike Czepil  
2010-11 Record: 14-14  
Conference Record/Finish: 8-8/4th-East  
Letterman Returning/Lost: 5/7  
Starters Returning/Lost: 2/4  
Series Record: LSU leads, 16-1

**SPORTS INFORMATION**

MBB Contact: Clyde Verdin  
Office Phone: (985) 448-4281  
Office Fax: (985) 448-4924  
E-Mail: clyde.verdin@nicholls.edu  
Press Row: (985) 448-4294  
Website: www.Geauxcolonels.com  
Mailing Address: Nicholls State University, P.O. Box 2032, Thibodaux, LA 70310

**NORTH TEXAS****DEC 22, 7 P.M.****UNT COLISEUM • DENTON, TEXAS****GENERAL INFORMATION**

Location: Denton, Texas  
Enrollment: 36,206  
Nickname: Mean Green  
Colors: Green and White  
Arena: The Super Pit  
Conference: Sun Belt  
Athletics Director: Rick Villarreal

**BASKETBALL INFORMATION**

Head Coach: Johnny Jones  
Alma Mater: LSU ('85)  
School Record: 172-132 (10 years)  
Career Record: 187-148 (11 years)  
Assistant Coaches: Charlie Leonard, Bill Foy, Shawn Forrest  
2010-11 Record: 22-11  
Conference Record/Finish: 8-8/4th-West  
Letterman Returning/Lost: 5/8  
Starters Returning/Lost: 1/4  
Series Record: North Texas leads, 1-0

**SPORTS INFORMATION**

MBB Contact: Stephen Howard  
Office Phone: (940) 369-8548  
E-Mail: Stephen.howard@unt.edu  
Press Row: (940) 565-4674  
Website: www.MeanGreenSports.com

**SOUTH ALABAMA****NOV 23, 7:00 P.M.****MARAVICH CENTER • BATON ROUGE**  
CST**GENERAL INFORMATION**

Location: Mobile, Alabama  
Enrollment: 15,009  
Nickname: Jaguars  
Colors: Blue, Red & White  
Arena: Mitchell Center  
Conference: Sun Belt  
Athletics Director: Dr. Joel Erdmann

**BASKETBALL INFORMATION**

Head Coach: Ronnie Arrow  
Alma Mater: Southwest Texas State ('69)  
School Record: 189-144 (12 seasons)  
Career Record: 323-235 (20 seasons)  
Associate Head Coach: Jeff Price  
Assistant Coaches: Michael Floyd, Dominique Taylor  
2010-11 Record: 12-16  
Conference Record/Finish: 6-10/ 5th-East  
Letterman Returning/Lost: 6/8  
Starters Returning/Lost: 1/4  
Series Record: LSU leads, 2-0

**SPORTS INFORMATION**

MBB Contact: Matt Horne  
Office Phone: (251) 414-8184  
Office Fax: (251) 460-7297  
E-Mail: mhorne@usouthal.edu  
Press Row: (251) 460-7418  
Website: www.usajaguars.com  
Mailing Address: 1209 Mitchell Center, Mobile, AL 36688

**VIRGINIA****JAN 2, 6 P.M.****MARAVICH CENTER • BATON ROUGE, LA**  
CSS/CST**GENERAL INFORMATION**

Location: Charlottesville, VA  
Enrollment: 20,895  
Nickname: Cavaliers  
Colors: Orange and Blue  
Arena: John Paul Jones Arena  
Conference: Atlantic Coast Conference (ACC)  
Athletics Director: Craig Littlepage

**BASKETBALL INFORMATION**

Head Coach: Tony Bennett  
Alma Mater: Wisconsin-Green Bay ('92)  
School Record: 31-31 (Third Year)  
Career Record: 100-64 (Five Years)  
Associate Head Coach: Ritchie McKay  
Assistant Coaches: Ron Sanchez, Jason Williford  
2010-11 Record: 16-15  
Conference Record/Finish: 7-9/7th (T)  
Letterman Returning/Lost: 10/3  
Starters Returning/Lost: 4/1  
Series Record: Virginia leads, 2-0

**SPORTS INFORMATION**

MBB Contact: Rich Murray  
Office Phone: (434) 982-5500  
Office Fax: (434) 982-5525  
E-Mail: rmurray@virginia.edu  
Press Row: (434) 296-5910  
Website: www.VirginiaSports.com  
Mailing Address: P.O. Box 400853, Charlottesville, Va. 22904-4853





The SEC office is located in Birmingham, Ala.



Throughout its 78-year history, the Southeastern Conference has been a leader in the integration of athletic competition and higher education.

Since its formation in 1933, the SEC has achieved both stature and stability by designating governing/voting power to the presidents of the member institutions. They have determined the policies of the conference and through the years this involvement has been the principal source of strength in the evolution of the SEC.

Intercollegiate athletics has encountered many challenges in the 1990s and again the SEC provided guidance. In 1993, the member institutions adopted The Principles of Gender Equity. Committed to increasing the quantity and quality of women's athletic opportunities, each school provides at least two more women's intercollegiate programs than the number of men's.

Faced with the task of conference realignment after competing with 10 members since 1966, the SEC welcomed the University of Arkansas and the University of South Carolina in 1991. Now with conference realignment again at the forefront, the league will welcome Texas A&M to the fold in the fall of 2012.

SEC schools began athletic competition with one another almost 100 years ago as members of the Southern Intercollegiate Athletic Association.

Seven institutions (Alabama, Auburn, Georgia, Georgia Tech, North Carolina, Sewanee and Vanderbilt) attended the SIAA organizational meeting of faculty representatives in Atlanta in 1894.

Basketball moved quickly to the South as Vanderbilt was playing at the Nashville YMCA in 1893, just two years

after Dr. James Naismith originated the game at Springfield (Mass.) College. Basketball became an intercollegiate sport in 1901 and in 1908 Vanderbilt was meeting Columbia and Yale intersectionally.

The seven-member SIAA expanded to 19 institutions in 1895 and by 1920 there were 30 members.

The larger schools reorganized as the Southern Conference in 1920. Despite an original limit of 16, the membership grew to 23 by 1928.

The 13 members west and south of the Appalachian Mountains reorganized as the Southeastern Conference at the annual SC meeting in 1932. The 10 coast members remained in the Southern Conference. Charter members of the new conference were: Alabama, Auburn, Florida, Georgia, Georgia Tech, Kentucky, LSU, Mississippi, Mississippi State, Sewanee, Tennessee, Tulane and Vanderbilt. (Sewanee withdrew in 1940, Georgia Tech in 1964 and Tulane in 1966).

The first SEC champions were crowned in 1933 in four sports (baseball, basketball, football and outdoor track). The league's inaugural championship event was a basketball tournament in Atlanta in 1933. Records show the first men's team title for cross-country was awarded in 1935, while golf and swimming were added in 1937. The league later began hosting championships in tennis (1953) and indoor track (1957).

In the 1979-80 academic year SEC championships for women were recognized in basketball, tennis and volleyball. The following year golf, gymnastics, swimming and track and field were added. The administration of women's athletics officially came under the auspices of the conference office in 1984.

The SEC currently regulates nine men's sports and 11 women's sports: Men—baseball, basketball, football, golf, swimming, tennis and track (cross country, indoor and outdoor). Women—basketball, golf, gymnastics, soccer, softball, swimming, tennis, track (cross country, indoor and outdoor) and volleyball.

**ALABAMA****JAN. 11, 8 P.M.****COLEMAN COLISEUM • TUSCALOOSA, ALA**  
CSS/CST**FEB 11, 6 P.M.****MARAVICH CENTER • BATON ROUGE, LA**  
ESPN2**GENERAL INFORMATION**

Location: Tuscaloosa, Ala.  
Enrollment: 27,052  
Nickname: Crimson Tide  
Colors: Crimson and White  
Arena: Coleman Coliseum  
Conference: SEC  
Athletics Director: Mal Moore

**BASKETBALL INFORMATION**

Head Coach: Anthony Grant  
Alma Mater: Dayton, '87  
School Record: 42-27 (2 years)  
Career Record: 118-52 (5 years)  
Associate Head Coach: Dan Hipsher  
Assistant Coaches: John Brannen, Tony Pujol  
2010-11 Record: 25-12  
Conference Record/Finish: 12-4/1st West  
Letterman Returning/Lost: 8/3  
Starters Returning/Lost: 4/1  
Series Record: Alabama leads, 100-66

**SPORTS INFORMATION**

MBB Contact: Ty Patton  
Office Phone: (205) 348-5401  
Office Fax: (205) 348-8841  
E-Mail: tpatton@ia.ua.edu  
Press Row: (205) 348-6084  
Website: www.rolltide.com  
Mailing Address: 1201 Coliseum Drive, Room 170, Tuscaloosa, AL 35487

**ARKANSAS****JAN 14, 8 P.M.****BUD WALTON ARENA • FAYETTEVILLE, ARK**  
FSN**FEB 4, 12:30 P.M.****MARAVICH CENTER • BATON ROUGE, LA**  
SEC NETWORK**GENERAL INFORMATION**

Location: Fayetteville, Arkansas  
Enrollment: 19,849  
Nickname: Razorbacks  
Colors: Cardinal and White  
Arena: Bud Walton Arena  
Conference: SEC  
Athletics Director: Jeff Long

**BASKETBALL INFORMATION**

Head Coach: Mike Anderson  
Alma Mater: Tulsa ('82)  
School Record: First Year  
Career Record: 200-97 (9 years)  
Associate Head Coach: Melvin Watkins  
Assistant Coaches: T.J. Cleveland, Matt Zimmerman  
2010-11 Record: 18-13  
Conference Record/Finish: 7-9/4th-West  
Letterman Returning/Lost: 7/6  
Starters Returning/Lost: 1/4  
Series Record: Arkansas leads, 30-22

**SPORTS INFORMATION**

MBB Contact: Phil Pierce  
Office Phone: (479) 575-7430  
Office Fax: (479) 575-7481  
E-Mail: ppierce@uark.edu  
Press Row: (479) 575-6622  
Website: www.ArkansasRazorbacks.com  
Mailing Address: Broyles Athletic Center, PO Box 7777, Fayetteville, AR 72702

**AUBURN****JAN. 17, 6 P.M.****MARAVICH CENTER • BATON ROUGE, LA**  
ESPN**MAR 3, 1 P.M.****AUBURN ARENA • AUBURN, ALA**  
CBS**GENERAL INFORMATION**

Location: Auburn, Ala.  
Enrollment: 25,078  
Nickname: Tigers  
Colors: Burnt Orange and Navy Blue  
Arena: Auburn Arena  
Conference: SEC  
Athletics Director: Jay Jacobs

**BASKETBALL INFORMATION**

Head Coach: Tony Barbee  
Alma Mater: UMass ('93)  
School Record: 11-20 (1 year)  
Career Record: 93-72 (5 years)  
Assistant Coaches: Randall Dickey, Tony Madlock, Milt Wagner  
2010-11 Record: 11-20  
Conference Record/Finish: 4-12/5th-West  
Starters Returning/Lost: 5/1  
Series Record: LSU leads, 81-62

**SPORTS INFORMATION**

MBB Contact: Chuck Gallina  
Office Phone: (334) 844-9800  
Office Fax: (334) 844-9807  
E-Mail: chuckg@auburn.edu  
Press Row: (334) 844-1933/1935  
Website: www.auburntigers.com  
Mailing Address: Athletic Media Relations, Athletic Complex, 392 South Donahue Drive, Auburn, AL 36849

**FLORIDA****JAN 21, 5 P.M.****O'CONNELL CENTER • GAINESVILLE, FLA.**  
FSN**GENERAL INFORMATION**

Location: Gainesville, Fla.  
Enrollment: 50,844  
Nickname: Gators  
Colors: Orange and Blue  
Arena: Stephen C. O'Connell Center  
Conference: SEC  
Athletics Director: Jeremy Foley

**BASKETBALL INFORMATION**

Head Coach: Billy Donovan  
Alma Mater: Providence ('87)  
School Record: 360-147 (15 years)  
Career Record: 395-167 (17 years)  
Assistant Coaches: Matt McCall, John Pelphery, Norm Roberts  
2010-11 Record: 29-8  
Conference Record/Finish: 13-3/1st-East  
Letterman Returning/Lost: 7/5  
Starters Returning/Lost: 2/3  
Series Record: LSU leads, 60-39

**SPORTS INFORMATION**

MBB Contact: Denver Parler  
Office Phone: (352) 375-4683, ext. 6135  
Office Fax: (352) 375-4809  
E-Mail: denverp@gators.ufl.edu  
Press Row: (352) 371-0281  
Website: www.gatorzone.com  
Mailing Address: P.O. Box 14485, Gainesville, FL 32604

**GEORGIA****FEB 22, 7 P.M.****MARAVICH CENTER • BATON ROUGE, LA**  
SEC NETWORK**GENERAL INFORMATION**

Location: Athens, Georgia  
Enrollment: 34,180  
Nickname: Bulldogs  
Colors: Red and Black  
Arena: Stegeman Coliseum  
Conference: SEC  
Athletics Director: Greg McGarity

**BASKETBALL INFORMATION**

Head Coach: Mark Fox  
Alma Mater: E. New Mexico ('91)  
School Record: 35-28 (2 years)  
Career Record: 158-71 (5 years)  
Assistant Coaches: Kwanza Johnson, Philip Pearson, Stacey Palmore  
2010-11 Record: 21-12  
Conference Record/Finish: 9-7/4th-East  
Series Record: LSU leads, 59-40

**SPORTS INFORMATION**

MBB Contact: Tim Hix  
Office Phone: (706) 542-1621  
Office Fax: (706) 542-9339  
E-Mail: thix@sports.uga.edu  
Press Row: (706) 542-8052  
Website: www.georgiadogs.com  
Mailing Address: P.O. Box 1472 Athens, GA 30603

**KENTUCKY****JAN 28, 3 P.M.****MARAVICH CENTER • BATON ROUGE, LA**  
SEC NETWORK**GENERAL INFORMATION**

Location: Lexington, Ky.  
Enrollment: 28,000  
Nickname: Wildcats  
Colors: Blue and White  
Arena: Rupp Arena  
Conference: SEC  
Athletics Director: Mitch Barnhart

**BASKETBALL INFORMATION**

Head Coach: John Calipari  
Alma Mater: Clarion, '82  
School Record: 64-12 (2 years)  
Career Record: 467-150 (19 years)  
Assistant Coaches: John Robic, Orlando Antigua, Kenny Payne  
2010-11 Record: 29-9  
Conference Record/Finish: 10-6/2nd-East  
Letterman Returning/Lost: 7/3  
Starters Returning/Lost: 3/3  
Series Record: Kentucky leads, 80-24

**SPORTS INFORMATION**

MBB Contact: DeWayne Peevy  
Office Phone: (859) 227-1779  
Office Fax: (859) 323-4310  
E-Mail: dewayne.peevy@uky.edu  
Press Row: (859) 252-3602  
Website: www.ukathletics.com  
Mailing Address: 338 Lexington Ave., Joe Craft Center, Lexington, KY 40506



## OLE MISS

**JAN 7, 12:30 P.M.**  
**MARAVICH CENTER • BATON ROUGE, LA**  
**SEC NETWORK**

**FEB 25, 12:30 P.M.**  
**TAD SMITH COLISEUM • OXFORD, MISS.**  
**SEC NETWORK**

### GENERAL INFORMATION

Location: Oxford, Miss.  
 Enrollment: 19,536  
 Nickname: Rebels  
 Colors: Cardinal Red and Navy Blue  
 Arena: Tad Smith Coliseum  
 Conference: SEC  
 Athletics Director: Pete Boone



### BASKETBALL INFORMATION

Head Coach: Andy Kennedy  
 Alma Mater: UAB ('91)  
 School Record: 85-50 (5 years)  
 Career Record: 106-63 (6 years)  
 Assistant Coaches: Michael White, Owen Miller, Torrey Ward  
 2010-11 Record: 20-14  
 Conference Record/Finish: 7-9/3rd-West  
 Letterman Returning/Lost: 10/3  
 Starters Returning/Lost: 4/1  
 Series Record: LSU leads, 116-84

### SPORTS INFORMATION

MBB Contact: Joey Jones  
 Office Phone: (662) 915-7522  
 Office Fax: (662) 915-7006  
 E-Mail: joeyj@olemiss.edu  
 Press Row: (662) 236-1931  
 Website: www.olemisssports.com  
 Mailing Address: P.O. Box 217, University, MS 38677

## MISSISSIPPI STATE

**JAN. 25, 7 P.M.**  
**HUMPHREY COLISEUM • STARKVILLE, MISS.**  
**SEC NETWORK**

**FEB 14, 8 P.M.**  
**MARAVICH CENTER • BATON ROUGE, LA**  
**ESPN**

### GENERAL INFORMATION

Location: Starkville, Miss.  
 Enrollment: 17,824  
 Nickname: Bulldogs  
 Colors: Maroon and White  
 Arena: Humphrey Coliseum  
 Conference: Southeastern  
 Athletics Director: Greg Byrne



### BASKETBALL INFORMATION

Head Coach: Rick Stansbury  
 Alma Mater: Campbellsville ('82)  
 School Record: 272-151 (13 years)  
 Career Record: 272-151 (13 years)  
 Assistant Coaches: Phil Cunningham, Marcus Grant, George Brooks  
 2010-11 Record: 17-14  
 Conference Record/Finish: 9-7/2nd-West  
 Letterman Returning/Lost: 9/7  
 Starters Returning/Lost: 2/3  
 Series Record: LSU leads, 104-95

### SPORTS INFORMATION

MBB Contact: Gregg Ellis  
 Office Phone: (662) 325-3595  
 Office Fax: (662) 325-3654  
 E-Mail: gellis@athletics.msstate.edu  
 Press Row: (662) 325-3776  
 Website: www.msstateathletics.com  
 Mailing Address: MSU Athletic Media Relations Office, P.O. Box 5308, Mississippi State, MS 3972

## SOUTH CAROLINA

**FEB 18, 12:30 P.M.**  
**COLONIAL LIFE ARENA • COLUMBIA, S.C.**  
**SEC NETWORK**

### GENERAL INFORMATION

Location: Columbia, S.C.  
 Enrollment: 29,957  
 Nickname: Gamecocks  
 Colors: Garnet and Black  
 Arena: Colonial Life Arena  
 Conference: SEC  
 Athletics Director: Eric Hyman



### BASKETBALL INFORMATION

Head Coach: Darrin Horn  
 Alma Mater: Western Kentucky, '95  
 School Record: 50-42 (3 seasons)  
 Career Record: 161-90(8 seasons)  
 Assistant Coaches: Neill Berry, Cypheus Bunton, Michael Boynton  
 2010-11 Record: 14-16  
 Conference Record/Finish: 5-11/6th-East  
 Letterman Returning/Lost: 7/4  
 Starters Returning/Lost: 4/1  
 Series Record: South Carolina leads, 14-11

### SPORTS INFORMATION

MBB Contact: Emily Feeney  
 Office Phone: (803) 777-7743  
 Office Fax: (803) 777-2967  
 E-Mail: efeeney@mailbox.sc.edu  
 Press Row: (803) 320-0436  
 Website: www.uscsports.com  
 Mailing Address: University of South Carolina, Roost Building, 1322 Heyward Street Columbia, S.C. 29208

## TENNESSEE

**FEB 29, 8 P.M.**  
**MARAVICH CENTER • BATON ROUGE, LA**  
**CSS/CST**

### GENERAL INFORMATION

Location: Knoxville, Tenn.  
 Enrollment: 27,739  
 Nickname: Volunteers  
 Colors: Orange and White  
 Arena: Thompson-Boling Arena  
 Conference: SEC  
 Athletics Director: Mike Hamilton



### BASKETBALL INFORMATION

Head Coach: Cuonzo Martin  
 Alma Mater: Purdue ('00)  
 School Record: First Year  
 Career Record: 61-41 (3 years)  
 Assistant Coaches: Tracy Webster, Jon Harris, Kent Williams  
 2010-11 Record: 19-15  
 Conference Record/Finish: 8-8/5th-East  
 Letterman Returning/Lost: 6/5  
 Starters Returning/Lost: 1/4  
 Series Record: Tennessee leads, 59-43

### SPORTS INFORMATION

MBB Contact: Tom Satkowiak  
 Office Phone: (865) 974-7501  
 Office Fax: (865) 974-1269  
 E-Mail: tomsid@tennessee.edu  
 Press Row: (865) 544-0789  
 Website: www.UTsports.com  
 Mailing Address: P.O. Box 15016, Knoxville, TN 37996

## VANDERBILT

**FEB 8, 8 P.M.**  
**MEMORIAL GYMNASIUM • NASHVILLE, TENN**  
**CSS/CST**

### GENERAL INFORMATION

Location: Nashville, Tenn.  
 Enrollment: 6,378  
 Nickname: Commodores  
 Colors: Black and Gold  
 Arena: Memorial Gymnasium  
 Conference: SEC  
 Vice-Chancellor (Athletics): David Williams II



### BASKETBALL INFORMATION

Head Coach: Kevin Stallings  
 Alma Mater: Purdue ('82)  
 School Record: 236-148 (12 years)  
 Career Record: 359-211 (18 years)  
 Assistant Coaches: David Cason, Brad Frederick, Dan Muller, Tom Richardson  
 2010-11 Record: 23-11  
 Conference Record/Finish: 9-7/3rd-East  
 Letterman Returning/Lost: 10/4  
 Starters Returning/Lost: 5/0  
 Series Record: Vanderbilt leads, 58-47

### SPORTS INFORMATION

MBB Contact: Andy Boggs  
 Office Phone: (615) 322-4121  
 Office Fax: (615) 343-7064  
 E-Mail: Andy.Boggs@Vanderbilt.edu  
 Press Row: (615) 320-0436  
 Website: www.VUCommodores.com  
 Mailing Address: 2601 Jess Neely Dr., Nashville, TN 37212

## SERIES RECORD VS. SEC OPPONENTS

Alabama	Arkansas	Auburn	Florida	Georgia	Kentucky	LSU	Mississippi State	South Carolina	Tennessee	Vanderbilt
Alabama leads 100-66	Arkansas leads 30-22	LSU leads 81-62	LSU leads 60-39	LSU leads 59-40	LSU leads 80-24	LSU leads 116-84	LSU leads 104-95	South Carolina leads 14-11	Tennessee leads 59-43	Vanderbilt leads 59-47
Last meeting Alabama 67, LSU 56 Feb. 22, 2011	Last meeting Arkansas 80, LSU 61 February 2, 2011	Last meeting Auburn 60, LSU 51 March 5, 2011	Last meeting Florida 68, LSU 61 Feb. 20, 2011	Last meeting Georgia 73, LSU 53 March 2, 2011	Last meeting Kentucky 82, LSU 44 Jan. 15, 2011	Last meeting Ole Miss 66, LSU 60 Feb. 9, 2011	Last meeting LSU 84, Mississippi State 82 Feb. 23, 2011	Last meeting South Carolina 64, LSU 56 Feb. 2, 2011	Last meeting Tennessee 75, LSU 53 Jan. 26, 2011	Last meeting Vanderbilt 62, LSU 50 March 10, 2011
At Tuscaloosa Alabama leads, 64-17	At Fayetteville Arkansas leads, 15-5	At Auburn Auburn leads, 34-33	At Gainesville Florida leads, 25-18	At Athens Georgia leads, 24-21	At Lexington Kentucky leads, 39-5	At Oxford Ole Miss leads, 52-36	At Starkville Miss. St. leads, 56-37	At Columbia Carolina leads, 6-5	At Knoxville Tennessee leads, 30-15	At Baton Rouge Vanderbilt leads, 35-14
At Baton Rouge LSU leads, 45-30	At Baton Rouge LSU leads, 12-10	At Baton Rouge LSU leads, 44-23	At Baton Rouge LSU leads, 34-12	At Baton Rouge LSU leads, 32-13	At Baton Rouge Kentucky leads, 28-16	At Baton Rouge LSU leads, 74-29	At Baton Rouge LSU leads, 64-35	At Baton Rouge LSU leads, 6-4	At Baton Rouge LSU leads, 25-22	At Baton Rouge LSU leads, 28-19
Neutral Site Alabama leads, 6-4	Neutral Sites Tied, 5-5	Neutral Sites Auburn leads, 5-4	Neutral Sites LSU leads, 8-2	Neutral Sites LSU leads, 7-4	Neutral Sites Kentucky lead, 13-4	Neutral Sites LSU leads, 6-3	Neutral Sites Miss. State leads, 4-3	Neutral Sites Carolina leads, 4-0	Neutral Sites Thennessee leads, 7-3	At Neutral Sites Tied, 5-5

## Superlatives vs. SEC Teams (TRENT JOHNSON YEARS)

ALABAMA	HOME	AWAY
Points	Marcus Thornton 22	Marcus Thornton 21
Most FGs	Marcus Thornton 8	Marcus Thornton 8
Most 3 PT FGs	Bo Spencer 3	3 with 2
Most FTs	Marcus Thornton 5	Tasmin Mitchell 4
Most Rebs	Tasmin Mitchell 11	Chris Johnson 10
Most Asst.	3 with 4	Marcus Thornton 4
Most Blks	Chris Johnson 3	Malcolm White 6
Most Steals	Tasmin Mitchell 4	Marcus Thornton 3
Pts by Opp.	JaMychal Green 18	Senario Hillman 24

ARKANSAS	HOME	AWAY
Points	Bo Spencer 21	Marcus Thornton 28
Most FGs	Chris Johnson 7	Marcus Thornton 10
Most 3 PT FGs	Bo Spencer 5	Zach Kinsley 3
Most FTs	Marcus Thornton 7	Marcus Thornton 6
Most Rebs	Chris Johnson 11	Tasmin Mitchell 13
Most Asst.	Andre Stringer 7	2 with 5
Most Blks	Chris Johnson 7	Chris Johnson 6
Most Steals	Storm Warren 5	Marcus Thornton 7
Pts by Opp.	Michael Washington 24	Rotnei Clark 7

AUBURN	HOME	AWAY
Points	Tasmin Mitchell 38	2 with 23
Most FGs	Tasmin Mitchell 15	Garrett Green 9
Most 3 PT FGs	Tasmin Mitchell 4	2 with 3
Most FTs	Marcus Thornton 12	Marcus Thornton 5
Most Rebs	Storm Warren 11	2 with 8
Most Asst.	Garrett Temple 6	Chris Bass 4
Most Blks	Chris Johnson 4	Storm Warren 2
Most Steals	Storm Warren 3	3 with 2
Pts by Opp.	DeWayne Reed 21	Tay Waller 26

FLORIDA	HOME	AWAY
Points	Marcus Thornton 32	Tasmin Mitchell 17
Most FGs	Marcus Thornton 8	Tasmin Mitchell 8
Most 3 PT FGs	Marcus Thornton 6	2 with 1
Most FTs	Marcus Thornton 10	Bo Spencer 2

Most Rebs	Tasmin Mitchell 8	Tasmin Mitchell 9
Most Asst.	Bo Spencer 6	2 with 3
Most Blks	Chris Johnson 3	Dennis Harris 2
Most Steals	Ralston Turner 2	2 with 3
Pts by Opp.	Erving Walker 17	Kenny Boynton 18

GEORGIA	HOME	AWAY
Points	Tasmin Mitchell 20	Marcus Thornton 30
Most FGs	Tasmin Mitchell 7	Tasmin Mitchell 12
Most 3 PT FGs	2 with 2	Marcus Thornton 3
Most FTs	Tasmin Mitchell 4	Ralston Turner 9
Most Rebs	Storm Warren 9	Tasmin Mitchell 9
Most Asst.	2 with 2	2 with 3
Most Blks	Storm Warren 4	Tasmin Mitchell 1
Most Steals	Eddie Ludwig 4	2 with 3
Pts by Opp.	Trey Thompkins 18	Terrance Woodbury 22

KENTUCKY	HOME	AWAY
Points	Bo Spencer 25	Marcus Thornton 23
Most FGs	Bo Spencer 11	Marcus Thornton 10
Most 3 PT FGs	2 with 2	Zach Kinsley 3
Most FTs	Bo Spencer 5	Marcus Thornton 6
Most Rebs	Chris Bass 7	Tasmin Mitchell 13
Most Asst.	Chris Bass 4	2 with 5
Most Blks	Storm Warren 1	Garrett Temple 3
Most Steals	5 with 1	Tasmin Mitchell 5
Pts by Opp.	2 with 17	Patrick Patterson 28

OLE MISS	HOME	AWAY
Points	2 with 22	Bo Spencer 20
Most FGs	2 with 7	Tasmin Mitchell 7
Most 3 PT FGs	Bo Spencer 4	2 with 5
Most FTs	Tasmin Mitchell 8	Marcus Thornton 6
Most Rebs	Tasmin Mitchell 11	Tasmin Mitchell 13
Most Asst.	Garrett Temple 9	Garrett Temple 9
Most Blks	Chris Johnson 6	Chris Johnson 4
Most Steals	Matt Derenbecker 4	Tasmin Mitchell 4
Pts by Opp.	Chris Warren 20	Chris Warren 26

MISS. STATE	HOME	AWAY
Points	Marcus Thornton 31	Tasmin Mitchell 41
Most FGs	Marcus Thornton 10	Tasmin Mitchell 12

Most 3 PT FGs	Marcus Thornton 5	3 with 3
Most FTs	Tasmin Mitchell 6	Tasmin Mitchell 15
Most Rebs	Chris Johnson 12	Tasmin Mitchell 11
Most Asst.	Two with 6	Tasmin Mitchell 5
Most Blks	Storm Warren 3	Chris Johnson 4
Most Steals	Garrett Temple 1	5 with 2
Pts by Opp.	Jarvis Varnado 18	Jarvis Varnado 31

SOUTH CAROLINA	HOME	AWAY
Points	Tasmin Mitchell 30	Storm Warren 19
Most FGs	Tasmin Mitchell 10	Storm Warren 7
Most 3 PT FGs	Andre Stringer 3	Bo Spencer 1
Most FTs	Tasmin Mitchell 10	Storm Warren 5
Most Rebs	Tasmin Mitchell 14	Tasmin Mitchell 9
Most Asst.	Chris Johnson 4	Tasmin Mitchell 5
Most Blks	Chris Johnson 4	Storm Warren 3
Most Steals	Bo Spencer 5	Storm Warren 2
Pts by Opp.	Bruce Ellington 20	Devan Downey 29

TENNESSEE	HOME	AWAY
Points	Bo Spencer 25	Marcus Thornton 29
Most FGs	Bo Spencer 8	Marcus Thornton 9
Most 3 PT FGs	Bo Spencer 4	Marcus Thornton 7
Most FTs	2 with 5	Marcus Thornton 8
Most Rebs	Tasmin Mitchell 17	Chris Johnson 14
Most Asst.	Bo Spencer 3	Garrett Temple 6
Most Blks	Tasmin Mitchell 2	Chris Johnson 4
Most Steals	5 with 1	Marcus Thornton 2
Pts by Opp.	Wayne Chism 20	Scotty Hopson 22

VANDERBILT	HOME	AWAY
Points	Storm Warren 24	Tasmin Mitchell 20
Most FGs	Storm Warren 12	Tasmin Mitchell 7
Most 3 PT FGs	Bo Spencer 4	Bo Spencer 4
Most FTs	Tasmin Mitchell 10	Tasmin Mitchell 5
Most Rebs	Chris Johnson 9	2 with 6
Most Asst.	Chris Bass 6	Chris Bass 5
Most Blks	Chris Johnson 4	2 with 1
Most Steals	3 with 2	3 with 1
Pts by Opp.	A. J. Ogilvy 33	Lance Goulbourne 18

## LSU on Television in 2011-2012

In the third year of a 15-year contest with CBS and ESPN, the Tigers will have every conference game televised again this season on either a regional or national basis.

LSU also will have four non-conference games televised on LSU's regional sports home, CST (Cox Sports TV). Also as part of the ESPN contract, several games on CSS will also be televised on CST.

DATE	OPPONENT	LOCATION	TIME	NETWORK
Nov. 17	Northwestern	Charleston, S. C.	2 p.m.	ESPNU
Nov. 18, 20	TBA (Winner's Bracket)	Charleston, S. C.	TBA	ESPNU
Nov. 23	South Alabama	Baton Rouge, La.	7 p.m.	CST
Nov. 29	Houston	Houston, Texas	7 p.m.	CBSSN
Dec. 3	Rutgers	Piscataway, N. J.	6 p.m.	ESPNU
Dec. 10	Boise State	Baton Rouge, La.	7 p.m.	CST
Dec. 15	UC Irvine	Baton Rouge, La.	7 p.m.	CST
Dec. 19	Marquette	Baton Rouge, La.	8 p.m.	FSN
Dec. 29	Grambling State	Baton Rouge, La.	6 p.m.	CST
Jan. 2	Virginia	Baton Rouge, La.	6 p.m.	CSS/CST
Jan. 7	Ole Miss	Baton Rouge, La.	12:30 p.m.	SEC Network
Jan. 11	Alabama	Tuscaloosa, Ala.	8 p.m.	CSS/CST
Jan. 14	Arkansas	Fayetteville, Ark.	8 p.m.	FSN
Jan. 17	Auburn	Baton Rouge, La.	6 p.m.	ESPNU
Jan. 21	Florida	Gainesville, Fla.	5 p.m.	FSN
Jan. 25	Mississippi State	Starkville, Miss.	7 p.m.	SEC Network
Jan. 28	Kentucky	Baton Rouge, La.	3 p.m.	SEC Network
Feb. 4	Arkansas	Baton Rouge, La.	12:30 p.m.	SEC Network
Feb. 8	Vanderbilt	Nashville, Tenn.	8 p.m.	CSS/CST
Feb. 11	Alabama	Baton Rouge, La.	6 p.m.	ESPNU
Feb. 14	Mississippi State	Baton Rouge, La.	8 p.m.	ESPNU
Feb. 18	South Carolina	Columbia, S. C.	12:30 p.m.	SEC Network
Feb. 22	Georgia	Baton Rouge, La.	7 p.m.	SEC Network
Feb. 25	Ole Miss	Oxford, Miss.	12:30 p.m.	SEC Network
Feb. 29	Tennessee	Baton Rouge, La.	8 p.m.	CSS/CST
March 3	Auburn	Auburn, Ala.	1 p.m.	CBS Sports
March 8-11	SEC Tournament	New Orleans, La.	TBA	SEC Network, ABC

All times listed are Central Standard. The SEC Network will televise the first two rounds of the SEC Tournament with ABC Sports broadcasting the semifinals and the championship game. All NCAA Tournament games will be televised by CBS, Turner and TruTV.





The 2012 Southeastern Conference Men's Basketball Tournament returns to the Crescent City as New Orleans, La., will host the 2012 event. It is the third time the city has hosted the tournament and the first for the New Orleans Arena. This will be the fifth time the state of Louisiana (Baton Rouge in 1938 and 1988 and New Orleans 1996 and 2003) has hosted the tournament.



Opened on Oct. 29, 1999, at a cost of \$112 million, the New Orleans Arena is the home of the National Basketball Association's New Orleans Hornets and has hosted the NCAA Tournament in each of the last two years. Located adjacent to the Louisiana Superdome, the arena has a seating capacity of 18,000 for basketball.

The winner of the 11-game tournament receives the SEC's automatic bid to the NCAA Tournament. The tournament seeds and conference championship are determined by the 16-game conference schedule during the regular season. Teams are seeded 1-12 based on their regular season conference finish.

Atlanta served as host of the inaugural SEC Tournament played following the 1932-33 season and did so again after the 1933-34 season. The event was held every year through 1952, with the exception of 1935. After a 26-year layoff (1953-78), the tournament was renewed in 1979. The 2012 tournament will be the 53rd in league history and the 34th since the renewal.

The SEC has shown extraordinary balance in the tournament, evidenced by the fact that a different school won the first seven titles after the renewal. The event has helped set the stage for SEC teams in the NCAA Tournament, as 21 of the tournament champions since the tournament resumed have advanced to at least the Sweet 16. Three of the last 14 have gone on to win the national championship. Since the renewal in 1979, the SEC Tournament Champion has failed to win at least one NCAA Tournament game only four times.

Kentucky leads the league with 27 SEC Tournament titles. Alabama is second with six, while Tennessee ranks third with four. Florida and Mississippi State each have three championship trophies. Arkansas, Auburn, Georgia, LSU, Ole Miss, Vanderbilt and former league member Georgia Tech have each won one SEC Tournament championship.

## 2012 SEC Tournament

March 8-11 • NEW ORLEANS ARENA • New Orleans, La.

### First Round - March 8 (Thursday)

Game 1 Seed #8 vs. Seed #9 (SEC Net) Noon CT  
 Game 2 Seed #5 vs. Seed #12 (SEC Net) 2:30 p.m. CT  
 Game 3 Seed #7 vs. Seed #10 (SEC Net) 6:30 p.m. CT  
 Game 4 Seed #6 vs. Seed #11 (SEC Net) 9 p.m. CT

### Second Round - March 9 (Friday)

Game 5 Game 1 Winner vs. Seed #1 (SEC Net) Noon CT  
 Game 6 Game 2 Winner vs. Seed #4 (SEC Net) 2:30 p.m. CT  
 Game 7 Game 3 Winner vs. Seed #2 (SEC Net) 6:30 p.m. CT  
 Game 8 Game 4 Winner vs. Seed #3 (SEC Net) 9 p.m. CT

### Semifinals - March 10 (Saturday)

Game 9 Game 5 Winner vs. Game 6 Winner (ABC), Noon CT  
 Game 10 Game 7 Winner vs. Game 8 Winner (ABC), 2:30 p.m. CT

### Championship - March 11 (Sunday)

Game 11 Game 9 Winner vs. Game 10 Winner (ABC), Noon CT

### Future SEC Tournament Dates and Sites

2013 March 14-17 Bridgestone Arena, Nashville, Tenn.  
 2014 March 13-16 Georgia Dome, Atlanta, Ga.  
 2015 & 2016 Bridgestone Arena, Nashville, Tenn.

## SEC Tournament Records

TEAM	YRS	WON	LOST	PCT.	TITLES	LSU VS.
Kentucky	50	117	22	.841	27	2-14
Alabama	52	59	45	.567	6	2-5
Tennessee	51	60	47	.561	4	3-7
Arkansas	20	20	19	.513	1	1-2
<b>LSU</b>	<b>52</b>	<b>43</b>	<b>51</b>	<b>.457</b>	<b>1</b>	<b>---</b>
South Carolina	20	16	20	.444	0	0-3
Georgia	51	39	49	.443	2	5-3
Florida	46	35	43	.449	3	8-2
Vanderbilt	50	32	49	.395	1	7-3
Auburn	47	28	47	.373	1	5-3
Mississippi St.	51	27	48	.360	3	3-2
Ole Miss	47	24	48	.333	1	5-3
<b>FORMER MEMBERS</b>						
Georgia Tech	19	14	18	.438	1	1-0
Tulane	16	12	16	.429	0	2-2
Sewanee	2	0	2	.000	0	1-0

**1933 - Atlanta Athletic Club, Atlanta, Ga.**

First Round - LSU 57, Auburn 33  
 Quarterfinals - LSU 55, Tennessee 43  
 Semifinals - Kentucky 51, LSU 38

**1934 - Atlanta Athletic Club, Atlanta, Ga.**

Quarterfinals - Tennessee 42, LSU 35

**1936 - Alumni Memorial Gym, Knoxville, Tenn.**

Quarterfinals - Alabama 52, LSU 30

**1937 - Alumni Memorial Gym, Knoxville, Tenn.**

Quarterfinals - Kentucky 57, LSU 37

**1938 - Huey Long Field House, Baton Rouge, La.**

Quarterfinals - LSU 60, Auburn 34  
 Semifinals - Ole Miss 68, LSU 40

**1939 - Alumni Memorial Gym, Knoxville, Tenn.**

First Round - LSU 55, Sewanee 35  
 Quarterfinals - LSU 50, Georgia 28  
 Semifinals - Kentucky 53, LSU 34

**1940 - Alumni Memorial Gym, Knoxville, Tenn.**

First Round - LSU 57, Tulane 44  
 Quarterfinals - Alabama 51, LSU 25

**1941 - Jefferson County Armory, Louisville, Ky.**

First Round - Vanderbilt 63, LSU 49

**1942 - Jefferson County Armory, Louisville, Ky.**

Quarterfinals - Alabama 45, LSU 31 (OT)

**1943 - Jefferson County Armory, Louisville, Ky.**

First Round - LSU 67, Auburn 38  
 Quarterfinals - LSU 46, Alabama 41  
 Semifinals - Tennessee 52, LSU 34

**1944 - Jefferson County Armory, Louisville, Ky.**

Semifinals - Kentucky 55, LSU 28

**1945 - Jefferson County Armory, Louisville, Ky.**

Quarterfinals - Kentucky 68, LSU 37

**1946 - Jefferson County Armory, Louisville, Ky.**

First Round - LSU 74, Tulane 29  
 Quarterfinals - LSU 69, Ole Miss 34  
 Semifinals - LSU 60, Georgia 41  
 Finals - Kentucky 59, LSU 36

**1947 - Jefferson County Armory, Louisville, Ky.**

First Round - LSU 61, Ole Miss 36  
 Quarterfinals - LSU 60, Florida 45  
 Semifinals - Tulane 63, LSU 50

**1948 - Jefferson County Armory, Louisville, Ky.**

Quarterfinals - Kentucky 63, LSU 47

**1949 - Jefferson County Armory, Louisville, Ky.**

First Round - LSU 55, Georgia Tech 53  
 Quarterfinals - LSU 60, Vanderbilt 56  
 Semifinals - Tulane 72, LSU 63

**1950 - Jefferson County Armory, Louisville, Ky.**

First Round - LSU 66, Florida 57  
 Quarterfinals - LSU 73, Auburn 45  
 Semifinals - Tennessee 81, LSU 79 (OT)

**1951 - Jefferson County Armory, Louisville, Ky.**

Quarterfinals - LSU 62, Ole Miss 57  
 Semifinals - Vanderbilt 75, LSU 63

**1952 - Jefferson County Armory, Louisville, Ky.**

First Round - LSU 77, Mississippi State 44  
 Quarterfinals - LSU 75, Ole Miss 60  
 Semifinals - LSU 77, Florida 69  
 Finals - Kentucky 44, LSU 43

**1979 - Birmingham Coliseum, Birmingham, Ala.**

Semifinals - (6) Kentucky 80, (1) LSU 67

**1980 - Birmingham Coliseum, Birmingham, Ala.**

Quarterfinals - (2) LSU 95, (10) Florida 82  
 Semifinals - (2) LSU 73, (3) Alabama 66  
 Finals - (2) LSU 80, (1) Kentucky 78

**1981 - Birmingham Coliseum, Birmingham, Ala.**

Quarterfinals - (1) LSU 85, (8) Florida 73  
 Semifinals - (5) Georgia 68, (1) LSU 60

**1982 - Rupp Arena, Lexington, Ky.**

Quarterfinals - (4) Ole Miss 59, (5) LSU 52

**1983 - Birmingham Coliseum, Birmingham, Ala.**

Quarterfinals - (7) Tennessee 74, (2) LSU 71

**1984 - Memorial Gymnasium, Nashville, Tenn.**

Quarterfinals - (5) Alabama 72, (4) LSU 70 (OT)

**1985 - Birmingham Coliseum, Birmingham, Ala.**

Quarterfinals - (8) Auburn 58, (1) LSU 55

**1986 - Rupp Arena, Lexington, Ky.**

Quarterfinals - (5) LSU 72, (4) Florida 66  
 Semifinals - (1) Kentucky 61, (5) LSU 58

**1987 - The Omni, Atlanta, Ga.**

First Round - (7) LSU 68, (10) Mississippi State 54  
 Quarterfinals - (7) LSU 72, (2) Florida 66  
 Semifinals - (7) LSU 89, (3) Georgia 88 (2OT)  
 Finals - (1) Alabama 69, (7) LSU 62

**1988 - Maravich Center, Baton Rouge, La.**

Quarterfinals - (4) LSU 87, (5) Vanderbilt 80  
 Semifinals - (1) Kentucky 86, (4) LSU 80

**1989 - Thompson-Boling Arena, Knoxville, Tenn.**

Quarterfinals - (5) Tennessee 95, (4) LSU 77

**1990 - Orlando Arena, Orlando, Fla.**

Quarterfinals - (6) Auburn 78, (3) LSU 76

**1991 - Memorial Gym, Nashville, Tenn.**

Quarterfinals - (7) Auburn 92, (2) LSU 77

**1992 - BJCC, Birmingham, Ala.**

Quarterfinals - (W2) LSU 99, (E3) Tennessee 89  
 Semifinals - (E1) Kentucky 80, (W2) LSU 74

**1993 - Rupp Arena, Lexington, Ky.**

Quarterfinals - (W2) LSU 89, (W5) Ole Miss 70  
 Semifinals - (W2) LSU 72, (E1) Vanderbilt 62  
 Finals - (E2) Kentucky 82, (W2) LSU 65

**1994 - The Pyramid, Memphis, Tenn.**

First Round - (E4) Georgia 83, (W5) LSU 70

**1995 - Georgia Dome, Atlanta, Ga.**

First Round - (E4) Vanderbilt 85, (W5) LSU 61

**1996 - Louisiana Superdome, New Orleans, La.**

First Round - (E3) South Carolina 85, (W6) LSU 76

**1997 - The Pyramid, Memphis, Tenn.**

First Round - (E3) Georgia 75, (W6) LSU 54

**1998 - Georgia Dome, Atlanta, Ga.**

First Round - (E3) Tennessee 73, (W6) LSU 62

**1999 - Georgia Dome, Atlanta, Ga.**

First Round - (E3) Florida 97, (W6) LSU 75

**2000 - Georgia Dome, Atlanta, Ga.**

Quarterfinals - (W1) LSU 71, (E4) Vanderbilt 60  
 Semifinals - (W2) Arkansas 69, (W1) LSU 67

**2001 - Gaylord Center, Nashville, Tenn.**

First Round - (W6) LSU 63, (E3) Georgia 62  
 Quarterfinals - (W2) Arkansas 77, (W6) LSU 72

**2002 - Georgia Dome, Atlanta, Ga.**

First Round - (W4) LSU 69, (E5) Vanderbilt 62  
 Quarterfinals - (W4) LSU 78, (E3) Georgia 76  
 Semifinals - (W2) Mississippi State 57, (W4) LSU 51

**2003 - Louisiana Superdome, New Orleans, La.**

First Round - (W3) LSU 85, (W6) Arkansas 56  
 Quarterfinals - (W3) LSU 65, (E2) Florida 61  
 Semifinals - (W1) Mississippi State 76, (W3) LSU 61

**2004 - Georgia Dome, Atlanta, Ga.**

Quarterfinals - (E3) South Carolina 85, (W2) LSU 64

**2005 - Georgia Dome, Atlanta, Ga.**

Quarterfinals - (W2) LSU 89, (W6) Auburn 58  
 Semifinals - (E1) Kentucky 79, (W2) LSU 78 (ot)

**2006 - Gaylord Center, Nashville, Tenn.**

Quarterfinals - (W1) LSU 92, (E4) Vanderbilt 73  
 Semifinals - (E2) Florida 81, (W1) LSU 65

**2007 - Georgia Dome, Atlanta, Ga.**

First Round -- (W6) LSU 76, (E3) Tennessee 67 (ot)  
 Quarterfinals -- (W2) Ole Miss 80, (W6) LSU 60

**2008 - Georgia Dome, Atlanta, Ga.**

First Round -- (E5) South Carolina 77, (W4) LSU 73

**2009 -- St. Pete Times Forum, Tampa, Fla.**

Quarterfinals -- (W1) LSU 67, (E4) Kentucky 58  
 Semifinals -- (W3) Mississippi State 67, (W1) LSU 57

**2010 -- Bridgestone Arena, Nashville, Tenn.**

First Round -- (E3) Tennessee 59, (W6) LSU 49

**2011 -- Georgia Dome, Atlanta, Ga.**

First Round -- (E3) Vanderbilt 62, (W6) LSU 50



**NCAA TOURNAMENT****Selection Sunday – March 11, 2012****FIRST FOUR****March 13 and 14, 2012****UD Arena**Dayton, Ohio  
Host: University of Dayton**SECOND AND THIRD ROUNDS****March 15 and 17, 2012****The Pit**Albuquerque, New Mexico  
Host: University of New Mexico**Consol Energy Center**Pittsburgh, Penn.  
Host: Duquesne University**KFC Yum! Center**Louisville, Ky.  
Host: University of Louisville**Rose Garden Arena**Portland, Ore.  
Host: University of Oregon**March 16 and 18, 2012****Nationwide Arena**Columbus, Ohio  
Host: Ohio State University**Bridgestone Arena**Nashville, Tenn.  
Host: Ohio Valley Conference**Greensboro Coliseum**Greensboro, N. C.  
Host: Atlantic Coast Conference**Qwest Center**Omaha, Neb.  
Host: Creighton University**REGIONAL SITES****March 22 and 24, 2012****East Regional****TD Garden**  
Boston, Mass.  
Host: Boston College**West Regional****US Airways Center**  
Phoenix, Ariz.  
Host: Arizona State University**March 23 and 25, 2012****South Regional****Georgia Dome**  
Atlanta, Ga.  
Host: Georgia Tech**Midwest Regional****Edward Jones Dome**  
St. Louis, Mo.  
Host: St. Louis University**NCAA FINAL FOUR****March 31 and April 2, 2012****Mercedes-Benz Superdome**New Orleans, La.  
Host: Tulane University**NATIONAL INVITATION TOURNAMENT****First Round – Campus Sites**

March 14, 15

**Second Round – Campus Sites**

March 16, 17, 18

**Third Round – Campus Sites**

March 21, 22, 23

**Semifinals – Madison Square Garden**New York, N. Y.  
March 27**Finals – Madison Square Garden**New York, N. Y.  
March 29**Travel/Road Hotels**

The following information regarding LSU road locations is based on plans made prior to the season and at press time for this book. It should be noted that plans are subject to change. As a rule, all practices are closed on the road. Players are not available on the road for pregame interviews and Coach Johnson will normally not conduct interviews on game day until after the game. LSU Senior Associate SID Kent Lowe will be traveling with the team for all games.

**Coastal Carolina****Nov. 15, 2011 – Conway, S.C.****Charleston Classic****Nov. 17, 18, 20, 2011 – Charleston, S. C.**

LSU will headquarter at the Hilton Garden Inn, 2383 Coastal Grand Circle, Myrtle Beach, S.C. 29511, on Nov. 14, departing Conway, S.C. after the game on Nov. 15. Team will bus after game to Charleston, S.C., and will headquarter at the Courtyard by Marriott, 125 Calhoun Street, Charleston, S.C., 29401. Team will depart after final game on Nov. 20.

**Houston****Nov. 29, 2011 – Houston, Texas**

LSU will headquarter at Houston Marriott Medical Center, 6580 Fannin Street, Houston, Texas 77030, arriving on Nov. 28. Team will depart Houston following the game on Nov. 29.

**Rutgers****Dec. 3, 2011 – Piscataway, N. J.**

LSU will headquarter at the Embassy Suites Piscataway, 121 Centennial Ave., Piscataway, N.J. 08854, arriving on Dec. 2. Team will depart Piscataway following the game on Dec. 3.

**North Texas****Dec. 23, 2011 – Denton, Texas**

LSU will headquarter at the Courtyard by Marriott, 2800 Colorado Blvd., Denton, Texas, 76210, arriving on Dec. 21. Team will depart Denton on Dec. 23.

**Alabama****Jan. 11, 2012 – Tuscaloosa, Ala.**

LSU will headquarter at the Hilton Garden Inn, 800 Hollywood Drive, Tuscaloosa, Ala., 35405, arriving on Jan. 10. Team will depart after the game on Jan. 11.

**Arkansas****Jan. 14, 2012 – Fayetteville, Ark.**

LSU will headquarter at the Courtyard by Marriott, 600 East Van Asche Drive, Fayetteville, Ark., 72703, arriving on Jan. 13. Team will depart after game on Jan. 14.

**Florida****Jan. 21, 2012 – Gainesville, Fla.**

LSU will headquarter at the Hilton University, 1714 SW 34th Street, Gainesville, Fla., 32607, arriving on Jan. 20. Team will depart after game on Jan. 21.

**Mississippi State****Jan. 25, 2012 – Starkville, Miss.**

LSU will headquarter at the Hilton Garden Inn, 975 Hwy 12 East, Starkville, Miss., 39759, arriving on Jan. 24. Team will depart after game on Jan. 25.

**Vanderbilt****Feb. 8, 2012 – Nashville, Tenn.**

LSU will headquarter at the Marriott Nashville, 2555 West End Avenue, Nashville, Tenn., arriving on Feb. 7. Team will depart after game on Feb. 8.

**South Carolina****Feb. 18, 2012 – Columbia, S.C.**

LSU will headquarter at the Inn at USC, 1619 Pendleton Street, Columbia, S.C. 29201, arriving on Feb. 17. Team will depart after game on Feb. 18.

**Ole Miss****Feb. 25, 2012 – Oxford, Miss.**

LSU will headquarter at The Inn at Ole Miss, 905 Alumni Drive, 905 Alumni Drive, University, Miss. 38677, arriving on Feb. 24. Team will depart after game on Feb. 25.

**Auburn****March 3, 2012 – Auburn, Ala.**

LSU will headquarter at the Auburn University Hotel and Conference Center, 241 South College Street, Auburn, Ala. 36830, arriving on March 2. Team will depart after game on March 3.

**SEC Tournament****March 8-11 – New Orleans, La.**

LSU will headquarter at the Sheraton Hotel, 500 Canal Street, New Orleans, La. 70130. Team arrival and departure to be announced.

**STANLEY ROBERTS**

Field goal percentage co-leader

**DARREL MITCHELL**

Career three-point field goal leader (258)

**EDDIE PALUBINKAS**15-15 from free throw line  
(single-game best)

## Individual Records

### POINTS

Game:	69	by Pete Maravich vs. Alabama, 2-7-70
Season:	1,381	by Pete Maravich, 1969-70
Freshman:	965	by Chris Jackson, 1988-89
Sophomore:	1,138	by Pete Maravich, 1967-68
Junior:	1,148	by Pete Maravich, 1968-69
Senior:	1,381	by Pete Maravich, 1969-70
Career:	3,667	by Pete Maravich, 1967-70

### SCORING AVERAGE

Season:	44.5	by Pete Maravich, 1969-70
Career:	44.2	by Pete Maravich, 1967-70

### FIELD GOALS MADE

Game:	26	by Pete Maravich vs. Vanderbilt, 12-11-69 & vs. Alabama, 2-7-70
Season:	522	by Pete Maravich, 1969-70
Career:	1,387	by Pete Maravich, 1967-70

### FIELD GOALS ATTEMPTED

Game:	57	by Pete Maravich vs. Vanderbilt, 1-29-69 & vs. Alabama, 2-7-70
Season:	1,168	by Pete Maravich, 1969-70
Career:	3,166	by Pete Maravich, 1967-70

### FIELD GOAL PERCENTAGE

Game (Min. 10 Att.):	1.000	by Stanley Roberts, 10-10, vs. Loyola Marymount, 2-3-90
	1.000	by Durand Macklin, 12-12, vs. Mississippi State, 1-5-80
	1.000	by Bill Wilson, 10-10 vs. Georgia, 1964
Season (Min. 100 Att.):	.675	by Dave Ramsden, 112-166, 1968-69
Career (Min. 250 Att.):	.643	by Dave Ramsden, 164-255, 1966-69

### THREE-POINT FIELD GOALS MADE

Game:	10	by Chris Jackson vs. Tennessee, 2-10-90
Season:	95	by Anthony Wilson, 1986-87
Career:	258	by Darrel Mitchell, 2003-06

### THREE-POINT FIELD GOALS ATTEMPTED

Game:	20	by Chris Jackson vs. Ole Miss, 3-4-89 & vs. Tennessee, 2-10-90
Season:	246	by Chris Jackson, 1989-90
Career:	605	by Torris Bright, 2000-03

### THREE-POINT FIELD GOAL PERCENTAGE

Game (Min. 5 Att.):	1.000	by Antonio Hudson, 6-6, vs. Louisiana-Lafayette, 11-21-04
	1.000	by Collis Temple, 5-5, vs. Nicholls State, 12-22-00
	1.000	by Torris Bright, 5-5, at Arizona, 12-20-00
	1.000	by Darrel Mitchell, 5-5, vs. Auburn, 2-26-03
Season (Min. 50 Att.):	.509	by Jamie Brandon, 27-53, 1992-93
Career (Min. 75 Att.):	.489	by Justin Anderson, 45-92, 1991-92
Career (Min. 100 Att.):	.438	by Jamie Brandon, 46-105, 1991-93

### FREE THROWS MADE

Game:	30	by Pete Maravich, vs. Oregon State, 12-22-69
Season:	337	by Pete Maravich, 1969-70
Career:	893	by Pete Maravich, 1967-70

### FREE THROWS ATTEMPTED

Game:	31	by Pete Maravich, vs. Oregon State, 12-22-69
Season:	337	by Pete Maravich, 1969-70
Career:	1,152	by Pete Maravich, 1967-70

### CONSECUTIVE FREE THROWS MADE

Game:	21	by Pete Maravich, vs. Oregon State, 12-22-69
Season:	35	by Chris Jackson, 1989-90
Two Seasons:	31	by Eddie Palubinkas, 1973-74

### FREE THROW PERCENTAGE

Game (Min. 15 Att.):	1.000	by Eddie Palubinkas, 15-15, vs. Mississippi State, 3-1-73
Season (Min. 50 Att.):	.9095	by Chris Jackson, 191-210, 1989-90
Career (Min. 200 Att.):	.875	by Eddie Palubinkas, 259-295, 1972-74



## REBOUNDS

Game:	32	by Durand Macklin, vs. Tulane, 11-26-76
Season:	474	by Al Sanders, 1969-70
Career:	1,276	by Durand Macklin, 1976-81

## REBOUND AVERAGE

Season:	17.3	by Bob Pettit, 1953-54
Career:	14.8	by Bob Pettit, 1951-54

## FOULS

Season:	125	by Al Sanders, 1969-70
Career:	407	by Greg Cook, 1976-77; 1978-81

## ASSISTS

Game:	19	by Kenny Higgs, vs. Georgia, 1-17-77
Season:	239	by Kenny Higgs, 1976-77
Career:	645	by Kenny Higgs, 1974-78

## ASSIST AVERAGE

Season:	8.9	by Kenny Higgs, 1976-77
Career:	6.1	by Kenny Higgs, 1974-78

## GAMES

Season:	39	by Bernard Woodside, 1986-87
Career:	137	by Tasmin Mitchell, 2005-10

## GAMES STARTED

Season:	38	by Anthony Wilson, 1986-87 & Derrick Taylor, Don Redden, 1985-86
Career:	136	by Tasmin Mitchell, 2005-10

## STEALS

Game:	10	by Shawn Griggs vs. Tennessee, 2-23-91
Season:	93	by Darryl Joe, 1986-87
Career:	310	by Clarence Ceasar, 1991-95

## STEAL AVERAGE

Season:	3.0	by Clarence Ceasar, 1993-94; 1994-95
Career:	2.8	by Clarence Ceasar, 1992-95

## BLOCKED SHOTS

Game:	12	by Shaquille O'Neal, vs. Loyola Marymount, 2-3-90
Season:	157	by Shaquille O'Neal, 1991-92
Career:	412	by Shaquille O'Neal, 1989-92

## BLOCK AVERAGE

Season:	5.2	by Shaquille O'Neal, 1991-92
Career:	4.6	by Shaquille O'Neal, 1989-92

## MINUTES PLAYED

Season:	1,342	by Derrick Taylor, 1985-86
Career:	4,692	by Tasmin Mitchell, 2005-10

## Team Records

### POINTS

Game:	159	vs. Northern Arizona, 12-28-91 (LSU, 159-86)
Home Court:	159	vs. Northern Arizona, 12-28-91 (LSU, 159-86)
Road/Neutral:	124	vs. Texas, 1-2-90 (LSU 124-113)
1st half:	80	vs. Northern Arizona, 12-28-91 (LSU, 159-86)
2nd half:	79	vs. Northern Arizona, 12-28-91 (LSU, 159-86)
In a loss:	112	vs. Ole Miss, 3-4-89 (Ole Miss, 113-112-OT)
By Opponent:	141	by Loyola Marymount, 2-3-90 (LSU 148-141-OT)
Two Teams:	289	LSU (148), Loyola Marymount (141), 2-3-90
Season:	2,985	in 1969-70 (32 games)
Average:	93.3	in 1969-70 (2,985 in 32 games)
By Opponent:	2,861	in 1988-89 (32 games)

### FIELD GOALS MADE

Game	61	vs. Loyola Marymount, 2-3-90
Two Teams:	113	LSU (61) vs. Loyola Marymount (52), 2-3-90
Season:	1,170	in 1985-86



**TASMIN MITCHELL**

Most career games started (136)



**DERRICK TAYLOR**

Most minutes played in a season (1,342)



**CLARENCE CAESAR**

Career leader in steals (310)

**RANDY LIVINGSTON**

Had 18 of LSU's school record  
38 assists against George Mason in 1994.

**SHAQUILLE O'NEAL**

Had a triple-double with 10 of LSU's  
16 blocks against Texas in 1990.

**FIELD GOALS ATTEMPTED**

Game: 114 vs. Louisiana College, 12-7-53  
Season: 2,403 in 1969-70

**FIELD GOAL PERCENTAGE**

Game: .714 vs. Clemson, 12-20-69 (50 of 70)  
Season: .520 in 1978-79 (964 of 1,854)

**THREE-POINT FIELD GOALS MADE**

Game: 17 at Tennessee, 3-01-03  
Season: 215 in 2002-03

**THREE-POINT FIELD GOALS ATTEMPTED**

Game: 40 vs. South Carolina, 2-10-96  
Season: 614 in 1995-96

**THREE-POINT FIELD GOAL PERCENTAGE**

Game: 1.000 vs. Arkansas State, 12-4-86 (3-3)  
Season: .401 in 1986-87 season (181-451)

**FREE THROWS MADE**

Game: 41 vs. Tulane, 12-22-79  
Season: 667 in 1969-70

**FREE THROWS ATTEMPTED**

Game: 55 vs. Tulane, 12-22-79  
Season: 944 in 1980-81

**FREE THROW PERCENTAGE**

Game: 1.000 vs. Tennessee, 3-11-83 (11-11)  
Season: .770 in 1988-89 (557-723)

**REBOUNDS**

Game: 80 vs. Montana State, 12-27-76  
Season: 1,691 in 1969-70 (32 games)  
Average: 52.8 in 1969-70 (1,691 in 32 games)

**FOULS**

Season: 747 in 1986-87  
Fouled Out: 37 in 1952-53, 1973-74

**ASSISTS**

Game: 38 vs. George Mason, 12-3-94  
Season: 616 in 1974-75  
Average: 23.7 in 1974-75 (616 in 26 games)

**BLOCKED SHOTS**

Game: 16 vs. Texas, 1-2-90; 16 vs. Alcorn State, 11-20-08  
Season: 225 in 1989-90  
Average: 7.0 in 1989-90 (225 in 32 games)

**STEALS**

Game: 23 vs. Tennessee, 2-23-91  
Season: 352 in 1986-87  
Average: 10.5 in 1990-91 (316 in 30 games)

**GAMES**

Season: 39 in 1986-87  
Most Wins: 31 in 1980-81  
Most Losses: 23 in 1966-67  
Win Streak: 26 in 1980-81

**ATTENDANCE**

Game (Paid): 68,112 Louisiana Superdome, Jan. 20, 1990 vs. Notre Dame  
Game (Turnstile): 54,321 Louisiana Superdome, Jan. 28, 1989 vs. Georgetown  
Game (PMAC): 15,694 vs. Ole Miss, 2-25-81  
Game (PMAC-2006 reconfiguration): 13,839 vs. Xavier, 1-24-09  
Season (Home): 314,369 in 1989-90 (19 games, one in Louisiana Superdome)  
Season (PMAC): 246,257 in 1989-90 (18 games)  
Season Average: 13,708 in 1980-81 (15 games)



### LONGEST OVERALL WINNING STREAK

1. 26 - Nov. 30, 1980 to Feb. 28, 1981
2. 19 - Dec. 29, 1952 to March 14, 1953
3. 18 - Feb. 14, 1920 to Feb. 11, 1921
4. 17 - Feb. 1917 to Feb. 6, 1918
5. 15 - Feb. 1921 to March 16, 1922

### LONGEST SEC WINNING STREAK

1. 32 - Feb. 4, 1952 to March 6, 1954
2. 23 - Jan. 1, 1934 to Dec. 23, 1935
3. 17 - Jan. 3, 1981 to Feb. 25, 1981
4. 13 - Jan. 14, 2009 to Feb. 28, 2009
4. 13 - Feb. 16, 2005 to Feb. 1, 2006
6. 12 - Feb. 9, 1945 to Jan. 11, 1947

### SEC HOME WINNING STREAK

1. 26 - Feb. 13, 1933 to Jan. 31, 1936
2. 20 - Jan. 14, 1952 to Feb. 22, 1954
3. 19 - March 3, 2004 to Jan. 17, 2007
4. 15 - Jan. 3, 1981 to Feb. 10, 1982
5. 12 - Jan. 14, 1984 to Jan. 26, 1985

### SEC ROAD WINNING STREAK

1. 14 - Feb. 4, 1952 to March 6, 1954
1. 14 - Jan. 19, 1980 to Feb. 21, 1981
3. 10 - Feb. 19, 1942 to Jan. 17, 2007
4. 6 - Jan. 17, 2009 to Feb. 28, 2009
4. 6 - Feb. 16, 2005 to Jan. 28, 2006
4. 6 - Jan. 11, 1946 to Jan. 11, 1947

### CONSECUTIVE WINNING SEASONS

1. 11 - 1982-83 - 1992-93
2. 9 - 1913-14 - 1921-22
3. 6 - 2001-02 to 2006-07
3. 5 - 1976-77 - 1980-81
5. 4 - 1931-32 - 1934-35

### CONSECUTIVE NON-LOSING SEASONS

1. 17 - 1976-77 - 1992-93
2. 12 - 1931-32 - 1942-43
3. 10 - 1913-14 - 1922-23

### 30-WIN SEASONS

- 1 - 1980-81

### 25-WIN SEASONS

- 6 - 1979-80, 1980-81, 1985-86, 1999-2000, 2005-06, 2008-09

### 20-WIN SEASONS

- 19 - last in 2008-09

### RECORD IN SEASON OPENERS

Overall - 84-19 (.815)  
SEC Openers - 43-35 (.551)

### MOST VICTORIES - TWO YEAR PERIOD

1. 57 - 1980-1981
2. 50 - 1986-1987
3. 49 - 1979-1980
4. 47 - 2005-2006
5. 45 - 1985-1986

### MOST VICTORIES - THREE YEAR PERIOD

1. 80 - 1979-1981
2. 71 - 1980-1982
3. 69 - 1985-1987
4. 68 - 1986-1988
5. 67 - 1978-1980

### MOST VICTORIES - FOUR YEAR PERIOD

1. 98 - 1978-1981
2. 94 - 1979-1982
3. 90 - 1980-1983
4. 87 - 1984-1987
5. 86 - three times

### MOST LSU POINTS FIRST HALF

- |       |                      |          |
|-------|----------------------|----------|
| 1. 80 | vs. Northern Arizona | 12/28/91 |
| 2. 70 | vs. George Mason     | 12/3/94  |
| 3. 72 | vs. Loyola-Marymount | 2/3/90   |
| 4. 69 | vs. Tennessee        | 1/9/78   |
| 5. 65 | vs. Vanderbilt       | 2/18/79  |
| 5. 65 | vs. Tennessee-Martin | 12/20/88 |
| 7. 63 | vs. Texas            | 1/2/90   |
| 8. 61 | vs. Nicholls State   | 12/30/91 |
| 8. 61 | vs. Illinois-Chicago | 12/30/87 |
| 8. 61 | vs. Cleveland State  | 12/18/82 |

### MOST LSU POINTS SECOND HALF

- |       |                      |          |
|-------|----------------------|----------|
| 1. 79 | vs. Northern Arizona | 12/29/91 |
| 2. 70 | vs. Tulane           | 10/4/78  |
| 3. 68 | vs. Tulane           | 12/6/80  |
| 4. 65 | vs. Loyola-Marymount | 12/20/90 |
| 4. 65 | vs. Nicholls         | 12/29/90 |
| 4. 65 | vs. Georgia State    | 12/28/94 |
| 7. 64 | vs. Troy             | 12/6/94  |
| 8. 63 | vs. Tennessee-Martin | 12/20/88 |
| 9. 62 | vs. Arkansas State   | 12/18/90 |
| 9. 62 | vs. Nicholls         | 12/30/91 |

### MOST OPPONENT POINTS FIRST HALF

- |       |             |          |
|-------|-------------|----------|
| 1. 86 | by Kentucky | 1/16/96  |
| 2. 63 | by Kentucky | 3/4/95   |
| 3. 61 | by Illinois | 12/22/88 |



Ronnie Henderson

### MOST OPPONENT POINTS SECOND HALF

- |       |                      |          |
|-------|----------------------|----------|
| 1. 76 | by Loyola-Marymount  | 2/3/90   |
| 2. 67 | by Kentucky          | 2/15/94  |
| 2. 67 | by Vanderbilt        | 2/6/88   |
| 4. 66 | by Illinois          | 12/22/88 |
| 5. 64 | by Kentucky          | 3/4/95   |
| 5. 64 | by Texas             | 2/2/90   |
| 5. 64 | by Florida           | 12/10/88 |
| 8. 63 | by Southern          | 11/29/95 |
| 8. 63 | by Vanderbilt        | 2/18/90  |
| 8. 62 | by Mississippi State | 2/4/89   |

### FEWEST LSU POINTS FIRST HALF

- |       |                       |         |
|-------|-----------------------|---------|
| 1. 10 | vs. Ole Miss          | 3/3/04  |
| 2. 13 | vs. Ole Miss          | 2/28/96 |
| 3. 14 | vs. Kentucky          | 2/6/10  |
| 3. 14 | vs. Wisconsin         | 3/23/00 |
| 5. 15 | vs. Mississippi State | 1/30/10 |
| 5. 15 | vs. Ole Miss          | 2/7/01  |
| 5. 15 | vs. Mississippi State | 1/17/04 |
| 5. 15 | vs. Mississippi State | 2/11/98 |
| 9. 16 | vs. Tennessee         | 2/4/10  |
| 9. 16 | vs. Kentucky          | 1/31/85 |
| 9. 16 | vs. Kentucky          | 1/5/83  |



## PMAC Miscellaneous Numbers

First Game: Vanderbilt 80, LSU 73 (Jan. 3, 1972)

First Win: LSU 90, Georgetown 71 (Jan. 6, 1972)

10th Win: LSU 67, Florida 54 (Jan. 22, 1973)

50th Win: LSU 77, Auburn 73 (Jan. 29, 1977)

100th Win: LSU 92, Florida 75 (Jan. 31, 1981)

150th Win: LSU 67, Kentucky 61 (March 2, 1985)

200th Win: LSU 111, Tennessee 94 (Jan. 8, 1990)

250th Win: LSU 76, Alabama 68 (Feb. 23, 1993)

300th Win: LSU 72, Jackson State 53 (Dec. 12, 1998)

350th Win: LSU 75, Prairie View 49 (Dec. 17, 2002)

400th Win: LSU 55, Ole Miss 52 (March 4, 2006)

450th Win: LSU 65, Rice 61 (Dec. 19, 2009)

Record in Assembly Center: 461-164 (.738)

SEC Record in Assembly Center: 214-128 (.626)

Non-Conference Record in Assembly Center: 247-36 (.873)

Largest Single-Game Crowd: 15,694 vs. Ole Miss, 2-25-81

Single-Season Attendance: 246,257 (18 games) 1989-90 (13,681 avg.)

Single-Season Average: 13,708, 1980-81

Maravich Center Totals: 6,426,026 (625 games)

40 seasons (10,281 avg.)

### FEWEST LSU POINTS SECOND HALF

1.	13	vs. Alabama	1/27/10
2.	18	vs. Arizona State	11/27/09
2.	18	vs. Ole Miss	2/7/01
2.	18	vs. Mississippi State	1/30/88
5.	19	vs. Ole Miss	1/22/11
5.	19	vs. Mississippi State	1/16/99
7.	20	vs. Mississippi State	1/9/08
7.	20	vs. Ole Miss	3/4/82
9.	21	vs. Utah	1/3/05
9.	21	vs. UCLA	4/1/06
9.	21	vs. Tennessee	2/9/08

### FEWEST OPPONENT POINTS FIRST HALF

1.	6	by Auburn	1/8/11
2.	9	by North Carolina	12/4/82
3.	12	by Southern	12/27/10
4.	12	by Nicholls	11/22/02
5.	14	by Alabama	1/20/88
6.	15	by Grambling	12/13/08
7.	16	by Delaware	12/3/03
7.	16	by Vanderbilt	1/6/88
7.	16	by Mississippi State	2/6/82
10.	17	by ULM	11/20/00
10.	17	by McNeese	11/18/98
10.	17	by Tennessee	2/4/95
10.	17	by UTEP	12/22/82

### FEWEST OPPONENT POINTS SECOND HALF

1.	10	by Nicholls	12/30/01
2.	11	by Grambling	11/20/99
3.	12	by Nicholls	11/22/03
4.	15	by Centenary	11/24/10
5.	17	by Wright State	12/27/06
5.	17	by Southeastern Louisiana	11/22/99
5.	17	by Mississippi State	2/25/87
8.	18	by South Carolina	1/30/93
9.	19	by Auburn	2/13/80
10.	20	by Arkansas	2/7/04

### MOST LSU OVERTIME POINTS

1.	33	vs. Ohio St. (2 ot; 13-20)	1/15/05
2.	26	vs. Georgia (2 ot; 10-16)	3/7/87
3.	25	vs. Miss. St. (2 ot; 10-15)	2/11/09
3.	25	vs. Purdue (2 ot; 4-21)	3/13/86
5.	23	vs. Mississippi State	1/4/90
6.	22	vs. Florida	2/10/79
7.	19	vs. Louisiana Tech	12/6/88
8.	18	vs. McNeese	12/16/10
8.	18	vs. Mississippi State	1/13/93
10.	17	vs. Ole Miss	2/4/87

### FEWEST LSU OVERTIME POINTS

1.	0	vs. Kentucky	2/24/80
1.	0	vs. Alabama	2/17/84
3.	2	vs. Georgia	2/4/84
4.	4	vs. Alabama	2/5/77
4.	4	vs. UNLV	11/28/81
5.	5	vs. Coastal Carolina	12/13/10
7.	6	vs. Arizona State	11/21/07
7.	6	vs. Mississippi State	2/13/02
7.	6	vs. UGA (2 ot; 2-4)	1/12/80
7.	6	vs. Ole Miss	1/20/79

### MOST OPPONENT OVERTIME POINTS

1.	25	by Georgia (2 ot; 10-15)	3/7/87
2.	22	by Miss. St. (2 ot; 10-12)	2/11/09
3.	21	by Louisiana Tech	12/6/88
3.	21	by Ohio State (2 ot; 13-8)	11/15/05
5.	19	by Florida	2/13/01
5.	19	by Arkansas	3/4/92
7.	16	by Alabama	2/10/99
7.	16	by Florida	2/10/79
9.	15	by Arkansas	3/2/94
9.	15	by UNO	3/16/83

### FEWEST OPPONENT OVERTIME POINTS

1.	1	by Georgia	2/4/84
2.	2	by Alabama	2/17/84
2.	2	by Kentucky	2/24/80
4.	3	by Tennessee	3/8/07
4.	3	by Mississippi State	2/3/02
6.	5	by Arkansas	1/19/05
6.	5	by Tennessee	2/6/84
6.	5	by Ole Miss	1/20/79
9.	6	by West Virginia	11/26/05
9.	6	by McNeese	12/16/10

## Top LSU Scoring Tandems

Name	Name	Year	Total	
1.	Pete Maravich (44.5)	Danny Hester (16.1)	1970	60.6
2.	Pete Maravich (43.8)	Rich Hickman (13.2)	1967	54.5
3.	Pete Maravich (44.2)	Dave Ramsden (10.3)	1968	54.5
4.	Chris Jackson (30.2)	Ricky Blanton (20.3)	1989	50.5
5.	Bob Pettit (25.5)	Joe Dean (18.3)	1952	43.8
6.	Shaquille O'Neal (27.6)	Vernel Singleton (15.2)	1991	42.8
7.	Chris Jackson (27.8)	Stanley Roberts (14.1)	1990	41.9
8.	Bob Pettit (31.4)	Norman Magee (10.0)	1954	41.4
9.	Glenn Hansen (21.7)	Kenny Higgs (18.1)	1975	39.8
10.	Al Sanders (20.9)	Bill Newton (18.8)	1971	39.7
11.	Roger Sigler (25.1)	Dom Merle (13.6)	1956	38.7
12.	Shaquille O'Neal (24.1)	Vernel Singleton (14.3)	1992	38.4
13.	Bob Pettit (24.7)	Norman Magee (13.2)	1953	37.9
14.	Glenn Hansen (19.4)	Ed Palubinskas (18.4)	1974	37.8
15.	Marcus Thornton (21.1)	Tasmin Mitchell (16.3)	2009	37.4
16.	Bill Newton (18.9)	Al Sanders (18.3)	1972	37.2
17.	DeWayne Scales (19.4)	Al Green (17.7)	1979	37.1
18.	Ronnie Henderson (23.3)	Clarence Caesar (12.6)	1995	38.4
19.	Glen Davis (18.6)	Darrel Mitchell (16.8)	2006	35.4
20.	Marcus Thornton (19.6)	Anthony Randolph (15.6)	2008	35.2

## Fastest LSU Players to 1,000 Career Points

Name	Class	Yrs.	Game No.	
1.	Pete Maravich	So.	1	23
2.	Chris Jackson	So.	2	33
3.	Bob Pettit	So.	2	40
4.	Glenn Hansen	Sr.	2	49
5.	Kenny Higgs	So.	2	50
6.	Ronnie Henderson	So.	2	51
T7.	Shaquille O'Neal	So.	2	52
T7.	Roger Sigler	Sr.	3	52
T7.	Marcus Thornton	Sr.	2	52
T10.	Rudy Macklin	Jr.	3	58
T10.	Dick Maile	Sr.	3	58
12.	Dewayne Scales	Jr.	3	61
13.	Glen Davis	So.	2	62
T14.	Al Sanders	Sr.	3	63
T14.	John Williams	So.	2	63
16.	Bill Newton	Sr.	3	67
17.	Joe Dean	Sr.	3	70
18.	Howard Carter	Jr.	3	74
19.	Ronald Dupree	Jr.	3	77
T20.	Tasmin Mitchell	Jr.	3	79
T20.	Derrick Taylor	Jr.	3	79





## THE LAST TIME LSU...

## Scoring

Less than 50 points	46 -- at Alabama (46-70), 1/29/11
90 or more points	97 -- at Mississippi State (97-94), 2/11/09
100 or more points	104 -- vs. Nicholls State (104-57), 11/21/05

## Opponents Scoring

Less than 50 points	41 -- by Southern (41-62), 12/27/10
90 or more points	90 -- by Vanderbilt (90-69), 2/26/11
100 or more points	101 -- by Ohio State (101-113), 1/15/05

## Field Goal Percentage

Shot 29 percent or less	26.2 -- at Kentucky (17-65), 1/15/11
Shot 50 percent or more	50.0 -- vs. Houston (26-52), 11/30/10
Shot 60 percent or more	60.0 -- vs. NW State (24-40), 11/12/10
Shot 70 percent or more	70.3 -- vs. Centenary (45-64), 1/15/03

## Opponents Field Goal Percentage

Shot 29 percent or less	28.3 -- by Centenary (13-46), 11/24/10
Shot 50 percent or more	54.4 -- by Vanderbilt (31-57), 2/26/11
Shot 60 percent or more	62.2 -- by Ole Miss (28-45), 1/22/11

## 3 PT FG Percentage

Shot less than 10 pct	7.7 -- vs. Arkansas (1-13), 1/12/11
Shot 50 percent or more	70.6 -- at S. Alabama (12-17), 11/28/10

## Opponents 3 PT FG Percentage

Shot less than 10 pct	7.1 -- by Georgia (1-14), 1/25/06
Shot 50 percent or more	52.9 -- by Miss. State (9-17), 2/23/11
Shot 60 percent or more	60.0 -- by McNeese (9-15), 12/22/08

## Free Throw Percentage

Shot less than 50 pct.	46.7 -- at Ole Miss (7-15), 1/12/08
Shot 80 percent or more	90.0 -- vs. Georgia (9-10), 3/6/10
Shot 100 percent	100.0 -- vs. Grambling State (4-4), 12/13/08

## Rebounds

Had less than 20	19 -- vs. Ole Miss, 1/22/11
Had 50 or more	52 -- vs. UT Martin, 11/18/10
Had 60 or more	60 -- vs. Troy State, 12/22/98

## Opponent Rebounds

Had Less than 20	17 -- by Nicholls State, 12/17/08
Had 50 or more	50 -- by Kentucky, 1/15/11

## Assists

Had less than 5	4 -- vs. Alabama, 1/27/10
Had 15 or more	15 -- vs. Vanderbilt, 2/26/11
Had 20 or more	22 -- vs. McNeese, 1/4/10
Had 25 or more	26 -- vs. Troy, 11/30/08

## Opponent Assists

Had less than 5	2 -- by Southern, 12/27/10
Had 15 or more	15 -- by Georgia, 3/2/11
Had 20 or more	20 -- by Tennessee, 1/26/11
Had 25 or more	28 -- by Fresno State, 11/26/99

## Blocks

Had 0	0 -- at Georgia, 3/2/11
Had 10 or more	11 -- vs. Ole Miss, 2/14/09
Had 15 or more	16 -- vs. Alcorn State, 11/20/08

## Opponent Blocks

Had 0	0 -- by Western Kentucky, 11/17/09
Had 10 or more	11 -- by UConn, 1/16/07

## Steals

Had 0	0 -- vs. Georgia Tech, 3/17/90
Had 10 or more	11 -- vs. Auburn, 3/5/11
Had 15 or more	22 -- vs. Arkansas, 2/17/01

## Opponent Steals

Had 0	0 -- by Washington State, 12/27/08
Had 10 or more	12 -- by Georgia, 3/2/11
Had 15 or more	16 -- by Miami, 12/27/01

## Career Double Doubles

Shaquille O'Neal -- 66
Durand "Rudy" Macklin -- 50
Glen Davis -- 45
Leonard Mitchell -- 33
Tasmin Mitchell -- 27
Brandon Bass -- 19
Pete Maravich -- 17

## LSU Career Triple Doubles

## SHAQUILLE O'NEAL -- 6

LSU vs. BYU	March 19, 1992	26 points, 13 rebounds, 11 blocks
LSU vs. Auburn	Feb. 22, 1992	30 points, 20 rebounds, 11 blocks
LSU at South Carolina	Feb. 19, 1992	19 points, 14 rebounds, 11 blocks
LSU vs. Florida	Jan. 26, 1991	31 points, 21 rebounds, 10 blocks
LSU vs. Loyola Marymount	Feb. 3, 1990	20 points, 24, rebounds, 12 blocks
LSU vs. Texas	Jan. 2, 1990	16 points, 19 rebounds, 10 blocks

## PETE MARAVICH -- 1

LSU vs. Mississippi State	Feb. 3, 1969	33 points, 11 rebounds, 10 assists
---------------------------	--------------	------------------------------------



## Individual Records

### POINTS

<b>LSU:</b>	53	by Shaquille O'Neal, vs. Arkansas State, 12-18-90
	50	by Chris Jackson, vs. Tennessee, 2-11-99
	49	by Chris Jackson, vs. Florida, 3-1-89
	48	by Chris Jackson, vs. La Tech, 12-6-88
	45	by Chris Jackson, vs. Georgia, 1-24-90
<b>Opp:</b>	48	by Hank Gathers, Loyola Marymount, 2-3-90

### FIELD GOALS MADE

<b>LSU:</b>	19	by Chris Jackson, vs. Florida, 3-1-89
	18	by Bill "Fig" Newton, vs. Georgetown, 1-6-72
	18	by Chris Jackson, vs. La. Tech, 12-6-88
	18	by Chris Jackson, vs. So. Miss, 11-19-89
	18	by Shaquille O'Neal, vs. Arkansas St., 12-18-90
	18	by Shaquille O'Neal, vs. N. Arizona, 12-28-91
<b>Opp:</b>	20	by Hank Gathers, Loyola Marymount, 2-3-90

### FIELD GOAL PERCENTAGE (MINIMUM 10 ATTEMPTS)

<b>LSU:</b>	1.000	by Stanley Roberts, 10-10, Loyola Marymount, 2-3-90;
	1.000	by Durand Macklin, 12-12, vs. Mississippi State, 1-5-80
<b>Opp:</b>	.909	by Ronnie Williams, Florida, 10-11, 1-2-82;
		by Bob Guyette, Kentucky, 10-11, 1-5-74;

### THREE POINT FIELD GOALS MADE

<b>LSU:</b>	10	by Chris Jackson, vs. Tennessee, 2-10-90
	8	by Maurice Carter, vs. Arkansas, 1-2-99
	8	by Ronnie Henderson, vs. Kentucky, 2-15-94
<b>Opp:</b>	9	by Anderson Hunt, UNLV, 1-28-90

### THREE POINT FG PERCENTAGE (MINIMUM 5 ATTEMPTS)

<b>LSU:</b>	1.000	by Antonio Hudson, 6-6, vs. Louisiana-Lafayette, 11-21-04
	1.000	by Collis Temple, 5-5, vs. Nicholls State, 12-22-00
	1.000	by Darrel Mitchell, 5-5, vs. Auburn, 2-26-03
<b>Opp:</b>	1.000	by Sonny Weems, Arkansas, 5-5, 1-26-08

### FREE THROWS MADE

<b>LSU:</b>	17	by Shaquille O'Neal, vs. Arkansas State, 12-18-90
<b>Opp:</b>	15	by Ernie Grunfeld, Tennessee, 1-15-77

### FREE THROWS ATTEMPTED

<b>LSU:</b>	21	by Shaquille O'Neal, vs. Arkansas State, 12-18-90
<b>Opp:</b>	18	by Leon Douglas, Alabama, 2-17-75

### FREE THROW PERCENTAGE

<b>LSU:</b>	1.000	by Eddie Palubinskas, 16-16, vs. Mississippi State, 3-1-73
<b>Opp:</b>	1.000	by Carlos Zuniga, Tulane, 10-10, 12-4-78;
	1.000	by Sidney Moncrief, Arkansas, 10-10, 12-29-77;
	1.000	by Joe Rogers, Villanova, 10-10, 12-28-76

### REBOUNDS

<b>LSU:</b>	32	by Durand Macklin, vs. Tulane, 11-26-76
<b>Opp:</b>	23	by Larry Fry, Mississippi State, 1-16-75

### ASSISTS

<b>LSU:</b>	19	by Kenny Higgs, vs. Georgia, 1-17-77
	18	by Randy Livingston, vs. George Mason, 12-3-94
	18	by Kenny Higgs, vs. Tennessee, 1-15-77
	17	by Kenny Higgs, vs. Miss. State, 2-16-76
	16	by Kenny Higgs, vs. Vanderbilt, 2-28-76
<b>Opp:</b>	15	by Eddie Johnson, Auburn, 1-3-76

### BLOCKED SHOTS

<b>LSU:</b>	12	by Shaquille O'Neal, vs. Loyola Marymount, 2-3-90
<b>Opp:</b>	7	by Jarvis Varnado, Miss. State, 1-9-08

### STEALS

<b>LSU:</b>	10	by Shawn Griggs, vs. Tennessee, 2-23-91
<b>Opp:</b>	9	by Mike Varos, Cal State Los Angeles, 12-8-89

## Team Records

### POINTS

<b>LSU:</b>	159	vs. Northern Arizona, 159-86, 12-28-91
	148	vs. Loyola Marymount, 148-141, 2-3-90
	128	vs. Tennessee Martin, 128-89, 12-20-88
	127	vs. George Mason, 127-104, 12-3-94
	123	vs. Nicholls State, 123-61, 12-30-91
<b>Opp:</b>	141	by Loyola Marymount, 148-141 (OT), 2-3-90
	129	by Kentucky, 97-129, 1-16-96
	127	by Illinois, 100-127, 12-22-88
	114	by Loyola Marymount, 122-114, 12-20-90
	113	by Tennessee, 119-113, 2-10-90

### FIELD GOALS MADE

<b>LSU:</b>	61	vs. Loyola Marymount, 2-3-90; vs. Northern Arizona, 12-28-91
<b>Opp:</b>	53	by Illinois, 12-22-88

### FIELD GOALS ATTEMPTED

<b>LSU:</b>	103	vs. Northern Arizona, 12-28-91
<b>Opp:</b>	116	by Loyola Marymount, 2-11-89

### FIELD GOAL PERCENTAGE

<b>LSU:</b>	.703	vs. Centenary, 1-15-03
<b>Opp:</b>	.684	by Tulane, 3-12-82

### FREE THROWS MADE

<b>LSU:</b>	41	vs. Tulane, 12-22-79
<b>Opp:</b>	31	by Tulane, 3-12-82

### FREE THROWS ATTEMPTED

<b>LSU:</b>	55	vs. Tulane, 12-22-79
<b>Opp:</b>	42	by Tulane, 3-12-82; Georgia, 3-12-82

### MOST THREE-POINT FIELD GOALS MADE

<b>LSU:</b>	16	vs. Auburn, 2-26-03
<b>Opp:</b>	18	vs. Ohio State, 1-15-05

### FOULS

<b>LSU:</b>	39	vs. Ole Miss, 1-14-84
<b>Opp:</b>	42	by Tulane, 12-22-79

### MARGIN OF VICTORY


<b>LSU:</b>	75	vs. Grambling State, 112-37, 11-20-99
	73	vs. Northern Arizona, 158-86, 12-28-91
	62	vs. Nicholls, 123-61, 12-30-91
	54	vs. Nicholls, 96-42, 11-17-06
	48	twice, last in 1997
<b>Opp:</b>	32	by Kentucky, 129-97, 1-16-96
	27	by Illinois, 127-100, 12-22-88
	26	by Kentucky, 81-55, 2-6-10
	26	by Ole Miss, 83-57, 2-18-98
	24	by Florida, 75-51, 1-21-87

### POINTS IN ONE HALF

<b>LSU:</b>	80	vs. Northern Arizona, 1st half, 12-28-91
	79	vs. Northern Arizona, 2nd half, 12-28-91
	72	vs. Loyola Marymount, 1st half, 2-3-90
	70	vs. Tulane, 2nd half, 12-4-78
<b>Opp:</b>	86	by Kentucky, 1st half, 1-16-96
	76	by Loyola Marymount, 2nd half, 2-3-90
	66	by Illinois, 2nd half, 12-22-88
	61	by Illinois, 1st half, 12-22-88

### MOST WINS

<b>LSU:</b>	19	in 2008-09 season
<b>Opp:</b>	7	in 1994-95; 1995-96; 2000-01, 09-10 season



Maurice Carter was the last player to hit eight treys in a game at the Maravich Center.



## SCORING

1. Pete Maravich	1967-70	3667
2. Rudy Macklin	1976-81	2080
3. Tasmin Mitchell	2005-10	1989
4. Howard Carter	1979-83	1942
5. Shaquille O'Neal	1989-92	1941
6. Bob Pettit	1951-54	1916
7. Kenny Higgs	1974-78	1896
8. Chris Jackson	1988-90	1854
9. Ronald Dupree	1909-03	1726
10. Derrick Taylor	1981-82; 83-86	1590

## SCORING AVERAGE

1. Pete Maravich	1967-70	44.2
2. Chris Jackson	1988-90	29.0
3. Bob Pettit	1951-54	27.4
4. Shaquille O'Neal	1989-92	21.6
5. Glenn Hansen	1973-75	20.5
6. Marcus Thornton	2007-09	20.4
7. Ronnie Henderson	1993-96	20.3
8. Roger Sigler	1954-57	19.1
9. Eddie Palubinskas	1972-74	18.5
10. Kenny Higgs	1974-78	17.9

## FIELD GOALS MADE

1. Pete Maravich	1967-70	1387
2. Rudy Macklin	1976-81	852
3. Howard Carter	1979-83	806
4. Shaquille O'Neal	1989-92	786
5. Tasmin Mitchell	2006-10	762
6. Bob Pettit	1951-54	721
7. Kenny Higgs	1974-78	687
8. Ronald Dupree	2000-03	665
9. Chris Jackson	1989-90	664
10. Leonard Mitchell	1980-84	630

## 3-POINT FG MADE

1. Darrel Mitchell	2002-06	258
2. Torris Bright	2000-03	237
3. Ronnie Henderson	1993-96	189
4. Clarence Ceasar	1991-95	175
5. Antonio Hudson	2001-05	174
6. Chris Jackson	1988-90	172
7. Collis Temple III	2000-03	171
8. Marcus Thornton	2007-09	168
9. Maurice Carter	1995-99	157
10. Bo Spencer	2007-10	141

## FIELD GOAL PCT. (MIN. 250 ATT.)

1. Dave Ramsden	1967-69	.643
2. Shaquille O'Neal	1989-92	.610
3. Tyrus Thomas	2005-06	.608
4. Rudy Macklin	1976-81	.595
5. Al Sanders	1969-72	.585
6. Stanley Roberts	1989-90	.576
7. Jaime Lloreda	2002-04	.571
8. Stromile Swift	1998-00	.560
9. Vernel Singleton	1988-92	.560
10. Floyd Bailey	1974-78	.557

## ASSISTS

1. Kenny Higgs	1974-78	645
2. Ethan Martin	1977-81	638
3. Torris Bright	2000-03	544
4. Garrett Temple	2005-09	482
5. Pete Maravich	1967-70	425
6. Derrick Taylor	1981-82; 83-86	401
7. Darrel Mitchell	2002-06	367
8. Ricky Blanton	1984-86; 87-89	314
9. Mike Darnall	1972-75	299
10. Tasmin Mitchell	2005-10	291

## FREE THROWS MADE

1. Pete Maravich	1967-70	893
2. Kenny Higgs	1974-78	522
3. Bob Pettit	1951-54	474
4. Vernel Singleton	1988-92	432
5. Glen Davis	2004-07	429
6. Ethan Martin	1977-81	390
7. Rudy Macklin	1976-81	376
8. Roger Sigler	1954-57	372
9. Shaquille O'Neal	1989-92	369
10. Derrick Taylor	1981-82; 83-86	364

## FREE THROW PCT. (MIN. 200 ATT.)

1. Eddie Palubinskas	1972-74	.875
2. Chris Jackson	1988-90	.863
3. Don Redden	1982-86	.840
4. Kenny Drost	1964-67	.839
5. Bo Spencer	2007-10	.828
6. Harry Heroman	1963-66	.816
7. Derrick Taylor	1981-82; 83-86	.801
8. George Nattin	1959-62	.792
9. Howard Carter	1979-83	.789
10. Garrett Temple	2005-09	.783

## 3-POINT FG PCT. (MIN. 75 ATT.)

1. Justin Anderson	1991-92	.489
2. Jamie Brandon	1991-93	.438
3. Anthony Wilson	1986-87	.421
4. Ricky Blanton	1987-89	.411
5. Mike Hansen	1990-93	.397
6. Darrel Mitchell	2002-06	.396
7. Torris Bright	1999-03	.392
8. Landers Nolley	1994-96	.383
9. Marcus Thornton	2007-09	.382
10. Brian Beshara	1998-01	.372
10. Chris Jackson	1988-90	.372

## REBOUNDS

1. Rudy Macklin	1976-81	1276
2. Shaquille O'Neal	1989-92	1217
3. Al Sanders	1969-72	1168
4. Bob Pettit	1951-54	1039
5. Ned Clark	1951-55	998
6. Tasmin Mitchell	2005-10	950
7. Leonard Mitchell	1980-84	922
8. Glen Davis	2004-07	916
9. Ronald Dupree	2000-03	907
10. Lionel Green	1975-79	809

## REBOUNDING AVERAGE

1. Bob Pettit	1951-54	14.8
2. Al Sanders	1969-72	14.1
3. Shaquille O'Neal	1989-92	13.5
4. Ned Clark	1951-55	11.8
5. Rudy Macklin	1976-81	10.4
5. Dick Maile	1962-65	10.4
7. Roger Sigler	1953-56	10.3
8. Maury Drummond	1960-63	10.2
9. Jaime Lloreda	2002-04	10.1
10. Danny Hester	1968-70	10.0

## BLOCKED SHOTS

1. Shaquille O'Neal	1989-92	412
2. Chris Johnson	2005-09	176
3. Stromile Swift	1998-00	130
4. Garrett Temple	2005-09	113
5. Glen Davis	2004-07	110
6. Brandon Bass	2003-05	104
7. Jose Vargas	1984-88	100
8. Tyrus Thomas	2005-06	99
9. Lionel Green	1975-79	94
10. Jaime Lloreda	2002-04	89



Kenny Higgs has a school best 645 assists.

## STEALS

1. Clarence Ceasar	1991-95	310
2. Ethan Martin	1977-81	279
3. Torris Bright	2000-03	246
4. Darrel Mitchell	2002-06	219
5. Derrick Taylor	1981-82; 83-86	207
6. Jerry Reynolds	1982-85	194
7. Garrett Temple	2005-09	191
8. Tasmin Mitchell	2005-10	190
9. Darryl Joe	1986-88	169
10. Jermaine Williams	1998-02	154

## MINUTES PLAYED

1. Tasmin Mitchell	2005-10	4692
2. Garrett Temple	2005-09	4432
3. Howard Carter	1979-83	4276
4. Torris Bright	2000-03	4250
5. Rudy Macklin	1976-81	3965
6. Darrel Mitchell	2002-06	3891
7. Derrick Taylor	1981-82; 83-86	3835
8. Leonard Mitchell	1980-84	3832
9. Ronald Dupree	2000-03	3710
10. Ethan Martin	1977-81	3596

**SCORING**

1. Pete Maravich	1969-70	1381
2. Pete Maravich	1968-69	1148
3. Pete Maravich	1967-68	1138
4. Chris Jackson	1988-89	965
5. Chris Jackson	1989-90	889
6. Bob Pettit	1953-54	785
7. Shaquille O'Neal	1990-91	774
8. Marcus Thornton	2008-09	739
9. Shaquille O'Neal	1991-92	722
10. Glen Davis	2005-06	669

**SCORING AVERAGE**

1. Pete Maravich	1969-70	44.5
2. Pete Maravich	1968-69	44.2
3. Pete Maravich	1967-68	43.8
4. Bob Pettit	1953-54	31.4
5. Chris Jackson	1988-89	30.2
6. Chris Jackson	1989-90	27.8
7. Shaquille O'Neal	1990-91	27.6
8. Bob Pettit	1951-52	25.5
9. Roger Sigler	1955-56	25.1
10. Bob Pettit	1952-53	24.7

**FIELD GOALS MADE**

1. Pete Maravich	1969-70	522
2. Pete Maravich	1968-69	433
3. Pete Maravich	1967-68	432
4. Chris Jackson	1988-89	359
5. Shaquille O'Neal	1990-91	312
6. Chris Jackson	1989-90	305
7. Shaquille O'Neal	1991-92	294
8. Bob Pettit	1953-54	281
9. John Williams	1985-86	269
10. Marcus Thornton	2008-09	256

**3-POINT FG MADE**

1. Anthony Wilson	1986-87	95
2. Marcus Thornton	2007-08	90
3. Chris Jackson	1989-90	88
4. Chris Jackson	1988-89	84
5. Darrel Mitchell	2005-06	82
6. Marcus Thornton	2008-09	78
7. Torris Bright	2001-02	76
8. Ronnie Henderson	1993-94	72
9. Maurice Carter	1998-99	71
10. Ronnie Henderson	1994-95	68

**FIELD GOAL PCT. (MIN. 100 ATT.)**

1. David Ramsden	1968-69	.6747
2. Ralph Jukkola	1967-68	.6377
3. Shaquille O'Neal	1990-91	.6278
4. Rudy Macklin	1980-81	.6246
5. Rudy Macklin	1977-78	.6217
6. Shaquille O'Neal	1991-92	.6151
7. Stromile Swift	1999-00	.6080
7. Tyrus Thomas	2005-06	.6080
9. Rudy Macklin	1979-80	.6057
10. Al Sanders	1971-72	.5958

**ASSISTS**

1. Kenny Higgs	1976-77	239
2. T.J. Pugh	1990-91	196
3. Pete Maravich	1969-70	192
4. Ethan Martin	1980-81	190
5. Ethan Martin	1979-80	174
6. Kenny Higgs	1975-76	173
7. Darrel Mitchell	2005-06	160
8. Randy Livingston	1994-95	151
9. Torris Bright	2002-03	150
9. Ethan Martin	1978-79	150

**ASSISTS AVERAGE**

1. Randy Livingston	1994-95	9.4
2. Kenny Higgs	1976-77	8.8
3. Kenny Higgs	1975-76	6.6
3. Mike Darnell	1974-75	6.6
5. T. J. Pugh	1990-91	6.5
6. Pete Maravich	1969-70	6.1
7. Ethan Martin	1980-81	5.5
8. Ethan Martin	1979-80	5.4
9. Ethan Martin	1978-79	5.3
10. Tommy Hess	1971-72	5.0
10. Tommy Hess	1970-71	5.0

**FREE THROWS MADE**

1. Pete Maravich	1969-70	337
2. Pete Maravich	1968-69	282
3. Pete Maravich	1967-68	274
4. Bob Pettit	1953-54	223
5. Chris Jackson	1989-90	191
6. Glen Davis	2005-06	163
6. Chris Jackson	1988-89	163
6. Kenny Higgs	1976-77	163
9. Roger Sigler	1955-56	151
10. Shaquille O'Neal	1990-91	150

**FREE THROW PCT. (MIN. 50 ATT.)**

1. Chris Jackson	1989-90	.9095
2. Kenny Drost	1965-66	.9024
3. Eddie Palubinskas	1972-73	.8954
4. Derrick Taylor	1985-86	.8804
5. Anthony Wilson	1985-86	.8800
6. Don Redden	1984-85	.8732
7. Jordy Hultberg	1976-77	.8667
8. Harry Heroman	1965-66	.8627
9. Bob Miller	1976-77	.8621
10. Jermaine Williams	2001-02	.8537

**3-POINT FG PCT. (MIN. 50 ATT.)**

1. Jamie Brandon	1992-93	.509
2. Justin Anderson	1991-92	.489
3. Fess Irvin	1986-87	.463
4. Mike Hanson	1992-93	.452
5. Brian Beshara	1998-99	.431
6. Darrel Mitchell	2002-03	.424
7. Landers Nolley	1994-95	.421
7. Anthony Wilson	1986-87	.421
9. Darrel Mitchell	2003-04	.419
10. Maurice Carter	1998-99	.415

**REBOUNDS**

1. Al Sanders	1969-70	474
2. Bob Pettit	1953-54	432
3. Shaquille O'Neal	1991-92	421
4. Shaquille O'Neal	1990-91	411
5. Shaquille O'Neal	1989-90	385
6. Ned Clark	1954-55	380
7. Al Sanders	1970-71	369
8. Rudy Macklin	1980-81	351
9. Glen Davis	2005-06	350
10. Danny Hester	1969-70	345

**REBOUNDING AVERAGE**

1. Bob Pettit	1953-54	17.3
2. Ned Clark	1954-55	15.8
3. Al Sanders	1970-71	14.8
4. Al Sanders	1969-70	14.8
5. Shaquille O'Neal	1990-91	14.7
6. Shaquille O'Neal	1991-92	14.0
7. Bob Pettit	1952-53	13.9
8. Roger Sigler	1954-55	13.8
9. Bob Pettit	1951-52	13.1
10. Maury Drummond	1960-61	12.5

**BLOCKED SHOTS**

1. Shaquille O'Neal	1991-92	157
2. Shaquille O'Neal	1990-91	140
3. Shaquille O'Neal	1989-90	115
4. Tyrus Thomas	2005-06	99
5. Stromile Swift	1999-00	95
5. Chris Johnson	2008-09	95
7. Anthony Randolph	2007-08	70
8. Chris Johnson	2007-08	66
9. Jaime Lloreda	2002-03	61
9. Lionel Green	1978-79	61

**BLOCK SHOT AVERAGE**

1. Shaquille O'Neal	1991-92	5.2
2. Shaquille O'Neal	1990-91	5.0
3. Shaquille O'Neal	1989-90	3.6
4. Tyrus Thomas	2005-06	3.1
5. Stromile Swift	1999-00	2.8
6. Chris Johnson	2008-09	2.7
7. Chris Johnson	2007-08	2.6
8. Anthony Randolph	2007-08	2.3
9. Stromile Swift	1998-99	2.2
10. Lionel Green	1979-80	2.1

**STEALS**

1. Darryl Joe	1986-87	93
2. Clarence Ceasar	1991-92	90
3. Derrick Taylor	1985-86	86
4. Ethan Martin	1980-81	83
5. Shawn Griggs	1990-91	81
5. Jerry Reynolds	1983-84	81
7. Darryl Joe	1987-88	80
7. Clarence Ceasar	1993-94	80
9. Jermaine Williams	2001-02	76
10. Clarence Ceasar	1992-93	74

**STEALS AVERAGE**

1. Clarence Ceasar	1994-95	3.0
2. Clarence Ceasar	1993-94	2.96
3. Clarence Ceasar	1991-92	2.90
4. Shawn Griggs	1990-91	2.8
4. Jerry Reynolds	1983-84	2.8
6. Darryl Joe	1987-88	2.7
7. Darryl Joe	1986-87	2.5
8. Ethan Martin	1980-81	2.4
9. Clarence Ceasar	1992-93	2.3
10. Ethan Martin	1979-80	2.28

**MINUTES PLAYED**

1. Derrick Taylor	1985-86	1342
2. Anthony Wilson	1986-87	1338
3. Darrel Mitchell	2005-06	1322
4. John Williams	1985-86	1277
5. Tasmin Mitchell	2005-06	1240
6. Ricky Blanton	1988-89	1231
7. Nikita Wilson	1986-87	1219
8. Howard Carter	1980-81	1209
9. Garrett Temple	2005-06	1207
10. Ronald Dupree	2001-02	1203



## SCORING

1.	Pete Maravich vs. Alabama	Feb. 7, 1970	69
2.	Pete Maravich vs. Tulane	Feb. 10, 1969	66
3.	Pete Maravich vs. Kentucky	Feb. 21, 1970	64
4.	Pete Maravich vs. Vanderbilt	Dec. 11, 1969	61
5.	Bob Pettit vs. Louisiana College	Dec. 7, 1953	60
6.	Pete Maravich vs. Alabama	Feb. 17, 1968	59
7.	Pete Maravich vs. Georgia	March 8, 1969	58
7.	Pete Maravich vs. Mississippi State	Dec. 22, 1967	58
9.	Bob Pettit vs. Georgia	Jan. 9, 1954	57
10.	(tie) Pete Maravich (6 times), Chris Jackson (1)		55

## FIELD GOALS MADE

1.	Pete Maravich vs. Alabama	Feb. 7, 1970	26
1.	Pete Maravich vs. Vanderbilt	Dec. 11, 1969	26
3.	Pete Maravich vs. Tulane	Feb. 10, 1969	25
4.	Pete Maravich vs. Alabama	Feb. 17, 1968	24
5.	Pete Maravich vs. Kentucky	Feb. 21, 1970	23
5.	Bob Pettit vs. Georgia	Jan. 9, 1954	23

## FIELD GOALS ATTEMPTED

1.	Pete Maravich vs. Alabama	Feb. 7, 1970	57
1.	Pete Maravich vs. Vanderbilt	Jan. 29, 1969	57
3.	Pete Maravich vs. Vanderbilt	Dec. 11, 1969	54
4.	Pete Maravich vs. Kentucky	Feb. 22, 1969	53
5.	Pete Maravich vs. Alabama	Feb. 17, 1968	52

## FIELD GOAL PERCENTAGE (MIN. 10 ATTEMPTS)

1.	Durand Macklin vs. Mississippi State (12-12)	Jan. 5, 1980	1.000
1.	Stanley Roberts vs. Loyola Marymount (10-10)	Feb. 3, 1990	1.000
1.	Bill Wilson vs. Georgia (10-10)	Jan. 4, 1964	1.000
4.	Brandon Bass vs. Louisiana-Lafayette (11-12)	Nov. 21, 2004	.917
5.	Nikita Wilson vs. Montana State (11-12)	Nov. 22, 1985	.916
5.	Durand Macklin vs. Ole Miss (11-12)	Jan. 28, 1977	.916
5.	Ray Lewis vs. Alabama (11-12)	Feb. 20, 1962	.916

## 3-POINT FIELD GOALS MADE

1.	Chris Jackson vs. Tennessee	Feb. 10, 1990	10
2.	Chris Jackson at Ole Miss	March 4, 1989	9
3.	Marcus Thornton at Auburn	Jan. 30, 2008	8
3.	Maurice Carter vs. Arkansas	Jan. 2, 1999	8
3.	Ronnie Henderson vs. Kentucky	Feb. 15, 1994	8
6.	Maurice Carter vs. Texas	Dec. 19, 1998	7
6.	Ronnie Henderson vs. Maryland-Baltimore County	Dec. 30, 1994	7
6.	Mike Hansen vs. Tennessee	Jan. 22, 1991	7
6.	Chris Jackson vs. Vanderbilt	Feb. 18, 1990	7
6.	Chris Jackson vs. Kentucky	Feb. 15, 1990	7
6.	Chris Jackson vs. Mississippi State	Jan. 4, 1990	7

## 3-POINT FIELD GOAL ATTEMPTS

1.	Chris Jackson vs. Tennessee	Feb. 10, 1990	20
1.	Chris Jackson at Ole Miss	March 4, 1989	20
3.	Chris Jackson vs. Kentucky	Feb. 15, 1990	17
4.	Marcus Thornton vs. Auburn	Jan. 16, 2008	16
4.	Marcus Thornton at Auburn	Jan. 30, 2008	15
5.	Maurice Carter vs. Arkansas	Jan. 2, 1999	15
5.	Ronnie Henderson vs. Alabama	Feb. 11, 1995	15
8.	Gene Nabors vs. Auburn	Jan. 21, 1996	14
8.	Ronnie Henderson vs. UCLA	Dec. 18, 1993	14

## 3-POINT FIELD GOAL PERCENTAGE (MINIMUM 5 ATTEMPTS)

1.	Collis Temple III vs. Nicholls State (5-5)	Dec. 22, 2000	1.000
1.	Torris Bright vs. Arizona (5-5)	Dec. 20, 2000	1.000
1.	Darrel Mitchell vs. Auburn (5-5)	Feb. 26, 2003	1.000
1.	Antonio Hudson vs. Louisiana-Lafayette (6-6)	Nov. 21, 2004	1.000
5.	Collis Temple III vs. Vanderbilt (6-7)	March 10, 2000	.857
6.	Bo Spencer vs. Arkansas (5-6)	Jan. 31, 2009	.833
6.	Torris Bright vs. Centenary (5-6)	Dec. 21, 1999	.833
6.	Ronnie Henderson vs. Texas (5-6)	Nov. 26, 1994	.833
6.	Anthony Wilson vs. Georgia (5-6)	March 7, 1987	.833
6.	Terry Martin vs. Louisiana Tech (5-6)	Dec. 23, 2006	.833
6.	Tasmin Mitchell vs. Louisiana-Monroe (5-6)	Nov. 19, 2006	.833
12.	13 times by 9 players		.800

## FREE THROWS MADE

1.	Pete Maravich vs. Oregon State	Dec. 22, 1969	30
2.	Pete Maravich vs. Florida	Feb. 12, 1969	22
3.	Kenny Higgs vs. Mississippi State	Jan. 2, 1978	18
4.	Shaquille O'Neal vs. Arkansas State	Dec. 18, 1990	17
5.	Chris Jackson vs. Florida	Dec. 10, 1988	16
5.	Eddie Palubinskas vs. Mississippi State	March 1, 1973	16
5.	Bob Pettit vs. Louisiana College	Dec. 1, 1954	16



Rudy Macklin

## FREE THROW ATTEMPTS

1.	Pete Maravich vs. Oregon State	Dec. 22, 1969	31
2.	Pete Maravich vs. Florida	Feb. 12, 1969	27
3.	Shaquille O'Neal vs. Arkansas State	Dec. 18, 1990	21
4.	Kenny Higgs vs. Mississippi State	Jan. 2, 1978	20
5.	Tasmin Mitchell, at Mississippi State	Feb. 11, 2009	18
5.	Jerry Reynolds vs. Tennessee	Feb. 6, 1984	18
5.	Glen Davis, vs. Louisiana Tech	Dec. 23, 2006	18

## FREE THROW PERCENTAGE (MINIMUM 15 ATTEMPTS)

1.	Eddie Palubinskas vs. Mississippi State (16-16)	March 1, 1973	1.000
2.	Pete Maravich vs. Oregon State (30-31)	Dec. 22, 1969	.968
3.	Chris Jackson vs. Florida (16-17)	Dec. 10, 1988	.941
4.	Anthony Wilson vs. Georgia (14-15)	March 7, 1987	.933
5.	Brandon Bass vs. Northwestern State (10-11)	Dec. 11, 2004	.909
6.	Chris Jackson vs. Tennessee (13-15)	Feb. 10, 1989	.866
6.	Ricky Blanton vs. Ole Miss (13-15)	Feb. 10, 1988	.866

## REBOUNDS

1.	Durand Macklin vs. Tulane	Nov. 26, 1976	32
2.	Al Sanders vs. Mississippi State	Feb. 7, 1972	26
2.	Al Sanders vs. Mississippi State	Feb. 1, 1971	26
4.	Danny Hester vs. Ole Miss	Jan. 31, 1970	25
4.	Al Sanders vs. Florida	Dec. 18, 1970	25
4.	Bob Pettit vs. Holy Cross	Dec. 29, 1953	25

## ASSISTS

1.	Kenny Higgs vs. Georgia	Jan. 17, 1977	19
2.	Randy Livingston vs. George Mason	Dec. 3, 1994	18
2.	Kenny Higgs vs. Tennessee	Jan. 15, 1977	18
4.	Kenny Higgs vs. Mississippi State	Feb. 16, 1976	17
5.	Ethan Martin vs. Tulane	Dec. 6, 1980	16
5.	Kenny Higgs vs. Vanderbilt	Feb. 28, 1976	16

## BLOCKED SHOTS

1.	Shaquille O'Neal vs. Loyola Marymount	Feb. 3, 1990	12
2.	Stromile Swift vs. Alabama	Feb. 10, 1999	11
2.	Shaquille O'Neal vs. BYU	March 19, 1992	11
2.	Shaquille O'Neal vs. Auburn	Feb. 22, 1992	11
2.	Shaquille O'Neal vs. South Carolina	Feb. 18, 1992	11
6.	Shaquille O'Neal vs. Florida	Jan. 26, 1991	10
6.	Shaquille O'Neal vs. Texas	Jan. 3, 1990	10

## STEALS

1.	Shawn Griggs, vs. Tennessee	Feb. 23, 1991	10
2.	Clarence Ceasar, vs. Auburn	Jan. 8, 1994	8
2.	Shawn Griggs, vs. Loyola Marymount	Dec. 20, 1990	8
2.	Shawn Griggs, vs. Arizona	Dec. 8, 1990	8
2.	Derrick Taylor, vs. Hawaii-Loa	Dec. 2, 1985	8

## POINTS

1. Johnny Neumann, Ole Miss	Jan. 30, 1971	63
2. Gerald Glass, Ole Miss	March 4, 1989	53
3. Dan Issel, Kentucky	Feb. 21, 1970	51
4. Bob Burrow, Kentucky	Jan. 14, 1956	50
5. Ron Widby, Tennessee	1967	50

## FIELD GOALS MADE

1. Johnny Neumann, Ole Miss	Jan. 30, 1971	26
2. Gerald Glass, Ole Miss	March 4, 1989	20
3. Hank Gathers, Loyola Marymount	Feb. 3, 1990	20

## FIELD GOALS ATTEMPTS

1. Johnny Neumann, Ole Miss	Jan. 30, 1971	40
2. Gerald Glass, Ole Miss	March 3, 1990	37
3. Gerald Glass, Ole Miss	March 4, 1989	36

## FREE THROWS MADE

1. Neal Walk, Florida	Feb. 10, 1968	18
2. Carlos Clark, Ole Miss	Jan. 15, 1983	17
3. Anthony Rosser, U.S. International	Jan. 16, 1984	16

## FREE THROW ATTEMPTS

1. Neal Walk, Florida	Feb. 10, 1968	21
2. Carlos Clark, Ole Miss	Feb. 15, 1983	21
3. Anthony Rosser, U.S. International	Jan. 16, 1984	20

## FREE THROW PERCENTAGE (MIN. 15 ATTEMPTS)

1. Reggie Johnson, Tennessee	Feb. 5, 1978	.933 (14-15)
2. Earvin Johnson, Michigan State	March 16, 1979	.933 (14-15)
3. Ernie Grunfeld, Tennessee	Jan. 15, 1977	.882 (15-17)

## THREE-POINT FIELD GOALS MADE

1. Anderson Hunt, UNLV	Jan. 28, 1990	9
1. Scott Draud, Vanderbilt	Feb. 18, 1990	9
1. Lee Mayberry, Arkansas	March 4, 1992	9
4. Edward Garriet, McNeese State	Nov. 24, 2003	8
4. David Jones, Lamar	Dec. 4, 1989	8
4. Keenan Carpenter, Auburn	Feb. 8, 1989	8
4. Greg Stolt, Florida	March 4, 1999	8

## THREE-POINT FIELD GOAL ATTEMPTS

1. Chris Walker, Villanova	March 15, 1990	20
2. Damon Wordlaw, McNeese State	Nov. 29, 1994	18
3. Scott Draud, Vanderbilt	Feb. 2, 1991	17
3. Danny Basile, Marist	Dec. 25, 1995	17

## THREE-POINT FIELD GOAL PERCENTAGE (MIN. 5 ATTEMPTS)

1. Dawid Przbyszeski, Vanderbilt	Feb. 21, 2004	1.000 (5-5)
1. Ezra Williams, Georgia	Jan. 5, 2003	1.000 (7-7)
1. Troy Gaines, Auburn	Feb. 26, 2003	1.000 (5-5)
1. Andrew Moten, Florida	Jan. 21, 1987	1.000 (5-5)
5. Je'Kei Foster, Ohio State	Jan. 15, 2005	.857 (6-7)
5. Wesley Person, Auburn	Feb. 13, 1993	.857 (6-7)

## REBOUNDS

1. Bailey Howell, Miss. State	1957	34
2. Bob Lienhard, Georgia	1969	29
2. Dan Issel, Kentucky	Feb. 22, 1969	29

## ASSISTS

1. Eddie Johnson, Auburn	Jan. 3, 1976	15
2. Kareem Reid, Arkansas	March 2, 1996	14
2. Terrell Lowery, Loyola-Marymount	Dec. 20, 1990	14
2. Bobby Hurley, Duke	Feb. 10, 1991	14

## BLOCKED SHOTS

1. Roy Rogers, Alabama	Feb. 17, 1996	10
2. Andre Riddick, Kentucky	March 14, 1993	9
3. Charles Barkley, Auburn	1984	8

## STEALS

1. Mike Varos, Cal State Los Angeles	Dec. 8, 1989	9
2. Pointer Williams, McNeese State	Dec. 1, 1995	8
3. Chris Daniels, Georgia	March 8, 2002	7
3. T. J. Cleveland, Arkansas	March 11, 2000	7
3. Eddie Shannon, Florida	Jan. 20, 1999	7
3. John Pelphrey, Kentucky	Feb. 15, 1990	7
3. Mike Ferrara, Colgate	Nov. 28, 1990	7





## Team Single Game Highs

### MOST POINTS SCORED

1. 159 – Northern Arizona (159-86)	Dec. 28, 1991
2. 148 – vs. Loyola Marymount (148-141)	Feb. 3, 1990
3. 128 – vs. Louisiana College (128-74)	Dec. 7, 1953
3. 128 -- vs. Tennessee Martin (128-89)	Dec. 20, 1988
5. 127 – vs. Tulane (127-114)	Feb. 9, 1970

### HIGHEST VICTORY MARGIN

1. 94 – LSU 124, Southwestern (TN) 33	Dec. 8, 1952
2. 75 – LSU 112, Grambling 37	Nov. 20, 1999
3. 73 – LSU 159, Northern Arizona 86	Dec. 28, 1991
4. 62 – LSU 123, Nicholls State 61	Dec. 30, 1991
5. 60 – LSU 80, Sewanee 20	Jan. 5, 1934
6. 56 – LSU 69, Louisiana-Lafayette 13	Dec. 1915
6. 56 – LSU 66, Millsaps 10	Feb. 6, 1918

### OPPONENT MOST POINTS SCORED

1. 130 – by Florida State (FSU 130-100)	Dec. 16, 1967
2. 141 – by Loyola Marymount (LSU 148-141)	Feb. 3, 1990
3. 129 – by Kentucky (Ky 129-97)	Jan. 16, 1996
4. 127 – by Kentucky (Ky 127-80)	March 4, 1995
5. 121 – by Kentucky (Ky 121-95)	Jan. 27, 1968
5. 121 – by Kentucky (Ky 121-105)	Feb. 21, 1970

### OPPONENTS MARGIN OF VICTORY

1. 49 – UCLA 133, LSU 84	Dec. 23, 1969
2. 47 – Kentucky 127, LSU 80	March 4, 1995
3. 46 – Vanderbilt 106, LSU 60	March 8, 1965
4. 44 – Oklahoma State 111, LSU 67	Dec. 20, 1994
5. 41 – Auburn 101, LSU 60	Feb. 13, 1965
6. 40 – Florida 102, LSU 62	Jan. 4, 1965
6. 40 – St. John's 102, LSU 62	Dec. 29, 1965

### MOST FIELD GOALS MADE

1. 61 – vs. Northern Arizona	Dec. 28, 1991
1. 61 – vs. Loyola Marymount	Feb. 3, 1990
3. 48 – vs. Loyola Marymount	Dec. 20, 1990
4. 47 – vs. McNeese State	Jan. 20, 1992
4. 47 – vs. Southeastern Louisiana	Nov. 26, 1990
4. 47 – vs. Nicholls State	Dec. 29, 1990

### MOST THREE-POINT FIELD GOALS MADE

1. 17 – vs. Tennessee	March 1, 2003
2. 16 – vs. Auburn	Feb. 26, 2003
3. 13 -- vs. Grambling	Dec. 13, 2008
3. 13 – vs. Chaminade	Nov. 20, 2007
3. 13 – vs. Texas A&M	Nov. 30, 2002
3. 13 – vs. Northwestern State	Dec. 2, 2001
3. 13 – vs. Maryland Baltimore County	Dec. 30, 1994
3. 13 – vs. Ole Miss	March 10, 1989
9. 12 -- at Rice	Dec. 29, 2010
9. 12 -- at South Alabama	Nov. 28, 2010
9. 12 – vs. Arizona State	Nov. 21, 2007
9. 12 – vs. Tennessee	March 2, 2001
9. 12 – vs. Nicholls State	March 22, 2000
9. 12 – vs. Tennessee	Feb. 10, 1990

### MOST FREE THROWS MADE

1. 41 – vs. Tulane	Dec. 22, 1979
2. 38 – vs. Florida	Jan. 16, 1993
2. 37 – vs. Vandy	Feb. 6, 1988
4. 36 – vs. Tennessee	Feb. 23, 1991
5. 33 – vs. Ole Miss	Jan. 14, 1984
5. 33 – vs. Loyola (Chicago)	Dec. 6, 1982
7. 32 -- vs. Northwestern State	Nov. 12, 2010
7. 32 – vs. Texas A&M	Dec. 8, 1982
7. 32 – vs. Arkansas	Jan. 11, 1992
10. 31 – vs. Tennessee	Jan. 29, 1992
10. 31 – vs. Florida	Jan. 26, 1991

### MOST REBOUNDS

1. 80 – vs. Montana State	Dec. 27, 1976
2. 65 – vs. Loyola Marymount	Feb. 3, 1990
3. 63 – vs. Nicholls State	Dec. 30, 1991
4. 62 – vs. Hawaii Pacific	Nov. 27, 1982
5. 61 – vs. Northern Arizona	Dec. 28, 1991
6. 60 – vs. McNeese State	Dec. 20, 1992
6. 60 – vs. Troy	Dec. 6, 1994
6. 60 – vs. Troy	Dec. 22, 1999

### ASSISTS

1. 38 – vs. George Mason	Dec. 3, 1994
2. 33 – vs. Loyola Marymount	Feb. 3, 1990
2. 33 – vs. Georgia State	Dec. 28, 1994
4. 30 – vs. Southern	Nov. 29, 1995
4. 30 – vs. Texas A&M Corpus Christi	Dec. 14, 2002
6. 29 – vs. Northern Arizona	Dec. 28, 1991
6. 29 – vs. Troy	Dec. 6, 1994
6. 29 – vs. Grambling	Nov. 28, 1999

### STEALS

1. 23 – vs. Tennessee	Feb. 23, 1991
2. 20 – vs. Southeastern Louisiana	Nov. 26, 1990
2. 20 – vs. Nicholls State	Dec. 29, 1990
4. 18 – vs. Marist	Nov. 25, 1988
4. 18 – vs. Central Connecticut St.	Jan. 19, 1993
5. 17 – vs. Auburn	Jan. 9, 1993
5. 17 – vs. Cornell	Dec. 30, 1995
5. 17 – vs. Loyola Marymount	Dec. 20, 1990

### BLOCKS

1. 16 – vs. Texas	Jan. 2, 1990
1. 16 -- vs. Alcorn State	Nov. 20, 2008
2. 14 – vs. Alabama	March 5, 2008
2. 14 – vs. Georgia	Jan. 25, 2006
2. 14 – vs. Loyola Marymount	Feb. 3, 1990
5. 13 – vs. Tennessee	Jan. 14, 2006
5. 13 – vs. Louisiana-Lafayette	Nov. 21, 2004
5. 13 – vs. Texas A&M Corpus Christi	Dec. 14, 2002
5. 13 – vs. Auburn	March 1, 1980
5. 13 – vs. Georgia	Jan. 7, 1991



**WINS**

1.	31	1980-81
2.	28	1999-00
3.	27	2008-09
3.	27	2005-06
5.	26	1985-86
5.	26	1979-80
7.	24	1986-87
8.	23	1989-90
8.	23	1978-79
10.	22	1992-93
10.	22	1969-70
10.	22	1952-53

**WINNING PCT. (MIN. 10 WINS)**

1.	.938 (15-1)	1921-22
2.	.933 (14-1)	1934-35
3.	.923 (12-1)	1917-18
4.	.909 (10-1)	1916-17
4.	.909 (10-1)	1914-15
6.	.905 (19-2)	1919-20
7.	.880 (22-3)	1952-53
8.	.861 (31-5)	1980-81
9.	.857 (18-3)	1945-46
10.	.826 (19-4)	1920-21

**GAMES PLAYED**

1.	39	1986-87
2.	38	1985-86
3.	36	2005-06
3.	36	1980-81
5.	35	2008-09
6.	34	2001-02
6.	34	1999-00
8.	33	1992-93
9.	32	2010-11
9.	32	2002-03
9.	32	1989-90
9.	32	1988-89
9.	32	1982-83
9.	32	1979-80
9.	32	1969-70

**FIELD GOALS ATT.**

1.	2403	1969-70
2.	2327	1985-86
3.	2303	1988-89
4.	2261	1986-87
5.	2194	1989-90
6.	2155	1992-93
7.	2144	1980-81
8.	2093	2008-09
9.	2092	2005-06
10.	2040	1990-91

**FIELD GOALS MADE**

1.	1170	1985-86
2.	1159	1969-70
3.	1116	1989-90
4.	1115	1988-89
5.	1098	1980-81
6.	1047	1986-87
7.	1019	1979-80
8.	1010	1990-91
9.	1000	1991-92
10.	972	2005-06

**3-POINT FG ATTEMPTED**

1.	624	2007-08
2.	614	1995-96
3.	572	2008-09
4.	571	2002-03
4.	571	2004-05
6.	564	1993-94
7.	561	2010-11
7.	561	2001-02

**3-POINT FG MADE**

1.	215	2002-03
2.	213	2008-09
3.	205	2004-05
4.	204	2001-02
5.	201	2007-08
6.	196	1999-00
7.	194	2000-01
7.	194	1995-96

**3-POINT FG PCT.**

1.	.401	1986-87
2.	.388	1988-89
3.	.377	2002-03
4.	.372	2008-09
5.	.368	1992-93
6.	.367	1991-92

**FIELD GOAL PCT.**

1.	.521	1978-79
2.	.520	1970-71
3.	.512	1980-81
4.	.509	1989-90
4.	.509	1979-80
6.	.503	1985-86
7.	.501	1984-85
8.	.495	1990-91
9.	.490	1991-92
10.	.488	1973-74

**FREE THROWS MADE**

1.	667	1969-70
2.	653	1980-81
3.	573	1990-91
4.	557	1988-89
5.	552	1999-00
6.	542	2005-06
7.	537	1985-86
8.	536	1989-90
9.	530	2008-09
10.	526	1991-92

**FREE THROWS ATT.**

1.	944	1980-81
2.	917	1969-70
3.	858	1999-00
4.	840	1990-91
5.	820	1991-92
6.	804	1988-89
7.	786	2005-06
8.	782	1986-87
9.	774	1983-84
10.	759	1955-56

**FREE THROW PCT.**

1.	.770	1988-89
2.	.750	1985-86
3.	.741	2007-08
4.	.737	1963-64
5.	.730	2004-05
6.	.727	1969-70
7.	.720	1972-73
8.	.716	2008-09
9.	.714	1984-85
9.	.714	1967-68

**REBOUNDS**

1.	1691	1969-70
2.	1457	1989-90
3.	1447	2005-06
4.	1401	1986-87
5.	1373	1999-00
6.	1365	2008-09
7.	1316	1990-91
8.	1308	1991-92
9.	1298	1985-86
9.	1298	1964-65

**REBOUND AVERAGE**

1.	52.8	1969-70
2.	49.9	1964-65
3.	47.1	1962-63
4.	47.0	1963-64
4.	47.0	1961-62
6.	46.5	1954-55
7.	46.2	1977-78
8.	46.0	1970-71
8.	46.0	1968-69
10.	45.5	1989-90
10.	45.5	1976-77

**PERSONAL FOULS**

1.	747	1986-87
2.	727	1980-81
3.	697	1978-79
4.	675	1977-78
5.	669	1979-80
6.	663	1982-83
7.	661	1989-90
8.	660	1969-70
9.	657	1985-86
10.	639	1973-74

**FOULED OUT**

1.	37	1973-74
1.	37	1952-53
3.	33	1978-79
3.	33	1977-78
5.	32	1976-77
6.	30	1957-58
7.	29	1974-75
8.	28	1989-90
8.	28	1969-70
10.	27	1988-89
10.	27	1972-73
10.	27	1971-72

**ASSISTS**

1.	616	1974-75
2.	577	1985-86
3.	566	1990-91
4.	547	2005-06
5.	538	1975-76
6.	529	2008-09
7.	527	1986-87
7.	527	1980-81
9.	526	1989-90
10.	525	1988-89

**BLOCKED SHOTS**

1.	236	2005-06
2.	225	1989-90
3.	212	2008-09
4.	206	1991-92
5.	198	1990-91
6.	196	2007-08
7.	180	1999-00
8.	155	2006-07
8.	132	2002-03
10.	127	2004-05

**STEALS**

1.	352	1986-87
2.	316	1990-91
2.	316	1992-93
4.	313	1999-00
5.	311	1991-92
6.	306	1985-86
7.	298	2005-06
8.	297	1980-81
9.	280	2001-02
10.	275	1983-84

**POINTS**

1.	2985	1969-70
2.	2966	1988-89
3.	2921	1989-90
4.	2877	1985-86
5.	2851	1980-81
6.	2785	1986-87
7.	2713	1991-92
7.	2713	1990-91
9.	2633	2005-06
10.	2617	2008-09

**SCORING AVERAGE**

1.	93.3	1969-70
2.	92.7	1988-89
3.	91.3	1989-90
4.	90.4	1990-91
5.	89.1	1968-69
6.	88.7	1967-68
7.	87.5	1991-92
8.	85.6	1970-71
9.	84.1	1977-78
10.	83.5	1974-75





### POINTS

1. 2861	1988-89
2. 2860	1969-70
3. 2679	1985-86
4. 2658	1986-87
5. 2620	1989-90
6. 2449	1980-81
7. 2433	1992-93
8. 2423	1990-91
9. 2354	1991-92
10. 2316	2008-09

### FIELD GOALS MADE

1. 1117	1969-70
2. 1113	1985-86
3. 1096	1988-89
4. 973	1986-87
5. 971	1980-81
6. 919	1992-93
7. 903	1990-91
8. 901	1989-90

### FIELD GOALS ATTEMPTED

1. 2497	1969-70
2. 2263	1988-89
3. 2257	1985-86
4. 2240	1986-87
5. 2222	1989-90
6. 2137	2005-06
7. 2129	1990-91

### FIELD GOAL PERCENTAGE

1. .511	1981-82
2. .493	1985-86
3. .492	1966-67
4. .489	1993-94
5. .484	1974-75
5. .484	1988-89
7. .472	1984-85
8. .471	1983-84
8. .471	1980-81
10. .464	1992-93
10. .464	1982-83

### FREE THROWS MADE

1. 626	1969-70
2. 603	1956-57
3. 569	1986-87
4. 565	1955-56
5. 561	1989-90
6. 533	1983-84
7. 529	1994-95

### FREE THROW ATTEMPTS

1. 928	1969-70
2. 881	1955-56
3. 863	1956-57
4. 800	1989-90
5. 789	1954-55
6. 784	1994-95
7. 758	1995-96
8. 747	1983-84

### FREE THROW PERCENTAGE

1. .744	1962-63
2. .737	1984-85
3. .733	1986-87
4. .729	1974-75
5. .725	1970-71
6. .719	1980-81
7. .714	1983-84

### 3-POINT FG MADE

1. 257	1989-90
2. 233	2005-06
3. 233	1999-00
4. 226	2001-02
5. 226	1994-95
6. 225	2004-05
7. 221	1996-97
7. 221	1995-96

### 3-POINT FG ATTEMPTS

1. 745	1999-00
2. 734	1989-90
3. 684	2001-02
4. 677	2005-06
5. 646	1995-96
6. 629	1994-95

### 3-POINT FG PERCENTAGE

1. .390	1986-87
2. .379	2004-05
3. .369	2000-01
4. .365	1996-97
5. .361	1988-89
6. .354	2002-03
6. .354	1990-91
8. .350	2003-04
8. .350	1989-90

### REBOUNDS

1. 1485	1969-70
2. 1417	1986-87
3. 1346	1967-68
4. 1344	1988-89
5. 1332	1965-66

### REBOUND AVERAGE

1. 52.5	1955-56
2. 52.2	1957-58
2. 52.2	1956-57
4. 51.7	1967-68
5. 51.2	1965-66

### PERSONAL FOULS

1. 848	1980-81
2. 780	1986-87
3. 764	1979-80
4. 743	1999-00
5. 710	1985-86

### ASSISTS

1. 560	1985-86
2. 545	1988-89
3. 530	1992-93
4. 499	1974-75
5. 491	1993-94

### BLOCKED SHOTS

1. 158	1992-93
2. 150	2005-06
3. 133	2010-11
4. 119	1997-98
4. 119	1993-94
4. 119	1985-86
7. 118	1986-87
8. 114	1988-89
9. 112	2007-08
9. 112	1986-87

### STEALS

1. 301	1996-97
2. 290	1998-99
3. 274	1989-90
4. 269	1994-95
5. 265	1999-00

### SCORING AVERAGE

1. 89.7	1974-75
2. 89.4	1988-89
2. 89.4	1969-70
4. 87.5	1968-69
5. 86.1	1967-68
6. 81.9	1989-90
7. 81.2	1994-95
8. 81.3	1993-94

### FOULED OUT

1. 42	1980-81
2. 38	1977-78
3. 37	1983-84
4. 35	1982-83
4. 35	1969-70

## SCORING LEADERS

YEAR	PLAYER	GMS.	PTS.	AVG.
1945	Clyde Lindsey	24	377	15.7
1946	Joe Bill Adcock	21	391	18.6
1947	Frank Brian	21	340	16.2
1948	Bob Meador	25	244	9.8
1949	Bob Meador	25	306	12.2
1950	Joe Dean	25	271	10.8
1951	Joe Dean	24	362	15.1
1952	Bob Pettit	24	612	25.5
1953	Bob Pettit	21	519	24.7
1954	Bob Pettit	25	785	31.4
1955	Roger Sigler	24	360	15.0
1956	Roger Sigler	20	501	25.1
1957	Roger Sigler	25	459	18.4
1958	Dom Merle	25	308	12.3
1959	Jim Crisco	25	305	12.2
1960	Dick Davies	20	248	12.4
1961	George Nattin	25	413	16.5
1962	George Nattin	24	306	12.8
1963	Dick Maile	24	337	14.0
1964	Dick Maile	25	518	20.7
1965	Dick Maile	25	429	17.1
1966	Harry Heroman	26	458	17.6
1967	Kenny Drost	26	430	16.5
1968	Pete Maravich	26	1138	43.8
1969	Pete Maravich	26	1148	44.2
1970	Pete Maravich	31	1381	44.5
1971	Al Sanders	25	523	20.9
1972	Bill Newton	26	492	18.9
1973	Eddie Palubinskas	24	447	18.6
1974	Glenn Hansen	25	485	19.4
1975	Glenn Hansen	25	542	21.7
1976	Kenny Higgs	26	577	22.2
1977	Kenny Higgs	27	479	17.7
1978	Durand Macklin	27	513	19.0
1979	Al Green	29	512	17.7
1980	Durand Macklin	32	563	17.6
1981	Howard Carter	36	576	16.0
1982	Howard Carter	28	467	16.7
1983	Howard Carter	32	564	17.6
1984	Jerry Reynolds	29	411	14.2
1985	Nikita Wilson	29	436	15.0
1986	John Williams	37	658	17.8
1987	Anthony Wilson	38	632	16.6
1988	Ricky Blanton	30	511	17.0
1989	Chris Jackson	32	965	30.2
1990	Chris Jackson	32	889	27.8
1991	Shaquille O'Neal	28	774	27.6
1992	Shaquille O'Neal	30	722	24.1
1993	Geert Hammink	32	488	15.2
1994	Jamie Brandon	27	445	16.5
1995	Ronnie Henderson	27	630	23.3
1996	Ronnie Henderson	23	502	21.8
1997	Duane Spencer	30	452	15.1
1998	Maurice Carter	27	388	14.4
1999	Maurice Carter	27	466	17.3
2000	Stromile Swift	34	550	16.2
2001	Ronald Dupree	29	503	17.3
2002	Ronald Dupree	34	552	16.2
2003	Ronald Dupree	32	504	15.8
2004	Jaime Lloreda	22	372	16.9
2005	Brandon Bass	30	520	17.3
2006	Glen Davis	36	669	18.6
2007	Glen Davis	29	512	17.7
2008	Marcus Thornton	31	608	19.6
2009	Marcus Thornton	35	739	21.1
2010	Tasmin Mitchell	31	521	16.8
2011	Ralston Turner	27	332	12.3

## 3-PT FG LEADERS

YEAR	PLAYER	NO.
1987	Anthony Wilson	95
1988	Darryl Joe	38
1989	Chris Jackson	84
1990	Chris Jackson	88
1991	Mike Hansen	58
1992	Clarence Ceasar	63
1993	Maurice Williamson	24
1994	Ronnie Henderson	72
1995	Ronnie Henderson	68
1996	Ronnie Henderson	49

1997	Terrance Simmons	21
1998	Maurice Carter	44
1999	Maurice Carter	71
2000	Torris Bright	55
2001	Collis Temple III	53
2002	Torris Bright	76
2003	Torris Bright	62
2004	Darrel Mitchell	67
2005	Darrel Mitchell	67
2006	Darrel Mitchell	82
2007	Terry Martin	52
2008	Marcus Thornton	90
2009	Marcus Thornton	78
2010	Bo Spencer	61
2011	Andre Stringer	57

## REBOUND LEADERS

YEAR	PLAYER	GMS.	REB.	AVG.
1952	Bob Pettit	24	328	13.7
1953	Bob Pettit	25	298	11.9
1954	Bob Pettit	25	432	17.3
1955	Ned Clark	24	380	15.8
1956	Roger Sigler	20	276	13.8
1957	Troy Rushing	25	258	10.3
1958	Jim Crisco	25	225	9.0
1959	Jim Crisco	25	192	7.6
1960	Tom Conklin	23	143	6.2
1961	Tom Conklin	25	227	9.0
1962	Maurie Drummond	24	301	12.5
1963	Dick Maile	24	263	10.9
1964	Dick Maile	25	263	10.5
1965	Dick Maile	25	246	9.8
	Bill Wilson	26	246	9.4
1966	Harry Heroman	26	202	7.7
1967	Ralph Jukkola	26	187	7.2
1968	Ralph Jukkola	26	226	8.6
1969	Dave Ramsden	26	281	10.8
1970	Al Sanders	32	474	14.8
1971	Al Sanders	25	369	14.7
1972	Al Sanders	26	325	12.5
1973	Collis Temple	24	160	6.9
1974	Collis Temple	26	273	10.5
1975	Glenn Hansen	26	250	10.0
1976	Ed LeBlanc	26	271	10.4
1977	Durand Macklin	26	306	11.8
1978	Durand Macklin	27	286	10.6
1979	Lionel Green	29	321	11.1
1980	Durand Macklin	32	309	9.7
1981	Durand Macklin	36	351	9.8
1982	Leonard Mitchell	27	206	7.6
1983	Leonard Mitchell	31	282	9.1
1984	Jerry Reynolds	29	239	8.2
1985	Nikita Wilson	29	201	6.9
1986	John Williams	37	313	8.5
1987	Oliver Brown	38	278	7.3
1988	Ricky Blanton	30	265	8.8
1989	Ricky Blanton	32	261	8.2
1990	Shaquille O'Neal	32	285	12.0
1991	Shaquille O'Neal	28	411	14.7
1992	Shaquille O'Neal	30	421	14.0
1993	Geert Hammink	32	325	10.2
1994	Clarence Ceasar	27	169	6.3
1995	Clarence Ceasar	22	153	7.0
1996	Roman Rubchenko	29	201	6.9
1997	Duane Spencer	30	230	7.7
1998	Cedric Carter	27	164	6.1
1999	Jabari Smith	27	262	9.7
2000	Stromile Swift	34	279	8.2
2001	Ronald Dupree	29	256	8.8
2002	Ronald Dupree	34	290	8.5
2003	Jaime Lloreda	30	269	9.0
2004	Jaime Lloreda	22	256	11.6
2005	Brandon Bass	30	272	9.1
2006	Glen Davis	36	350	9.7
2007	Glen Davis	29	303	10.4
2008	Anthony Randolph	31	263	8.5
2009	Chris Johnson	35	253	7.23
2010	Tasmin Mitchell	31	292	9.4
2011	Storm Warren	29	165	5.7

## ASSIST LEADERS

YEAR	PLAYER	GMS.	ASST.	AVG.
1968	Pete Maravich	26	105	4.0
1969	Pete Maravich	26	128	4.9
1970	Pete Maravich	31	192	6.1
1971	Tommy Hess	26	130	5.0
1972	Tommy Hess	24	121	5.0
1973	Eddie Palubinskas	24	99	4.1
1974	Eddie Palubinskas	24	97	3.7
1975	Mike Darnall	20	133	6.6
1976	Kenny Higgs	26	173	6.6
1977	Kenny Higgs	27	239	8.8
1978	Ethan Martin	26	118	4.5
1979	Ethan Martin	29	156	5.3
1980	Ethan Martin	32	174	5.4
1981	Ethan Martin	34	190	5.5
1982	Derrick Taylor	28	90	3.2
1983	Johnny Jones	31	124	4.0
1984	John Tudor	29	104	3.5
1985	Jerry Reynolds	29	105	3.6
1986	Derrick Taylor	38	146	3.8
1987	Bernard Woodside	39	115	2.9
1988	Bernard Woodside	30	136	4.5
1989	Ricky Blanton	32	147	4.6
1990	Maurice Williamson	32	118	3.8
1991	T.J. Pugh	30	196	6.5
1992	Jamie Brandon	29	103	3.6
1993	Andre Owens	33	90	2.7
1994	Andre Owens	24	96	4.0
1995	Randy Livingston	16	151	9.4
1996	Gene Nabors	29	95	3.3
1997	Gene Nabors	30	72	2.4
1998	Dejuan Collins	23	79	3.4
1999	Jamaal Wolfe	24	60	2.5
2000	Torris Bright	34	147	4.3
2001	Torris Bright	29	118	4.1
2002	Torris Bright	34	129	3.8
2003	Torris Bright	32	150	4.7
2004	Xavier Whipple	29	88	3.0
2005	Tack Minor	30	137	4.6
2006	Darrel Mitchell	36	160	4.4
2007	Garrett Temple	32	138	4.3
2008	Garrett Temple	31	111	3.6
2009	Garrett Temple	35	134	3.8
2010	Chris Bass	31	97	3.1
2011	Andre Stringer	32	85	2.6

## BLOCK LEADERS

YEAR	PLAYERS	GMS.	BLKS.	AVG.
1979	Lionel Green	29	61	2.1
1980	Durand Macklin	32	19	0.6
1981	Leonard Mitchell	36	20	0.6
1982	Leonard Mitchell	27	11	0.4
1983	Leonard Mitchell	31	31	1.0
1984	Leonard Mitchell	24	20	0.8
1985	Nikita Wilson	29	25	0.9
1986	John Williams	37	22	0.6
1987	Jose Vargas	38	44	1.2
1988	Jose Vargas	30	31	1.0
1989	Wayne Sims	32	41	1.3
1990	Shaquille O'Neal	32	115	3.6
1991	Shaquille O'Neal	28	140	5.0
1992	Shaquille O'Neal	30	157	5.2
1993	Geert Hammink	32	30	0.9
1994	Glover Jackson	23	15	0.7
1995	Misha Mutavdzic	26	24	0.9
1996	Roman Rubchenko	29	18	0.6
1997	Bob Hall	23	23	1.0
1998	Cedric Carter	27	16	0.6
1999	Stromile Swift	16	35	2.2
2000	Stromile Swift	34	95	2.8
2001	Ronald Dupree	29	17	0.6
2002	Ronald Dupree	34	22	0.6
2003	Jaime Lloreda	30	61	2.0
2004	Brandon Bass	29	56	1.9
2005	Brandon Bass	30	48	1.6
2006	Tyrus Thomas	32	99	3.1
2007	Garrett Temple	32	34	1.1
2008	Chris Johnson	25	66	2.6
2009	Chris Johnson	35	95	2.7
2010	Storm Warren	31	44	1.4
2011	Storm Warren	29	34	1.17



## STEAL LEADERS

YEAR	PLAYER	GMS.	STLS.	AVG.
1979	Ethan Martin	29	64	2.2
1980	Ethan Martin	32	73	2.2
1981	Ethan Martin	34	83	2.4
1982	Derrick Taylor	28	51	1.8
1983	Jerry Reynolds	32	65	2.0
1984	Jerry Reynolds	29	81	2.8
1985	Jerry Reynolds	29	48	1.6
1986	Derrick Taylor	38	84	2.2
1987	Darryl Joe	37	93	2.5
1988	Darryl Joe	30	80	2.7
1989	Chris Jackson	32	57	1.7
1990	Maurice Williamson	31	55	1.8
1991	Shawn Griggs	29	81	2.8
1992	Clarence Ceasar	31	90	2.9
1993	Clarence Ceasar	32	74	2.3
1994	Clarence Ceasar	27	80	3.0
1995	Clarence Ceasar	22	66	3.0
1996	Ronnie Henderson	23	40	1.7
1997	Gene Nabors	30	39	1.3
1998	DeJuan Collins	23	34	1.5
1999	Jabari Smith	27	32	1.2
2000	Stromile Swift	34	70	2.1
2001	Torris Bright	29	57	2.0
2002	Jermaine Williams	34	76	2.2
2003	Torris Bright	32	59	1.8
2004	Darrel Mitchell	29	50	1.7
2005	Darrel Mitchell	30	54	1.8
2006	Darrel Mitchell	36	70	1.9
2008	Marcus Thornton	31	43	1.4
2009	Garrett Temple	35	60	1.7
2010	Tasmin Mitchell	31	41	1.3
2011	Storm Warren	29	38	1.3

## FIELD GOALS MADE

YEAR	PLAYERS	FG.
1952	Bob Pettit	247
1953	Bob Pettit	193
1954	Bob Pettit	281
1955	Roger Sigler	125
1956	Roger Sigler	175
1957	Roger Sigler	174
1958	Dom Merle	129
1959	Jim Crisco	118
1960	Dick Davies	91
1961	George Nattin	165
1962	George Nattin	122
1963	George Nattin	125
1964	Dick Maile	214
1965	Dick Maile	168
1966	Harry Heroman	166
1967	Kenny Drost	168
1968	Pete Maravich	432
1969	Pete Maravich	433
1970	Pete Maravich	522
1971	Al Sanders	209
1972	Bill Newton	210
1973	Ed Palubinskas	155
1974	Glenn Hansen	202
1975	Glenn Hansen	225
1976	Kenny Higgs	216
1977	Durand Macklin	161
1978	Durand Macklin	217
1979	DeWayne Scales	227
1980	Durand Macklin	232
1981	Howard Carter	233
1982	Howard Carter	199
1983	Howard Carter	234
1984	Jerry Reynolds	162
1985	Nikita Wilson	183
1986	John Williams	269
1987	Anthony Wilson	233
1988	Ricky Blanton	196
1989	Chris Jackson	359
1990	Chris Jackson	305
1991	Shaquille O'Neal	312
1992	Shaquille O'Neal	294
1993	Geert Hammink	190
1994	Clarence Ceasar	152
1995	Ronnie Henderson	219
1996	Ronnie Henderson	183
1997	Duane Spencer	157

1998	Maurice Carter	131
1999	Maurice Carter	159
2000	Stromile Swift	202
2001	Ronald Dupree	183
2002	Ronald Dupree	220
2003	Ronald Dupree	199
2004	Jaime Lloreda	140
2005	Brandon Bass	181
2006	Glen Davis	250
2007	Glen Davis	178
2008	Marcus Thornton	212
2009	March Thornton	256
2010	Tasmin Mitchell	196
2011	Ralston Turner	110

## FREE THROWS MADE

YEAR	PLAYERS	FT.
1952	Bob Pettit	118
1953	Bob Pettit	133
1954	Bob Pettit	223
1955	Roger Sigler	110
1956	Roger Sigler	151
1957	Roger Sigler	111
1958	Jim Crisco	120
1959	Carey Guglielmo	74
1960	Dick Davies	66
	Joe Clune	66
1961	Ellis Cooper	98
1962	George Nattin	62
1963	Ellis Cooper	93
1964	Sam Chase	122
1965	Harry Heroman	138
1966	Harry Heroman	132
1967	Kenny Drost	94
1968	Pete Maravich	274
1969	Pete Maravich	282
1970	Pete Maravich	337
1971	Al Sanders	105
1972	Al Sanders	135
1973	Ed Palubinskas	155
1974	Ed Palubinskas	121
1975	Kenny Higgs	102
1976	Kenny Higgs	145
1977	Kenny Higgs	163
1978	Kenny Higgs	112
1979	Al Green	136
1980	Ethan Martin	108
1981	Ethan Martin	129
1982	Derrick Taylor	113
1983	Howard Carter	96
1984	Derrick Taylor	104
1985	Nikita Wilson	70
1986	John Williams	120
1987	Nikita Wilson	105
1988	Ricky Blanton	113
1989	Chris Jackson	163
1990	Chris Jackson	191
1991	Shaquille O'Neal	150
1992	Shaquille O'Neal	134
1993	Geert Hammink	108
1994	Jamie Brandon	117
1995	Ronnie Henderson	124
1996	Ronnie Henderson	87
1997	Duane Spencer	116
1998	Willie Anderson	84
1999	Jabari Smith	100
2000	Stromile Swift	127
2001	Ronald Dupree	116
2002	Ronald Dupree	81
2003	Ronald Dupree	93
2004	Brandon Bass	123
2005	Brandon Bass	146
2006	Glen Davis	163
2007	Glen Davis	139
2008	Anthony Randolph	115
2009	Marcus Thornton	149
2010	Bo Spencer	99
2011	Andre Stringer	98



Marcus Thornton

## MINUTES PLAYED

YEAR	PLAYERS	MIN.
1984	John Tudor	919
1985	John Williams	935
1986	Derrick Taylor	1342
1987	Anthony Wilson	1338
1988	Ricky Blanton	1122
1989	Ricky Blanton	1231
1990	Chris Jackson	1202
1991	T.J. Pugh	945
1992	Vernel Singleton	998
1993	Geert Hammink	970
1994	Jamie Brandon	873
1995	Ronnie Henderson	977
1996	Roman Rubchenko	740
1997	Duane Spencer	992
1998	Willie Anderson	903
1999	Maurice Carter	950
2000	Torris Bright	1137
2001	Ronald Dupree	1012
2002	Ronald Dupree	1202
2003	Ronald Dupree	1063
2004	Brandon Bass	1013
2005	Antonio Hudson	1086
2006	Darrel Mitchell	1322
2007	Garrett Temple	1099
2008	Garrett Temple	1066
2009	Tasmin Mitchell	1137
2010	Tasmin Mitchell	1157
2011	Andre Stringer	981



Kenny Higgs



Chris Jackson

**GAMES**

Fr.	Tasmin Mitchell (36), 2005-06
	Garrett Temple (36), 2005-06
	Ben Voogd (36), 2005-06
	Johnny Jones (36), 1980-81
	Leonard Mitchell (36), 1980-81
So.	Fess Irvin (37), 1986-87
Jr.	Bernard Woodside (39), 1986-87
Sr.	Oliver Brown (38), 1986-87
	Anthony Wilson (38), 1986-87

**FIELD GOAL ATTEMPTS**

Fr.	Chris Jackson (739), 1988-89
So.	Pete Maravich (1022), 1967-68
Jr.	Pete Maravich (976), 1968-69
Sr.	Pete Maravich (1168), 1969-70

**FIELD GOALS MADE**

Fr.	Chris Jackson (359), 1988-89
So.	Pete Maravich (432), 1967-68
Jr.	Pete Maravich (433), 1968-69
Sr.	Pete Maravich (522), 1969-70

**FIELD GOAL PERCENTAGE**

Fr.	Vernel Singleton (.571), 1988-89
So.	Rudy Macklin (.622), 1977-78
Jr.	Ralph Jukkola (.638), 1967-68
Sr.	Dave Ramsden (.675), 1968-69

**3-POINT FIELD GOALS MADE**

Fr.	Chris Jackson (84), 1988-89
So.	Chris Jackson (88), 1989-90
Jr.	Marcus Thornton (90), 2007-08
Sr.	Anthony Wilson (95), 1986-87

**3-POINT FIELD GOAL PERCENTAGE**

Fr.	Fess Irvin (.463), 1986-87
So.	Jamie Brandon (.509), 1992-93
Jr.	Landers Nolley (.421), 1994-95
Sr.	Justin Anderson (.489), 1991-92

**FREE THROW ATTEMPTS**

Fr.	Chris Jackson (200), 1988-89
So.	Pete Maravich (338), 1967-68
Jr.	Pete Maravich (378), 1968-69
Sr.	Pete Maravich (436), 1969-70

**FREE THROWS MADE**

Fr.	Chris Jackson (163), 1988-89
So.	Pete Maravich (274), 1967-68
Jr.	Pete Maravich (282), 1968-69
Sr.	Pete Maravich (337), 1969-70

**FREE THROW PERCENTAGE**

Fr.	Jordy Hultberg (.867), 1976-77
So.	Chris Jackson (.909), 1989-90
Jr.	Kenny Drost (.902), 1965-66
Sr.	Derrick Taylor (.880), 1985-86

**REBOUNDS**

Fr.	Rudy Macklin (306), 1976-77
So.	Al Sanders (474), 1969-70
Jr.	Shaquille O'Neal (421), 1991-92
Sr.	Bob Petit (432), 1953-54

**REBOUND AVERAGE**

Fr.	Rudy Macklin (11.8), 1976-77
So.	Al Sanders (14.8), 1969-70
Jr.	Al Sanders (14.8), 1970-71
Sr.	Bob Pettit (17.3), 1953-54

**ASSISTS**

Fr.	Randy Livingston (151), 1994-95
So.	Kenny Higgs (173), 1975-76
Jr.	Kenny Higgs (239), 1976-77
Sr.	Pete Maravich (192), 1969-70

**STEALS**

Fr.	Clarence Ceasar (90), 1991-92
So.	Jerry Reynolds (81), 1983-84
Jr.	Darryl Joe (93), 1986-87
Sr.	Derrick Taylor (86), 1985-86

**POINTS**

Fr.	Chris Jackson (965), 1988-89
So.	Pete Maravich (1138), 1967-68
Jr.	Pete Maravich (1148), 1968-69
Sr.	Pete Maravich (1381), 1969-70

**SCORING AVERAGE**

Fr.	Chris Jackson (30.2), 1988-89
So.	Pete Maravich (43.8), 1967-68
Jr.	Pete Maravich (44.2), 1968-69
Sr.	Pete Maravich (44.5), 1969-70

**BLOCKED SHOTS**

Fr.	Shaquille O'Neal (115), 1989-90
So.	Shaquille O'Neal (140), 1990-91
Jr.	Shaquille O'Neal (157), 1991-92
Sr.	Chris Johnson (95), 2008-09





**1. Pete Maravich**  
**3,667 • 1967-70**

YEAR	G	FGM	FTM	TP	AVG.
67-68	26	432	274	1138	43.8
68-69	26	433	282	1148	44.2
69-70	31	522	337	1381	44.5
<b>Totals</b>	<b>83</b>	<b>1387</b>	<b>893</b>	<b>3667</b>	<b>44.2</b>



**2. Durand Macklin**  
**2,080 • 1976-81**

YEAR	G	FGM	FTM	TP	AVG.
76-77	26	161	63	385	14.8
77-78	27	217	79	513	19.0
78-79*	2	19	8	46	23.0
79-80	32	232	99	563	17.6
80-81	36	223	127	573	15.9
<b>Totals</b>	<b>123</b>	<b>852</b>	<b>376</b>	<b>2080</b>	<b>16.9</b>

\*Redshirted after knee injury



**3. Tasmin Mitchell**  
**1,989 • 2005-10**

YEAR	G	FGM	3FGM	FTM	TP	AVG.
05-06	36	162	38	60	412	11.4
06-07	32	173	41	78	465	14.5
07-08	3	7	0	8	22	7.3
08-09	35	224	10	111	569	16.3
09-10	31	196	32	97	521	16.8
<b>Totals</b>	<b>137</b>	<b>762</b>	<b>121</b>	<b>354</b>	<b>1989</b>	<b>14.5</b>




**4. Howard Carter**  
**1,942 • 1979-83**

YEAR	G	FGM	FTM	TP	AVG.
79-80	32	140	55	335	10.5
80-81	36	233	110	576	16.0
81-82	28	199	69	467	16.7
82-83	32	234	96	564	17.6
<b>Totals</b>	<b>128</b>	<b>806</b>	<b>330</b>	<b>1942</b>	<b>15.2</b>



**5. Shaquille O'Neal**  
**1,941 • 1989-92**

YEAR	G	FGM	FTM	TP	AVG.
89-90	32	180	85	445	13.9
90-91	28	312	150	774	27.6
91-92	30	294	134	722	24.1
<b>Totals</b>	<b>90</b>	<b>786</b>	<b>369</b>	<b>1941</b>	<b>21.6</b>



**6. Bob Pettit**  
**1,916 • 1951-54**

YEAR	G	FGM	FTM	TP	AVG.
51-52	24	247	118	612	25.5
52-53	21	193	133	519	24.7
53-54	25	281	223	785	31.4
<b>Totals</b>	<b>70</b>	<b>721</b>	<b>474</b>	<b>1916</b>	<b>27.4</b>



**7. Kenny Higgs**  
**1,896 • 1974-78**

YEAR	G	FGM	FTM	TP	AVG.
74-75	26	184	102	470	18.1
75-76	26	216	145	577	22.2
76-77	27	158	163	479	17.7
77-78	27	129	112	370	13.7
<b>Totals</b>	<b>106</b>	<b>687</b>	<b>522</b>	<b>1896</b>	<b>17.9</b>



**8. Chris Jackson**  
**1,854 • 1988-90**

YEAR	G	FGM	3FGM	FTM	TP	AVG.
88-89	32	359	84	163	965	30.2
89-90	32	305	88	191	889	27.8
<b>Totals</b>	<b>64</b>	<b>664</b>	<b>172</b>	<b>354</b>	<b>1854</b>	<b>29.0</b>



**9. Ronald Dupree**  
**1,726 • 1999-03**

YEAR	G	FGM	3FGM	FTM	TP	AVG.
99-00	34	63	2	39	167	4.9
00-01	29	183	21	116	503	17.3
01-02	34	220	31	81	552	16.2
02-03	32	199	13	93	504	15.8
<b>Totals</b>	<b>129</b>	<b>65</b>	<b>67</b>	<b>329</b>	<b>1726</b>	<b>13.4</b>



**10. Derrick Taylor**  
**1,590 • 1981-82, 1983-86**

YEAR	G	FGM	FTM	TP	AVG.
81-82	28	151	113	415	14.8
83-84	29	142	104	388	13.4
84-85	29	108	48	264	9.1
85-86	38	221	81	523	13.8
<b>Totals</b>	<b>124</b>	<b>622</b>	<b>346</b>	<b>1590</b>	<b>12.8</b>



**11. Glen Davis**  
**1,075 • 2004-2007**

YEAR	G	FGM	3FGM	FTM	TP	AVG.
04-05	30	138	3	127	406	13.5
05-06	36	250	6	163	669	18.6
06-07	29	178	17	139	512	17.7
<b>Totals</b>	<b>95</b>	<b>566</b>	<b>26</b>	<b>429</b>	<b>1587</b>	<b>16.7</b>



**12. Darrel Mitchell**  
**1,569 • 2002-06**


YEAR	G	FGM	3FGM	FTM	TP	AVG.
02-03	32	71	42	41	225	7.0
03-04	29	115	67	49	346	11.9
04-05	30	125	67	77	394	13.1
05-06	36	200	82	122	604	16.8
<b>Totals</b>	<b>127</b>	<b>511</b>	<b>258</b>	<b>289</b>	<b>1569</b>	<b>12.4</b>



**13. Ronnie Henderson**

**1,561 • 1993-96**

YEAR	G	FGM	3FGM	FTM	TP	AVG.
93-94	27	144	72	69	429	15.9
94-95	27	219	68	124	630	23.3
95-96	23	183	49	87	502	21.8
<b>Totals</b>	<b>77</b>	<b>546</b>	<b>189</b>	<b>280</b>	<b>1561</b>	<b>20.3</b>



**14. Vernel Singleton**

**1,513 • 1988-92**

YEAR	G	FGM	3FGM	FTM	TP	AVG.
88-89	32	121	0	103	345	10.8
89-90	32	98	0	73	269	8.4
90-91	30	159	0	137	455	15.2
91-92	31	162	1	119	444	14.3
<b>Totals</b>	<b>125</b>	<b>540</b>	<b>1</b>	<b>432</b>	<b>1513</b>	<b>12.1</b>



**15. Leonard Mitchell**

**1,508 • 1980-84**

YEAR	G	FGM	FTM	TP	AVG.
80-81	36	170	50	390	10.8
81-82	27	160	57	377	14.0
82-83	31	186	83	455	14.7
83-84	24	114	58	286	11.9
<b>Totals</b>	<b>118</b>	<b>630</b>	<b>248</b>	<b>1508</b>	<b>12.8</b>



**16. Ricky Blanton**

**1,501 • 1984-86, 1987-89**

YEAR	G	FGM	3FGM	FTM	TP	AVG.
84-85	29	41		20	102	3.5
85-86	38	94		52	240	6.3
87-88	30	196	6	113	511	17.0
88-89	32	250	40	108	648	20.3
<b>Totals</b>	<b>129</b>	<b>581</b>	<b>46</b>	<b>293</b>	<b>1501</b>	<b>11.6</b>



**17. Torris Bright**

**1,463 • 1999-03**

YEAR	G	FGM	3FGM	FTM	TP	AVG.
99-00	34	112	55	60	339	10.0
00-01	29	104	44	62	314	10.8
01-02	34	150	76	78	454	13.4
02-03	32	119	62	56	356	11.1
<b>Totals</b>	<b>129</b>	<b>485</b>	<b>237</b>	<b>256</b>	<b>1463</b>	<b>11.3</b>



**18. Nikita Wilson**

**1,384 • 1983-87**

YEAR	G	FGM	FTM	TP	AVG.
83-84	28	70	27	167	6.0
84-85	29	183	70	436	15.0
85-86	18	90	56	236	13.1
86-87	35	220	105	545	15.6
<b>Totals</b>	<b>110</b>	<b>563</b>	<b>258</b>	<b>1384</b>	<b>12.6</b>



**19. Al Sanders**

**1,383 • 1969-72**

YEAR	G	FGM	FTM	TP	AVG.
69-70	32	145	93	383	12.0
70-71	25	209	105	523	20.9
71-72	26	171	135	477	18.3
<b>Totals</b>	<b>83</b>	<b>525</b>	<b>333</b>	<b>1383</b>	<b>16.7</b>



**20. Dewayne Scales**

**1,357 • 1977-80**

YEAR	G	FGM	FTM	TP	AVG.
77-78	26	153	27	333	12.8
78-79	26	227	50	503	19.4
79-80	32	230	61	521	16.3
<b>Totals</b>	<b>84</b>	<b>610</b>	<b>138</b>	<b>1357</b>	<b>16.2</b>



**21. Marcus Thornton**

**1,347 • 2007-09**

YEAR	G	FGM	3FG	FTM	TP	AVG.
07-08	31	212	90	94	608	19.6
08-09	35	256	78	149	739	21.1
<b>Totals</b>	<b>66</b>	<b>468</b>	<b>168</b>	<b>243</b>	<b>1347</b>	<b>20.4</b>



**22. Clarence Ceasar**

**1,343 • 1991-95**

YEAR	G	FGM	3FGM	FTM	TP	AVG.
91-92	31	130	63	32	355	11.5
92-93	32	126	38	25	315	9.8
93-94	27	152	47	44	395	14.6
94-95	22	111	27	29	278	12.6
<b>Totals</b>	<b>112</b>	<b>519</b>	<b>175</b>	<b>130</b>	<b>1343</b>	<b>12.0</b>



**23. Bill Newton**

**1,339 • 1969-72**

YEAR	G	FGM	FTM	TP	AVG.
69-70	32	143	71	357	11.2
70-71	26	205	80	490	18.8
71-72	26	210	72	492	18.9
<b>Totals</b>	<b>84</b>	<b>558</b>	<b>223</b>	<b>1339</b>	<b>15.9</b>



**24. Roger Sigler**

**1,318 • 1954-57**

YEAR	G	FGM	FTM	TP	AVG.
54-55	24	124	110	358	15.0
55-56	20	175	151	501	25.1
56-57	25	174	111	459	18.4
<b>Totals</b>	<b>69</b>	<b>473</b>	<b>372</b>	<b>1318</b>	<b>19.1</b>



**25. Maurice Carter**

**1,299 • 1995-99**

YEAR	G	FGM	3FGM	FTM	TP	AVG.
95-96	26	62	27	21	172	6.6
96-97	28	103	15	52	273	9.8
97-98	27	131	44	82	388	14.4
98-99	27	159	71	79	468	17.3
<b>Totals</b>	<b>108</b>	<b>455</b>	<b>157</b>	<b>232</b>	<b>1299</b>	<b>12.0</b>



**26. Dick Maile**

**1,284 • 1962-65**

YEAR	G	FGM	FTM	TP	AVG.
62-63	24	125	87	337	14.0
63-64	25	214	90	518	20.7
64-65	25	168	93	429	17.1
<b>Totals</b>	<b>74</b>	<b>507</b>	<b>270</b>	<b>1284</b>	<b>17.4</b>





**27. Ethan Martin**  
1,276 • 1977-81

YEAR	G	FGM	FTM	TP	AVG.
77-78	26	79	66	224	8.6
78-79	29	97	87	281	9.7
79-80	32	136	108	380	11.9
80-81	34	131	129	391	11.5
<b>Totals</b>	<b>123</b>	<b>443</b>	<b>390</b>	<b>1276</b>	<b>10.4</b>



**28. Antonio Hudson**  
1,269 • 2001-05

Year	G	FGM	3FG	FTM	TP	AVG.
01-02	34	124	43	60	351	10.3
02-03	32	86	27	40	239	7.5
03-04	28	95	40	56	286	10.2
04-05	30	138	64	53	393	13.1
<b>Totals</b>	<b>124</b>	<b>443</b>	<b>174</b>	<b>209</b>	<b>1269</b>	<b>10.2</b>



**29. Collis Temple III**  
1,173 • 1999-03

YEAR	G	FGM	3FGM	FTM	TP	AVG.
99-00	33	37	22	35	131	4.0
00-01	29	137	53	88	415	14.3
01-02	21	92	39	58	281	13.4
02-03	32	117	57	55	346	10.8
<b>Totals</b>	<b>115</b>	<b>383</b>	<b>171</b>	<b>236</b>	<b>1173</b>	<b>10.2</b>



**30. Don Redden**  
1,119 • 1982-86

YEAR	G	FGM	FTM	TP	AVG.
82-83	8	19	19	57	7.1
83-84	28	97	93	287	10.3
84-85	29	110	62	282	9.7
85-86	38	197	99	493	13.0
<b>Totals</b>	<b>103</b>	<b>423</b>	<b>273</b>	<b>1119</b>	<b>10.9</b>



**31. Wayne Sims**  
1,107 • 1987-91

YEAR	G	FGM	3FGM	FTM	TP	AVG.
87-88	30	122	0	45	289	9.6
88-89	32	183	1	57	424	13.3
89-90	32	108	2	31	249	7.8
90-91	23	59	4	23	145	6.3
<b>Totals</b>	<b>117</b>	<b>472</b>	<b>7</b>	<b>156</b>	<b>1107</b>	<b>9.5</b>



**32. Bob Meador**  
1,099 • 1947-51

YEAR	G	FGM	FTM	TP	AVG.
47-48	25	84	56	244	9.8
48-49	25	124	58	306	12.2
49-50	22	106	39	251	11.4
50-51	24	128	92	298	12.4
<b>Totals</b>	<b>96</b>	<b>452</b>	<b>245</b>	<b>1099</b>	<b>11.4</b>



**33. Anthony Wilson**  
1,089 • 1983-87

YEAR	G	FGM	3FGM	FTM	TP	AVG.
83-84	24	29		5	63	2.6
84-85	19	11		6	28	1.5
85-86	38	161		44	366	9.6
86-87	38	233	95	71	632	16.6
<b>Totals</b>	<b>119</b>	<b>434</b>	<b>95</b>	<b>126</b>	<b>1089</b>	<b>9.2</b>



**34. Joe Dean**  
1,072 • 1949-52

YEAR	G	FGM	FTM	TP	AVG.
49-50	25	106	59	271	10.8
50-51	24	154	54	362	15.1
51-52	24	170	99	439	18.3
<b>Totals</b>	<b>73</b>	<b>430</b>	<b>212</b>	<b>1072</b>	<b>14.7</b>



**35. Jerry Reynolds**  
1,069 • 1982-85

YEAR	G	FGM	FTM	TP	AVG.
82-83	32	126	88	340	10.6
83-84	29	162	85	409	14.2
84-85	29	128	64	320	11.0
<b>Totals</b>	<b>90</b>	<b>416</b>	<b>237</b>	<b>1069</b>	<b>11.9</b>



**36. Jordy Hultberg**  
1,067 • 1976-80

YEAR	G	FGM	FTM	TP	AVG.
76-77	27	147	52	346	12.8
77-78	27	115	32	262	9.7
78-79	29	119	41	279	9.6
79-80	31	77	26	180	5.8
<b>Totals</b>	<b>114</b>	<b>458</b>	<b>151</b>	<b>1067</b>	<b>9.3</b>



**37. John Williams**  
1,046 • 1984-86

YEAR	G	FGM	FTM	TP	AVG.
84-85	29	163	62	388	13.4
85-86	37	269	120	658	17.8
<b>Totals</b>	<b>66</b>	<b>432</b>	<b>182</b>	<b>1046</b>	<b>15.8</b>



**38. Glenn Hansen**  
1,027 • 1973-75

YEAR	G	FGM	FTM	TP	AVG.
73-74	25	202	82	485	19.4
74-75	25	225	92	542	21.7
<b>Totals</b>	<b>50</b>	<b>427</b>	<b>173</b>	<b>1027</b>	<b>20.5</b>

**1. Durand Macklin**

<b>1,276 • 1976-81</b>			
<b>G</b>	<b>REBOUNDS</b>	<b>AVG.</b>	
Totals	123	1276	10.4

**2. Shaquille O'Neal**

<b>1,217 • 1989-92</b>			
<b>G</b>	<b>REBOUNDS</b>	<b>AVG.</b>	
Totals	90	1217	13.5

**3. Al Sanders**

<b>1,168 • 1969-72</b>			
<b>G</b>	<b>REBOUNDS</b>	<b>AVG.</b>	
Totals	83	1168	14.1

**4. Bob Pettit**

<b>1,039 • 1951-54</b>			
<b>G</b>	<b>REBOUNDS</b>	<b>AVG.</b>	
Totals	70	1039	14.8

**5. Ned Clark**

<b>988 • 1951-55</b>			
<b>YEAR</b>	<b>G</b>	<b>REBOUNDS</b>	<b>AVG.</b>
Totals	98	988	10.1

**6. Tasmin Mitchell**

<b>950 • 2005-10</b>			
<b>G</b>	<b>REBOUNDS</b>	<b>AVG.</b>	
Totals	137	950	6.9

**7. Leonard Mitchell**

<b>922 • 1980-84</b>			
<b>G</b>	<b>REBOUNDS</b>	<b>AVG.</b>	
Totals	118	922	7.8

**8. Glen Davis**

<b>916 • 2004-07</b>			
<b>G</b>	<b>REBOUNDS</b>	<b>AVG.</b>	
Totals	97	916	9.4

**9. Ronald Dupree**

<b>907 • 1999-03</b>			
<b>G</b>	<b>REBOUNDS</b>	<b>AVG.</b>	
Totals	129	907	7.0

**10. Lionel Green**

<b>809 • 1975-79</b>			
<b>G</b>	<b>REBOUNDS</b>	<b>AVG.</b>	
Totals	107	809	7.6

**11. Bill Newton**

<b>802 • 1969-72</b>			
<b>G</b>	<b>REBOUNDS</b>	<b>AVG.</b>	
Totals	84	802	9.5

**12. Vernel Singleton**

<b>784 • 1988-92</b>			
<b>G</b>	<b>REBOUNDS</b>	<b>AVG.</b>	
Totals	125	784	6.3

**13. Greg Cook**

<b>780 • 1976-77, '78-81</b>			
<b>G</b>	<b>REBOUNDS</b>	<b>AVG.</b>	
Totals	119	780	6.6

**14. Dick Maile**

<b>772 • 1962-65</b>			
<b>G</b>	<b>REBOUNDS</b>	<b>AVG.</b>	
Totals	74	772	10.4

**15. Ricky Blanton**

<b>766 • 1984-86, '87-89</b>			
<b>G</b>	<b>REBOUNDS</b>	<b>AVG.</b>	
Totals	129	766	5.9

**16. Ed LeBlanc**

<b>765 • 1972-76</b>			
<b>G</b>	<b>REBOUNDS</b>	<b>AVG.</b>	
Totals	98	765	7.8

**17. Maury Drummond**

<b>736 • 1960-63</b>			
<b>G</b>	<b>REBOUNDS</b>	<b>AVG.</b>	
Totals	72	736	10.2

**18. Dewayne Scales**

<b>733 • 1977-80</b>			
<b>G</b>	<b>REBOUNDS</b>	<b>AVG.</b>	
Totals	84	733	8.7

**19. Roger Sigler**

<b>713 • 1953-56</b>			
<b>G</b>	<b>REBOUNDS</b>	<b>AVG.</b>	
Totals	69	713	10.3

**20. Nikita Wilson**

<b>699 • 1983-87</b>			
<b>G</b>	<b>REBOUNDS</b>	<b>AVG.</b>	
Totals	110	699	6.4

**21. Clarence Ceasar**

<b>670 • 1991-95</b>			
<b>G</b>	<b>REBOUNDS</b>	<b>AVG.</b>	
Totals	112	670	6.0

**22. Jerry Reynolds**

<b>613 • 1982-85</b>			
<b>G</b>	<b>REBOUNDS</b>	<b>AVG.</b>	
Totals	90	613	6.8

**23. Collis Temple, Jr.**

<b>607 • 1971-74</b>			
<b>G</b>	<b>REBOUNDS</b>	<b>AVG.</b>	
Totals	75	607	8.1

**24. Wayne Sims**

<b>603 • 1987-90</b>			
<b>G</b>	<b>REBOUNDS</b>	<b>AVG.</b>	
Totals	117	603	5.2

**25. Ralph Jukkola**

<b>601 • 1966-69</b>			
<b>G</b>	<b>REBOUNDS</b>	<b>AVG.</b>	
Totals	78	601	7.7

**26. Jose Vargas**


<b>576 • 1984-88</b>			
<b>G</b>	<b>REBOUNDS</b>	<b>AVG.</b>	
Totals	130	576	4.4

**27. Troy Rushing**

<b>560 • 1954-57</b>			
<b>G</b>	<b>REBOUNDS</b>	<b>AVG.</b>	
Totals	71	560	7.9

**28. Jim Crisco**

<b>544 • 1956-59</b>			
<b>G</b>	<b>REBOUNDS</b>	<b>AVG.</b>	
Totals	75	544	7.3



Ronald Dupree

**29. Bill Wilson**

<b>543 • 1962-65</b>			
<b>G</b>	<b>REBOUNDS</b>	<b>AVG.</b>	
Totals	62	543	8.7

**30. Danny Hester**

<b>542 • 1968-70</b>			
<b>G</b>	<b>REBOUNDS</b>	<b>AVG.</b>	
Totals	54	542	10.0

**31. Geert Hamminck**

<b>536 • 1988-89, '90-93</b>			
<b>G</b>	<b>REBOUNDS</b>	<b>AVG.</b>	
Totals	113	536	4.7

**32. Jaime Lloreda**

<b>525 • 2002-04</b>			
<b>G</b>	<b>REBOUNDS</b>	<b>AVG.</b>	
Totals	52	525	10.1

**33. Pete Maravich**

<b>513 • 1967-70</b>			
<b>G</b>	<b>REBOUNDS</b>	<b>AVG.</b>	
Totals	82	513	6.2

**34. John Williams**

<b>503 • 1984-86</b>			
<b>G</b>	<b>REBOUNDS</b>	<b>AVG.</b>	
Totals	66	503	7.6

**35. Garrett Temple**

<b>502 • 2005-09</b>			
<b>G</b>	<b>REBOUNDS</b>	<b>AVG.</b>	
Totals	134	502	3.7

**36. Jabari Smith**

<b>501 • 1998-00</b>			
<b>G</b>	<b>REBOUNDS</b>	<b>AVG.</b>	
Totals	61	501	8.2



**200 Assist Club**

1966-PRESENT

**1. Kenny Higgs**

YEAR	G	TOTAL	AVG.
1974-78	106	646	6.1

**2. Ethan Martin**

YEAR	G	TOTAL	AVG.
1977-81	123	638	5.2

**3. Torris Bright**

YEAR	G	TOTAL	AVG.
1999-03	129	544	4.2

**4. Garrett Temple**

YEAR	G	TOTAL	AVG.
2005-09	134	482	3.6

**5. Pete Maravich**

YEAR	G	TOTAL	AVG.
1967-70	83	425	5.1

**6. Derrick Taylor**

YEAR	G	TOTAL	AVG.
1981-82; 83-86	124	401	3.2

**7. Darrel Mitchell**

YEAR	G	TOTAL	AVG.
2002-06	127	367	2.9

**8. Ricky Blanton**

YEAR	G	TOTAL	AVG.
1984-86; 87-89	129	314	2.4

**9. Mike Darnall**

YEAR	G	TOTAL	AVG.
1972-75	66	299	4.5

**10. Tasmin Mitchell**

YEAR	G	TOTAL	AVG.
2005-10	137	291	2.1

**11. Johnny Jones**

YEAR	G	TOTAL	AVG.
1980-84	121	271	2.2

**12. Bernard Woodside**

YEAR	G	TOTAL	AVG.
1985-88	100	266	2.7

**13. Jordy Hultberg**

YEAR	G	TOTAL	AVG.
1977-80	114	256	2.2

**14. T. J. Pugh**

YEAR	G	TOTAL	AVG.
1990-92	58	253	4.4

**15. Tommy Hess**

YEAR	G	TOTAL	AVG.
1970-72	67	251	3.7

**16. Greg Cook**

YEAR	G	TOTAL	AVG.
1976-77; 78-81	119	246	2.1

**17. John Tudor**

YEAR	G	TOTAL	AVG.
1981-84	122	241	2.0

**18. Clarence Cesar**

YEAR	G	TOTAL	AVG.
1991-95	112	234	2.1

**19. Jermaine Williams**

YEAR	G	TOTAL	AVG.
1999-02	120	233	1.9

**20. Chris Jackson**

YEAR	G	TOTAL	AVG.
1988-90	64	232	3.6

**21. Bo Spencer**

YEAR	G	TOTAL	AVG.
2007-10	93	210	2.2

**22. Antonio Hudson**

YEAR	G	TOTAL	AVG.
2001-05	124	209	1.7

**23. Howard Carter**

YEAR	G	TOTAL	AVG.
1979-83	128	225	1.7

**24. Randy Livingston**

YEAR	G	TOTAL	AVG.
1994-96	29	220	7.6

**25. Chris Bass**

YEAR	G	TOTAL	AVG.
2008-11 (active)	91	218	1.6

**26. Don Redden**

YEAR	G	TOTAL	AVG.
1982-86	103	215	2.1

**27. Jerry Reynolds**

YEAR	G	TOTAL	AVG.
1982-85	90	211	2.3

**28. Xavier Whipple**

YEAR	G	TOTAL	AVG.
2001-05	98	209	2.1

**100 Steals Club****1. Clarence Cesar**

YEAR	G	TOTAL	AVG.
1991-95	112	310	2.8

**2. Ethan Martin**

YEAR	G	TOTAL	AVG.
1977-81	123	279	2.3

**3. Torris Bright**

YEAR	G	TOTAL	AVG.
2000-03	129	246	1.9

**4. Darrel Mitchell**

YEAR	G	TOTAL	AVG.
2002-06	127	219	1.7

**5. Derrick Taylor**

YEAR	G	TOTAL	AVG.
1981-82; 83-86	124	207	1.7

**6. Jerry Reynolds**

YEAR	G	TOTAL	AVG.
1982-85	90	194	2.1

**7. Garrett Temple**

YEAR	G	TOTAL	AVG.
2006-09	134	191	1.4

**8. Tasmin Mitchell**

YEAR	G	TOTAL	AVG.
2005-10	137	190	

**9. Darryl Joe**

YEAR	G	TOTAL	AVG.
1986-88	67	169	2.5

**10. Jermaine Williams**

YEAR	G	TOTAL	AVG.
1988-92	120	154	1.3

**11. Leonard Mitchell**

YEAR	G	TOTAL	AVG.
1980-84	118	151	1.3

**12. Antonio Hudson**

YEAR	G	TOTAL	AVG.
2001-05	124	139	1.1

**13. Vernel Singleton**

YEAR	G	TOTAL	AVG.
1988-92	125	136	1.1

**14. Johnny Jones**

YEAR	G	TOTAL	AVG.
1980-84	121	136	1.1

**15. Brian Beshara**

YEAR	G	TOTAL	AVG.
1998-01	89	126	1.4

**16. Maurice Williamson**

YEAR	G	TOTAL	AVG.
1989-93	87	121	1.3

**17. Ronald Dupree**

YEAR	G	TOTAL	AVG.
1999-03	129	110	0.8

**18. Collis Temple III**

YEAR	G	TOTAL	AVG.
1999-03	115	110	0.9

**19. Jamie Brandon**

YEAR	G	TOTAL	AVG.
1991-94	82	109	1.3

**20. Shaquille O'Neal**

YEAR	G	TOTAL	AVG.
1989-92	90	108	1.2

**21. Ronnie Henderson**

YEAR	G	TOTAL	AVG.
1993-96	77	104	1.3

**60-Point Club (5 by 2 players all-time)**

69	Pete Maravich vs. Alabama	Feb. 7, 1970
66	Pete Maravich vs. Tulane	Feb. 10, 1969
64	Pete Maravich vs. Kentucky	Feb. 21, 1970
61	Pete Maravich vs. Vanderbilt	Dec. 11, 1969
60	Bob Pettit vs. Louisiana College	Dec. 7, 1953

**50-Point Club (30 by 4 players all-time)**

59	Pete Maravich vs. Alabama	Feb. 17, 1968
58	Pete Maravich vs. Georgia	March 8, 1969
58	Pete Maravich vs. Mississippi State	Dec. 22, 1967
57	Bob Pettit vs. Georgia	Jan. 9, 1954
55	Chris Jackson vs. Ole Miss	March 4, 1989
55	Pete Maravich vs. Mississippi State	March 2, 1970
55	Pete Maravich vs. Kentucky	Jan. 24, 1970
55	Pete Maravich vs. Alabama	Jan. 3, 1970
55	Pete Maravich vs. Mississippi State	March 3, 1969
55	Pete Maravich vs. Tulane	Dec. 14, 1968
55	Pete Maravich vs. Tulane	Feb. 21, 1968
55	Pete Maravich vs. Auburn	Jan. 3, 1968
54	Pete Maravich vs. Auburn	Feb. 15, 1969
54	Pete Maravich vs. Vanderbilt	Jan. 29, 1968
53	Shaquille O'Neal vs. Arkansas State	Dec. 18, 1990
53	Chris Jackson vs. Florida	Dec. 10, 1988
53	Pete Maravich vs. Ole Miss	Jan. 31, 1970
53	Pete Maravich vs. St. John's	Dec. 29, 1969
53	Pete Maravich vs. Duquesne	Dec. 30, 1968
52	Pete Maravich vs. Florida	Feb. 4, 1970
52	Pete Maravich vs. Kentucky	Jan. 25, 1969
52	Pete Maravich vs. Loyola	Dec. 2, 1968
52	Pete Maravich vs. Kentucky	Jan. 27, 1968
52	Pete Maravich vs. Tulane	Jan. 11, 1968
51	Chris Jackson vs. Texas	Jan. 2, 1990
51	Pete Maravich vs. Georgia	Feb. 12, 1968
51	Pete Maravich vs. Loyola	Dec. 9, 1967
50	Chris Jackson vs. Tennessee	Feb. 11, 1989
50	Pete Maravich vs. Southern California	Dec. 18, 1969
50	Pete Maravich vs. Florida	Feb. 12, 1969

**40-Point Club (42 by 8 players since 1967)**

49	Chris Jackson vs. Tennessee	Feb. 10, 1990
49	Pete Maravich vs. Tulane	Feb. 9, 1970
49	Pete Maravich vs. Mississippi State	Feb. 2, 1970
49	Pete Maravich vs. Clemson	Dec. 20, 1969
49	Pete Maravich vs. Ole Miss	March 1, 1969
49	Pete Maravich vs. Auburn	Feb. 7, 1968
48	Chris Jackson vs. Florida	March 1, 1989
48	Chris Jackson vs. Louisiana Tech	Dec. 6, 1988
48	Pete Maravich vs. Tampa	Dec. 2, 1967
47	Pete Maravich vs. Georgia	Dec. 21, 1968
47	Pete Maravich vs. Florida	Feb. 10, 1968
46	Chris Jackson vs. Vanderbilt	Feb. 18, 1990
46	Pete Maravich vs. Auburn	Feb. 16, 1970
46	Pete Maravich vs. Oregon State	Dec. 22, 1969
46	Pete Maravich vs. Tulane	Dec. 13, 1969
46	Pete Maravich vs. Auburn	Jan. 11, 1969
46	Pete Maravich vs. Ole Miss	Dec. 19, 1967
45	Chris Jackson vs. Georgia	Jan. 24, 1990
45	Pete Maravich vs. Loyola	Dec. 9, 1969
45	Pete Maravich vs. Kentucky	Feb. 22, 1969
45	Pete Maravich vs. Wyoming	Dec. 26, 1968
45	Pete Maravich vs. Florida	Dec. 18, 1968
44	Kenny Higgs vs. Duke	Dec. 20, 1974
44	Pete Maravich vs. Auburn	Jan. 10, 1970
44	Pete Maravich vs. Kentucky	Feb. 3, 1968
43	Shaquille O'Neal vs. Northern Arizona	Dec. 28, 1991
43	Pete Maravich vs. Oregon State	Dec. 4, 1969
42	Al Sanders vs. Auburn	Feb. 14, 1972
42	Pete Maravich vs. Alabama	Jan. 4, 1969
42	Pete Maravich vs. Vanderbilt	March 4, 1968
42	Pete Maravich vs. Florida State	Dec. 16, 1967
42	Pete Maravich vs. Wisconsin	Dec. 15, 1967
42	Pete Maravich vs. Texas	Dec. 4, 1967
41	Tasmin Mitchell vs. Mississippi State	Feb. 11, 2009
41	Chris Jackson vs. Kentucky	Feb. 15, 1990
41	Pete Maravich vs. Georgia	March 7, 1970



Chris Jackson

40	Ronnie Henderson vs. Alabama	Feb. 11, 1995
40	Chris Jackson vs. Mississippi State	Jan. 4, 1990
40	Durand Macklin vs. Tennessee	Jan. 15, 1977
40	Pete Maravich vs. Pittsburgh	Jan. 31, 1969
40	Pete Maravich vs. Oklahoma City	Dec. 28, 1968
40	Pete Maravich vs. Ole Miss	Feb. 24, 1968

**30-Point Club (141 by 34 players since 1967)**

39	Al Sanders vs. Loyola	Dec. 1, 1970
38	Tasmin Mitchell vs. Auburn	Jan. 20, 2010
38	Marcus Thornton vs. Miss. State	March 8, 2008
38	Marcus Thornton vs. Auburn	Jan. 30, 2008
38	Shaquille O'Neal vs. Ole Miss	Feb. 20, 1991
38	Shaquille O'Neal vs. Georgia	Feb. 8, 1991
38	Chris Jackson vs. Vanderbilt	Feb. 18, 1989
38	Kenny Higgs vs. Tennessee	March 1, 1975
38	Pete Maravich vs. Vanderbilt	Feb. 14, 1970
38	Pete Maravich vs. Florida	Feb. 11, 1970
38	Pete Maravich vs. UCLA	Dec. 23, 1969
38	Pete Maravich vs. Alabama	Feb. 8, 1969
38	Pete Maravich vs. Vanderbilt	Jan. 9, 1969
38	Pete Maravich vs. Clemson	Dec. 7, 1968
37	Chris Jackson vs. Ole Miss	March 3, 1990
37	Chris Jackson vs. Southern Miss	Nov. 15, 1989
37	Chris Jackson vs. Tennessee	March 10, 1989
37	Ricky Blanton vs. Tennessee-Martin	Dec. 20, 1988
37	Bill Newton vs. Georgetown	Jan. 6, 1972
37	Al Sanders vs. Ole Miss	Jan. 30, 1971
37	Pete Maravich vs. Georgia	Feb. 18, 1970
36	Marcus Thornton vs. Georgia	March 2, 2008
36	Ronnie Henderson vs. Oklahoma State	Dec. 20, 1994
36	Ronnie Henderson vs. Kentucky	Feb. 15, 1994
36	Shaquille O'Neal vs. Indiana	March 21, 1992
36	Shaquille O'Neal vs. Alabama	Feb. 17, 1991
36	Glenn Hansen vs. Florida	Feb. 8, 1975
35	Maurice Carter vs. Arkansas	Jan. 2, 1999
35	Duane Spencer vs. Alabama	Feb. 15, 1997
35	Chris Jackson vs. UNLV	Jan. 28, 1990
35	Glenn Hansen vs. Auburn	Jan. 25, 1975
35	Glenn Hansen vs. Vanderbilt	Feb. 11, 1974
35	Bill Newton vs. Loyola	Jan. 8, 1972
35	Pete Maravich vs. Ole Miss	Feb. 28, 1970
35	Pete Maravich vs. Vanderbilt	Feb. 17, 1969
34	Ronnie Henderson vs. Maryland-Baltimore County	Dec. 30, 1994
34	Roman Rubchenko vs. Georgia State	Dec. 28, 1994
34	Ronnie Henderson vs. Troy State	Dec. 6, 1994
34	Roman Rubchenko vs. George Mason	Dec. 3, 1994
34	Shaquille O'Neal vs. Georgia	Jan. 7, 1991
34	Shaquille O'Neal vs. Vanderbilt	Jan. 2, 1991
34	Chris Jackson vs. Loyola Marymount	Feb. 3, 1990
34	Chris Jackson vs. Kentucky	Feb. 15, 1989
34	Chris Jackson vs. Vanderbilt	Jan. 18, 1989
34	Ricky Blanton vs. Chaminade	Dec. 29, 1988

34	DeWayne Scales vs. Montana State	Dec. 18, 1987
34	Kenny Higgs vs. Mississippi State	Jan. 2, 1978
34	Pete Maravich vs. Yale	Dec. 30, 1969
34	Pete Maravich vs. Mississippi State	Feb. 19, 1968
33	Marcus Thornton vs. Southeastern	Jan. 3, 2009
33	Stromile Swift vs. Wyoming	Nov. 27, 1999
33	Roger Washington vs. Louisville	Dec. 7, 1996
33	Ronnie Henderson vs. Georgia	Feb. 18, 1995
33	Clarence Ceasar vs. Arkansas	March 2, 1994
33	Shaquille O'Neal vs. Tennessee	Feb. 23, 1991
33	Shaquille O'Neal vs. Kentucky	Feb. 5, 1991
33	Chris Jackson vs. Tennessee	Jan. 8, 1990
33	Chris Jackson vs. UTEP	March 17, 1989
33	Chris Jackson vs. Auburn	Jan. 7, 1989
33	Jose Vargas vs. Florida	Dec. 16, 1986
33	Howard Carter vs. Auburn	Jan. 21, 1981
33	DeWayne Scales vs. Boston	Dec. 28, 1979
33	Kenny Higgs vs. Tennessee	Jan. 26, 1976
33	Glenn Hansen vs. Tennessee	Jan. 27, 1975
33	Pete Maravich vs. Mississippi State	Feb. 3, 1969
33	Pete Maravich vs. Clemson	Jan. 24, 1968
32	Marcus Thornton vs. Florida	Feb. 24, 2009
32	Marcus Thornton vs. Troy	Nov. 30, 2008
32	Darrel Mitchell vs. Ohio State	Jan. 15, 2005
32	Ronnie Henderson vs. Auburn	Feb. 25, 1995
32	Shaquille O'Neal vs. Ole Miss	Jan. 19, 1991
32	Chris Jackson vs. Kansas	Nov. 17, 1989
32	DeWayne Scales vs. Ole Miss	Feb. 21, 1980
32	Durand Macklin vs. Delaware	Dec. 29, 1979
32	Kenny Higgs vs. Kentucky	Feb. 2, 1976
32	Kenny Higgs vs. Tulane	Dec. 3, 1975
32	Glenn Hansen vs. Auburn	Feb. 24, 1975
32	Eddie Palubinskas vs. Florida	Feb. 9, 1974
32	Eddie Palubinskas vs. Memphis State	Dec. 5, 1972
32	Pete Maravich vs. Florida	Jan. 6, 1968
31	Marcus Thornton vs. Mississippi State	Jan. 21, 2009
31	Duane Spencer vs. North Carolina A&T	Nov. 30, 1996
31	Ronnie Henderson vs. Ole Miss	Feb. 3, 1996
31	Ronnie Henderson vs. Nicholls State	Jan. 23, 1996
31	Ronnie Henderson vs. Alabama	Jan. 6, 1996
31	Shaquille O'Neal vs. Mississippi State	March 7, 1992
31	Shaquille O'Neal vs. Florida	Jan. 26, 1991
31	Mike Hansen vs. Tennessee	Jan. 22, 1991
31	Chris Jackson vs. Georgia	Feb. 25, 1990
31	Maurice Williamson vs. Vanderbilt	Feb. 18, 1990
31	Ricky Blanton vs. Auburn	Jan. 7, 1989
31	Ricky Blanton vs. Southern	Dec. 5, 1987
31	Anthony Wilson vs. Georgia	March 7, 1987
31	Don Redden vs. Hawaii Pacific	Dec. 1, 1985
31	Don Redden vs. Mississippi State	Feb. 20, 1984
31	Durand Macklin vs. Lamar	March 14, 1981
31	Durand Macklin vs. Alcorn State	March 8, 1980
31	DeWayne Scales vs. Georgia	Feb. 9, 1980
31	Kenny Higgs vs. Auburn	Feb. 20, 1978
31	Glenn Hansen vs. Tennessee	March 1, 1975
31	Bill Newton vs. Kentucky	Feb. 26, 1972
31	Pete Maravich vs. Ole Miss	Feb. 1, 1969
30	Marcus Thornton vs. Butler	March 19, 2009
30	Marcus Thornton vs. Xavier	Jan. 24, 2009
30	Tasmin Mitchell vs. South Carolina	Jan. 14, 2009

30	Brandon Bass vs. Louisiana-Lafayette	Nov. 21, 2004
30	Jaime Lloreda vs. McNeese State	Nov. 24, 2003
30	Ronald Dupree at Arkansas	Feb. 16, 2002
30	Collis Temple III at Tennessee	March 3, 2001
30	Jabari Smith vs. Alabama	Feb. 10, 1999
30	Ronnie Henderson vs. Georgia	Feb. 7, 1996
30	Ronnie Henderson vs. Auburn	Jan. 21, 1996
30	Ronnie Henderson vs. Ole Miss	Feb. 15, 1995
30	Jamie Brandon vs. Auburn	Jan. 8, 1994
30	Maurice Williamson vs. BYU	March 19, 1992
30	Shaquille O'Neal vs. Auburn	Feb. 22, 1992
30	Shaquille O'Neal vs. Tennessee	Jan. 29, 1992
30	Chris Jackson vs. Alabama	Jan. 21, 1989
30	Chris Jackson vs. Maryland	Jan. 2, 1989
30	Chris Jackson vs. Morehead State	Dec. 28, 1988
30	Ricky Blanton vs. Vanderbilt	March 11, 1988
30	Jose Vargas vs. Oklahoma	Jan. 11, 1988
30	Ricky Blanton vs. Northern Iowa	Dec. 28, 1987
30	Jose Vargas vs. Southwest Texas	Dec. 22, 1987
30	Durand Macklin vs. Vanderbilt	Jan. 30, 1980
30	Durand Macklin vs. Vanderbilt	Jan. 2, 1980
30	Al Green vs. Tulane	Dec. 9, 1978
30	Durand Macklin vs. Georgia	Feb. 4, 1978
30	Durand Macklin vs. Vanderbilt	Jan. 16, 1978
30	Kenny Higgs vs. Auburn	Feb. 26, 1977
30	Kenny Higgs vs. California	Nov. 29, 1975
30	Glenn Hansen vs. Kentucky	Jan. 5, 1974
30	Eddie Palubinskas vs. Nevada-Reno	Dec. 3, 1973
30	Al Sanders vs. Ole Miss	March 4, 1972
30	Bill Newton vs. Vanderbilt	Feb. 13, 1971
30	Al Sanders vs. Florida	Feb. 10, 1971
30	Bill Newton vs. Utah State	Dec. 27, 1970
30	Pete Maravich vs. Tennessee	Feb. 23, 1970
30	Pete Maravich vs. Alabama	Dec. 30, 1967
30	Danny Hester vs. Georgetown	March 15, 1970

### 20 Rebound Club (18 by 8 players)

32	Durand Macklin vs. Tulane	Nov. 26, 1976
26	Al Sanders vs. Mississippi State	Feb. 7, 1972
26	Al Sanders vs. Mississippi State	Feb. 1, 1971
25	Danny Hester vs. Ole Miss	Jan. 31, 1970
25	Al Sanders vs. Florida	Dec. 18, 1970
25	Bob Pettit vs. Holy Cross	Dec. 29, 1953
24	Shaquille O'Neal vs. Loyola Marymount (20 pts)	Feb. 3, 1990
23	Lionel Green vs. Vanderbilt	Feb. 5, 1979
22	Durand Macklin vs. Auburn (26 pts)	Jan. 16, 1980
21	Shaquille O'Neal vs. Kentucky	Feb. 15, 1990
21	Jaime Lloreda vs. McNeese State	Nov. 24, 2003
21	Shaquille O'Neal vs. Florida (31 pts)	Jan. 26, 1991
21	Lionel Green vs. Montana State	Dec. 18, 1978
20	Geert Hamink vs. Campbell (20 pts)	Dec. 16, 1992
20	Shaquille O'Neal vs. Kentucky (20 pts)	Feb. 2, 1992
20	Shaquille O'Neal vs. Auburn (30 pts)	Feb. 22, 1992
20	Shaquille O'Neal vs. Nicholls (24 pts)	Dec. 29, 1990
20	Lionel Green vs. Tulane	Dec. 9, 1978

### 15 Rebound Club (102 by 29 players)

19	Anthony Randolph vs. Vanderbilt	Jan. 19, 2009
19	Misha Mutavdzic vs. McNeese State	Nov. 29, 1994
19	Shaquille O'Neal vs. North Arizona	Dec. 28, 1991



Pete Maravich



Rudy Macklin



Ricky Blanton



19	Shaquille O'Neal vs. Texas	Jan. 3, 1992
19	Shaquille O'Neal vs Auburn	Jan. 8, 1992
19	Shaquille O'Neal vs. Arkansas State	Dec. 18, 1990
19	Shaquille O'Neal vs. Alabama	Feb. 17, 1991
19	Shaquille O'Neal vs. Florida	Feb. 27, 1991
19	Shaquille O'Neal vs. Texas	Jan. 2, 1990
18	Tasmin Mitchell vs. Southeastern	Dec. 14, 2009
18	Glen Davis vs. Arkansas	Feb. 10, 2007
18	Glen Davis vs. Arkansas	Jan. 19, 2005
18	Geert Hammink vs. Ole Miss	March 6, 1993
18	Shaquille O'Neal vs. Alabama	Feb. 29, 1992
18	Shaquille O'Neal vs. Alabama	Jan. 16, 1991
18	Shaquille O'Neal vs. Mississippi State	Jan. 29, 1991
18	Stanley Roberts vs. Cal State L.A.	Dec. 8, 1989
18	Jose Vargas vs. Florida	Dec. 16, 1986
18	Durand Macklin vs. Villanova	Dec. 28, 1976
17	Tasmin Mitchell vs. Tennessee	Feb. 4, 2010
17	Glen Davis vs. Alabama	Jan. 9, 2007
17	Brandon Bass vs. Mississippi State	Feb. 16, 2005
17	Jaime Lloreda vs. Arkansas	Feb. 7, 2004
17	Jabari Smith vs. Texas Pan-American	Nov. 16, 1998
17	Geert Hammink vs. Tennessee	Feb. 20, 1993
17	Shaquille O'Neal vs. Tennessee	Jan. 29, 1992
17	Shaquille O'Neal vs. Kentucky	Jan. 5, 1991
17	Shaquille O'Neal vs. Georgia	Feb. 8, 1991
17	Ricky Blanton vs. Vanderbilt	Feb. 8, 1988
17	Leonard Mitchell vs. Chaminade	Nov. 25, 1982
17	Lionel Green vs. Colgate	Dec. 29, 1977
17	DeWayne Scales vs. Vanderbilt	Feb. 13, 1978
17	DeWayne Scales vs. Kentucky	Feb. 11, 1978
17	Greg Cook at Pacific	Dec. 20, 1986
17	Rick Mattick vs. Vanderbilt	Feb. 21, 1977
16	Storm Warren vs. Northwestern State	Dec. 12, 2009
16	Storm Warren vs Louisiana-Lafayette	Dec. 1, 2009
16	Glen Davis vs Arkansas	Feb. 8, 2006
16	Glen Davis vs UNO	Dec. 13, 2005
16	Jaime Lloreda vs. South Carolina	Jan. 24, 2004
16	Jaime Lloreda vs. Southern Miss	Dec. 20, 2003
16	Ronald Dupree vs. Nicholls	Dec. 30, 2001
16	Ronald Dupree vs. Campbell	Nov. 17, 2001
16	Ronald Dupree vs. Arkansas	Jan. 26, 2000
16	Shaquille O'Neal vs. Arkansas	Jan. 11, 1992
16	Shaquille O'Neal vs. Tennessee	March 13, 1992
16	Shaquille O'Neal vs. Chapman	Dec. 7, 1990
16	Shaquille O'Neal vs. Georgia	Jan. 7, 1991
16	Shaquille O'Neal vs. Kentucky	Feb. 5, 1991
16	Shaquille O'Neal vs. Connecticut	March 14, 1991
16	Stanley Roberts vs. Texas	Jan. 2, 1990
16	Ricky Blanton vs. Southern	Dec. 4, 1987
16	Leonard Mitchell vs. Washington	Dec. 1, 1983
16	Durand Macklin vs Lamar	March 14, 1981
16	Durand Macklin vs. Mississippi State	Feb. 7, 1981
16	DeWayne Scales vs. Boston	Dec. 28, 1979
16	Durand Macklin vs. St. Francis	Nov. 24, 1978
16	Durand Macklin vs. Arkansas	Dec. 29, 1977
16	DeWayne Scales vs. Auburn	Feb. 20, 1978
16	DeWayne Scales vs. Kentucky	Jan. 14, 1978
16	Durand Macklin vs. Auburn	Jan. 29, 1977
16	Durand Macklin vs. Georgia	Jan. 17, 1977
15	Malcolm White vs. Tennessee-Martin	Nov. 18, 2010
15	Tasmin Mitchell vs. Cal State Fullerton	Dec. 2, 2008
15	Chris Johnson vs. Georgia	March 2, 2008
15	Chris Johnson vs. Ole Miss	Feb. 23, 2008
15	Glen Davis vs. Tennessee	March 8, 2007
15	Glen Davis vs. Florida	Feb. 11, 2006
15	Glen Davis vs. Kentucky	Feb. 25, 2006
15	Brandon Bass vs. Houston	Dec. 21, 2004
15	Jaime Lloreda vs. Arkansas	Jan. 6, 2004
15	Jaime Lloreda vs. South Carolina	March 14, 2003
15	Jaime Lloreda vs. Florida	Feb. 5, 2003
15	Ronald Dupree vs. Centenary	Jan. 17, 2001
15	Brian Beshara vs. Troy	Dec. 22, 1998
15	Jabari Smith vs. Alabama	Feb. 10, 1999
15	Geert Hammink vs. Mississippi State	Feb. 10, 1993
15	Jamie Brandon vs. South Carolina	Jan. 30, 1993
15	Shaquille O'Neal vs. Ole Miss	Feb. 25, 1992
15	Shaquille O'Neal vs. Florida	Feb. 5, 1992

15	Shaquille O'Neal vs. Ole Miss	Jan. 25, 1992
15	Shaquille O'Neal vs. ULM	Nov. 22, 1991
15	Shaquille O'Neal vs. Southeastern	Nov. 26, 1990
15	Stanley Roberts vs Georgia Tech	March 17, 1990
15	Shaquille O'Neal vs. Florida	Feb. 27, 1990
15	Shaquille O'Neal vs. Vanderbilt	Feb. 18, 1990
15	Shaquille O'Neal vs Georgia	Jan. 24, 1990
15	Shaquille O'Neal vs. Kentucky	Jan. 13, 1990
15	Vernel Singleton at Tennessee	Jan. 11, 1989
15	Nikita Wilson vs. BYU Hawaii	Dec. 31, 1986
15	Oliver Brown vs. Denison	Jan. 1, 1987
15	John Williams vs UNCW	Dec. 22, 1984
15	Steffond Johnson vs. Ole Miss	Feb. 12, 1984
15	Jerry Reynolds vs. Vanderbilt	Jan. 1, 1984
15	Howard Carter vs. Florida	Jan. 3, 1981
15	Durand Macklin vs. Tennessee	Feb. 21, 1981
15	Leonard Mitchell vs. Colgate	Nov. 28, 1980
15	DeWayne Scales vs. DePaul	Jan. 20, 1980
15	Lionel Green vs. Michigan State	March 16, 1979
15	Durand Macklin vs. Alabama	March 6, 1978
15	DeWayne Scales vs. Ole Miss	Feb. 25, 1978
15	DeWayne Scales vs. Tennessee	Feb. 5, 1978
15	DeWayne Scales vs. Oral Roberts	Dec. 1, 1978
15	Durand Macklin vs. Oral Roberts	Dec. 3, 1977
15	Greg Cook vs. Florida	Jan. 31, 1977
15	Greg Cook vs. Montana State	Dec. 27, 1976
15	Durand Macklin vs. Montana State	Dec. 27, 1976

**15 Assists Club (8 by 3 players)**

19	Kenny Higgs vs. Georgia	Jan. 17, 1977
18	Randy Livingston vs. George Mason	Dec. 3, 1994
18	Ethan Martin vs. Tulane	Dec. 6, 1980
18	Kenny Higgs vs. Tennessee	Jan. 15, 1977
17	Kenny Higgs vs. Mississippi State	Feb. 16, 1976
16	Kenny Higgs vs. Vanderbilt	Feb. 28, 1976
15	Randy Livingston vs. Troy	Dec. 6, 1994
15	Randy Livingston vs. McNeese State	Nov. 29, 1994

**10 Assists Club (37 by 17 players)**

14	Derrick Taylor vs. Kentucky	Feb. 27, 1982
13	Kenny Higgs vs. Niagara	Dec. 8, 1976
12	Torris Bright vs McNeese State	Dec. 7, 2002
12	Randy Livingston vs. MD Baltimore Co.	Dec. 30, 1994
12	Randy Livingston vs. Georgia State	Dec. 28, 1994
12	Ethan Martin vs. Lamar	March 14, 1981
12	Ethan Martin vs. Alabama	March 6, 1978
11	Lamont Roland vs. UNO	Dec. 16, 2000
11	DeJuan Collins vs. UNO	Nov. 20, 1997
11	Randy Livingston vs. Auburn	Jan. 11, 1995
11	Randy Livingston vs. Florida	Jan. 3, 1995
11	Randy Devall vs ULM	Feb. 3, 1990
11	Don Redden vs. Florida	Jan. 23, 1985
11	Jerry Reynolds vs. UNCA	Dec. 22, 1984
11	Ethan Martin vs. DePaul	Jan. 20, 1980
11	Willie Sims vs Auburn	Feb. 12, 1979
11	Ethan Martin vs. Army	Dec. 29, 1978
11	Ethan Martin vs. Tulane	Dec. 4, 1978
11	Kenny Higgs vs. Vanderbilt	Feb. 21, 1977
11	Kenny Higgs vs. Oklahoma City	Dec. 17, 1976
10	Garrett Temple vs. Troy	Nov. 30, 2008
10	Tack Minor vs. UNO	Nov. 24, 2004
10	Torris Bright vs Mississippi State	Jan. 11, 2003
10	Torris Bright vs Houston	Jan. 8, 2003
10	Torris Bright vs. Mercer	Nov. 25, 2001
10	Torris Bright vs. Alabama	Jan. 5, 2000
10	DeJuan Collins vs. Arkansas	Jan. 4, 1998
10	Randy Livingston vs. Alabama	Jan. 6, 1996
10	Maurice Williamson vs. Vanderbilt	Feb. 18, 1990
10	Dennis Brown vs. Ole Miss	Dec. 5, 1984
10	John Tudor vs. Auburn	Feb. 25, 1984
10	Ethan Martin vs Wichita State	March 22, 1981
10	Ethan Martin vs. Kentucky	Jan. 19, 1981
10	Greg Cook vs. Kentucky	March 1, 1980
10	Ethan Martin vs. Georgia	Jan. 3, 1979
10	Ethan Martin vs. Georgia	Feb. 4, 1978
10	Ethan Martin vs Mississippi State	Jan. 2, 1978

## Team Single Game

### MOST POINTS SCORED

99 - vs. Tennessee, 3-13-92, Birmingham, Ala.  
 95 - vs. Florida, 2-28-80, Birmingham, Ala.  
 92 - vs. Vanderbilt, 3-10-06, Nashville, Tenn.  
 89 - vs. Auburn, 3-11-05, Atlanta, Ga.  
 89 - vs. Georgia, 3-7-87, Atlanta, Ga.  
 89 - vs. Ole Miss, 3-12-93, Lexington, Ky.

### MOST POINTS ALLOWED

97 - by Florida, 3-4-99, Atlanta, Ga.  
 95 - by Tennessee, 3-10-89, Knoxville, Tenn.  
 92 - by Auburn, 3-8-91, Nashville, Tenn.

### FEWEST POINTS SCORED

49 - vs. Tennessee, 3-11-10, Nashville, Tenn.  
 50 - vs. Vanderbilt, 3-10-11, Atlanta, Ga.  
 51 - vs. Mississippi State, 3-9-02, Atlanta, Ga.  
 52 - vs. Ole Miss, 3-4-82, Lexington, Ky.

### FEWEST POINTS ALLOWED

54 - by Mississippi State, 3-5-87, Atlanta, Ga.  
 56 - by Arkansas, 3-13-03, New Orleans, La.  
 57 - by Mississippi State, 3-9-02, Atlanta, Ga.

### FIELD GOAL ATTEMPTS

80 - vs. Georgia, 3-10-94, Memphis, Tenn.  
 80 - vs. Tennessee, 3-10-89, Knoxville, Tenn.  
 79 - vs. Kentucky, 3-2-79, Birmingham, Ala.

### FIELD GOALS MADE

39 - vs. Florida, 2-28-80, Birmingham, Ala.  
 33 - three occasions

### FIELD GOAL PERCENTAGE

.609 - vs. Florida, 2-28-80, Birmingham, Ala.  
 .596 - vs. Ole Miss, 3-12-93, Lexington, Ky.  
 .567 - vs. Vanderbilt, 3-10-06, Nashville, Tenn.

### FREE THROW ATTEMPTS

42 - vs. Georgia, 3-7-87, Atlanta, Ga.  
 42 - vs. Tennessee, 3-13-92, Birmingham, Ala.  
 39 - vs. Florida, 3-5-81, Birmingham, Ala.

### FREE THROWS MADE

31 - vs. Tennessee, 3-13-92, Birmingham, Ala.  
 29 - vs. Georgia, 3-7-87, Atlanta, Ga.  
 28 - vs. Vanderbilt, 3-11-88, Baton Rouge, La.

### FREE THROW PERCENTAGE

1.000 - vs. Tennessee, 3-11-83, Birmingham, Ala.  
 1.000 - vs. Kentucky, 3-7-86, Lexington, Ky.  
 .903 - vs. Vanderbilt, 3-11-88, Baton Rouge, La.

### THREE-POINT FIELD GOAL ATTEMPTS

30 - vs. Vanderbilt, 3-10-00, Atlanta, Ga.  
 29 - vs. Georgia, 3-10-94, Memphis, Tenn.  
 26 - vs. S. Carolina, 3-7-96, New Orleans, La.

### THREE-POINT FIELD GOALS MADE

10 - vs. Vanderbilt, 3-10-00, Atlanta, Ga.  
 10 - vs. Arkansas, 3-13-03, New Orleans, La.  
 9 - vs. Kentucky, 3-14-93, Lexington, Ky.

### THREE-POINT FIELD GOAL PERCENTAGE

.800 - (4-5) vs. Miss.State, 3-5-87, Atlanta, Ga.  
 .600 - (6-10) vs. Georgia, 3-7-87, Atlanta, Ga.  
 .583 - (7-12) vs. Georgia, 3-8-02, Atlanta, Ga.

### REBOUNDS

49 - vs. Miss. State, 3/14/09, Tampa, Fla.  
 47 - vs. Tennessee, 3-13-92, Birmingham, Ala.  
 46 - vs. Florida, 3-6-86, Lexington, Ky.

### ASSISTS

22 - vs. Ole Miss, 3-12-93, Lexington, Ky.  
 21 - vs. Kentucky, 3-1-80, Birmingham, Ala.  
 17 - two occasions

### PERSONAL FOULS

31 - vs. Georgia, 3-10-94, Memphis, Tenn.  
 29 - vs. Kentucky, 3-2-79, Birmingham, Ala.  
 29 - vs. Florida, 3-4-99, Atlanta, Ga.

### VICTORY MARGINS

31 - vs. Auburn, 3-11-05, Atlanta, Ga.  
 29 - vs. Arkansas, 3-13-03, New Orleans, La.  
 19 - vs. Vanderbilt, 3-10-06, Nashville, Tenn.  
 19 - vs. Ole Miss, 3-12-93, Lexington, Ky.

### DEFEAT MARGINS

24 - vs. Vanderbilt, 3-9-95, Atlanta, Ga.  
 22 - vs. Florida, 3-4-99, Atlanta, Ga.  
 21 - vs. Georgia, 3-6-97, Memphis, Tenn.

## Individual Single Game

### MOST POINTS

37 - Chris Jackson, vs. Tennessee, 3-10-89, Knoxville, Tenn.  
 31 - Anthony Wilson, vs. Georgia, 3-7-87, Atlanta, Ga.  
 30 - Ricky Blanton, vs. Vanderbilt, 3-11-88, Baton Rouge, La.

### FIELD GOAL ATTEMPTS

36 - Chris Jackson, vs. Tennessee, 3-10-89, Knoxville, Tenn.  
 21 - John Williams, vs. Kentucky, 3-7-86, Lexington, Ky.  
 20 - three occasions

### FIELD GOALS MADE

15 - Chris Jackson, vs. Tennessee, 3-10-89, Knoxville, Tenn.  
 13 - DeWayne Scales, vs. Kentucky, 3-1-80, Birmingham, Ala.  
 12 - John Williams, vs. Kentucky, 3-7-86, Lexington, Ky.

### FIELD GOAL PERCENTAGE (MIN 6 ATTEMPTS)

.875 - (7-8) Collis Temple III, vs. Vanderbilt, 3-10-00, Atlanta, Ga.  
 .857 - (6-7) Brad Bridgewater, vs. Georgia, 3-8-02, Atlanta, Ga.  
 .833 - (5-6) Shawn Griggs, vs. Auburn, 3-8-91, Nashville, Tenn.  
 .833 - (5-6) Greg Cook, vs. Florida, 3-5-81, Birmingham, Ala.

### FREE THROWS ATTEMPTED

17 -- Glen Davis, vs. Tennessee, 3-8-07, Atlanta, Ga.  
 15 - Nikita Wilson, vs. Georgia, 3-7-87, Atlanta, Ga.  
 12 - Antonio Hudson, vs. Georgia, 3-8-02, Atlanta, Ga.  
 12 - Leonard Mitchell, vs. Florida, 3-5-81, Birmingham, Ala.

### FREE THROWS MADE

14 - Nikita Wilson, vs. Georgia, 3-7-87, Atlanta, Ga.  
 13 - Glen Davis, vs. Tennessee, 3-8-07, Atlanta, Ga.  
 11 - Antonio Hudson, vs. Georgia, 3-8-02, Atlanta, Ga.

### FREE THROW PERCENTAGE (MIN. 8 ATTEMPTS)

1.000 - (10-10) Ricky Blanton, vs. Vanderbilt, 3-11-88, Baton Rouge, La.  
 .933 - (14-15) Nikita Wilson, vs. Georgia, 3-7-87, Atlanta, Ga.  
 .900 - (9-10) Duane Spencer, vs. South Carolina, 3-7-96, New Orleans, La.

### THREE-POINT FIELD GOAL ATTEMPTS

12 - Chris Jackson, vs. Tennessee, 3-10-89, Knoxville, Tenn.  
 10 - Darryl Joe, vs. Kentucky, 3-12-88, Baton Rouge, La.  
 10 - Maurice Carter, vs. South Carolina, 3-7-96, New Orleans, La.  
 10 - Marcus Thornton, vs. South Carolina, 3-13-08, Atlanta, Ga.

### THREE-POINT FIELD GOALS MADE

6 - Collis Temple III, vs. Vanderbilt, 3-10-00, Atlanta, Ga.  
 5 - Antonio Hudson, vs. Auburn, 3-11-05, Atlanta, Ga.  
 5 - Antonio Hudson, vs. South Carolina, 3-12-04, Atlanta, Ga.  
 5 - Anthony Wilson, vs. Georgia, 3-7-87, Atlanta, Ga.

### THREE-POINT FIELD GOAL PERCENTAGE (MIN. 4 MADE)

.857 - (6-7) Collis Temple III, vs. Vanderbilt, 3-10-00, Atlanta, Ga.  
 .833 - (5-6) Anthony Wilson, vs. Georgia, 3-7-87, Atlanta, Ga.  
 .800 - (4-5) Justin Anderson, vs. Kentucky, 3-14-92, Birmingham, Ala.

### REBOUNDS

20 - John Williams, vs. Florida, 3-6-86, Lexington, Ky.  
 16 - Geert Hammink, vs. Kentucky, 3-14-93, Lexington, Ky.  
 16 - Shaquille O'Neal, vs. Tennessee, 3-13-92, Birmingham, Ala.

### ASSISTS

10 - Greg Cook, vs. Kentucky, 3-1-80, Birmingham, Ala.  
 9 - Bernard Woodside, vs. Kentucky, 3-12-88, Baton Rouge, La.  
 7 - three occasions

### BLOCKS

7 - Shaquille O'Neal, vs. Auburn, 3-9-90, Orlando, Fla.  
 5 - Garrett Temple, vs. Tennessee, 3-8-07, Atlanta, Ga.  
 4 - Vernel Singleton, vs. Auburn, 3-9-90, Orlando, Fla.  
 4 - Jaime Lloreda, vs. Florida, 3-14-03, New Orleans, La.  
 4 - Jaime Lloreda, vs. Mississippi State, 3-15-03, New Orleans, La.

### STEALS

6 - Vernel Singleton, vs. Tennessee, 3-10-89, Knoxville, Tenn.  
 5 - Jermaine Williams, vs. Vanderbilt, 3-7-02, Atlanta, Ga.  
 5 - Jamie Brandon, vs. Kentucky, 3-14-92, Birmingham, Ala.  
 5 - Darryl Joe, vs. Florida, 3-6-87, Atlanta, Ga.

## Team Single Game

### MOST POINTS

100 - vs. Lamar, 3-14-81, Austin, Texas  
 98 - vs. Alcorn, 3-9-80, Denton, Texas  
 96 - vs. Wichita State, 3-22-81, New Orleans, La.

### MOST POINTS ALLOWED

94 - by Georgia Tech, 3-17-90, Knoxville, Tenn.  
 88 - three occasions

### FIELD GOAL ATTEMPTS

78 - vs. Purdue, 3-13-86, Baton Rouge, La.  
 77 - vs. Georgia Tech, 3-17-90, Knoxville, Tenn.  
 75 - three occasions

### FIELD GOALS MADE

45 - vs. Lamar, 3-14-81, Austin, Texas  
 41 - vs. Alcorn, 3-9-80, Denton, Texas  
 39 - vs. Wichita State, 3-22-81, New Orleans, La.

### FIELD GOAL PERCENTAGE

.639 - (39-61) vs. Wichita State, 3-22-81, New Orleans, La.  
 .608 - (45-74) vs. Lamar, 3-14-81, Austin, Texas  
 .555 - (24-44) vs. Temple, 3-15-87, Rosemont, Ill.

### FREE THROW ATTEMPTS

42 - vs. Indiana, 3-17-53, Kansas City, Mo.  
 34 - vs. Holy Cross, 3-14-53, Raleigh, N. C.  
 28 - vs. Memphis State, 3-15-86, Baton Rouge, La.  
 28 - vs. UCLA, 4-1-06, Indianapolis, Ind.

### FREE THROW MADE

23 - vs. Indiana, 3-17-53, Kansas City, Mo.  
 21 - two occasions

### FREE THROW PCT.

.923 (12-13) - vs. Indiana, 3-17-53, Kansas City, Mo.  
 .875 (7-8) - vs. UTEP, 3-17-89, Tucson, Ariz.  
 .833 (15-18) - vs. Washington, 3-18-53, Kansas City, Mo.

### THREE-POINT FIELD GOAL ATTEMPTS

31 - vs. UAB, 3-17-05, Boise, Idaho  
 26 - vs. Purdue, 3-21-03, Birmingham, Ala.  
 23 - vs. Indiana, 3-21-92, Boise, Idaho

### THREE-POINT FIELD GOALS MADE

9 - vs. Georgia Tech, 3-13-87, Rosemont, Ill.  
 7 - two occasions

### THREE-POINT FIELD GOAL PERCENTAGE

.588 (9-17) - vs. Georgia Tech, 3-13-87, Rosemont, Ill.  
 .500 (5-10) - vs. Iona, 3-15-06, Jacksonville, Fla.  
 .500 (5-10) - vs. Temple, 3-15-87, Rosemont, Ill.  
 .500 (4-8) - vs. Villanova, 3-15-90, Knoxville, Tenn.

### REBOUNDS

51 - vs. Georgia Tech, 3-17-90, Knoxville, Tenn.  
 47 - vs. Villanova, 3-15-90, Knoxville, Tenn.  
 45 - four occasions

### ASSISTS

29 - vs. Lamar, 3-14-81, Austin, Texas  
 23 - vs. Georgia Tech, 3-13-87, Rosemont, Ill.  
 23 - vs. BYU, 3-19-92, Boise, Idaho

### PERSONAL FOULS

32 - vs. Louisville, 3-16-80, Houston, Texas  
 32 - vs. Navy, 3-15-85, Dayton, Ohio  
 30 - vs. Virginia, 3-30-81, Philadelphia, Pa.

### VICTORY MARGIN

22 - vs. Lamar, 3-14-81, Austin, Texas  
 16 - vs. Iona, 3-15-06, Jacksonville, Fla.  
 16 - vs. Arkansas, 3-20-81, New Orleans, La.  
 13 - vs. Lebanon Valley, 3-13-53, Raleigh, N.C.

### DEFEAT MARGIN

24 - vs. Purdue, 3-21-03, Birmingham, Ala.  
 23 - vs. Navy, 3-15-85, Dayton, Ohio  
 20 - vs. Louisville, 3-16-80, Houston, Texas  
 19 - vs. Washington, 3-18-53, Kansas City

## Individual Single Game

### MOST POINTS

36 - Bob Pettit, vs. Washington, 3-18-53, Kansas City, Mo.  
 36 - Shaquille O'Neal, vs. Indiana, 3-21-92, Boise, Idaho  
 31 - Durand Macklin, two occasions  
 30 - Marcus Thornton, vs. Butler, 3-19-98, Greensboro, N.C.

### FIELD GOAL ATTEMPTS

22 - three occasions

### FIELD GOALS MADE

14 - Bob Pettit, vs. Washington, 3-18-53, Kansas City, Mo.  
 13 - three occasions

### FIELD GOAL PCT. (MIN. 10 ATTEMPTS)

.800 (8-10) - Brandon Bass, vs. UAB, 3-17-05, Boise, Idaho  
 .800 (8-10) - Jordy Hultberg, vs. Louisville, 3-16-80, Houston, Texas  
 .800 (8-10) - Nikita Wilson, vs. Temple, 3-5-87, Rosemont, Ill.

### FREE THROW ATTEMPTS

13 - Glen Davis, vs. Duke, 3-23-06, Atlanta, Ga.  
 12 - Brandon Bass, vs. UAB, 3-17-05, Boise, Idaho  
 12 - Shaquille O'Neal vs. Indiana, 3-21-92, Boise, Idaho  
 11 - Don Redden vs. Memphis State, 3-15-86, Baton Rouge, La.  
 10 - Don Redden vs. Georgia Tech, 3-20-86, Atlanta, Ga.

### FREE THROWS MADE

12 - Shaquille O'Neal, vs. Indiana, 3-21-92, Boise, Idaho  
 9 - Brandon Bass, vs. UAB, 3-17-05, Boise, Idaho  
 9 - Bob Pettit, vs. Indiana, 3-17-53, Kansas City, Mo.  
 8 - Bob Pettit, vs. Washington, 3-18-53, Kansas City, Mo.  
 8 - Glen Davis, vs. Duke, 3-23-06, Atlanta, Ga.  
 8 - Glen Davis, vs. Iona, 3-15-06, Jacksonville, Fla.

### FREE THROW PERCENTAGE (MIN. 8 ATTEMPTS)

1.000 (12-12) - Shaquille O'Neal, vs. Indiana, 3-21-92, Boise, Idaho  
 .875 (7-8) - Anthony Wilson, vs. Purdue, 3-13-86, Baton Rouge, La.  
 .875 (7-8) - John Williams, vs. Memphis State, 3-15-86, Baton Rouge, La.  
 .875 (7-8) - Marcus Thornton, vs. Butler, 3-19-09, Greensboro, N.C.

### THREE POINT FIELD GOAL ATTEMPTS

11 - Marcus Thornton, vs. N. Carolina, 3-21-09, Greensboro, N. C.  
 10 - Antonio Hudson, vs. UAB, 3-17-05, Boise, Idaho  
 9 - Anthony Wilson, vs. DePaul, 3-20-87; vs. Indiana, 3-22-87, Cincinnati, Ohio  
 9 - Darryl Joe, vs. Georgia Tech, 3-13-87, Rosemont, Ill.

### THREE-POINT FIELD GOALS MADE

7 - Darryl Joe, vs. Georgia Tech, 3-13-87, Rosemont, Ill.  
 5 - Marcus Thornton, vs. N. Carolina, 3-19-09, Greensboro, N.C.  
 3 - Maurice Williamson twice, Anthony Wilson, Jamie Brandon, Torris Bright, Tack Minor, Darrel Mitchell once

### THREE-POINT FIELD GOAL PERCENTAGE (MIN. 5 ATTEMPTS)

.778 (7-9) - Darryl Joe, vs. Georgia Tech, 3-13-87, Rosemont, Ill.  
 .600 (3-5) - Anthony Wilson, vs. Temple, 3-15-87, Rosemont, Ill.

### REBOUNDS

19 - Durand Macklin, vs. Alcorn, 3-9-80, Denton, Texas  
 16 - Durand Macklin, vs. Lamar, 3-14-81, Austin, Texas  
 16 - Lionel Green, vs. Appalachian State, 3-10-79, Bloomington, Ind.

### ASSISTS

12 - Ethan Martin, vs. Lamar, 3-14-81, Austin, Texas  
 10 - Ethan Martin, vs. Wichita State, 3-22-81, New Orleans, La.  
 9 - Darryl Joe, vs. Georgia Tech, 3-13-87, Rosemont, Ill.

### BLOCKS

11 - Shaquille O'Neal, vs. BYU, 3-19-92, Boise, Idaho  
 6 - Stromile Swift, vs. Southeast Missouri State, 3-16-00, Salt Lake City, Utah  
 6 - Glen Davis, vs. Iona, 3-15-06, Jacksonville, Fla.

### STEALS

6 - Clarence Ceasar, vs. BYU, 3-19-92, Boise, Idaho  
 5 - Derrick Taylor twice, Darryl Joe once  
 4 - Marcus Thornton, vs. Butler, 3-17-09, Greensboro, N.C.



## Team Single Game

### MOST POINTS

97 – vs. Oklahoma, 3-17-70, New York City  
 94 – vs. UNO, 3-16-83, Baton Rouge  
 79 – vs. Marquette, 3-19-70, New York City

### MOST POINTS ALLOWED

101 – by Marquette, 3-19-70, New York City  
 99 – by UNO, 3-16-83, Baton Rouge  
 94 – by Oklahoma, 3-17-70, New York City

### FIELD GOAL ATTEMPTS

80 – vs. Tulane, 3-12-82, Baton Rouge  
 74 – vs. UNO, 3-16-83, Baton Rouge  
 66 – vs. Oklahoma, 3-17-70, New York City

### FIELD GOALS MADE

38 – vs. UNO, 3-16-83, Baton Rouge  
 34 – vs. Oklahoma, 3-17-70, New York City  
 31 – vs. Tulane, 3-12-82, Baton Rouge

### FIELD GOAL PERCENTAGE

.515 (34-66) – vs. Oklahoma, 3-17-70, New York City  
 .514 (38-74) – vs. UNO, 3-16-83, Baton Rouge  
 48.4 (30-62) – vs. Georgetown, 3-15-70, New York City

### FREE THROW ATTEMPTS

37 – vs. Georgetown, 3-15-70, New York City  
 37 – vs. Oklahoma, 3-17-70, New York City  
 36 – vs. Marquette, 3-19-70, New York City

### FREE THROWS MADE

29 – vs. Oklahoma, 3-17-70, New York City  
 27 – vs. Marquette, 3-19-70, New York City  
 23 – vs. Georgetown, 3-15-70, New York City

### FREE THROW PERCENTAGE

.846 (22-26) vs. Army, 3-20-70, New York City  
 .833 (10-12) vs. Tulane, 3-12-82, Baton Rouge  
 .783 (29-37) vs. Oklahoma, 3-17-70, New York City

### THREE-POINT FIELD GOAL ATTEMPTS

21 – vs. Oklahoma, 3-17-04, Norman  
 17 – vs. Ball State, 3-19-02, Baton Rouge  
 14 – vs. Iowa, 3-13-02, Iowa City

### THREE-POINT FIELD GOALS MADE

7 -- vs. Oklahoma, 3-17-04, Norman  
 4 – vs. Iowa, 3-13-02, Iowa City  
 4 – vs. Ball State, 3-19-02, Baton Rouge

### THREE-POINT FIELD GOAL PERCENTAGE

.333 (7-21) -- vs. Oklahoma, 3-17-04, Norman  
 .286 (4-14) – vs. Iowa, 3-13-02, Iowa City  
 .235 (4-17) – vs. Ball State, 3-19-02, Baton Rouge

### REBOUNDS

60 – vs. Oklahoma, 3-17-70, New York City  
 56 – vs. Georgetown, 3-15-70, New York City  
 51 – vs. Army, 3-20-70, New York City

### ASSISTS

19 – vs. UNO, 3-16-83, Baton Rouge  
 15 – vs. Ball State, 3-19-02, Baton Rouge  
 11 – vs. Iowa, 3-13-02, Baton Rouge

### PERSONAL FOULS

31 – vs. Tulane, 3-12-82, Baton Rouge  
 30 – vs. Marquette, 3-19-70, New York City  
 28 – vs. UNO, 3-16-83, Baton Rouge

### VICTORY MARGIN

3 – vs. Oklahoma, 3-17-70, New York City  
 2 – vs. Iowa, 3-13-02, Iowa City  
 1 – vs. Georgetown, 3-15-70, New York City

### DEFEAT MARGIN

22 – vs. Marquette, 3-19-70, New York City  
 11 – vs. Tulane, 3-12-82, Baton Rouge  
 10 – vs. Ball State, 3-19-02, Baton Rouge

## Individual Single Game

### MOST POINTS

37 – Pete Maravich, vs. Oklahoma, 3-17-70, New York City  
 30 – Danny Hester, vs. Georgetown, 3-15-70, New York City  
 25 – Torris Bright, vs. Ball State, 3-19-02, Baton Rouge

### FIELD GOAL ATTEMPTS

33 – Pete Maravich vs. Oklahoma, 3-17-70, New York City  
 20 – Howard Carter vs. UNO, 3-16-83, Baton Rouge  
 18 – three times

### FIELD GOALS MADE

14 – Pete Maravich vs. Oklahoma, 3-17-70, New York City  
 12 – Danny Hester, vs. Georgetown, 3-15-70, New York City  
 10 – Johnny Jones vs. Tulane, 3-12-82, Baton Rouge

### FREE THROW ATTEMPTS

16 – Pete Maravich vs. Marquette, 3-19-70, New York City  
 13 – Pete Maravich vs. Oklahoma, 3-17-70, New York City  
 12 – twice

### FREE THROWS MADE

12 – Pete Maravich vs. Marquette, 3-19-70, New York City  
 9 – Pete Maravich vs. Oklahoma, 3-17-70, New York City  
 8 – three times

### FREE THROW PERCENTAGE (MIN. 8 ATTEMPTS)

100.0 (8-8) –Jermaine Williams, vs. Iowa, 3-13-02, Iowa City  
 100.0 (8-8) – Torris Bright vs. Ball State, 3-19-02, Baton Rouge

### THREE-POINT FIELD GOAL ATTEMPTS

9 – Torris Bright, vs. Ball State, 3-19-02, Baton Rouge  
 7 – Antonio Hudson, vs. Oklahoma, 3-17-04, Norman  
 7 – Torris Bright, vs. Iowa, 3-13-02, Iowa City  
 5 – Antonio Hudson, vs. Ball State, 3-19-02, Baton Rouge

### THREE-POINT FIELD GOALS MADE

3 – Tack Minor, vs. Oklahoma, 3-17-04, Norman  
 3 – Torris Bright, vs. Iowa, 3-13-02, Iowa City  
 3 – Torris Bright, vs. Ball State, 3-19-02, Baton Rouge

### THREE-POINT FIELD GOAL PERCENTAGE (MIN. 5 ATTEMPTS)

.429 (3-7) – Torris Bright, vs. Iowa, 3-13-02, Iowa City  
 .333 (2-6) – Darrel Mitchell, vs. Oklahoma, 3-17-04, Norman  
 .333 (3-9) – Torris Bright, vs. Ball State, 3-19-02, Baton Rouge

### REBOUNDS

19 – Apple Sanders, vs. Oklahoma, 3-17-70, New York City  
 17 – Apple Sanders, vs. Georgetown, 3-15-70, New York City  
 14 – Bill Newton, vs. Oklahoma, 3-17-70, New York City

### ASSISTS

9 – Pete Maravich vs. Oklahoma, 3-17-70, New York City  
 8 – Jermaine Williams vs. Ball State, 3-19-02, Baton Rouge  
 7 – John Tudor vs. UNO, 3-16-83, Baton Rouge

### BLOCKS

2 – Ronald Dupree, vs. Ball State, 3-19-02, Baton Rouge

### STEALS

6 – Jerry Reynolds, vs. UNO, 3-16-83, Baton Rouge  
 6 – Johnny Jones, vs. UNO, 3-16-83, Baton Rouge  
 4 – Jermaine Williams, vs. Ball State, 3-19-02, Baton Rouge

SEASON	OVERALL			CONFERENCE			COACH
	W	L	PCT.	W	L	PCT.	
1908-09	5	2	.714	2	0	1.000	E. R. Wingard
1909-10	3	1	.750	2	0	1.000	J. W. Mayhew
1910-11	8	3	.727	0	1	.000	J. W. Mayhew
1911-12	4	6	.400	2	3	.400	F. M. Long
1912-13	2	3	.400	1	3	.250	F. M. Long
1913-14	7	5	.538	0	4	.000	Dr. C. C. Stroud
1914-15	10	1	.909	3	1	.750	Dr. C. C. Stroud
1915-16	14	10	.583	6	7	.462	Dr. C. C. Stroud
1916-17	20	2	.909	11	0	1.000	Dr. C. C. Stroud
1917-18	12	1	.923	3	0	1.000	Dr. C. C. Stroud
1918-19	1	0	1.000	0	0	.000	R. E. Edmonds
1919-20	19	2	.905	8	2	.800	Dr. C. C. Stroud
1920-21	19	4	.826	5	2	.714	Branch Bocock
1921-22	15	1	.938	3	1	.750	Tad Gormley
1922-23	10	10	.500	0	7	.000	Tad Gormley
1923-24	8	12	.400	0	7	.000	"Moon" Ducote
1924-25	10	7	.588	1	5	.167	"Gob" Wilson
1925-26	9	9	.500	4	5	.444	Harry Rabenhorst
1926-27	7	9	.438	3	5	.375	Harry Rabenhorst
1927-28	14	4	.778	8	4	.667	Harry Rabenhorst
1928-29	8	13	.381	5	10	.333	Harry Rabenhorst
1929-30	10	11	.476	6	8	.429	Harry Rabenhorst
1930-31	7	8	.467	4	5	.444	Harry Rabenhorst
1931-32	11	9	.550	9	9	.500	Harry Rabenhorst
1932-33	15	8	.652	13	7	.650	Harry Rabenhorst
1933-34	13	4	.765	13	3	.813	Harry Rabenhorst
1934-35	14	1	.933	12	0	1.000	Harry Rabenhorst
1935-36	10	10	.500	9	6	.600	Harry Rabenhorst
1936-37	13	7	.650	7	6	.539	Harry Rabenhorst
1937-38	10	10	.500	7	6	.539	Harry Rabenhorst
1938-39	13	7	.650	10	5	.667	Harry Rabenhorst
1939-40	10	8	.556	8	4	.667	Harry Rabenhorst
1940-41	9	9	.500	7	5	.583	Harry Rabenhorst
1941-42	8	7	.533	8	3	.727	Harry Rabenhorst
1942-43	18	4	.818	11	2	.846	Dale Morey
1943-44	10	15	.400	0	4	.000	Dale Morey
1944-45	15	9	.625	3	3	.500	Fatherree Swanson
1945-46	18	3	.857	8	0	1.000	Harry Rabenhorst
1946-47	17	4	.810	9	2	.818	Harry Rabenhorst
1947-48	8	18	.308	4	10	.286	Harry Rabenhorst
1948-49	15	10	.600	7	6	.539	Harry Rabenhorst
1949-50	13	12	.520	5	8	.385	Harry Rabenhorst
1950-51	10	14	.417	6	8	.429	Harry Rabenhorst
1951-52	17	7	.708	9	5	.643	Harry Rabenhorst
1952-53	22	3	.880	13	0	1.000	Harry Rabenhorst
1953-54	20	5	.800	14	0	1.000	Harry Rabenhorst
1954-55	6	18	.250	3	11	.214	Harry Rabenhorst
1955-56	7	17	.292	5	9	.357	Harry Rabenhorst
1956-57	6	19	.240	1	13	.071	Harry Rabenhorst
1957-58	7	18	.280	3	11	.214	Jay McCreary
1958-59	10	15	.400	2	12	.142	Jay McCreary
1959-60	5	18	.217	3	11	.214	Jay McCreary

SEASON	OVERALL			CONFERENCE			COACH
	W	L	PCT.	W	L	PCT.	
1960-61	11	14	.440	6	8	.429	Jay McCreary
1961-62	13	11	.451	7	7	.500	Jay McCreary
1962-63	12	12	.500	5	9	.357	Jay McCreary
1963-64	12	13	.480	8	6	.571	Jay McCreary
1964-65	12	14	.462	7	9	.438	Jay McCreary
1965-66	6	20	.231	2	14	.125	Frank Truitt
1966-67	3	23	.115	1	17	.056	Press Maravich
1967-68	14	12	.538	8	10	.444	Press Maravich
1968-69	13	13	.500	7	11	.389	Press Maravich
1969-70	22	10	.688	13	5	.722	Press Maravich
1970-71	14	12	.538	10	8	.556	Press Maravich
1971-72	10	16	.385	6	12	.333	Press Maravich
1972-73	14	10	.583	9	9	.500	Dale Brown
1973-74	12	14	.462	6	12	.333	Dale Brown
1974-75	10	16	.385	6	12	.333	Dale Brown
1975-76	12	14	.462	5	13	.278	Dale Brown
1976-77	15	12	.556	8	10	.444	Dale Brown
1977-78	18	9	.667	12	6	.667	Dale Brown
1978-79	23	6	.793	14	4	.778	Dale Brown
1979-80	26	6	.813	14	4	.778	Dale Brown
1980-81	31	5	.861	17	1	.944	Dale Brown
1981-82	14	14	.500	11	7	.611	Dale Brown
1982-83	19	13	.594	10	8	.556	Dale Brown
1983-84	18	11	.621	11	7	.611	Dale Brown
1984-85	19	10	.655	13	5	.722	Dale Brown
1985-86	26	12	.684	9	9	.500	Dale Brown
1986-87	24	15	.615	8	10	.444	Dale Brown
1987-88	16	14	.533	10	8	.555	Dale Brown
1988-89	20	12	.625	11	7	.611	Dale Brown
1989-90	23	9	.719	12	6	.667	Dale Brown
1990-91	20	10	.667	13	5	.722	Dale Brown
1991-92	21	10	.677	12	4	.750	Dale Brown
1992-93	22	11	.667	9	7	.562	Dale Brown
1993-94	11	16	.407	5	11	.312	Dale Brown
1994-95	12	15	.444	6	10	.375	Dale Brown
1995-96	12	17	.414	4	12	.250	Dale Brown
1996-97	10	20	.333	3	13	.187	Dale Brown
1997-98	9	18	.333	2	14	.125	John Brady
1998-99	12	15	.444	4	12	.250	John Brady
1999-00	28	6	.823	12	4	.750	John Brady
2000-01	13	16	.448	2	14	.125	John Brady
2001-02	19	15	.559	6	10	.375	John Brady
2002-03	21	11	.656	8	8	.500	John Brady
2003-04	18	11	.621	8	8	.500	John Brady
2004-05	20	10	.667	12	4	.750	John Brady
2005-06	27	9	.750	14	2	.875	John Brady
2006-07	17	15	.531	5	11	.312	John Brady
2007-08	13	18	.419	6	10	.375	Brady-Pierre
2008-09	27	8	.771	13	3	.812	Trent Johnson
2009-10	11	20	.354	2	14	.125	Trent Johnson
2010-11	11	21	.344	3	13	.187	Trent Johnson
<b>TOTALS</b>	<b>1408</b>	<b>1077</b>	<b>.566</b>	<b>701</b>	<b>692</b>	<b>.503</b>	

## Milestones

- 1st win** Jan. 30, 1909, vs. Dixon Academy (35-20) at Covington, La.
- 50th win** 1916 vs. Ole Miss (55-29) at Baton Rouge
- 100th win** Feb. 12, 1920, vs. Mercer (33-22) at Macon, Ga.
- 200th win** Jan. 14, 1929, vs. Louisiana College (32-31) at Pineville, La.
- 300th win** Jan. 8, 1938, vs. Rice (58-38) at Baton Rouge
- 400th win** Feb. 1, 1946, vs. Navy (58-47) at Baton Rouge
- 500th win** Jan. 19, 1953, vs. Georgia (55-50) at Athens, Ga.
- 600th win** Dec. 19, 1962, vs. Arkansas (72-70) at Little Rock, Ark.
- 700th win** Feb. 6, 1971, vs. Alabama (107-78) at Baton Rouge
- 800th win** Dec. 9, 1978, vs. Tulane (98-88) at New Orleans, La.
- 900th win** Jan. 17, 1983, vs. UNC Wilmington (70-55) at Baton Rouge
- 1000th win** Jan. 6, 1988, vs. Vanderbilt (51-39) at Nashville, Tenn.
- 1100th win** Dec. 16, 1992, vs. Campbell (93-71) at Baton Rouge
- 1200th win** Feb. 5, 2000 vs. Alabama (93-60) at Tuscaloosa, Ala.
- 1300th win** March 2, 2005 vs. Ole Miss (58-53) at Oxford, Miss.
- 1400th win** Nov. 24, 2010 vs. Centenary (78-36) at Baton Rouge



SEASON	HOME			AWAY			NEUTRAL		
	WON	LOST	PCT.	WON	LOST	PCT.	WON	LOST	PCT.
1908-09	4	0	1.000	1	2	.333	0	0	.000
1909-10	3	0	1.000	0	1	.000	0	0	.000
1910-11	3	0	1.000	5	3	.625	0	0	.000
1911-12	4	0	1.000	0	6	.000	0	0	.000
1912-13	2	1	.500	0	2	.000	0	0	.000
1913-14	4	2	.667	3	3	.500	0	0	.000
1914-15	8	1	.889	2	0	1.000	0	0	.000
1915-16	11	4	.733	3	6	.333	0	0	.000
1916-17	11	0	1.000	9	2	.818	0	0	.000
1917-18	4	0	1.000	8	1	.889	0	0	.000
1918-19	1	0	1.000	0	0	.000	0	0	.000
1919-20	10	0	1.000	9	2	.818	0	0	.000
1920-21	14	1	.933	5	3	.625	0	0	.000
1921-22	11	1	.917	4	0	1.000	0	0	.000
1922-23	9	6	.600	1	3	.250	0	1	.000
1923-24	4	6	.400	4	6	.400	0	0	.000
1924-25	7	2	.778	3	4	.428	0	1	.000
1925-26	6	4	.600	3	5	.375	0	0	.000
1926-27	6	4	.600	1	5	.167	0	0	.000
1927-28	10	0	1.000	3	3	.500	1	1	.500
1928-29	4	4	.500	4	8	.333	0	1	.000
1929-30	6	2	.750	4	8	.333	0	1	.000
1930-31	4	5	.444	3	2	.600	0	1	.000
1931-32	6	4	.600	5	4	.555	0	1	.000
1932-33	7	1	.875	6	6	.500	2	1	.667
1933-34	10	0	1.000	3	3	.500	0	1	.000
1934-35	11	0	1.000	2	1	.667	1	0	1.000
1935-36	7	3	.700	3	5	.375	0	2	.000
1936-37	9	1	.900	4	5	.444	0	1	.000
1937-38	7	7	.500	3	3	.500	0	0	.000
1938-39	6	2	.750	5	4	.555	2	1	.667
1939-40	4	5	.444	4	2	.667	2	1	.667
1940-41	4	3	.571	5	5	.500	0	1	.000
1941-42	5	4	.556	3	2	.600	0	1	.000
1942-43	5	1	.833	11	3	.785	2	0	1.000
1943-44	5	6	.455	5	9	.357	0	0	.000
1944-45	8	2	.800	6	7	.462	1	0	1.000
1945-46	9	1	.900	6	2	.750	3	0	1.000
1946-47	9	0	1.000	4	3	.571	4	1	.800
1947-48	5	6	.454	2	10	.167	1	2	.333
1948-49	7	2	.778	6	6	.500	2	2	.500
1949-50	9	3	.750	1	9	.100	3	0	1.000
1950-51	5	3	.625	3	9	.333	2	2	.500
1951-52	11	0	1.000	3	7	.300	3	0	1.000
1952-53	10	0	1.000	8	1	.889	4	2	.667
1953-54	13	1	.929	6	0	1.000	1	4	.200
1954-55	5	6	.455	1	12	.077	0	0	.000
1955-56	4	7	.364	2	9	.182	1	1	.500
1956-57	4	8	.333	1	10	.091	1	1	.500
1957-58	4	8	.333	2	8	.200	1	2	.333
1958-59	5	7	.417	2	8	.200	3	0	1.000
1959-60	4	7	.364	1	10	.091	0	1	.000

SEASON	HOME			AWAY			NEUTRAL		
	WON	LOST	PCT.	WON	LOST	PCT.	WON	LOST	PCT.
1960-61	6	3	.667	5	10	.333	0	1	.000
1961-62	8	2	.800	3	6	.333	2	3	.400
1962-63	7	3	.700	4	8	.333	1	1	.500
1963-64	8	2	.800	3	9	.250	1	2	.333
1964-65	7	4	.636	3	8	.273	2	2	.500
1965-66	3	7	.300	3	11	.214	0	2	.000
1966-67	2	10	.167	1	11	.083	0	2	.000
1967-68	9	4	.692	5	7	.416	0	1	.000
1968-69	6	5	.546	5	8	.384	2	0	1.000
1969-70	10	3	.769	9	4	.692	3	3	.500
1970-71	7	4	.636	5	7	.417	2	1	.333
1971-72	8	4	.667	2	11	.154	0	1	.000
1972-73	8	4	.667	5	6	.454	1	0	1.000
1973-74	9	5	.643	3	9	.250	0	0	.000
1974-75	6	6	.500	3	10	.231	1	0	.000
1975-76	10	6	.625	2	8	.200	0	0	.000
1976-77	11	5	.688	4	7	.364	0	0	.000
1977-78	11	4	.730	7	5	.580	0	0	.000
1978-79	13	1	.929	8	3	.727	2	2	.500
1979-80	12	2	.857	9	3	.750	5	1	.833
1980-81	15	0	1.000	10	1	.909	6	4	.600
1981-82	9	5	.642	4	7	.363	1	2	.333
1982-83	11	4	.733	7	7	.500	1	2	.333
1983-84	12	2	.857	5	7	.416	1	2	.333
1984-85	13	2	.867	6	6	.500	0	2	.000
1985-86	13	3	.813	11	8	.579	2	1	.667
1986-87	10	6	.625	5	7	.417	9	2	.818
1987-88	12	4	.750	4	8	.333	0	2	.000
1988-89	12	5	.705	6	6	.500	2	1	.667
1989-90	17	2	.895	4	5	.444	2	2	.500
1990-91	15	1	.937	5	6	.454	0	3	.000
1991-92	13	4	.765	6	4	.600	2	2	.500
1992-93	15	2	.882	3	6	.333	4	3	.571
1993-94	10	6	.625	2	8	.200	0	1	.000
1994-95	9	7	.562	3	7	.300	0	1	.000
1995-96	11	7	.611	1	7	.125	0	3	.000
1996-97	9	6	.600	0	10	.000	1	4	.250
1997-98	8	8	.500	1	9	.100	0	1	.000
1998-99	12	4	.750	0	10	.100	0	1	.000
1999-00	15	1	.937	5	3	.625	8	2	.800
2000-01	9	7	.562	2	8	.200	2	1	.667
2001-02	12	5	.706	4	7	.364	3	3	.500
2002-03	16	2	.889	2	6	.250	3	3	.500
2003-04	12	3	.800	5	7	.417	1	1	.500
2004-05	14	1	.933	4	6	.400	2	3	.400
2005-06	14	2	.875	7	4	.636	6	3	.667
2006-07	14	4	.778	2	9	.182	1	2	.333
2007-08	9	6	.600	3	9	.250	1	3	.250
2008-09	19	2	.905	6	3	.667	2	3	.400
2009-10	11	7	.611	0	9	.000	0	4	.000
2010-11	8	10	.444	3	8	.273	0	3	.000
<b>TOTALS</b>	<b>883</b>	<b>354</b>	<b>.714</b>	<b>403</b>	<b>577</b>	<b>.411</b>	<b>122</b>	<b>126</b>	<b>.492</b>

## Maravich Center Win Streaks

- 23** 15 games 1980-81 season; First 8 games 1981-82 season
- 18** Last 8 games 1983-84 season; First 10 games 1984-85 season
- 18** Last 7 games 1989-90 season; First 11 games 1990-91 season
- 17** Last 3 games 2007-08 season; First 14 games 2008-09 season
- 16** Last 4 games 1991-92 season; First 12 games 1992-93 season
- 14** Last game 1977-78 season; First 13 games 1978-79 season
- 14** Last 7 game 1999-00 season; First 7 games 2000-01 season
- 13** Last 6 games 1972-73 season; First 7 games 1973-74 season
- 13** Last 5 games 2002-03 season; First 8 games 2003-04 season
- 13** Last 11 games 2004-05 season; First 2 games 2005-06 season
- 11** Last 2 games 1984-85 season; First 9 games 1985-86 season
- 11** Last game 2000-2001 season; First 10 games 2001-2002 season
- 11** First 11 games of the 2002-03 season
- 11** Final 9 games of the 2005-06 season; First 2 games of 2006-07

## Home Winning Streaks (ALL SITES OVERALL)

- 42** Last 3 games 1915-16 season;  
11 games 1916-17 season;  
4 games 1917-18 season;  
1 game 1918-19 season;  
10 games 1991-20;  
First 13 games 1920-21 season
- 29** Last 6 games 1932-33 season;  
10 games 1933-34 season;  
11 games 1934-35 season;  
First 2 games 1935-36 season
- 25** Last game 1950-51 season;  
11 games 1951-52 season;  
10 games 1952-53 season;  
First 3 games 1953-54 season
- 23** 15 games 1980-81 season;  
First 8 games 1981 season



## SIAA Era

**COACH E. R. WINGARD**  
1 SEASON • 1909  
5-2 (.714)

### 1909 RECORD: 5-2, 2-0

DATE	OPPONENT	RESULTS
1-30	Dixon Academy (A)	W 35-20
2-6	Miss. State (H)	W 18-12
2-8	Miss. State (H)	W 14-10
2-18	Baton Rouge H. S. (H)	W 36-14
2-26	YMCA (NO) (A)	L 11-27
2-27	YMCA (NO) (A)	L 16-37
3-6	Dixon Academy (H)	W 21-12

**COACH J. W. MAYHEW**  
2 SEASONS • 1910-11  
11-4 (.733)

### 1910 RECORD: 3-1, 2-0

DATE	OPPONENT	RESULTS
2-4	Ole Miss (H)	W 39-14
2-5	Ole Miss (H)	W 25-4
2-26	YMCA (NO) (A)	L 11-53
3-5	YMCA (NO) (H)	W 30-17

### 1911 RECORD: 8-3, 6-1

DATE	OPPONENT	RESULTS
1-26	Tulane (H)	W 47-7
1-27	Tulane (H)	W 26-15
2-7	Miss. State (A)	W 33-17
2-8	Miss. State (A)	W 42-12
2-9	Birmingham AC (A)	L 17-45
2-10	Bessemer AC (A)	L 17-37
2-11	Birmingham High (A)	W 23-21
2-11	Birmingham YMCA (A)	W 23-21
2-13	Texas (H)	W 39-10
2-17	Tulane (A)	W 27-25
2-18	Tulane (A)	L 13-15

**COACH F. M. LONG**  
2 SEASONS • 1912-1913  
6-9 (.400)

### 1912 RECORD: 4-6, 2-3

DATE	OPPONENT	RESULTS
1-15	Ole Miss (H)	W 27-15
1-16	Ole Miss (H)	W 33-11
2-5	YMCA (NO) (A)	L 24-25
2-6	Miss. State (A)	L 16-22
2-7	Miss. State (A)	L 11-21
2-8	Birmingham AC (A)	L 7-54
2-9	Bessemer AC (A)	L 20-42
2-10	Auburn (A)	L 15-38
2-17	YMCA (NO) (H)	W 23-19
2-25	YMGC (NO) (H)	W 32-6

### 1913 RECORD: 2-3, 1-3

DATE	OPPONENT	RESULTS
2-8	YMGC (NO) (H)	W 39-11
2-14	Tulane (A)	L 13-15
2-15	Tulane (A)	L 20-26
2-28	Tulane (H)	L 15-16
3-1	Tulane (H)	W 13-12

**COACH C. C. STROUD**  
6 SEASONS  
1913-1918, 1919-1920  
82-21 (.796)

### 1913-14 RECORD: 7-5, 0-4

DATE	OPPONENT	RESULTS
12-19	La. College (A)	W 17-15
12-22	Shreveport AC (A)	W 31-14
12-23	Shreveport AC (A)	W 25-20
1-9	SW Louisiana (H)	W 44-7
1-17	La. College (H)	W 27-24
1-21	Miss. College (H)	W 34-13
1-22	Miss. College (H)	W 29-19
2-13	Tulane (H)	L 14-26
2-14	Tulane (H)	L 7-10
2-19	St. Paul's (Covington)	L 15-35
2-27	Tulane (A)	L 12-25
2-28	Tulane (A)	L 6-13

### 1914-15 RECORD: 10-1, 3-1

DATE	OPPONENT	RESULTS
12-21	Centenary (A)	W 38-17
12-22	Shreveport AC (A)	W 21-20
1-14	SW Louisiana (H)	W 29-6
1-15	SW Louisiana (H)	W 39-16
2-6	YMCA (NO) (H)	W 55-18
2-12	Miss. State (H)	W 24-12
2-13	Miss. State (H)	L 14-15
2-19	Tulane (H)	W 28-17
2-20	Tulane (H)	W 39-19
	YMGC (NO) (H)	W 24-11
	La. College (H)	W 30-4

### 1915-16 RECORD: 14-10, 6-7

DATE	OPPONENT	RESULTS
	Jefferson Col. (H)	W 55-18
	YMCA (NO) (H)	W 42-26
	SW Louisiana (H)	W 44-14
	SW Louisiana (H)	W 69-13
	La. College (H)	W 14-11
	La. College (H)	W 20-19
	NW Louisiana (H)	W 24-23
	Alabama (H)	L 25-39
	Alabama (H)	L 25-44
	Miss. State (A)	W 31-21
	Miss. State (A)	L 17-23
	YMGC (NO) (H)	W 39-22
2-4	Tulane (H)	L 21-24
2-5	Tulane (H)	L 18-22
	Alabama (A)	W 25-18
	Birmingham AC (A)	L 30-39
	Auburn (A)	L 23-24
	Columbus AC (Ga.) (A)	L 21-42
	Atlanta AC (A)	L 16-64
	Ole Miss (H)	W 55-29
2-18	Tulane (A)	L 14-26
2-19	Tulane (A)	W 19-16
	Rice (H)	W 29-21
	Rice (H)	W 25-17

### 1916-17 RECORD: 20-2, 11-0

DATE	OPPONENT	RESULTS
	SW Louisiana (A)	W 33-20
	SW Louisiana (A)	L 13-21
	Shreveport AC (A)	W 19-17
	SW Louisiana (H)	W 50-13
	YMGC (H)	W 54-22
	Texas A&M (H)	W 24-15
	Texas A&M (H)	W 30-14
	Miss. State (H)	W 36-28
	Miss. State (H)	W 38-17
	Shreveport AC (H)	W 39-24
	Alabama (H)	W 34-7
	Millsaps (H)	W 95-6
2-9	Tulane (A)	W 37-20
2-10	Tulane (A)	W 27-18
	YMCA (Mobile) (A)	L 18-37
	Spring Hill (A)	W 34-24
	Auburn (A)	W 37-13
	Birmingham AC (A)	W 37-23
	Alabama (A)	W 38-9
	Millsaps (A)	W 57-11
2-23	Tulane (H)	W 46-27
2-24	Tulane (H)	W 26-20

### 1917-18 RECORD: 12-1, 3-0

DATE	OPPONENT	RESULTS
12-2	NW Louisiana (A)	W 38-25
12-3	Shreveport AC (A)	W 51-20
12-13	Jefferson Col. (H)	W 42-18
1-11	St. Charles (A)	W 61-17
1-11	SW Louisiana (A)	W 36-7
1-18	Auburn (H)	W 43-31
1-19	Auburn (H)	W 34-27
2-1	Navy Res. (NO) (H)	W 64-8
2-6	Miss. College (A)	W 41-24
2-6	Millsaps (A)	W 66-10
2-8	Birmingham AC (A)	L 23-33
2-8	Birmingham AC (A)	W 33-22
2-9	Alabama (A)	W 28-25

**COACH R. E. EDMONDS**  
1 SEASON • 1919  
1-0 (1.000)

### 1919 RECORD: 1-0, 0-0

DATE	OPPONENT	RESULTS
2-1	Jefferson Col. (H)	W 66-18

**COACH C. C. STROUD**  
6 SEASONS  
1913-1918, 1919-1920  
82-21 (.796)

### 1919-1920 RECORD: 19-2, 8-2

DATE	OPPONENT	RESULTS
12-30	Jefferson Col. (H)	W 46-15
12-31	Jefferson Col. (H)	W 57-24
1-3	YMGC (NO) (H)	W 47-19
1-10	St. Stanislaus (A)	W 47-21
	La. College (A)	W 35-20
1-24	Miss. State (H)	W 27-12
1-30	La. College (H)	W 63-19
1-31	La. College (H)	W 39-15
2-3	Spring Hill (H)	W 64-16
2-6	Tulane (A)	W 35-19
2-7	Tulane (A)	W 29-10
2-9	Alabama (A)	W 30-11
2-10	Birmingham AC (A)	W 28-19
2-11	Georgia (A)	L 15-32
2-12	Mercer (A)	W 33-22
2-13	Auburn (A)	L 21-33
2-14	YMCA (Mobile) (A)	W 26-22
2-14	Spring Hill (A)	W 38-9
2-23	Alabama (H)	W 44-19
2-27	Tulane (H)	W 37-12
2-28	Tulane (H)	W 37-12

## SIC Era

**COACH BRANCH BOCOCK**  
1 SEASON • 1921  
19-4 (.826)

### 1921 RECORD: 19-4, 5-2

DATE	OPPONENT	RESULTS
	SW Louisiana (H)	W 47-11
1-8	NW Louisiana (H)	W 29-25
1-10	Loyola (NO) (H)	W 74-12
1-15	YMCA (NO) (H)	W 42-26
1-25	Texas A&M (H)	W 30-28
1-26	Texas A&M (H)	W 31-30
1-29	Navy (Pensacola) (H)	W 54-12
1-30	Navy (Pensacola) (H)	W 51-41
2-1	Spring Hill (H)	W 31-17
2-2	Spring Hill (H)	W 29-24
2-4	Tulane (H)	W 42-27
2-5	Tulane (H)	W 52-24
2-11	SW Louisiana (H)	W 61-8
2-18	Ole Miss (H)	L 22-23
2-19	Ole Miss (H)	W 46-13
2-21	Texas A&M (A)	W 24-16
2-22	Texas A&M (A)	L 19-49
2-23	Baylor (A)	L 20-32
2-24	Baylor (A)	W 34-33
2-25	YMCA (Houston) (A)	W 49-19
2-26	Rice (A)	W 35-23
	Tulane (A)	L 29-31
	Tulane (A)	W 27-20

**COACH FRANK "TAD" GORMLEY**  
2 SEASONS • 1922-23  
25-11 (.694)

### 1922 RECORD: 15-1, 3-1

DATE	OPPONENT	RESULTS
1-10	SW Louisiana (H)	W 41-8
1-11	SW Louisiana (H)	W 29-17
1-13	La. College (H)	W 52-26
1-14	La. College (H)	W 50-22
1-20	NW Louisiana (H)	W 32-15
1-21	NW Louisiana (H)	W 40-3
1-27	Tulane (A)	W 18-15
1-28	Tulane (A)	W 26-18
2-1	Spring Hill (H)	W 27-26
2-2	Spring Hill (H)	W 16-15
2-10	YMCA (Houston) (A)	W 29-27
2-11	YMCA (Houston) (A)	W 28-22

2-15	Miss. College (H)	W 29-20
2-16	Miss. College (H)	W 26-18
2-20	Tulane (H)	L 23-39
2-21	Tulane (H)	W 34-19

### 1922-23 RECORD: 10-10, 0-6

DATE	OPPONENT	RESULTS
	La. College (H)	W 23-22
	La. College (H)	W 33-22
	Stanoloclas (H)	L 17-35
	Miss. State (H)	L 25-36
	Miss. State (H)	L 20-35
	SW Louisiana (H)	W 25-22
	Miss. College (H)	W 27-17
	Miss. College (H)	W 19-14
	Spring Hill (H)	L 21-23
	Spring Hill (H)	W 36-20
	Millsaps (H)	W 32-10
	Millsaps (H)	W 34-23
2-9	Tulane (H)	L 24-33
2-10	Tulane (H)	L 18-28
2-16	Tulane (A)	L 23-40
2-17	Tulane (A)	L 11-34
	Stanoloclas (H)	W 46-20
	Spring Hill (A)	L 24-26
	Spring Hill (A)	W 20-18

**SIC Tournament - Atlanta, Ga.**

Vanderbilt (N)	L 10-36
----------------	---------

**COACH "MOON" DUCOTE**  
1 SEASON • 1924  
8-12 (.400)

### 1924 RECORD: 8-12, 0-7

DATE	OPPONENT	RESULTS
1-7	NW Louisiana (H)	L 18-23
1-8	NW Louisiana (H)	L 19-36
1-19	SW Louisiana (H)	L 12-15
1-21	SW Louisiana (H)	L 14-26
1-24	Loyola (NO)	W 27-20
1-25	Loyola (NO)	W 17-15
2-1	Spring Hill (H)	W 40-23
2-2	Spring Hill (H)	W 22-13
2-8	Tulane (H)	L 21-41
2-9	Tulane (H)	W 29-38
2-11	McGowan-Lyons (A)	L 22-28
2-12	Alabama (A)	L 8-44
2-13	Miss. State (A)	L 29-34
2-14	Miss. State (A)	L 34-54
2-15	Spring Hill (A)	W 29-25
2-16	Spring Hill (A)	W 32-16
2-22	Tulane (A)	L 13-39
2-23	Tulane (A)	L 26-30
2-25	Loyola (NO) (A)	W 34-28
2-26	Loyola (NO) (A)	W 37-4

**COACH H. E. "GOB" WILSON**  
1 SEASON • 1925  
10-7 (.588)

### 1925 RECORD: 10-7, 1-4

DATE	OPPONENT	RESULTS
1-9	SW Louisiana (H)	W 30-19
1-10	SW Louisiana (H)	W 22-17
1-14	La. College (A)	W 23-17
1-15	La. College (A)	L 20-27
1-16	NW Louisiana (A)	L 25-29
1-17	NW Louisiana (A)	W 35-24
1-21	Loyola (NO) (H)	W 30-13
1-22	Loyola (NO) (H)	W 32-18
1-28	La. College (H)	W 39-36

**COACH HARRY RABENHORST**  
**29 SEASONS**  
**1926-42, 1945-57**  
**340-264 (.563)**

**1926 RECORD: 9-9, 4-5**

Coach: Harry Rabenhorst

DATE	OPPONENT	RESULTS
1-6	YMCA (BR) (H)	W 37-25
1-8	SW Louisiana (A)	W 25-13
1-9	SW Louisiana (A)	W 31-29
1-11	La. College (H)	W 39-28
1-12	La. College (H)	W 44-22
1-15	Ole Miss (H)	W 27-24
1-16	Ole Miss (H)	L 19-43
1-22	Vanderbilt (H)	W 24-23
1-25	Alabama (A)	L 15-26
1-26	Alabama (A)	W 28-22
1-27	St. Stanislaus (A)	L 19-38
1-28	St. Stanislaus (A)	L 21-27
2-5	Tulane (H)	W 30-23
2-6	Tulane (H)	L 23-24
2-12	NW Louisiana (H)	L 27-35
2-13	NW Louisiana (H)	L 21-23
2-19	Tulane (A)	L 29-32
2-20	Tulane (A)	L 13-22

**1927 RECORD: 7-9, 3-5**

Coach: Harry Rabenhorst

DATE	OPPONENT	RESULTS
1-8	Sewanee (H)	W 26-23
1-14	Ole Miss (H)	L 16-36
1-15	Ole Miss (H)	W 22-21
1-21	La. College (A)	L 19-35
1-22	La. College (A)	W 23-20
1-28	Loyola (NO) (H)	L 15-16
1-29	Loyola (NO) (H)	W 42-18
2-4	Tulane (A)	L 20-27
2-5	Tulane (A)	L 9-36
2-10	Georgia Tech (H)	W 29-27
2-11	Loyola (NO) (A)	L 26-41
2-12	Loyola (NO) (A)	L 19-27
2-18	Tulane (H)	L 20-25
2-19	Tulane (H)	L 20-23
2-21	SW Louisiana (H)	W 34-22
2-22	SW Louisiana (H)	W 29-12

**1928 RECORD: 14-4, 7-3**

Coach: Harry Rabenhorst

DATE	OPPONENT	RESULTS
1-6	SW Louisiana (H)	W 40-17
1-7	SW Louisiana (H)	W 36-17
1-13	Ole Miss (H)	W 20-17
1-14	Ole Miss (H)	W 36-25
1-25	Ole Miss (A)	L 23-33
1-26	Ole Miss (A)	W 34-33
1-27	Miss. State (A)	L 26-46
1-28	Miss. State (A)	L 23-29
1-30	Louisiana Tech (H)	W 40-23
1-31	Louisiana Tech (H)	W 37-28
2-3	Tulane (H)	W 47-13
2-4	Tulane (H)	W 41-18
2-10	La. College (H)	W 47-17
2-11	La. College (H)	W 47-22
2-17	Tulane (A)	W 36-20
2-18	Tulane (A)	W 39-25

SIC Tournament - Atlanta, Ga.

North Carolina (N)	W 44-38
Ole Miss (N)	L 28-55

**1929 RECORD: 8-13, 5-9**

Coach: Harry Rabenhorst

DATE	OPPONENT	RESULTS
1-7	SW Louisiana (H)	W 23-17
1-8	SW Louisiana (H)	W 29-22
1-11	Ole Miss (H)	L 21-42
1-12	Ole Miss (H)	L 17-34
1-14	La. College (A)	W 32-31
1-15	La. College (A)	L 43-44
1-18	Ole Miss (A)	L 24-28
1-19	Ole Miss (A)	L 25-30
	Auburn (A)	W 45-28
	Auburn (A)	W 65-28
	Alabama (A)	L 16-38
	Alabama (A)	L 28-37
2-4	Miss. State (H)	L 16-26
2-5	Miss. State (H)	W 39-29
2-11	SW Louisiana (A)	L 34-36
2-12	SW Louisiana (A)	L 23-25
2-15	Tulane (A)	L 37-40
2-16	Tulane (A)	W 28-21
2-22	Tulane (H)	W 37-35

2-23	Tulane (H)	L 32-33
------	------------	---------

SIC Tournament - Atlanta, Ga.

Washington & Lee (N)	L 22-32
----------------------	---------

**1930 RECORD: 10-11, 6-7**

Coach: Harry Rabenhorst

DATE	OPPONENT	RESULTS
1-3	La. College (A)	L 41-53
1-4	La. College (A)	L 15-55
1-9	Miss. College (A)	L 24-27
1-10	Ole Miss (A)	L 27-31
1-11	Ole Miss (A)	W 31-21
1-17	Ole Miss (H)	L 24-47
1-18	Ole Miss (H)	L 29-32
1-24	Louisiana Tech (A)	W 37-31
1-25	Louisiana Tech (A)	W 42-27
2-1	Miss. State (Meridian)	W 32-24
2-3	Alabama (A)	L 20-37
2-4	Alabama (A)	L 22-28
2-7	Auburn (H)	W 44-27
2-8	Auburn (H)	W 49-45
2-10	Spring Hill (H)	W 53-17
2-11	Spring Hill (H)	W 52-14
2-14	Tulane (H)	W 35-30
2-15	Tulane (H)	W 24-15
2-21	Tulane (A)	L 25-27
2-22	Tulane (A)	L 27-30

SIC Tournament - Atlanta, Ga.

3-3	Duke (N)	L 34-43
-----	----------	---------

**1931 RECORD: 7-8, 4-4**

Coach: Harry Rabenhorst

DATE	OPPONENT	RESULTS
1-10	New Orleans AC (H)	L 35-41
1-13	Miss. College (A)	W 46-34
1-15	Ole Miss (A)	W 26-24
1-16	Ole Miss (A)	L 29-30
1-22	Alabama (H)	L 26-40
1-23	Alabama (H)	L 28-37
1-30	SW Louisiana (H)	L 26-40
1-31	SW Louisiana (H)	L 29-34
2-6	Southern Miss. (H)	W 46-35
2-7	Southern Miss. (H)	W 47-31
2-13	Tulane (A)	L 23-38
2-14	Tulane (A)	W 39-31
2-20	Tulane (H)	W 49-30
2-21	Tulane (H)	W 48-27

SIC Tournament - Atlanta, Ga.

2-23	Maryland (N)	L 34-37
------	--------------	---------

**1932 RECORD: 11-9, 8-8**

Coach: Harry Rabenhorst

DATE	OPPONENT	RESULTS
1-8	SW Louisiana (H)	W 44-23
1-9	SW Louisiana (H)	W 50-35
1-15	Ole Miss (A)	W 37-34
1-16	Ole Miss (A)	L 22-24
1-18	Miss. State (H)	L 28-29
1-19	Miss. State (H)	W 40-15
1-22	Alabama (A)	L 25-34
1-23	Alabama (A)	L 25-37
1-25	Miss. State (A)	W 30-26
1-26	Miss. State (A)	W 33-29
1-29	Ole Miss (H)	W 55-53
1-30	Ole Miss (H)	L 33-35
2-8	Auburn (H)	L 34-48
2-9	Auburn (H)	L 30-34
2-11	Tulane (H)	W 32-25
2-12	Tulane (H)	W 34-22
2-19	Tulane (A)	W 29-26
2-20	Tulane (A)	L 29-33

SIC Tournament - Atlanta, Ga.

2-26	Georgia Tech (A)	W 36-33
2-27	Auburn (N)	L 22-30

**SEC Era**

**1933 RECORD: 15-8, 13-7**

Coach: Harry Rabenhorst

DATE	OPPONENT	RESULTS
1-4	Alabama (H)	W 32-27
1-5	Alabama (H)	L 36-40
1-11	Miss. State (A)	W 32-28
1-12	Miss. State (A)	W 49-26
1-13	Ole Miss (A)	L 37-40
1-14	Ole Miss (A)	L 32-34
1-17	Miss. State (H)	W 45-40
1-18	Miss. State (H)	W 37-33
1-20	Sewanee (A)	W 50-30
1-21	Sewanee (A)	W 57-45
1-23	Vanderbilt (A)	L 34-54
1-24	Vanderbilt (A)	L 26-52

1-25	Auburn (A)	W 26-25
1-26	Auburn (A)	L 24-25
2-10	Tulane (A)	L 31-44
2-11	Tulane (A)	W 46-28
2-13	Ole Miss (H)	W 53-33
2-14	Ole Miss (H)	W 50-33
2-17	Tulane (H)	W 50-38
2-18	Tulane (H)	W 51-37

SIC Tournament - Atlanta, Ga.

2-20	Auburn (N)	W 57-33
2-21	Tennessee (N)	W 55-43
2-22	Kentucky (N)	L 38-51

**1934 RECORD: 13-4, 13-3**

Coach: Harry Rabenhorst

DATE	OPPONENT	RESULTS
1-5	Sewanee (H)	W 80-20
1-6	Sewanee (H)	W 60-9
1-9	Miss. State (A)	L 46-47
1-10	Miss. State (A)	W 48-23
1-12	Alabama (A)	L 33-36
1-13	Alabama (A)	L 29-37
1-19	Tulane (H)	W 29-25
1-20	Tulane (H)	W 48-26
2-5	Auburn (H)	W 40-17
2-6	Auburn (H)	W 38-16
2-8	Miss. State (H)	W 54-39
2-9	Miss. State (H)	W 61-30
2-12	Ole Miss (H)	W 52-33
2-13	Ole Miss (H)	W 49-39
2-16	Tulane (A)	W 43-22
2-17	Tulane (A)	W 36-21

SIC Tournament - Atlanta, Ga.

3-3	Tennessee (N)	L 35-42
-----	---------------	---------

**National Champion SEC Champion**  
**1935 RECORD: 14-1, 12-0**

Coach: Harry Rabenhorst

DATE	OPPONENT	RESULTS
12-18	SW Louisiana (H)	W 54-30
1-7	Alabama (H)	W 34-32
1-8	Alabama (H)	W 47-39
1-19	Rice (A)	L 47-56
2-4	Ole Miss (H)	W 47-32
2-5	Ole Miss (H)	W 47-33
2-8	Tulane (A)	W 34-16
2-9	Tulane (A)	W 35-24
2-13	Miss. State (H)	W 67-32
2-14	Miss. State (H)	W 46-39
2-15	Vanderbilt (H)	W 56-41
2-16	Vanderbilt (H)	W 40-31
2-22	Tulane (H)	W 65-20
2-23	Tulane (H)	W 64-23

American Legion Bowl National Championship

Atlantic City, New Jersey		
4-13	Pittsburgh (N)	W 41-37

**1935-36 RECORD: 10-10, 9-6**

Coach: Harry Rabenhorst

DATE	OPPONENT	RESULTS
12-18	SW Louisiana (H)	W 43-28
12-23	Georgia (H)	W 46-34

Sugar Bowl Classic - New Orleans

1-2	Pittsburgh (N-SBC)	L 47-52
1-10	Alabama (A)	L 25-37
1-11	Alabama (A)	L 34-43
1-13	Miss. State (A)	L 38-49
1-14	Miss. State (A)	W 32-30
1-23	Rice (H)	L 38-42
1-24	Rice (H)	L 30-38
1-31	Ole Miss (H)	W 54-37
2-1	Ole Miss (H)	L 46-51
2-7	Tulane (H)	W 52-27
2-8	Tulane (H)	W 49-26
2-10	Miss. State (H)	W 43-37
2-11	Miss. State (H)	W 45-40
2-14	Ole Miss (A)	L 47-59
2-15	Ole Miss (A)	L 51-69
2-21	Tulane (A)	W 50-30
2-22	Tulane (A)	W 46-22

SIC Tournament - Knoxville, Tenn.

2-28	Alabama (N)	L 30-52
------	-------------	---------

**1936-37 RECORD: 13-7, 7-6**

Coach: Harry Rabenhorst

DATE	OPPONENT	RESULTS
12-16	SW Louisiana (H)	W 44-19
1-6	Alabama (H)	W 43-33
1-7	Alabama (H)	W 47-27
1-8	Rice (A)	W 32-29
1-9	Rice (A)	W 38-37

1-13	Ole Miss (A)	L 47-50
1-14	Ole Miss (A)	L 27-40
1-16	Miss. State (A)	L 36-53
1-20	Louisiana Tech (H)	W 54-24
1-21	Louisiana Tech (H)	W 35-34
2-1	Auburn (A)	L 24-37
2-2	Auburn (A)	W 54-34
2-5	Tulane (H)	W 42-31
2-6	Tulane (H)	W 46-42
2-12	Loyola (NO) (H)	W 46-31
2-15	Miss. State (H)	W 42-41
2-16	Miss. State (H)	L 38-39
2-19	Tulane (A)	W 37-31
2-20	Tulane (A)	L 32-52

SIC Tournament - Knoxville, Tenn.

2-26	Kentucky (N)	L 37-57
------	--------------	---------

**1937-38 RECORD: 10-10, 7-6**

Coach: Harry Rabenhorst

DATE	OPPONENT	RESULTS
12-13	SW Louisiana (H)	W 31-26
12-16	S. California (H)	L 38-54
12-17	S. California (H)	L 26-50
1-7	Rice (H)	L 38-45
1-8	Rice (H)	W 58-38
1-14	Ole Miss (H)	L 48-59
1-15	Ole Miss (H)	L 44-47
1-31	Miss. State (H)	W 38-33
2-1	Miss. State (H)	W 31-22
2-4	Georgia Tech (H)	W 47-35
2-7	Alabama (A)	L 33-41
2-8	Alabama (A)	L 32-33
2-14	Miss. State (A)	W 66-44
2-15	Miss. State (A)	L 46-63
2-18	Tulane (A)	W 44-42
2-19	Tulane (A)	W 31-27
2-25	Tulane (H)	W 42-31
2-26	Tulane (H)	L 39-41

SIC Tournament - Baton Rouge

3-3	Auburn (H)	W 60-34
3-4	Ole Miss (H)	L 41-68

**1938-39 RECORD: 13-7, 10-5**

Coach: Harry Rabenhorst

## 1940-41 RECORD: 9-9, 7-5

**Coach: Harry Rabenhorst**

DATE	OPPONENT	RESULTS
12-10	SW Louisiana (H)	L 30-39
12-16	Bogalusa (H)	W 52-43
	Rice (A)	L 48-60
	Rice (A)	L 33-54
	Baytown (Humble) (A)	W 54-44
1-6	Alabama (H)	W 37-28
1-10	Ole Miss (A)	W 56-32
1-11	Miss. State (A)	L 26-35
1-13	Alabama (A)	L 32-36
2-5	Ole Miss (H)	W 67-39
2-8	Miss. State (H)	W 39-37
2-10	Georgia Tech (A)	W 43-41
2-11	Auburn (A)	L 49-50
2-14	Tulane (H)	L 44-55
2-15	Tulane (H)	L 35-39
2-20	Tulane (A)	W 59-44
2-21	Tulane (A)	W 40-37

**SEC Tournament - Louisville, Ky.**

2-27	Vanderbilt (N)	L 49-63
------	----------------	---------

## 1941-42 RECORD: 8-7, 8-3

**Coach: Harry Rabenhorst**

DATE	OPPONENT	RESULTS
12-12	Rice (H)	L 42-54
12-13	Rice (H)	L 37-50
12-18	Texas A&M (H)	L 41-56
1-6	Ole Miss (A)	W 56-35
1-10	Miss. State (A)	L 41-43
1-12	Alabama (A)	L 28-40
1-17	Ole Miss (H)	L 42-51
1-24	Miss. State (H)	W 51-40
2-6	Georgia Tech (H)	W 54-41
2-12	Tulane (H)	W 51-46
2-13	Tulane (H)	W 50-49
2-17	Auburn (H)	W 63-49
2-19	Tulane (A)	W 48-44
2-20	Tulane (A)	W 31-21

**SEC Tournament - Louisville, Ky.**

2-27	Alabama (N) (ot)	L 31-45
------	------------------	---------

## COACH DALE MOREY 2 SEASONS • 1942-44 28-19 (.596)

## 1942-43 RECORD: 18-4, 11-2

**Coach: Dale Morey**

DATE	OPPONENT	RESULTS
	Harding Field (H)	W 92-42
	Rice (A)	L 26-56
	Rice (A)	W 62-60
	Orange Ind. (A)	W 49-23
	Ole Miss (H)	W 54-34
1-8	Miss. State (H)	L 40-48
	Alabama (A)	W 32-29
	Alabama (A)	W 36-32
	Ole Miss (A)	W 51-39
	Miss. State (A)	W 61-40
	Camp Livingston (H)	W 101-50
	Georgia (A)	W 54-39
	Georgia Navy (A)	W 50-34
	Georgia Tech (A)	L 44-45
	Auburn (A)	W 62-37
2-1	Tulane (A)	W 91-57
2-2	Tulane (A)	W 59-57
2-19	Tulane (H)	W 35-34
2-20	Tulane (H)	W 46-40

**SEC Tournament - Louisville, Ky.**

2-25	Auburn (N)	W 67-38
2-26	Alabama (N)	W 47-41
2-27	Tennessee (N)	L 38-52

## 1943-44 RECORD: 10-15, 0-4

**Coach: Dale Morey**

DATE	OPPONENT	RESULTS
12-20	Harding Field (A)	W 54-29
1-8	Alexandria AB (H)	L 24-28
1-12	Camp Van Dorn (H)	W 51-15
1-14	Houma Navy (H)	W 43-31
1-19	Keesler Field (A)	L 38-56
1-20	Gulfport Field (A)	L 40-44
1-21	Pensacola Navy (A)	L 30-69
1-22	Pensacola Navy (A)	L 37-60
1-26	Harding Field (H)	L 48-50
1-28	Barksdale AFB (H)	L 44-47
2-1	LSU ASTU (H)	W 37-25
2-3	Houma Navy (A)	W 36-27
2-5	Bergstrom Field (H)	W 53-46
2-8	Camp Van Dorn (A)	W 42-38
2-9	Tulane (H)	L 42-43

2-10	Tulane (H)	L 37-38
2-11	Alexandria AB (A)	W 42-29
2-12	Selman Field (A)	L 34-36
2-14	Barksdale AFB (A)	W 46-41
2-16	Tulane (A)	L 39-41
2-17	Tulane (A)	L 44-66
2-19	SW Louisiana (H)	L 40-62
2-21	SW Louisiana (H)	L 37-60
2-25	LSU ASTU (H)	W 65-45

**SEC Tournament - Louisville, Ky.**

3-3	Kentucky (A)	L 28-55
-----	--------------	---------

## COACH JESSE FATHERREE, A. L. SWANSON 1 SEASON • 1944-45 FATHERREE 11-7 (.611) SWANSON 4-2 (.667)

## 1944-45 RECORD: 15-9, 3-3

**Coaches: Jesse Fatherree, A. L. Swanson**

DATE	OPPONENT	RESULTS
	Alexandria AB (A)	L 31-55
1-5	Alexandria AB (H)	L 54-63
1-6	SW Louisiana (H)	W 44-42
1-8	Keesler Field (A)	L 53-60
1-9	Gulfport Navy (A)	L 41-73
1-13	Camp Polk (H)	W 56-44
1-15	Miss. State (A)	L 39-47
1-16	Jackson AFB (A)	W 50-32
1-17	Louisiana Tech (A)	W 43-38
1-20	DuPont-Ethyl (H)	W 82-52
1-24	SW Louisiana (A)	W 59-44
1-29	Miss. State (H)	W 62-27
2-1	Tulane (A)	L 43-45
2-2	Tulane (A)	L 32-44
2-5	Keesler Field (H)	W 60-57
2-7	Louisiana Tech (H)	W 83-56
2-9	Tulane (H)	W 50-44
2-10	Tulane (H)	W 61-55
2-14	Hammond Air Base (A)	W 66-36
2-17	Algiers Navy (H)	W 84-69
2-20	Gulfport Navy (H)	L 62-84
2-23	NW Louisiana (N-Sport)	W 44-40
2-24	NW Louisiana (A)	W 70-34

**SEC Tournament - Louisville, Ky.**

Kentucky (A)	L 37-63
--------------	---------

## COACH HARRY RABENHORST 29 SEASONS • 1926-42, 1945-57 340-264 (.563)

## 1945-46 RECORD: 18-3, 8-0

**Coach: Harry Rabenhorst**

DATE	OPPONENT	RESULTS
12-12	Texas A&M (H)	W 51-50
12-17	Keesler Field (A)	L 58-69
12-18	Keesler Field (A)	W 78-61
12-19	Pensacola Navy (A)	W 66-58
1-4	Selman Field (H)	W 63-50
1-9	Keesler Field (H)	W 56-39
1-11	Miss. State (A)	W 54-30
1-12	Ole Miss (A)	W 53-23
1-14	Alabama (A)	W 48-26
2-1	Navy (NO) (H)	W 58-47
2-4	Ole Miss (H)	W 60-35
2-8	Miss. State (H)	W 73-31
2-11	Louisiana Tech (H)	W 58-43
2-13	Corpus Christi (H)	L 46-51
2-16	Alabama (H)	W 44-30
2-21	Tulane (H)	W 54-45
2-23	Tulane (A)	W 52-36

**SEC Tournament - Louisville, Ky.**

2-28	Tulane (N)	W 74-29
3-1	Ole Miss (N)	W 69-34
3-2	Georgia (N)	W 60-41
3-2	Kentucky (A)	L 36-59

## 1946-47 RECORD: 17-4, 8-2

**Coach: Harry Rabenhorst**

DATE	OPPONENT	RESULTS
12-4	Keesler Field (H)	W 81-48
12-14	Baylor (H)	W 61-34

**At Madison Square Garden**

12-19	St. Francis (N-MSG)	W 62-57
12-21	Canisius (A)	L 50-59

**Sugar Bowl Classic - New Orleans**

12-30	Tulane (A-SBC)	W 54-51
1-4	Rice (H)	W 60-35
1-10	Ole Miss (A)	W 54-43
1-11	Miss. State (A)	W 61-57
1-13	Alabama (A)	L 38-45
1-17	Tulane (A)	L 38-40
1-20	Loyola (NO) (A)	W 44-43

1-29	Vanderbilt (Memphis)	W 62-52
2-3	Ole Miss (H)	W 63-43
2-7	Alabama (H)	W 54-43
2-14	Miss. State (H)	W 64-49
2-15	Auburn (H)	W 74-53
2-21	Tulane (H)	W 55-40
2-24	Loyola (NO) (H)	W 61-47

**SEC Tournament - Louisville, Ky.**

2-27	Ole Miss (N)	W 61-36
2-28	Florida (N)	W 60-45
2-28	Tulane (N)	L 50-63

## 1947-48 RECORD: 8-18, 4-8

**Coach: Harry Rabenhorst**

DATE	OPPONENT	RESULTS
12-4	Spring Hill (H)	W 72-43
12-8	Rice (A)	L 55-58
12-9	Texas (N-Houston)	L 31-50
12-13	Canisius (A)	L 44-59

**At Madison Square Garden**

12-15	Long Island (A-MSG)	L 47-67
-------	---------------------	---------

**Fort Worth Collegiate**

12-29	Texas A&M (N-FWC)	L 44-45
12-30	Hardin-Simm. (N-FWC)	W 62-46
12-31	TCU (A-FWC)	W 52-46

**1-5 Florida (H)**

1-9	Rice (H)	W 43-40
1-10	Georgia Tech (H)	L 40-52
	Tulane (H)	L 42-54

**1-17 Vanderbilt (H)**

1-19	Loyola (NO) (A)	L 42-49
1-24	Auburn (A)	L 48-51
1-26	Georgia Tech (A)	W 54-46
1-27	Alabama (A)	L 43-49
1-31	Miss. State (A)	L 49-53
	Ole Miss (A)	L 37-49
2-13	Miss. State (H)	W 65-40
2-16	Loyola (NO) (H)	L 45-46
2-20	Tulane (A)	L 41-50
2-23	Ole Miss (H)	W 52-50
	Tennessee (H)	L 48-56

**3-1 Alabama (H)**

Kentucky (A)	L 32-37
--------------	---------

**SEC Tournament - Louisville, Ky.**

Kentucky (A)	L 47-63
--------------	---------

## 1948-49 RECORD: 15-10, 7-6

**Coach: Harry Rabenhorst**

DATE	OPPONENT	LSU RANK	OPP RANK	RESULTS
11-28	Keesler Field (H)	NR	NR	W, 85-33
12-3	Texas (H)	NR	NR	L, 45-60
12-4	Rice (N)	NR	NR	L, 39-51
12-10	Keesler Field (A)	NR	NR	W, 95-42
12-11	Florida (A)	NR	NR	W, 52-50
12-13	Spring Hill (A)	NR	NR	W, 49-48
12-17	Texas A&M (H)	NR	NR	W, 58-55
12-21	Louisville (A)	NR	NR	L, 44-79
1-3	Loyola (NO) (A)	NR	NR	W, 56-52
1-8	Georgia Tech (H)	NR	NR	W, 65-59
1-10	Miss. State (H)	NR	NR	W, 64-40
1-14	Tulane (A)	NR	#8	L, 51-71
1-20	Alabama (H)	NR	NR	W, 51-44
1-29	Miss. State (A)	NR	NR	L, 42-48
1-31	Ole Miss (A)	NR	NR	W, 58-48
2-5	Alabama (A)	NR	NR	L, 45-56
2-7	Georgia Tech (A)	NR	NR	W, 72-63
2-12	Ole Miss (H)	NR	NR	W, 49-38
2-14	Loyola (NO) (H)	NR	NR	W, 63-41
2-19	Vanderbilt (A)	NR	NR	L, 51-61
2-21	Tennessee (A)	NR	NR	L, 72-81
2-25	Tulane (H)	NR	#6	L, 45-72

**SEC Tournament - Louisville, Ky.**

3-4	Georgia Tech (N)	NR	NR	W, 55-53
3-4	Vanderbilt (N)	NR	NR	W, 60-56
3-5	Tulane (N)	NR	#7	L, 63-72

## 1949-50 RECORD: 13-12, 5-8

**Coach: Harry Rabenhorst**

DATE	OPPONENT	LSU RANK	OPP RANK	RESULTS
11-25	Keesler Field (H)	NR	NR	W, 62-46
11-29	Pensacola Navy (H)	NR	NR	W, 69-48
12-3	St. Joseph's (Pa.) (A)	NR	NR	L, 59-61

**At Madison Square Garden**

12-6	St. John's (A-MSG)	NR	NR	L, 49-80
12-9	Arkansas (H)	NR	NR	W, 62-46
12-10	Rice (N-Lake Charles)	NR	NR	W, 49-44
12-17	Florida (H)	NR	NR	W, 73-49
12-19	Ole Miss (H)	NR	NR	W, 74-61
12-22	Louisville (A)	NR	NR	L, 65-75
1-4	Loyola (NO) (H)	NR	NR	W, 62-56
1-6	Georgia Tech (H)	NR	NR	W, 63-52

1-9	Loyola (NO) (A)	NR	NR	W, 51-47
1-13	Tulane (H)	NR	NR	L, 70-75
1-20	Alabama (H)	NR	NR	L, 52-60
1-28	Ole Miss (A)	NR	NR	L, 65-75
1-30	Miss. State (A)	NR	NR	L, 41-48
2-4	Auburn (A)	NR	NR	L, 66-70
2-6	Georgia Tech (A)	NR	NR	L, 58-85
2-13	Auburn (H)	NR	NR	W, 76-61
2-17	Miss. State (H)	NR	NR	W, 68-58
2-24	Tulane (A)	NR	NR	L, 71-77
	Tennessee (H)	NR	NR	L, 65-67

## SEC Tournament - Louisville, Ky.

3-2	Florida (N)	NR	NR	W, 66-57
3-3	Auburn (N)	NR	NR	W, 73-45
3-4	Tennessee (N) (ot)	NR	NR	L, 79-81

## 1950-51 RECORD: 10-14, 7-8

**Coach: Harry Rabenhorst**

DATE	OPPONENT	LSU RANK	OPP RANK	RESULTS
12-				



1-5	Vanderbilt (H)	#17	NR	W, 74-61
1-10	Miss. State (A)	#11	NR	W, 75-55
1-12	Ole Miss (A)	#11	NR	W, 67-66
1-16	Loyola (NO) (A)	#14	NR	W, 58-52
1-19	Georgia (A)	#14	NR	W, 55-50
1-26	Tulsa (H)	#14	#11	W, 55-51
1-31	Tennessee (H)	#11	NR	W, 59-59
2-7	Tulane (H)	#10	NR	W, 48-31
2-10	Florida (A)	#8	NR	W, 68-56
2-14	Auburn (A)	#8	NR	W, 65-57
2-16	Pensacola Navy (A)*	#6	NR	W, 71-60
2-21	Georgia Tech (H)	#6	NR	W, 76-52
2-23	Ole Miss (H)	#6	NR	W, 63-48
2-27	Miss. State (H)	#6	NR	W, 82-47
3-6	Tulane (A)	#5	NR	W, 53-52

**NCAA Tournament - Raleigh, N. C.**

3-13	Lebanon Valley (N)	#7	NR	W, 89-76
3-14	Holy Cross (N)	#7	NR	W, 81-73

**NCAA Final Four - Kansas City**

3-17	Indiana (N)	#7	#1	L, 67-80
3-18	Washington (N)	#7	#4	L, 69-88

**SEC Champions  
1953-54 RECORD: 20-5, 14-0**

Coach: Harry Rabenhorst

DATE	OPPONENT	LSU RANK	OPP RANK	RESULTS
12-5	Pensacola Navy (H)*			W, 109-68
12-7	La. College (H)	NR	NR	W, 128-74
12-12	Kansas (H)	#10	#5	W, 68-63
12-15	Texas A&M (H)	#5	NR	W, 77-56
12-19	Wisconsin (H)	#5	NR	L, 66-82
12-21	Northwestern (H)	#5	NR	W, 79-51

**Sugar Bowl Classic - New Orleans**

12-28	Fordham (N-SBC)	#14	#7	W, 65-49
12-29	Holy Cross (N-SBC)	#18	#12	L, 56-66
1-5	Loyola (NO) (H)	NR	NR	W, 69-65
1-8	Georgia (H)	NR	NR	W, 97-62
1-9	Georgia (H)	NR	NR	W, 100-53
1-11	Florida (H)	NR	NR	W, 91-59
1-16	Tennessee (A)	#16	NR	W, 75-62
1-30	Miss. State (H)	#14	NR	W, 65-54
2-1	Ole Miss (H)	#14	NR	W, 53-52
2-6	Tulane (H)	#17	NR	W, 66-47
2-13	Georgia Tech (A)	#17	NR	W, 89-54
2-15	Vanderbilt (A)	#17	NR	W, 82-69
2-20	Auburn (H)	#13	NR	W, 77-59
2-22	Alabama (H)	#13	NR	W, 79-61
2-27	Miss. State (A)	#12	NR	W, 61-57
3-1	Ole Miss (A)	#12	NR	W, 76-53
3-6	Tulane (A)	#7	NR	W, 63-52

**SEC Playoff - Nashville, Tenn.**

3-9	Kentucky (N)	#8	#1	L, 56-63
-----	--------------	----	----	----------

**NCAA Tournament - Iowa City, Iowa**

3-12	Penn State (N)	#8	NR	L, 70-78
3-13	Indiana (N)	#8	#2	L, 62-73

**1954-55 RECORD: 6-18, 3-11**

Coach: Harry Rabenhorst

DATE	OPPONENT	LSU RANK	OPP RANK	RESULTS
12-1	La. College (H)	NR	NR	W, 80-63
12-4	Kentucky (A)	NR	NR	L, 58-74
12-6	Kansas (A)	NR	NR	L, 58-83
12-11	Rice (H)	NR	NR	L, 72-79
12-13	Texas A&M (H)	NR	NR	W, 73-61
12-18	Wisconsin (A)	NR	NR	L, 68-107
12-20	Northwestern (A)	NR	NR	L, 66-83
1-3	North Carolina (H)	NR	NR	W, 84-77
1-8	Georgia (A) (ot)	NR	NR	L, 70-76
1-10	Florida (A)	NR	NR	L, 73-78
1-15	Tennessee (H)	NR	NR	L, 68-76
1-17	Kentucky (H)	NR	#1	L, 62-64
1-20	Texas A&M (A)	NR	NR	L, 47-58
1-29	Miss. State (A)	NR	NR	W, 67-63
1-31	Ole Miss (A)	NR	NR	L, 69-89
2-5	Tulane (H)	NR	NR	L, 57-81
2-7	Loyola (NO) (A)	NR	NR	L, 68-75
2-12	Georgia Tech (H) (ot)	NR	NR	L, 72-79
2-14	Vanderbilt (H)	NR	#20	W, 66-59
2-19	Auburn (A)	NR	NR	L, 71-75
2-21	Alabama (A)	NR	NR	L, 51-71
2-26	Miss. State (H)	NR	NR	L, 80-84
2-28	Ole Miss (H)	NR	NR	W, 68-65
3-4	Tulane (A)	NR	NR	L, 53-82

**1955-56 RECORD: 7-17, 5-9**

Coach: Harry Rabenhorst

DATE	OPPONENT	LSU RANK	OPP RANK	RESULTS
12-1	La. College (H)	NR	NR	L, 79-84
12-3	Kentucky (H)	NR	NR	L, 52-62
12-5	SW College (Tenn.) (H)	NR	NR	W, 72-59

12-10	Texas A&M (A)	NR	NR	L, 59-73
12-12	Rice (A)	NR	NR	L, 60-85
12-17	Loyola (NO) (H)	NR	NR	L, 65-71

**Gator Bowl Tournament - Jacksonville, Fla.**

12-28	Clemson (N-GBT)	NR	NR	L, 95-100
12-29	Georgia (N-GBT)	NR	NR	W, 91-86
1-3	North Carolina (A)	NR	#5	L, 69-95
1-5	Saint Louis (H)	NR	NR	L, 79-110
1-7	Georgia (H)	NR	NR	W, 96-77
1-7	Florida (H)	NR	NR	W, 91-90
1-14	Kentucky (A)	NR	#5	L, 65-107
1-16	Tennessee (A)	NR	NR	L, 82-91
1-30	Tulane (H)	NR	NR	W, 87-66
2-4	Miss. State (H)	NR	NR	L, 78-87
2-6	Ole Miss (H)	NR	NR	W, 100-76
2-11	Vanderbilt (A)	NR	#4	L, 68-107
2-13	Georgia Tech (A)	NR	NR	L, 74-97
2-13	Auburn (H)	NR	NR	L, 71-80
2-13	Alabama (H)	NR	#7	L, 59-77
2-25	Miss. State (A)	NR	NR	W, 79-71
2-27	Ole Miss (A)	NR	NR	L, 70-81
3-2	Tulane (A)	NR	NR	L, 68-81

**1956-57 RECORD: 6-19, 1-13**

Coach: Harry Rabenhorst

DATE	OPPONENT	LSU RANK	OPP RANK	RESULTS
12-3	La. College (H)	NR	NR	W, 89-81
12-6	Birmingham So. (H)	NR	NR	W, 60-59
12-8	Loyola (NO) (H) (ot)	NR	NR	L, 73-77
12-10	Rice (H)	NR	NR	L, 72-87
12-13	SW College (Tenn.) (A)	NR	NR	W, 91-77
12-15	Saint Louis (A)	NR	NR	L, 52-86
12-19	Baylor (H)	NR	NR	W, 84-76
12-22	Loyola (NO) (A)	NR	NR	L, 68-75

**La. Invitational - Shreveport**

12-27	VMI (N-L)	NR	NR	W, 88-67
12-28	Centenary (A-L)	NR	NR	L, 75-83
12-29	NW Louisiana (N-L)	NR	NR	L, 75-103
1-6	Georgia (A)	NR	NR	L, 70-78
1-8	Florida (A)	NR	NR	L, 50-74
1-12	Kentucky (H)	NR	#3	L, 46-51
1-14	Tennessee (H)	NR	#16	W, 62-61
1-18	Tulane (H) (ot)	NR	NR	L, 64-66
2-1	Miss. State (A)	NR	NR	L, 72-81
2-2	Ole Miss (A)	NR	NR	L, 73-79
2-9	Vanderbilt (H)	NR	#18	L, 66-78
2-11	Georgia Tech (H)	NR	NR	L, 60-87
2-16	Auburn (A)	NR	NR	L, 62-99
2-18	Alabama (A)	NR	NR	L, 70-82
2-22	Miss. State (H)	NR	#19	L, 76-94
2-23	Ole Miss (H)	NR	NR	L, 76-83
3-1	Tulane (A)	NR	NR	L, 51-59

**COACH JAY MCCREARY  
8 SEASONS • 1957-65  
82-115 (.416)**

**1957-58 RECORD: 7-18, 3-11**

Coach: Jay McCreary

DATE	OPPONENT	LSU RANK	OPP RANK	RESULTS
12-3	St. Mary's (Texas) (H)	NR	NR	W, 68-61
12-4	La. College (H)	NR	NR	W, 66-62
12-4	Rice (A)	NR	#16	L, 56-81
12-4	Miami (Fla.) (H)	NR	NR	L, 65-73
12-16	Texas Tech (H)	NR	NR	L, 72-79
12-16	Florida St. (H)	NR	NR	W, 67-65

**Carousel Invitational - Charlotte, N. C.**

12-19	Lafayette (N-C)	NR	NR	W, 80-72
12-20	Alabama (N-C)	NR	NR	L, 50-60
12-21	Tennessee (N-C)	NR	NR	L, 62-63
12-23	Loyola (NO) (A)	NR	NR	L, 62-94
12-23	Georgia (H)	NR	NR	L, 56-59
12-23	Florida (H)	NR	NR	L, 57-81
12-23	Kentucky (A)	NR	#9	L, 52-97
12-23	Tennessee (A)	NR	#13	L, 53-75
1-17	Tulane (A)	NR	NR	W, 69-63
1-17	Loyola (NO) (H)	NR	NR	L, 70-82
1-17	Miss. State (H)	NR	#14	L, 54-71
1-17	Ole Miss (H)	NR	NR	L, 63-76
1-17	Vanderbilt (A)	NR	NR	L, 60-78
1-17	Georgia Tech (A)	NR	NR	L, 61-88
2-28	Tulane (A)	NR	NR	W, 67-63
2-28	Auburn (H)	NR	#16	L, 58-76
2-28	Alabama (H)	NR	NR	W, 58-49
2-28	Miss. State (A)	NR	#15	L, 72-95
2-28	Ole Miss (A)	NR	NR	L, 78-85

**1958-59 RECORD: 10-15, 2-12**

Coach: Jay McCreary

DATE	OPPONENT	LSU RANK	OPP RANK	RESULTS
12-4	Birmingham So. (H)	NR	NR	W, 79-72
12-9	Arkansas (N-Sport)	NR	NR	W, 67-58
12-11	La. College (H)	NR	NR	W, 59-53
12-13	Rice (H)	NR	NR	L, 56-64
12-15	Texas (H)	NR	NR	W, 52-47
12-17	Loyola (NO) (H)	NR	NR	W, 78-68
12-19	Texas Tech (A)	NR	NR	L, 60-73
12-27	Florida St. (A)	NR	NR	L, 67-82

**Gator Bowl Tournament - Jacksonville, Fla.**

12-29	Georgia (N-GBT)	NR	NR	W, 63-60
12-30	Ole Miss (N-GBT)	NR	NR	W, 69-55
1-3	Georgia (A)	NR	NR	W, 79-66
1-5	Florida (A)	NR	NR	L, 63-69
1-10	Kentucky (H)	NR	#1	L, 61-76
1-12	Tennessee (H)	NR	#17	L, 58-65
1-16	Tulane (H)	NR	NR	L, 59-69
1-27	Loyola (NO) (A)	NR	NR	W, 70-68
1-31	Miss. State (A)	NR	#11	L, 71-78
2-2	Ole Miss (A)	NR	NR	L, 69-80
2-7	Vanderbilt (H)	NR	NR	L, 57-72
2-9	Georgia Tech (H)	NR	NR	L, 63-64
2-14	Auburn (H)	NR	#4	L, 67-115
2-16	Alabama (A)	NR	NR	L, 84-89
2-21	Miss. State (H)	NR	#5	L, 67-75
2-23	Ole Miss (H)	NR	NR	W, 99-93
2-27	Tulane (A)	NR	NR	L, 65-77

**1959-60 RECORD: 5-18, 3-11**

Coach: Jay McCreary

DATE	OPPONENT	LSU RANK	OPP RANK	RESULTS
12-1	Florida State (H)	NR	NR	W, 89-78
12-4	La. College (H)	NR	NR	W, 73-68
12-10	Loyola (NO) (H) (ot)	NR	NR	L, 65-66
12-12	Rice (A)	NR	NR	L, 57-71
12-14	Texas (A)	NR	NR	L, 67-84
12-18	Texas Tech (H)	NR	NR	L, 65-72

**Gator Bowl Tournament - Jacksonville, Fla.**

12-29	Georgia (N-GBT)	NR	NR	L, 67-79
12-30	Jacksonville (A-GBT)	NR	NR	L, 63-72
1-2	Florida (H)	NR	NR	L, 63-73
1-4	Georgia (H)	NR	NR	W, 81-77
1-9	Kentucky (A)	NR	NR	L, 45-77
1-11	Tennessee (A)	NR	NR	L, 79-103
1-27	Loyola (NO) (A)	NR	NR	L, 64-74
1-30	Miss. State (H)	NR	NR	L, 60-71
2-1	Ole Miss (H)	NR	NR	L, 61-76
2-6	Vanderbilt (A)	NR	NR	L, 68-80
2-8	Georgia Tech (A)	NR	#6	L, 56-76
2-13	Auburn (H)	NR	#17	L, 61-63
2-15	Alabama (H)	NR	NR	W, 66-53
2-20	Miss. State (A)	NR	NR	W, 69-64
2-22	Ole Miss (A)	NR	NR	L, 70-90
2-25	Tulane (H)	NR	NR	L, 58-72
3-2	Tulane (A)	NR	NR	L, 54-64

**1960-61 RECORD: 11-14, 6-8**

Coach: Jay McCreary

DATE	OPPONENT	LSU RANK	OPP RANK	RESULTS
12-1	Loyola (NO) (H)	NR	NR	W, 73-59
12-1	Duke (A) (ot)	NR	#8	L, 74-80
12-1	North Carolina (A)	NR	#5	L, 61-77
12-1	Rice (A)	NR	NR	L, 50-67
12-1	Texas (A)	NR	NR	W, 62-59
12-1	Texas Tech (A) (ot)	NR	NR	W, 73-69
12-1	TCU (A)	NR	NR	W, 68-62
12-1	Louisville (H)	NR	#5	L, 53-72

## 1964-65 RECORD: 12-14, 7-9

Coach: Jay McCreary

DATE	OPPONENT	LSU RANK	OPP RANK	RESULTS
12-1	Loyola (NO) (H)	NR	NR	W, 88-78
12-5	Baylor (H)	NR	NR	L, 72-84
12-7	Texas (H)	NR	NR	W, 83-75
12-12	SMU (A)	NR	NR	L, 75-98

### Evansville (Ind.) Tournament

12-18	Denver (N-ET)	NR	NR	W, 88-82
12-19	Evansville (A-ET)	NR	NR	L, 73-93

### All-College Tournament - Oklahoma City

12-28	Xavier (Ohio) (N-ACT)	NR	NR	L, 87-93
12-29	Rice (N-ACT)	NR	NR	W, 79-63
12-30	Creighton (N-ACT)	NR	NR	L, 79-93
1-2	Georgia (H)	NR	NR	W, 70-69
1-4	Florida (A)	NR	NR	L, 62-102
1-9	Kentucky (H)	NR	NR	L, 66-79
1-11	Tennessee (H)	NR	NR	L, 54-58
1-13	Tulane (H)	NR	NR	W, 79-67
1-30	Miss. State (A)	NR	NR	L, 74-76
2-1	Ole Miss (A)	NR	NR	W, 58-56
2-6	Alabama (H)	NR	NR	W, 67-64
2-8	Vanderbilt (H)	NR	#9	L, 85-96
2-10	Loyola (NO) (A)	NR	NR	W, 89-76
2-13	Auburn (A)	NR	NR	L, 60-101
	Alabama (A)	NR	NR	L, 78-90
2-20	Miss. State (H)	NR	NR	W, 94-76
2-22	Ole Miss (H)	NR	NR	W, 60-56
2-27	Tulane (A)	NR	NR	W, 77-74
3-6	Tennessee (A)	NR	NR	L, 60-83
3-8	Vanderbilt (A)	NR	#5	L, 60-106

## COACH FRANK TRUITT

1 SEASON • 1965-66  
6-20 (.231)

## 1965-66 RECORD: 6-20, 2-14

Coach: Frank Truitt

DATE	OPPONENT	LSU RANK	OPP RANK	RESULTS
12-1	Loyola (NO) (H)	NR	NR	L, 61-72
12-6	Texas (A)	NR	NR	W, 76-66
12-9	Loyola (NO) (A)	NR	NR	W, 88-84
12-10	SMU (H)	NR	NR	W, 91-88
12-15	Houston (A)	NR	NR	L, 87-110
12-16	Rice (A)	NR	NR	W, 85-80
12-23	Stanford (A)	NR	NR	L, 69-91

### Los Angeles Classic

12-27	UCLA (A-LAC)	NR	NR	L, 89-95
12-29	St. John's (N-LAC)	NR	NR	L, 62-102
12-30	Northwestern (N-LAC)	NR	NR	L, 86-92
1-1	Georgia (A)	NR	NR	L, 52-82
1-3	Ole Miss (A)	NR	NR	L, 80-81
1-8	Auburn (H)	NR	NR	L, 66-74
1-10	Miss. State (H)	NR	NR	L, 71-74
1-24	Kentucky (A)	NR	#2	L, 85-111
1-29	Vanderbilt (A)	NR	#4	L, 66-98
1-31	Tennessee (A)	NR	NR	L, 59-87
2-2	Tulane (H)	NR	NR	L, 69-82
2-5	Miss. State (A)	NR	NR	L, 61-66
2-7	Alabama (A)	NR	NR	L, 62-66
2-12	Ole Miss (H)	NR	NR	W, 92-68
2-14	Tennessee (H)	NR	NR	L, 64-74
2-19	Alabama (H)	NR	NR	L, 73-81
2-26	Vanderbilt (H)	NR	#5	L, 84-102
2-28	Florida (H)	NR	NR	W, 86-73
3-5	Tulane (A)	NR	NR	L, 78-86

## COACH PRESS MARAVICH

6 SEASONS • 1966-72  
76-82 (.469)

## 1966-67 RECORD: 3-23, 1-17

Coach: Press Maravich

DATE	OPPONENT	LSU RANK	OPP RANK	RESULTS
12-1	SE Louisiana (H)	NR	NR	L, 88-89
12-3	Tampa (A)	NR	NR	W, 74-72
12-6	Texas (H)	NR	NR	L, 78-114
12-9	Loyola (NO) (A) (2 ot)	NR	NR	L, 86-87
12-14	Tulane (H)	NR	NR	W, 93-83
12-17	Miss. State (A)	NR	NR	L, 84-98
12-19	Ole Miss (A)	NR	NR	L, 67-74

### Poinsettia Classic - Greenville, S.C.

12-29	Clemson (N-PC)	NR	NR	L, 82-92
12-30	Rice (N-PC)	NR	NR	L, 69-88
1-3	Auburn (A)	NR	NR	L, 59-70
1-7	Florida (H)	NR	NR	L, 70-87
1-9	Georgia (H)	NR	NR	W, 87-85
1-12	Tulane (A)	NR	NR	L, 89-99
1-14	Alabama (A) (ot)	NR	NR	L, 74-76
1-28	Kentucky (A)	NR	NR	L, 72-102

1-30	Vanderbilt (A)	NR	#9	L, 77-79
2-4	Kentucky (A)	NR	NR	L, 84-105
2-6	Tennessee (H)	NR	NR	L, 59-76
2-8	Auburn (H)	NR	NR	L, 63-80
2-11	Florida (A)	NR	NR	L, 71-95
2-13	Georgia (A)	NR	NR	L, 65-78
2-18	Alabama (H)	NR	NR	L, 77-86
2-20	Miss. State (H)	NR	NR	L, 64-66
2-25	Ole Miss (H)	NR	NR	L, 77-89
3-4	Tennessee (A)	NR	NR	L, 60-87
3-6	Vanderbilt (A)	NR	#8	L, 66-75

## 1967-68 RECORD: 14-12, 8-10

Coach: Press Maravich

DATE	OPPONENT	LSU RANK	OPP RANK	RESULTS
12-2	Tampa (H)	NR	NR	W, 97-81
12-4	Texas (A)	NR	NR	W, 87-74
12-9	Loyola (NO) (H)	NR	NR	W, 90-56

### Milwaukee Classic

12-15	Wisconsin (A-MC)	NR	NR	L, 94-96
12-16	Florida State (N-MC)	NR	NR	L, 100-130
12-19	Ole Miss (H)	NR	NR	W, 81-68
12-22	Miss. State (H)	NR	NR	W, 111-87
12-30	Alabama (H)	NR	NR	W, 81-70
1-3	Auburn (H)	NR	NR	W, 76-72
1-6	Florida (A)	NR	NR	L, 90-97
1-8	Georgia (A)	NR	NR	W, 79-76
1-11	Tulane (A)	NR	NR	W, 100-91
1-24	Clemson (H)	NR	NR	W, 104-81
1-27	Kentucky (H)	NR	#9	L, 95-121
1-29	Vanderbilt (H)	NR	#7	L, 91-99
2-3	Kentucky (A)	NR	#10	L, 96-109
2-5	Tennessee (H)	NR	#6	L, 67-87
2-7	Auburn (A)	NR	NR	L, 69-74
2-10	Florida (H) (ot)	NR	NR	W, 93-92
2-12	Georgia (H)	NR	NR	L, 73-78
2-17	Alabama (A)	NR	NR	W, 99-89
2-19	Miss. State (A)	NR	NR	W, 94-83
2-21	Tulane (H)	NR	NR	W, 99-92
2-24	Ole Miss (A)	NR	NR	L, 85-87
3-2	Tennessee (A)	NR	NR	L, 71-74
3-4	Vanderbilt (A)	NR	NR	L, 86-115

## 1968-69 RECORD: 13-13, 7-11

Coach: Press Maravich

DATE	OPPONENT	LSU RANK	OPP RANK	RESULTS
12-2	Loyola (NO) (A)	NR	NR	W, 109-82
12-7	Clemson (A)	NR	NR	W, 86-85
12-14	Tulane (H) (2 ot)	NR	NR	L, 99-101
12-18	Florida (H) (ot)	NR	NR	W, 93-89
12-21	Georgia (H)	NR	NR	W, 98-89

### All-College Tournament - Oklahoma City

12-26	Wyoming (N-ACT)	NR	NR	W, 84-78
12-28	Oklahoma City (A-ACT)	NR	NR	W, 101-85
12-30	Duquesne (N-ACT)	NR	NR	W, 94-91
1-4	Alabama (A)	NR	NR	L, 82-85
1-9	Vanderbilt (A)	NR	NR	L, 92-94
1-11	Auburn (A)	NR	NR	L, 71-90
1-25	Kentucky (H)	NR	#5	L, 96-108
1-27	Tennessee (H)	NR	NR	L, 68-81
1-31	Pittsburgh (H)	NR	NR	W, 120-79
2-1	Ole Miss (H) (ot)	NR	NR	L, 81-84
2-3	Miss. State (H)	NR	NR	W, 95-71
2-8	Alabama (H)	NR	NR	W, 81-75
2-10	Tulane (A)	NR	NR	L, 94-110
2-12	Florida (A)	NR	NR	L, 79-95
2-15	Auburn (H)	NR	NR	W, 93-81
2-17	Vanderbilt (H)	NR	NR	L, 83-85
2-22	Kentucky (A)	NR	#6	L, 89-103
2-24	Tennessee (A)	NR	#17	L, 63-87
3-1	Ole Miss (A)	NR	NR	L, 76-78
3-3	Miss. State (A)	NR	NR	W, 99-89
3-8	Georgia (A) (2 ot)	NR	NR	W, 90-80

## NIT Final Four

### 1969-70 RECORD: 22-10, 13-5

Coach: Press Maravich

DATE	OPPONENT	LSU RANK	OPP RANK	RESULTS
12-1	Athletes in Action (H)*			W, 71-68
12-4	Oregon State (H)	NR	NR	W, 94-72
12-9	Loyola (NO) (H)	NR	NR	W, 100-87
12-11	Vanderbilt (H)	NR	NR	W, 109-86
12-13	Tulane (A)	NR	NR	W, 97-91
12-18	S. California (H)	#15	#13	L, 98-101
12-20	Clemson (A)	#15	NR	W, 111-103
12-22	Oregon State (A)	#15	NR	W, 76-68
12-23	UCLA (A)	NR	#2	L, 84-133

### Rainbow Classic - Honolulu, Hawaii

12-27	SUB PAC (A-RC)*			W, 88-80
-------	-----------------	--	--	----------

12-29	St. John's (N-RC)	NR	NR	W, 80-70
12-30	Yale (N-RC)	NR	NR	L, 94-97
1-3	Alabama (H)	NR	NR	W, 90-83
1-10	Auburn (H)	NR	NR	L, 70-79
1-24	Kentucky (A)	NR	#2	L, 96-109
1-26	Tennessee (H)	NR	NR	W, 71-59
1-31	Ole Miss (H)	NR	NR	W, 109-86
2-2	Miss. State (H)	NR	NR	W, 109-91
2-4	Florida (A)	NR	NR	W, 97-75
2-7	Alabama (A)	NR	NR	L, 104-106
2-9	Tulane (H)	NR	NR	W, 127-114
2-11	Florida (H)	NR	NR	W, 94-85
2-14	Vanderbilt (A)	NR	NR	W, 99-89
2-16	Auburn (A)	NR	NR	W, 70-64
2-18	Georgia (H)	NR	NR	W, 88-86
2-21	Kentucky (H)	NR	#2	L, 105-121
2-23	Tennessee (A)	NR	NR	L, 87-88
2-28	Ole Miss (A)	NR	NR	W, 103-90
3-2	Miss. State (A)	NR	NR	W, 97-87
3-7	Georgia (A)	NR	NR	W, 99-88

### NIT - New York City

3-15	Georgetown (N)	NR	NR	W, 83-82
3-17	Oklahoma (N)	NR	NR	W, 97-94
3-19	Marquette (N)	NR	#8	L, 79-101
3-21	Army (N)	NR	NR	L, 68-75

## 1970-71 RECORD: 14-12, 10-8

Coach: Press Maravich

DATE	OPPONENT	LSU RANK	OPP RANK	RESULTS
12-1	Loyola (A)	NR	NR	W, 109-103
12-16	Tulane (H)	NR	NR	W, 94-79
12-18	Florida (H)	NR	NR	W, 87-77
12-21	Georgia (H)	NR	NR	W, 97-76

### All-College Tournament - Oklahoma City

12-26	DePaul (N-ACT)	NR	NR	W, 91-72
12-28	Montana St. (N-ACT)	NR	NR	W, 89-77
12-30	Utah State (N-ACT)	NR	#19	L, 81-97
1-2	S. California (A) (ot)	NR	#4	L, 76-80
1-4	Alabama (A)	NR	NR	L, 87-101
1-7	Baylor (H)	NR	NR	L, 83-90
1-9	Auburn (A)	NR	NR	W, 106-92
1-23	Kentucky (H)	NR	#12	

2-8	Florida (A)	NR	NR	L	76-92
2-10	Vanderbilt (H)	NR	NR	L	74-83
2-15	Miss. State (A)	NR	NR	L	71-79
2-17	Alabama (H)	NR	#7	L	76-80
2-22	Georgia (H) (ot)	NR	NR	W	96-90
2-24	Auburn (A)	NR	NR	L	96-110
3-1	Tennessee (H)	NR	NR	W	94-87
3-8	Ole Miss (A)	NR	NR	W	91-86

## 1975-76 RECORD: 12-14, 5-13

Coach: Dale Brown

DATE	OPPONENT	LSU	OPP	RESULTS
		RANK	RANK	
11-18	Yugoslavia (H)*			W, 100-90

La. Classic - Baton Rouge

11-28	CCNY (H-LC)	NR	NR	W, 109-73
11-29	California (H-LC)	NR	NR	W, 85-68
12-3	Tulane (A)	NR	NR	W, 79-65
12-6	Nevada-Reno (H)	NR	NR	W, 94-74
12-22	Farleigh-Dickinson (H)	NR	NR	W, 93-70
12-23	Cornell (H)	NR	NR	W, 87-71
12-27	Stanford (H)	NR	NR	W, 89-85
12-30	DePaul (H)	NR	NR	L, 67-70
1-3	Auburn (H)	NR	NR	L, 86-102
1-5	Florida (H)	NR	NR	W, 85-79
1-10	Ole Miss (H)	NR	NR	W, 100-75
1-17	Alabama (A)	NR	#11	L, 75-113
1-19	Miss. State (A)	NR	NR	L, 83-90
1-24	Georgia (H)	NR	NR	L, 79-83
1-26	Tennessee (H)	NR	#10	L, 92-105
1-31	Vanderbilt (A)	NR	NR	L, 90-103
2-2	Kentucky (A)	NR	NR	L, 71-85
2-7	Ole Miss (A)	NR	NR	W, 67-57
2-14	Alabama (H)	NR	#11	L, 74-78
2-16	Miss. State (H)	NR	NR	W, 80-69
2-21	Georgia (A)	NR	NR	L, 70-75
2-23	Tennessee (A)	NR	#9	L, 71-80
2-28	Vanderbilt (H)	NR	NR	W, 89-75
3-1	Kentucky (H)	NR	NR	L, 70-85
3-6	Auburn (A)	NR	NR	L, 80-90
3-8	Florida (A)	NR	NR	L, 81-94

## 1976-77 RECORD: 15-12, 8-10

Coach: Dale Brown

DATE	OPPONENT	LSU	OPP	RESULTS
		RANK	RANK	
11-19	Athletes in Action (H)*			L, 53-76

11-26	Tulane (H)	NR	NR	W, 94-85
12-4	S. California (H)	NR	NR	W, 87-76
12-6	Samford (H)	NR	NR	W, 100-89
12-8	Niagara (H)	NR	NR	W, 82-68
12-17	Oklahoma City (H)	NR	NR	W, 89-77
12-20	Pacific (A)	NR	NR	L, 76-89
12-22	California (A)	NR	NR	W, 69-67
12-27	Montana St. (H)	NR	NR	W, 101-80
12-28	Villanova (H)	NR	NR	L, 68-76
1-3	Ole Miss (H)	NR	NR	W, 75-68
1-8	Alabama (A)	NR	#4	L, 77-80
1-12	Miss. State (A)	NR	NR	L, 77-80
1-15	Tennessee (H)	NR	NR	L, 102-108
1-17	Georgia (H)	NR	NR	W, 97-77
1-22	Kentucky (A)	NR	#6	L, 72-87
1-24	Vanderbilt (A)	NR	#20	L, 67-78
1-29	Auburn (H)	NR	NR	W, 77-73
1-31	Florida (H)	NR	NR	L, 68-83
2-5	Alabama (H) (ot)	NR	#8	L, 70-77
2-7	Miss. State (H)	NR	NR	W, 71-66
2-12	Tennessee (A)	NR	#11	L, 64-91
2-14	Georgia (A)	NR	NR	W, 75-69
2-19	Kentucky (H)	NR	#2	L, 76-90
2-21	Vanderbilt (H)	NR	NR	W, 95-74
2-26	Auburn (A)	NR	NR	W, 86-76
2-28	Florida (A)	NR	NR	W, 79-74
3-5	Ole Miss (A)	NR	NR	L, 68-90

## 1977-78 RECORD: 18-9, 12-6

Coach: Dale Brown

DATE	OPPONENT	LSU	OPP	RESULTS
		RANK	RANK	
11-15	Soviet Union (H)*(2 ot)			W, 99-96

11-28	New Orleans (H)	NR	NR	L, 69-73
11-30	Washington State (H)	NR	NR	W, 83-58
12-3	Oral Roberts (A)	NR	NR	W, 68-60
12-5	Texas (A)	NR	NR	L, 66-82
12-7	Tulane (H)	NR	NR	W, 120-88
12-18	Tulane (A)	NR	NR	W, 83-74
12-21	DePaul (H)	NR	NR	W, 68-67
12-22	Rice (H)	NR	NR	W, 97-68
12-29	Arkansas (H)	NR	#3	L, 62-67
1-2	Miss. State (A) (ot)	NR	NR	L, 82-84
1-4	Alabama (A)	NR	NR	L, 67-70
1-7	Georgia (H)	NR	NR	W, 96-78

1-9	Tennessee (H)	NR	NR	W, 121-87
1-14	Kentucky (A)	NR	#1	L, 76-96
1-16	Vanderbilt (A)	NR	NR	W, 77-55
1-21	Florida (H)	NR	NR	L, 70-74
1-23	Auburn (H)	NR	NR	W, 90-79
1-28	Ole Miss (A)	NR	NR	W, 74-61
2-4	Georgia (A)	NR	NR	W, 89-68
2-6	Tennessee (A)	NR	NR	W, 101-86
2-11	Kentucky (H) (ot)	NR	#1	W, 95-94
2-13	Vanderbilt (H)	NR	NR	W, 80-73
2-18	Florida (A)	NR	NR	L, 72-73
2-20	Auburn (A) (ot)	NR	NR	W, 101-95
2-25	Ole Miss (H)	NR	NR	W, 94-75
3-4	Miss. State (H)	NR	NR	L, 67-68
3-6	Alabama (H)	NR	NR	W, 103-85

## SEC Champions 1978-79 RECORD: 23-6, 14-4

Coach: Dale Brown

DATE	OPPONENT	LSU	OPP	RESULTS
		RANK	RANK	
11-3	Australia (H)*			W, 90-65

11-24	St. Francis (H)	#14	NR	W, 112-81
11-27	UNO (A)	#14	NR	W, 64-42
12-1	Oral Roberts (H)	#11	NR	W, 91-75
12-4	Tulane (H)	#11	NR	W, 109-85
12-9	Tulane (A)	#12	NR	W, 98-88
12-18	Montana St. (H)	#11	NR	W, 99-89

At Madison Square Garden

12-21	Army (N-MSG)	#10	NR	W, 83-77
12-29	Colgate (H)	#7	NR	W, 100-73
1-3	Georgia (H)	#7	NR	W, 97-75
1-6	Kentucky (A)	#7	#9	W, 93-89
1-8	Vanderbilt (A)	#7	NR	L, 87-88
1-10	Alabama (A)	#5	NR	L, 76-90
1-13	Florida (H)	#5	NR	W, 80-72
1-15	Auburn (H)	#5	NR	W, 94-82
1-20	Ole Miss (A) (ot)	#9	NR	W, 70-69
1-24	Tennessee (H)	#9	NR	W, 77-75
1-27	Georgia (A)	#9	NR	L, 88-93
1-29	Tennessee (A)	#9	NR	W, 84-78
2-3	Kentucky (H)	#9	NR	W, 70-61
2-5	Vanderbilt (H)	#9	#16	W, 92-71
2-8	Miss. State (A)	#8	NR	W, 52-48
2-10	Florida (A) (ot)	#8	NR	W, 88-82
2-12	Auburn (A)	#8	NR	W, 78-68
2-17	Ole Miss (H)	#6	NR	W, 67-62
2-22	Alabama (H)	#5	NR	W, 86-66
2-24	Miss. State (H)	#5	NR	L, 57-65

SEC Tournament - Birmingham, Ala.

3-2	Kentucky (N)	#8	NR	L, 67-80
-----	--------------	----	----	----------

NCAA Tournament - Bloomington, Ind.

3-10	Appalachian St. (N)	#9	NR	W, 71-57
------	---------------------	----	----	----------

NCAA Tournament - Indianapolis, Ind.

3-16	Michigan St. (N)	#7	#3	L, 71-87
------	------------------	----	----	----------

## SEC Tournament Champions 1979-80 RECORD: 26-6, 14-4

Coach: Dale Brown

DATE	OPPONENT	LSU	OPP	RESULTS
		RANK	RANK	
11-13	Yugoslavia (H)*			W, 82-79

12-1	Florida (H)	#7	NR	W, 112-81
12-3	UNO (H)	#7	NR	W, 104-78
12-5	Tulane (A)	#6	NR	W, 80-79
12-15	Maine (H)	#6	NR	W, 103-81
12-20	Arkansas (A-Little Rock)	#7	#20	W, 56-55
12-22	Tulane (H)	#7	NR	W, 95-85
12-28	Boston U. (H)	#5	NR	W, 92-72
12-29	Delaware (H)	#5	NR	W, 92-64
1-2	Vanderbilt (A)	#4	NR	L, 66-77
1-5	Miss. State (H)	#4	NR	W, 80-58
1-7	Alabama (H)	#4	NR	L, 56-57
1-12	Georgia (A)	#6	NR	L, 72-73
1-16	Auburn (H)	#14	NR	W, 93-82
1-19	Tennessee (A)	#14	NR	W, 75-74
1-20	DePaul (A)	#14	#1	L, 75-78
1-23	Ole Miss (H)	#11	NR	W, 72-66
1-26	Florida (A)	#11	NR	W, 66-58
1-28	Kentucky (A)	#11	#5	W, 65-60
1-30	Vanderbilt (H)	#10	NR	W, 83-81
2-2	Miss. State (A)	#10	NR	W, 75-63
2-6	Alabama (A) (ot)	#7	NR	W, 68-66
2-9	Georgia (H)	#7	NR	W, 96-77
2-13	Auburn (A)	#6	NR	W, 50-44
2-16	Tennessee (H)	#6	NR	W, 73-66
2-21	Ole Miss (A)	#5	NR	W, 77-74
2-24	Kentucky (H) (ot)	#5	#3	L, 74-76

SEC Tournament - Birmingham, Ala.

2-28	Florida (N)	#5	NR	W, 95-82
2-29	Alabama (N)	#5	NR	W, 73-66

3-1	Kentucky (N)	#5	#2	W, 80-78
-----	--------------	----	----	----------

NCAA Tournament - Denton, Texas

3-9	Alcorn State (N)	#3	NR	W, 98-88
-----	------------------	----	----	----------

NCAA Regional - Houston, Texas

3-14	Missouri (N)	#3	#16	W, 68-63
3-16	Louisville (N)	#3	#3	L, 66-86

## SEC Champions NCAA Final Four 1980-81 RECORD: 31-5, 17-1

Coach: Dale Brown

DATE	OPPONENT	LSU	OPP	RESULTS
		RANK	RANK	
11-13	Airliners (H)*			W, 91-87

Great Alaskan Shootout

11-28	Colgate (N-GAS)	#12	NR	W, 79-61
11-29	Arkansas (N-GAS)	#12	#20	L, 76-86
11-30	Georgetown (N-GAS)	#12	#16	W, 76-67
12-6	Tulane (H)	#15	NR	W, 119-81
12-13	Nevada-Las Vegas (H)	#11	NR	W, 87-73
12-18	UNO (A)	#10	NR	W, 96-66
12-20	Tulane (A)	#10	NR	W, 86-72
12-22	Xavier (H)	#10	NR	W, 78-62
12-29	UNC-Wilmington (H)	#10	NR	W, 100-68
12-30	St. Francis (H)	#10	NR	W, 91-65
1-3	Florida (A)	#10	NR	W, 92-66
1-7	Vanderbilt (H)	#9	NR	W, 77-61
1-10	Miss. State (A)	#9	NR	W, 81-69
1-14	Alabama (A)	#6	NR	W, 59-56
1-17	Georgia (H)	#6	NR	W, 78-65
1-19	Kentucky (H)	#6	#3	W, 81-67
1-21	Auburn (A)	#5	NR	W, 74-64
1-24	Tennessee (H)	#5	NR	W, 80-63
1-28	Ole Miss (A)	#4	NR	W, 63-59
1-31	Florida (H)	#4	NR	W, 92-75
2-4	Vanderbilt (A)	#4	NR	W, 86-81
2-7	Miss. State (H)	#4	NR	W, 94-89
2-11	Alabama (H)	#4	NR	W, 70-57
2-14	Georgia (A)	#4	NR	W, 64-62
2-18	Auburn (H)	#4	NR	W, 58-47
2-21	Tennessee (A)	#4	#8	W, 66-65
2-22	Texas A&M (H)	#4	NR	W, 67-57
2-25	Ole Miss (H)	#2	NR	W, 74-67
3-1	Kentucky (A)	#2	#9	L, 71-73

SEC Tournament - Birmingham, Ala.

3-5	Florida (N)	#3	NR	W, 85-73
3-6	Georgia (N)	#3	NR	L, 60-68

NCAA Tournament - Austin, Texas

3-14	Lamar (N)	#4	NR	W, 100-78
------	-----------	----	----	-----------

NCAA Regional - New Orleans, La.

3-20	Arkansas (N)	#4	#20	W, 72-56
3-22	Wichita State (N)	#4	NR	W, 96-85

NCAA Final Four - Philadelphia, Pa.

3-28	Indiana (N)	#4	#9	L, 49-67
3-30	Virginia (N)	#4	#5	L, 74-78

## 1981-82 RECORD: 14-14, 11-7

Coach: Dale Brown

DATE	OPPONENT	LSU	OPP	RESULTS
		RANK	RANK	
11-19	Airliners (H)*			W, 76-71



12-30	Alabama (H)	#18	NR	W, 63-61
1-2	Georgia (A)	#14	NR	W, 79-74
1-5	Miss. State (A)	#14	NR	L, 69-83
1-9	Alabama (A)	NR	NR	L, 67-89
1-12	Tennessee (H)	NR	NR	W, 75-65
1-17	Ole Miss (A)	NR	NR	L, 65-68
1-19	Vanderbilt (A)	NR	NR	W, 69-68
1-23	Florida (H)	NR	NR	W, 86-68
1-26	Auburn (H)	NR	NR	W, 80-62
1-31	Kentucky (A)	NR	NR	L, 43-53
2-2	Georgia (H)	NR	NR	L, 58-59
2-6	Miss. State (H)	NR	NR	W, 80-65
2-10	North Carolina (H)	NR	#15	L, 70-75
2-14	Tennessee (A)	NR	NR	W, 87-82
2-16	Syracuse (A)	NR	#8	L, 64-76
2-20	Vanderbilt (H)	NR	NR	W, 64-55
2-23	Florida (A)	NR	NR	W, 61-59
2-27	Auburn (A)	NR	NR	W, 78-73
3-2	Kentucky (H)	NR	NR	W, 67-61

**SEC Tournament - Birmingham, Ala.**

3-7	Auburn (N)	#19	NR	L, 55-58
-----	------------	-----	----	----------

**NCAA Tournament - Dayton, Ohio**

3-15	Navy (N)	#20	NR	L, 55-78
------	----------	-----	----	----------

## NCAA Final Four 1985-86 RECORD: 26-12, 9-9

**Coach: Dale Brown**

DATE	OPPONENT	LSU RANK	OPP RANK	RESULTS
11-15	Brewster Heights (H)*			W, 131-82
11-22	Montana State (H)	#14	NR	W, 84-59
11-27	Washington (A)	#12	NR	W, 70-61
11-30	BYU-Hawaii (A)	#12	NR	W, 89-71
12-1	Hawaii-Pacific (A)	#12	NR	W, 101-89
12-2	Hawaii-Loa (A)	#12	NR	W, 77-68
12-3	Hawaii-Hilo (A)	#11	NR	W, 70-61
12-14	Hardin-Simmons (H)	#11	NR	W, 87-71
12-16	Lamar (A)	#11	NR	W, 74-57
12-17	Texas (A)	#9	NR	W, 72-65

**LSU Invitational**

12-20	SE Louisiana (H-LSU)	#9	NR	W, 82-61
12-21	Southern (H-LSU)	#9	NR	W, 91-83
12-30	Oral Roberts (H)	#9	NR	W, 82-64
1-2	Georgia (H)	#8	NR	W, 85-73
1-4	Miss. State (H)	#8	NR	W, 90-74
1-9	Alabama (A)	#8	NR	L, 67-83
1-11	Tennessee (A)	#8	NR	L, 77-88
1-13	Ole Miss (H)	#8	NR	W, 86-68
1-18	Vanderbilt (H)	#14	NR	W, 84-67
1-22	Florida (A)	#14	NR	L, 65-74
1-29	Kentucky (H)	#17	#8	L, 52-54
2-1	Georgia (A)	#17	NR	L, 76-92
2-2	Georgetown (A)	#17	#12	L, 72-74
2-4	Auburn (A)	NR	NR	W, 63-61
2-5	Miss. State (A)	NR	NR	W, 68-62
2-9	Alabama (H)	NR	#20	L, 71-80
2-12	Tennessee (H)	NR	NR	W, 75-50
2-15	Ole Miss (A)	NR	NR	L, 57-58
2-20	Vanderbilt (A)	NR	NR	W, 74-68
2-22	Florida (H)	NR	NR	W, 80-69
2-26	Auburn (H)	NR	NR	L, 86-92
3-1	Kentucky (A)	NR	#5	L, 57-68

**SEC Tournament - Lexington, Ky.**

3-6	Florida (N)	NR	NR	W, 72-66
3-7	Kentucky (A)	NR	#4	L, 58-61

**NCAA Tournament - Baton Rouge**

3-13	Purdue (H) (2 OT)	NR	NR	W, 94-87
3-15	Memphis State (H)	NR	#12	W, 83-81

**NCAA SE Regional - Atlanta**

3-20	Georgia Tech (A)	NR	#6	W, 70-64
3-22	Kentucky (N)	NR	#3	W, 59-57

**NCAA Final Four - Dallas**

3-29	Louisville (N)	NR	#7	L, 77-88
------	----------------	----	----	----------

## 1986-87 RECORD: 24-15, 8-10

**Coach: Dale Brown**

DATE	OPPONENT	LSU RANK	OPP RANK	RESULTS
11-14	Continental (H)*			W, 86-76

**Pre-Season NIT**

11-21	TCU (H-NIT)	NR	NR	L, 74-83
12-4	Arkansas State (H)	NR	NR	W, 73-61
12-6	McNeese State (A)	NR	NR	W, 77-62
12-14	Georgia Tech (H)	NR	#16	W, 52-44
12-16	Florida (A)	NR	NR	L, 75-96

**LSU Invitational**

12-19	Hardin-Simm. (H-LSU)	NR	NR	W, 77-71
12-20	New Orleans (H-LSU)	NR	NR	L, 71-82
12-22	Vanderbilt (H)	NR	NR	L, 61-63
12-29	W. Virginia St. (N)	NR	NR	W, 93-76
12-30	Illinois-Chicago (N)	NR	NR	W, 117-84
12-31	BYU-Hawaii (A)	NR	NR	W, 85-70
1-1	Denison (N)	NR	NR	W, 99-45

1-5	Ole Miss (A)	NR	NR	L, 63-73
1-8	Tennessee (A)	NR	NR	W, 79-78
1-10	Georgia (H) (ot)	NR	NR	L, 63-64
1-12	Oklahoma (A)	NR	#11	L, 85-94
1-15	Alabama (A)	NR	#15	L, 65-69
1-18	Kentucky (A)	NR	NR	W, 76-41
1-21	Florida (H)	NR	NR	L, 51-75
1-24	W. Kentucky (H)	NR	NR	W, 67-62
1-25	Miss. State (A)	NR	NR	W, 52-50
1-28	Auburn (H)	NR	#18	W, 75-73
1-31	Vanderbilt (A)	NR	NR	L, 65-66
2-4	Ole Miss (H) (ot)	NR	NR	W, 82-75
2-7	Tennessee (H)	NR	NR	W, 60-58
2-9	N. Arizona (H)	NR	NR	W, 70-58
2-11	Georgia (A)	NR	NR	L, 57-63
2-14	Alabama (H)	NR	#14	L, 52-60
2-21	Kentucky (H)	NR	NR	W, 65-52
2-25	Miss. State (H)	NR	NR	W, 55-46
3-1	Auburn (A)	NR	NR	L, 62-100

**SEC Tournament - Atlanta, Ga.**

3-5	Miss. State (N)	NR	NR	W, 68-54
3-6	Florida (N)	NR	NR	W, 72-66
3-7	Georgia (N) (2 ot)	NR	NR	W, 89-88
3-8	Alabama (N)	NR	#9	L, 62-69

**NCAA Tournament - Rosemont, Ill.**

3-15	Georgia Tech (N)	NR	NR	W, 85-79
3-17	Temple (N)	NR	#8	W, 72-62

**NCAA Regional - Cincinnati**

3-20	DePaul (N)	NR	#5	W, 63-58
3-22	Indiana (N)	NR	#3	L, 76-77

## 1987-88 RECORD: 16-14, 10-8

**Coach: Dale Brown**

DATE	OPPONENT	LSU RANK	OPP RANK	RESULTS
11-27	Brewster Heights (H)*			W, 123-97

**LSU Invitational**

12-4	Nicholls State (H-LSU)	NR	NR	W, 86-62
12-5	Southern (H-LSU)	NR	NR	W, 98-77
12-12	Maryland (H)	NR	NR	W, 55-54
12-16	Georgia Tech (A)	NR	NR	L, 70-87
12-19	Arkansas State (A)	NR	NR	L, 52-66
12-22	SW Texas State (H)	NR	NR	W, 93-74

**UNLV/Bud Light Classic**

12-28	N. Iowa (N-UNLV)	NR	NR	L, 80-90
12-29	UNLV (A-UNLV)	NR	NR	L, 59-78
1-6	Vanderbilt (A)	NR	NR	W, 51-39
1-9	Ole Miss (A) (ot)	NR	NR	W, 69-61
1-11	Oklahoma (H-N.O.)	NR	#8	W, 84-77
1-13	Tennessee (A)	NR	NR	L, 52-51
1-16	Georgia (A)	NR	NR	L, 50-59
1-20	Alabama (H)	NR	NR	W, 67-52
1-23	Kentucky (H)	NR	#4	L, 61-76
1-27	Florida (A)	NR	#14	L, 50-61
1-30	Miss. State (H)	NR	NR	L, 47-49
2-3	Auburn (A)	NR	NR	W, 78-69
2-6	Vanderbilt (H)	NR	NR	W, 94-79
2-10	Ole Miss (H)	NR	NR	W, 78-57
2-13	Tennessee (H)	NR	NR	W, 92-73
2-17	Georgia (H)	NR	NR	W, 63-62
2-20	Alabama (A)	NR	NR	L, 59-72
2-24	Kentucky (A)	NR	#12	L, 65-92
3-2	Miss. State (A)	NR	NR	L, 60-62
3-5	Auburn (H)	NR	NR	L, 80-89
3-6	Florida (H)	NR	NR	W, 86-69

**SEC Tournament - Baton Rouge**

3-11	Vanderbilt (H)	NR	NR	W, 87-80
3-12	Kentucky (H)	NR	#6	L, 80-86

**NCAA Tournament - Hartford, Conn.**

3-18	Georgetown (N)	NR	NR	L, 63-66
------	----------------	----	----	----------

## 1988-89 RECORD: 20-12, 11-7

**Coach: Dale Brown**

DATE	OPPONENT	LSU RANK	OPP RANK	RESULTS
11-11	Brewster Heights (H)*			W, 103-94
11-20	Yugoslavia (H)*			L, 84-92
11-25	Marist College (H)	NR	NR	W, 94-58
11-30	Oral Roberts (H)	NR	NR	L, 96-100
12-6	Louisiana Tech (H) (ot)	NR	NR	L, 109-111
12-8	McNeese State (H)	NR	NR	W, 91-89
12-10	Florida (A)	NR	NR	W, 111-101
12-20	Tennessee-Martin (H)	NR	NR	W, 128-89
12-22	Illinois (H)	NR	#5	L, 100-127

**Chaminade Classic - Honolulu**

12-28	Morehead St. (N-CC)	NR	NR	W, 101-88
12-29	Chaminade (A-CC)	NR	NR	W, 94-79
12-30	Nebraska (N-CC)	NR	NR	W, 90-87
1-2	Maryland (A)	NR	NR	W, 79-77
1-4	Miss. State (H)	NR	NR	L, 84-87
1-7	Auburn (H)	NR	NR	W, 104-77
1-11	Tennessee (A)	NR	#17	L, 96-100
1-14	Kentucky (A)	NR	NR	W, 64-62

1-18	Vanderbilt (H)	NR	NR	W, 85-84
1-21	Alabama (H)	NR	NR	W, 80-76
1-25	Georgia (A)	NR	NR	W, 80-79
1-28	Georgetown (H-N.O.)	NR	#2	W, 82-80
2-1	Ole Miss (H)	NR	NR	W, 105-75
2-4	Miss. State (A)	NR	NR	L, 79-96
2-8	Auburn (A)	#19	NR	W, 104-91
2-11	Tennessee (H)	#19	NR	W, 122-106
2-15	Kentucky (H)	NR	NR	W, 99-80
2-18	Vanderbilt (A)	NR	NR	L, 74-108
2-20	Georgia (H)	NR	NR	W, 97-83
2-22	Alabama (A)	#20	NR	L, 72-87
2-25	Nevada-Las Vegas (H) #20	#18	NR	W, 88-87
3-1	Florida (H)	NR	NR	L, 95-104
3-4	Ole Miss (A) (ot)	NR	NR	L, 112-113

**SEC Tournament - Knoxville, Tenn.**

3-10	Tennessee (A)	NR	NR	L, 77-95
------	---------------	----	----	----------

**NCAA Tournament - Tucson, Arizona**

3-17	Texas-El Paso (N)	NR	NR	L, 74-85
------	-------------------	----	----	----------

## 1989-90 RECORD: 23-9, 12-6

**Coach: Dale Brown**

DATE	OPPONENT	LSU RANK	OPP RANK	RESULTS
11-8	Athletes in Action (H)*			W, 111-79
11-10	Russia (H)*			W, 114-109

**Pre-Season NIT**

11-15	S. Mississippi (H-NIT)	#2	NR	W, 91-80
11-17	Kansas (H-NIT)	#2	NR	L, 83-89
12-2	McNeese State (H)	#9	NR	W, 85-49
12-4	Lamar (H)	#9	NR	W, 116-76
12-8	Cal. State L.A. (H)	#9	NR	W, 82-57
12-20	Northwestern St. (H)	#8	NR	W, 73-63
12-30	Hardin-Simmons (H)	#9	NR	W, 100-66
1-2	Texas (N-Houston)	#11	NR	W, 124-113
1-4	Miss. State (A) (ot)	#11	NR	L, 80-87
1-6	Auburn (A)	#11	NR	W, 77-70
1-8	Tennessee (H)	#11	NR	W, 111-94
1-13	Kentucky (H)	#14	NR	W, 94-81
1-16	Vanderbilt (H)	#13	NR	W, 101-72
1-20	Notre Dame (H-N.O.)	#13	NR	W, 87-64
1-21	Alabama (A)	#13	#24	L, 55-70
1-24	Georgia (H)	#16	NR	L, 92-94
1-27	Florida (H)	#16	NR	W, 70-52
1-28	Nevada-Las Vegas (H) #16	#5	NR	W, 107-105
1-31	Ole Miss (A)	#14	NR	W, 79-77
2-3	Loyola Mary. (H) (ot)	#14	#20	W, 148-141
2-5	Miss. State (H)	#14	NR	W, 86-68
2-7	Auburn (H)	#11	NR	W, 82-71
2-10	Tennessee (A)	#11	NR	W, 119-113
2-15	Kentucky (A)	#9	NR	L, 95-100
2-18	Vanderbilt (A)	#9	NR	W, 121-108
2-21	Alabama (H)	#12	NR	W, 75-69
2-25	Georgia (A)	#12	NR	L, 85-86
2-27	Florida (A)	#15	NR	L, 63-76
3-3	Ole Miss (H)	#15	NR	W, 103-94

**SEC Tournament - Orlando, Fla.**

3-9	Auburn (N-SEC)	#16	NR	L, 76-78
-----	----------------	-----	----	----------

**NCAA Tournament - Knoxville, Tenn.**

3-15	Villanova (N-NCAA)	#19	NR	W, 70-63
3-17	Georgia Tech (N-NCAA)	#19	NR	L, 91-94

## SEC Champions 1990-91 RECORD: 20-10, 13-5

**Coach: Dale Brown**

DATE	OPPONENT	LSU RANK	OPP RANK	RESULTS
11-16	Newcastle (H)*			W, 111-91

**Tipoff Classic - Springfield, Mass.**

11-24	Villanova (N-TC)	#14	NR	L, 91-93
11-26	SE Louisiana (H)	#14	NR	W, 117-68
11-30	Texas (H)	#20	#22	W, 101-87
12-7	Chapman (H)	#18	NR	

## 1993-94 RECORD: 11-16, 5-11

Coach: Dale Brown

DATE	OPPONENT	LSU RANK	OPP RANK	RESULTS
11-19	Dinamo Moscow (H)*			L, 85-87
11-22	High Five America (H)*			W, 101-87
11-26	Texas (H)	NR	NR	W, 86-66
12-4	Nicholls St. (H) (ot)	NR	NR	W, 95-90
12-11	Okl. St. (H-N. O.)	NR	#15	W, 71-68
12-16	McNeese St. (H)	#25	NR	W, 93-72
12-18	UCLA (A)	#25	#9	L, 80-100
12-21	Southeastern La. (H)	NR	NR	W, 96-62
12-28	Winthrop (H)	NR	NR	W, 100-71
12-30	Radford (H)	NR	NR	L, 72-73
1-5	Florida (A)	NR	NR	L, 73-74
1-8	Auburn (H)	NR	NR	W, 83-72
1-11	Arkansas (A)	NR	#4	L, 83-84
1-15	Vanderbilt (A)	NR	#24	W, 83-81
1-19	Alabama (H)	NR	NR	L, 67-71
1-22	N. Carolina (H-N. O.)	NR	#4	L, 65-88
1-26	Mississippi St. (H)	NR	NR	L, 52-66
1-29	Ole Miss (H)	NR	NR	W, 90-66
2-2	South Carolina (A)	NR	NR	W, 77-71
2-5	Tennessee (H)	NR	NR	W, 84-83
2-8	Alabama (A)	NR	NR	L, 66-75
2-12	Auburn (A)	NR	NR	L, 83-111
2-15	Kentucky (H)	NR	#11	L, 95-99
2-19	Georgia (H)	NR	NR	L, 84-100
2-23	Louisville (A)	NR	#13	L, 64-82
2-26	Mississippi St. (A)	NR	NR	L, 66-86
3-2	Arkansas (H) (ot)	NR	#1	L, 105-108
3-5	Ole Miss (A)	NR	NR	L, 78-93

SEC Tournament - Memphis, Tenn.

3-10	Georgia (N)	NR	NR	L, 70-83
------	-------------	----	----	----------

## 1994-95 RECORD: 12-15, 6-10

Coach: Dale Brown

DATE	OPPONENT	LSU RANK	OPP RANK	RESULTS
11-11	High Five America (H)*			W, 83-73
11-18	Victorian All-Stars (H)*			W, 94-90
11-25	Southeastern La. (H)	NR	NR	W, 106-80
11-29	McNeese State (H)	NR	NR	W, 86-71
12-3	George Mason (H)	NR	NR	W, 127-104
12-6	Troy State (H)	NR	NR	W, 113-78
12-17	UCLA (H)	NR	#2	L, 72-92
12-20	Oklahoma St. (A-Tulsa)	NR	NR	L, 67-111
12-22	Coppin State (H)	NR	NR	L, 66-69
12-28	Georgia State (H)	NR	NR	W, 105-70
12-30	Md-Baltimore Co. (H)	NR	NR	W, 88-67
1-3	Florida (H)	NR	#13	W, 70-66
1-7	Texas (A)	NR	NR	L, 71-80
1-11	Auburn (A)	NR	NR	W, 76-73
1-17	Alabama (A)	NR	NR	W, 74-61
1-21	Ole Miss (H) (ot)	NR	NR	W, 87-81
1-25	Miss. State (A)	NR	NR	L, 60-73
1-28	Vanderbilt (H)	NR	NR	L, 58-66
1-31	Arkansas (A)	NR	#8	L, 81-105
2-4	Tennessee (A)	NR	NR	W, 56-52
2-8	Miss. State (H)	NR	#21	L, 61-67
2-11	Alabama (H)	NR	#18	L, 66-74
2-15	Ole Miss (A)	NR	NR	L, 90-102
2-18	Georgia (A)	NR	NR	L, 89-98
2-22	Arkansas (H)	NR	#8	L, 90-92
2-25	Auburn (H)	NR	NR	W, 89-78
3-1	South Carolina (H)	NR	NR	L, 62-69
3-4	Kentucky (A)	NR	#5	L, 80-127

SEC Tournament - Atlanta, Ga.

3-9	Vanderbilt (N)	NR	NR	L, 61-85
-----	----------------	----	----	----------

## 1995-96 RECORD: 12-17, 4-12

Coach: Dale Brown

DATE	OPPONENT	LSU RANK	OPP RANK	RESULTS
11-8	Athletes in Action (H)*			L, 82-90
11-15	Victorian All-Stars (H)*			W, 79-62

**Hawaii Tipoff Classic**

11-24	Saint Louis (N)	NR	NR	L, 70-79
11-26	Dayton (N)	NR	NR	L, 73-86
11-29	Southern (H)	NR	NR	W, 109-100
12-1	McNeese State (H)	NR	NR	W, 83-73
12-5	Michigan (H)	NR	#22	L, 68-69
12-16	Tenn-Martin (H)	NR	NR	W, 93-74
12-19	Centenary (H)	NR	NR	W, 65-63
12-22	Jackson State (H)	NR	NR	L, 76-87
12-23	Louisiana College (H)	NR	NR	W, 104-65
12-29	Marist (H)	NR	NR	W, 80-65
12-30	Cornell (H)	NR	NR	W, 70-60
1-3	Mississippi State (H)	NR	#17	L, 64-77
1-6	Alabama (H)	NR	NR	W, 99-77
1-10	Vanderbilt (A)	NR	NR	W, 71-68
1-16	Kentucky (H)	NR	#2	L, 97-129

1-21	Auburn (A)	NR	#21	L, 87-95
1-23	Nicholls State (H)	NR	NR	W, 86-69
1-27	Florida (A)	NR	NR	L, 70-73
1-30	Arkansas (A)	NR	NR	L, 68-76
2-3	Ole Miss (H)	NR	NR	W, 71-66
2-7	Georgia (H)	NR	NR	L, 82-85
2-10	South Carolina (A)	NR	NR	L, 86-106
2-14	Tennessee (H)	NR	NR	L, 65-73
2-17	Alabama (A)	NR	NR	L, 73-75
2-21	Mississippi State (A)	NR	NR	L, 77-88
2-24	Auburn (H)	NR	NR	W, 93-67
2-28	Ole Miss (A)	NR	NR	L, 48-75
3-2	Arkansas (H)	NR	NR	L, 79-94

SEC Tournament - New Orleans

3-7	South Carolina (N)	NR	NR	L, 76-85
-----	--------------------	----	----	----------

## 1996-97 RECORD: 10-20, 3-13

Coach: Dale Brown

DATE	OPPONENT	LSU RANK	OPP RANK	RESULTS
11-8	Geelong Supercats (H)*			W, 67-61
11-15	Bulgaria (H)*			W, 81-40
11-22	Troy State (H)	NR	NR	W#, 90-59

**Maui Classic**

11-25	Kansas (N)	NR	#2	L, 53-82
11-26	Iowa (N)	NR	NR	W#, 70-60
11-27	South Carolina (N)	NR	NR	L, 68-74
11-30	North Carolina A&T (H)	NR	NR	W#, 74-62
12-3	Samford (H)	NR	NR	L, 50-53

John Wooden Classic - Anaheim, Calif.

12-7	Louisville (N) (ot)	NR	NR	L, 87-93
12-15	Michigan (A)	NR	#5	L, 59-70
12-18	N. Carolina (A)	NR	#12	L, 48-67
12-21	Oral Roberts (H)	NR	NR	W#, 59-58
12-23	Prairie View (H)	NR	NR	W, 96-56
12-28	Fresno State (H)	NR	NR	W#, 79-75
12-30	Lafayette (H)	NR	NR	W, 64-43
1-4	Mississippi State (A)	NR	NR	L, 66-69
1-7	Florida (H)	NR	NR	W, 88-82
1-11	Arkansas (A)	NR	NR	L, 59-82
1-15	Vanderbilt (H)	NR	NR	L, 62-69
1-19	Tennessee (A)	NR	NR	L, 52-66
1-22	Auburn (H)	NR	NR	W, 75-59
1-25	Alabama (A)	NR	NR	L, 66-75
1-29	Mississippi State (H)	NR	NR	L, 60-68
1-31	South Carolina (H)	NR	#25	L, 65-80
2-5	Ole Miss (H)	NR	NR	L, 73-79
2-8	Auburn (A)	NR	NR	L, 72-76
2-12	Kentucky (A)	NR	#4	L, 48-84
2-15	Alabama (H)	NR	NR	L, 72-78
2-22	Georgia (A)	NR	NR	L, 59-82
2-26	Ole Miss (A)	NR	NR	L, 68-74
3-1	Arkansas (H)	NR	NR	W, 66-64

SEC Tournament - Memphis, Tenn.

3-6	Georgia (N)	NR	#24	L, 54-75
-----	-------------	----	-----	----------

# wins vacated by NCAA

## COACH JOHN BRADY

11 SEASONS • 1997-2008

192-139 (.580)

## 1997-98 RECORD: 9-18, 2-14

Coach: John Brady

DATE	OPPONENT	LSU RANK	OPP RANK	RESULTS
11-6	Double Pump* (H)			W, 76-67
11-14	Outback All-Stars* (H)			W, 60-62
11-20	Southern-NO (H)	NR	NR	W, 99-51
11-24	Centenary (H)	NR	NR	W, 59-41
11-26	Fresno State (A)	NR	#12	L, 65-90
11-29	Nicholls St. (H)	NR	NR	W, 72-52
12-1	Lamar (H)	NR	NR	L, 64-70
12-14	Jackson St. (H)	NR	NR	W, 57-49
12-17	Texas (A)	NR	NR	L, 63-69
12-23	Robert Morris (H)	NR	NR	W, 63-58
12-28	Southern-BR (H)	NR	NR	W, 77-66
12-30	Houston (H)	NR	NR	W, 72-50
1-4	Arkansas (A)	NR	#23	L, 59-62
1-7	Alabama (H)	NR	NR	L, 57-60
1-10	South Carolina (A)	NR	#16	L, 53-70
1-14	Auburn (H)	NR	NR	W, 59-54
1-17	Florida (A)	NR	NR	W, 66-63
1-21	Ole Miss (A)	NR	#13	L, 58-80
1-24	Georgia (H)	NR	NR	L, 52-61
1-28	Arkansas (H)	NR	#15	L, 68-85
1-31	Tennessee (H)	NR	NR	L, 65-72
2-4	Kentucky (H)	NR	#8	L, 61-63
2-11	Miss. State (A)	NR	NR	L, 48-65
2-14	Auburn (A)	NR	NR	L, 44-66
2-18	Ole Miss (H)	NR	#15	L, 57-83
2-21	Alabama (A)	NR	NR	L, 60-69
2-25	Vanderbilt (A)	NR	NR	L, 58-60

2-28	Miss. State (H)	NR	NR	L, 62-63
------	-----------------	----	----	----------

SEC Tournament - Atlanta, Ga.

3-5	Tennessee (N)	NR	NR	L, 62-73
-----	---------------	----	----	----------

## 1998-99 RECORD: 12-15, 4-12

Coach: John Brady

DATE	OPPONENT	LSU RANK	OPP RANK	RESULTS
11-16	Texas-Pan Am (H)	NR	NR	W, 75-56
11-21	McNeese State (H)	NR	NR	W, 52-39
11-25	North Carolina A&T (H)	NR	NR	W, 72-59
11-30	Houston (A)	NR	NR	L, 55-67
12-12	Jackson State (H)	NR	NR	W, 72-53
12-16	Prairie View A&M (H)	NR	NR	W, 84-62
12-19	Texas (H) (ot)	NR	NR	W, 63-61
12-22	Troy State (H)	NR	NR	W, 74-56
12-29	Belmont (H)	NR	NR	W, 82-63
1-2	Arkansas (H)	NR	#18	L, 75-80
1-6	Tennessee (A)	NR	NR	L, 58-93
1-9	Auburn (H)	NR	#14	L, 70-73
1-13	Alabama (H)	NR	NR	W, 71-70
1-16	Mississippi State (A)	NR	NR	L, 53-55
1-20	Florida (H)	NR	NR	L, 58-77
1-23	Vanderbilt (H)	NR	NR	W, 64-59
1-27	Arkansas (A)	NR	#21	L, 64-86
1-30	Kentucky (A)	NR	#6	L, 62-86
2-3	Ole Miss (H)	NR	NR	L, 66-82
2-6	Auburn (A)	NR	#6	L, 54-80
2-10	Alabama (A) (3ot)	NR	NR	L, 71-72
2-13	Arizona (A)	NR	#10	L, 71-78
2-17	South Carolina (H)	NR	NR	W, 60-56
2-20	Georgia (A)	NR	NR	L, 57-59
2-24	Mississippi State (H)	NR	NR	W, 74-63
2-27	Ole Miss (A)	NR	NR	L, 57-79

SEC Tournament - Atlanta, Ga.

3-4	Florida (N)	NR	#21	L, 75-97
-----	-------------	----	-----	----------

## SEC Champions 1999-00 RECORD: 28-6, 12-4

Coach: John Brady

DATE	OPPONENT	LSU RANK	OPP RANK	RESULTS
11-8	Next Level (H)*			W, 78-70
11-12	Sports Tour (H)*			W, 94-61
11-20	Grambling State (H)	NR	NR	W, 112-37
11-22	Southeastern La. (H)	NR	NR	W, 75-36

**Hawaii Pacific Classic - Honolulu, Hawaii**

11-26	Oakland Univ. (N)	NR	NR	W, 87-80
11-27	Wyoming (N)	NR	NR	W, 103-86
11-28	Fresno State (N)	NR	NR	W, 95-85
11-21	Alcorn State (H)	NR	NR	W, 71-64
12-14	Tennessee-Martin (H)	NR	NR	W, 73-45
12-18	Sam Houston (H)	NR	NR	W, 85-67
12-21	Centenary (H-S'port)	NR	NR	W, 80-52
12-23	Nicholls State (H)	NR	NR	W, 91-74
12-27	Howard (H)	NR	NR	W, 81-55

Sugar Bowl Classic - New Orleans, La.

12-30	Oklahoma State (N)	NR	#11	W, 63-53
1-5	Alabama (H)	#21	NR	W, 78-66
1-8	Tennessee (H)	#21	#15	L, 59-64
1-12	Florida (A)	#24	#10	L, 57-82
1-15	Vanderbilt (A)	#24	NR	L, 62-65
1-19	Georgia (H)	NR	NR	W, 61-57
1-26	Arkansas (H)	NR	NR	W, 96-75
1-29	Arizona (H)	NR	#5	W, 86-60
2-2	Mississippi State (A)	#22	NR	L, 66-68
2-5	Alabama (A)	#22	NR	W, 93-60
2-9	Auburn (H)	#25	#9	W, 83-68
2-13	Kentucky (H)	#25	#11	W, 70-57
2-16	Ole Miss (A)	#16	NR	W, 97-53

**Nokia Sugar Bowl Classic - New Orleans**

12-28 Tulane (A)	#24	NR	W, 74-62
12-30 New Orleans (H)	#21	NR	W, 69-57
1-5 Georgia (A)	#21	NR	L, 63-89
1-8 Houston (H)	NR	NR	W, 80-51
1-11 Mississippi State (H)	NR	#7	W, 85-72
1-15 Centenary (H)	#23	NR	W, 112-65
1-18 Ole Miss (H)	#23	NR	L, 57-67
1-22 Arkansas (A)	NR	NR	L, 65-73
1-25 Mississippi State (A)	NR	#22	L, 64-67
1-28 Florida (H)	NR	#4	L, 53-70
2-1 Alabama (A)	NR	#23	L, 66-75
2-5 South Carolina (H)	NR	NR	W, 71-58
2-8 Auburn (A)	NR	NR	L, 54-56
2-12 Vanderbilt (H)	NR	NR	W, 79-60
2-15 Kentucky (A)	NR	#3	L, 57-68
2-22 Arkansas (H)	NR	NR	W, 75-56
2-26 Auburn (H)	NR	NR	W, 94-63
3-1 Tennessee (A)	NR	NR	W, 88-67
3-5 Ole Miss (A)	NR	NR	W, 77-64
3-8 Alabama (H)	NR	NR	W, 66-62

**SEC Tournament - New Orleans**

3-13 Arkansas (N)	NR	NR	W, 85-56
3-14 Florida (N)	NR	#7	W, 65-61
3-15 Mississippi State (N)	NR	NR	L, 61-76

**NCAA Tournament - Birmingham, Ala.**

3-21 Purdue (N)	NR	NR	L, 56-80
-----------------	----	----	----------

**2003-04 RECORD: 18-11, 8-8**

Coach: John Brady

DATE	OPPONENT	LSU	OPP	RESULTS
		RANK	RANK	
11-6 Global Sports (H)*				L, 64-68
11-17 SE All Stars (H)*				W, 77-64
11-21 Southern (H)	NR	NR	W, 70-59	
11-24 McNeese State (H)	NR	NR	W, 87-77	
11-26 Troy State (H)	NR	NR	W, 78-69	
11-29 La.-Monroe (H)	NR	NR	W, 96-65	
12-16 Utah (H)	NR	NR	W, 65-51	
12-20 Southern Miss (H)	NR	NR	W, 65-50	
12-23 Tulane (H)	NR	NR	W, 67-48	

**Nokia Sugar Bowl Classic - New Orleans**

12-27 UAB (N)	NR	NR	W, 78-62
12-30 Houston (A)	NR	NR	L, 52-60
1-3 Centenary (A)	NR	NR	W, 66-63
1-6 Arkansas (A)	NR	NR	W, 66-55
1-10 Alabama (H)	NR	NR	W, 70-66
1-12 UNO (A)	NR	NR	W, 68-60
1-17 Mississippi St. (H)	NR	#20	L, 54-64
1-21 Ole Miss (A)	NR	NR	L, 49-53
1-24 South Carolina (A)	NR	#25	L, 61-55
1-28 Georgia	NR	NR	W, 63-59
1-31 Alabama (A)	NR	NR	W, 60-54
2-4 Tennessee (H)	NR	NR	W, 84-67
2-7 Arkansas (H)	NR	NR	W, 65-52
2-14 Florida (A)	NR	#22	W, 73-70
2-18 Auburn (H)	#24	NR	L, 68-80
2-21 Vanderbilt (A)	NR	NR	L, 54-74
2-25 Miss. State (A)	NR	#7	L, 58-84
2-29 Kentucky (H)	NR	#9	L, 64-70
3-3 Ole Miss (H)	NR	NR	W, 58-45
3-6 Auburn (A)	NR	NR	L, 66-78

**SEC Tournament - Atlanta, Ga.**

3-12 South Carolina (N)	NR	NR	L, 65-84
-------------------------	----	----	----------

**National Invitation Tournament**

3-17 Oklahoma (A)	NR	NR	L, 61-70
-------------------	----	----	----------

**SEC Western Division Champions 2004-05 RECORD: 20-10, 12-4**

Coach: John Brady

DATE	OPPONENT	LSU	OPP	RESULTS
		RANK	RANK	
11-9 EA All-Stars (H)*				W, 62-52
11-15 Houston Sports (H)*				W, 124-78

**LSU Louisiana Classic**

11-19 Tulane (H)	NR	NR	W, 83-58
11-21 La.-Lafayette (H)	NR	NR	W, 83-69
11-24 New Orleans (H)	NR	NR	W, 95-79
11-27 West Virginia (H)	NR	NR	L, 69-84
12-11 Northwestern St. (H)	NR	NR	W, 83-74
12-13 McNeese State (H)	NR	NR	W, 82-79
12-18 Southern Miss (A)	NR	NR	L, 84-88
12-21 Houston (A)	NR	NR	L, 72-81

**Nokia Sugar Bowl Classic - New Orleans**

12-30 Florida State (N)	NR	NR	W, 67-50
1-3 Utah (A)	NR	NR	L, 55-69
1-8 Alabama (A)	NR	#19	L, 58-73
1-12 South Carolina (H)	NR	NR	W, 79-64
1-15 Ohio State (H)	NR	NR	W, 113-101
1-19 Arkansas (H)	NR	NR	W, 66-63
1-22 Kentucky (A)	NR	#8	L, 58-89

1-26 Ole Miss (H)	NR	NR	W, 70-60
1-29 Mississippi State (H)	NR	#22	W, 69-62
2-2 Georgia (A)	NR	NR	W, 95-79
2-5 Tennessee (A)	NR	NR	L, 55-77
2-9 Auburn (H)	NR	NR	W, 90-69
2-12 Arkansas (A)	NR	NR	L, 62-65
2-16 Mississippi State (A)	NR	NR	W, 80-72
2-19 Florida (H)	NR	#24	W, 77-73
2-22 Alabama (H)	NR	#14	W, 61-59
2-26 Auburn (A)	NR	NR	W, 77-64
3-2 Ole Miss (A)	NR	NR	W, 58-53
3-5 Vanderbilt (H)	NR	NR	W, 81-69

**SEC Tournament - Atlanta, Ga.**

3-11 Auburn (N)	NR	NR	W, 89-58
3-12 Kentucky (N)	NR	#4	L, 78-79

**NCAA Tournament - Boise, Idaho**

3-17 UAB (N)	NR	NR	L, 68-82
--------------	----	----	----------

**SEC Champions NCAA Final Four 2005-06 RECORD: 27-9, 14-2**

Coach: John Brady

DATE	OPPONENT	LSU	OPP	RESULTS
		RANK	RANK	
11-10 EA Sports (H)*				W, 74-54
11-15 LSU-Shreveport (H)*				W, 122-58
11-18 Southern (H)	NR	NR	W, 84-56	
11-21 Nicholls State (H)	NR	NR	W, 104-57	
11-26 West Virginia (A)(ot)	NR	#13	W, 71-68	
11-29 Houston (H)	#25	NR	L, 83-84	
12-10 McNeese State (H)	NR	NR	W, 90-70	
12-13 New Orleans (H)	NR	NR	W, 94-53	
12-17 UL-Lafayette (H)	NR	NR	W, 81-62	

**Las Vegas Holiday Classic - Baton Rouge, La. & Las Vegas, NV**

12-19 Northern Iowa (H)	NR	NR	L, 50-54
12-22 Ark.-Monticello (N)	NR	NR	W, 75-48
12-23 Cincinnati (N)	NR	NR	W, 72-75
12-31 Ohio State (A)	NR	#21	L, 76-78
1-3 Tulane (H)	NR	NR	W, 75-58
1-7 Connecticut (A)	NR	#2	L, 66-67
1-11 Arkansas (A)	NR	NR	W, 63-58
1-14 Tennessee (H)	NR	NR	W, 88-74
1-18 Miss. State (A)	NR	NR	W, 71-57
1-21 Alabama (H)	NR	NR	W, 68-57
1-25 Georgia (H)	NR	NR	W, 81-52
1-28 Ole Miss (A)	NR	NR	W, 79-73
2-1 Auburn (H)	#24	NR	W, 84-69
2-4 Alabama (A)	#24	NR	L, 62-67
2-8 Arkansas (H)	NR	NR	W, 78-77
2-11 Florida (A)	NR	#7	L, 62-71
2-15 Miss. State (H)	#25	NR	W, 72-59
2-18 Auburn (A)	#25	NR	W, 65-61
2-22 Vanderbilt (A)	#24	NR	W, 77-66
2-25 Kentucky (H)	#24	NR	W, 71-67
2-28 South Carolina (A)	#21	NR	W, 64-61
3-4 Ole Miss (H)	#21	NR	W, 55-52

**SEC Tournament - Nashville, Tenn.**

3-10 Vanderbilt (A)	#18	NR	W, 92-73
3-11 Florida (N)	#16	NR	L, 65-81

**NCAA Tournament - Jacksonville, Fla.**

3-16 Iona (N)	#19	NR	W, 80-64
3-18 Texas A&M (N)	#19	NR	W, 58-57

**NCAA Tournament - Atlanta, Ga.**

3-23 Duke (N)	#19	#1	W, 62-54
3-25 Texas (N)	#19	#9	W, 70-60

**NCAA Final Four - Indianapolis, Ind.**

4-01 UCLA (N)	#19	#17	L, 45-59
---------------	-----	-----	----------

**2006-07 RECORD 17-15, 5-11**

Coach: John Brady

DATE	OPPONENT	LSU	OPP	RESULTS
		RANK	RANK	
11-9 EA Sports (H)*	#5	NR	W, 70-65	
11-15 Louisiana College (H)*	#7	NR	W, 94-41	
11-17 Nicholls State (H)	#7	NR	W, 96-42	
11-19 Louisiana-Monroe (H)	#7	NR	W, 88-57	
11-25 Wichita State (H)	#6	24	L, 53-57	
11-29 McNeese State (H)	#10	NR	W, 91-57	
12-3 Tulane (A)	#10	NR	W, 74-67	
12-5 Texas A&M (H)	#9	6	W, 64-52	
12-10 Texas (N-Houston)(ot)	#9	NR	L, 75-76	
12-17 Oregon State (A)	#12	NR	W, 60-53	
12-20 Washington (A)	#12	17	L, 72-88	
12-23 Louisiana Tech (H)	#12	NR	W, 68-52	

**Hispanic College Funds Classic - Baton Rouge**

12-27 Wright State (H)	#17	NR	W, 71-45
12-28 Miss. Valley State (H)	#17	NR	W, 92-58
12-29 Samford (H)	#17	NR	W, 60-45
1-6 Connecticut (H)	#14	#18	W, 66-49
1-9 Alabama (A)	#13	#14	L, 61-71
1-13 Auburn (H)	#13	NR	W, 65-63
1-17 Ole Miss (H)	#16	NR	W, 62-55

1-20 Arkansas (A)	#16	NR	L, 52-72
1-24 Vanderbilt (H)	#21	NR	L, 53-64
1-28 Georgia (A)	#21	NR	L, 54-57
1-31 Alabama (H)	NR	#19	L, 70-73
2-3 Mississippi State (A)	NR	NR	L, 78-85
2-6 Tennessee (A)	NR	NR	L, 67-70
2-10 Arkansas (H)	NR	NR	W, 71-67
2-14 Ole Miss (H)	NR	NR	L, 70-71
2-17 Miss. State (H)	NR	NR	L, 50-56
2-20 Kentucky (A)	NR	NR	L, 63-70
2-24 Florida (H)	NR	#3	W, 66-56
2-28 Auburn (A)	NR	NR	L, 68-80
3-3 South Carolina (H)	NR	NR	W, 61-52

**SEC Tournament - Atlanta, Ga.**

3-8 Tennessee (N)(ot)	NR	#22	W, 76-67
3-9 Ole Miss (N)	NR	NR	L, 60-80

**2007-08 RECORD: 13-18, 6-10**

Coach: John Brady

Coach Butch Pierre (Final 10 games - 5-5)

DATE	OPPONENT	LSU	OPP	RESULTS
		RANK	RANK	
11-13 ULM (H)				NR

**Canadian Exhibition Tour**

9-1 Guelph* (A)	NR	NR	W, 92-60
9-2 York* (A)	NR	NR	W, 101-67
9-3 Toronto* (A)	NR	NR	W, 82-55
11-1 Belhaven* (H)	NR	NR	W, 108-57
11-6 EA Sports* (H)	NR	NR	W, 72-68
11-12 Southeastern La. (H)	NR	NR	W, 72-62
11-14 McNeese St. (H)	NR	NR	W, 78-74

**EA Sports Maui Classic**

11-19 Oklahoma State (N)	NR	NR	L, 77-83
11-20 Chaminade (A)	NR	NR	W, 78-82
11-21 Arizona State (N)(ot)	NR	NR	L, 84-87
11-28 Nicholls State (H)	NR	NR	W, 68-41
11-30 Southern (H)	NR	NR	W, 88-45

**Big East/SEC Challenge - Philadelphia**

12-6 Villanova (A)	NR	#25	L, 67-68
12-15 Northwestern St. (H)	NR	NR	W, 82-58
12-19 Wichita State (A)	NR	NR	L, 47-67
12-22 Oregon State (H)	NR	NR	L, 67-61
12-29 Washington (H)	NR	NR	L, 65-73
1-2 Tulane (A)	NR	NR	L, 63-68
1-5 Texas A&M (A)	NR	#12	L, 53-79
1-9 Mississippi St. (H)	NR	NR	L, 39-61
1-12 Ole Miss (A)	NR	#16	L, 71-74
1-16 Auburn (H)	NR	NR	L, 67-74
1-19 Vanderbilt (A)	NR	#16	L, 67-92
1-26 Arkansas (H)	NR	NR	L, 52-68
1-30 Auburn (A)	NR	NR	W, 81-80
2-2 Alabama (A)	NR	NR	L, 72-81
2-9 Tennessee (H)	NR	#7	L, 45-47
2-13 Florida (A)	NR	NR	W, 85-73
2-16 Kentucky (H)	NR	NR	L, 63-67
2-20 Arkansas (A)	NR	NR	L, 61-87
2-23 Ole Miss (H)	NR	NR	W, 69-49
2-27 South Carolina (A)	NR	NR	W, 62-55
3-2 Georgia (H)	NR	NR	W, 71-64
3-5 Alabama (H)	NR	NR	W, 80-74
3-8 Mississippi State (A)	NR	NR	L, 75-84

**SEC Tournament - Atlanta, Ga.**

3-13 South Carolina (N)	NR	NR	L, 73-77
-------------------------	----	----	----------

**COACH TRENT JOHNSON**

**3 SEASONS • 2008 -- 49-49 (.500)**

**SEC Champions 2008-09 RECORD: 27-8, 13-3**

Coach: Trent Johnson

DATE	OPPONENT	LSU	OPP	RESULTS
		RANK	RANK	
11-15 Jackson State (H)	NR	NR	W, 79-65	
11-20 Alcorn State (H)	NR	NR	W, 77-45	
11-23 Northwestern St. (H)	NR	NR	W, 91-60	
11-28 Centenary (H)	NR	NR	W, 64-58	
11-30 Troy (H)	NR	NR	W, 92-57	
12-2 Cal State Fullerton (H)	NR	NR	W, 84-63	
12-13 Grambling State (H)	NR	NR	W, 87-41	
12-17 Nicholls State (H)	NR	NR	W, 68-56	
12-20 Texas A&M (N-Houston)				



## ALABAMA (66-100)

Jan. 1916	H	L	25-39
Jan. 1916	H	L	25-44
Feb. 1916	A	W	25-18
Jan. 1917	H	W	34-7
Feb. 1917	A	W	38-9
Feb. 9, 1918	A	W	28-25
Feb. 9, 1920	A	W	30-11
Feb. 23, 1920	H	W	44-19
Feb. 12, 1924	A	L	8-44
Jan. 25, 1926	A	L	15-26
Jan. 26, 1926	A	W	28-22
Jan. 1929	A	L	16-38
Jan. 1929	A	L	28-37
Feb. 3, 1930	A	L	20-37
Feb. 4, 1930	A	L	22-28
Jan. 22, 1931	H	L	26-40
Jan. 23, 1931	H	L	28-37
Jan. 22, 1932	A	L	25-34
Jan. 23, 1932	A	L	25-37
Jan. 4, 1933	H	W	32-27
Jan. 5, 1933	H	L	36-40
Jan. 12, 1934	A	L	33-36
Jan. 13, 1934	A	L	29-37
Jan. 7, 1935	H	W	34-32
Jan. 8, 1935	H	W	41-39
Jan. 10, 1936	A	L	25-37
Jan. 11, 1936	A	L	34-43
Feb. 28, 1936	Knox	L	30-52
Jan. 6, 1937	H	W	43-33
Jan. 7, 1937	H	W	47-27
Feb. 7, 1938	A	L	33-41
Feb. 8, 1938	A	L	32-33
Jan. 6, 1939	H	W	33-29
Jan. 7, 1939	H	L	30-39
Jan. 15, 1940	A	W	33-28
Feb. 29, 1940	Knox	L	25-51
Jan. 6, 1941	H	W	37-28
Jan. 13, 1941	A	L (ot)	32-36
Jan. 12, 1942	A	L	28-40
Feb. 27, 1942	Lville	L (ot)	31-45
Jan. 1943	A	W	32-29
Jan. 1943	A	W	36-32
Jan. 26, 1943	Lville	W	47-41
Jan. 14, 1946	A	W	48-26
Jan. 16, 1946	H	W	44-30
Jan. 13, 1947	A	L	38-45
Feb. 7, 1947	H	W	54-43
Jan. 27, 1948	A	L	43-49
March 1, 1948	H	L	32-37
Jan. 20, 1949	H	W	51-44
Feb. 5, 1949	A	L	45-56
Jan. 20, 1950	SA	W	64-58
Feb. 3, 1950	H	L	52-60
Dec. 23, 1951	A	L	69-94
Dec. 8, 1951	H	W	68-61
Dec. 17, 1952	A	W	58-45
Feb. 22, 1954	H	W	79-61
Feb. 21, 1955	A	L	51-71
Feb. 1956	H	L	59-77
Feb. 18, 1957	A	L	70-82
Dec. 20, 1957	Char	L	50-60
Feb. 1958	H	W	58-49
Feb. 16, 1959	A	L	84-89
Feb. 15, 1960	H	W	66-53
Feb. 20, 1961	A	L	60-68
Dec. 16, 1961	Birm	W	72-63
Feb. 19, 1962	H	W	69-60
Feb. 18, 1963	A	L	71-75
Feb. 17, 1964	H	L	70-72
Feb. 6, 1965	H	W	67-64
Feb. 1965	A	L	78-90
Feb. 7, 1966	A	L	62-66
Feb. 19, 1966	H	L	73-81
Jan. 14, 1967	A	L (ot)	74-76
Feb. 18, 1967	H	L	77-86
Dec. 30, 1967	H	W	81-70
Feb. 17, 1968	A	W	99-89
Jan. 4, 1968	A	L	82-85
Feb. 8, 1968	H	W	81-75
Jan. 3, 1970	H	W	90-83
Feb. 7, 1970	A	L	104-106
Jan. 4, 1971	A	L	87-101
Feb. 6, 1971	H	W	107-78
Jan. 10, 1972	H	L	80-101
Feb. 12, 1972	A	L (4ot)	99-103

Jan. 6, 1973	A	L	66-77
Feb. 10, 1973	H	W	72-70
Jan. 19, 1974	H	L (ot)	79-80
Feb. 18, 1974	A	L	87-99
Jan. 18, 1975	A	L	67-93
Feb. 17, 1975	H	L	76-80
Jan. 17, 1976	A	L	75-113
Feb. 14, 1976	H	L	74-78
Jan. 8, 1977	A	L	77-80
Feb. 5, 1977	H	L (ot)	70-77
Jan. 4, 1978	A	L	67-70
March 6, 1978	H	W	103-85
Jan. 10, 1979	A	L	76-90
Feb. 22, 1979	H	W	86-88
Jan. 7, 1980	H	L	56-57
Feb. 6, 1980	A	W (ot)	68-66
Feb. 29, 1980	Birm	W	73-66
Jan. 14, 1981	A	W	59-56
Feb. 11, 1981	H	W	70-57
Jan. 13, 1982	A	L	86-109
Feb. 10, 1982	H	W	73-68
Jan. 22, 1983	A	L	70-75
Feb. 19, 1983	H	L	67-71
Jan. 21, 1984	H	W	85-84
Feb. 17, 1984	A	L (ot)	49-51
March 11, 1984	Nash	L (ot)	70-72
Dec. 30, 1984	H	W	63-61
Jan. 9, 1985	A	L	67-89
Jan. 9, 1986	A	L	67-83
Feb. 9, 1986	H	L	71-80
Jan. 15, 1987	A	L	65-69
Feb. 14, 1987	H	L	52-60
March 8, 1987	Atl	L	62-69
Jan. 20, 1988	H	W	67-52
Feb. 20, 1988	A	L	59-72
Jan. 21, 1989	H	W	80-76
Feb. 22, 1989	A	L	72-87
Jan. 21, 1990	A	L	55-70
Feb. 21, 1990	H	W	75-69
Jan. 15, 1991	A	W	90-80
Feb. 17, 1991	H	W	88-81
Jan. 14, 1992	A	W	89-81
Jan. 29, 1992	H	W	73-65
Jan. 6, 1993	A	L	67-77
Feb. 23, 1993	H	W	76-68
Jan. 19, 1994	H	L	67-71
Feb. 8, 1994	A	L	66-75
Jan. 17, 1995	A	W	74-61
Feb. 11, 1995	H	L	66-74
Jan. 6, 1996	H	W	99-77
Feb. 17, 1996	A	L	73-76
Jan. 25, 1997	A	L	66-75
Feb. 15, 1997	H	L	72-78
Jan. 7, 1998	H	L	57-60
Feb. 21, 1998	A	L	60-69
Jan. 15, 1999	H	W	71-70
Feb. 10, 1999	A	L (3ot)	71-72
Jan. 5, 2000	H	W	78-66
Feb. 5, 2000	A	W	93-60
Jan. 6, 2001	H	L	73-82
Feb. 3, 2001	A	L	66-76
Jan. 5, 2002	A	L	74-76
Feb. 2, 2002	H	L	48-57
Feb. 1, 2003	A	L	74-76
March 8, 2003	H	W	66-62
Jan. 10, 2004	H	W	70-66
Jan. 31, 2004	A	W	60-54
Jan. 8, 2005	A	L	58-73
Feb. 22, 2005	H	W	61-59
Jan. 21, 2006	H	W	68-57
Feb. 11, 2006	A	L	62-67
Jan. 9, 2007	A	L	61-71
Jan. 31, 2007	H	L	70-73
Feb. 2, 2008	A	L	72-81
Mar. 5, 2008	H	W	80-74
Jan. 11, 2009	A	L	59-65
Feb. 8, 2009	H	W	76-62
Jan. 9, 2010	H	L	49-66
Jan. 27, 2010	A	L	38-57
Jan. 29, 2011	A	L	46-70
Feb. 17, 2011	H	L	56-67

Knox = Knoxville, Tenn.  
Lville = Louisville, Ky.  
SA = San Antonio, Texas  
Char = Charlotte, N.C.  
Birm = Birmingham, Ala.  
Nash = Nashville, Tenn.

Atl = Atlanta, Ga.

LSU at home: LSU leads, 45-30  
at Alabama: Alabama leads, 64-17  
at Neutral sites: Alabama leads, 6-4

## UAB (1-1)

Dec. 27, 2003	NO	W	78-62
March 17, 2005	Boise	L	68-82

NO = New Orleans, La.

## ALCORN STATE (3-0)

March 9, 1980	Den	W	98-88
Dec. 11, 1999	H	W	71-64
Nov. 20, 2008	H	W	77-45

Den = Denton, Texas

## APPALACHIAN STATE (1-0)

March 10, 1979	Blm	W	71-57
----------------	-----	---	-------

Blm = Bloomington, Ind.

## ARIZONA (3-3)

Dec. 8, 1990	H	W	92-82
Dec. 7, 1991	A	L	67-87
Feb. 13, 1999	A	L	71-78
Jan. 29, 2000	H	W	86-60
Dec. 20, 2000	A	L	75-88
Dec. 21, 2002	H	W	66-65

LSU at home: LSU leads, 3-0  
at Arizona: Arizona leads, 3-0

## ARIZONA STATE (0-2)

Nov. 21, 2007	Maui	L	84-87 (ot)
Nov. 27, 2009	NYC	L	52-71

## ARKANSAS (22-30)

Dec. 9, 1949	H	W	62-46
Feb. 15, 1951	LR	L	50-64
Dec. 9, 1958	Sport	W	67-58
Dec. 21, 1961	Sport	L (ot)	81-84
Dec. 19, 1963	LR	W	72-70
Dec. 29, 1977	H	L	62-67
Dec. 20, 1979	LR	W	56-55
Nov. 29, 1980	Anch	L	76-86
Mar. 20, 1981	NO	W	72-56
Jan. 11, 1992	H	L	90-101
March 3, 1992	A	L (ot)	92-106
Feb. 2, 1993	H	L	79-91
March 3, 1993	A	L	75-88
Jan. 11, 1994	A	L	83-84
Mar. 2, 1994	H	L (ot)	105-108
Jan. 31, 1995	A	L	81-105
Feb. 22, 1995	H	L	90-92
Jan. 30, 1996	A	L	68-76
March 2, 1996	H	L	79-94
Jan. 11, 1997	A	L	59-82
Mar. 1, 1997	H	W	66-64
Jan. 4, 1998	A	L	59-62
Jan. 28, 1998	H	L	68-85
Jan. 2, 1999	H	L	75-80
Jan. 27, 1999	A	L	64-86
Jan. 26, 2000	H	W	96-75
Feb. 19, 2000	A	W	78-67
Mar. 11, 2000	Atl	L	67-69
Jan. 27, 2001	H	L	52-59
Feb. 17, 2001	A	L	70-87
March 9, 2001	Nash	L	72-77
Jan. 13, 2002	H	W	75-69
Feb. 16, 2002	A	W	67-63
Jan. 22, 2003	A	L	65-73
Feb. 22, 2003	H	W	75-56
Mar. 13, 2003	NO	W	85-56
Jan. 6, 2004	A	W	66-55
Feb. 7, 2004	H	W	65-52
Jan. 19, 2005	H	W (ot)	66-63
Feb. 12, 2005	A	L	62-65
Jan. 11, 2006	A	W	63-58
Feb. 8, 2006	H	W	78-77
Jan. 20, 2007	A	L	52-72
Feb. 10, 2007	H	W	71-67
Jan. 26, 2008	H	L	52-68
Feb. 20, 2008	A	L	61-87
Jan. 31, 2009	H	W	79-69
Feb. 18, 2009	A	W	72-69
Feb. 10, 2010	A	L	52-87
Feb. 24, 2010	H	W	65-54
Jan. 12, 2011	H	W	56-53

Feb. 12, 2011 A L 61-80  
LR = Little Rock, Ark.  
Sport = Shreveport, La.  
Anch = Anchorage, Alaska  
NO = New Orleans, La.  
Nash = Nashville, Tenn.

LSU at home: LSU leads, 12-10  
At Arkansas: Arkansas leads, 15-5  
at Neutral Sites: Tied, 5-5

## ARK.-MONTICELLO (1-0)

Dec. 22, 2006	LV	W	75-48
---------------	----	---	-------

LV = Las Vegas, Nev.

## ARKANSAS STATE (2-1)

Dec. 4, 1986	H	W	73-61
Dec. 19, 1988	A	L	52-66
Dec. 18, 1990	H	W	98-74

## ARMY (1-1)

March 21, 1970	MSG	L	68-75
Dec. 21, 1978	MSG	W	83-77

MSG = Madison Square Garden, NY

## AUBURN (81-62)

Feb. 10, 1912	A	L	15-38
1916	A	L	23-24
1917	A	W	37-12
Jan. 18, 1918	H	W	43-31
Jan. 19, 1918	H	W	34-27
Feb. 13, 1920	A	L	21-33
Jan. 1929	A	W	45-28
Jan. 1929	A	W	65-28
Feb. 7, 1930	H	W	44-27
Feb. 8, 1930	H	W	49-45
Feb. 8, 1932	H	L	34-48
Feb. 9, 1932	H	L	30-34
Feb. 27, 1932	Atl	L	22-30
Jan. 25, 1933	A	W	26-25
Jan. 26, 1933	A	L	24-25
Feb. 20, 1933	Atl	W	57-33
Feb. 5, 1934	H	W	40-17
Feb. 6, 1934	H	W	38-16
Feb. 1, 1937	A	L	24-37
Feb. 2, 1937	A	W	54-34
March 3, 1938	H	W	60-34
Jan. 5, 1940	H	W	50-39
Jan. 6, 1940	H	L	26-42
Feb. 11, 1941	A	L	49-50
Feb. 17, 1942	H	W	63-49
Jan. 1943	A	W	62-37
Feb			

Feb. 14, 1972	A	L	77-85
Jan. 13, 1973	A	W	79-60
Feb. 12, 1973	H	W	76-74
Jan. 26, 1974	A	W	87-76
Feb. 25, 1974	H	L	89-96
Jan. 25, 1975	H	L	78-87
Feb. 24, 1975	A	L	96-110
Jan. 3, 1976	H	L	86-102
March 6, 1976	A	L	80-90
Jan. 29, 1977	H	W	77-73
Feb. 26, 1977	A	W	86-76
Jan. 23, 1978	H	W	90-79
Feb. 20, 1978	A	W (ot)	101-95
Jan. 15, 1979	H	W	94-82
Feb. 12, 1979	A	W	78-68
Jan. 16, 1980	H	W	93-82
Feb. 13, 1980	A	W	50-44
Jan. 21, 1981	A	W	74-64
Feb. 18, 1981	H	W	58-47
Jan. 20, 1982	H	W	69-68
Feb. 17, 1982	A	L	72-82
Jan. 29, 1983	H	L	62-64
Feb. 26, 1983	A	W	87-61
Jan. 27, 1984	A	L	78-80
Feb. 25, 1984	H	W	81-80
Jan. 26, 1985	H	W	80-62
Feb. 27, 1985	A	W	78-73
March 7, 1985	Birm	L	55-58
Feb. 4, 1986	A	W	63-61
Feb. 26, 1986	H	L	86-92
Jan. 28, 1987	H	W	75-73
March 1, 1987	A	L	62-100
Feb. 3, 1988	A	W	78-69
March 5, 1988	H	L	80-89
Jan. 7, 1989	H	W	104-77
Feb. 8, 1989	A	W	104-91
Jan. 6, 1990	A	W	77-70
Feb. 7, 1990	H	W	82-71
March 9, 1990	Orl	L	76-78
Jan. 12, 1991	A	W	96-84
Feb. 13, 1991	H	W	98-61
March 8, 1991	Nash	L	77-92
Jan. 8, 1992	A	W	87-70
Nov. 22, 1992	H	W	99-82
Jan. 9, 1993	H	W	87-81
Feb. 13, 1993	A	W	75-73
Jan. 8, 1994	H	W	83-72
Feb. 12, 1994	A	L	83-111
Jan. 11, 1995	A	W	76-73
Feb. 25, 1995	H	W	89-78
Jan. 21, 1996	A	L	87-95
Feb. 24, 1996	H	W	93-67
Jan. 22, 1997	H	W	75-59
Feb. 8, 1997	A	L	72-76
Jan. 14, 1998	H	W	59-54
Feb. 14, 1998	A	L	44-66
Jan. 9, 1999	H	L	70-73
Feb. 6, 1999	A	L	54-80
Feb. 9, 2000	H	W	83-68
March 1, 2000	A	W	55-53
Jan. 13, 2001	A	L	69-85
Feb. 10, 2001	H	L	65-76
Jan. 19, 2002	H	W	75-58
March 2, 2002	A	W	59-54
Feb. 8, 2003	A	L	54-56
Feb. 26, 2003	H	W	94-63
Feb. 18, 2004	H	L	68-80
March 6, 2004	A	L	66-78
Feb. 9, 2005	H	W	90-69
Feb. 26, 2005	A	W	77-64
Mar. 11, 2005	Atl	W	89-58
Feb. 1, 2006	H	W	84-69
Feb. 18, 2006	A	W	65-61
Jan. 13, 2007	H	W	65-63
Feb. 28, 2007	A	L	68-80
Jan. 16, 2008	H	L	67-74
Jan. 30, 2008	A	W	81-80
Feb. 21, 2009	H	W	79-72
Mar. 7, 2009	A	L	53-69
Jan. 20, 2010	H	L	80-84
Feb. 27, 2010	A	L	59-74
Jan. 8, 2011	A	W	62-55
March 5, 2011	H	L	51-60

Atl = Atlanta, Ga.  
Lville = Louisville, Ky.  
Birm = Birmingham, Ala.

Orl = Orlando, Fla.  
Nash = Nashville, Tenn.

**LSU at home: LSU leads, 44-23**  
**at Auburn: Auburn leads, 34-33**  
**at Neutral Sites: Auburn leads, 5-4**

**BALL STATE (0-1)**  
March 19, 2002 H L 65-75

**BAYLOR (3-4)**  
Feb. 23, 1921 A L 20-32  
Feb. 24, 1921 A W 34-33  
Dec. 14, 1946 H W 61-34  
Dec. 19, 1956 H W 84-76  
Dec. 5, 1964 H L 72-84  
Jan. 7, 1971 H L 83-90  
Dec. 6, 1971 A L 77-81

**LSU at home: Tied, 2-2**  
**at Baylor: Baylor leads, 2-1**

**BELMONT (1-0)**  
Dec. 29, 1998 H W 82-63

**BIRMINGHAM SOUTHERN (4-0)**  
Dec. 5, 1951 H W 77-40  
Dec. 5, 1952 H W 98-38  
Dec. 6, 1956 H W 60-59  
Dec. 4, 1958 H W 79-72

**BOGALUSA (1-0)**  
Dec. 16, 1940 H W 52-43

**BOSTON UNIVERSITY (2-0)**  
Dec. 30, 1973 H W 102-64  
Dec. 28, 1979 H W 92-72

**BRIGHAM YOUNG (1-1)**  
Dec. 1960 Gville L 57-67  
March 19, 1992 Boise W 94-83

Gville = Greenville, S.C.  
Boise = Boise, Idaho

**BRIGHAM YOUNG-HAWAII (2-0)**  
Nov. 30, 1985 A W 89-71  
Dec. 31, 1986 A W 85-70

**BUTLER (1-0)**  
Mar. 19, 2009 G'boro W 75-71

**CALIFORNIA (2-1)**  
Nov. 29, 1975 H W 85-68  
Dec. 22, 1976 A W 69-67  
March 18, 1993 Chi L 64-66

Chi = Chicago, Ill.

**UCLA (0-8)**  
Dec. 30, 1950 A L 66-95  
Dec. 27, 1965 A L 89-95  
Dec. 23, 1969 A L 84-133  
Dec. 23, 1981 NO L 76-83  
Dec. 20, 1982 A L 68-82  
Dec. 18, 1993 A L 80-100  
Dec. 17, 1994 H L 72-92  
April 1, 2006 Ind L 45-59

NO = New Orleans, La.  
Ind = Indianapolis, Ind.

**LSU at home: UCLA leads, 1-0**  
**at UCLA: UCLA leads, 5-0**  
**at Neutral Sites: UCLA leads, 2-0**

**CAL STATE FULLERTON (1-0)**  
Dec. 2, 2008 H W 84-63

**CAL STATE-L.A. (1-0)**  
Dec. 8, 1989 H W 82-57

**CAMPBELL (2-0)**  
Dec. 16, 1992 H W 93-71  
Nov. 17, 2002 H W 83-59

**CANISIUS (0-2)**  
Dec. 21, 1946 A L 50-59  
Dec. 13, 1947 A L 44-59

**CENTENARY (9-1)**  
Dec. 21, 1914 A W 38-17

Dec. 28, 1956 A L 75-83  
Dec. 19, 1995 H W 65-63  
Nov. 24, 1997 H W 59-41  
Dec. 21, 1999 A W 80-52  
Jan. 17, 2001 H W 85-44  
Jan. 15, 2003 H W 112-65  
Jan. 3, 2004 A W 66-63  
Nov. 28, 2008 H W 64-58  
Nov. 24, 2010 H W 78-36

**CENTRAL CONN. STATE (1-0)**  
Jan. 20, 1993 H W 86-53

**CENTRAL MICHIGAN (1-0)**  
Dec. 11, 2010 H W 59-55

**CITY COLLEGE-N.Y. (1-0)**  
Nov. 28, 1975 H W 109-73

**CHAMINADE (3-0)**  
Nov. 26, 1982 A W 75-62  
Dec. 29, 1988 A W 94-79  
Nov. 20, 2007 Maui W 78-72

**CHAPMAN (1-0)**  
Dec. 7, 1990 H W 101-68

**CLEMSON (3-2)**  
Dec. 28, 1955 Jville L 95-100  
Dec. 29, 1966 Gville L 82-92  
Jan. 24, 1968 H W 104-81  
Dec. 7, 1968 A W 86-85  
Dec. 20, 1969 A W 111-103

Jville = Jacksonville, Fla.  
Gville = Greenville, S.C.

**CLEVELAND STATE (1-0)**  
Dec. 18, 1982 H W 115-77

**COASTAL CAROLINA (0-1)**  
Dec. 13, 2010 H L (ot) 69-78

**COLGATE (2-0)**  
Dec. 29, 1978 H W 100-73  
Nov. 28, 1980 Anch W 79-61

Anch = Anchorage, Alaska

**COLUMBUS AC (GA) (0-1)**  
Feb. 1916 A L 21-42

**CONNECTICUT (1-3)**  
March 14, 1991 Minn L 62-79  
Jan. 7, 2006 A L 66-67  
Jan. 6, 2007 H W 66-49  
Nov. 25, 2009 NYC L 55-81

Minn = Minneapolis, Minn.  
NYC = New York City, Madison Square Garden

**COPPIN STATE (0-1)**  
Dec. 22, 1994 H L 66-69

**CORNELL (3-0)**  
Dec. 28, 1962 Mia W 55-48  
Dec. 23, 1975 H W 87-71  
Dec. 30, 1995 H W 70-60

Mia = Miami, Fla.

**CREIGHTON (0-1)**  
Dec. 30, 1964 OKC L 79-93

OKC = Oklahoma City, Okla.

**DAYTON (0-2)**  
March 16, 1984 SL C L 66-74  
Nov. 26, 1995 Haw L 73-86

SLC = Salt Lake City, Utah  
Haw = Honolulu, Hawaii

**DELAWARE (1-0)**  
Dec. 29, 1979 H W 92-64

**DELAWARE STATE (1-0)**  
Dec. 3, 2002 H W 65-44

**DENISON (1-0)**  
Jan. 1, 1987 Haw W 99-45

Haw = Honolulu, Hawaii

**DENVER (1-0)**  
Dec. 18, 1964 Evan W 88-82

Evan = Evansville, Ind.

**DEPAUL (3-3)**  
Feb. 5, 1940 A L 28-53  
Dec. 26, 1970 OKC W 91-72  
Dec. 30, 1975 H L 67-70  
Dec. 21, 1977 H W 68-67  
Jan. 20, 1980 A L 75-78  
March 20, 1987 Cinn W 63-58

OKC = Oklahoma City, Okla.  
Cinn = Cincinnati, Ohio

**LSU at home: Tied, 1-1**  
**at DePaul: DePaul leads, 2-0**  
**at Neutral Sites: LSU leads, 2-0**

**DIXON ACADEMY (2-0)**  
Jan. 30, 1909 A W 35-20  
March 6, 1909 H W 21-12

**DRAKE (1-0)**  
Jan. 2, 1993 H W 94-86

**DUKE (2-5)**  
March 3, 1930 Atl L 34-43  
Dec. 1960 A L (ot) 74-80  
Dec. 20, 1974 Col W 105-95  
Feb. 10, 1991 A L 70-88  
Feb. 8, 1992 H L 67-77  
Dec. 22, 1992 Maui L 67-96  
Mar. 23, 2006 Atl W 62-54

Atl = Atlanta, Ga.  
Col = Columbia, S.C.  
Maui = Maui, Hawaii

**LSU at home: Duke leads, 1-0**  
**at Duke: Duke leads, 2-0**  
**at Neutral Sites: Tied, 2-2**

**DUQUESNE (1-0)**  
Dec. 30, 1968 OKC W 94-91

OKC = Oklahoma City, Okla.

**EVANSVILLE (0-1)**  
Dec. 19, 1964 A L 73-93

**FARLEIGH-DICKINSON (1-0)**  
Dec. 22, 1975 H W 93-70

**FLORIDA (60-39)**  
Feb. 28, 1947 Lville W 60-45  
Jan. 5, 1948 H L 36-38  
Dec. 11, 1948 A W 52-50  
Dec. 17, 1949 H W 73-49  
March 2, 1950 Lville W 66-57  
Dec. 9, 1950 A W 77-59  
Feb. 23, 1952 H W 65-57  
March 1952 Lville W 77-69  
Feb. 10, 1953 A W 68-56  
Jan. 11, 1954 H W 91-59  
Jan. 10, 1955 A L 73-78  
Jan. 1956 H W 91-90  
Jan. 8, 1957 A L 50-74  
Jan. 1958 H L 57-81  
Jan. 5, 1959 A L 63-69  
Jan. 2, 1960 H L 63-73  
Jan. 1961 A L 75-79  
Jan. 6, 1962 H W 74-57  
Jan. 5, 1963 A W 72-63  
Jan. 6, 1964 H W 87-65  
Jan. 4, 1965 A L 62-102  
Feb. 28, 1966 H W 86-73  
Jan. 7, 1967 H L 70-87  
Feb. 11, 1967 A L 71-95  
Jan. 6, 1968 A L 90-97  
Feb. 10, 1968 H W (ot) 93-92  
Dec. 18, 1968 H W (ot) 93-89  
Feb. 12, 1969 A L 79-95  
Feb. 4, 1970 A W 97-75  
Feb. 11, 1970 H W 94-85  
Dec. 18, 1970 H W 87-77  
Feb. 10, 1971 A W 86-74  
Dec. 22, 1971 A L 81-92  
Jan. 24, 1972 H W 84-73  
Dec. 22, 1972 H W 67-54  
Jan. 22, 1973 A L 70-73

Jan. 7, 1974	A	L	68-72
Feb. 9, 1974	H	W	102-81
Jan. 6, 1975	H	W	92-91
Feb. 8, 1975	A	L	76-92
Jan. 5, 1976	H	W	85-79
March 8, 1976	A	L	81-94
Jan. 31, 1977	H	L	68-83
Feb. 28, 1977	A	W	79-74
Jan. 21, 1978	H	L	70-74
Feb. 18, 1978	A	L	72-73
Jan. 13, 1979	H	W	80-72
Feb. 10, 1979	A	W (ot)	88-82
Dec. 1, 1979	H	W	112-81
Jan. 26, 1980	A	W	66-58
Feb. 28, 1980	Birm	W	95-82
Jan. 3, 1981	A	W	92-66
Jan. 31, 1981	H	W	92-75
March 5, 1981	Birm	W	85-73
Jan. 2, 1982	H	W	61-60
Jan. 30, 1982	A	W	61-59
Feb. 1, 1983	H	W	78-69
Feb. 28, 1983	A	W (ot)	91-87
Feb. 1, 1984	A	L	60-78
Feb. 27, 1984	H	W	77-73
Jan. 23, 1985	H	W	86-68
Feb. 23, 1985	H	W	61-59
Jan. 22, 1986	A	L	65-74
Feb. 22, 1986	H	W	80-69
March 6, 1986	Lex	W	72-66
Dec. 16, 1986	A	L	75-96
Jan. 21, 1987	H	L	51-75
March 6, 1987	Atl	W	72-66
Jan. 27, 1988	A	L	50-61
March 6, 1988	H	W	86-69
Dec. 10, 1988	A	W	111-101
March 1, 1989	H	L	95-104
Jan. 27, 1990	H	W	70-52
Feb. 27, 1990	A	L	63-76
Jan. 26, 1991	H	W	76-66
Feb. 27, 1991	A	W	79-66
Feb. 5, 1992	A	W	70-50
Jan. 16, 1993	H	W	85-51
Jan. 5, 1994	A	L	73-74
Jan. 3, 1995	H	W	70-66
Jan. 27, 1996	A	L	70-73
Jan. 7, 1997	H	W (ot)	88-82
Jan. 17, 1998	A	W	66-63
Jan. 20, 1999	H	L	58-77
Mar. 4, 1999	Atl	L	75-97
Jan. 12, 2000	A	L	57-82
Feb. 13, 2001	H	L (ot)	74-81
Jan. 16, 2002	A	L	70-102
Jan. 28, 2003	H	L	53-70
March 14, 2003	NO	W	65-61
Feb. 14, 2004	A	W	73-70
Feb. 19, 2005	H	W	77-73
Feb. 11, 2006	A	L	62-71
Mar. 11, 2006	Nv	L	65-81
Feb. 24, 2007	H	W	66-56
Feb. 13, 2008	A	W	85-73
Feb. 24, 2009	H	W	81-75
Jan. 16, 2010	A	L	58-72
Feb. 20, 2011	H	L	61-68

Lville = Louisville, Ky.  
 Birm = Birmingham, Ala.  
 Lex = Lexington, Ky.  
 Atl = Atlanta, Ga.  
 NO = New Orleans  
 NV = Nashville, Tenn.

**LSU at home: LSU leads, 34-12**  
**at Florida: Florida leads, 25-18**  
**at Neutral Sites: LSU leads, 8-2**

### FLORIDA STATE (3-2)

Dec. 1957	H	W	67-51
Dec. 27, 1958	A	L	67-82
Dec. 1, 1959	H	W	89-78
Dec. 16, 1967	Mil	L	100-130
Dec. 30, 2004	NO	W	67-50

Mil = Milwaukee, Wis.  
 NO = New Orleans, La.

### FORDHAM (1-0)

Dec. 28, 1953	NO	W	65-49
---------------	----	---	-------

NO = New Orleans, La.

### FRESNO STATE (1-2)

Dec. 28, 1996	H	W#	79-75
Nov. 26, 1997	A	L	65-90
Nov. 28, 1999	Hon	W	95-85

# = Game vacated by NCAA  
 Hon = Honolulu, Hawaii

### FURMAN (0-1)

Dec. 1960	A	L (3ot)	55-56
-----------	---	---------	-------

### GEORGE MASON (1-0)

Dec. 3, 1994	H	W	127-104
--------------	---	---	---------

### GEORGETOWN (4-2)

March 15, 1970	NYC	W	83-82
Jan. 6, 1972	H	W	90-71
Nov. 30, 1980	Anch	W	76-67
Feb. 2, 1986	A	L	72-74
March 18, 1988	Hford	L	63-66
Jan. 28, 1989	NO	W	82-80

### GEORGIA (60-41)

Feb. 11, 1920	A	L	15-32
Dec. 23, 1935	H	W	46-34
March 2, 1939	Knox	W	50-28
Jan. 1943	A	W	54-39
March 2, 1946	Lville	W	60-41
Feb. 6, 1951	A	L	65-68
Jan. 18, 1952	H	W	98-60
Jan. 19, 1953	A	W	55-50
Jan. 8, 1954	H	W	97-62
Jan. 9, 1954	H	W	100-53
Jan. 8, 1955	A	L (ot)	70-76
Dec. 29, 1955	Jville	W	91-86
Jan. 7, 1956	H	W	96-77
Jan. 6, 1957	A	L	70-78
Jan. 1958	H	L	56-59
Dec. 29, 1958	Jville	W	63-60
Jan. 3, 1959	A	W	79-66
Dec. 29, 1959	Jville	L	67-79
Jan. 4, 1960	H	W	81-77
Jan. 1961	A	L	66-80
Jan. 8, 1962	H	W	76-57
Jan. 7, 1963	A	L (ot)	67-76
Jan. 4, 1964	H	W	81-63
Jan. 2, 1965	H	W	70-69
Jan. 1, 1966	A	L	52-82
Jan. 9, 1967	H	W	87-85
Feb. 13, 1967	A	L	65-78
Jan. 8, 1968	A	W	79-76
Feb. 12, 1968	H	L	73-78
Dec. 21, 1968	H	W	98-89
March 8, 1969	A	W (2ot)	90-80
Feb. 18, 1970	H	W	88-86
March 7, 1970	A	W	99-88
Dec. 21, 1970	H	W	97-76
March 6, 1971	A	W	69-66
Dec. 20, 1971	A	L	95-115
Jan. 22, 1972	H	W	69-68
Dec. 16, 1972	H	L	62-66
Jan. 20, 1973	A	W	56-55
Jan. 21, 1974	H	W	90-83
Feb. 23, 1974	A	W	84-79
Jan. 20, 1975	A	W	90-89
Feb. 22, 1975	H	W (ot)	96-90
Jan. 24, 1976	H	L	79-83
Feb. 21, 1976	A	L	70-75
Jan. 17, 1977	H	W	97-77
Feb. 14, 1977	A	W	75-69
Jan. 7, 1978	H	W	96-78
Feb. 4, 1978	A	W	89-68
Jan. 3, 1979	H	W	97-75
Jan. 27, 1979	A	L	88-93
Jan. 12, 1980	A	L (2ot)	72-73
Feb. 9, 1980	H	W	96-77
Jan. 17, 1981	H	W	78-65
Feb. 14, 1981	A	W	64-62
March 6, 1981	Birm	L	60-68
Jan. 16, 1982	A	W	54-53
Feb. 13, 1982	H	L	51-57
Jan. 8, 1983	H	W	60-56
Feb. 5, 1983	A	W	70-59
Jan. 5, 1984	A	W	81-77
Feb. 4, 1984	H	W (ot)	69-68
Jan. 2, 1985	A	W	79-74
Feb. 2, 1985	H	L	58-59

Feb. 1, 1986	A	L	76-92
Jan. 10, 1987	H	L (ot)	63-64
Feb. 11, 1987	A	L	57-63
March 7, 1987	Atl	W (2ot)	89-88
Jan. 16, 1988	A	L	50-59
Feb. 17, 1988	H	W	63-62
Jan. 25, 1989	A	W	80-79
Feb. 20, 1989	H	W	97-83
Jan. 24, 1990	H	L (ot)	92-94
Feb. 25, 1990	A	L	85-86
Jan. 7, 1991	H	W	83-76
Feb. 8, 1991	A	W	89-86
Feb. 11, 1992	H	L	62-64
Feb. 27, 1993	A	L	78-81
Feb. 19, 1994	H	L	84-100
March 10, 1994	Mem	L	70-83
Feb. 18, 1995	A	L	89-98
Feb. 7, 1996	H	L	82-85
Feb. 22, 1997	A	L	59-82
March 6, 1997	Mem	L	54-75
Jan. 24, 1998	H	L	52-61
Feb. 20, 1999	A	L	57-59
Jan. 19, 2000	H	W	61-57
Jan. 21, 2001	A	L	63-68
March 8, 2001	Nash	W	63-62
Feb. 23, 2002	H	L	54-55
March 8, 2002	Atl	W	78-76
Jan. 5, 2003	H	L	63-89
Jan. 28, 2004	H	W	63-59
Feb. 2, 2005	A	W	95-79
Jan. 25, 2006	H	W	81-52
Jan. 28, 2007	A	L	54-57
March 2, 2008	H	W	71-64
Feb. 4, 2009	A	W	80-62
March 6, 2010	H	W	50-48
March 2, 2011	A	L	53-73

Knox = Knoxville, Tenn.  
 Lville = Louisville, Ky.  
 Jville = Jacksonville, Fla.  
 Birm = Birmingham, Ala.  
 Atl = Atlanta, Ga.  
 Mem = Memphis, Tenn.  
 Nash = Nashville, Tenn.

**LSU at home: LSU leads, 32-13**  
**at Georgia: Georgia leads, 24-21**  
**at Neutral Sites: LSU leads, 7-4**

### GEORGIA STATE (1-0)

Dec. 28, 1994	H	W	105-70
---------------	---	---	--------

### GEORGIA TECH (20-14)

Feb. 10, 1927	H	W	29-27
Feb. 26, 1932	A	W	36-33
Feb. 4, 1938	H	W	47-35
Feb. 9, 1939	A	L	35-37
Feb. 2, 1940	H	L	33-34
Feb. 10, 1941	A	W	43-41
Feb. 6, 1942	H	W	54-41
Jan. 1943	A	L	44-45
Jan. 10, 1948	H	L	40-52
Jan. 26, 1948	A	W	54-46
Jan. 8, 1949	H	W	65-59
Feb. 7, 1949	A	W	72-63
March 4, 1949	Lville	W	55-53
Jan. 6, 1950	H	W	63-52
Feb. 6, 1950	A	L	58-85
Jan. 5, 1951	H	W	68-49
Feb. 4, 1952	A	W	73-51
Feb. 21, 1953	H	W	76-52
Feb. 13, 1954	A	W	89-54
Feb. 12, 1955	H	L (ot)	72-79
Feb. 13, 1956	A	L	74-97
Feb. 11, 1957	H	L	60-87
Feb. 1958	A	L	61-88
Feb. 9, 1959	H	L	63-64
Feb. 8, 1960	A	L	56-76
Feb. 1961	H	W	63-50
Feb. 10, 1962	A	W	52-51
Feb. 9, 1963	H	W	56-54
Feb. 7, 1964	A	L	49-51
March 20, 1986	A	W	70-64
Dec. 14, 1986	H	W	52-44
March 15, 1987	Chi	W	85-79
Dec. 16, 1987	A	L	70-87
March 17, 1990	Knox	L	91-94

Lville = Louisville, Ky.

Chi = Chicago, Ill.

Knox = Knoxville, Tenn.

**LSU at home: LSU leads, 10-5**  
**at Georgia Tech: Tied, 8-8**  
**at Neutral Sites: LSU leads, 2-1**

### GRAMBLING STATE (2-0)

Nov. 20, 2000	H	W	112-37
Dec. 13, 2008	H	W	87-41

### HARDIN-SIMMONS (4-0)

Dec. 30, 1947	FtW	W	62-46
Dec. 14, 1985	H	W	87-71
Dec. 19, 1986	H	W	77-71
Dec. 30, 1989	H	W	100-66

FtW = Fort Worth, Texas

### HAWAII (0-1)

Nov. 28, 1982	A	L	66-68
---------------	---	---	-------

### HAWAII-HILO (2-0)

Dec. 3, 1985	A	W	70-61
Nov. 24, 2001	A	W	64-62

### HAWAII-LOA (1-0)

Dec. 2, 1985	A	W	77-68
--------------	---	---	-------

### HAWAII-PACIFIC (2-0)

Nov. 27, 1982	A	W	98-76
Dec. 1, 1985	A	W	101-89

### HOLY CROSS (1-1)

March 14, 1953	Ral	W	81-73
Dec. 29, 1953	NO	L	56-66

Ral = Raleigh, N.C.  
 NO = New Orleans, La.

### HOUSTON (6-9)

Dec. 22, 1962	A	W	74-73
Dec. 15, 1965	A	L	87-110
Dec. 27, 1971	A	L	66-100
Dec. 29, 1981	NO	L	69-73
Dec. 6, 1983	H	L	91-100
Dec. 8, 1984	A	L	73-81
Dec. 30, 1997	H	W	72-50
Nov. 30, 1998	A	L	55-67
Nov. 28, 2000	A	W	61-59
Dec. 20, 20			



## INDIANA STATE (1-0)

Nov. 16, 2009	H	W	56-45
---------------	---	---	-------

## IONA (2-0)

Dec. 22, 1973	H	W	105-78
Mar. 16, 2006	Jv	W	80-64

Jv = Jacksonville, Fla.

## IOWA (2-1)

Dec. 28, 1963	Port	W	92-81
Nov. 26, 1996	Maui	W*	70-60
March 13, 2002	A	W	63-61

\*Game forfeited by NCAA

Port = Portland, Ore.

Maui = Maui, Hawaii

## JACKSONVILLE (0-1)

Dec. 30, 1959	A	L	63-72
---------------	---	---	-------

## JACKSON STATE (3-1)

Dec. 22, 1995	H	L	76-87
Dec. 14, 1997	H	W	57-49
Dec. 12, 1998	H	W	72-53
Nov. 15, 2008	H	W	79-65

## JEFFERSON COLLEGE (5-0)

Dec. 1915	H	W	55-18
Dec. 13, 1917	H	W	42-18
Feb. 1, 1919	H	W	66-18
Dec. 30, 1919	H	W	46-15
Dec. 31, 1919	H	W	57-24

## KANSAS (1-3)

Dec. 12, 1953	H	W	68-63
Dec. 6, 1954	A	L	58-83
Nov. 17, 1989	H	L	83-89
Nov. 25, 1996	Maui	L	53-82

Maui = Maui, Hawaii

## KENTUCKY (24-80)

Feb. 22, 1933	Atl	L	38-51
Feb. 26, 1937	Knox	L	37-57
March 3, 1939	Knox	L	34-53
March 3, 1944	Lville	L	28-55
Feb. 1945	Lville	L	37-63
March 2, 1946	N	L	36-59
March 1948	N	L	47-63
Jan. 31, 1951	H	L	59-81
Jan. 5, 1952	A	L	47-57
March 1952	N	L	43-44
March 9, 1954	Nash	L	56-63
Dec. 4, 1954	A	L	58-74
Jan. 17, 1955	H	L	62-64
Dec. 3, 1955	H	L	52-62
Jan. 14, 1956	A	L	65-107
Jan. 12, 1957	H	L	46-51
Jan. 1958	A	L	52-97
Jan. 10, 1959	H	L	61-76
Jan. 9, 1960	A	L	45-77
Jan. 1961	H	W	73-59
Jan. 12, 1962	A	L	63-84
Jan. 11, 1963	H	L	56-63
Jan. 10, 1964	A	L	84-103
Jan. 9, 1965	H	L	66-79
Jan. 24, 1966	A	L	85-111
Jan. 28, 1967	A	L	72-102
Feb. 4, 1967	H	L	84-105
Jan. 27, 1968	H	L	95-121
Feb. 3, 1968	A	L	96-109
Jan. 25, 1969	H	L	96-108
Feb. 22, 1969	A	L	89-103
Jan. 24, 1970	A	L	96-109
Feb. 21, 1970	H	L	105-121
Jan. 23, 1971	H	L	79-82
Feb. 20, 1971	A	L	73-110
Jan. 29, 1972	A	L	71-89
Feb. 26, 1972	H	W	88-71
Jan. 27, 1973	H	L	71-86
Feb. 24, 1973	A	L	76-94
Jan. 5, 1974	H	W	95-84
Feb. 4, 1974	A	L	70-73
Jan. 4, 1975	A	L	80-115
Feb. 3, 1975	H	L	76-77
Feb. 2, 1976	A	L	71-85
Feb. 1, 1976	H	L	70-85
Jan. 22, 1977	A	L	72-87

Feb. 19, 1977	H	L	76-90
Jan. 14, 1978	A	L	76-96
Feb. 11, 1978	H	W (ot)	95-94
Jan. 6, 1979	A	W	93-89
Feb. 3, 1979	H	W	70-61
March 2, 1979	Birm	L	67-80
Jan. 28, 1980	A	W	65-60
Feb. 24, 1980	H	L (ot)	74-76
March 1, 1980	Birm	W	80-78
Jan. 19, 1981	H	W	81-67
March 1, 1981	A	L	71-73
Jan. 25, 1982	A	L	65-76
Feb. 27, 1982	H	W	94-78
Jan. 5, 1983	A	L	50-52
March 5, 1983	H	W	74-60
Jan. 7, 1984	H	L	80-96
March 5, 1984	A	L	68-90
Jan. 31, 1985	A	L	43-53
March 2, 1985	H	W	67-61
Jan. 29, 1986	H	L	52-54
March 1, 1986	A	L	57-68
March 7, 1986	A	L	58-61
March 22, 1986	Atl	W	59-57
Jan. 18, 1987	A	W	76-41
Feb. 21, 1987	H	W	65-52
Jan. 23, 1988	H	L	61-76
Feb. 24, 1988	A	L	65-92
March 12, 1988	H	L	80-86
Jan. 14, 1989	A	W	64-62
Feb. 15, 1989	H	W	99-80
Jan. 13, 1990	H	W	94-81
Feb. 15, 1990	A	L	95-100
Jan. 5, 1991	A	L	80-93
Feb. 5, 1991	H	W	107-88
Feb. 2, 1992	H	W	74-53
March 14, 1992	Birm	L	74-80
Jan. 26, 1993	A	L	67-105
March 14, 1993	A	L	65-82
Feb. 15, 1994	H	L	95-99
March 4, 1995	A	L	80-127
Jan. 16, 1996	H	L	97-129
Feb. 12, 1997	A	L	48-84
Feb. 4, 1998	H	L	61-63
Jan. 30, 1999	A	L	62-86
Feb. 13, 2000	H	W	70-57
Feb. 21, 2001	A	L	61-84
Feb. 9, 2002	H	L	56-68
Feb. 15, 2003	A	L	57-68
Feb. 29, 2004	H	L	64-70
Jan. 22, 2005	A	L	58-89
Mar. 12, 2005	Atl	L (ot)	78-79
Feb. 25, 2006	H	W	71-67
Feb. 20, 2007	A	L	63-70
Feb. 16, 2008	H	L	63-67
Feb. 28, 2009	A	W	73-70
Mar. 13, 2009	Tam	W	67-58
Feb. 6, 2010	H	L	55-81
Jan. 15, 2011	A	L	44-82

Atl = Atlanta, Ga.

Knox = Knoxville, Tenn.

Lville = Louisville, Ky.

Nash = Nashville, Tenn.

Birm = Birmingham, Ala.

Tam = Tampa, Fla.

LSU at home: Kentucky leads, 28-16

at Kentucky: Kentucky leads, 39-5

at Neutral Sites: Kentucky leads, 13-3

## LAFAYETTE (PA.) (2-0)

Dec. 19, 1957	Char	W	80-72
Dec. 30, 1996	H	W	64-43

Char = Charlotte, N.C.

## LAMAR (3-1)

March 14, 1981	Aus	W	100-78
Dec. 16, 1985	A	W	74-57
Dec. 4, 1989	H	W	116-76
Dec. 1, 1997	H	L	64-70

Aus = Austin, Texas

## LEBANON VALLEY (1-0)

March 13, 1953	Ral	W	89-76
----------------	-----	---	-------

Ral = Raleigh, N.C.

## LONG ISLAND (1-0)

Dec. 15, 1947	A	L	47-67
---------------	---	---	-------

## LOUISIANA COLLEGE (28-6)

Dec. 19, 1913	A	W	17-15
Jan. 17, 1914	H	W	27-24
Feb. 1915	H	W	30-4
Jan. 1916	H	W	14-11
Jan. 1916	H	W	20-19
Jan. 1920	A	W	35-20
Jan. 30, 1920	H	W	63-19
Jan. 31, 1920	H	W	39-15
Jan. 13, 1922	H	W	52-26
Jan. 14, 1922	H	W	50-22
Dec. 1922	H	W	23-22
Dec. 1922	H	W	33-22
Jan. 14, 1925	A	W	23-17
Jan. 15, 1925	A	L	20-27
Jan. 28, 1925	H	W	39-36
Jan. 29, 1925	H	W	32-31
Jan. 11, 1926	H	W	39-28
Jan. 12, 1926	H	W	44-22
Jan. 21, 1927	A	L	19-35
Jan. 22, 1927	A	W	23-20
Feb. 10, 1928	H	W	47-17
Feb. 11, 1928	H	W	47-22
Jan. 14, 1929	A	W	32-31
Jan. 15, 1929	A	L	43-44
Jan. 3, 1930	A	L	41-53
Jan. 4, 1930	A	L	15-55
Dec. 7, 1953	H	W	128-74
Dec. 1, 1954	H	W	80-63
Dec. 1, 1955	H	L	79-84
Dec. 3, 1956	H	W	89-81
Dec. 1957	H	W	66-62
Dec. 11, 1958	H	W	59-53
Dec. 4, 1959	H	W	73-68
Dec. 23, 1995	H	W	104-65

LSU at home: LSU leads, 23-1

at La. College: Tied, 5-5

## LOUISIANA-LAFAYETTE (36-10)

Jan. 9, 1914	H	W	44-7
Jan. 14, 1915	H	W	29-6
Jan. 15, 1915	H	W	39-16
Dec. 1915	H	W	44-14
Dec. 1915	H	W	69-13
Dec. 1916	A	W	33-20
Dec. 1916	A	L	13-21
Dec. 1916	H	W	50-13
Jan. 11, 1918	A	W	36-7
Jan. 1921	H	W	47-11
Feb. 11, 1921	H	W	61-8
Jan. 10, 1922	H	W	41-8
Jan. 11, 1922	H	W	29-17
Jan. 1923	H	W	25-22
Jan. 19, 1924	H	L	12-15
Jan. 21, 1924	H	L	14-26
Jan. 9, 1925	H	W	30-19
Jan. 10, 1925	H	W	22-17
Jan. 8, 1926	A	W	25-13
Jan. 9, 1926	A	W	31-29
Feb. 21, 1927	H	W	34-22
Feb. 22, 1927	H	W	29-12
Jan. 6, 1928	H	W	40-17
Jan. 7, 1928	H	W	36-17
Jan. 7, 1929	H	W	23-17
Jan. 8, 1929	H	W	29-22
Feb. 11, 1929	A	L	34-36
Feb. 12, 1929	A	L	23-25
Jan. 30, 1931	H	L	26-40
Jan. 31, 1931	H	L	29-34
Jan. 8, 1932	H	W	44-23
Jan. 9, 1932	H	W	50-35
Dec. 18, 1934	H	W	54-30
Dec. 18, 1935	H	W	43-28
Dec. 16, 1936	H	W	44-19
Dec. 13, 1937	H	W	31-26
Dec. 10, 1940	H	L	30-39
Feb. 19, 1944	H	L	40-62
Feb. 21, 1944	H	L	37-60
Jan. 6, 1945	H	W	44-42
Jan. 24, 1945	A	W	59-44
Dec. 4, 2001	H	W	83-65
Nov. 21, 2004	H	W	83-69
Dec. 17, 2005	H	W	81-62
Dec. 31, 2008	H	W	81-79
Dec. 1, 2009	H	W	66-58

LSU at home: LSU leads, 31-7

at Lafayette: LSU leads, 5-3

## LOUISIANA-MONROE (5-0)

Nov. 22, 1991	H	W
---------------	---	---

Jan. 1960	A	W	51-49
Nov. 26, 1961	H	W	57-48
Feb. 1, 1962	A	W	77-61
Dec. 3, 1962	H	W	79-66
Jan. 30, 1963	A	W	72-69
Dec. 2, 1963	H	W	80-67
Jan. 29, 1964	A	W	73-62
Dec. 1, 1964	H	W	88-78
Feb. 10, 1965	A	W	89-76
Dec. 1, 1965	H	L	61-72
Dec. 9, 1965	A	W	88-84
Dec. 9, 1966	A	L (2ot)	86-87
Dec. 9, 1967	H	W	90-56
Dec. 2, 1968	A	W	109-82
Dec. 9, 1969	H	W	100-87
Dec. 1, 1970	A	W	109-103
Jan. 8, 1972	H	W	103-85

LSU at home: LSU leads, 21-7  
at Loyola-NO: LSU leads, 16-8

## MAINE (1-0)

Dec. 15, 1979	H	W	103-81
---------------	---	---	--------

## MARIST (2-0)

Nov. 25, 1988	H	W	94-58
Dec. 29, 1995	H	W	80-65

## MARQUETTE (0-1)

March 19, 1970	NYC	L	79-101
----------------	-----	---	--------

NYC = New York City, N.Y.

## MARYLAND (2-2)

Feb. 23, 1931	Atl	L	34-37
Dec. 21, 1963	Bburg	L	65-75
Dec. 12, 1987	H	W	55-54
Jan. 2, 1989	A	W	79-77

Atl = Atlanta, Ga.  
Bburg = Blacksburg, Va.

## MARYLAND BALTIMORE CO. (1-0)

Dec. 30, 1995	H	W	88-67
---------------	---	---	-------

## MCNEESE STATE (20-0)

Dec. 6, 1986	A	W	77-62
Dec. 8, 1988	H	W	91-89
Dec. 2, 1989	H	W	85-49
Jan. 20, 1992	H	W	115-67
Dec. 1, 1992	H	W	83-72
Dec. 16, 1993	H	W	93-72
Nov. 29, 1994	H	W	86-71
Dec. 1, 1995	H	W	83-73
Nov. 21, 1998	H	W	56-39
Dec. 13, 2000	H	W	87-68
Dec. 15, 2001	H	W	80-57
Dec. 7, 2002	H	W	93-72
Nov. 24, 2003	H	W	87-77
Dec. 13, 2004	H	W	82-79
Dec. 10, 2005	H	W	90-70
Nov. 29, 2006	H	W	91-57
Nov. 14, 2007	H	W	78-74
Dec. 22, 2008	H	W	62-59
Jan. 4, 2010	H	W	83-60
Dec. 16, 2010	H	W (ot)	78-66

LSU at home: LSU leads, 19-0  
At McNeese St.: LSU leads, 1-0

## MEMPHIS (2-3)

Jan. 12, 1972	A	L	65-82
Dec. 5, 1972	H	W	69-57
March 15, 1986	H	W	83-81
Dec. 23, 1992	Maui	L	66-70
Nov. 21, 2010	Tupelo	L	61-70

Maui = Maui, Hawaii

## MERCER (3-0)

Feb. 12, 1920	A	W	33-22
Dec. 5, 1992	H	W	92-48
Nov. 24, 2001	Hilo	W	64-62

Hilo = Hilo, Hawaii

## MIAMI (FLA.) (1-3)

Dec. 11, 1950	A	L	62-68
Dec. 1952	H	W	86-58
Dec. 1957	H	L	65-73
Dec. 27, 2001	NO	L	61-68

NO = New Orleans, La.

## MICHIGAN (0-2)

Dec. 5, 1995	H	L	68-69
Dec. 15, 1996	A	L	59-70

## MICHIGAN STATE (0-1)

March 16, 1979	Indy	L	71-87
----------------	------	---	-------

Indy = Indianapolis, Ind.

## MIDDLE TENNESSEE ST. (1-0)

Nov. 27, 1991	H	W	96-65
---------------	---	---	-------

## MILLSAPS (5-0)

Feb. 1917	H	W	95-6
Feb. 1917	A	W	57-11
Feb. 6, 1918	A	W	66-10
Feb. 1923	H	W	32-10
Feb. 1923	H	W	34-23

## OLE MISS (116-84)

Feb. 4, 1910	H	W	39-14
Feb. 5, 1910	H	W	25-4
Jan. 15, 1912	H	W	27-15
Feb. 16, 1912	H	W	33-11
Feb. 21, 1916	H	W	55-29
Feb. 18, 1921	H	L	22-23
Feb. 19, 1921	H	W	26-16
Jan. 15, 1926	H	W	27-24
Jan. 16, 1926	H	L	19-43
Jan. 14, 1927	H	L	16-36
Jan. 15, 1927	H	W	22-21
Jan. 13, 1928	H	W	20-17
Jan. 14, 1928	H	W	36-25
Jan. 15, 1928	H	L	23-33
Jan. 26, 1928	H	W	34-33
Feb. 25, 1928	Atl	L	28-53
Jan. 11, 1929	H	L	21-42
Jan. 12, 1929	H	L	17-34
Jan. 18, 1929	A	L	24-28
Jan. 19, 1929	A	L	25-30
Jan. 10, 1930	A	L	27-31
Jan. 11, 1930	A	W	31-21
Jan. 17, 1930	H	L	24-47
Jan. 18, 1930	H	L	29-32
Jan. 15, 1931	A	W	26-24
Jan. 16, 1931	A	L	29-30
Jan. 15, 1932	A	W	37-34
Jan. 16, 1932	A	L	22-24
Jan. 29, 1932	H	W	55-53
Jan. 30, 1932	H	L	33-35
Jan. 13, 1933	A	L	37-40
Jan. 14, 1933	A	L	32-34
Feb. 13, 1933	H	W	53-33
Feb. 14, 1933	H	W	50-33
Feb. 12, 1934	H	W	52-33
Feb. 13, 1934	H	W	49-39
Feb. 4, 1935	H	W	47-32
Feb. 5, 1935	H	W	47-33
Jan. 31, 1936	H	W	54-37
Feb. 1, 1936	H	L	46-51
Feb. 14, 1936	A	L	47-59
Feb. 15, 1936	A	L	51-69
Jan. 13, 1937	A	L	47-50
Jan. 14, 1937	A	L	27-40
Jan. 14, 1938	H	L	48-59
Jan. 15, 1938	H	L	44-47
March 4, 1938	H	L	41-68
Jan. 9, 1939	A	W	42-41
Jan. 10, 1939	A	W	42-34
Feb. 13, 1939	H	W	50-48
Feb. 14, 1939	H	W	59-18
Jan. 12, 1940	H	W	51-47
Feb. 10, 1940	H	L	33-45
Jan. 10, 1941	A	W	56-32
Feb. 5, 1941	H	W	67-39
Jan. 6, 1942	A	W	56-35
Jan. 17, 1942	H	L	42-51
Jan. 8, 1943	H	W	54-34
Jan. 16, 1943	A	W	51-39
Jan. 12, 1946	A	W	53-23
Feb. 4, 1946	H	W	60-35
March 1, 1946	Lville	W	69-34
Jan. 10, 1947	A	W	54-43
Feb. 3, 1947	H	W	63-43
Feb. 27, 1947	Lville	W	61-36
Feb. 2, 1948	A	L	37-49
Feb. 23, 1948	H	W	52-50

Jan. 31, 1949	A	W	58-48
Feb. 12, 1949	H	W	49-38
Dec. 19, 1949	H	W	74-61
Jan. 28, 1950	A	L	65-75
Dec. 16, 1950	A	L	67-72
Feb. 17, 1951	H	L	48-69
March 2, 1951	Lville	W	62-57
Dec. 13, 1951	A	W	81-69
Jan. 30, 1952	A	L	65-68
Feb. 18, 1952	H	W	78-67
March 1, 1952	Lville	W	75-60
Jan. 12, 1953	A	W	67-66
Feb. 23, 1953	H	W	63-48
Feb. 1, 1954	H	W	53-52
March 1, 1954	A	W	76-53
Jan. 31, 1955	A	L	69-89
Feb. 28, 1955	H	W	68-65
Feb. 6, 1956	H	W	100-76
Feb. 27, 1956	A	L	70-81
Feb. 2, 1957	A	L	73-79
Feb. 23, 1957	H	L	76-83
Feb. 3, 1958	H	L	63-76
Feb. 24, 1958	A	L	78-85
Dec. 30, 1958	Jville	W	69-55
Feb. 2, 1959	A	L	69-80
Feb. 23, 1959	H	W	99-93
Feb. 1, 1960	H	L	61-76
Feb. 22, 1960	A	L	70-90
Feb. 1961	A	W	75-69
Feb. 27, 1961	H	L	46-68
Feb. 5, 1962	H	W	70-59
Feb. 26, 1962	A	L	68-74
Feb. 4, 1963	A	L	48-60
Feb. 25, 1963	H	W	80-61
Feb. 1, 1964	H	W	77-67
Feb. 22, 1964	A	W	86-80
Feb. 1, 1965	A	W	58-56
Feb. 22, 1965	A	W	60-56
Jan. 3, 1966	A	L	80-81
Feb. 12, 1966	H	W	92-68
Dec. 19, 1966	A	L	67-74
Feb. 25, 1967	H	L	77-89
Dec. 19, 1968	H	W	81-68
Feb. 24, 1968	A	L	85-87
Feb. 1, 1969	H	L (ot)	81-84
March 1, 1969	A	L	76-78
Jan. 31, 1970	H	W	109-86
Feb. 28, 1970	A	W	103-90
Jan. 30, 1971	H	L	90-113
Feb. 27, 1971	A	L	54-62
Feb. 5, 1972	H	W	67-66
March 4, 1972	A	L	78-101
Feb. 3, 1973	A	L	59-84
March 3, 1973	H	W	70-69
Feb. 2, 1974	A	L	63-77
March 4, 1974	A	L	74-82
Feb. 1, 1975	H	W	94-86
March 8, 1975	A	W	91-86
Jan. 10, 1976	H	W	100-75
Feb. 7, 1976	A	W	67-57
Jan. 3, 1977	H	W	75-68
March 5, 1977	A	L	69-90
Jan. 28, 1978	A	W	74-61
Feb. 25, 1978	H	W	94-75
Jan. 20, 1979	A	W (ot)	70-69
Feb. 17, 1979	H	W	67-62
Jan. 23, 1980	H	W	72-66
Feb. 21, 1980	A	W	77-74
Jan. 28, 1981	A	W	63-59
Jan. 25, 1981	H	W	74-67
Jan. 27, 1982	H	W	53-46
Feb. 24, 1982	A	L	61-74
March 4, 1982	Lex	L	52-59
Jan. 15, 1983	A	W	71-68
Feb. 12, 1983	H	W	72-63
Jan. 14, 1984	H	W	93-70
Feb. 12, 1984	A	W	65-61
Dec. 5, 1984	H	W	89-64
Jan. 17, 1985	A	L	65-68
Jan. 13, 1986	H	W	86-68
Feb. 15, 1986	A	L	57-58
Jan. 5, 1987	A	L	63-73
Feb. 4, 1987	H	W (ot)	82-75
Jan. 9, 1988	A	W (ot)	69-61
Feb. 10, 1988	H	W	78-57
Feb. 1, 1989	H	W	107-57

March 4, 1989	A	L (ot)	112-113
Jan. 31, 1990	A	W	79-77
March 3, 1990	H	W	103-94
Jan. 19, 1991	H	W	87-71
Feb. 20, 1991	A	W	89-78
Jan. 25, 1992	A	W	83-73
Feb. 25, 1992	H	W	100-69
Jan. 23, 1993	A	L	62-71
March 6, 1993	H	W	71-56
March 12, 1993	Lex	W	89-70
Jan. 29, 1994	H	W	90-66
March 5, 1994	A	L	78-93
Jan. 21, 1995	H	W (ot)	87-81
Feb. 15, 1995	A	L	90-102
Feb. 3, 1996	H	W	71-66
Feb. 28, 1996	A	L	48-75
Feb. 5, 1997	H	L	73-79
Feb. 26, 1997	A	L	68-74
Jan. 21, 1998	A	L	58-80
Feb. 18, 1998	H	L	57-83
Feb. 3, 1999	H	L	66-82
Feb. 27, 1999	A	L	57-79
Feb. 16, 2000	A	W	97-53
March 4, 2000	H	W	64-60
Feb. 7, 2001	A	L	97-53
Feb. 28, 2001	H	W (ot)	78-77
Jan. 23, 2002	A	L	55-70
Feb. 27, 2002	H	W	59-56
Jan. 18, 2003	H	L	57-67
March 5, 2003	A	W	77-64
Jan. 21, 2004	A	L	49-53
March 3, 2004	H	W	58-45
Jan. 26, 2005	H	W	70-60
March 2, 2005	A	W	58-53
Jan. 28, 2006	A	W	79-73
March 4, 2006	H	W	55-52
Jan. 17, 2007	H	W	62-55
Feb. 14, 2007	A	L	70-71
March 8, 2007	Atl	L	60

Jan. 28, 1928	A	L	23-29
Feb. 4, 1929	H	L	16-26
Feb. 5, 1929	H	W	39-29
Feb. 1, 1930	Mer	W	32-24
Jan. 18, 1932	H	L	28-29
Jan. 19, 1932	H	W	40-15
Jan. 25, 1932	A	W	30-26
Jan. 26, 1932	A	W	33-29
Jan. 11, 1933	A	W	32-28
Jan. 12, 1933	A	W	49-26
Jan. 17, 1933	H	W	45-40
Jan. 18, 1933	H	W	37-33
Jan. 9, 1934	A	L	46-47
Jan. 10, 1934	A	W	48-23
Feb. 8, 1934	H	W	54-39
Jan. 9, 1934	H	W	61-30
Feb. 13, 1935	H	W	67-32
Feb. 14, 1935	H	W	46-39
Jan. 13, 1936	A	L	38-49
Jan. 10, 1936	H	W	43-37
Feb. 11, 1936	H	W	45-40
Jan. 16, 1937	A	L	36-53
Feb. 15, 1937	H	W	42-41
Feb. 16, 1937	H	L	38-39
Jan. 31, 1938	H	W	38-33
Feb. 1, 1938	H	W	31-22
Feb. 14, 1938	A	W	66-44
Feb. 15, 1938	A	L	46-63
Jan. 30, 1939	A	W	48-32
Jan. 31, 1939	A	L	29-31
Feb. 3, 1939	H	W	47-45
Feb. 4, 1939	H	W	54-33
Jan. 13, 1940	A	L	37-49
Jan. 29, 1940	H	W	55-42
Jan. 11, 1941	A	L	26-35
Feb. 8, 1941	H	W	39-37
Jan. 10, 1942	A	L	41-43
Jan. 24, 1942	H	W	51-40
Jan. 8, 1943	H	L	40-48
Jan. 20, 1943	A	W	61-40
Jan. 15, 1945	A	L	39-47
Jan. 29, 1945	H	W	62-27
Jan. 11, 1946	A	W	54-30
Feb. 8, 1946	H	W	73-31
Jan. 11, 1947	A	W	61-57
Feb. 14, 1947	H	W	64-49
Jan. 31, 1948	A	L	49-53
Feb. 13, 1948	H	W	65-40
Jan. 10, 1949	H	W	64-40
Jan. 29, 1949	A	L	42-48
Jan. 30, 1950	A	L	41-48
Feb. 17, 1950	H	W	68-58
Dec. 15, 1951	A	L	69-94
Jan. 6, 1951	H	W	76-61
Dec. 12, 1952	A	L	54-59
Jan. 14, 1952	H	W	103-78
Feb. 28, 1952	Lville	W	77-44
Jan. 10, 1953	A	W	75-55
Feb. 27, 1953	H	W	82-47
Jan. 30, 1954	H	W	65-54
Feb. 27, 1954	A	W	61-57
Jan. 29, 1955	A	W	67-63
Feb. 26, 1955	H	L	80-84
Feb. 4, 1956	H	L	78-87
Feb. 25, 1956	A	W	79-71
Feb. 1, 1957	A	L	72-81
Feb. 22, 1957	H	L	76-94
Jan. 1958	H	L	54-71
March 1958	A	L	72-95
Jan. 31, 1959	A	L	71-78
Feb. 21, 1959	H	L	67-75
Jan. 30, 1960	H	L	60-71
Feb. 20, 1960	A	W	69-64
Jan. 1961	A	L	61-77
Feb. 25, 1961	H	L	54-56
Dec. 30, 1962	NO	L	51-73
Feb. 3, 1962	H	L	66-87
Feb. 24, 1962	A	L	48-58
Feb. 2, 1963	A	L	66-73
Feb. 23, 1963	H	L	64-99
Jan. 31, 1964	H	W	87-71
Feb. 21, 1964	A	W	63-60
Jan. 30, 1965	A	L	74-76
Feb. 20, 1965	H	W	94-76
Jan. 10, 1966	H	L	71-74
Feb. 5, 1966	A	L	61-66

Dec. 17, 1966	A	L	84-98
Feb. 20, 1967	H	L	64-66
Dec. 22, 1967	H	W	111-87
Feb. 19, 1968	A	W	94-83
Feb. 3, 1969	H	W	95-71
March 3, 1969	A	W	99-89
Feb. 2, 1970	H	W	109-91
March 2, 1970	A	W	97-87
Feb. 1, 1971	H	W	90-71
March 1, 1971	A	L	70-78
Feb. 7, 1972	H	W	62-60
March 2, 1972	A	L	71-89
Feb. 5, 1973	A	W	84-78
March 1, 1973	H	W	94-82
Jan. 14, 1974	A	L	75-89
Feb. 16, 1974	H	L (ot)	84-87
Jan. 16, 1975	H	L	84-93
Feb. 15, 1975	A	L	71-79
Jan. 19, 1976	A	L	83-90
Feb. 16, 1976	H	W	80-69
Jan. 12, 1977	A	L	77-80
Feb. 7, 1977	H	W	71-66
Jan. 2, 1978	A	L (ot)	82-84
March 4, 1978	H	L	67-68
Feb. 8, 1979	A	W	52-48
Feb. 24, 1979	H	L	57-65
Jan. 5, 1980	H	W	80-58
Feb. 2, 1980	A	W	75-63
Jan. 10, 1981	A	W	81-69
Feb. 7, 1981	H	W	94-89
Jan. 9, 1982	H	W	78-56
Feb. 6, 1982	A	W	57-43
Jan. 24, 1983	A	L	65-80
Feb. 21, 1983	H	W	86-73
Jan. 23, 1984	H	W	80-64
Feb. 20, 1984	A	W	85-70
Jan. 5, 1985	A	L	69-83
Feb. 6, 1985	H	W	80-65
Jan. 4, 1986	H	W	90-74
Feb. 5, 1986	A	W	68-62
Jan. 25, 1987	A	W	52-50
Feb. 25, 1987	H	W	55-46
March 5, 1987	Atl	W	68-54
Jan. 30, 1988	H	L	47-49
March 2, 1988	A	L	60-62
Jan. 4, 1989	H	L	84-87
Feb. 4, 1989	A	L	79-96
Jan. 4, 1990	A	L (ot)	80-87
Feb. 5, 1990	H	W	86-68
Jan. 29, 1991	H	L	79-82
March 2, 1991	A	L	73-76
Jan. 18, 1992	A	W	83-70
March 7, 1992	H	W	89-80
Jan. 13, 1993	A	W (ot)	84-76
Feb. 10, 1993	H	W	92-66
Jan. 26, 1994	H	L	52-66
Feb. 26, 1994	A	L	66-86
Jan. 25, 1995	A	L	60-73
Feb. 8, 1995	H	L	61-67
Jan. 3, 1996	H	L	64-77
Feb. 21, 1996	A	L	77-88
Jan. 4, 1997	A	L	66-69
Jan. 29, 1997	H	L	60-68
Feb. 11, 1998	A	L	48-85
Feb. 28, 1998	H	L	62-63
Jan. 16, 1999	A	L	55-53
Feb. 24, 1999	H	W	74-63
Feb. 2, 2000	A	L	66-68
Feb. 26, 2000	H	W	71-66
Jan. 24, 2001	A	W	82-73
Feb. 24, 2001	H	L	48-55
Jan. 26, 2002	A	L	61-84
Feb. 13, 2002	H	W (ot)	68-65
March 9, 2002	Atl	L	51-57
Jan. 11, 2003	H	W	85-72
Jan. 25, 2003	A	L	64-67
March 15, 2003	NO	L	61-76
Jan. 17, 2004	H	L	54-64
Feb. 25, 2004	A	L	58-84
Jan. 29, 2005	H	W	69-62
Feb. 16, 2005	A	W	80-72
Jan. 18, 2006	A	W	71-57
Feb. 15, 2006	H	W	72-59
Feb. 3, 2007	A	L	78-85
Feb. 17, 2007	H	L	50-56
Jan. 9, 2008	H	L	61-39

Mar. 8, 2008	A	L	75-84
Jan. 21, 2009	H	W	81-57
Feb. 11, 2009	A	W(2ot)	97-94
Mar. 14, 2009	Tam	L	57-67
Jan. 30, 2010	H	L	51-67
Feb. 20, 2010	A	L	59-60
Feb. 5, 2011	H	L	57-58
Feb. 23, 2011	A	W	84-82

Mer = Meridian, Miss.  
Lville = Louisville, Ky.  
NO = New Orleans, La.  
Atl = Atlanta, Ga.  
Tam = Tampa, Fla.

**LSU at home: LSU leads, 64-35**  
**at Miss. State: Miss. State leads, 56-37**  
**at Neutral Sites: Miss. State leads, 4-3**

### MISS. VALLEY STATE (1-0)

Dec. 28, 2006	H	W	92-58
---------------	---	---	-------

### MISSOURI (1-0)

March 14, 1980	Hou	W	68-63
----------------	-----	---	-------

### MONTANA STATE (4-0)

Dec. 28, 1970	OKC	W	89-77
Dec. 27, 1976	H	W	101-80
Dec. 18, 1978	H	W	99-89
Nov. 22, 1985	H	W	84-59

### MOREHEAD STATE (1-0)

Dec. 28, 1988	Hon	W	101-88
---------------	-----	---	--------

### NAVY (0-1)

March 15, 1985	Day	L	55-78
----------------	-----	---	-------

### NEBRASKA (1-0)

Dec. 30, 1988	Hon	W	90-87
---------------	-----	---	-------

### NEVADA-LAS VEGAS (3-3)

Dec. 13, 1980	H	W	87-73
Nov. 28, 1981	A	L	79-83
Dec. 29, 1987	A	L	59-78
Feb. 25, 1989	H	W	88-87
Jan. 28, 1990	H	W	107-105
Nov. 30, 1991	A	L	55-76

### NEVADA-RENO (1-1)

Dec. 3, 1973	A	L	86-97
Dec. 6, 1975	H	W	94-74

### NEW ORLEANS (10-4)

Nov. 28, 1977	H	L	69-73
Nov. 27, 1978	A	W	64-42
Dec. 3, 1979	H	W	104-78
Dec. 18, 1980	A	W	96-66
March 16, 1983	H	L (ot)	94-99
Nov. 26, 1983	A	W	61-59
Dec. 21, 1984	H	W	78-64
Dec. 20, 1986	H	L	71-82
Dec. 16, 2000	H	W	84-57
Dec. 18, 2001	A	L	59-60
Dec. 30, 2002	H	W	69-57
Jan. 12, 2004	A	W	68-60
Nov. 24, 2004	H	W	95-79
Dec. 13, 2005	H	W	94-53

### LSU at home: LSU leads, 6-3

### at UNO: LSU leads, 4-1

### NEW ORLEANS AC (0-1)

Jan. 10, 1931	H	L	35-41
---------------	---	---	-------

### NICHOLLS STATE (16-1)

Dec. 4, 1987	H	W	86-62
Dec. 29, 1990	H	W	118-76
Dec. 30, 1991	H	W	123-61
Dec. 15, 1992	H	W	75-64
Dec. 4, 1993	H	W (ot)	95-90
Jan. 23, 1996	H	W	86-69
Nov. 29, 1997	H	W	72-52
Dec. 23, 1999	H	W	91-74
Dec. 22, 2000	H	W	92-49

Dec. 30, 2001	H	W	71-35
Nov. 22, 2002	H	W	68-24
Nov. 21, 2005	H	W	122-58
Nov. 17, 2006	H	W	96-42
Nov. 28, 2007	H	W	68-41
Dec. 17, 2008	H	W	68-56
Dec. 17, 2009	H	W	63-60
Nov. 16, 2010	H	L	53-62

### NORFOLK STATE (1-0)

Nov. 25, 2000	H	W	90-62
---------------	---	---	-------

### NIAGARA (1-0)

Dec. 8, 1976	H	W	82-68
--------------	---	---	-------

### NORTH CAROLINA (2-10)

Feb. 28, 1925	Atl	L	21-35
Feb. 1928	Atl	W	44-38
Jan. 3, 1955	H	W	84-77
Jan. 3, 1956	A	L	69-95
Dec. 1960	A	L	61-77
Dec. 14, 1963	H	L	71-76
Dec. 4, 1982	NJ	L	43-47
Jan. 29, 1984	A	L	79-90
Feb. 10, 1985	H	L	70-75
Jan. 22, 1994	NO	L	65-88
Dec. 18, 1996	Gbro	L	48-67
Mar. 21, 2009	Gbro	L	70-84

Atl = Atlanta, Ga.  
NJ = E. Rutherford, N.J.  
Gbro = Greensboro, N.C.

**LSU at home: UNC leads, 3-1**  
**at UNC: UNC leads, 4-0**  
**at Neutral Sites: UNC leads, 3-1**

### NORTH CAROLINA A&T (1-1)

Nov. 30, 1996	H	W#	74-62
Nov. 25, 1998	H	W	72-59

# Game forfeited by NCAA

### UNC-WILMINGTON (4-0)

Dec. 29, 1980	H	W	100-68
Jan. 17, 1983	H	W	70-55
Nov. 28,			



Sport = Shreveport, La.

**LSU at home: LSU leads, 12-4**  
**at Northwestern State: LSU leads, 3-1**  
**at Neutral Sites: Tied, 1-1**

## NOTRE DAME (1-0)

Dec. 20, 1990	NO	W	87-64
---------------	----	---	-------

NO = New Orleans

## OHIO STATE (1-1)

Jan. 15, 2005	H	W (2ot)	113-101
Dec. 31, 2005	A	L	76-78

## OKLAHOMA (2-2)

March 17, 1970	NYC	W	97-94
Jan. 12, 1987	A	L	85-94
Jan. 11, 1988	NO	W	84-77
March 17, 2004	A	L	61-70

NYC = New York City, N.Y.  
 NO = New Orleans, La.

## OKLAHOMA CITY (2-0)

Dec. 28, 1968	A	W	101-85
Dec. 17, 1976	H	W	89-77

## OKLAHOMA STATE (2-2)

Dec. 11, 1993	NO	W	71-68
Dec. 20, 1994	Tul	L	67-111
Dec. 30, 1999	No	W	63-53
Nov. 19, 2007	Maui	L	77-83

NO = New Orleans, La.  
 Tul = Tulsa, Okla.

## OKLAND (MICH) (1-0)

Nov. 26, 1999	Hon	W	87-80
---------------	-----	---	-------

Hon = Honolulu, Hawaii

## ORAL ROBERTS (4-2)

Dec. 3, 1977	A	W	68-60
Dec. 1, 1978	H	W	91-75
Dec. 1, 1984	A	W	74-71
Dec. 30, 1985	H	W	82-64
Nov. 30, 1988	H	L	96-100
Dec. 21, 1996	H	W#	59-58

# Game forfeited by NCAA

## OREGON STATE (5-1)

Dec. 26, 1963	A	L	57-87
Dec. 4, 1969	H	W	94-72
Dec. 22, 1969	A	W	76-68
Dec. 28, 2000	NO	W	78-68
Dec. 17, 2006	A	W	60-53
Dec. 22, 2007	H	W	67-61

NO = New Orleans, La.

## PACIFIC (1-1)

Dec. 8, 1973	H	W	91-77
Dec. 20, 1976	A	L	76-89

## PENN STATE (0-1)

March 12, 1954	IC	L	70-78
----------------	----	---	-------

IC = Iowa City, Iowa

## PITTSBURGH (2-2)

April 13, 1935	AC	W	41-37
Jan. 2, 1936	NO	L	47-52
Dec. 27, 1962	Mia	L	73-96
Jan. 31, 1969	H	W	120-79

AC = Atlantic City, NJ  
 NO = New Orleans, La.  
 Mia = Miami, Fla.

## PRAIRIE VIEW (3-0)

Dec. 23, 1996	H	W	96-56
Dec. 16, 1998	H	W	84-62
Dec. 17, 2002	H	W	75-49

## PURDUE (1-1)

March 13, 1986	H	W(2ot)	94-87
March 24, 2003	Bham	L	80-56

Bham = Birmingham

## RADFORD (0-1)

Dec. 30, 1994	H	L	72-73
---------------	---	---	-------

## RICE (17-25)

Feb. 1916	H	W	29-21
Feb. 1916	H	W	25-17
Feb. 26, 1921	A	W	35-23
Feb. 19, 1935	A	L	47-56
Jan. 23, 1936	H	L	38-42
Jan. 24, 1936	H	L	30-38
Jan. 8, 1937	A	W	32-29
Jan. 9, 1937	A	W	38-37
Jan. 7, 1938	H	L	38-45
Jan. 8, 1938	H	W	58-38
Dec. 14, 1938	A	L	32-34
Dec. 15, 1938	A	W	30-27
Dec. 18, 1939	H	L	39-56
Dec. 19, 1939	H	L	51-61
Dec. 1940	A	L	48-60
Dec. 1940	A	L	33-54
Dec. 12, 1941	H	L	42-54
Dec. 13, 1941	H	L	37-50
Dec. 1942	A	L	26-56
Dec. 1942	A	W	62-60
Jan. 4, 1947	H	W	60-35
Dec. 8, 1947	A	L	55-58
Jan. 9, 1948	H	W	43-40
Dec. 4, 1948	LC	L	39-51
Dec. 10, 1949	LC	W	49-44
Dec. 3, 1951	A	W	68-60
Dec. 11, 1954	H	L	72-79
Dec. 12, 1955	A	L	60-85
Dec. 10, 1956	H	L	72-87
Dec. 1957	A	L	56-81
Dec. 13, 1958	H	L	56-64
Dec. 12, 1959	A	L	57-71
Dec. 1960	A	L	50-67
Dec. 9, 1961	A	L	67-79
Dec. 8, 1962	H	W	90-82
Dec. 7, 1963	A	L	72-87
Dec. 29, 1964	OKC	W	79-63
Dec. 16, 1965	A	W	85-80
Dec. 30, 1966	Gville	L	69-88
Dec. 22, 1977	H	W	97-68
Dec. 19, 2009	H	W	65-61
Dec. 29, 2010	A	L	68-74

LC = Lake Charles, La.

OKC = Oklahoma City, Okla.

Gville = Greenville, S.C.

**LSU at home: Rice leads, 10-8**

**at Rice: Rice leads, 13-7**

**at Neutral Sites: Tied, 2-2**

## ROBERT MORRIS (1-0)

Dec. 23, 1997	H	W	63-58
---------------	---	---	-------

## ST. FRANCIS (BROOKLYN) (1-0)

Dec. 19, 1946	A	W	62-57
---------------	---	---	-------

## ST. FRANCIS (PA) (3-0)

Nov. 24, 1978	H	W	112-81
Dec. 30, 1980	H	W	91-65
Dec. 30, 1982	H	W	67-66

## ST. JOHNS (N.Y.) (1-2)

Dec. 6, 1949	A	L	49-80
Dec. 29, 1965	LA	L	62-102
Dec. 29, 1969	Hono	W	80-70

LA = Los Angeles, Calif.

Hono = Honolulu, Hawaii

## ST. JOSEPH'S (PA) (0-1)

Dec. 3, 1949	A	L	59-61
--------------	---	---	-------

## SAINT LOUIS (1-3)

Dec. 30, 1952	NO	W	70-67
Jan. 5, 1955	H	L	79-110
Dec. 15, 1956	A	L	52-86
Nov. 24, 1995	Hono	L	70-79

NO = New Orleans, La.

Hono = Honolulu, Hawaii

## ST. MARY'S (TEXAS) (1-0)

Dec. 3, 1957	H	W	68-61
--------------	---	---	-------

## ST. PAUL'S (COVINGTON) (1-0)

Feb. 19, 1914	A	L	15-35
---------------	---	---	-------

## ST. PETERS (2-0)

Dec. 27, 1974	H	W	113-101
Dec. 9, 1981	H	W	71-55

## ST. STANISLAUS (1-2)

Jan. 10, 1920	A	W	47-21
Jan. 27, 1926	A	L	19-38
Jan. 28, 1926	A	L	21-27

## SAMFORD (3-1)

Dec. 20, 1973	H	W	73-60
Dec. 6, 1976	H	W	100-89
Dec. 3, 1996	H	L	50-53
Dec. 29, 2006	H	W	60-45

## SAM HOUSTON STATE (1-0)

Dec. 18, 1999	H	W	85-67
---------------	---	---	-------

## SANTA CLARA (1-0)

Dec. 26, 1950	A	W	59-52
---------------	---	---	-------

## SEATTLE (0-1)

Dec. 30, 1963	Port	L	84-92
---------------	------	---	-------

Port = Portland, Ore.

## SEWANEE (6-0)

Jan. 8, 1927	H	W	26-23
Jan. 20, 1933	A	W	50-30
Jan. 21, 1933	A	W	57-45
Jan. 5, 1934	H	W	80-20
Jan. 6, 1934	H	W	60-9
March 2, 1939	Knox	W	55-35

Knox = Knoxville, Tenn.

## SOUTH ALABAMA (2-0)

Nov. 24, 2002	H	W	71-62
Nov. 28, 2010	A	W	80-65

## SOUTH CAROLINA (11-14)

Dec. 21, 1974	A	L	64-77
Feb. 19, 1992	A	W	74-56
Jan. 30, 1993	H	W	85-62
Feb. 2, 1994	A	W	77-71
March 1, 1995	H	L	62-69
Feb. 10, 1996	A	L	68-106
March 7, 1996	NO	L	76-85
Nov. 27, 1996	Maui	L	68-74
Feb. 1, 1997	H	L	65-80
Jan. 10, 1998	A	L	53-70
Feb. 17, 1999	H	W	60-56
Feb. 23, 2000	A	W	64-59
Jan. 31, 2001	H	L	56-68
Feb. 20, 2002	A	L	53-66
Feb. 5, 2003	H	W	71-58
Jan. 24, 2004	A	L	55-61
March 12, 2004	Atl	L	64-85
Jan. 12, 2005	H	W	79-64
Feb. 28, 2006	A	W	64-61
March 3, 2007	H	W	61-52
Feb. 27, 2008	A	W	62-55
Mar. 13, 2008	Atl	L	73-77
Jan. 14, 2009	H	W	85-68
Jan. 13, 2010	A	L	58-67
Feb. 2, 2011	H	L	56-64

NO = New Orleans, La.

Maui = Maui, Hawaii

Atl = Atlanta, Ga.

**LSU at home: LSU leads, 6-4**

**at South Carolina: South Carolina leads, 6-5**

**at Neutral Sites: USC leads, 4-0**

## SOUTHEASTERN LA. (10-1)

Dec. 1, 1966	H	L	88-89
Dec. 20, 1985	H	W	82-61
Nov. 26, 1990	H	W	117-68
Dec. 17, 1991	H	W	101-64
Dec. 3, 1992	H	W	92-65
Dec. 21, 1993	H	W	96-62
Nov. 25, 1994	H	W	106-80
Nov. 22, 1999	H	W	75-36
Nov. 12, 2007	H	W	72-62
Jan. 3, 2009	H	W	90-61
Dec. 14, 2010	H	W	77-60

## SOUTHEAST MISSOURI ST. (1-0)

March 16, 2000	SLC	W	64-61
----------------	-----	---	-------

SLC = Salt Lake City, Utah

## SOUTHERN-BATON ROUGE (9-0)

Dec. 21, 1985	H	W	91-83
Dec. 5, 1987	H	W	98-77
Nov. 29, 1995	H	W	109-100
Dec. 28, 1997	H	W	77-66
Nov. 19, 2001	H	W	97-69
Nov. 21, 2003	H	W	70-59
Nov. 18, 2005	H	W	84-56
Nov. 30, 2008	H	W	88-45
Dec. 27, 2010	H	W	62-41

## SOUTHERN-NEW ORLEANS

## TEMPLE (1-0)

March 17, 1987	Chi	W	72-62
----------------	-----	---	-------

Chi = Chicago, Ill.

## TENNESSEE (43-59)

Feb. 21, 1933	Atl	W	55-43
March 3, 1934	Atl	L	35-42
Feb. 27, 1943	Lville	L	38-52
Feb. 1948	H	L	48-56
Feb. 21, 1949	A	L	72-81
Feb. 1950	H	L	65-67
March 4, 1950	Lville	L (ot)	79-81
Jan. 15, 1951	H	W	68-61
Feb. 2, 1952	A	L	68-82
Jan. 31, 1953	H	W	95-59
Jan. 16, 1954	A	W	75-62
Jan. 15, 1955	H	L	68-76
Jan. 16, 1956	A	L	82-91
Jan. 14, 1957	H	W	62-61
Dec. 1957	Char	L	62-63
Jan. 1958	A	L	53-75
Jan. 12, 1959	H	L	58-65
Jan. 11, 1960	A	L	79-103
Jan. 1961	H	W	72-60
Jan. 13, 1962	A	W	73-61
Jan. 12, 1963	H	W (ot)	61-60
Jan. 11, 1964	A	L	58-62
Jan. 11, 1965	H	L	54-58
March 6, 1965	A	L	60-83
Jan. 31, 1966	A	L	59-87
Feb. 14, 1966	H	L	64-74
Feb. 6, 1967	H	L	59-76
March 4, 1967	A	L	60-87
Feb. 5, 1968	H	L	67-87
March 2, 1968	A	L	71-74
Jan. 27, 1969	H	L	68-81
Feb. 24, 1969	A	L	63-87
Jan. 26, 1970	H	W	71-59
Feb. 23, 1970	A	L	87-88
Jan. 25, 1971	H	W	80-70
Feb. 22, 1971	A	L	67-88
Jan. 31, 1972	A	W	63-62
Feb. 28, 1972	H	L	66-78
Jan. 29, 1973	H	L	71-73
Feb. 26, 1973	A	W	78-74
Jan. 28, 1974	H	L	52-57
March 2, 1974	A	L	80-100
Jan. 27, 1975	A	L	79-99
March 1, 1975	H	W	94-87
Jan. 26, 1976	H	L	92-105
Feb. 23, 1976	A	L	71-80
Jan. 15, 1977	H	L	102-108
Feb. 12, 1977	A	L	64-91
Jan. 9, 1978	H	W	121-87
Feb. 6, 1978	A	W	101-86
Jan. 24, 1979	H	W	77-75
Jan. 29, 1979	A	W	84-78
Jan. 19, 1980	A	W	75-74
Feb. 16, 1980	H	W	73-66
Jan. 24, 1981	H	W	80-63
Feb. 21, 1981	H	W	66-65
Jan. 23, 1982	A	L	67-77
Feb. 20, 1982	H	L	53-54
Jan. 10, 1983	H	L	58-59
Feb. 7, 1983	A	L	63-66
March 11, 1983	Birm	L	71-74
Jan. 10, 1984	A	L	69-70
Feb. 6, 1984	H	W (ot)	61-59
Jan. 12, 1985	H	W	75-65
Feb. 14, 1985	A	W	87-82
Jan. 11, 1986	A	L	77-88
Feb. 12, 1986	H	W	75-50
Jan. 8, 1987	A	W	79-78
Feb. 7, 1987	H	W	60-58
Jan. 13, 1988	A	W	52-51
Feb. 13, 1988	H	W	92-73
Jan. 11, 1989	A	L	96-100
Feb. 11, 1989	H	W	122-106
March 10, 1989	A	L	77-95
Jan. 8, 1990	H	W	111-94
Feb. 10, 1990	A	W	119-113
Feb. 22, 1991	A	L	89-92
Feb. 23, 1991	H	W	119-87
Jan. 29, 1992	H	W	97-82
March 13, 1992	Birm	W	99-89
Feb. 20, 1993	A	W	81-74

Feb. 5, 1994	H	W	84-83
Feb. 4, 1995	A	W	56-52
Feb. 14, 1996	H	L	65-73
Jan. 19, 1997	A	L	52-66
Jan. 31, 1998	H	L	65-72
March 5, 1998	Atl	L	62-73
Jan. 6, 1999	A	L	58-93
Jan. 8, 2000	H	L	59-64
March 2, 2001	A	L	71-78
Jan. 30, 2002	H	L	58-61
March 1, 2003	A	W	88-67
Feb. 4, 2004	H	W	84-67
Feb. 5, 2005	A	L	55-77
Jan. 14, 2006	H	W	88-74
Feb. 6, 2007	A	L	63-70
March 8, 2007	Atl	W (ot)	76-67
Dec. 9, 2008	H	L	45-47
Jan. 28, 2009	A	W	79-69
Feb. 4, 2010	H	L	54-59
March 11, 2010	Nash	L	49-59
Jan. 26, 2011	A	L	53-75

Atl = Atlanta, Ga.  
Lville = Louisville, Ky.  
Char = Charlotte, N.C.  
Birm = Birmingham, Ala.  
Nash = Nashville, Tenn.

**LSU at home: LSU leads, 25-22**  
**at Tennessee: Tennessee leads, 30-15**  
**at Neutral Sites: Tennessee leads, 7-3**

## TENNESSEE-MARTIN (4-0)

Dec. 20, 1988	H	W	128-89
Dec. 16, 1995	H	W	93-74
Dec. 14, 1999	H	W	73-45
Nov. 18, 2010	H	W	79-56

## TENNESSEE STATE (1-0)

Dec. 30, 1992	H	W	90-68
---------------	---	---	-------

## TEXAS (19-11)

Feb. 13, 1911	H	W	39-10
Feb. 9, 1947	Hou	L	31-50
Feb. 3, 1948	H	L	45-60
Dec. 22, 1950	SA	L	55-68
Dec. 17, 1951	H	W	59-55
Dec. 15, 1958	H	W	52-47
Dec. 14, 1959	A	L	67-84
Dec. 1960	A	W	62-59
Dec. 11, 1961	A	W	77-75
Dec. 10, 1962	H	W	75-66
Dec. 9, 1963	A	L	65-70
Dec. 7, 1964	H	W	83-75
Dec. 6, 1965	A	W	76-66
Dec. 6, 1966	H	L	78-114
Dec. 4, 1967	A	W	87-74
Dec. 28, 1974	H	L	63-78
Dec. 5, 1977	A	L	66-82
Dec. 3, 1984	H	W	87-79
Dec. 17, 1985	A	W	72-65
Dec. 2, 1990	Hou	W	124-113
Nov. 30, 1990	H	W	101-87
Jan. 3, 1992	NO	W	84-83
Feb. 7, 1993	SA	W	84-81
Nov. 26, 1993	H	W	86-66
Jan. 7, 1995	A	L	71-80
Dec. 17, 1997	A	L	63-69
Dec. 19, 1998	H	W (ot)	63-61
March 18, 2000	SLC	W	72-67
March 25, 2006	Atl	W (ot)	70-60
Dec. 10, 2006	Hou	L (ot)	75-76

Hou = Houston, Texas  
SA = San Antonio, Texas  
NO = New Orleans, La.  
SLC = Salt Lake City, Utah  
Atl = Atlanta, Ga.

**LSU at home: LSU leads, 9-2**  
**at Texas: Texas leads, 6-5**  
**at Neutral Sites: LSU leads, 5-2**

## TEXAS A&M (14-11)

Jan. 1917	H	W	24-15
Jan. 1917	H	W	30-14
Jan. 25, 1921	H	W	30-28
Jan. 26, 1921	H	W	31-30
Feb. 21, 1921	A	W	24-16
Feb. 22, 1921	A	L	19-49

Dec. 14, 1941	H	L	41-56
Dec. 12, 1945	H	W	51-50
Dec. 29, 1947	FW	L	44-45
Dec. 17, 1948	H	W	58-55
Dec. 15, 1953	H	W	77-56
Dec. 13, 1954	H	W	73-61
Jan. 20, 1955	A	L	47-58
Dec. 10, 1955	A	L	59-73
Dec. 21, 1962	A	L	61-67
Dec. 28, 1971	Hou	L	68-73
Feb. 22, 1981	H	W	67-57
Dec. 7, 1981	A	L	63-68
Dec. 8, 1982	NO	W	88-70
Dec. 3, 1983	Hou	W	75-65
Nov. 30, 2002	Hou	L	77-79
Mar. 18, 2006	Jv	W	58-57
Dec. 5, 2006	H	W	64-52
Jan. 5, 2008	A	L	53-79
Jan. 20, 2008	Hou	L	61-72

FW = Fort Worth, Texas  
Hou = Houston, Texas  
NO = New Orleans, La.  
Jv = Jacksonville, Fla.

**LSU at home: LSU leads, 10-1**  
**at Texas A&M: Texas A&M leads, 6-1**  
**at Neutral Sites: A&M leads, 4-3**

## TEXAS A&M-CORPUS CHRISTI (1-0)

Dec. 14, 2002	H	W	95-60
---------------	---	---	-------

## TEXAS CHRISTIAN (3-1)

Dec. 31, 1947	FW	W	52-46
Dec. 1960	A	W	68-62
Dec. 2, 1961	H	W	83-58
Nov. 21, 1986	H	L	74-83

FW = Fort Worth, Texas

## TEXAS-EL PASO (2-1)

Dec. 21, 1981	H	W	71-59
Dec. 22, 1982	A	W	51-49
March 17, 1989	Tuc	L	74-85

Tuc = Tucson, Ariz.

## TEXAS PAN AMERICAN (3-0)

Nov. 30, 1982	H	W	76-67
Dec. 21, 1983	H	W	81-70
Nov. 16, 1998	H	W	75-56

## TEXAS SOUTHERN (1-0)

Dec. 8, 2000	H	W	89-57
--------------	---	---	-------

## TEXAS TECH (1-3)

Dec. 16, 1957	H	L	72-79
Dec. 19, 1958	A	L	60-73
Dec. 18, 1959	H	L	65-72
Dec. 1960	A	W (ot)	73-69

## TOWSON UNIVERSITY (1-0)

Nov. 28, 2001	H	W	83-46
---------------	---	---	-------

## TROY (4-1)

Dec. 6, 1994	H	W	113-78
Nov. 22, 1996	H	W#	90-59
Dec. 22, 1998	H	W	74-56
Nov. 26, 2004	H	W	78-69
Nov. 30, 2009	H	W	84-63

#Game vacated by NCAA

## TULANE (124-84)

Jan. 26, 1911	H	W	47-7
Jan. 27, 1911	H	W	26-15
Feb. 17, 1911	A	W	27-25
Feb. 18, 1911	A	L	13-15
Feb. 14, 1913	A	L	13-15
Feb. 15, 1913	A	L	20-26
Feb. 28, 1913	H	L	15-16
March 1, 1913	H	W	13-12
Feb. 13, 1914	H	L	14-26
Feb. 14, 1914	H	L	7-10
Feb. 27, 1914	A	L	12-25
Feb. 28, 1914	A	L	6-13
Feb. 19, 1915	H	W	28-17
Feb. 20, 1915	H	W	39-19
Feb. 4, 1916	H	L	21-24
Feb. 5, 1916	H	L	18-22
Feb. 18, 1916	A	L	14-26

Feb. 19, 1916	A	W	19-16
Feb. 9, 1917	A	W	37-20
Feb. 10, 1917	A	W	27-18
Feb. 23, 1917	H	W	46-27
Feb. 24, 1917	H	W	26-20
Feb. 6, 1920	A	W	35-19
Feb. 7, 1920	A	W	29-10
Feb. 27, 1920	H	W	37-12
Feb. 28, 1920	H	W	37-12
Feb. 4, 1921	H	W	42-27
Feb. 5, 1921	H	W	52-24
Feb. 1921	A	L	29-31
Feb. 1921	A	W	27-20
Jan. 27, 1922	A	W	18-15
Jan. 28, 1922	A	W	26-18
Feb. 20, 1922	H	L	23-39
Feb. 21, 1922	H	W	34-19
Feb. 9, 1923	H	L	24-33
Feb. 10, 1923	H	L	18-28
Feb. 16, 1923	A	L	23-40
Feb. 17, 1923	A	L	11-34
Feb. 8, 1924	H	L	21-41
Feb. 9, 1924	H	L	29-38
Feb. 22, 1924	A	L	13-39
Feb. 23, 1924	A	L	26-30
Feb. 6, 1925	A	L	15-42
Feb. 7, 1925	A	L	15-43
Feb. 20, 1925	H	L	24-35
Feb. 21, 1925	H	L	23-26
Feb. 5, 1926	H	W	30-23
Feb. 6, 1926	H	L	23-24
Feb. 19, 1926	A	L	29-32
Feb. 20, 1926	A	L	13-22
Feb. 4, 1927	A	L	20-27
Feb. 5, 1927	A	L	9-36
Feb. 18, 1927	H	L	20-25
Feb. 19, 1927	H	L	20-23
Feb. 3, 1928	H	W	47-13
Feb. 4, 1928	H	W	41-18
Feb. 17, 1928	A	W	36-20
Feb. 18, 1928	A	W	39-25
Feb. 15, 1929	A	L	37-40
Feb. 16, 1929	A	W	28-21
Feb. 22, 1929	H	W	37-35
Feb. 23, 1929			

Feb. 16, 1940	A	W	35-29
Feb. 22, 1940	H	W	42-39
Feb. 23, 1940	H	W	40-39
Feb. 29, 1940	Knox	W	57-44
Feb. 14, 1941	H	L	44-55
Feb. 15, 1941	H	L	35-39
Feb. 20, 1941	A	W	59-44
Feb. 21, 1941	A	W	40-37
Feb. 12, 1942	H	W	51-46
Feb. 13, 1942	H	W	50-49
Feb. 19, 1942	A	W	48-44
Feb. 20, 1942	A	W	31-21
Feb. 1, 1943	A	W	91-57
Feb. 2, 1943	A	W	59-57
Feb. 19, 1943	H	W	35-34
Feb. 20, 1943	H	W	46-40
Feb. 9, 1944	H	L	42-43
Feb. 10, 1944	H	L	37-38
Feb. 16, 1944	A	L	39-41
Feb. 17, 1944	A	L	44-66
Feb. 1, 1945	A	L	43-45
Feb. 2, 1945	A	L	32-44
Feb. 9, 1945	H	W	50-44
Feb. 10, 1945	H	W	61-55
Feb. 21, 1946	H	W	54-45
Feb. 23, 1946	A	W	52-36
Feb. 28, 1946	Lville	W	74-29
Dec. 30, 1946	A	W	54-51
Jan. 17, 1947	A	L	38-40
Feb. 21, 1947	H	W	55-40
Feb. 28, 1947	Lville	L	50-63
Jan. 1948	H	L	42-54
Feb. 20, 1948	A	L	41-50
Jan. 14, 1949	A	L	51-71
Feb. 25, 1949	H	L	45-72
March 5, 1949	Lville	L	63-72
Jan. 13, 1950	H	L	70-75
Feb. 24, 1950	A	L	71-77
Feb. 10, 1951	A	L	54-69
Feb. 23, 1951	H	W	51-46
Jan. 26, 1952	A	L	67-71
Feb. 9, 1952	H	W	78-66
Feb. 7, 1953	H	W	48-31
March 6, 1953	A	W	53-52
Feb. 6, 1954	H	W	66-47
March 6, 1954	A	W	63-52
Feb. 5, 1955	H	L	57-81
March 4, 1955	A	L	53-82
Jan. 30, 1956	H	W	87-66
March 2, 1956	A	L	68-81
Jan. 18, 1957	H	L (ot)	64-66
March 1, 1957	A	L	51-59
Jan. 17, 1958	A	W	69-63
Feb. 28, 1958	A	W	67-63
Jan. 16, 1959	H	L	59-69
Feb. 27, 1959	A	L	65-77
Feb. 25, 1960	H	L	58-72
March 2, 1960	A	L	54-64
Jan. 28, 1961	H	W	86-66
March 2, 1961	A	L	65-68
Feb. 22, 1962	H	W	70-53
March 9, 1962	A	L	69-84
Feb. 12, 1963	H	L	57-59
March 1, 1963	A	L	65-77
Jan. 15, 1964	H	W	83-74
Feb. 28, 1964	A	L	68-80
Jan. 13, 1965	H	W	79-67
Feb. 27, 1965	A	W	77-74
Feb. 2, 1966	H	L	69-82
March 5, 1966	A	L	78-86
Dec. 14, 1966	H	W	93-83
Jan. 12, 1967	A	L	89-99
Jan. 11, 1968	A	W	100-91
Feb. 21, 1968	H	W	99-92
Dec. 14, 1968	H	L (2ot)	99-101
Feb. 10, 1968	A	L	94-110
Dec. 13, 1969	A	W	97-91
Feb. 9, 1970	H	W	127-114
Dec. 16, 1971	H	W	94-79
Feb. 3, 1971	A	L	86-93
Jan. 17, 1972	H	W	76-58
Feb. 9, 1972	A	W	75-71
Feb. 8, 1973	A	W	92-83
Feb. 14, 1973	H	W	73-63
Dec. 19, 1973	A	W	67-60
Dec. 27, 1973	H	W	76-44
Dec. 4, 1974	H	W	80-78

Dec. 18, 1974	A	W	84-82
Dec. 3, 1975	A	W	79-65
Nov. 26, 1976	H	W	94-85
Dec. 7, 1977	H	W	120-88
Dec. 18, 1977	A	W	83-74
Dec. 4, 1978	H	W	109-85
Dec. 9, 1978	A	W	98-88
Dec. 5, 1979	A	W	80-79
Dec. 22, 1979	H	W	95-85
Dec. 6, 1980	H	W	119-81
Dec. 20, 1980	A	W	86-72
March 12, 1982	H	L	72-83
Dec. 28, 2002	A	W	74-62
Dec. 23, 2003	H	W	67-48
Nov. 19, 2004	H	W	83-58
Jan. 7, 2006	H	W	75-58
Dec. 2, 2006	A	W	74-67
Jan. 2, 2008	A	L	63-68

Knox = Knoxville, Tenn.  
Lville = Louisville, Ky.  
**LSU at home: LSU leads, 69-33**  
**at New Orleans: LSU leads, 53-49**  
**at Neutral Sites: Tied, 2-2**

**TULSA (1-1)**

Dec. 12, 1952	A	L	58-84
Jan. 26, 1953	H	W	55-51

**U.S. INTERNATIONAL (1-0)**

Jan. 16, 1984	H	W	104-66
---------------	---	---	--------

**UTAH (1-3)**

Dec. 16, 2003	H	W	65-51
Jan. 3, 2005	A	L	55-69
Jan. 6, 2009	A	L	61-91
Jan. 2, 2010	H	L	59-61

**UTAH STATE (1-2)**

Dec. 30, 1970	OKC	L	81-97
Dec. 29, 1972	A	L	83-104
Dec. 28, 1984	H	W	103-71

OKC = Oklahoma City, Okla.

**VANDERBILT (47-59)**

Feb. 1923	Atl	L	10-36
Feb. 22, 1926	H	W	24-23
Feb. 23, 1933	A	L	34-54
Feb. 24, 1933	A	L	26-52
Feb. 15, 1935	H	W	56-41
Feb. 16, 1935	H	W	40-31
Feb. 27, 1941	Lville	L	49-63
Feb. 29, 1947	Mem	W	62-52
Feb. 17, 1948	H	W	56-54
Feb. 19, 1949	A	L	51-61
March 4, 1949	Lville	W	60-56
Jan. 20, 1951	H	L	61-69
March 3, 1951	Lville	L	63-75
Jan. 7, 1952	A	L	47-58
Jan. 5, 1953	H	W	74-61
Feb. 15, 1954	A	W	82-69
Feb. 14, 1955	H	W	66-59
Feb. 11, 1956	A	L	68-107
Feb. 9, 1957	H	L	66-78
Feb. 1958	A	L	60-78
Feb. 7, 1959	H	L	57-72
Feb. 6, 1960	A	L	68-80
Feb. 1961	H	W	65-61
Feb. 12, 1962	A	L	67-70
Feb. 8, 1963	H	W	63-56
Feb. 8, 1964	A	L	64-66
Feb. 8, 1965	H	L	85-96
March 8, 1965	A	L	60-106
Jan. 29, 1966	A	L	66-98
Feb. 26, 1966	H	L	84-102
Jan. 30, 1967	A	L	77-79
March 6, 1967	A	L	66-75
Jan. 29, 1968	H	L	91-99
March 4, 1968	A	L	86-115
Jan. 9, 1969	A	L	92-94
Feb. 17, 1969	H	L	83-85
Dec. 11, 1969	H	W	109-86
Feb. 14, 1970	A	W	99-89
Feb. 13, 1971	H	L	75-81
March 4, 1971	A	W	87-85
Jan. 3, 1972	H	L	73-80
Feb. 19, 1972	A	L	83-104
Jan. 2, 1973	H	L	66-71

Feb. 17, 1973	A	L	72-82
Jan. 12, 1974	H	W	84-81
Feb. 11, 1974	A	L	88-91
Jan. 11, 1975	A	L	82-91
Feb. 10, 1975	H	L	74-83
Jan. 31, 1976	A	L	90-103
Feb. 28, 1976	H	W	89-75
Jan. 24, 1977	A	L	67-78
Feb. 21, 1977	H	W	95-74
Jan. 16, 1978	A	W	77-55
Feb. 13, 1978	H	W	80-73
Jan. 8, 1979	A	L	87-88
Feb. 5, 1979	H	W	92-71
Jan. 2, 1980	A	L	66-77
Jan. 30, 1980	H	W	83-81
Jan. 7, 1981	H	W	77-61
Feb. 4, 1981	A	W	86-81
Jan. 6, 1982	A	W	80-73
Feb. 3, 1982	H	W	78-70
Jan. 3, 1983	A	L	65-67
March 3, 1983	H	W	66-53
Jan. 1, 1984	H	W	73-66
March 3, 1984	A	L	68-74
Jan. 19, 1985	A	W	69-68
Feb. 20, 1985	H	W	64-55
Jan. 18, 1986	H	W	84-67
Feb. 20, 1986	A	W	74-68
Dec. 22, 1986	H	L	61-63
Jan. 31, 1987	A	L	65-66
Jan. 6, 1988	A	W	51-39
Feb. 6, 1988	H	W	94-79
Jan. 18, 1989	H	W	85-84
Feb. 18, 1989	A	L	74-108
Feb. 16, 1990	H	W	101-72
Feb. 18, 1990	A	W	121-108
Jan. 2, 1991	H	W	87-70
Feb. 2, 1991	A	L	59-63
Feb. 15, 1992	A	L	69-76
Feb. 17, 1993	H	L	66-87
March 13, 1993	Lex	W	72-62
Jan. 15, 1994	A	W	83-81
Jan. 28, 1995	H	L	58-66
March 9, 1995	Atl	L	61-85
Jan. 10, 1996	A	W	71-68
Jan. 15, 1997	H	L	62-69
Feb. 25, 1998	A	L	58-60
Feb. 23, 1999	H	W	64-59
Jan. 15, 2000	A	L	62-65
March 10, 2000	Atl	W	71-60
Jan. 10, 2001	H	L	67-71
Feb. 6, 2002	A	L	63-68
March 7, 2002	Atl	W	69-62
Feb. 12, 2003	H	W	79-60
Feb. 21, 2004	A	L	54-74
March 5, 2005	H	W	81-69
Feb. 22, 2006	A	W	77-66
Mar. 10, 2006	A	W	92-73
Jan. 24, 2007	H	L	53-64
Jan. 19, 2008	A	L	76-92
Mar. 4, 2009	H	L	53-69
Feb. 13, 2010	A	L	69-77
Feb. 26, 2011	H	L	69-90
March 10, 2011	Atl	L	50-62

Atl = Atlanta, Ga.  
Lex = Lexington, Ky.  
Lville = Louisville, Ky.  
Mem = Memphis, Tenn.  
**LSU at home: LSU leads, 28-19**  
**at Vanderbilt: Vanderbilt leads, 36-14**  
**at Neutral Sites: Tied, 5-5**

**VILLANOVA (2-3)**

Dec. 29, 1952	NO	W	100-94
Dec. 28, 1976	H	L	68-76
March 15, 1990	Knox	W	70-63
Nov. 24, 1990	Sfid	L	91-93
Jan. 19, 2008	A	L	67-68

NO = New Orleans, La.  
Knox = Knoxville, Tenn.  
Sfid = Springfield, Mass.

**VIRGINIA (0-2)**

March 30, 1981	Phil	L	74-78
Jan. 2, 2011	A	L	50-64

Phil = Philadelphia, Pa.

**VA. MILITARY INSTITUTE (1-0)**

Dec. 27, 1956	Sport	W	88-67
---------------	-------	---	-------

Sport = Shreveport, La.

**VIRGINIA TECH (0-1)**

Dec. 20, 1963	A	L	64-72
---------------	---	---	-------

**WAKE FOREST (1-0)**

Dec. 28, 1981	NO	W	70-64
---------------	----	---	-------

NO = New Orleans, La.

**WASHINGTON (2-3)**

March 18, 1953	KC	L	69-88
Dec. 1, 1983	H	W	51-48
Nov. 27, 1985	A	W	70-61
Dec. 20, 2006	A	L	88-72
Dec. 23, 2007	H	L	65-73

**WASHINGTON & LEE (0-1)**

Feb. 1929	Atl	L	22-32
-----------	-----	---	-------

Atl = Atlanta, Ga.

**WASHINGTON STATE (2-2)**

Dec. 1, 1973	A	L	78-80
Nov. 30, 1977	H	W	83-58
Dec. 27, 2008	H	W	62-52
Dec. 22, 2009	H	L (ot)	70-72

**WEBER STATE (1-1)**

Dec. 20, 1972	Log	W	82-80
Nov. 23, 2001	Hilo	L (ot)	74-75

Log = Logan, Utah  
Hilo = Hilo, Hawaii

**WESTERN KENTUCKY (2-0)**

Jan. 24, 1987	H	W	67-62
Nov. 17, 2009	H	W	71-60

**WEST VIRGINIA (0-1)**

Nov. 27, 2004	H	L	69-84
Nov. 26, 2005	A	W (ot)	71-68

**WEST VIRGINIA STATE (1-0)**

Dec. 29, 1986	Hono	W	93-76
---------------	------	---	-------

Hono = Honolulu, Hawaii

**WICHITA STATE (1-4)**

March 22, 1981	NO	W	96-85
Feb. 21, 1982	H	L	65-66
Nov. 25, 2006	H	L	53-57
Dec. 19, 2008	A	L	47-67
Dec. 18, 2010	BC	L	69-70

NO = New Orleans, La.  
BC = Bossier City, La.

**WINTHROP (1-0)**

Dec. 28, 1993	H	W	100-71
---------------	---	---	--------

**WISCONSIN (0-4)**

Dec. 19, 1953	H	L	66-82
Dec. 18, 1954	A	L	68-107
Dec. 15, 1967	Mil	L	94-96





## 1934-35 LSU FIGHTING TIGERS

14-1, 11-0 • Winner American Legion Bowl - Atlantic City, N. J.  
SEC Champions • Coach Harry Rabenhorst

(Front Row) Blackie Banker, Wally Wells, Henry Young, Sparky Wade, Nolan Miller, Guy Ottwell, Milford McDonald, Mac Michael. (Back Row) Judge Bryan, Bill Leathers, Shongaloo Lindsey, Sid Adger, Texas Bo Bohannon, Red Beeson, Jack Harris, Ben Journeay, Buddy Blair.



## 1952-53 LSU FIGHTING TIGERS

22-3 • SEC Champions • NCAA Final Four  
Coach Harry Rabenhorst

(Front Row) Don Loughmiller, Darrell Schultz, Benny McArdle, Norman Magee, Charley Robert. (Middle Row) Coach Harry Rabenhorst, Bill Lee, Leslie Jones, Don Belcher, Kenny Bridges, Assistant Coach John Chaney. (Back Row) Manager Fred Poerschke, James McNeilly, Bob Freshley, Bob Pettit, Ned Clark, P. Brayman.



## 1953-54 LSU FIGHTING TIGERS

20-5 • SEC Champions  
Coach Harry Rabenhorst

(Front Row) Coach Harry Rabenhorst, Jim McNeilly, Ned Clark, Bob Pettit, Bob Freshley, Bill Lee, Assistant Coach John Chaney. (Middle Row) Don Sebastian, Paul Zinser, Norman Magee, Benny McArdle, Don Loughmiller, Manager Fred Poerschke. (Back Row) Les Jones, Roger Sigler, Dick Holt, Troy Rushing, Don Belcher.



## 1978-79 LSU FIGHTING TIGERS

23-6 • SEC Champions  
Coach Dale Brown

(Front Row) Gus Rudolph, Walter Campbell, Al Green, Ernie Brown, Coach Dale Brown, Jordy Hultberg, Willie Sims, J. Brian Bergeron, Ethan Martin. (Back Row) Assistant Coach Ron Abernathy, Duane DeArmond, Lionel Green, Andy Campbell, Rick Mattick, Greg Cook, Durand Macklin, Joe Costello, Assistant Coach Art Tollis.



## 1979-80 LSU FIGHTING TIGERS

26-6 • SEC Tournament Champions  
Coach Dale Brown

(Front Row) Durand Macklin, Tyrone Black, Greg Cook, Andy Campbell, Rick Mattick, DeWayne Scales, Gus Rudolph. (Back Row) J. Brian Bergeron, Jordy Hultberg, Willie Sims, Duane DeArmond, Howard Carter, Mark Alcorn, Ethan Martin.



## 1980-81 LSU FIGHTING TIGERS

31-5 • Most Wins in LSU History  
SEC Champions • NCAA Final Four • Coach Dale Brown

(Front Row) J. Brian Bergeron, Ethan Martin, Willie Sims, Johnny Jones, Matt England, Mark Alcorn, Brian Kistler. (Back Row) Manager Stan Harris, Assistant Coach Jordy Hultberg, Assistant Coach Rick Huckabay, Howard Carter, Joe Costello, Tyrone Black, Andy Campbell, Greg Cook, Leonard Mitchell, Durand Macklin, John Tudor, Head Coach Dale Brown, Assistant Coach Ron Abernathy, Trainer Dr. Martin J. Broussard



## 1984-85 LSU FIGHTING TIGERS

19-10 • SEC Champions  
Coach Dale Brown

(Front Row) Don Redden, Oliver Brown, Ocie Conley, Derrick Taylor, Dennis Brown, Anthony Wilson, Neboisha Bukumirovich. (Back Row) Ricky Blanton, Jose Vargas, Damon Vance, Zoran Jovanovich, Jerry Reynolds, Nikita Wilson, John Williams.



## 1999-00 LSU FIGHTING TIGERS

28-6 • SEC Champions • NCAA Sweet Sixteen  
Coach John Brady

(Front Row) Assoc. Coach Kermit Davis, Brandon Landry, Brian Green, Torris Bright, Head Coach John Brady, Jack Warner, Jeremy Comeaux, Jermaine Williams, Asst. Coach Butch Pierre; (Second Row) Admin. Asst. Scott Osborne, Trainer Drew Shea, Ronald Dupree, Brian Beshara, Brad Bridgewater, Jabari Smith, Stromile Swift, Collis Temple III, Lamont Roland, Asst. Coach Donnie Tyndall, Strength Coach Nick Buchholz.



## 1985-86 LSU FIGHTING TIGERS

26-12 • NCAA Final Four  
Coach Dale Brown

(Front Row) Edwin Wilson, Ocie Conley, Derrick Taylor, Don Redden, Anthony Wilson, Neboisha Bukumirovich. (Back Row) Oliver Brown, Ricky Blanton, Jose Vargas, Zoran Jovanovich, John Williams, Bernard Woodside.



## 2005-06 LSU FIGHTING TIGERS

27-9 • SEC Champions • NCAA Final Four  
Coach John Brady

Front Row (L-R): Academic Advisor Tommy Powell, Glen Davis, Darneon Mason, Tasmin Mitchell, David Fleshman, Tack Minor, Head Coach John Brady, Darrel Mitchell, Ben Voogd, Alex Farrer, Garrett Temple, Darnell Lazare, Manager Jason Reed. Back Row (L-R): Trainer Shawn Eddy, Strength and Conditioning Coach Jeff Dillman, Assistant Coach John Treloar, Associate Head Coach Butch Pierre, Tyrus Thomas, Magnum Rolle, Chris Johnson, Kentrell Gransberry, Assistant Coach Nikita Johnson, Administrative Assistant Scott Sopych, Manager Chris Heine, Manager Louis Ruffino.



## 1990-91 LSU FIGHTING TIGERS

20-10 • SEC Champions  
Coach Dale Brown

(Front Row) Mike Hansen, Danny Moscovitz, Vernel Singleton, Shawn Griggs, John Picou, T.J. Pugh, (Back Row) Administrative Assistant Jim Childers, Supervisor of Athletic Training Dr. Marty Broussard, Assistant Coach Johnny Jones, Lenear Burns, Harold Boudreaux, Geert Hammink, Shaquille O'Neal, Richard Krajewski, Wayne Sims, Assistant Coach Craig Carse, Head Coach Dale Brown.



## 2008-09 LSU FIGHTING TIGERS

28-7 • SEC Champions  
Coach Trent Johnson

Front Row (L-R): Director of Operations Chris Bobel, Assistant Coach Keith Richard, Head Coach Trent Johnson, Assistant Coach Donny Guerinoni, Assistant Coach Brent Scott, Strength Coach Juan Pablo Reggiaro, Trainer Shawn Eddy. Back Row (L-R): Zach Kinsley, Tasmin Mitchell, Bo Spencer, Garrett Green, Alex Farrer, Chris Johnson, Garrett Temple, Dennis Harris, Terry Martin, Quintin, Thornton, Marcus Thornton, Storm Warren, Chris Bass, Delwan Graham.



**Southeastern Conference****Record vs. SEC: 633-657**

Alabama	66-100
Arkansas	22-30
Auburn	81-62
Florida	60-39
Georgia	59-41
Kentucky	24-80
Ole Miss	116-84
Mississippi State	104-95
South Carolina	11-14
Tennessee	43-59
Vanderbilt	47-59

**America East Conference****LSU Record vs. AE: 4-0****SEC Record in 2011: 1-0**

Boston University	2-0
Maine	1-0
Maryland-Baltimore County	1-0

**Atlantic 10 Conference****LSU Record vs. Atlantic 10: 6-9****SEC Record in 2011: 4-5**

Dayton	0-2
Fordham	1-0
St. Joseph's (Pa.)	0-1
Saint Louis	1-3
Temple	2-0
Xavier (Ohio)	1-3
Duquesne	1-0

**Atlantic Coast Conference****LSU Record vs. ACC: 34-41****SEC Record in 2011: 7-5**

Clemson	3-2
Duke	2-5
Florida State	3-2
Georgia Tech	20-14
Maryland	2-2
Miami (Fla.)	1-3
North Carolina	2-10
Virginia	0-2
Virginia Tech	0-1
Wake Forest	1-0

**Atlantic Sun Conference****LSU Record vs. AS: 6-1****SEC Record in 2011: 10-4**

Belmont	1-0
Campbell	2-0
Jacksonville	0-1
Mercer	3-0

**Big 12 Conference****LSU Record vs. Big 12: 44-35****SEC Record in 2011: 6-4**

Baylor	3-4
Kansas	1-3
Missouri	1-0
Oklahoma	3-1
Oklahoma State	2-2
Texas	19-11
Texas A&M	14-11
Texas Tech	1-3

**Big East Conference****LSU Record vs. Big East: 18-29****SEC Record in 2011: 7-9**

Cincinnati	0-1
Connecticut	1-3
DePaul	3-3
Georgetown	4-2
Louisville	1-8
Marquette	0-1
Notre Dame	1-0
Pittsburgh	2-2
St. John's	1-2
Syracuse	0-1
Villanova	2-2
West Virginia	3-3

**Big Sky Conference****LSU Record vs. Big Sky: 8-0****SEC Record in 2011: 0-0**

Montana State	4-0
Northern Arizona	2-0
Weber State	2-0

**Big South Conference****LSU Record vs. Big South: 2-2****SEC Record in 2011: 7-3**

Coastal Carolina	0-1
Radford	0-1
VMI	1-0
Winthrop	1-0

**Big Ten Conference****LSU Record vs. Big 10: 6-20****SEC Record in 2011: 3-6**

Illinois	0-2
Indiana	0-5
Iowa	2-1
Michigan	0-2
Michigan State	0-1
Nebraska	1-0
Northwestern	1-2
Ohio State	1-1
Penn State	0-1
Purdue	1-1
Wisconsin	0-4

**Big West Conference****LSU Record vs. Big West: 2-1****SEC Record in 2011: 1-0**

Cal State Fullerton	1-0
Pacific	1-1

**Colonial Athletic Association****LSU Record vs. Colonial: 8-0****SEC Record in 2011: 2-0**

Delaware	1-0
George Mason	1-0
Georgia State	1-0
Wilmington	4-0
Towson	1-0

**Conference USA****LSU Record vs. CUSA: 160-127****SEC Record in 2011: 5-4**

Houston	6-9
Memphis	2-3
Rice	17-25
SMU	2-2
Southern Miss	5-1
Tulane	124-83
Tulsa	1-1
UAB	1-1
UTEP	2-1

**Horizon League****LSU Record vs. Horizon: 6-0****SEC Record in 2011: 1-1**

Butler	1-0
Cleveland State	1-0
Illinois-Chicago	1-0
Loyola-Chicago	2-0
Wright State	1-0

**Ivy Group****LSU Record vs. Ivy: 3-1****SEC Record in 2010: 2-0**

Cornell	3-0
Yale	0-1

**Metro Atlantic Conference****LSU Record vs. Metro Atl.: 8-3****SEC Record in 2011: 1-1**

Canisius	0-2
Iona	3-1
Marist	2-0
Niagara	1-0
St. Peter's	2-0

**Mid-American Conference****LSU Record vs. Mid-America: 1-1****SEC Record in 2011: 3-0**

Ball State	0-1
Central Michigan	1-0

**Mid-Eastern Athletic Conference****LSU Record vs. MEAC: 4-2****SEC Record in 2011: 8-0**

Coppin State	0-1
Delaware State	1-0
Howard	1-0
Norfolk State	1-0
North Carolina A&T	1-1

**Missouri Valley Conference****LSU Record vs. MVC: 2-8****SEC Record in 2011: 1-2**

Creighton	0-1
Drake	1-0
Evansville	0-1
Northern Iowa	0-2
Wichita State	1-4

**Mountain West Conference****LSU Record vs. MW: 10-5****SEC Record in 2011: 2-1**

Brigham Young	1-1
TCU	3-1
UNLV	3-3
Wyoming	3-0

**Northeast Conference****LSU Record vs. Northeast: 7-1****SEC Record in 2011: 0-0**

Central Connecticut State	1-0
Farleigh Dickinson	1-0
Long Island	0-1
Robert Morris	1-0
St. Francis (N.Y.)	1-0
St. Francis (Pa.)	1-0

**Ohio Valley Conference****LSU Record vs. OVC: 10-1****SEC Record in 2011: 8-0**

Morehead State	1-0
Samford	3-1
Southeast Missouri State	1-0
Tennessee-Martin	4-0
Tennessee State	1-0

**Pacific 12 Conference****LSU Record vs. Pac-12: 18-27****SEC Record in 2011: 2-4**

Arizona	3-3
Arizona State	0-1
California	2-1
Oregon State	5-1
Southern California	1-6
Stanford	2-2
UCLA	0-7
Utah	1-3
Washington	2-3
Washington State	2-2

**Patriot League****LSU Record vs. Patriot: 6-3****SEC Record in 2011: 1-0**

Army	1-1
Colgate	2-0
Holy Cross	1-1
Lafayette	2-0
Navy	0-1

**Southern Conference****LSU Record vs. Southern: 1-1****SEC Record in 2011: 7-3**

Appalachian State	1-0
Furman	0-1

**Southland Conference****LSU Record vs. Southland: 68-9****SEC Record in 2011: 8-1**

Lamar	3-1
McNeese State	20-0
Nicholls State	16-1
Northwestern State	16-6
Sam Houston State	1-0
Southeastern Louisiana	10-1
Texas A&M Corpus Christi	1-0
Texas State	1-0

**Southwestern Athletic Conference****LSU Record vs. SWAC: 20-1****SEC Record in 2011: 13-0**

Alcorn State	2-0
Grambling State	2-0
Jackson State	3-1
Miss. Valley State	1-0
Prairie View	3-0
Southern	8-0
Texas Southern	1-0

**Summit League****LSU Record vs. Mid-Cont.: 5-2****SEC Record in 2011: 1-1**

Oakland	1-0
Oral Roberts	4-2

**Sun Belt Conference****LSU Record vs. Sun Belt: 53-13****SEC Record in 2011: 14-2**

Arkansas State	2-1
Denver	1-0
Louisiana-Lafayette	36-10
Louisiana-Monroe	5-0
Middle Tennessee State	1-0
North Texas	0-1
South Alabama	2-0
Troy	4-1
Western Kentucky	2-0

**West Coast Conference****LSU Record vs. WCC: 3-0****SEC Record in 2011: 4-1**

Loyola Marymount	2-0
Santa Clara	1-0

**Western Athletic Conference****LSU Record in WAC: 13-7****SEC Record in 2011: 0-1**

Fresno State	1-2
Hawaii	0-1
Louisiana Tech	10-1
Nevada	1-1
Utah State	1-2



## 20 NCAA Tournament Appearances

1953	1954	1979	1980	1981	1984	1985
1986	1987	1988	1989	1990	1991	1992
1993	2000	2003	2005	2006	2009	

## 5 NIT Appearances

1970	1982	1983	2002	2004
------	------	------	------	------

## 1953 NCAA Tournament

### Coach Harry Rabenhorst • LSU #7

East Regional - Raleigh, N. C.  
 March 13 - LSU 89, Lebanon Valley 76 (Regional Semifinals)  
 March 14 - LSU 81, Holy Cross 73 (Regional Finals)

---

Final Four - Kansas City, Mo.  
 March 17 - #1 Indiana 80, LSU 67 (National Semifinals)  
 March 18 - #4 Washington 88, LSU 69 (National 3rd Place Game)

## 1954 NCAA Tournament

### Coach Harry Rabenhorst • LSU #8

East Regional - Iowa City, Iowa  
 March 12 - Penn State 78, LSU 70 (Regional Semifinals)  
 March 13 - #2 Indiana 73, LSU 62 (Regional Third Place Game)

## 1970 National Invitation Tournament

### Coach Press Maravich • LSU NR

Madison Square Garden - New York, New York  
 March 15 - LSU 83, Georgetown 82 (First Round)  
 March 17 - LSU 97, Oklahoma 94 (Quarterfinals)  
 March 19 - #8 Marquette 101, LSU 79 (Semifinals)  
 March 21 - Army 75, LSU 68 (Third Place Game)

## 1979 NCAA Tournament

### Coach Dale Brown • LSU #9/#7

Mideast Regional - Bloomington, Ind.  
 March 10 - LSU 71, Appalachian State 57 (Second Round)

---

Mideast Regional - Indianapolis, Ind.  
 March 16 - #3 Michigan State 87, LSU 71 (Regional Semifinals)

## 1980 NCAA Tournament

### Coach Dale Brown • LSU #3

Midwest Regional - Denton, Texas  
 March 9 - LSU 98, Alcorn State 88 (Second Round)

---

Midwest Regional - Houston, Texas  
 March 14 - LSU 68, #16 Missouri 63 (Regional Semifinals)  
 March 16 - Louisville 86, #3 LSU 66 (Regional Finals)

## 1981 NCAA Tournament

### Coach Dale Brown • LSU #4

Midwest Regional - Austin, Texas  
 March 14 - LSU 100, Lamar 78 (Second Round)

---

Midwest Regional - New Orleans, La.  
 March 20 - LSU 72, #20 Arkansas 56 (Regional Semifinals)  
 March 22 - LSU 96, Wichita State 85 (Regional Finals)

---

NCAA Final Four - Philadelphia, Pa.  
 March 28 - #9 Indiana 67, LSU 49 (National Semifinals)  
 March 30 - #5 Virginia 78, LSU 74 (National Third Place Game)

## 1982 National Invitation Tournament

### Coach Dale Brown • LSU NR

First Round - Baton Rouge, La.  
 March 12 - Tulane 83, LSU 72

## 1983 National Invitation Tournament

### Coach Dale Brown • LSU NR

First Round - Baton Rouge, La.  
 March 16 - New Orleans 99, LSU 94 (ot)

## 1984 NCAA Tournament

### Coach Dale Brown • LSU NR

West Regional - Salt Lake City, Utah  
 March 15 - Dayton 74, LSU 66 (First Round)

## 1985 NCAA Tournament

### Coach Dale Brown • LSU #20

Southeast Regional - Dayton, Ohio  
 March 15 - Navy 78, LSU 55 (First Round)

## 1986 NCAA Tournament

### Coach Dale Brown • LSU NR

Southeast Regional - Baton Rouge, La.  
 March 13 - LSU 94, Purdue 87 (2 ot) (First Round)  
 March 15 - LSU 83, #12 Memphis State 81 (Second Round)

---

Southeast Regional - Atlanta, Ga.  
 March 20 - LSU 70, #6 Georgia Tech 64 (Regional Semifinals)  
 March 22 - LSU 59, #3 Kentucky 57 (Regional Finals)

---

NCAA Final Four - Dallas, Texas  
 March 29 - #7 Louisville 88, LSU 77 (National Semifinals)

## 1987 NCAA Tournament

### Coach Dale Brown • LSU NR

Midwest Regional - Chicago, Ill.  
 March 13 - LSU 85, Georgia Tech 79 (First Round)  
 March 15 - LSU 72, #8 Temple 62 (Second Round)

---

Midwest Regional - Cincinnati, Ohio  
 March 20 - LSU 63, #5 DePaul 58 (Regional Semifinals)  
 March 22 - #3 Indiana 77, LSU 76 (Regional Finals)

## 1988 NCAA Tournament

### Coach Dale Brown • LSU NR

East Regional - Hartford, Conn.  
 March 18 - Georgetown 66, LSU 63 (First Round)

## 1989 NCAA Tournament

### Coach Dale Brown • LSU NR

West Regional - Tucson, Ariz.  
 March 17 - Texas-El Paso 85, LSU 74 (First Round)

## 1990 NCAA Tournament

### Coach Dale Brown • LSU #19

Southeast Regional - Knoxville, Tenn.  
 March 15 - LSU 70, Villanova 63 (First Round)  
 March 17 - Georgia Tech 94, LSU 91 (Second Round)

## 1991 NCAA Tournament

### Coach Dale Brown • LSU #22

Midwest Regional - Minneapolis, Minn.  
 March 14 - Connecticut 79, LSU 62 (First Round)

## 1992 NCAA Tournament

### Coach Dale Brown • LSU #25

West Regional - Boise, Idaho  
 March 19 - LSU 94, Brigham Young 83 (First Round)  
 March 21 - #5 Indiana 89, LSU 79 (Second Round)

## 1993 NCAA Tournament

### Coach Dale Brown • LSU NR

Midwest Regional - Chicago, Ill.  
 March 18 - California 66, LSU 64 (First Round)

## 2000 NCAA Tournament

### Coach John Brady • LSU #10

West Regional - Salt Lake City  
 March 16 - LSU 64, SE Missouri St. 61  
 March 18 - LSU 72, #15 Texas 67

---

West Regional - Albuquerque, N.M.  
 March 23 - Wisconsin 61, LSU 48

## 2002 National Invitation Tournament

### Coach John Brady • LSU NR

First Round - Iowa City, Iowa  
 March 13 - LSU 63, Iowa 61

---

Second Round - Baton Rouge, La.  
 March 19 - Ball St. 75, LSU 65

## 2003 NCAA Tournament

### Coach John Brady • LSU NR

First Round - Birmingham, Ala.  
 March 21 - Purdue 80, LSU 56

## 2004 National Invitation Tournament

### Coach John Brady • LSU NR

First Round - Norman, Okla.  
 March 17 - Oklahoma 70, LSU 61

## 2005 NCAA Tournament

### Coach John Brady • LSU NR

First Round - Boise, Idaho  
 March 17 - UAB 82, LSU 68

## 2006 NCAA Tournament

### Coach John Brady • LSU #19

First and Second Round - Jacksonville, Fla.  
 March 16 - LSU 80, Iona 64  
 March 18 - LSU 58, Texas A&M 57

---

Regional Round - Atlanta, Ga.  
 March 23 - LSU 62, #1 Duke 54  
 March 25 - LSU 70, # 9 Texas 60 (ot)

---

NCAA Final Four - Indianapolis, Ind.  
 April 1 - #17 UCLA 59, LSU 45

## 2009 NCAA Tournament

### Coach Trent Johnson • LSU #21

First and Second Round -- Greensboro, N. C.  
 March 19 - LSU 75, Butler 71  
 March 21 - North Carolina 84, LSU 70

**LSU NCAA FINAL FOUR TEAMS****1953 – 22-3, SEC CHAMPIONS**

Coach Harry Rabenhorst  
 Assistant Coach Don Chaney  
 Manager Fred Poerschke  
 Don Belcher  
 P. Brayman  
 Kenny Bridges

Ned Clark  
 Bob Freshley  
 Leslie Jones  
 Bill Lee  
 Don Loughmiller  
 Norman Magee

Darrell McArdle  
 James McNeilly  
 Bob Pettit  
 Charley Roberts  
 Darrell Schultz

**1981 NCAA FINAL FOUR TIGERS****31-5 SEC CHAMPIONS**

Coach Dale Brown  
 Associate Coach Ron Abernathy  
 Assistant Coach Rick Huckabay  
 Assistant Coach Jordy Hultberg  
 Trainer Dr. Martin Broussard  
 Manager Stan Harris  
 Mark Alcorn

J. Brian Bergeron  
 Tyrone Black  
 Howard Carter  
 Andy Campbell  
 Greg Cook  
 Joe Costello  
 Matt England

Johnny Jones  
 Brian Kistler  
 Durand Macklin  
 Ethan Martin  
 Leonard Mitchell  
 Willie Sims  
 John Tudor

**1986 NCAA FINAL FOUR TIGERS****26-12**

Coach Dale Brown  
 Associate Coach Ron Abernathy  
 Assistant Coach Bo Bahnsen  
 Assistant Coach Johnny Jones  
 Ricky Blanton  
 Oliver Brown

Neboisha Bukumirovich  
 Ocie Conley  
 Zoran Jovanovich  
 Don Redden  
 Derrick Taylor  
 Jose Vargas

John Williams  
 Anthony Wilson  
 Edwin Wilson  
 Bernard Woodside

**2006 NCAA FINAL FOUR TIGERS****27-9 SEC CHAMPIONS**

Coach John Brady  
 Associate Head Coach Butch Pierre  
 Assistant Coach Nikita Johnson  
 Assistant Coach John Treloar  
 Administrative Assistant Scott Sopych  
 Trainer Shawn Eddy  
 Strength Coach Jeff Dillman

Manager Chris Heine  
 Manager Jason Reed  
 Manager Louis Ruffino  
 Glen Davis  
 Alex Farrer  
 David Fleshman  
 Chris Johnson  
 Darnell Lazare

Dameon Mason  
 Tack Minor  
 Darrel Mitchell  
 Tasmin Mitchell  
 Magnum Rolle  
 Garrett Temple  
 Tyrus Thomas  
 Ben Voogd

**LSU PLAYERS WHO HAVE PARTICIPATED IN THREE OR MORE NCAA TOURNAMENTS****FOUR**

Ricky Blanton	1985-86-88-89
Oliver Brown	1984-85-86-87
Neboisha Bukumirovich	1985-86-87-88
Geert Hammink	1989-91-92-93
Vernel Singleton	1989-90-91-92
Jose Vargas	1985-86-87-88
Anthony Wilson	1984-85-86-87
Bernard Woodside	1985-86-87-88

**THREE**

Harold Boudreaux	1990-91-92
Brian Bergeron	1979-80-81
Andy Campbell	1979-80-81
Greg Cook	1979-80-81
Mike Hansen	1991-92-93
Rich Krajewski	1989-90-91
Ethan Martin	1979-80-81
Darrel Mitchell	2003-05-06
Shaquille O'Neal	1990-91-92
Wayne Sims	1989-90-91
Willie Sims	1979-80-81
Derrick Taylor	1984-85-86
Maurice Williamson	1990-92-93
Nikita Wilson	1984-85-87



The Tigers practice at the RCA Dome prior to the 2006 NCAA Final Four.

## SEC Final Four Appearances

	APPEARANCES	COACHES
Kentucky	14	Adolph Rupp (6), Joe Hall (3), Rick Pitino (3), Tubby Smith (1), John Calipari (1)
<b>LSU</b>	<b>4</b>	<b>Dale Brown (2), Harry Rabenhorst (1), John Brady (1)</b>
Florida	4	Lon Kruger (1), Billy Donovan (3)
Arkansas	2	Nolan Richardson (2)
Georgia	1	Hugh Durham (1)
Miss. State	1	Richard Williams (1)

## SEC in NCAA

	SWEET	ELITE	FF	NCAA TITLES
	<b>16</b>	<b>8</b>		
Alabama	7	1	0	0
Arkansas	14	8	6	1
Auburn	4	1	0	0
Florida	6	5	4	2
Georgia	2	1	1	0
Kentucky	42	32	14	7
<b>LSU</b>	<b>9</b>	<b>6</b>	<b>4</b>	<b>0</b>
Ole Miss	1	0	0	0
Miss. State	3	1	1	0
South Carolina	3	0	0	0
Tennessee	6	1	0	0
Vanderbilt	6	1	0	0

## LSU vs. All NCAA Opponents

TEAM	RECORD	LAST PLAYED	TEAM	RECORD	LAST PLAYED
UAB	0-1	2005	Marquette	0-1	1970
Alcorn State	1-0	1980	Memphis	1-1	1986
Appalachian St.	1-0	1979	Michigan State	1-0	1979
Arkansas	1-0	1981	Missouri	1-0	1980
Army	0-1	1970	Navy	0-1	1985
Ball State	0-1	2002	New Orleans	0-1	1983
Brigham Young	1-0	1992	North Carolina	0-1	2009
Butler	1-0	2009	Oklahoma	1-1	2004
California	0-1	1993	Penn State	0-1	1954
Connecticut	0-1	1991	Purdue	1-1	2003
Dayton	0-1	1984	SE Mo. State	1-0	2000
DePaul	1-0	1987	Temple	1-0	1987
Duke	1-0	2006	Texas	2-0	2006
Georgetown	1-0	1970	Texas A&M	1-0	2006
Georgia Tech	2-1	1990	Tulane	0-1	1982
Holy Cross	1-0	1953	UCLA	0-1	2006
Indiana	0-5	1992	UTEP	0-1	1989
Iona	1-0	2006	Villanova	1-0	1990
Iowa	1-0	2002	Virginia	0-1	1981
Kentucky	1-0	1986	Washington	0-1	1953
Lamar	1-0	1981	Wichita State	1-0	1981
Lebanon Valley	1-0	1953	Wisconsin	0-1	2000
Louisville	0-2	1986			

## LSU Record at NCAA/NIT Sites

CITY	RECORD	LAST PLAYED	CITY	RECORD	LAST PLAYED
Albuquerque, N. M.	0-1	2000	Indianapolis, Ind.	0-2	2006
Atlanta, Ga.	4-0	2006	Iowa City, Iowa	1-2	2002
Austin, Texas	1-0	1981	Jacksonville, Fla.	2-0	2006
Baton Rouge, La.	2-3	2002	Kansas City, Mo.	0-2	1953
Birmingham, Ala.	0-1	2003	Knoxville, Tenn.	1-1	1990
Boise, id.	1-2	2005	Minneapolis, Minn.	0-1	1991
Chicago, Ill.	2-1	1993	New Orleans, La.	2-0	1981
Cincinnati, Ohio	1-1	1987	New York, N.Y.	2-2	1970
Dallas, Texas	0-1	1986	Norman, Okla.	0-1	2004
Dayton, Ohio	0-1	1985	Philadelphia, Pa.	0-2	1981
Denton, Texas	1-0	1980	Raleigh, N.C.	2-0	1953
Greensboro, N. C.	1-1	2009	Salt Lake City	2-1	2000
Hartford, Conn.	0-1	1988	Tucson, Ariz.	0-1	1989
Houston, Texas	1-1	1980			

## SEC Postseason Tournament Appearances

### NCAA TOURNAMENT

SCHOOL	APP.	W - L	PCT.
Kentucky	51	105-46	.695
Arkansas	29	40-29	.580
LSU	20	24-23	.511
Tennessee	19	16-20	.444
Alabama	18	18-18	.500
Florida	14	29-12	.707
Vanderbilt	12	9-13	.409
Miss. State	10	11-10	.524
Auburn	8	12-8	.600
South Carolina	8	4-9	.308
Georgia	8	5-8	.385
Ole Miss	6	3-6	.333

### NATIONAL INVITATION TOURNAMENT

SCHOOL	APP.	W - L	PCT.
South Carolina	11	21-9	.700
Vanderbilt	11	18-10	.642
Alabama	11	21-14	.600
Tennessee	11	12-11	.522
Georgia	11	11-11	.500
Ole Miss	10	13-10	.565
Florida	9	11-11	.500
Kentucky	8	13-6	.684
Miss. State	7	7-7	.500
Auburn	6	4-6	.400
LSU	5	3-6	.333
Arkansas	2	4-3	.571



Marcus Thornton drives to the hoop against the North Carolina defense in the second round of the 2009 NCAA Tournament.



## LSU in the Associated Press Poll

YEAR	PS	1	2	3	4	5	6	7	8	9	10	11	12	13	14	15	16	17	18	19	DATES
1952-53		10	8	17	11	14	14	11	10	8	6	6	5	7	5						Dec. 16-March 24
1953-54		10	5	14	18	16	12	14	17	17	13	12	7	8	14						Dec. 8-March 23
1969-70			15																		Dec. 9-March 10
1978-79	14	11	12	11	10	7	7	5	9	9	9	8	6	5	8	9	7				Nov. 28-March 13
1979-80	7	6	6	7	5	4	6	14	11	10	7	6	5	5	3						Dec. 4-March 4
1980-81	12	15	11	10	10	10	9	6	5	4	4	4	4	2	3	4					Dec. 2-March 10
1981-82	17																				Dec. 1-March 9
1983-84	11	12	9	10	11	9	9	11	15	10	14	20	17								Nov. 29-March 13
1984-85	14	16	13	19	19	18	14									19	20				Nov. 27-March 12
1985-86	14	12	11	11	9	9	8	8	14	14	17										Nov. 26-March 11
1988-89													19		20						Nov. 22-March 14
1989-90	2	9	9	9	8	9	11	14	13	16	14	11	9	12	15	16	19				Nov. 27-March 13
1990-91	14	20	18	12	10	15	14	20	20	16	14	19	20	19	18	16	22				Nov. 27-March 12
1991-92	6	9	16	25								22	20			23	23	25			Nov. 25-March 16
1993-94						25															Nov. 22-March 14
1999-00									21	24			22	25	16	15	12	10	10		Nov. 16-March 14
2002-03								24	21		23										Nov. 19-March 18
2003-04															24						Nov. 25-March 16
2005-06					25									24		25	24	21	18	19	Nov. 15-March 14
2006-07	5	7	6	10	9	12	12	17	14	13	16	21									Nov. 14-March 13
2008-09															23	18	12	20	21		Nov. 10-March 16

### Wins Against Teams Ranked Top Three in AP Poll

#### No.1

LSU 95, No. 1 Kentucky 94 (ot) - Baton Rouge - Feb. 11, 1978  
 LSU 66, No. 1 Arizona 65 - Baton Rouge - Dec. 21, 2002  
 No. 19 LSU 62, No. 1 Duke 54 - Atlanta, Ga. - March 23, 2006

#### No.2

LSU 82, No. 2 Georgetown 80 - New Orleans - Jan. 28, 1989  
 No. 18 LSU 92, No. 2 Arizona 82 - Baton Rouge - Dec. 8, 1990

#### No.3

No. 6 LSU 81, No. 3 Kentucky 67 - Baton Rouge - Jan. 19, 1981  
 LSU 59, No. 3 Kentucky 67 - Baton Rouge - Jan. 19, 1981  
 LSU 66, No. 3 Florida 56 - Baton Rouge - Feb. 24, 2006

### LSU's Record as a Ranked Team in AP Poll

RK	W	L	PCT.
1			
2	2	2	.500
3	3	2	.600
4	13	4	.765
5	14	4	.778
6	13	2	.866
7	14	4	.778
8	10	6	.625
9	20	6	.769
10	20	6	.769
11	23	2	.920
12	16	5	.762
13	6	3	.667
14	25	7	.781
15	9	2	.818
16	10	6	.625
17	10	5	.667
18	9	3	.750
19	11	4	.733
20	8	4	.667
21	5	5	.500
22	2	3	.400
23	5	3	.625
24	4	4	.500
25	6	3	.667
<b>TOTALS</b>	<b>258</b>	<b>95</b>	<b>.731</b>

### LSU's Record vs. Ranked Teams in AP Poll

RK	W	L	PCT.
1	3	12	.200
2	2	13	.133
3	3	11	.214
4	0	17	.000
5	4	17	.190
6	4	9	.444
7	5	11	.312
8	4	16	.200
9	4	12	.250
10	1	8	.111
11	1	9	.100
12	1	9	.100
13	1	11	.083
14	1	8	.111
15	1	9	.100
16	8	5	.615
17	0	9	.000
18	4	8	.333
19	4	5	.444
20	5	6	.454
21	0	5	.000
22	3	6	.333
23	0	3	.000
24	1	4	.200
25	0	4	.000
<b>TOTALS</b>	<b>59</b>	<b>227</b>	<b>.206</b>

## Highlights of the AP Poll

### POLL DEBUT - DEC. 16, 1952

Total Poll Appearances All-Time - 194

Most Consecutive Polls - 49 (Preseason poll, 1978-79, to preseason poll, 1981-82)

Total Appearances in AP Final Poll - 12

Highest Ranking in AP Poll - 2 (Feb. 24, 1981, Preseason poll 1989-90)

LSU's record since 1948-49 against teams ranked in top 10 - 30-125 (19.3 percent).  
 LSU's record since 1948-49 against teams ranked in AP's top 25 - 59-227 (20.6 percent).  
 LSU versus top-ranked teams in the AP poll - 3-12 (20.0 percent).  
 LSU when ranked in the AP poll since 1948-49 season has a record of 258-95 (73.1 percent).  
 LSU's record when both teams are ranked is 31-37 (45.6 percent).  
 LSU was last ranked No. 21 in the final poll of the 2008-09 season, the 18th AP poll of the year.



# LSU vs. Top 10 teams in the Associated Press Poll

(since the poll started during the 1948-49 season)

## 1948-49

Jan. 14	LSU	#8 Tulane	L, 51-71	New Orleans, La.
Feb. 25	LSU	#6 Tulane	L, 45-72	Baton Rouge, La.
March 5	LSU	#7 Tulane	L, 63-72	Louisville, Ky.

## 1950-51

Jan. 31	LSU	#1 Kentucky	L, 59-81	Baton Rouge, La.
---------	-----	-------------	----------	------------------

## 1951-52

Jan. 5	LSU	#4 Kentucky	L, 47-57	Lexington, Ky.
March 1	LSU	#1 Kentucky	L, 43-44	Louisville, Ky.

## 1952-53

March 17	#7 LSU	#1 Indiana	L, 67-80	Kansas City, Mo.
March 18	#7 LSU	#4 Washington	L, 69-88	Kansas City, Mo.

## 1953-54

Dec. 12	#10 LSU	#5 Kansas	W, 68-63	Baton Rouge, La.
Dec. 28	#14 LSU	#7 Fordham	W, 65-49	New Orleans, La.
March 9	#8 LSU	#1 Kentucky	L, 56-63	Nashville, Tenn.
March 13	#8 LSU	#2 Indiana	L, 62-73	Iowa City, Tenn.

## 1954-55

Jan. 17	LSU	#1 Kentucky	L, 62-64	Baton Rouge, La.
---------	-----	-------------	----------	------------------

## 1955-56

Jan. 3	LSU	#5 N. Carolina	L, 69-95	Chapel Hill, N. C.
Jan. 14	LSU	#5 Kentucky	L, 65-107	Lexington, Ky.
Feb. 11	LSU	#4 Vanderbilt	L, 68-107	Nashville, Tenn.
Feb.	LSU	#7 Alabama	L, 59-77	Baton Rouge, La.

## 1956-57

Jan. 12	LSU	#3 Kentucky	L, 46-51	Baton Rouge, La.
---------	-----	-------------	----------	------------------

## 1957-58

Jan.	LSU	#9 Kentucky	L, 52-97	Lexington, Ky.
------	-----	-------------	----------	----------------

## 1958-59

Jan. 10	LSU	#1 Kentucky	L, 61-76	Baton Rouge, La.
Feb. 14	LSU	#4 Auburn	L, 67-115	Auburn, Ala.
Feb. 21	LSU	#5 Miss. State	L, 67-75	Baton Rouge, La.

## 1959-60

Feb. 8	LSU	#6 Georgia Tech	L, 56-76	Atlanta, Ga.
--------	-----	-----------------	----------	--------------

## 1960-61

Dec.	LSU	#8 Duke	L, 74-80	Durham, N.C.
Dec.	LSU	#5 N. Carolina	L, 61-77	Chapel Hill, N.C.
Dec.	LSU	#5 Louisville	L, 53-72	Baton Rouge, La.

## 1961-62

Jan. 12	LSU	#3 Kentucky	L, 63-84	Lexington, Ky.
Feb. 3	LSU	#10 Miss. State	L, 66-87	Starkville, Miss.
Feb. 24	LSU	#5 Miss. State	L, 48-58	Baton Rouge, La.

## 1962-63

Feb. 9	LSU	#6 Georgia Tech	W, 56-54	Baton Rouge, La.
Feb. 23	LSU	#8 Miss. State	L, 64-99	Baton Rouge, La.

## 1963-64

Dec. 26	LSU	#9 Oregon State	L, 57-87	Portland, Ore.
Jan. 10	LSU	#2 Kentucky	L, 84-103	Lexington, Ky.
Feb. 15	LSU	#8 Auburn	W, 86-66	Baton Rouge, La.

## 1964-65

Feb. 8	LSU	#9 Vanderbilt	L, 85-96	Baton Rouge, La.
March 8	LSU	#5 Vanderbilt	L, 60-106	Nashville, Tenn.

## 1965-66

Jan. 24	LSU	#2 Kentucky	L, 85-111	Lexington, Ky.
Jan. 29	LSU	#4 Vanderbilt	L, 66-98	Nashville, Tenn.
Feb. 26	LSU	#5 Vanderbilt	L, 84-102	Baton Rouge, La.

## 1966-67

Jan. 30	LSU	#9 Vanderbilt	L, 77-79	Nashville, Tenn.
March 4	LSU	#8 Tennessee	L, 60-87	Knoxville, Tenn.



Tasmin Mitchell, Darrel Mitchell and Ben Voogd celebrate after beating #9 Texas to advance to the Final Four of the 2006 NCAA Tournament.

## 1967-68

Jan. 27	LSU	#9 Kentucky	L, 95-121	Baton Rouge, La.
Jan. 29	LSU	#7 Vanderbilt	L, 91-99	Baton Rouge, La.
Feb. 3	LSU	#10 Kentucky	L, 96-109	Lexington, Ky.
Feb 5	LSU	#6 Tennessee	L, 67-87	Baton Rouge, La.

## 1968-69

Jan. 25	LSU	#5 Kentucky	L, 96-108	Baton Rouge, La.
Feb. 22	LSU	#6 Kentucky	L, 89-103	Lexington, Ky.

## 1969-70

Dec. 23	LSU	#2 UCLA	L, 84-133	Los Angeles, Calif.
Jan. 24	LSU	#2 Kentucky	L, 96-109	Lexington, Ky.
Feb. 21	LSU	#2 Kentucky	L, 105-121	Baton Rouge, La.
March 19	LSU	#8 Marquette	L, 79-101	New York, N. Y.

## 1970-71

Jan. 2	LSU	#4 S. California	L, 76-80	Los Angeles, Calif.
Jan. 25	LSU	#8 Tennessee	W, 80-70	Baton Rouge, La.

## 1972-73

Feb. 10	LSU	#6 Alabama	W, 72-70	Baton Rouge, La.
---------	-----	------------	----------	------------------

## 1973-74

Jan. 12	LSU	#6 Vanderbilt	W, 84-81	Baton Rouge, La.
Jan. 19	LSU	#10 Alabama	L, 79-80	Baton Rouge, La.
Feb. 11	LSU	#5 Vanderbilt	L, 88-91	Nashville, Tenn.
Feb. 18	LSU	#10 Alabama	L, 87-99	Tuscaloosa, Ala.

## 1974-75

Nov. 29	LSU	#10 S. California	L, 87-100	Los Angeles, Calif.
Jan. 4	LSU	#9 Kentucky	L, 80-115	Lexington, Ky.
Jan. 18	LSU	#7 Alabama	L, 67-93	Tuscaloosa, Ala.
Feb. 3	LSU	#5 Kentucky	L, 76-77	Baton Rouge, La.
Feb. 17	LSU	#7 Alabama	L, 76-80	Baton Rouge, La.

## 1975-76

Jan. 26	LSU	#10 Tennessee	L, 92-105	Baton Rouge, La.
Feb. 23	LSU	#9 Tennessee	L, 71-80	Knoxville, Tenn.

## 1976-77

Jan. 8	LSU	#4 Alabama	L, 77-80	Tuscaloosa, Ala.
Jan. 22	LSU	#6 Kentucky	L, 72-87	Lexington, Ky.
Feb. 5	LSU	#8 Alabama	L, 70-77	Baton Rouge, La.
Feb. 19	LSU	#2 Kentucky	L, 76-90	Baton Rouge, La.

**1977-78**

Dec. 29	LSU	#3 Arkansas	L, 62-67	Baton Rouge, La.
Jan. 14	LSU	#1 Kentucky	L, 76-96	Lexington, Ky.
Feb. 11	LSU	#1 Kentucky	W, 95-94	Baton Rouge, La.

**1978-79**

Jan. 6	#7 LSU	#9 Kentucky	W, 93-89	Lexington, Ky.
March 16	#7 LSU	#3 Michigan St.	L, 71-87	Indianapolis, Ind.

**1979-80**

Jan. 20	#14 LSU	#1 DePaul	L, 75-78	Chicago, Ill.
Jan. 28	#11 LSU	#5 Kentucky	W, 65-60	Lexington, Ky.
Feb. 24	#5 LSU	#3 Kentucky	L, 74-76	Baton Rouge, La.
March 1	#5 LSU	#2 Kentucky	W, 80-78	Birmingham, Ala.
March 16	#3 LSU	#2 Louisville	L, 66-86	Houston, Texas

**1980-81**

Jan. 19	#6 LSU	#3 Kentucky	W, 81-67	Baton Rouge, La.
Jan. 24	#5 LSU	#8 Tennessee	W, 80-63	Baton Rouge, La.
Feb. 21	#4 LSU	#8 Tennessee	W, 66-65	Baton Rouge, La.
March 1	#2 LSU	#9 Kentucky	L, 71-73	Lexington, Ky.
March 28	#4 LSU	#9 Indiana	L, 49-67	Philadelphia, Pa.
March 30	#4 LSU	#5 Virginia	L, 74-78	Philadelphia, Pa.

**1981-82**

Jan. 25	LSU	#9 Kentucky	L, 65-76	Lexington, Ky.
Feb. 10	LSU	#10 Alabama	W, 73-68	Baton Rouge, La.
Feb. 27	LSU	#7 Kentucky	W, 94-78	Baton Rouge, La.

**1982-83**

Dec. 20	LSU	#4 UCLA	L, 68-82	Los Angeles, Calif.
Jan. 5	LSU	#3 Kentucky	L, 50-52	Lexington, Ky.
March 5	LSU	#7 Kentucky	W, 74-60	Baton Rouge, La.

**1983-84**

Dec. 6	#9 LSU	#6 Houston	L, 91-100	Baton Rouge, La.
Jan. 7	#9 LSU	#2 Kentucky	L, 80-96	Baton Rouge, La.
Jan. 29	#10 LSU	#1 N. Carolina	L, 79-90	Chapel Hill, N.C.
March 5	LSU	#3 Kentucky	L, 68-90	Lexington, Ky.

**1984-85**

Feb. 16	LSU	#8 Syracuse	L, 64-76	Syracuse, N. Y.
---------	-----	-------------	----------	-----------------

**1985-86**

March 1	LSU	#8 Kentucky	L, 52-54	Baton Rouge, La.
March 1	LSU	#5 Kentucky	L, 57-68	Lexington, Ky.
March 7	LSU	#4 Kentucky	L, 58-61	Lexington, Ky.
March 20	LSU	#6 Georgia Tech	W, 70-64	Atlanta, Ga.
March 22	LSU	#3 Kentucky	W, 59-57	Atlanta, Ga.
March 29	LSU	#7 Louisville	L, 77-88	Dallas, Texas

**1986-87**

March 8	LSU	#9 Alabama	L, 62-69	Atlanta, Ga.
March 17	LSU	#8 Temple	W, 72-62	Chicago, Ill.
March 20	LSU	#5 DePaul	W, 63-58	Cincinnati, Ohio
March 22	LSU	#3 Indiana	L, 76-77	Cincinnati, Ohio

**1987-88**

Jan. 11	LSU	#8 Oklahoma	W, 84-77	New Orleans, La.
Jan. 23	LSU	#4 Kentucky	L, 61-76	Baton Rouge, La.
March 12	LSU	#6 Kentucky	L, 80-86	Baton Rouge, La.

**1988-89**

Dec. 22	LSU	#5 Illinois	L, 100-127	Baton Rouge, La.
Jan. 28	LSU	#2 Georgetown	W, 82-80	New Orleans, La.

**1989-90**

Jan. 28	#16 LSU	#5 UNLV	W, 107-105	Baton Rouge, La.
---------	---------	---------	------------	------------------

**1990-91**

Dec. 8	#18 LSU	#2 Arizona	W, 92-82	Baton Rouge, La.
Feb. 5	#19 LSU	#10 Kentucky	W, 107-88	Baton Rouge, La.
Feb. 10	#19 LSU	#6 Duke	L, 70-88	Durham, N. C.

**1991-92**

Dec. 7	#16 LSU	#3 Arizona	L, 67-87	Tucson, Ariz.
Jan. 14	LSU	#9 Alabama	W, 89-81	Tuscaloosa, Ala.
Feb. 8	#22 LSU	#1 Duke	L, 67-77	Baton Rouge, La.
March 3	#23 LSU	#7 Arkansas	L, 92-106	Fayetteville, Ark.
March 14	#23 LSU	#9 Kentucky	L, 74-80	Birmingham, Ala.
March 21	#25 LSU	#5 Indiana	L, 79-89	Boise, Idaho

**1992-93**

Dec. 22	LSU	#1 Duke	L, 67-96	Lahaina, Hawaii
Jan. 26	LSU	#4 Kentucky	L, 67-105	Lexington, Ky.
March 13	LSU	#5 Vanderbilt	W, 72-62	Lexington, Ky.
March 14	LSU	#4 Kentucky	L, 65-82	Lexington, Ky.

**1993-94**

Dec. 18	#25 LSU	#9 UCLA	L, 80-100	Los Angeles, Calif.
Jan. 11	LSU	#4 Arkansas	L, 83-84	Fayetteville, Ark.
Jan. 22	LSU	#4 North Carolina	L, 65-88	New Orleans, La.
March 2	LSU	#1 Arkansas	L, 105-108	Baton Rouge, La.

**1994-95**

Dec. 17	LSU	#2 UCLA	L, 72-92	Baton Rouge, La.
Jan. 31	LSU	#8 Arkansas	L, 81-105	Fayetteville, Ark.
Feb. 22	LSU	#8 Arkansas	L, 90-92	Baton Rouge, La.
March 4	LSU	#5 Kentucky	L, 80-127	Lexington, Ky.

**1995-96**

Jan. 16	LSU	#2 Kentucky	L, 97-129	Baton Rouge, La.
---------	-----	-------------	-----------	------------------

**1996-97**

Nov. 25	LSU	#2 Kansas	L, 53-82	Lahaina, Hawaii
Dec. 15	LSU	#5 Michigan	L, 59-70	Auburn Hills, Mich.
Feb. 12	LSU	#4 Kentucky	L, 48-84	Lexington, Ky.

**1997-98**

Feb. 4	LSU	#8 Kentucky	L, 61-63	Baton Rouge, La.
--------	-----	-------------	----------	------------------

**1998-99**

Jan. 30	LSU	#6 Kentucky	L, 62-86	Lexington, Ky.
Feb. 6	LSU	#6 Auburn	L, 54-80	Auburn, Ala.
Feb. 13	LSU	#10 Arizona	L, 71-78	Tucson, Ariz.

**1999-00**

Jan. 12	LSU	#10 Florida	L, 57-82	Gainesville, Fla.
Jan. 29	LSU	#5 Arizona	W, 86-60	Baton Rouge, La.
Feb. 9	LSU	#9 Auburn	W, 83-68	Baton Rouge, La.

**2000-01**

Dec. 20	LSU	#1 Arizona	L, 75-88	Tucson, Ariz.
---------	-----	------------	----------	---------------

**2001-02**

Jan. 16	LSU	#2 Florida	L, 70-102	Gainesville, Fla.
Feb. 2	LSU	#7 Alabama	L, 48-57	Baton Rouge, La.
Feb. 9	LSU	#7 Kentucky	L, 56-68	Baton Rouge, La.

**2002-03**

Dec. 21	LSU	#1 Arizona	W, 66-65	Baton Rouge, La.
Jan. 11	LSU	#7 Mississippi St.	W, 85-72	Baton Rouge, La.
Jan. 28	LSU	#4 Florida	L, 53-70	Baton Rouge, La.
Feb. 14	LSU	#3 Kentucky	L, 57-68	Lexington, Ky.
March 14	LSU	#7 Florida	W, 65-61	New Orleans, La.

**2003-04**

Feb. 26	LSU	#7 Miss. State	L, 58-84	Starkville, Miss.
Feb. 29	LSU	#9 Kentucky	L, 64-70	Baton Rouge, La.

**2004-05**

Jan. 22	LSU	#8 Kentucky	L, 58-89	Lexington, Ky.
March 12	LSU	#7 Kentucky	L, 78-79	Atlanta, Ga.

**2005-06**

Jan. 7	LSU	#2 Connecticut	L, 76-77	Hartford, Conn.
Feb. 11	LSU	#7 Florida	L, 62-71	Gainesville, Fla.
March 23	#19 LSU	#1 Duke	W, 62-54	Atlanta, Ga.
March 25	#19 LSU	#9 Texas	W, 70-60	Atlanta, Ga.

**2006-07**

Dec. 5	#9 LSU	#6 Texas A&M	W, 64-52	Baton Rouge, La.
Feb. 24	LSU	#3 Florida	W, 66-56	Baton Rouge, La.

**2008-09**

March 19	#21 LSU	#1 N. Carolina	L, 70-84	Greensboro, N.C.
----------	---------	----------------	----------	------------------

**2009-10**

Feb. 6	LSU	#4 Kentucky	L, 55-81	Baton Rouge, La.
--------	-----	-------------	----------	------------------



## 2010-11 -- Record 11-21, 3-13 in the SEC

	GM	MIN	FG-FGA	PCT.	3FG-FGA	PCT.	FT-FTA	PCT.	REB-AVG.	PF	A	TO	BLK	STL	PTS-AVG
LSU	32	6450	692-1731	.400	175-561	.312	432-650	.665	1110-34.7	622	364	461	106	204	1991-62.2
Opponents	32	6450	730-1759	.415	174-531	.328	496-703	.706	1178-36.8	593	297	426	133	234	2130-66.6

## 2009-10 -- Record 11-20, 2-14 in the SEC

	GM	MIN	FG-FGA	PCT.	3FG-FGA	PCT.	FT-FTA	PCT.	REB-AVG.	PF	A	TO	BLK	STL	PTS-AVG
LSU	31	6225	690-1726	.400	141-492	.287	384-552	.696	1112-35.9	547	352	397	116	190	1905-61.5
Opponents	31	6225	722-1675	.431	204-589	.346	411-618	.665	1082-34.9	534	326	384	123	216	2059-66.4

## 2008-09 -- Record 27-8, 13-3 in the SEC, SEC Champions, NCAA Tournament

	GM	MIN	FG-FGA	PCT.	3FG-FGA	PCT.	FT-FTA	PCT.	REB-AVG.	PF	A	TO	BLK	STL	PTS-AVG
LSU	35	7050	937-2093	.448	213-572	.372	530-740	.716	1365-39.0	609	529	425	212	267	2617-74.8
Opponents	35	7050	820-2005	.409	188-596	.315	488-705	.692	1185-33.9	633	332	461	111	214	2316-66.2

## 2007-08 -- Record 13-18, 6-10 in the SEC

	GM	MIN	FG-FGA	PCT.	3FG-FGA	PCT.	FT-FTA	PCT.	REB-AVG.	PF	A	TO	BLK	STL	PTS-AVG
LSU	31	6225	722-1800	.429	201-624	.322	386-521	.741	1108-35.7	520	362	428	196	186	2131-68.7
Opponents	31	6225	795-1884	.422	210-608	.345	345-515	.670	1164-37.5	509	391	415	112	208	2145-69.2

## 2006-07 -- Record 17-15, 5-11 in the SEC

	GM	MIN	FG-FGA	PCT.	3FG-FGA	PCT.	FT-FTA	PCT.	REB-AVG.	PF	A	TO	BLK	STL	PTS-AVG
LSU	32	6450	800-1774	.451	174-517	.337	403-572	.705	1205-37.7	493	445	452	155	218	2177-68.0
Opponents	32	6450	732-1810	.404	191-585	.326	352-505	.697	1026-32.1	506	322	399	95	217	2007-62.7

## 2005-06 -- Record 27-9, 14-2 in the SEC, SEC Champions, NCAA Final Four

	GM	MIN	FG-FGA	PCT.	3FG-FGA	PCT.	FT-FTA	PCT.	REB-AVG.	PF	A	TO	BLK	STL	PTS-AVG
LSU	36	7250	972-2092	.465	147-454	.324	542-786	.690	1447-40.2	567	547	555	236	298	2633-73.1
Opponents	36	7250	852-2137	.399	233-677	.344	362-522	.693	1167-32.4	662	385	543	150	233	2299-63.9

## 2004-05 -- Record 20-10, 12-4 in the SEC, SEC Western Division Champions, NCAA Tournament

	GM	MIN	FG-FGA	PCT.	3FG-FGA	PCT.	FT-FTA	PCT.	REB-AVG.	PF	A	TO	BLK	STL	PTS-AVG
LSU	30	6125	776-1690	.459	205-571	.359	500-685	.730	1097-36.6	490	442	405	127	209	2257-75.2
Opponents	30	6125	776-1746	.444	225-593	.379	365-532	.686	963-32.1	572	353	376	81	189	2142-71.4

## 2003-04 -- Record 18-11, 8-8 in the SEC, NIT Tournament

	GM	MIN	FG-FGA	PCT.	3FG-FGA	PCT.	FT-FTA	PCT.	REB-AVG.	PF	A	TO	BLK	STL	PTS-AVG
LSU	29	5800	656-1487	.441	168-500	.336	444-678	.655	1065-36.7	460	346	426	122	176	1924-66.3
Opponents	29	5800	695-1675	.415	172-491	.350	289-446	.648	960-33.1	560	335	358	82	216	1851-63.8

## 2002-03 -- Record 21-11, 8-8 in the SEC, NCAA Tournament

	GM	MIN	FG-FGA	PCT.	3FG-FGA	PCT.	FT-FTA	PCT.	REB-AVG.	PF	A	TO	BLK	STL	PTS-AVG
LSU	32	6400	851-1767	.482	215-571	.377	409-633	.646	1124-35.1	525	515	446	132	255	2326-72.7
Opponents	32	6400	736-1792	.411	204-577	.354	354-524	.676	1048-32.8	592	359	501	78	238	2030-63.4

## 2001-02 -- Record 19-15, 6-10 in the SEC, NIT Second Round

	GM	MIN	FG-FGA	PCT.	3FG-FGA	PCT.	FT-FTA	PCT.	REB-AVG.	PF	A	TO	BLK	STL	PTS-AVG
LSU	34	6850	850-1860	.457	204-561	.364	420-626	.671	1217-35.8	572	467	517	79	280	2324-68.4
Opponents	34	6850	797-1913	.417	226-684	.330	356-575	.619	1130-33.2	595	402	511	93	263	2176-64.0

## 2000-01 -- Record 13-16, 2-14 in the SEC

	GM	MIN	FG-FGA	PCT.	3FG-FGA	PCT.	FT-FTA	PCT.	REB-AVG.	PF	A	TO	BLK	STL	PTS-AVG
LSU	29	5850	720-1624	.443	194-544	.357	435-629	.692	1020-35.2	507	438	454	65	257	2069-71.3
Opponents	29	5850	717-1643	.436	211-572	.369	334-498	.671	994-34.3	567	405	489	75	225	1979-68.2

## 1999-2000 -- Record 28-6, 12-4 in the SEC, SEC Champions, NCAA Sweet 16

	GM	MIN	FG-FGA	PCT.	3FG-FGA	PCT.	FT-FTA	PCT.	REB-AVG.	PF	A	TO	BLK	STL	PTS-AVG
LSU	34	6800	915-1880	.487	196-558	.351	552-858	.643	1373-40.4	549	503	593	180	313	2578-75.8
Opponents	34	6800	781-2046	.382	233-745	.313	337-531	.635	1100-32.4	743	402	461	60	265	2132-62.7

## 1998-99 -- Record 12-15, 4-12 in the SEC

	GM	MIN	FG-FGA	PCT.	3FG-FGA	PCT.	FT-FTA	PCT.	REB-AVG.	PF	A	TO	BLK	STL	PTS-AVG
LSU	27	5500	625-1461	.428	154-451	.341	389-605	.643	1071-39.7	497	372	534	102	189	1793-66.4
Opponents	27	5500	676-1675	.404	177-519	.341	332-493	.673	949-35.1	537	355	384	69	290	1861-68.9

## 1997-98 -- Record 9-18, 2-14 in the SEC

	GM	MIN	FG-FGA	PCT.	3FG-FGA	PCT.	FT-FTA	PCT.	REB-AVG.	PF	A	TO	BLK	STL	PTS-AVG
LSU	27	5400	579-1364	.425	140-425	.329	382-592	.645	972-36.0	469	314	487	47	166	1680-62.2
Opponents	27	5400	655-1546	.424	151-452	.334	304-464	.655	886-32.8	532	315	379	119	246	1765-65.4

## 1996-97 -- Record 10-20, 3-13 in the SEC

	GM	MIN	FG-FGA	PCT.	3FG-FGA	PCT.	FT-FTA	PCT.	REB-AVG.	PF	A	TO	BLK	STL	PTS-AVG
LSU	30	5550	730-1765	.414	107-375	.285	433-624	.694	1172-39.1	585	415	548	96	221	2000-66.7
Opponents	30	5550	721-1745	.413	221-605	.365	451-675	.667	1066-35.5	562	442	469	88	301	2114-70.5

## 1995-96 -- Record 12-17, 4-12 in the SEC

	GM	MIN	FG-FGA	PCT.	3FG-FGA	PCT.	FT-FTA	PCT.	REB-AVG.	PF	A	TO	BLK	STL	PTS-AVG
LSU	29	5800	809-1911	.423	194-614	.316	453-673	.673	1201-41.4	614	438	481	102	273	2265-78.1
Opponents	29	5800	786-1823	.431	221-646	.342	507-758	.669	1146-39.5	593	482	473	88	238	2300-79.3

## 1994-95 -- Record 12-15, 6-10 in the SEC

	GM	MIN	FG-FGA	PCT.	3FG-FGA	PCT.	FT-FTA	PCT.	REB-AVG.	PF	A	TO	BLK	STL	PTS-AVG
LSU	27	4645	791-1770	.447	185-541	.342	384-572	.671	1103-40.9	637	479	521	120	241	2151-79.7
Opponents	27	4645	718-1666	.431	226-629	.359	529-784	.675	1022-37.9	541	449	486	86	269	2191-81.2

**1993-94 -- Record 11-16, 5-11 in the SEC**

	GM	MIN	FG-FGA	PCT.	3FG-FGA	PCT.	FT-FTA	PCT.	REB-AVG	PF	A	TO	BLK	STL	PTS-AVG
LSU	27	5450	776-1808	.429	194-564	.326	425-651	.653	1035-38.3	576	371	434	68	271	2161-80.0
Opponents	27	5450	809-1655	.489	164-484	.339	413-671	.616	1982-40.1	543	491	515	119	172	2195-81.3

**1992-93 -- Record 22-11, 9-7 in the SEC, NCAA Tournament Participant**

	GM	MIN	FG-FGA	PCT.	3FG-FGA	PCT.	FT-FTA	PCT.	REB-AVG	PF	A	TO	BLK	STL	PTS-AVG
LSU	33	6625	944-2155	.438	193-525	.368	516-754	.684	1291-39.1	600	493	486	100	316	2597-78.7
Opponents	33	6625	919-1982	.464	192-595	.323	403-647	.623	1208-36.6	652	530	592	158	237	2433-73.7

**1991-92 -- Records 21-10, 12-4 in the SEC, NCAA Tournament Participant**

	GM	MIN	FG-FGA	PCT.	3FG-FGA	PCT.	FT-FTA	PCT.	REB-AVG	PF	A	TO	BLK	STL	PTS-AVG
LSU	31	6225	1000-2039	.490	187-510	.367	526-820	.642	1308-42.2	574	519	533	206	311	2713-87.5
Opponents	31	6225	869-2064	.421	181-557	.325	435-643	.677	1170-37.7	622	450	535	78	242	2354-75.9

**1990-91 -- Record 20-10, 13-5 in the SEC, SEC Champions, NCAA Tournament Participant**

	GM	MIN	FG-FGA	PCT.	3FG-FGA	PCT.	FT-FTA	PCT.	REB-AVG	PF	A	TO	BLK	STL	PTS-AVG
LSU	30	6000	1010-2040	.495	120-368	.326	573-840	.682	1316-43.9	572	566	538	198	316	2713-90.4
Opponents	30	6000	903-2129	.424	190-537	.354	427-621	.688	1161-38.7	634	479	537	76	260	2423-80.8

**1989-90 -- Record 23-9, 12-6 in the SEC, NCAA Tournament Participant**

	GM	MIN	FG-FGA	PCT.	3FG-FGA	PCT.	FT-FTA	PCT.	REB-AVG	PF	A	TO	BLK	STL	PTS-AVG
LSU	32	6475	1116-2194	.509	153-426	.359	536-804	.667	1457-45.5	661	526	514	225	255	2921-91.3
Opponents	32	6475	901-2222	.405	257-734	.350	561-800	.701	1223-38.2	676	461	471	83	274	2620-81.9

**1988-89 -- Record 20-12, 11-7 in the SEC, NCAA Tournament Participant**

	GM	MIN	FG-FGA	PCT.	3FG-FGA	PCT.	FT-FTA	PCT.	REB-AVG	PF	A	TO	BLK	STL	PTS-AVG
LSU	32	6450	1115-2303	.484	179-461	.388	557-723	.770	1236-38.6	654	525	436	103	267	2966-92.7
Opponents	32	6450	1096-2263	.484	163-452	.361	506-752	.674	1344-42.0	636	545	519	114	231	2861-89.4

**1987-88 -- Record 16-14, 10-8 in the SEC, NCAA Tournament Participant**

	GM	MIN	FG-FGA	PCT.	3FG-FGA	PCT.	FT-FTA	PCT.	REB-AVG	PF	A	TO	BLK	STL	PTS-AVG
LSU	30	6025	798-1732	.461	87-260	.335	430-612	.703	1080-36.0	587	468	440	53	219	2113-70.4
Opponents	30	6025	769-1713.	.449	118-356	.331	416-602	.691	1039-34.6	557	400	437	77	173	2072-69.1

**1986-87 -- Record 24-15, 8-10 in the SEC, NCAA Elite 8**

	GM	MIN	FG-FGA	PCT.	3FG-FGA	PCT.	FT-FTA	PCT.	REB-AVG	PF	A	TO	BLK	STL	PTS-AVG
LSU	39	7900	1047-2261	.463	181-451	.401	510-782	.652	1401-35.9	747	527	602	118	352	2785-71.3
Opponents	39	7900	973-2240	.435	150-385	.390	569-776	.733	1417-36.3	780	418	638	112	256	2658-67.9

**1985-86 -- Record 26-12, 9-9 in the SEC, NCAA Final Four**

	GM	MIN	FG-FGA	PCT.	FT-FTA	PCT.	REB-AVG	PF	A	TO	BLK	STL	PTS-AVG
LSU	38	7650	1170-2327	.503	537-716	.750	1298-34.2	657	577	549	75	306	2877-75.7
Opponents	38	7650	1113-2257	.493	453-645	.702	1220-32.1	710	560	609	118	241	2679-70.5

**1984-85 -- Record 19-10, 13-5 in the SEC, NCAA Tournament Participant**

	GM	MIN	FG-FGA	PCT.	FT-FTA	PCT.	REB-AVG	PF	A	TO	BLK	STL	PTS-AVG
LSU	29	5810	875-1745	.501	379-531	.714	1020-35.2	571	468	444	65	224	2129-73.4
Opponents	29	5810	773-1636	.472	467-634	.737	918-31.3	545	361	447	62	189	2013-69.4

## 1983-84 -- Record 18-11, 11-7 in the SEC, NCAA Tournament Participant

	GM	MIN	FG-FGA	PCT.	FT-FTA	PCT.	REB-AVG	PF	A	TO	BLK	STL	PTS-AVG
LSU	29	5866	826-1767	.467	508-744	.656	1084-37.4	575	406	465	62	275	2160-74.5
Opponents	29	5866	770-1636	.471	533-747	.714	1079-37.2	655	366	515	82	167	2073-71.5

## 1982-83 -- Record 19-13, 10-8 in the SEC, NIT Participant

	GM	MIN	FG-FGA	PCT.	FT-FTA	PCT.	REB-AVG	PF	A	TO	BLK	STL	PTS-AVG
LSU	32	6475	917-1882	.487	500-753	.664	1190-37.2	663	405	80	272	2334-72.9	
Opponents	32	6475	858-1848	.464	439-655	.670	1078-33.7	669	400	80	175	2155-67.3	

## 1981-82 -- Record 14-14, 11-7 in the SEC, NIT Participant

	GM	MIN	FG-FGA	PCT.	FT-FTA	PCT.	REB-AVG	PF	A	TO	BLK	STL	PTS-AVG
LSU	28		762-1589	.480			377-570	.661	825-29.8	570	302		1901-67.9
Opponents	28		759-1485	.511			378-557	.679	994-35.5	576	389		1896-67.7

## 1980-81 -- Record 31-5, 17-1 in the SEC, SEC Champions, NCAA Final Four

	GM	MIN	FG-FGA	PCT.	FT-FTA	PCT.	REB-AVG	PF	A	TO	BLK	STL	PTS-AVG
LSU	36		1098-2144	.512			653-944	.692	1323-36.7	727	527		2851-79.2
Opponents	36		971-2060	.471			507-705	.719	1180-32.8	848	467		2449-68.0

## 1979-80 -- Record 26-6, 14-4 in the SEC, SEC Tournament Champs, NCAA Elite 8

	GM	MIN	FG-FGA	PCT.	FT-FTA	PCT.	REB-AVG.	PF	A	TO	BLK	STL	PTS-AVG
LSU	32		1019-2002	.509			489-689	.710	1210-37.8	669	446		2528-79.0
OPPONENT	32		912-1891	.482			464-678	.684	1053-32.9	669	421		2288-71.5

## 1978-79 -- Record 23-6, 14-4 in the SEC, SEC Champions, NCAA Tournament Participant

	GM	MIN	FG-FGA	PCT.	FT-FTA	PCT.	REB-AVG.	PF	A	TO	BLK	STL	PTS-AVG
LSU	29		964-1852	.521			473-705	.671	1226-42.3	697	424		2401-82.8
OPPONENT	29		820-1812	.453			528-764	.691	1006-34.7	662	325		2168-74.8

## 1977-78 -- Record 18-9, 12-6 in the SEC

	GM	MIN	FG-FGA	PCT.	FT-FTA	PCT.	REB-AVG.	PF	A	TO	BLK	STL	PTS-AVG
LSU	27		899-1867	.480			473-709	.667	1247-46.2	675	335		2271-84.1
OPPONENT	27		771-1741	.443			496-703	.710	1012-37.5	645	274		2038-75.5

## 1976-77 -- Record 15-12, 8-10 in the SEC

	GM	MIN	FG-FGA	PCT.	FT-FTA	PCT.	REB-AVG.	PF	A	TO	BLK	STL	PTS-AVG
LSU	27		853-1879	.451			456-655	.696	1228-45.5	638	520		2162-80.1
OPPONENT	27		839-1865	.449			461-652	.707	1127-41.7	600	468		2139-79.2

## 1975-76 -- Record 12-14, 5-13 in the SEC

	GM	MIN	FG-FGA	PCT.	FT-FTA	PCT.	REB-AVG.	PF	A	TO	BLK	STL	PTS-AVG
LSU	26		877-1854	.473			392-587	.668	1126-43.3	593	538		2146-82.5
OPPONENT	26		843-1857	.454			428-632	.677	1146-44.1	576	410		2114-81.3

## 1974-75 -- Record 10-16, 6-12 in the SEC

	GM	MIN	FG-FGA	PCT.	FT-FTA	PCT.	REB-AVG.	PF	A	TO	BLK	STL	PTS-AVG
LSU	26		889-1939	.459			392-559	.701	1092-42.0	583	616		2170-83.5
OPPONENT	26		952-1967	.484			427-587	.729	1226-47.2	578	499		2331-89.7

## 1973-74 -- Record 12-14, 6-12 in the SEC

	GM	MIN	FG-FGA	PCT.	FT-FTA	PCT.	REB-AVG.	PF	A	TO	BLK	STL	PTS-AVG
LSU	26		864-1771	.488			401-568	.706	1106-42.5	639	449		2129-81.9
OPPONENT	26		796-1781	.447			457-664	.710	1140-43.9	462	330		2047-78.7

## 1972-73 -- Record 14-10, 9-9 in the SEC

	GM	MIN	FG-FGA	PCT.	FT-FTA	PCT.	REB-AVG.	PF	A	TO	BLK	STL	PTS-AVG
LSU	24		711-1472	.483			398-553	.720	954-39.8	520	336		1820-75.8
OPPONENT	24		726-1602	.453			360-522	.689	1000-41.7	526	362		1812-75.5

## 1971-72 -- Record 10-16, 6-12 in the SEC

	GM	MIN	FG-FGA	PCT.	FT-FTA	PCT.	REB-AVG.	PF	A	TO	BLK	STL	PTS-AVG
LSU	26		780-1639	.476			440-660	.667	1113-42.8	554-27	413		2000-76.9
OPPONENT	26		807-1786	.452			521-728	.716	1152-44.3	496-21	----		2135-82.1

## 1970-71 -- Record 14-12, 10-8 in the SEC

	GM	MIN	FG-FGA	PCT.	FT-FTA	PCT.	REB-AVG.	PF	A	TO	BLK	STL	PTS-AVG
LSU	26		897-1725	.520			433-664	.652	1197-46.0	471	440		2227-85.6
OPPONENT	26		874-1985	.440			441-608	.752	1140-43.8	497	----		2189-84.1

## 1969-70 -- Record 22-10, 13-5 in the SEC, NIT Semifinalist

	GM	MIN	FG-FGA	PCT.	FT-FTA	PCT.	REB-AVG.	PF	A	TO	BLK	STL	PTS-AVG
LSU	32		1159-2403	.482			667-917	.727	1691-52.8	660	450		2985-93.3
OPPONENT	32		1117-2497	.447			626-928	.675	1485-46.4	670	----		2860-89.4

## 1968-69 -- Record 13-13, 7-11 in the SEC

	GM	MIN	FG-FGA	PCT.	FT-FTA	PCT.	REB-AVG.	PF	A	TO	BLK	STL	PTS-AVG
LSU	26		935-1949	.480			446-653	.683	1197-46.0	502	334		2316-89.1
OPPONENT	26		903-2003	.451			469-671	.699	1326-51.0	503	----		2275-87.5



**1967-68 -- Record 14-12, 8-10 in the SEC**

	GM	FG-FGA	PCT.	FT-FTA	PCT.	REB-AVG.	PF	A	PTS-AVG
LSU	26	905-1933	.468	498-697	.714	1152-44.3	543	297	2308-88.7
OPPONENT	26	885-1939	.456	499-715	.697	1346-51.7	522	----	2239-86.1

**1966-67 -- Record 3-23, 1-17 in the SEC**

	GM	FG-FGA	PCT.	FT-FTA	PCT.	REB-AVG.	PF	A	PTS-AVG
LSU	26	758-1803	.420	419-621	.675	1075-43.3	501	274	1935-74.4
OPPONENT	26	875-1779	.492	482-668	.722	1262-48.5	469		2332-85.9

**1965-66 -- Record 6-20, 2-14 in the SEC**

	GM	FG-FGA	PCT.	FT-FTA	PCT.	REB-AVG.	PF	PTS-AVG
LSU	26	742-1739	.426	460-655	.702	1116-43.1	576	1944-74.7
OPPONENT	26	823-1858	.442	545-786	.693	1332-51.2	526	2194-84.2

**1964-65 -- Record 12-14, 7-9 in the SEC**

	GM	FG-FGA	PCT.	FT-FTA	PCT.	REB-AVG.	PF	PTS-AVG
LSU	26	730-1922	.379	466-672	.693	1298-49.9	496	1926-74.0
OPPONENT	26	798-1810	.440	492-661	.744	1181-49.2	504	2088-80.3

**1963-64 -- Record 12-13, 8-6 in the SEC**

	GM	FG-FGA	PCT.	FT-FTA	PCT.	REB-AVG.	PF	PTS-AVG
LSU	25	687-1643	.418	458-621	.737	1175-47.0	483	1832-73.2
OPPONENT	25	666-1680	.396	476-666	.714	1148-45.9	480	1811-72.4

**1962-63 -- Record 12-12, 5-9 in the SEC**

	GM	FG-FGA	PCT.	FT-FTA	PCT.	REB-AVG.	PF	PTS-AVG
LSU	24	603-1598	.377	394-557	.707	1131-47.1	402	1602-66.7
OPPONENT	24	596-1547	.386	473-704	.671	1134-47.2	440	1678-69.9

**1961-62 -- Record 11-14, 6-8 in the SEC**

	GM	FG-FGA	PCT.	FT-FTA	PCT.	REB-AVG.	PF	PTS-AVG
LSU	24	647-1586	.407	320-522	.613	1130-47.0	540	1614-67.2
OPPONENT	24	556-1409	.387	473-704	.671	1105-46.0	403	1585-66.0

**1960-61 -- Record 14-11, 7-7 in the SEC**

	GM	FG-FGA	PCT.	FT-FTA	PCT.	REB-AVG.	PTS-AVG
LSU	25	609-1560	.390	385-544	.700	1075-43.0	1603-64.1
OPPONENT	25	600-1574	.370	427-615	.690	1124-44.9	1627-65.0

**1959-60 -- Record 14-11, 7-7 in the SEC**

	GM	FG-FGA	PCT.	FT-FTA	PCT.	REB-AVG.	PF	PTS-AVG
LSU	23	537-1484	.350	418-622	.650	968-42.0	487	1501-65.2
OPPONENT	23	556-1409	.410	488-694	.700	1127-44.6	438	1703-74.0

**1958-59 -- Record 10-15, 2-12 in the SEC**

	GM	FG-FGA	PCT.	FT-FTA	PCT.	PF	PTS-AVG
LSU	25	651-1771	.367	381-596	.639	498	1682-67.2
OPPONENT	25	656-1786	.367	486-717	.677	432	1788-71.5

**1957-58 -- Record 7-18, 3-11 in the SEC**

	GM	FG-FGA	PCT.	FT-FTA	PCT.	REB-AVG.	PF	PTS-AVG
LSU	25	583-1835	.320	412-659	.620	968-38.7	530	1576-63.0
OPPONENT	25	677-1907	.350	429-741	.540	1306-52.2	477	1848-73.5

**1956-57 -- Record 6-19, 1-13 in the SEC**

	GM	FG-FGA	PCT.	FT-FTA	PCT.	REB-AVG.	PF	PTS-AVG
LSU	25	637-1863	.340	451-691	.650	1096-43.8	530	1576-63.0
OPPONENT	25	670-1801	.370	603-863	.700	1305-52.2	419	1943-77.7

**1955-56 -- Record 7-17, 5-9 in the SEC**

	GM	FG-FGA	PCT.	FT-FTA	PCT.	REB-AVG.	PF	PTS-AVG
LSU	24	654-1803	.360	501-759	.660	1100-45.8	534	1809-75.4
OPPONENT	24	724-1915	.380	565-881	.640	1260-52.5	450	2013-83.9

**1954-55 -- Record 6-18, 3-11 in the SEC**

	GM	FG-FGA	PCT.	FT-FTA	PCT.	REB-AVG.	PF	PTS-AVG
LSU	24	562-1731	.324	473-724	.653	1115-46.5	462	1601-66.7
OPPONENT	24	652		498-789	.631		430	1802-75.1

**1953-54 -- Record 20-5, 14-0 in the SEC**

	GM	FG-FGA	PCT.	FT-FTA	PCT.	PTS-AVG
LSU	25	678-1802	.376	519-742	.699	1875-75.0
OPPONENT	25	503		514-784	.655	1514-60.5

## Starting Lineups - Since 1974-75 (Lineups compiled based on most starts and lineups at end of season)

## 2011

G Andre Stringer	Fr.	11.2 ppg	2.6 rpg
G Ralston Turner	Fr.	12.3 ppg	2.6 rpg
F Matt Derenbecker	Fr.	6.5 ppg	2.1 rpg
F Storm Warren	Jr.	7.7 ppg	5.7 rpg
F Malcolm White	Jr.	7.6 ppg	5.1 rpg

## 2010

G Bo Spencer	So.	14.5 ppg	2.5 rpg
G Chris Bass	So.	2.3 ppg	2.4 rpg
G Aaron Dotson	Fr.	3.2 ppg	1.3 rpg
F Storm Warren	So.	11.8 ppg	7.2 rpg
F Tasmin Mitchell	Jr.	16.8 ppg	9.4 rpg

## 2009

G Marcus Thornton	Sr.	21.1 ppg	5.5 rpg
G Bo Spencer	So.	11.4 ppg	2.9 rpg
G Garrett Temple	Sr.	7.1 ppg	4.5 rpg
C Chris Johnson	Sr.	7.7 ppg	7.2 rpg
F Tasmin Mitchell	Jr.	16.4 ppg	7.2 rpg

## 2008

G Marcus Thornton	Jr.	19.6 ppg	5.6 rpg
G Garrett Temple	Jr.	6.4 ppg	4.2 rpg
G Terry Martin	Jr.	8.3 ppg	2.5 rpg
F Anthony Randolph	Fr.	15.6 ppg	8.5 rpg
C Chris Johnson	Jr.	11.6 ppg	6.6 rpg

## 2007

G Garrett Temple	So.	8.6 ppg	3.7 rpg
G Terry Martin	So.	10.5 ppg	2.8 rpg
F Darnell Lazare	Sr.	7.4 ppg	4.5 rpg
F Tasmin Mitchell	So.	14.5 ppg	5.9 rpg
F Glen Davis	Jr.	17.7 ppg	10.4 rpg

## 2006

G Darrell Mitchell	Sr.	16.8 ppg	3.7 rpg
G Garrett Temple	Fr.	5.1 ppg	2.6 rpg
F Tasmin Mitchell	Fr.	11.4 ppg	5.6 rpg
F Glen Davis	So.	18.6 ppg	9.7 rpg
F Tyrus Thomas	Fr.	12.3 ppg	9.2 rpg

## 2005

G Tack Minor	Jr.	10.8 ppg	3.9 rpg
G Antonio Hudson	Jr.	13.1 ppg	3.2 rpg
G Darrell Mitchell	Jr.	13.1 ppg	2.6 rpg
F Brandon Bass	So.	17.3 ppg	9.1 rpg
F Glen Davis	Fr.	13.5 ppg	8.8 rpg

## 2004

G Xavier Whipple	So.	4.1 ppg	2.4 rpg
G Antonio Hudson	So.	10.2 ppg	3.9 rpg
F Brandon Bass	Fr.	12.8 ppg	7.4 rpg
F Jaime Lloreda	Sr.	16.9 ppg	11.6 rpg
F Regis Koundia	So.	3.9 ppg	3.6 rpg

## 2003

G Torris Bright	Sr.	11.1 ppg	3.1 rpg
G Collis Temple III	Sr.	10.8 ppg	3.5 rpg
G Antonio Hudson	Fr.	7.5 ppg	2.9 rpg
F Ronald Dupree	Sr.	15.8 ppg	7.8 rpg
F Jaime Lloreda	Jr.	12.3 ppg	9.0 rpg

## 2002

G Torris Bright	Jr.	13.4 ppg	3.8 rpg
G Jermaine Williams	So.	6.3 ppg	4.6 rpg
G Collis Temple III	Jr.	13.4 ppg	6.0 rpg
F Ronald Dupree	Jr.	16.2 ppg	8.5 rpg
F Brad Bridgewater	Jr.	6.7 ppg	3.9 rpg

## 2001

G Torris Bright	So.	10.8 ppg	2.8 rpg
G Collis Temple III	So.	14.1 ppg	4.6 rpg
F Ronald Dupree	So.	17.3 ppg	8.8 rpg
F Brian Beshara	Sr.	11.2 ppg	6.0 rpg
F Jermaine Williams	Fr.	7.4 ppg	3.9 rpg

## 2000

G Torris Bright	Fr.	10.0 ppg	3.7 rpg
G Lamont Roland	Jr.	10.9 ppg	4.6 rpg
F Brian Beshara	Jr.	11.0 ppg	5.1 rpg
F Jabari Smith	Sr.	12.5 ppg	7.0 rpg
F Stomile Swift	So.	16.2 ppg	8.2 rpg

## 1999

G Maurice Carter	Sr.	17.3 ppg	5.7 rpg
G Willie Anderson	Sr.	7.3 ppg	2.9 rpg
F Brian Beshara	So.	11.0 ppg	5.3 rpg
F Jabari Smith	Jr.	12.7 ppg	9.7 rpg
F Stromile Swift	Fr.	7.6 ppg	4.3 rpg

## 1998

G Maurice Carter	Jr.	14.4 ppg	3.7 rpg
G Willie Anderson	Jr.	12.9 ppg	3.2 rpg
F DeJuan Colling	Jr.	8.8 ppg	3.7 rpg
F Rogers Washington	Jr.	9.2 ppg	4.1 rpg
F Cedric Carter	Jr.	8.1 ppg	6.1 rpg

## 1997

G Gene Nabors	So.	5.0 ppg	2.7 rpg
G Maurice Carter	Fr.	9.8 ppg	2.3 rpg
F Duane Spencer	Sr.	15.1 ppg	7.7 rpg
F Rogers Washington	So.	8.4 ppg	4.3 rpg
F Nick Sheppard	So.	7.1 ppg	5.7 rpg

## 1996

G Gene Nabors	Fr.	5.2 ppg	4.2 rpg
G Ronnie Henderson	Jr.	21.8 ppg	4.7 rpg
F Roman Rubchenko	Sr.	11.2 ppg	6.9 rpg
F Duane Spencer	Jr.	7.9 ppg	5.7 rpg
G Deuce Ford	Jr.	11.5 ppg	5.4 rpg

## 1995

G Randy Livingston	Fr.	14.0 ppg	4.0 rpg
G Ronnie Henderson	So.	23.3 ppg	5.3 rpg
F Clarence Caesar	Sr.	12.6 ppg	7.0 rpg
F Landers Nolley	Jr.	10.7 ppg	4.7 rpg
F Roman Rubchenko	Jr.	9.8 ppg	5.9 rpg

## 1994

G Jaime Brandon	Jr.	16.5 ppg	5.7 rpg
G Andre Owens	Sr.	9.0 ppg	1.6 rpg
G Sean Gipson	Sr.	5.7 ppg	5.1 rpg
F Clarence Carter	Jr.	14.6 ppg	6.3 rpg
F Lenear Burns	Sr.	9.3 ppg	5.4 rpg

## 1993

G Mike Hansen	Sr.	5.9 ppg	1.0 rpg
C Geert Hammink	Sr.	15.3 ppg	10.2 rpg
G Sean Gipson	Jr.	9.2 ppg	4.9 rpg
F Andre Owens	Jr.	8.1 ppg	1.9 rpg
F Clarence Caesar	Jr.	9.8 ppg	6.2 rpg

## 1992

G Justin Anderson	Sr.	7.4 ppg	2.5 rpg
G Jamie Brandon	Fr.	10.5 ppg	2.5 rpg
C Shaquille O'Neal	Jr.	24.1 ppg	14.0 rpg
F Vernel Singleton	Sr.	14.3 ppg	6.6 rpg
F Clarence Caesar	So.	11.5 ppg	4.8 rpg

## 1991

G Mike Hansen	So.	12.7 ppg	2.2 rpg
G T.J. Pugh	Jr.	6.6 ppg	3.7 rpg
G Shawn Griggs	Fr.	8.9 ppg	3.8 rpg
C Shaquille O'Neal	So.	27.6 ppg	14.7 rpg
F Vernel Singleton	Jr.	15.2 ppg	5.9 rpg

## 1990

G Chris Jackson	So.	27.8 ppg	2.5 rpg
G Maurice Williamson	Fr.	12.2 ppg	2.3 rpg
C Shaquille O'Neal	Fr.	13.9 ppg	12.0 rpg
F Wayne Sims	Jr.	7.8 ppg	4.8 rpg
F Stanley Roberts	Fr.	14.1 ppg	9.8 rpg

## 1989

G Chris Jackson	Fr.	30.2 ppg	3.4 rpg
G Lyle Morton	So.	8.2 ppg	3.2 rpg
F Wayne Sims	So.	13.3 ppg	7.6 rpg
F Vernel Singleton	Fr.	10.8 ppg	7.8 rpg
F Ricky Blanton	Sr.	20.3 ppg	8.2 rpg

## 1988

G Daryle Joe	So.	11.9 ppg	2.7 rpg
G Fess Irvin	Sr.	3.6 ppg	1.3 rpg
F Ricky Blanton	Jr.	17.0 ppg	8.8 rpg
F Jose Vargas	Sr.	14.5 ppg	8.2 rpg
F Bernard Woodside	Sr.	5.8 ppg	4.2 rpg

## 1987

G Danyl Joe	Fr.	8.4 ppg	2.9 rpg
G Oliver Brown	Sr.	6.5 ppg	7.3 rpg
F Nikita Wilson	Sr.	15.6 ppg	7.0 rpg
F Bernard Woodside	Jr.	6.9 ppg	4.0 rpg
F Anthony Wilson	Sr.	16.6 ppg	3.6 rpg

## 1986

G Derrick Taylor	Sr.	13.8 ppg	1.7 rpg
G Don Redden	Sr.	13.0 ppg	4.8 rpg
C Ricky Blanton	So.	6.3 ppg	4.9 rpg
F John Williams	So.	17.8 ppg	8.5 rpg
F Jose Vargas	So.	3.0 ppg	2.5 rpg

## 1985

G Don Redden	Jr.	9.7 ppg	2.9 rpg
G Derrick Taylor	Jr.	9.1 ppg	1.7 rpg
F Nikita Wilson	So.	15.0 ppg	6.9 rpg
F John Williams	Fr.	13.4 ppg	6.6 rpg
F Jerry Reynolds	Jr.	11.0 ppg	6.1 rpg

## 1984

G Derrick Taylor	So.	13.4 ppg	1.7 rpg
G John Tudor	Sr.	8.2 ppg	3.6 rpg
C Leonard Mitchell	Sr.	11.9 ppg	7.3 rpg
F Jerry Reynolds	So.	14.2 ppg	8.2 rpg
F Nikita Wilson	Fr.	6.0 ppg	5.2 rpg

## 1983

G Johnny Jones	Jr.	6.5 ppg	4.0 rpg
G John Tudor	Jr.	6.7 ppg	3.1 rpg
F Howard Carter	Sr.	17.6 ppg	4.7 rpg
C Leonard Mitchell	Jr.	14.7 ppg	9.1 rpg
F Jerry Reynolds	Fr.	10.6 ppg	6.2 rpg

## 1982

G Derrick Taylor	So.	13.4 ppg	1.7 rpg
G Johnny Jones	So.	5.0 ppg	1.1 rpg
G John Tudor	So.	2.7 ppg	2.9 rpg
C Leonard Mitchell	So.	13.9 ppg	7.6 rpg
F Howard Carter	Jr.	16.7 ppg	5.6 rpg

## 1981

G Ethan Martin	Sr.	11.5 ppg	2.9 rpg
G Howard Carter	So.	16.0 ppg	4.1 rpg
C Grey Cook	Sr.	9.2 ppg	5.3 rpg
F Durand Macklin	Sr.	15.9 ppg	9.8 rpg
F Leonard Mitchell	Fr.	10.8 ppg	7.2 rpg

## 1980

G Ethan Martin	Jr.	11.9 ppg	1.9 rpg
G Howard Carter	Fr.	10.5 ppg	3.4 rpg
C Grey Cook	Jr.	4.4 ppg	5.8 rpg
F Durand Macklin	Jr.	17.6 ppg	9.7 rpg
F DeWayne Scales	Jr.	16.3 ppg	7.9 rpg

## 1979

G Al Green	Sr.	17.7 ppg	3.4 rpg
G Ethan Martin	So.	9.7 ppg	2.5 rpg
C Lionel Green	Sr.	9.7 ppg	11.1 rpg
F DeWayne Scales	So.	19.4 ppg	9.1 rpg
F Greg Cook	So.	6.3 ppg	6.3 rpg

## 1978

G Kenny Higgs	Sr.	13.7 ppg	2.2 rpg
G Jordy Hultberg	So.	9.7 ppg	2.1 rpg
C Lionel Green	Jr.	5.2 ppg	7.2 rpg
F Durand Macklin	So.	19.0 ppg	10.6 rpg
F DeWayne Scales	Fr.	12.8 ppg	9.4 rpg

## 1977

G Kenny Higgs	Jr.	17.7 ppg	3.0 rpg
G Jordy Hultberg	Fr.	12.8 ppg	2.2 rpg
C Greg Cook	Fr.	11.5 ppg	9.2 rpg
F Bob Miller	Sr.	8.9 ppg	2.3 rpg
F Durand Macklin	Fr.	14.8 ppg	11.8 rpg

## 1976

G Kenny Higgs	So.	22.2 ppg	3.5 rpg
G Donald Newman	Fr.	5.5 ppg	2.3 rpg
C Floyd Bailey	So.	11.5 ppg	8.1 rpg
F Ed LeBlanc	Sr.	10.7 ppg	10.4 rpg
F Lionel Green	Fr.	5.4 ppg	6.3 rpg

## 1975

G Kenny Higgs	Fr.	21.7 ppg	10.0 rpg
G Mike Damall	Sr.	6.3 ppg	4.1 rpg
C Ed LeBlanc	Jr.	13.7 ppg	9.9 rpg
F Randy Herring	Sr.	5.6 ppg	3.8 rpg
F Glenn Hansen	Sr.	21.7 ppg	10.0 rpg

# SEC Basketball Champions

YEAR	LSU RANK & RECORD	CHAMPION	SEC REC	OVERALL
1932-33	4th 13-7	Kentucky	8-0	20-3
1933-34	3rd 13-3	Alabama	13-2	17-2
<b>1934-35</b>	<b>1st 12-0</b>	<b>LSU</b>	<b>12-0</b>	<b>14-1</b>
		Kentucky	11-0	19-2
1935-36	6th 9-6	Tennessee	8-4	15-6
1936-37	7th 7-6	Kentucky	5-3	17-5
1937-38	6th 7-6	Georgia Tech	9-2	18-2
1938-39	4th 10-5	Kentucky	5-2	16-4
1939-40	4th 8-4	Kentucky	4-4	15-6
1940-41	5th 7-5	Tennessee	8-3	17-5
1941-42	4th 8-3	Kentucky	6-2	19-6
1942-43	2nd 11-2	Tennessee	6-3	14-5
1943-44	3rd 0-4	Kentucky	0-0	19-2
1944-45	7th 3-3	Kentucky	4-1	22-4
1945-46	1st 8-0	Kentucky	6-0	28-2
1946-47	2nd 9-2	Kentucky	11-0	34-2
1947-48	11th 4-10	Kentucky	9-0	36-3
1948-49	5th 7-6	Kentucky	13-0	32-2
1949-50	9th 5-8	Kentucky	11-2	25-5
1950-51	5th 6-8	Kentucky	14-0	32-2
1951-52	2nd 9-5	Kentucky	11-2	25-5
<b>1952-53</b>	<b>1st 13-0</b>	<b>LSU</b>	<b>13-0</b>	<b>22-3</b>
<b>1953-54</b>	<b>1st 14-0</b>	<b>LSU</b>	<b>14-0</b>	<b>21-5</b>
		Kentucky	14-0	25-0
1954-55	11th 3-11	Kentucky	12-2	23-3
1955-56	9th 5-9	Alabama	14-0	21-3
1956-57	12th 1-13	Kentucky	12-2	23-5
1957-58	10th 3-11	Kentucky	12-2	23-6
1958-59	10th 2-12	Miss. State	13-1	24-1
1959-60	11th 3-11	Auburn	12-2	19-3
1960-61	6th 6-8	Miss. State	11-3	19-6
1961-62	5th 7-7	Miss. State	13-1	24-1
		Kentucky	13-1	23-3
1962-63	8th 5-9	Miss. State	12-2	22-6
1963-64	4th 8-6	Kentucky	11-3	21-6
1964-65	7th 7-9	Vanderbilt	15-1	24-4
1965-66	10th 2-14	Kentucky	15-1	24-4
1966-67	10th 1-17	Tennessee	15-3	21-7
1967-68	6th 8-10	Kentucky	15-3	22-5
1968-69	7th 7-11	Kentucky	16-2	23-5
1969-70	2nd 13-5	Kentucky	17-1	26-2
1970-71	3rd 10-8	Kentucky	16-2	22-6
1971-72	7th 6-12	Kentucky	14-4	21-7
		Tennessee	14-4	19-6
1972-73	5th 9-9	Kentucky	14-4	20-8
1973-74	8th 6-12	Vanderbilt	15-3	23-5
		Alabama	15-3	22-5
1974-75	7th 6-12	Kentucky	15-3	26-5
		Alabama	15-3	22-5

YEAR	LSU RANK & RECORD	CHAMPION	SEC REC	OVERALL
1975-76	9th 5-13	Alabama	15-3	23-5
1976-77	5th 8-10	Kentucky	16-2	26-4
1977-78	3rd 12-6	Kentucky	16-2	24-2
<b>1978-79</b>	<b>1st 14-4</b>	<b>LSU</b>	<b>14-4</b>	<b>23-6</b>
1979-80	2nd 14-4	Kentucky	15-3	29-6
<b>1980-81</b>	<b>1st 17-1</b>	<b>LSU</b>	<b>17-1</b>	<b>31-5</b>
1981-82	5th 11-7	Kentucky	13-5	22-8
		Tennessee	13-5	20-10
1982-83	2nd 10-8	Kentucky	13-5	23-8
1983-84	3rd 11-7	Kentucky	14-4	29-5
<b>1984-85</b>	<b>1st 13-5</b>	<b>LSU</b>	<b>13-5</b>	<b>19-10</b>
1985-86	5th 9-9	Kentucky	17-1	32-4
1986-87	6th 8-10	Alabama	16-2	28-5
1987-88	4th 10-8	Kentucky#	13-5	27-6
1988-89	4th 11-7	Florida	13-5	21-13
1989-90	2nd 12-6	Georgia	13-5	20-9
<b>1990-91</b>	<b>1st 13-5</b>	<b>LSU</b>	<b>13-5</b>	<b>20-10</b>
		Miss. St.	13-5	20-9
1991-92	2nd W, 2nd 12-4	Arkansas	13-3	26-8
1992-93	2nd W, 4th 9-7	Vanderbilt	14-2	28-6
1993-94	5th W, 9th 5-11	Arkansas	14-2	31-3
1994-95	5th W, 8th 6-10	Kentucky	14-2	28-5
1995-96	6th W, 12th 4-12	Kentucky	16-0	34-2
1996-97	6th W, 12th 3-13	S. Carolina	15-1	24-8
1997-98	6th W, 12th 2-14	Kentucky	14-2	35-4
1998-99	6th W, 11th 4-12	Auburn	14-2	29-4
<b>1999-00</b>	<b>1st W, 1st 12-4</b>	<b>LSU</b>	<b>12-4</b>	<b>28-4</b>
		Florida	12-4	29-8
		Kentucky	12-4	23-10
		Tennessee	12-4	28-7
2000-01	6th W, 12th 2-14	Kentucky	12-4	24-10
		Florida	12-4	24-7
2001-02	4th W, 8th 6-10	Alabama	12-4	27-8
2002-03	t2nd W, t6th 8-8	Kentucky	16-0	32-4
2003-04	t2nd W, t4th 8-8	Miss. State	14-2	26-4
2004-05	t1st W, t2nd 12-4	Kentucky	14-2	28-6
<b>2005-06</b>	<b>1st W, 1st 14-2</b>	<b>LSU</b>	<b>14-2</b>	<b>27-9</b>
2006-07	6th W, 11th 5-11	Florida	13-3	35-5
2007-08	4th W, 8th 6-10	Tennessee	14-2	31-5
<b>2008-09</b>	<b>1st W, 1st 13-3</b>	<b>LSU</b>	<b>13-3</b>	<b>27-8</b>
2009-10	6th W, 12th 2-14	Kentucky	14-2	35-3
2010-11	6th W, 12th 3-13	Florida	13-3	29-8

**# Vacated by SEC**

**NOTE:** In the early years of the SEC, members did not play a full conference schedule. Instead of determining a champion from regular season play, the SEC champion was determined by the conference tournament from 1933-50, except for 1935. Beginning with the 1950-51 season when the SEC adopted a 14-game round-robin schedule, the team completing the regular season conference schedule with the best winning percentage was recognized as champion. The conference schedule was increased to 16 games in 1964-65, and to 18-games for the 1966-67 season. With the addition of Arkansas and South Carolina for the 1991-92 season, the league split into two six-team divisions playing a schedule of 16 games. Both divisional and overall champions were crowned.

## Southeastern Conference History

**All-Time League Standings (Regular Season Games Only, 1933-2010)**

TEAM	YRS.	WON	LOST	PCT.
Kentucky	78	885	249	.784
Alabama	78	721	544	.570
Tennessee	78	663	511	.525
Vanderbilt	79	630	570	.524
Arkansas	20	165	155	.516
<b>LSU</b>	<b>79</b>	<b>615</b>	<b>603</b>	<b>.505</b>
Florida	78	548	603	.476
Auburn	78	556	654	.459
Mississippi St.	78	543	689	.438
Georgia	79	484	712	.405
South Carolina	20	127	193	.397
Ole Miss	78	447	764	.369

**Former Members**

Georgia Tech	32	201	207	.493
Tulane	34	195	252	.436
Sewanee	8	3	76	.038

**SEC Championships**

Kentucky	44	Last: 2010
<b>LSU</b>	<b>10</b>	<b>Last: 2009</b>
Tennessee	9	Last: 2008
Alabama	7	Last: 2002
Mississippi St.	6	Last: 2004
Florida	5	Last: 2011
Vanderbilt	3	Last: 1993
Arkansas	2	Last: 1994
Auburn	2	Last: 1999
Georgia	1	Last: 1990
South Carolina	1	Last: 1997
Georgia Tech	1	Last: 1938



**1942-43**

LSU 101, Camp Livingston 50 (H)

**1951-52**

LSU 103, Miss. St. 78 (H)

**1952-53**LSU 124, Southwestern (Tenn.) 33 (H)  
LSU 100, Villanova 94 (Sugar Bowl-NO)**1953-54**LSU 128, Louisiana College 74 (H)  
LSU 100, Georgia 53 (H)**1955-56**

LSU 100, Ole Miss 76 (H)

**1967-68**Fla. St. 130, LSU 100 (Milw. Cl.)  
LSU 111, Miss. St. 87 (H)  
LSU 100, Tulane 91 (A)  
LSU 104, Clemson 81 (H)**1968-69**LSU 109, Loyola (N.O.) 82 (A)  
LSU 101, Oklahoma City 85 (A)  
LSU 120, Pittsburgh 79 (H)**1969-70**LSU 100, Loyola (N.O.) 87 (H)  
LSU 109, Vanderbilt 86 (H)  
LSU 111, Clemson 103 (A)  
LSU 109, Ole Miss 86 (H)  
LSU 109, Miss. St. 91 (H)  
Alabama 106, LSU 104 (A)  
LSU 127, Tulane 114 (H)  
Kentucky 121, LSU 105 (H)  
LSU 103, Ole Miss 90 (A)**1970-71**LSU 109, Loyola (N.O.) 103 (A)  
LSU 106, Auburn 92 (A)  
LSU 107, Alabama 78 (H)  
LSU 114, Auburn 94 (H)**1971-72**LSU 103, Loyola (NO) 85 (H)  
LSU 107, Southern Mississippi 79 (H)**1973-74**LSU 105, Iona 78 (H)  
LSU 102, Boston Univ. 64 (H)  
LSU 102, Florida 81 (H)**1974-75**LSU 105, Duke 95 (Carolina Classic)  
LSU 113, St. Peter's 101 (H)**1975-76**LSU 109, CCNY 73 (La. Classic) (H)  
LSU 100, Ole Miss 75 (H)**1976-77**LSU 100, Samford 89 (H)  
LSU 101, Montana State 80 (H)  
Tennessee 108, LSU 102 (H)**1977-78**LSU 120, Tulane 88 (H)  
LSU 121, Tennessee 87 (H)  
LSU 101, Tennessee 86 (A)  
LSU 101, Auburn 85 (OT) (A)  
LSU 103, Alabama 85 (H)**1978-79**LSU 112, St. Francis 81 (H)  
LSU 109, Tulane 85 (H)  
LSU 100, Colgate 73 (H)**1979-80**LSU 112, Florida 81 (H)  
LSU 104, New Orleans 78 (H)  
LSU 103, Maine 81 (H)**1980-81**LSU 119, Tulane 81 (H)  
LSU 100, UNC-Wilmington 68 (H)  
LSU 100, Lamar 78 (NCAA) (A)**1982-83**

LSU 115, Cleveland State 77 (H)

**1983-84**

LSU 104, U. S. International 66 (H)

**1984-85**LSU 102, Loyola (Chicago) 96 (H)  
LSU 103, Utah State 71 (H)**1985-86**

LSU 101, Hawaii-Pacific 89 (A)

**1986-87**

LSU 117, Illinois-Chicago 84 (N)

**1988-89**Louisiana Tech 111, LSU 109 (OT) (H)  
LSU 111, Florida 101 (A)  
LSU 128, Tennessee-Martin 89 (H)  
Illinois 127, LSU 100 (H)  
LSU 101, Morehead State 88 (N)  
LSU 104, Auburn 77 (H)  
LSU 105, Ole Miss 75 (H)  
LSU 104, Auburn 91 (A)  
LSU 122, Tennessee 106 (H)  
Ole Miss 113, LSU 112 (OT) (A)**1989-90**LSU 116, Lamar 76 (H)  
LSU 100, Hardin Simmons 66 (H)  
LSU 124, Texas 113 (N-Houston)  
LSU 111, Tennessee 94 (H)  
LSU 101, Vanderbilt 72 (H)  
LSU 107, Nevada-Las Vegas 105 (H)  
LSU 148, Loyola Marymount 141 (OT) (H)  
LSU 119, Tennessee 113 (A)  
LSU 121, Vanderbilt 108 (A)  
LSU 103, Ole Miss 94 (H)**1990-91**LSU 117, Southeastern La. 68 (H)  
LSU 101, Texas 87 (H)  
LSU 101, Chapman College 68 (H)  
LSU 122, Loyola Marymount 114(H)  
LSU 118, Nicholls State 76 (H)  
LSU 107, Kentucky 88 (H)  
LSU 119, Tennessee 87 (H)**1991-92**LSU 101, Southeastern La. 64 (H)  
LSU 159, Northern Arizona 86 (H)  
LSU 123, Nicholls State 61 (H)  
LSU 115, McNeese State 67 (H)  
LSU 100, Ole Miss 69 (H)**1993-94**LSU 100, Winthrop 71 (H)  
Arkansas 108, LSU 105 (OT) (H)**1994-95**LSU 106, Southeastern La. 80 (H)  
LSU 127, George Mason 104 (H)  
LSU 113, Troy State 78 (H)  
LSU 105, Georgia State 70(H)**1995-96**LSU 109, Southern 100 (H)  
LSU 104, La. College 65 (H)**1999-00**LSU 112, Grambling St. 37 (H)  
LSU 103, Wyoming 86 (N)**2002-03**

LSU 112, Centenary 65 (H)

**2004-05**

LSU 113, Ohio State 101 (2OT) (H)

**2005-06**

LSU 104, Nicholls State 57 (H)

**More 100 Point Facts**

- LSU record when LSU scores 100 or more points: 96-8 (.923)
- LSU has won 34 of the last 35 games when scoring 100 or more points, including the last 11.
- LSU record when opponents score 100 points or more: 13-76 (.146)
- LSU record when both teams score 100 points in the same game: 15-9 (.625)

DATE	SCORE	SITE
1940-41	Alabama 36, LSU 32	Tuscaloosa, Ala.
1941-42	Alabama 45, LSU 31	Louisville, Ky.
1949-50	Tennessee 81, LSU 79	Knoxville, Tenn.
1954-55	Georgia 76, LSU 70	Athens, Ga.
	Georgia Tech 79, LSU 72	Baton Rouge
1956-57	Loyola (N.O.) 77, LSU 73	Baton Rouge
	Tulane 66, LSU 64	Baton Rouge
1959-60	Loyola (N.O.) 66, LSU 65	Baton Rouge
1960-61	Duke 80, LSU 74	Durham, N.C.
	LSU 73, Texas Tech 69	Lubbock, Texas
	Furman 56, LSU 55 (3ot)	Greenville, S.C.
1961-62	Arkansas 84, LSU 81	Shreveport
1962-63	Georgia 76, LSU 67	Athens, Ga.
	LSU 61, Tennessee 60	Baton Rouge
1966-67	Loyola (N.O.) 87, LSU 86 (2ot)	New Orleans
	Alabama 76, LSU 74	Tuscaloosa, Ala.
1967-68	LSU 93, Florida 92	Baton Rouge
1968-69	Tulane 101, LSU 99 (2ot)	Baton Rouge
	LSU 93, Florida 89	Baton Rouge
	Ole Miss 84, LSU 81	Baton Rouge
	LSU 90, Georgia 80 (2ot)	Athens, Ga.
1970-71	USC 80, LSU 76	Los Angeles, Calif.
1971-72	Alabama 103, LSU 99 (4ot)	Tuscaloosa, Ala.
1973-74	Alabama 80, LSU 79	Baton Rouge
	Miss. State 87, LSU 84	Baton Rouge
1974-75	LSU 96, Georgia 90	Baton Rouge
1976-77	Alabama 77, LSU 70	Baton Rouge
1977-78	Miss. St. 84, LSU 82	Starkville, Miss.
	LSU 95, Kentucky 94	Baton Rouge
	LSU 101, Auburn 95	Auburn, Ala.
1978-79	LSU 70, Ole Miss 69	Oxford, Miss.
	LSU 88, Florida 82	Gainesville, Fla.
1979-80	Georgia 73, LSU 72 (2ot)	Athens, Ga.
	LSU 68, Alabama 66	Tuscaloosa, Ala.
	Kentucky 76, LSU 74	Baton Rouge
1981-82	UNLV 83, LSU 79	Las Vegas, Nev.
1982-83	Tennessee 74, LSU 71 (SEC Tour.)	Birmingham, Ala.
	New Orleans 99, LSU 94 (NIT)	Baton Rouge
1983-84	LSU 69, Georgia 68	Baton Rouge
	LSU 61, Tennessee 59	Baton Rouge
	Alabama 51, LSU 49	Tuscaloosa, Ala.
	Alabama 72, LSU 70	Nashville, Tenn.
1985-86	LSU 94, Purdue 87 (2ot-NCAA)	Baton Rouge
1986-87	Georgia 64, LSU 63	Baton Rouge
	LSU 82, Ole Miss 75	Baton Rouge
	LSU 89, Georgia 88 (2ot-SEC Tour.)	Atlanta, Ga.
1987-88	LSU 69, Ole Miss 61	Oxford, Miss.
1988-89	La. Tech 111, LSU 109	Baton Rouge
	Ole Miss 113, LSU 112	Oxford, Miss.
1989-90	Miss. St. 87, LSU 80	Starkville, Miss.
	Georgia 94, LSU 92	Baton Rouge
	LSU 148, Loyola Marymount 141	Baton Rouge
1991-92	Arkansas 106, LSU 92	Fayetteville, Ark.
1992-93	LSU 84, Miss. St. 76	Starkville, Miss.
1993-94	LSU 95, Nicholls St. 90	Baton Rouge
	Arkansas 108, LSU 105	Baton Rouge



**Tyrus Thomas dunks on a Texas defender in the 70-60 overtime win to advance to the Final Four of the 2006 NCAA Tournament.**

1994-95	LSU 87, Ole Miss 81	Baton Rouge
1996-97	Louisville 93, LSU 87	Anaheim, Calif.
	LSU 88, Florida 82	Baton Rouge
1998-99	LSU 63, Texas 61	Baton Rouge
	Alabama 72, LSU 71 (3ot)	Tuscaloosa, Ala.
2000-01	Florida 81, LSU 74	Baton Rouge
	LSU 78, Ole Miss 77	Baton Rouge
2001-02	Weber State 75, LSU 74	Hilo, Hawaii
	LSU 68, Miss. St. 65	Baton Rouge
2004-05	Southern Miss 88, LSU 84	Biloxi, Miss.
	LSU 113, Ohio State 101 (2ot)	Baton Rouge
	LSU 66, Arkansas 63	Baton Rouge
	Kentucky 79, LSU 78 (SEC Tour.)	Atlanta, Ga.
2005-06	LSU 71, West Virginia 68	Morgantown, W.Va.
	LSU 70, Texas 60 (NCAA Tour.)	Atlanta, Ga.
2006-07	Texas 76, LSU 75	Houston, Texas
	LSU 76, Tennessee 67 (SEC Tour.)	Atlanta, Ga.
2007-08	Arizona State 87, LSU 84	Lahaina, Maui
2008-09	LSU 97, Miss. State 94 (2ot)	Starkville, Miss.
2009-10	Washington State 73, LSU 72	Seattle, Wash.
2010-11	Coastal Carolina 78, LSU 69	Baton Rouge
	LSU 78, McNeese 66	Baton Rouge

<b>Overtime Record</b>	<b>32-46 (.410)</b>
<b>At Home</b>	<b>19-17 (.528)</b>
<b>On Road</b>	<b>10-20 (.333)</b>
<b>Neutral</b>	<b>3-9 (.250)</b>

## LSU vs. Opponents in the PMAC SEC Schools

Alabama – 22-18  
Arkansas – 10-10  
Auburn – 27-13  
Florida – 22-8  
Georgia – 20-11  
Kentucky – 15-16

Ole Miss – 33-7  
Mississippi State – 23-17  
South Carolina – 5-4  
Tennessee – 17-14  
Vanderbilt – 20-9

## Non-Conference Opponents

Alcorn State – 2-0  
Arizona – 3-0  
Arkansas State – 2-0  
Ball State – 0-1  
Belmont – 1-0  
Boston University – 2-0  
UCLA – 0-1  
Cal State Fullerton -- 1-0  
Cal State Los Angeles – 1-0  
Campbell – 2-0  
Centenary – 6-0  
Central Connecticut State – 1-0  
Central Michigan -- 1-0  
Chapman – 1-0  
Cleveland State – 1-0  
Coastal Carolina -- 0-1  
Colgate – 1-0  
Connecticut -- 1-0  
Coppin State – 0-1  
Cornell – 2-0  
Delaware – 1-0  
Delaware State -- 1-0  
DePaul – 1-1  
Drake – 1-0  
Duke – 0-1  
Farleigh-Dickinson – 1-0  
Fresno State – 1-0  
George Mason – 1-0  
Georgetown – 1-0  
Georgia State – 1-0  
Georgia Tech – 1-0  
Grambling State -- 2-0  
Hardin-Simmons – 3-0  
Houston – 4-2  
Houston Baptist – 1-0  
Iona – 1-0  
Illinois – 0-1  
Indiana State – 1-0  
Jackson State – 3-1  
Kansas – 0-1  
Lafayette – 1-0  
Lamar – 1-1  
Louisiana College – 1-0  
Louisiana-Lafayette – 5-0  
Louisiana-Monroe – 5-0  
Louisiana Tech – 1-1  
Louisville – 0-1  
Loyola (Chicago) – 2-0  
Loyola (New Orleans) – 1-0  
Loyola Marymount – 2-0  
LSU-Shreveport (exh) – 1-0  
Maine – 1-0  
Marist – 2-0  
Maryland – 1-0  
Maryland-Baltimore Co. – 1-0  
McNeese State – 19-0  
Mercer – 1-0  
Memphis – 1-0  
Michigan – 0-1  
Middle Tennessee State – 1-0  
Miss. Valley State – 1-0  
Montana State – 2-0  
Nevada-Las Vegas – 2-0

Nevada-Reno – 1-0  
New Orleans – 6-2  
Niagra – 1-0  
Nicholls State – 14-1  
Norfolk State – 1-0  
North Carolina – 0-1  
North Carolina A&T – 2-0  
UNC-Wilmington – 3-0  
Northern Arizona – 2-0  
Northern Iowa – 0-1  
North Texas -- 0-1  
Northwestern State -- 8-0  
Ohio State – 1-0  
Oklahoma City – 1-0  
Oral Roberts – 3-1  
Oregon State -- 1-0  
Pacific – 1-0  
Prairie View A&M – 3-0  
Radford – 0-1  
Rice – 2-0  
Robert Morris – 1-0  
St. Peter's – 2-0  
St. Francis (PA) – 3-0  
Samford – 2-2  
Sam Houston State – 1-0  
South Alabama – 1-0  
Southeastern Louisiana – 10-0  
Southern-BR – 9-0  
Southern-NO – 1-0  
Southern California – 1-0  
Southern Mississippi – 3-0  
Southwest Texas State – 1-0  
Stanford – 1-0  
Tennessee-Martin – 4-0  
Tennessee State – 1-0  
Texas – 4-1  
Texas A&M – 1-0  
Texas A&M CC – 1-0  
Texas Christian – 0-1  
Texas-El Paso – 1-0  
Texas-Pan American – 3-0  
Texas Southern – 1-0  
Towson – 1-0  
Troy – 5-0  
Tulane – 11-1  
U.S. International – 1-0  
Utah – 1-1  
Utah State – 1-0  
Villanova – 0-1  
Washington – 2-1  
Washington State -- 2-0  
West Virginia – 0-1  
Western Kentucky – 2-0  
Wichita State – 0-2  
Winthrop – 1-0  
Wright State – 1-0  
Wyoming – 1-0  
Xavier – 1-1



## Year-by-Year at Maravich Assembly Center

YEAR	GAMES	RECORD	SEC	NON-CONF.
1971-72	12	8-4	5-4	3-0
1972-73	12	8-4	5-4	3-0
1973-74	14	9-5	4-5	5-0
1974-75	12	6-6	4-5	2-1
1975-76	16	10-6	4-5	6-1
1976-77	16	11-5	5-4	6-1
1977-78	15	11-4	7-2	4-2
1978-79	14	13-1	8-1	5-0
1979-80	14	12-2	7-2	5-0
1980-81	15	15-0	9-0	6-0
1981-82	13	9-4	7-2	2-2
1982-83	15	11-4	6-3	5-1
1983-84	14	12-2	8-1	4-1
1984-85	15	13-2	8-1	5-1
1985-86	16	13-3	6-3	7-0
1986-87	16	10-6	5-4	5-2
1987-88	15	11-4	7-4	4-0
1988-89	16	11-5	7-2	4-3
1989-90	18	16-2	8-1	8-1
1990-91	16	15-1	8-1	7-0
1991-92	16	12-4	6-2	6-2
1992-93	17	15-2	6-2	9-0
1993-94	14	8-6	3-5	5-1
1994-95	16	9-7	3-5	6-2
1995-96	18	11-7	3-5	8-2
1996-97	15	9-6	3-5	6-1
1997-98	16	8-8	1-7	7-1
1998-99	16	12-4	4-4	8-0
1999-00	16	15-1	7-1	8-0
2000-01	16	9-7	1-7	8-0
2001-02	17	12-5	4-4	8-1
2002-03	18	16-2	6-2	10-0
2003-04	15	12-3	5-3	7-0
2004-05	15	14-1	8-0	6-1
2005-06	16	14-2	8-0	6-2
2006-07	18	14-4	5-3	9-1
2007-08	15	9-6	3-5	6-1
2008-09	21	19-2	7-1	12-1
2009-10	18	11-7	2-6	9-1
2010-11	18	8-10	1-7	7-3
<b>TOTALS</b>	<b>625</b>	<b>461-164</b>	<b>214-128</b>	<b>247-36</b>
<b>40 YEARS</b>		<b>.738</b>	<b>.626</b>	<b>.873</b>



## Home Attendance at the PMAC

YEAR	GAMES	ATTENDANCE	AVERAGE
1971-72	12	93,876	7,823
1972-73	12	110,881	9,240
1973-74	14	144,105	10,293
1974-75	12	99,589	8,299
1975-76	16	124,362	7,773
1976-77	16	133,636	8,352
1977-78	15	148,423	9,895
1978-79	14	177,964	12,712
1979-80	14	175,339	12,524
1980-81	15	205,622	13,708
1981-82	13*	171,305	13,177
1982-83	15*	180,795	12,053
1983-84	14	177,596	12,685
1984-85	15	195,927	13,062
1985-86	16#	201,820	12,614
1986-87	16\$	165,182	10,324
1987-88	15@	174,414	11,628
1988-89	16	192,016	12,001
1989-90	18&	246,257	13,681
1990-91	16	214,473	13,404
1991-92	16	209,345	13,084
1992-93	17	193,632	11,390
1993-94	14	152,117	10,866
1994-95	16	172,888	10,806
1995-96	18	165,710	9,206
1996-97	15	111,722	7,448
1997-98	16	114,266	7,142
1998-99	16	123,941	7,746
1999-00	16	168,784	10,549
2000-01	16	129,709	8,106
2001-02	17*	145,078	8,534
2002-03	18	156,368	8,687
2003-04	15	140,321	9,355
2004-05	15	141,139	9,409
2005-06	16	151,499	9,469
2006-07	18	180,038	10,002
2007-08	15	128,469	8,565
2008-09	21	217,834	10,373
2009-10	18&	160,836	8,935
2010-11	18	128,749	7,153
<b>TOTALS</b>	<b>625</b>	<b>6,425,990</b>	<b>10,281</b>

\* - Includes one National Invitation Tournament post-season game  
 # - Includes two NCAA Tournament SE Regional games  
 \$ - Includes one Pre-Season NIT game  
 @ - Includes two SEC Tournament games  
 & - Includes two Pre-Season NIT games

## Top All-Time Paid Men's Basketball Attendances at the Maravich Center (1972-2005)

	ATTENDANCE	OPPONENT	DATE
1.	15,694	Ole Miss	Feb. 25, 1981
2.	15,399	Ole Miss	Jan. 19, 1991
3.	15,242	Alabama	Jan. 21, 1989
4.	15,192	Kentucky	Jan. 19, 1981
5.	15,109	Vanderbilt	Jan. 2, 1991
6.	15,093	Auburn	Jan. 20, 1982
7.	14,987	Ole Miss	Feb. 1, 1989
8.	14,799	Ole Miss	Jan. 21, 1995
9.	14,687	Tennessee	Jan. 24, 1981
10.	14,568	Auburn	Jan. 15, 1979
11.	14,551	Kentucky	Feb. 11, 1978
11.	14,551	UCLA	Dec. 17, 1994
13.	14,486	Auburn	Feb 9, 2000
14.	14,460	McNeese State	Jan. 20, 1992
15.	14,449	Vanderbilt	Jan. 7, 1981

## Top Paid Attendances In Current Seat Configuration\*


1.	13,839	Xavier	Jan. 24, 2009
2.	13,468	Georgia	Jan. 25, 2006
3.	13,345	Florida	Feb. 24, 2009
4.	13,249	Vanderbilt	March 4, 2009
5.	13,121	Connecticut	Jan. 6, 2007
6.	13,083	Kentucky	Feb. 6, 2010
7.	12,698	Arkansas	Jan. 31, 2009
8.	12,507	Ole Miss	March 4, 2006
9.	12,401	Florida	Feb. 24, 2007
10.	12,053	Texas A&M	Dec. 5, 2006
11.	11,871	Auburn	Feb. 21, 2009
12.	11,709	Mississippi State	Jan. 21, 2009
13.	11,674	Alabama	Jan. 31, 2007
14.	11,576	Kentucky	Feb. 25, 2006
15.	11,511	Jackson State	Nov. 15, 2008
16.	11,425	Ole Miss	Feb. 14, 2009
17.	11,393	South Carolina	Jan. 14, 2009
18.	11,313	Alabama	Jan. 31, 2007
19.	11,131	Auburn	Feb. 1, 2006
20.	10,835	Arkansas	Feb. 10, 2007

\*Note: Capacity after remodeling of seating area prior to the 2005-06 season dropped to 13,215.





**Kenny Higgs**



**Al Sanders**



**Dick Maile**

**1933-34**

Sparky Wade, G	Dillon's 1st Team
Buddy Blair, F	Dillon's 1st Team

**1934-35**

Sparky Wade, G	AP 1st Team
Buddy Blair, F	AP Honorable Mention

**1949-50**

Bob Meador, G	AP 3rd Team
---------------	-------------

**1950-51**

Joe Dean, G	AP 2nd Team
-------------	-------------

**1951-52**

Joe Dean, G	AP 1st Team
Bob Pettit, C	AP 1st Team

**1952-53**

Bob Pettit, C	AP 1st Team
Benny McArdle, G	AP 2nd Team

**1953-54**

Bob Pettit, C	AP 1st Team
Benny McArdle, G	AP 3rd Team

**1955-56**

Roger Sigler, G	AP 1st Team
	Coaches 2nd Team
Jim Ashmore, G	AP 1st Team
	Coaches 1st Team

**1956-57**

Roger Sigler, G	AP 3rd Team
-----------------	-------------

**1960-61**

George Nattin, G	AP 1st Team
	Coaches

**1961-62**

Maury Drummond, F	AP 3rd Team
George Nattin, G	AP 3rd Team

**1962-63**

Ellis Cooper, G	AP 2nd Team
	Coaches

**1963-64**

Dick Maile, F	AP 1st Team
	Coaches

**1964-65**

Dick Maile, F	AP 1st Team
	UPI 1st Team
	Coaches

**1967-68**

Pete Maravich, G	AP 1st Team
	UPI 1st Team
	Coaches

**1968-69**

Pete Maravich, G	AP 1st Team
	UPI 1st Team

**1969-70**

Pete Maravich, G	AP 1st Team
	UPI 1st Team
Al Sanders, C	AP 3rd Team
Danny Hester, F	AP 3rd Team

**1970-71**

Al Sanders, C	AP 1st Team
	UPI 1st Team
	Coaches
Bill Newton, F	UPI 2nd Team
	AP 3rd Team
Nelson Isley, G	UPI 3rd Team

**1971-72**

Al Sanders, C	AP 2nd Team
	UPI 2nd Team
	Coaches

Bill Newton, F	AP 3rd Team
	UPI 3rd Team

**1972-73**

Eddie Palubinskas, G	AP 2nd Team
	UPI 2nd Team
	Coaches

**1973-74**

Glenn Hansen, F	AP 2nd Team
	UPI 2nd Team
	Coaches

Eddie Palubinskas, G	UPI 2nd Team
	AP 3rd Team
Collis Temple, C	UPI 3rd Team

**1974-75**

Glenn Hansen, F	AP 2nd Team
	UPI 2nd Team
	Coaches

**1975-76**

Kenny Higgs, G	AP 2nd Team
	UPI 2nd Team
	Coaches

**1976-77**

Kenny Higgs, G	AP 2nd Team
	UPI 2nd Team
	Coaches

Durand Macklin, F	AP 3rd Team
	UPI 3rd Team



Howard Carter

**1977-78**

Durand Macklin, F	AP 1st Team UPI 1st Team Coaches
Kenny Higgs, G	UPI 2nd Team
DeWayne Scales, F	AP 3rd Team

**1978-79**

DeWayne Scales, F	AP 1st Team UPI 1st Team Coaches
Al Green, G	AP 1st Team UPI 2nd Team Coaches
Lionel Green, C	AP 3rd Team UPI 3rd Team

**1979-80**

Durand Macklin, F	AP 1st Team UPI 1st Team Coaches
DeWayne Scales, F	AP 2nd Team UPI 2nd Team Coaches
Ethan Martin, G	AP 2nd Team UPI 2nd Team Coaches

**1980-81**

Durand Macklin, F	AP 1st Team UPI 1st Team Coaches
Ethan Martin, G	AP 1st Team UPI 1st Team Coaches
Howard Carter, G	AP 2nd Team UPI 2nd Team



Al Green

**1981-82**

Howard Carter, G	AP 1st Team UPI 1st Team Coaches
Leonard Mitchell, F	AP 2nd Team UPI 3rd Team Coaches

**1982-83**

Howard Carter, G	AP 2nd Team UPI 2nd Team Coaches
Leonard Mitchell, F	AP 3rd Team UPI 3rd Team

**1983-84**

Jerry Reynolds, F	AP 2nd Team UPI 3rd Team Coaches
Derrick Taylor, G	UPI 3rd Team

**1984-85**

Nikita Wilson, F	AP 2nd Team UPI 3rd Team Coaches
John Williams, C	AP 3rd Team
Jerry Reynolds, F	AP 3rd Team UPI 3rd Team

**1985-86**

John Williams, F	AP 1st Team UPI 1st Team Coaches
Derrick Taylor, G	AP 3rd Team



Geert Hammink

**1986-87**

Nikita Wilson, C	AP 3rd Team UPI 3rd Team
Anthony Wilson, G	UPI 3rd Team

**1987-88**

Ricky Blanton, F	AP 2nd Team UPI 3rd Team Coaches
Jose Vargas, C	UPI 2nd Team AP 3rd Team

**1988-89**

Ricky Blanton, F	AP 1st Team UPI 2nd Team Coaches
Chris Jackson, G	AP 1st Team UPI 1st Team Coaches

**1989-90**

Chris Jackson, G	AP 1st Team UPI 1st Team Coaches
Shaquille O'Neal, C	AP 1st Team UPI 1st Team Coaches
Stanley Roberts, F	AP 3rd Team
Maurice Williamson, G	UPI 3rd Team

**1990-91**

Shaquille O'Neal, C	AP 1st Team UPI 1st Team Coaches
Vernel Singleton, F	AP 3rd team UPI 3rd team Coaches
Shawn Griggs, G	UPI 2nd team





**Brandon Bass**

**1991-92**

Shaquille O'Neal, C AP 1st Team  
Coaches  
Vernel Singleton, F AP 3rd Team

**1992-93**

Geert Hammink, C AP 1st Team  
Coaches  
Jamie Brandon, G-F Coaches 2nd Team

**1993-94**

Jamie Brandon, G-F Coaches 2nd Team  
AP 3rd Team

**1994-95**

Ronnie Henderson, G Coaches  
AP 2nd Team

**1995-96**

Ronnie Henderson, G Coaches  
AP 1st Team

**1996-97**

Dwayne Spencer, F Coaches 2nd Team  
AP 2nd Team

**1998-99**

Maurice Carter, G Coaches 3rd Team  
AP 3rd Team  
Jabari Smith, C AP 3rd Team

**1999-00**

Torris Bright, G AP 3rd Team  
Jabari Smith, C Coaches 2nd Team  
Stromile Swift, F AP Co-Player of the Year  
Coaches 1st team  
AP 1st Team



**Glen Davis**

**2000-01**

Ronald Dupree, F AP 2nd Team  
Coaches 3rd Team

**2001-02**

Ronald Dupree, F AP 2nd Team  
Coaches 2nd Team

**2002-03**

Ronald Dupree, F AP 2nd Team  
Coaches 2nd Team

**2003-04**

Brandon Bass, F SEC Freshman of the Year  
Jaime Lloreda, F AP 1st Team  
Coaches 2nd Team

**2004-05**

Brandon Bass, F AP Player of the Year  
AP 1st Team  
Coaches 1st Team  
Glen Davis, F SEC Freshman of the Year  
AP 2nd Team  
Coaches 2nd Team

**2005-06**

Glen Davis, F SEC Player of the Year  
AP 1st Team  
Coaches 1st Team  
Darrel Mitchell, G Coaches 1st Team  
AP Second Team  
Tyrus Thomas, F SEC Freshman of the Year  
SEC Co-Defensive Player of the Year  
AP 2nd Team  
Coaches 2nd Team  
Tasmin Mitchell, G Coaches All-Freshman  
Team



**Tasmin Mitchell**

**2006-07**

Glen Davis, F AP 1st Team  
Coaches 1st Team

**2007-08**

Marcus Thornton, G AP 2nd Team  
Coaches 2nd Team  
Anthony Randolph, F Coaches All-Freshman  
Team

**2008-09**

Marcus Thornton, G Player of the Year  
Coaches 1st Team  
AP 1st Team  
Tasmin Mitchell, F Coaches 1st Team  
Garrett Temple, G Coaches 2nd Team

**2009-10**

Tasmin Mitchell, F Coaches 2nd Team  
AP 2nd team

**2010-11**

Ralston Turner, G Coaches All-Freshman  
Team

## All-SEC Tournament Teams

### 1933

Sparky Wade, G	First Team
Buddy Blair, F	Second Team
Jack Harris, F	Second Team

### 1936

Arnold Bryan, F	Second Team
-----------------	-------------

### 1938

Conley Hathorn, G	First Team
-------------------	------------

### 1939

Paul Brotherton, G	Second Team
--------------------	-------------

### 1943

Frank Brian, F	First Team
John Chaney, C	Second Team

### 1944

Whitey Hoskins, G	Second Team
-------------------	-------------

### 1946

Bobby Lowther, F	First Team
Joe Bill Adcock, C	Second Team
Billy Walters, G	Second Team

### 1947

Frank Brian, F	Second Team
----------------	-------------

### 1949

Gene Murphy, G	Second Team
----------------	-------------

### 1950

Joe Dean, G	First Team
-------------	------------

### 1951

Joe Dean, G	First Team
-------------	------------

### 1952

Joe Dean, F	First Team
Bob Pettit, C	First Team

### 1980

DeWayne Scales, F	First Team
(MVP)	
Durand Macklin, F	First Team

### 1981

Howard Carter, F	First Team
------------------	------------

### 1986

John Williams, F	First Team (MVP)
------------------	------------------

### 1987

Nikita Wilson, C	First Team
Anthony Wilson, G	First Team

### 1988

Ricky Blanton, F	First Team
------------------	------------

### 1993

Geert Hammink, C	First Team
Jamie Brandon, G-F	First Team

### 2002

Antonio Hudson, G	First Team
-------------------	------------

### 2003

Ronald Dupree, F	First Team
------------------	------------

### 2005

Brandon Bass, F	First Team
Antonio Hudson, G	First Team

### 2006

Glen Davis, F	First Team
---------------	------------

Note: SEC Tournament Team also served as All-SEC team from 1933-1948.

## LSU Academic All-SEC Honor Roll

### 1961-62

George Nattin, G	First Team
Ellis Cooper, G	Second Team

### 1962-63

Ellis Cooper, G	First Team
-----------------	------------

### 1964-65

Tommy Thigpen, C	Honorable Mention
------------------	-------------------

### 1965-66

Kenny Drost, G	First Team
Scott Bowling, G	Honorable Mention

### 1966-67

Kenny Drost, G	Second Team
----------------	-------------

### 1969-70

Danny Hester, F	Second Team
-----------------	-------------

### 1972-73

Bill Whittle, F	First Team
Collis Temple, F	First Team
Wade Evans, G	Second Team
Ed LeBlanc, F	Honorable Mention

### 1981-82

John Tudor, G-F	First Team
-----------------	------------

### 1982-83

John Tudor, G	First Team
---------------	------------

### 1983-84

John Tudor, G	First Team
---------------	------------

### 1985-86

Zoran Jovanovich, C	First Team
---------------------	------------

### 1988-89

Kyle McKenzie, G	First Team
------------------	------------

### 1991-92

Justin Anderson, G	First Team
T. J. Pugh, G	First Team

### 1995-96

David Bosley, G	First Team
-----------------	------------

### 1997-98

Jack Warner, G	First Team
----------------	------------

### 1998-99

Brian Beshara, F	First Team
Jack Warner, G	First Team

### 1999-00

Brian Beshara, F	First Team
Collis Temple III, G	First Team
Jeremy Comeaux	First Team
Jack Warner, G	First Team

### 2000-01

Brian Beshara, F	First Team
Collis Temple III, G	First Team
Brian Green, G	First Team
Jack Warner, G	First Team

### 2001-02

Brian Green, G	First Team
----------------	------------

Collis Temple III, G	First Team
----------------------	------------

### 2002-03

Pete Bozek, F	First Team
Brian Green, G	First Team
Charlie Thompson, G	First Team

### 2003-04

Charlie Thompson, G	First Team
Paul Wolfert, F	First Team
Brandon Bass, F	Freshman
Ross Neltner, F	Freshman

### 2004-05

Brandon Bass, F	First Team
Scholar-Athlete of the Year	
Darrel Mitchell, G	First Team
Ross Neltner, F	First Team
Paul Wolfert, F	First Team
Glen Davis, F	Freshman
David Fleshman, G	Freshman
Garrett Temple, G	Freshman

### 2005-06

Glen Davis, F	First Team
Darrel Mitchell, G	First Team
Darnell Lazare, F	First Team
Garrett Temple, F	First Team
David Fleshman, F	First Team

### 2006-07

Alex Farrer, G	First Team
Greg Terrebonne, G	Freshman

### 2007-08

Greg Terrebonne, G	First Team
--------------------	------------

### 2008-09

Alex Farrer, F	First Team
Garrett Temple, F	First Team

### 2009-10

Chris Beattie, G	First Team
Alex Farrer, F	First Team

### 2010-11

Eddie Ludwig, F	First Team
-----------------	------------

## SEC Community Service Team

1998-99	Collis Temple III
1999-00	Jermaine Williams
2000-01	Collis Temple III
2001-02	Collis Temple III
2002-03	Collis Temple III
2003-04	Paul Wolfert
2004-05	Paul Wolfert
2005-06	Darnell Lazare
2006-07	Darnell Lazare
2007-08	Garrett Temple
2008-09	Garrett Temple
2009-10	Alex Farrer
2010-11	Daron Populist



**LSU Head Basketball Coach  
1932-41; 1945-57**

**29 years  
Record: 340-264**

**1935 National Championship**

**1953 NCAA Final Four**

**1935, 1953, 1954 SEC  
Championships**

**LSU Head  
Baseball Coach  
1925-42; 1946-56**

**27 years  
Record: 220-226-3**

**1939; 1946 SEC Championships**

**Assistant Football Coach, LSU:  
1925-42**

**Assistant Athletic Director,  
LSU: 1947-67**

**Acting Athletic Director, LSU:  
1968**

**Member, Helms Athletic  
Foundation Hall of Fame**

**Member, Louisiana Sports  
Writers Association Hall of  
Fame**

**Inducted LSU Athletic Hall of  
Fame, 2009**

# Harry Rabenhorst

Before there was Dale Brown, there was Harry Rabenhorst. In an era when college basketball wasn't big news and when cable didn't send hundreds of game all across the country, Rabenhorst laid the foundation for others like Jay McCreary, Press Maravich, Dale Brown and John Brady to follow.

Like Maravich with Pete, like Dale with Rudy, Chris and Shaq, Rabenhorst coached two of the legends of the game: Sparky Wade and Bob Pettit. Like Brown, he took his team to a Final Four in the days before anyone realized what a major event the NCAA Tournament was. But unlike any other LSU coach, Rabenhorst laid claim to a national championship, mythical though it may have been. It was a year to remember for Rabenhorst, but it was a long way from the end of his career.

The Baton Rouge native, however, came to LSU holding a record of a much different kind. He was a star athlete at Wake Forest in the years following World War I and holds the world record for the single longest punt of 110 yards.

After serving in the U.S. Army in World War I, Rabenhorst began his career in coaching in 1921 at Greensboro High School in Greensboro, N.C. After that, he moved to New Mexico Military Academy where he coached for three seasons before moving back to Baton Rouge and the start of a long and dedicated lifetime of service to LSU.

In any capacity he served, he showed the same gracious understanding of the individual and devotion to duty that have set him apart from the ordinary.

He was a walking encyclopedia of LSU athletics and could recall in a moment the big game, the big play and the individual star of almost every athletic success enjoyed by the Tigers during his tenure.

Few men alive in college athletics numbered among their close personal friends the great and near great personalities who dominated the athletic scene for much of the first 60 years of this century. His list of associates reads like a "Who's Who" of American Collegiate Athletics, names that capture the imagination of sports fans and historians everywhere -- Knute Rockne, Amos Alonzo Stagg, Pop Warner, Fielding Yost, Wallace Wade, Adolph Rupp -- and many more.

Rabenhorst's career at LSU meant more than victories and championships. A popular and respected coach and administrator, he



brought LSU distinction with his long and brilliant service and developed athletes who became outstanding students, and later outstanding citizens.

Harry Rabenhorst was a competitor. He was also a gentleman. He proved that you can be both and be successful.

When Coach Rabenhorst passed away in March, 1972, at the age of 73, then athletic director Carl Maddox said, "Coach Raby was revered and respected nationally by the many who came to know him in the world of intercollegiate athletics -- but more significant is the esteem and the love he earned from the men who played for him."

"I always enjoyed competing with him," said Adolph Rupp. "He was a great credit to the game. He developed some of LSU's outstanding players and teams."

He is still revered today by many and joined just the second class of administrators and coaches inducted into the LSU Athletic Hall of Fame in 2009.

Coach Raby was a man for all seasons and still to this day remains one of the league's all-time winningest basketball coaches. Those who played for him, loved him. Those who knew him, respected him. There's not much better can be said.





**LSU Head Basketball Coach  
1972-97**

**25 years  
Record: 448-301**

**1981, 1986  
Final Four**

**1979, 1981, 1986, 1991  
SEC Championships**

**1980  
SEC Tournament  
Championship**

**1973, 1979, 1981, 1989  
SEC Coach of the Year**

**1981  
National Coach  
of the Year**

**Member, La. Sports Writers  
Association Hall of Fame**

**2004 Living Legend for  
LSU at the SEC Basketball  
Tournament**

*"...one of the true statesmen  
of college basketball."*

- Former Temple Coach John Chaney



**Banner honoring Coach Brown  
in the Maravich Center.**

# Dale Brown

When he arrived from Washington State via Minot, N. D., there weren't that many basketball fans in the state of Louisiana who knew who Dale Brown was. When he retired after the 1996-97 season, you would have been hard pressed to find a college basketball fan in the country who didn't have some inkling about who Dale Brown was and what he stood for.

When Brown arrived in Baton Rouge in March, 1972, he arrived with a dream that was perceived by many who knew the LSU basketball program as impossible. The dream was to make basketball important in football-crazy Tiger country. When Brown was introduced as the Tiger coach, LSU fans were still remembering the Pete Maravich era. Final Fours? Rudy Macklin? Chris Jackson? Shaq? All a dream. In those year, fans had to be convinced to come to the new arena known as the LSU Assembly Center.

Brown traveled from one end of the state to the other telling all who would listen about the future of LSU basketball. Some thought him foolish. Others questioned his statements. But none who saw or heard him criticized his effort and his tireless energy.

His first LSU team shocked the basketball world by knocking off third-ranked Memphis State in Brown's home opener in December, 1972. The Hustlers, as they were dubbed, gave the competition fits all season long. They won 14 games, finished 9-9 in the SEC and drew praise from all around the country for their determination. For his achievements with a team picked last in the league, Brown was named SEC Coach of the Year, the first of four such honors he would receive.

Starting with the 1976-77 season, the Tigers increased their victory total ever year for the next six seasons. The streak was highlighted by a 31-5 record in 1980-81 (the most wins in a season in LSU history) and the first of Brown's two trips to the Final Four. For his success that season Brown was honored as the 1981 National Coach of the Year.

Even more impressive was his second trip to the Final Four in 1985-86 when his



Tigers were the lowest seeded team ever to make it to the Final Four after knocking off teams seeded first, second and third in the region (the only team ever to accomplish that feat on the road to the Final Four).

The Tigers won four SEC titles under Brown and only Adolph Rupp and Joe B. Hall at Kentucky won more SEC titles. His 448-301 record with 238 wins in regular season SEC play, put him second behind only Rupp in wins in the league. He was only the third SEC coach to coach 25 years as a head coach in the league.

Brown was part of 38.5 percent of LSU's 1,164 total victories in the first 89 seasons of basketball. Also, no coach in LSU history coached more consecutive games -- 749.

In 1990, Brown was the winning coach, capturing the Gold Medal for the South in the Olympic Festival in Minneapolis.


Brown was born in 1935 in Minot, a small railroad town in the northwest corner of North Dakota. In high school, he was the leading scorer in both football and basketball at St. Leo's of Minot. As a senior, he was the state scoring leader in basketball with a state record scoring average. He also set a school record in the 440-yard dash.

Brown earned 12 letters in basketball, football and track at Minot State University, making him the school's only athlete to achieve that goal.

John Chaney of Temple called Brown, "...one of the true statesmen of college basketball. His contributions to the game and society have impacted many. He is an outstanding coach and an outstanding person."

Legendary coach John Wooden of UCLA said: "I will always remember Dale for his enthusiasm. There are those who say he is a put-on -- they just can't believe that he can be what he professes. But I never questioned that. He amazed me because there is a lot more depth to the man. He was much more than a basketball coach."

At halftime of the Kentucky game in February 2004, athletics director Skip Bertman and the LSU basketball program honored Coach Brown with a banner in his honor to permanently hang from the rafters of the Maravich Assembly Center.





**LSU Head Basketball Coach  
1997-2008**

**11 years  
Record 192-139**

**2006  
NCAA Final Four**

**2000, 2005, 2006  
SEC Western Division  
Champions**

**2000, 2006  
SEC Champions**

**2000, 2006  
SEC Coach of the Year**

# John Brady

John Brady's tenure of nearly 11 seasons as the LSU basketball coach can be looked at in many different ways. But his tenure is an important part of the history of the program as he was able to win division and league champions, develop players that captured top league honors on a regular basis and when right, take his team to post-season play and in 2006, joined Harry Rabenhorst and Dale Brown as LSU coaches to take teams to the NCAA Final Four.

Brady was able to take the LSU program and remake it a couple of times during his tenure to go to the NCAA Sweet 16 in 2000 and to the pinnacle of college basketball in 2006, the school's first NCAA Final Four in 20 years. Along the way he won the school's first ever division titles and won the first outright SEC title in 21 years.

Coach Brady arrived following in the unenviable position of taking over the program after Coach Dale Brown's 25 years but Brady came with a plan and while his early teams were undermanned, undersized and underdogs, the team played hard and gave the best of teams problems. But it was the little things that kept them from getting many wins.

Brady's teams would win two SEC titles, three division crowns and at one point had six consecutive winning seasons, the fourth longest streak of consecutive years with a positive overall record in the program's history.

In 2000, the Tigers advanced to the Sweet 16 as part of a 28-win season, the second most wins in school history. In 2005, LSU captured the Western Division title and came back the next year for a special season Tiger fans will always remember.

LSU won 14-of-16 conference games in 2006 to win the title. The Tigers would have success in the NCAA Tournament, defeating No. 1 Duke and No. 9 Texas to win the regional title mainly with a lineup hometown in the city and the state of Louisiana.


The win over Duke marked the second time that Brady's Tigers defeated a standing No. 1 team as the Tigers also defeated No. 1 Arizona, 66-65, in December 2002 at the Maravich Center, only the second time No. 1 had gone down in the building.

A major part of the success of the LSU program at that time was player development. John Brady coached the SEC Player of the Year three times (Stromile Swift in 2000, Brandon Bass in 2005 and Glen Davis in 2006). He had the SEC Freshman of the Year four times (Torriss Bright in 2000, Brandon Bass in 2004, Glen Davis in 2005, Tyrus Thomas in 2006).

Brady, who ended his career as the third winningest and the third longest tenured coach in Tiger history, came to LSU after five years at Samford as head coach. Prior to that he has served successful stints at Mississippi State and UNO as an assistant coach. He is presently the head coach at Arkansas State.



Jamie Brandon



(Returnees in Bold)

**A**

- ADCOCK, Joe (C) 1944-47
- ADGER, Sidney A. (C) 1935-36
- ALCORN, Mark (G) 1979-80
- ALLEN, Drexal (G) 1981-82
- ALLMAN, Marty (G) 1970-73
- ANDERSON, Justin (F), 1991-92
- ANDERSON, Willie (F), 1997-97
- ANNISON, Doug (F), 1992-93
- ARTHUR, Robert R. (C) 1959-60
- ATKINS, R. W. (G) 1919-22
- AUSTIN, Wayne (G) 1964-66

**B**

- BAILEY, John (F) 1960-62
- BAILEY, Floyd (F-C) 1974-78
- BANKER, Kernan M. (F) 1933-35
- BANKSTON, Fred (G) 1945-46
- BARDWELL, D. D. "Sox" (C) 1929-32
- BARHAM, Joe Garnett E. (G) 1923-26
- BARNETT, Bert W. (C) 1946-47
- BARTUS, Joe E. (G) 1945-46
- BASS, Brandon (F), 2003-05
- BASS, Chris (G), 2008-**
- BASS, Raymond V. (C) 1938-42; 47-48
- BAUMAN, Jonnie (G) 1929-32
- BAUMER, Nat (F) 1968-69
- BEATTIE, Chris (G), 2009-10
- BEESON, Williard E. (G) 1933-37
- BELCHER, Don (F) 1951-55
- BELCHER, Jack (F) 1961-64
- BENNETT, . . . . . (F) 1928-29
- BERGERON, J. Brian (G) 1978-81
- BERGMAN, Rusty (G) 1966-69
- BERNBROCK, Mark (G) 1968-69
- BERNHARD, James M. (G) 1943-44
- BESHARA, Brian (F) 1998-01
- BLACK, Tyrone (C) 1979-83
- BLAIR, L. N. "Buddy" (F) 1933-35
- BLANCHARD, E. A. (G) 1916-18
- BLANTON, Ricky (G) 1984-86; 87-89
- BLEVINS, Howard M. (G) 1929-32
- BOGGESS, Robert E. "Bob" 1947-51
- BOHANNON, W. W. "Bo" (C) 1934-36
- BOLTON, Dick (F) 1955-56
- BORGINI, Joe (F) 1959-60
- BORNER, Ray (C) 1981-82
- BORNMAN, D. L. "Squatty" (G) 1922-25
- BORNMAN, J. P. "John" (G) 1922-23
- BOSLEY, David (G) 1993-97
- BOUDREAUX, Harold (F) 1989-92
- BOWLING, W. Scott, Jr. (G) 1964-66
- BOWMAN, Sid S. "Stinke" (F) 1929-30
- BOZEK, Pete (F) 2000-02

Kenny Drost



Frank Brian



- BOYD, Brent (G) 1975-76
- BOZEMAN, A. (G) 1939-40
- BOZEMAN, Charlie (C) 1938-41
- BOZEMAN, T. (G) 1938-41
- BRANCH, Malcolm (C) 1945-47
- BRANCH, W. (F) 1943-44
- BRANDON, Jamie (G), 1991-94
- BRANTLEY, John B. (G) 1970-72
- BRAYMAN, P. (F) 1952-53
- BREATHWIT, John (C) 1975-77
- BRIAN, Brad H. (G) 1964-67
- BRIAN, Frank (F) 1942-43; 1945-47
- BRIDGES, Kenneth (G) 1951-53
- BRIDGEWATER, Brad (C) 1998-00; 01-03
- BRIGHT, Torris (G) 1999-03
- BRILEY, C. 1915-16
- BRINKLEY, Mike (G) 1958-59
- BRITTON, C. E. (F) 1916-17
- BROCATO, Jim (G) 1946-47
- BROTHERTON, Paul P. (F) 1938-40
- BROWN, Dennis (G) 1983-85
- BROWN, Ernest (G) 1977-79
- BROWN, Lobdell P. 1925-26
- BROWN, Michael (F) 1975-76
- BROWN, Oliver (F) 1983-87
- BROWN, Ossie B. (F) 1943-44
- BROWN, Perry (F) 1929-30
- BROWN, Roland (F) 1932-34
- BRYAN, Arnold "Judge" (F) 1934-37
- BUCHANAN, F. "Buck" (F) 1937-40
- BUKUMIROVICH, Neboisha (G) 1984-88
- BURGE, Dick (G) 1939-40
- BURGE, Dennis F. "Pete" (C) 1932-34
- BURNETT, Jack (F) 1926-29
- BURNS, Leneer (F), 1990-91; 92-94
- BURTON, Kenny G. (F) 1944-45
- BUSH, Tim (F) 2002-03
- BUSHMAN, John C. "Jack" (F) 1936-39
- BUSSEY, Young (G) 1937-38

**C**

- CAMPBELL, Andy (C) 1978-81
- CAMPBELL, Walter (F) 1977-78
- CANNON, . . . . . (G) 1937-39
- CARD, Norman (C-F) 1961-64
- CARR, John (G) 1969-70
- CARTER, . . . . . (F) 1913-14
- CARTER, Cedric (F) 1997-99
- CARTER, Howard (G-F) 1979-83
- CARTER, Maurice (G) 1995-99
- CAVETT, J. R. "Slick" (C) 1915-19
- CEASAR, Clarence (F), 1991-95
- CHANEY, John (F) 1940-43
- CHASE, Pat (G) 1964-66
- CHASE, Sam (G) 1961-64
- CHIDLEY, Steve (G) 1971-72
- CHIN BING, Allen (F) 1933-34

Wade Evans



Greg Cook



- CLARK, . . . . . 1908-10
- CLARK, Ned (F) 1951-55
- BOZEMAN, Charlie (C) 1938-41
- CLUNE, Joe (F) 1959-60
- COCKERHAM, J. H. (F) 1911-13
- COJOE, Theron (F) 1982-84
- COLLINS, A. H. "Rip" (G) 1945-47
- COLLINS, Tommy (G) 1957-59
- COMBS, Joe H. 1956-59
- CONKLIN, Tom J. (C) 1959-62
- CONLEY, Ocie (G) 1984-86
- COOK, Greg (C) 1976-77, 1978-81
- COOPER, . . . . . (F) 1929-30
- COOPER, Darryl (G) 1998-99
- COOPER, Ellis O. (C) 1960-63
- COPPENS, Randy (G) 1974-77
- CORMIER, Jason (G) 1988-89
- COSTELLO, Joe (G-F) 1979-82
- CORLEY, Drew (F) 1967-69
- COURTNEY, Jalen (F), 2010-**
- CRAM, Steve (C) 1962-64
- CRAMER, Judd (G-F) 1963-64
- CRESS, Walker J. (G) 1937-39
- CRISCO, Jim (F) 1956-59
- CROMBERT, . . . . . 1917-18

**D**

- DABADIE, J. Levy, Jr. (F) 1943-44
- DALE, Wilton R. (F) 1943-44
- DARK, Alvin (G) 1942-43
- DARNALL, Mike (G) 1972-75
- DAVIES, Richard A. "Dick" (G) 1958-60
- DAVIS, E. M. 1935-36
- DAVIS, Glen (F), 2004-07
- DAVIS, Thomas (F) 2001-03
- DAY, Ned 1951-55
- DeARMOND, Duane (F) 1978-80
- DEAN, Joe (G) 1949-52
- DELAFIELD, Glenn A. (C) 1936-38
- DERENBECKER, Matt (G), 2010-11
- DEVALL, Randy (G) 1989-90
- DICKEY, . . . . . 1928-29
- DIXON, . . . . . 1913-15
- DOSSHER, Woody (G) 1938-40
- DOUGHTY, Frank L. (G) 1937-38
- DOTSON, Aaron (G), 2009-11
- DOWLING, Duncan (F-G) 1961-63
- DROST, Kenny (G) 1964-67
- DRUMMOND, H. Maury (C-F) 1960-63
- DUCAS, C. J. Bobby (G) 1921-23
- DUPONT, John M. (F) 1911-13
- DUPONT, Lawrence H. (G) 1911-14
- DUPREE, Ronald (F) 1999-03
- DYSON, Dick (G) 1923-27

Lionel Green



Joe Dean



**E**

- EARL, Lewis (F) 1996-98
- EAST, John (C) 1924-27
- EDMONDS, W. R. (F) 1916-17; 1921-22
- EDMONDSON, Mahion W (F) 1940-41
- EDWARDS, Glavis "Ike" (F) 1945-48
- ENGLAND, Matt (F) 1980-81
- ENGQUIST, John (F) 1972-74
- EVANS, Wade (F) 1972-74
- EVANS, W. Morton (C) 1910-13

**F**

- FAHEY, Joe J. (G) 1954-56
- FARRER, Alex (G), 2006-10
- FATHERREE, Jesse (G) 1933-34
- FETTER, Bobby K. (G-F) 1961-64
- FILES, "Dude" (G) 1927-28
- FLESHMAN, David (G), 2004-06
- FORD, Deuce (G) 1995-96
- FREDERICK, E. (C) 1939-40
- FREEMAN, Mark P. (C) 1949-51
- FRESHLEY, Bob (C) 1951-54
- FREY, F. C. "Major" (G) 1919-20
- FULKERSON, Jack M. (C) 1940-43

**G**

- GAHARAN, W. A. "Bill" (F) 1937-38
- GARAHAN, Les (F) 1927-30
- GARRISON, G. C. (F) 1927-28; 30-31
- GEYER, Randy (G-F) 1962-65
- GIACOMA, Ray (F) 1935-38
- GILBEAU, H. (F) 1924-25
- GILBERT, Charlie (C) 1933-34
- GILL, W. J. (G) 1915-17
- GIPSON, Sean (F) 1992-94
- GLADDEN, Sterling "Buck" (F) 1914-16
- GOEHRING, Kirk 1992-93
- GOWER, Bill (G) 1937-38
- GRAHAM, Delwan (F), 2008-
- GRAHAM, R. E. (G) 1939-42
- GRANT, Russell (G) 1987-89
- GRAY, Kenny (G) 1957-58
- GREEN, Al (G) 1978-79
- GREEN, Brian (F) 1999-03
- GREEN, Donald (G) 1982-83
- GREEN, Garrett (F), 2007-08; 2009-11
- GREEN, Lionel (C) 1975-79
- GREEN, V. E. (C) 1913-14
- GREGORY, Sonny (F) 1949-52
- GREMILLION, E. (C) 1943-44
- GREMILLION, James E. (C) 1946-47
- GRIDLEY, Bob (F-C) 1968-69
- GRIFFITH, Carroll (F) 1946-47

Mike Hansen





Ronnie Henderson



GRIFFITH, Parker (C) 1986-88  
GRIGGS, Shawn (F) 1990-91  
GUGLIELMO, Gary (F) 1957-60  
GURVICH, . . . (F) 1942-43

**H**

HAGUE, Perry "H" (G) 1917-21  
HAILE, Samuel W. "Red" (G) 1943-44  
HALL, Bob (G-F) 1944-46; 1948-49  
HALL, Jack (C) 1996-97  
HAMMONS, J. (G) 1935-38  
HAMMINK, Geert (C) 1988-89; 1990-93  
HANSEN, Glenn (F) 1973-75  
HANSEN, Mike (G), 1990-93  
HARRELL, Louis 1928-29  
HARRIS, Bucky (F) 1926-29  
HARRIS, Dennis (F), 2009-11  
HARRIS, Jack A. (F) 1932-35  
HATCHER, George R. (C) 1923-27  
HATHORN, Conley "Red" (C) 1935-38  
HAYES, R. S. "Suthie" (F) 1917-21  
HAYNIE, George (F) 1939-41  
HEARD, Mickey (F) 1973-74  
HELM, Newton C. "Dirty" (F) 1919-23  
HENDERSON, Larry (F) 1964-66  
HENDERSON, Ronnie (C) 1993-96  
HENNER, Tommy (G) 1969-70  
HENRY, Pete (C-F) 1965-67  
HEROMAN, Harry (F) 1963-66  
HERBST, J. (G) 1941-42  
HERRING, Randy (F) 1972-75  
HESS, Tom (G) 1969-72  
HESTER, Danny (F) 1968-70  
HICKMAN, Richard F. (G) 1967-70  
HIGGS, Kenny (G) 1974-78  
HIGH, Willie (G-F) 1975-76  
HIGHTOWER, C. W. (F) 1910-11  
HIMES, Levi A "Lee" (F) 1909-12  
HIMES, . . . (G) 1915-16  
HINES, Ray (C) 1959-60  
HOLLOWAY, Graves (C) 1947-49  
HOLT, Dick (C) 1953-56  
HOOVER, Winson F. (G) 1946-47  
HOOVER, W. (C) 1943-44  
HOSKINS, Dick, Jr. (C) 1942-44  
HOUTZ, "Jakey" 1910-11  
HOWELL, R. B. "Biliken" (C) 1909-12  
HUDSON, Antonio (G), 2001-05  
HUDSON, John W. (G) 1959-61  
HUFFMAN, Gary (F) 1974-76  
HULTBERG, Jordy (G) 1976-80  
HUNT, . . . 1917-18

Leonard Mitchell



Ralph Jukkola



IGAU, Hubert C. (F) 1924-27  
IRVIN, Fess (G) 1986-88  
IRWIN, . . . 1909-10  
ISLEY, Nelson (G) 1970-71  
IVES, Clarence A. "Fatty" (C) 1917-22

**J**

JACKSON, A. W. "Gus" (G) 1924-25  
JACKSON, Chris (G) 1988-90  
JACKSON, Glover (C) 1993-94  
JACKSON, Howard W. (C) 1936-39  
JACOBS, Stan J. (F) 1958-61  
JACOBSON, Taylor (G), 2009-  
JENNINGS, Frank (F) 1946-47  
JOE, Darryl (G) 1986-88  
JOHNSON, Alonzo (C) 1994-95  
JOHNSON, Byron (C) 1947-52  
JOHNSON, C. B. (F) 1909-12  
JOHNSON, Chris (F), 2005-09  
JOHNSON, F. (G) 1929-32  
JOHNSON, G. (F) 1947-48  
JOHNSON, Joe (G) 1983-84  
JOHNSON, Kent (F) 1969-70  
JOHNSON, Melvin F. (G) 1911-15  
JOHNSON, Paul (G) 1992-93  
JOHNSON, Steffond (F-C) 1981-84  
JOHNSON, Tex (C) 1924-27  
JONES, Bob (F) 1923-26  
JONES, Johnny (G) 1980-84  
JONES, L. (F) 1920-22  
JONES, Leslie V. (F) 1952-55  
JONES, Wally (G) 1944-45  
JOSEPHSON, . . . (G) 1940-41  
JOURNEY, Beau (G) 1932-35  
JOVANOVICH, Zoran (C) 1985-86  
JUKKOLA, Ralph (F) 1966-69

**K**

KAMMER, Marty (G) 1955-56  
KAUFFMAN, Jim (G) 1937-38  
KEENE, Howard (F) 1961-63  
KEENY, J. R. (F) 1908-09  
KELLY, G (F) 1931-33  
KENT, John (G) 1946-47  
KILPATRICK, . . . (G) 1919-20  
KINGERY, Wayne (G) 1944-45  
KINSLEY, Zach (G) 2008-10  
KISTLER, Brian (F) 1980-82  
KIZER, Roland C. "Chesty" (F) 1921-23  
KOUNDJIA, Regis (F), 2003-04  
KNUDSON, Jim (C) 1971-72  
KRAJEWSKI, Richard (C) 1988-91

Bill Newton



Ed LeBlanc



LALLY, Mike F. (C-F) 1908-11  
LAMONT, Randy (C) 1967-69  
LAZARE, Darnell (F) 2003-07  
LEDOUX, Marqus (F) 1998-99  
LANG, Bob (F) 1969-70  
LANIER, Harold A. 1928-29  
LARCADE, J. A. (G) 1908-09  
LARKIN, M. "Slim" (C) 1929-31  
LEA, D. (G) 1945-46  
LEATHERS, W. D. "Bill" (F) 1934-37  
LeBLANC, Ed (C) 1972-76  
LANDRY, Brandon (G) 1998-01  
LEE, Bill (F) 1952-55  
LeFEVRE, Frank (C) 1974-77  
LEGLER, Chuck (C-F) 1966-69  
LEOPOLD, J. T. (F) 1917-18  
LESHER, L. R. (F) 1910-11  
LESTER, Ed. F. Jr. (F) 1944-45  
LEWIS, P. B. (G) 1909-10  
LEWIS, Cecil Ray (F) 1959-62  
LEWIS, William S. "Bill" (G) 1916-17  
LINDSEY, Clyde H. (F) 1944-46  
LINDSEY, Jim (F) 1948-51  
LINDSEY, Lloyd Leon (C) 1935-38  
LITTON, O. B. 1909-10  
LIVINGSTON, Randy, (G) 1994-96  
LLOREDA, Jaime (F), 2002-03  
LOBDELL, William Y. (F) 1931-32  
LOE, Ralph (C) 1972-73  
LOFLIN, J. T. (G) 1942-43  
LOFTIN, Bill (F) 1957-58  
LOFTIN, Bob (F) 1957-59  
LONG, Earl (F) 1958-59  
LOUGHMILLER, Don (G) 1951-54  
LOWTHER, Bobby (F) 1942-43; 45-48  
**LUDWIG, Eddie (F), 2009-**  
LUKER, J. B. (G) 1928-31  
LUPCHO, Rich S. (G) 1967-69  
LYLE, Mel (F) 1946-47

**M**

McARDLE, Benny J. (G) 1951-54  
McCAIN, R. R. (G) 1955-56  
McCARSON, Paul (G) 1954-55  
McDONALD, Ben (F) 1986-87  
McDOWELL, "Red" (G) 1941-42  
McDUFF, . . . (G) 1923-25  
McFARLAND, Reggie A. (G) 1918-23  
McGEHEE, Webb (G) 1927-30  
McKENZIE, Kyle (G) 1987-89  
McLEOD, James (G) 1941-42  
McLOUGHLIN, Bob (G) 1961-62  
McMANUS, . . . (C) 1940-41  
McMORRIS, Vernon D. (G) 1943-44  
McNEILY, James (F) 1951-55

Eddie Palubinskas



Ethan Martin




MACKLIN, Durand (F) 1976-78; 79-81  
MADISON, Dave (G) 1940-43  
MAGEE, Norman (G) 1951-55  
MAGRUDER, . . . 1909-10  
MAILE, Dick (F) 1962-65  
MANCE, Omar-Seli (G) 1998-99  
MARAVICH, Josh (G), 2002-05  
MARAVICH, "Pistol" Pete (G) 1967-70  
MARSHALL, Paul (G), 1991-92  
MARTIN, Ethan (G) 1977-81  
MARTIN, Ken C. (F) 1955-56  
MARTIN, Terry (G), 2006-09  
MASCIA, David (G), 1991-92  
MASON, C. C. "Charlie" (C) 1925-27  
MASON, Dameon (F), 2006-07  
MATIENZO, . . . (C) 1908-09  
MATTICK, Rick (C) 1976-79  
MAYOCK, Dan (F) 1968-69  
MEADOR, Bob J. (F) 1949-51  
MENRELL, Dick (F) 1946-48  
MERLE, Dom A. (F) 1955-58  
MERRELL, Richard L. (F) 1947-48  
MICHAELIS, Bill (G) 1943-44; 46-49  
MIDDLEBROOK, . . . (F) 1919-20  
MILANOVIICH, Paul (G) 1967-68  
MILLEY, Harry L. (G) 1944-45  
MILLER, Herd J. (C) 1944-45  
MILLER, Nolen C. "Babe" (G) 1933-36  
MILLER, Robert "Bob" (G-F) 1975-77  
MINOR, Tack (G), 2003-05, 07  
MITCHELL, Darrel (G), 2002-06  
MITCHELL, Leonard (F-C) 1980-84  
MITCHELL, Tasmin (F) 2005-07; 08-10  
MIXON, Butch (G) 1958-59  
MOON, Lynn B. (C) 1956-59  
MOORE, Bill (G) 1944-45  
MOREY, Dale E. (F) 1939-42  
MOSCOVITZ, Danny (G), 1990-91  
MOSELEY, V. (F) 1909-13  
MOUTON, Lyle (G) 1987-89  
MUNSON, Wayne (F) 1957-59  
MURPHY, Gene A. (F) 1947-51  
MURPHY, Mike (F) 1964-65  
MURRAY, C. C. (F) 1943-44  
MUTAVDZIC, Misha (C) 1994-96

**N**

NABORS, Gene (G) 1995-96  
NATTIN, George L., Jr. (G) 1959-62  
NELTNER, Ross (F), 2003-05  
NESON, Guy W. (C) 1929-32  
NEWMAN, Donald (G) 1975-76  
NEWTON, Bill R. "Fig" (F) 1969-72  
NOLLEY, Landers (G/F) 1994-96  
NOTO, J. J. (G) 1923-24

T.J. Pugh



Don Redden



P

- PALFI, Djole (F) 1994-95
- PALMER, . . . . (F) 1918-19
- PALUBINSKAS, Eddie (G) 1972-74
- PAYNE, . . . . (G) 1913-15
- PEARCE, Clyde (F) 1913-17
- PERKINS, Greg (G) 1982-83
- PETTIT, Robert L. "Bob" (C) 1951-54
- PHARES, Jack (G) 1924-28
- PHILLIPS, W. J. (G) 1908-11
- PIAZZA, Doug (F) 1963-64
- PICOU, John (G) 1990-92
- POE, F. E. (F) 1929-30
- POPULIST, Daron (G), 2009-11
- POTTS, Chico (G) 1997-98
- PUGH T.J. (G) 1990-92

Q

- QUIONEZ, . . . . . 1918-19

R

- RABENHORST, O. "Dudey" (G) 1918-19
- RABORN, Tommy (F) 1957-61
- RAGUS, Leonard A. (G) 1959-60
- RAISOR, Phil (G) 1958-60
- RAMIREZ, M. (F) 1943-44
- RAMSDEN, Dave K. (C) 1966-69
- RANDOLPH, Anthony (F) 2007-08
- RASMUSSEN, Bob (F) 1966-67
- RAYMOND, Chris (G) 1972-74
- REDDEN, Don (G-F) 1982-86
- REILY, Charlie S. (F) 1909-12
- REYNOLDS, Jerry (F-G) 1982-85
- RILEY, Red (G) 1917-22
- RITTNER, Perrin (F) 1949-51
- ROACH, Danny (F) 1961-62
- ROBERT, Charley (F) 1951-53
- ROBERTS, Stanley (C-F) 1989-90
- ROLAND, Lamont (G) 1999-01
- ROLLE, Magnum (F) 2005-07
- ROSS, A. L. (F) 1912-14
- RUBCHENKO, Roman (F) 1992-96
- ROY, R. S. (F) 1917-18
- RUDOLPH, Gus (F) 1978-80
- RUSHING, Troy E. (F) 1953-57
- RYAN, Warren F. "Pat" 1908-09

S

- SAMUELS, H. J. (F) 1931-34
- SANBORN, . . . . (G) 1929-32
- SANDERS, AI T. "Apple" Jr. (G) 1945-47

Derrick Taylor



Jerry Reynolds



- SANDERS, AI T. "Little Apple" III (C) 1969-72
- SANDERS, J. Y. (G) 1908-11
- SAXON, Jimmy (F) 1925-28
- SAYLOR, Doug (G) 1974-76
- SCALES, DeWayne (F) 1977-80
- SCHAPER, John N. (F) 1970-72
- SCHIELE, Chester (G) 1947-48
- SCHIELE, Joe (F) 1945-48
- SCHULTZ, Darrell (G) 1950-53
- SCOTT, Garrick (C), 1994-96
- SCOTT, Lester (G) 1988-89
- SEBASTIAN, Don J. (G) 1952-56
- SEBASTIAN, J. D. (G) 1919-20
- SHARP, . . . . (G) 1929-30
- SHEPPARD, Nick (C) 1995-97
- SHIRLEY, Calvin S. "Buddy" (G) 1965-67
- SHOCKEY, Jere (F) 1969-71
- SHOWS, W. (F) 1941-43
- SHUMAKER, Steve (C) 1967-68
- SIENER, Carl (C) 1971-74
- SIGLER, Roger W. (F) 1953-57
- SIMMONS, Terrance (G) 1996-97
- SIMOES, Paulo (G) 1986-88
- SIMPSON, Gary (G) 1970-71
- SIMS, Billy (F) 1942-43
- SIMS, Keith (G) 1944-45
- SIMS, Wayne (F) 1987-91
- SIMS, Willie (G) 1977-81
- SINGLETON, Vernel (C) 1988-92
- SLOANE, LeGrand W. (F) 1942-43
- SMITH, Allen (G) 1959-60
- SMITH, Jabari (C) 1998-00
- SMITH, Nick (F) 1925-28
- SMITH, Terry (G) 1965-66
- SMITH, Tom (G) 1930-33
- SMITH, . . . . . 1909-10
- SPENCER, Bo (G), 2007-10
- SPENCER, Duane (F) 1995-96
- SPILLER, S. (G) 1909-10
- SQUIRES, . . . . (F) 1929-30
- STANFEL, Rich (C) 1982-83
- STAYTON, Bill (G) 1931-33
- STEPHENS, Reed (F) 1947-48
- STEVENS, Ed (G) 1930-31
- STEVENS, Norman G. "Steve" (G) 1922-26
- STONE, Orval (F) 1949-51
- STOREY, M. (G) 1937-38
- STRINGER, Andre (G), 2010-**
- SWIFT, Stromile (F) 1998-00

T

- TANNEHILL, George M. (F) 1928-31
- TANNEHILL, T. (C) 1930-32
- TARASOVIC, George (F) 1951-52
- TAYLOR, Derrick (G) 1981-82; 83-86
- TAYLOR, Jeff (G) 1971-73
- TAYLOR, H. A. "Red" (F) 1927-28
- TEMPLE, Collis (C) 1971-74

Jose Vargas



Apple Sanders



- TEMPLE III, Collis (G) 1999-03
- TEMPLE, Garrett (G), 2005-09
- TERREBONNE, Greg (G), 2006-08
- THIGPEN, Tommy P. (C) 1964-67
- THOMAS, Quenton (G) 1994-95
- THOMAS, Tyrus (F), 2005-06
- THOMPSON, Charlie (G) 2000-04
- THOMPSON, Dick (G) 1947-51
- THOMPSON, T. (C) 1938-40
- THORNALL, Bill (F) 1942-43
- THORNTON, Marcus (G), 2007-09
- THORNTON, Quintin (F), 2007-09
- THORNTON, Sam B. 1922-23
- TIPTON, Wayne (F-G) 1964-67
- TITUS, Brandon (G) 1992-94
- TONKOVIK, Dawn (G) 1971-74
- TONN, R. W. "Ruddy" Jr. (F) 1930-32
- TORRANCE, Jack (C) 1931-34
- TRACEY, Dennis (G) 1988-90
- TRIBBETT, Jeff A. (G) 1967-70
- TRICHELLE, Bert (F) 1935-36
- TUCKER, Reggie (G) 1997-98
- TUDOR, Bobby (F) 1954-55
- TUDOR, John (G-F) 1980-84
- TURK, Dave (F) 1962-63
- TURNER, Ralston (G), 2010-**
- TURNLEY, J. E. "Bob" (G) 1943-44

U

- UFFMAN, Kenneth (F) 1947-48
- USSERY, Stephen (F) 1988-89

V

- VANCE, Damon (C) 1983-84
- VANCE, Griff D. (F) 1938-41
- VARGAS, Jose (C) 1984-88
- VOIGHT, Ken L. Jr (G) 1966-68
- VOOGD, Ben (G), 2005-07

W

- WADE, Malcolm "Sparky" (G) 1932-35
- WALDEN, Henry E. (C) 1912-15
- WALTERS, Bill (G) 1942-43; 45-47
- WALTERS, Jack (F) 1935-36
- WALTON, Adam (F) 1995-97
- WARNER, Jack (G) 1996-97; 99-00
- WARREN, Storm (F), 2008-**
- WASHINGTON, Rogers (F) 1995-97
- WEBB, Charlie L. (G) 1942-43; 45-47
- WEBER, S. R. "Chink" (G) 1922-23
- WELCH, Jim (C) 1936-37
- WELLS, Wendell Wally (G) 1934-37
- WESLEY, Bob (F) 1952-53

Anthony Wilson



DeWayne Scales



- WHIPPLE, Xavier (G) 2001-05
- WHITE, Hamp (G) 1963-65
- WHITE, H. H. (C) 1915-16
- WHITE, Joe (C) 1955-57
- WHITE, Malcolm (F), 2010-**
- WHITEHURST, Charles (F) 1954-55
- WHITTLE, Bill (F) 1970-73
- WILKINSON, J. P. (G) 1912-16
- WILKINSON, W. Scott (G) 1913-17
- WILKINSON, . . . . (C) 1924-25
- WILLIAMS, Jermaine (F) 1998-02
- WILLIAMS, John (F) 1984-86
- WILLIAMSON, Maurice (G) 1989-90; 91-93
- WILSON, Anthony (G) 1983-87
- WILSON, Bill L. (C) 1962-65
- WILSON, Edwin (G) 1985-86
- WILSON, Jason (F) 2000-02
- WILSON, Les (G) 1926-29
- WILSON, Nikita (C-F) 1983-87
- WOLF, Sidney "Izzy" 1918-19
- WOLFERT, Paul (F), 2002-05
- WOLFERT, Rick (C) 1972-73, 1974-75
- WOLFF, Dennis (G) 1973-75
- WOLFE, Jamaal (G) 1998-99
- WOMACK, Leroy (F) 1996-97
- WOODSIDE, Bernard (F) 1985-88

Y

- YATES, Robert P. (G) 1947-51
- YOUNG, JueMichael (F) 2001-02

Z

- ZIEGLER, Lonnie (C) 1965-66
- ZINSER, Paul (G) 1953-55

This list represents basketball lettermen since LSU began basketball in 1908-09. The sports information office will appreciate your assistance in correcting any errors. Send all corrections or additions to Kent Lowe, P. O. Box 25095, Baton Rouge, La., 70894

Bernard Woodside



While some of the jersey numbers listed date back to the 1930s, records are somewhat incomplete through the 1950s. If you have changes, additions or corrections, please send them to Basketball SID Kent Lowe at [clowe@lsu.edu](mailto:clowe@lsu.edu) for future updates.

## 0

Glen Davis, 2006-07

## 00

Brian Green, 2000-01-02-03

Omar Seli-Mance, 1999

Hernan Montenegro, 1988

## 1

Tasmin Mitchell, 2006-07-08-09-10

Regis Koundjia, 2005

Tony Gipson, 2003-04

## 2

Chris Beattie, 2010

Delwan Graham, 2009

Dameon Mason, 2007-08

Darrel Mitchell, 2003-04-05

Brian Beshara, 2000-01

## 3

Garrett Green, 2010-11

Anthony Randolph, 2008

Tack Minor, 2004-05-06-07

Torris Bright, 2000-01-02-03

Jaamal Wolfe, 1999

Reggie Tucker, 1998

Doug Annison, 1993-94

## 4

Chris Bass, 2009-10-11

Ben Voogd, 2006-07

Regis Koundjia, 2004

JueMichael Young, 2002

Stromile Swift, 1999-00

Gene Nabors, 1996-97

Jamie Brandon, 1992-93-94

Fess Irwin, 1987-88

Joe Schiele, 1947

## 5

Malcolm White, 2011

Marcus Thornton, 2008-09

Mildon Ambres, 2004

Robert Royal, 2001

Jamal Harrison, 2001

DeJuan Collins, 1998

Lester Earl, 1997

Landers Nolley, 1995-96

Andre Owens, 1993-94

Justin Anderson, 1992

Frank Jennings, 1947

## 10

Andre Stringer, 2011

Daron Populist, 2010

Greg Terrebonne, 2007-08

David Fleshman, 2005-06

Charlie Thompson, 2001-02-03-04

Rhodaria Caston, 1998

David Bosley, 1994-95-96-97

Maurice Williamson, 1990-92-93

Parker Griffith, 1987-88

Derrick Taylor, 1982-84-85-86

Willie Sims, 1978-79-80-81

Bob Miller, 1976-77

Eddie Palubinskas, 1973-74

## 11

Bo Spencer, 2008-09-10

Josh Maravich, 2003-04-05

Brandon Landry, 1999-00-01

Djole Palfi, 1995

Mike Hansen, 1991-92-93

Anthony Wilson, 1984-85-86-87

Drexal Allen, 1982

Mark Alcorn, 1980-81

Al Green, 1979

Kenny Gray, 1958

Roger Sigler, 1956-57

Charlie "Bubba" Webb, 1947

## 12

Aaron Dotson, 2010

Tyrus Thomas, 2006

Ronald Dupree, 2000-01-02-03

Darryl Cooper, 1999

Sean Gipson, 1993-94

John Picou, 1991-92

Lester Scott, 1989

Darryl Joe, 1987-88

Johnny Jones, 1981-82-83-84

Joe Combs, 1958

Troy Rushing, 1955

Frank Brian, 1947

## 13

Eddie Ludwig, 2010-11

Terry Martin, 2007-08-09

Pete Bozek, 2001-02

Dennis Tracey, 1989-90

Todd Kinchen, 1988

John Hudson, 1960-61

## 14

Courtney, Jalen, 2011

Garrett Temple, 2006-07-08-09

Jaime Lloreda, 2003-04

Quenton Thomas, 1995-96

Kyle McKenzie, 1988-89

Edwin Wilson, 1986

Donald Green, 1983

Matt England, 1981-82

Stanley Jacobs, 1960-61

## 15

Dennis Harris, 2010-11

Magnum Rolle, 2006-07

Jeremy Comeaux, 1998

Deuce Ford, 1996

Ocie Conley, 1985-86

Joe Johnson, 1984

Ray Borner, 1982

Ray Vallery, 1956

Don Belcher, 1953-54-55

## 17

James Gremillion, 1947

## 20

Kinsley, Zach, 2009-10

Garrett Green, 2008

Tim Bush, 2003

Leroy Womack, 1997-98

Ronnie Henderson, 1994-95-96

T. J. Pugh, 1991-92

Jason Cormier, 1989

Neboisha Bukumirovich, 1985-86-87-88

John Tudor, 1981-82-83-84

Jordy Hultberg, 1977-78-79-80

Donald Newman, 1976

Randy Herring, 1974-75

Jim Knudsen, 1972

Tommy Henner, 1970

Mark Bernbrock, 1969

Ken Voigt, 1967-68

Tommy Collins, 1959

Bill Walters, 1946

Abner Wimberly, 1944

Griff Vance, 1941

Tommy Thompson, 1939

Glenn Delafield, 1937

## 21

Matt Derenbecker, 2011

Chris Johnson, 2006-07-08-09

Courtney Trask, 2003

Jermaine Williams, 2000-01-02

Brian Beshara, 1999

Randy Livingston, 1995-96

Lenear Burns, 1990-91-92-93-94

Lyle Mouton, 1988-89

Dennis Brown, 1984-85-87

Ethan Martin, 1978-79-80-81

Doug Saylor, 1975-76-77

Tommy Raborn, 1958

Don Loughmiller, 1953-54

Humberto Ramirez, 1944

Jack Bushman, 1937

## 22

Ralston Turner, 2011

Taylor Jacobsen, 2010

Darrel Mitchell, 2006

Xavier Whipple, 2002-03-04-05

Maurice Carter, 1996-97-98-99

Clarence Ceasar, 1992-93-94-95

Shawn Griggs, 1991

Russell Grant, 1988-89

Greg Perkins, 1983

J. Brian Bergeron, 1979-80-81

Kenny Higgs, 1975-76-77-78

Wade Evans, 1973-74

Ray Lewis, 1960

Wayne Monson, 1958

Troy Rushing, 1956-57



Jim McNeily, 1954-55  
Gene Murphy, 1949-50  
Vernon McMorris, 1944

## 23

Pete Maravich, 1968-69-70  
Tom Collins, 1958  
Charlie Seitz, 1957  
Don Sebastien, 1954-56  
Joe Ozburn, 1949-51  
Jim McLeod, 1943  
George Haynie, 1941  
Felix Buchanon, 1938  
Ray Giacomia, 1936-37  
Sparky Wade, 1935  
Note: Pete Maravich's number retired in 1970

## 24

Storm Warren, 2009-10-11  
Terrence Simmons, 1997  
Paul Johnson, 1993  
Vernel Singleton, 1989-90-91-92  
John Williams, 1985-86  
Leonard Mitchell, 1981-82-83-84  
Len Breda, 1977-78  
Brent Boyd, 1976  
Dennis Wolff, 1974-75  
Jeff Taylor, 1972-73  
Gary Simpson, 1971  
Richard Hickman, 1968-69-70  
Brad Brian, 1967  
Buddy Shirley, 1966  
Pat Chase, 1965  
Sam Chase, 1962-63-64  
Mahon Edmondson, 1961  
Phil Raisor, 1960  
Bobby Yates, 1949  
Keith Sims, 1945  
Dave Madison, 1942  
Conley Hathorn, 1936-37-38  
Ben Journeay, 1935

## 25

Daron Populist, 2011  
Ross Chouest, 2002  
Louis Earl, 1997-98  
Brandon Titus, 1993-94  
Paul Marshall, 1992  
Danny Moscovitz, 1991  
Chris Carrier, 1986  
Joe Costello, 1979-80-81-82  
Randy Coppens, 1975-76-77  
Dawn Tonkovich, 1972-73-74  
John Brantley, 1971  
John Carr, 1970  
Rusty Bergman, 1968-69  
Kenny Drost, 1965-66  
Bob Fetter, 1961-62-63-64  
Dick Davies, 1959-60  
Dick Thompson, 1949-50-51  
James McLeod, 1942  
Wendell Wells, 1937

## 26

Talmadge Bozeman, 1940  
Glenn Delafield, 1938

## 27

Elliot Gremillion, 1944  
Raymond Bass, 1942  
Tommy Thompson, 1940  
Woodie Doshier, 1939  
Nolan Miller, 1935, 1936

## 28

Glavis Edwards, 1946  
Ed Lester, 1945  
LeGrand Sloane, 1943  
Felix Buchanon, 1940  
Dick Burge, 1939  
Jack Bushman, 1938

## 29

Edgar "Bud" Turnely, 1944  
John Chaney, 1941-43  
Howard Jackson, 1937  
Audley MacDonald, 1936  
Jack Harris 1935

## 30

Alex Farrer, 2006-07-08-09-10  
Brandon Bass, 2004-05  
Chico Potts, 1998  
Stephen Ussery, 1989  
Bernard Woodside, 1986-87-88  
Theron Cojoe, 1983-84  
Brian Kistler, 1981-82  
Frank Lifetree, 1977-78  
Michael Brown, 1976  
John Enguist, 1973-74  
Tommy Hess, 1970-71-72  
Rick Lupcho, 1968-69  
Buddy Shirley, 1967  
Scott Eowling, 1966  
Judd Cramer, 1964  
George Nattin, 1960-61-62  
Wayne Monson, 1959  
Wilton Dale, 1944  
Dave Madison 1943  
Willie Morgan, 1940-41  
Arnold Bryan, 1937  
Bert Trichel, 1936  
Buddy Blair, 1935

## 31

Jermaine Williams, 1999  
Oliver Brown, 1984-85-86-87  
DeWayne Scales, 1978-79-80  
Mark Smyth, 1977  
Al "Little Apple" Sanders, 1970-71-72  
Ralph Jukkola, 1967-68-69  
Wayne Austin, 1965-66  
Doug Piazza, 1964  
Maury Drummond, 1961-62-63  
Joe Borgini, 1960  
Bobby Lowther, 1943

W. Shows, 1942  
Frank Doughtry, 1938

## 32

Quintin Thornton, 2008-09  
Paul Wolfert, 2003-04-05  
Willie Anderson, 1998-99  
Nick Shepherd, 1996-97  
Harold Boudreaux, 1990-91-92  
Paulo Simoes, 1987-88  
Damon Vance, 1984-85  
Howard Carter, 1980-81-82-83  
Ernest Brown, 1979  
Gary Huffman, 1975-76  
Mickey Heard, 1974  
Terry Smith, 1966  
Randy Geyer, 1964-65  
Ray Lewis, 1962  
Lynn Moon, 1959  
Charley Robert, 1953  
Bobby Boggess, 1949-50-51  
Dick Merrel, 1948  
Clyde Lindsey, 1946  
Hear Miller, 1944  
William Walters, 1943  
Sid Auger, 1936

## 33

Marqus LeDoux, 1999  
Glover Jackson, 1994  
Shaquille O'Neal, 1990-91-92  
Ricky Blanton, 1985-86-87-88-89  
Steffond Johnson, 1982-83-84  
Walter Campbell, 1978-79  
John Breathwit, 1976-77  
Mike Darnall, 1974-75  
Steve Chidley, 1972  
Jere Shockey, 1971  
Jeff Tribett, 1968-69-70  
Kenny Drost, 1967  
Brad Brian, 1965-66  
Steve Cram, 1964  
Ellis Cooper, 1961-63  
Butch Mixon, 1959  
Lynn Moon, 1957-58  
Bob Freshley, 1953-54  
Orval Stone, 1950  
Ray Bass, 1949  
Dick Harris, 1944  
Jack Fulkerson, 1942  
Walker Cress, 1937  
Lloyd Lindsey, 1935  
Note: Shaquille O'Neal's number retired in Dec. 2000

## 34

Glen Davis, 2005  
Mildon Ambres, 2003  
Cedric Carter, 1998-99  
Alonzo Johnson, 1995  
Randy Duvall, 1990  
Tyrone Black, 1980-81-82-83  
John Shaper, 1971-72  
Kent Johnson, 1970  
Chuck Legler, 1968-69  
Dave Ramsden, 1967  
Harry Heroman, 1964-65-66

Dave Turk, 1963  
 Ray Lewis, 1960-61  
 Carey Guglielmo, 1958  
 R. R. McCain, 1957  
 Paul Zinser, 1954-55  
 Joe Dean, 1950-51  
 Bill Michaelis, 1949  
 Winson Hoover, 1944

## 35

Darnell Lazare, 2004-05-06-07  
 Rogers Washington, 1996-97-98  
 David Mascia, 1993  
 Chris Jackson, 1989-90  
 Jerry Reynolds, 1983-84-85  
 Lionel Green, 1976-77-78-79  
 Glenn Hansen, 1974-75  
 Bill Whittle, 1971-72-73  
 Danny Hester, 1969-70  
 Chuck Legler, 1967  
 Larry Henderson, 1965-66  
 Jack Belcher, 1964  
 Ray Hines, 1960  
 Carey Guglielmo, 1959  
 Dom Merle, 1957-58  
 Dick Holt, 1956  
 Norman Magee, 1953-54-55  
 Bob Meador, 1949-50-51  
 Jim Welch, 1937  
 Kernan Banker, 1936

## 36

Bill Bohannon, 1936

## 37

Doc Floyd, 1937  
 Buster Bryan, 1936

## 38

W. D. Leathers, 1935-36-37

## 39

Willard Beeson, 1936

## 40

Brian Helquist, 1999  
 Durand "Rudy" Macklin, 1977-78-79-80-81  
 Paul Kates, 1976  
 Carl Siener, 1972-73-74  
 Bob Lang, 1970  
 Paul Milanovich, 1968  
 Wayne Tipton, 1965-66  
 Steve Cram, 1963  
 Bob McLoughlin, 1962  
 Stan Jacobs, 1959  
 Bob Loftin, 1958  
 Bill Lee, 1954  
 Sonny Gregory, 1950  
 Jack Hall, 1949  
 Wendell Well, 1936

*Note: Rudy Macklin's uniform with No. 40 retired in February 2010.*

## 41

Ross Neltner, 2005  
 Collis Temple III, 1999-00-01-02-03  
 Duane Spencer, 1996-97  
 Richard Krajewski, 1989-90-91  
 Nikita Wilson, 1984-85-86-87  
 Rick Mattick, 1977-78-79-80  
 Collis Temple, Jr., 1972-73-74  
 Nelson Isley, 1971  
 Jere Shockey, 1969  
 Bob Grdley, 1968  
 Wayne Tipton, 1967  
 Pat Chase, 1966  
 Ronnie Register, 1965

## 42

Antonio Hudson, 2002-03-04-05  
 Bob Hall, 1997  
 Ben McDonald, 1987-88  
 Edwin Wilson, 1986  
 Duane DeArmond, 1977-78-79-80  
 Willie High, 1976  
 Marty Allman, 1971-72-73  
 Steve Shumaker, 1968  
 Bob Rasmussen, 1967  
 Hamp White, 1964-65  
 Jim Lindsey, 1949-50

## 43

Lamont Roland, 2000-01  
 Misha Mutavdzic, 1995-96  
 Geert Hammink, 1989-90-91-92-93  
 Jose Vargas, 1985-86-87-88  
 Greg Cook, 1978-79-80-81  
 Frank LeFevre, 1975  
 Ralph Loe, 1973  
 Bill Newton, 1970-71-72  
 Dave Ramsden, 1969  
 Randy LaMont, 1968  
 Pete Henry, 1966  
 Dick Maile, 1963-64-65  
 Norman Card, 1962  
 Allen Smith, 1960  
 Stan Jacobs, 1959  
 Bill Loftin, 1958  
 Ken Marten, 1956  
 Les Jones, 1953-54  
 Perrin Rittner, 1950

## 44

Thomas Davis, 2002-03  
 Jason Wilson, 2001  
 Adam Walton, 1995-96-97  
 Kirk Goehring, 1993  
 Wayne Sims, 1988-89-90-91  
 Don Redden, 1983-84-85  
 Andy Campbell, 1978-79-80-81  
 Scott Spencer, 1977  
 Ed LeBlanc, 1973-74-75-76  
 Tommy Thigpen, 1965-66-67  
 Norman Card, 1964  
 Howard Keene, 1962-63  
 Raymond Arthur, 1961  
 Joe Clune, 1960  
 Jim Crisco, 1957-58-59

Byron Johnson, 1949-50  
 Bob Meador, 1948

## 45

Aaron Dotson, 2011  
 Ross Neltner, 2004  
 Jack Warner, 1997-98-99-00-01  
 Roman Rubchenko, 1993-94-95-96  
 Zoran Jovanovich, 1985-86  
 Rick Stanfel, 1983  
 Gus Rudolph, 1979-80  
 Floyd Bailey, 1975-76-77-78  
 John Brantley, 1972  
 Drew Corley, 1967-68-69  
 Lonnie Ziegler, 1965  
 Bill Wilson, 1963-65  
 Tom Conklin, 1961-62  
 Phil Raisor, 1959  
 Mark Freeman, 1950  
 Graves Holloway, 1949

## 50

Bob Pettit, 1952-53-54  
 Joe Combs, 1959  
 Note: Bob Pettit's number retired in 1954

## 51

Shawnon Johnson, 2003  
 Jason Wilson, 2002  
 Scott Bowling, 1965  
 Randy Geyer, 1963  
 John Bayley, 1961-62  
 Carey Guglielmo, 1960

## 52

Jabari Smith, 1999-00  
 Jeremy Comeaux, 1998  
 Duncan Dowling, 1963  
 Tommy Raborn, 1959-60  
 Joe Fahey, 1955-56  
 Benny McArdle, 1953-54  
 Darrell Schultz, 1951

## 53

Stanley Roberts, 1990  
 Jack Blecher, 1962-63  
 Bob Loftin, 1959

## 54

Brad Bridgewater, 1999-00-02-03  
 Garrick Scott, 1995-96  
 Norman Card, 1963  
 Duncan Dowling, 1962  
 Tom Conklin, 1961  
 Earl Long, 1959  
 Joe White, 1956  
 Ned Clark, 1954-55

## 55

Kenneth Bridges, 1953

## LSU Athletic Hall of Fame

The LSU Athletic Hall of Fame is one of the most prestigious athletic clubs that recognizes only the best and brightest of LSU athletes. All student-athletes in the LSU Athletic Hall of Fame must have received their degree at LSU to be eligible.

In 2007, a new category was added to allow coaches and administrators into the LSU Hall of Fame. That allowed both coach Harry Rabenhorst and trainer Dr. Marty Broussard to enter the prestigious hall in 2008.

Listing includes just the members of the Hall of Fame involved in LSU Basketball:

**Malcolm "Sparky" Wade** -- Inducted in 1937

**Joe Dean** -- Inducted in 1953

**Bob Pettit** -- Inducted in 1954

**Joe Bill Adcock** -- Inducted in 1978

**Bobby Lowther** -- Inducted in 1978

**Durand "Rudy" Macklin** -- Inducted in 1990

**Shaquille O'Neal** -- Inducted in 2000

**Dr. Martin J. Broussard (Athletic Trainer)** -- Inducted in 2009

**Harry Rabenhorst (Head Coach)** -- Inducted in 2009

## Louisiana Sports Hall of Fame

To be a member of the Louisiana Sports Writers Hall of Fame is one of the greatest honors that could be bestowed on an athlete from this state or who has performed a portion of his career in this state. Each year's class continues to add to the prestige of the growing list of Hall of Fame inductees. The Hall of Fame ceremonies are conducted each June in Natchitoches and plans are underway for a Hall of Fame building to be constructed just off the historic district of downtown Natchitoches.

A total of 13 men and women who participated in the LSU basketball program either as players or coaches have been inducted in the Hall of Fame. In 2005, LSU's Durand "Rudy" Macklin, a member of the 1981 Final Four team and the No. 1 rebounder and No. 2 scorer in LSU men's history, along with late former LSU women's head coach Sue Gunter were inducted.

This past year the late Dr. Martin J. Broussard became the first athletic trainer ever inducted into the Louisiana Sports Hall of Fame.

The 13 LSWA Hall of Famers with their years of participation in LSU basketball in parenthesis:

**Buddy Blair** -- (F, 1933-35, member 1935 national champions), inducted 1981

**Frank Brian** -- (F, 1942-43; 1945-47, All-SEC 1943, 1946, two-time NBA All-Star), inducted in 1986

**Dr. Martin J. Broussard** -- LSU athletic trainer for six decades, inducted 2009

**Dale Brown** -- (Coach, 1972-96, 1981, 1986 NCAA Final Four; 1979, 1981, 1985, 1991 SEC Championships, all-time winningest coach at LSU, 448 wins), inducted in 1999

**Joe Dean** -- (F, 1949-52; TV Commentator, LSU Athletic Director, 1987-2000), inducted in 2001

**Sue Gunter** -- (Coach, LSU 1982-2004), inducted into Naismith Hall of Fame, Fall 2005, inducted in 2005.

**Bobby Lowther** -- (F, 1942-43; 1945-48, All-SEC 1946, All-American in 1946 in both basketball and track and field), inducted in 1995

**Rudy Macklin** -- (F, 1976-81, All-SEC 1977, '78, '80, '81, All-America 1981) Second leading scorer, first in rebounding, inducted in 2005.

**Pete Maravich** -- (G, 1967-70, three-time All-American, Division I all-time scorer), inducted in 1984

**Bob Pettit** -- (C, 1951-54, two-time All-American, 1953 Final Four member, 10-time NBA All-Star), inducted in 1973

**Harry Rabenhorst** -- (Coach, 1925-42, '45-57, 1935 national championships, 1953 Final Four), inducted in 1970

**Malcolm "Sparky" Wade** -- (G, 1932-35, member 1935 national champions, first LSU All-American), inducted 1962

**Joyce Walker** -- (G, 1981-84, three-time Kodak All-American), inducted in 1997

## Louisiana Association of Basketball Coaches

Formed in 1974, the LABC represents the colleges and universities of the state in an effort to promote basketball on all levels in Louisiana. The group celebrated its 25th anniversary in 1999 with its announcement of its Team of the Century as chosen by the head coaches of men's basketball in the state and a panel of the state's sports media.

## LABC All-Louisiana Team of the Century

### FIRST TEAM

**Pete Maravich, LSU** -- 1967-70 (Player of the Century)

**Bob Pettit, LSU** -- 1951-54

**Robert Parish, Centenary** -- 1972-76

**Dwight "Bo" Lamar, USL** -- 1969-73

**Karl Malone, Louisiana Tech** -- 1982-85



Buddy Broussard accepts the LSU Hall of Fame award for his late father, Dr. Marty Broussard from Boots Garland.



LSU's Ricky Blanton with son Gavin is presented his LABC Hall of Fame plaque at their 2010 banquet by Louisiana Sports Hall of Fame Coach Dale Brown.





Kenny Higgs with wife Jill receives his LABC Hall of Fame plaque at the 2011 induction ceremony.



Rudy Macklin receives his Louisiana Sports Hall of Fame plaque from Louisiana Sports Writers Association President Scooter Hobbs at the 2005 induction ceremony.

## SECOND TEAM

**Shaquille O'Neal, LSU -- 1989-92**

**Joe Dumars, McNeese State -- 1981-85**

**Mahmoud Abdul-Rauf (Chris Jackson), LSU -- 1988-90**

**Willie Reed, Grambling State -- 1960-64**

**Calvin Natt, Northeast Louisiana -- 1975-79**

## THIRD TEAM

**Bob Hopkins, Grambling State -- 1952-56**

**Andrew Toney, USL -- 1976-80**

**Mike Green, Louisiana Tech -- 1969-73**

**Bob Love, Southern -- 1961-65**

**Jackie Moreland, Louisiana Tech -- 1957-60**

## HONORABLE MENTION

**LSU Players: Durand Macklin, 1976-81; Sparky Wade, 1932-35;**

**Joe Dean, 1949-52; Howard Carter, 1979-83**

## LABC Hall of Fame

**Mahmoud Abdul-Rauf --** (G, 1988-90, played as Chris Jackson, NCAA all-time leading freshman scorer, All-American, 1989-90) -- inducted in 1998.

**Ricky Blaton --** (F, 1984-86; 87-89, All-SEC 88, 89 ... Member 1986 Final Four team) -- inducted in 2010

**Frank Brian --** (F, 1942-43; 45-47, All-SEC 1943, 1946, two-time NBA All-Star), inducted in 1987.

**Howard Carter --** (G, 1979-83, member 1981 Final Four team), inducted 1994

**Dale Brown --** (Coach, 1972-1997, winningest coach in LSU history), inducted 2005

**Joe Dean --** (F, 1949-52), LSU Athletic Director, inducted 1985

**Kenny Higgs --** (G, 1974-78); All-SEC, 1976-78, inducted 2011

**Jerry Reynolds --** (F, 1982-85, All-SEC 1984, 1985), inducted 2003

**Durand "Rudy" Macklin --** (F, 1976-78; 1979-81, member 1981 Final Four team, school's all-time leading rebounder), inducted 1987.

**Dick Maile --** (F, 1962-65), inducted 2005

**Pete Maravich --** (G, 1967-70, three-time All-American, Division I all-time scorer), inducted in 1977.

**Leonard Mitchell --** (F, 1981-84, Member 1981 Final Four Team), inducted 2000

**Shaquille O'Neal --** (C, 1989-92, two-time All-American, National Player of the Year, 1991), inducted 1998.

**Bob Pettit --** (C, 1951-54, two-time All-American, 1953 Final Four member, 10-time NBA All-Star), inducted in 1976, charter inductee

**Harry Rabenhorst --** (Coach, 1925-42, '45-57, 1935 national champions, 1953 Final Four), inducted in 1979.

**Don Redden --** (F, 1982-86, member 1986 Final Four team), inducted 1993

**Roger Sigler --** (F, 1953-57, All-SEC 1956, '57), inducted 1999

**Collis Temple, Jr. --** (F, 1971-74), inducted 1995

**Malcolm "Sparky" Wade --** (G, 1932-35, member 1935 national champions, first LSU All-American), inducted 1977

## LABC Mr. Basketball Award

Given annually by the LABC to someone who has made a significant contribution to basketball in the state of Louisiana.

**Joe Dean --** inaugural recipient in 1975

**Bob Pettit --** recipient in 1976

**Dale Brown --** recipient in 1988

**Shaquille O'Neal --** recipient in 2000, L.A. Lakers

## LABC Don Landry Award

Named in honor of the founder and first president of the LABC, given to someone who has rendered distinguished service and made a significant contribution to the LABC.

**Dale Brown --** inaugural recipient in 1998.

## LABC Bob Pettit Award

Given to the professional player of the year from Louisiana.

**Shaquille O'Neal --** recipient in 1994, 1995, Orlando Magic

**Shaquille O'Neal --** recipient in 2000, 2001, 2002, 2004 L.A. Lakers

**Shaquille O'Neal --** recipient in 2005, 2006, 2007 Miami Heat.

**Marcus Thornton --** recipient in 2010 New Orleans Hornets.

## LABC Tommy Joe Eagles Memorial Award

Given to the college coach of the year in Louisiana

**Dale Brown --** recipient in 1979, 1981, 1986, 1987

**John Brady --** recipient in 2000, 2003, 2006

**Trent Johnson --** recipient in 2009



LSU Coach Trent Johnson presented the 2009 Pete Maravich Award as the state's top college player to Tiger guard Marcus Thornton.

## LABC Pete Maravich Memorial Award

Given to the college player of the year in Louisiana

- Durand "Rudy" Macklin** -- recipient 1981
- Don Redden** -- recipient 1986
- Nikita Wilson** -- recipient 1987
- Chris Jackson** -- recipient 1989, 1990
- Shaquille O'Neal** -- recipient 1991, 1992
- Stromile Swift** -- recipient 2000
- Ronald Dupree** -- recipient 2003
- Brandon Bass** -- recipient 2005
- Glen Davis** -- recipient 2006, 2007
- Marcus Thornton** -- recipient 2009
- Tasmin Mitchell** -- recipient 2010

## James J. Corbett Memorial Award

Presented annual by the New Orleans Mid-Winter Sports Association to Louisiana's most outstanding athlete.

- Pete Maravich** -- honored in 1970
- Chris Jackson** -- honored in 1990
- Shaquille O'Neal** -- honored in 1992, 1993

## LSU Team of the Brown Era

During the final year of Dale Brown's coaching career, fans were asked to vote for their favorite players in the 1970s, 1980s and 1990s. Of the 30-players selected, a panel of local and regional media along with past and present LSU administrators selected an all-time team by position encompassing Brown's 25-year tenure (1972-97):

### FIRST TEAM

- Center** -- **Shaquille O'Neal** -- Lettered 1989-92; 1991, 1992 All-American
- Forward** -- **Durand "Rudy" Macklin** -- Lettered 1976-78; 1979-81; 1981 NCAA Final Four, 1981 All-American
- Forward** -- **Ricky Blanton** -- Lettered 1984-86; 1987-89; Member 1986 NCAA Final Four team.
- Guard** -- **Ethan Martin** -- Lettered 1977-81; Member of 1981 Final Four team; Second all-time in career assists.
- Guard** -- **Chris Jackson** -- Lettered 1988-90; 1989-90 All-American



LSU forward Glen Davis accepts his second Pete Maravich Award as the state's top college player in 2007 from his coach, John Brady.

### SECOND TEAM

- Center** -- **Greg Cook** -- Lettered 1976-77; 1978-81
- Forward** -- **Leonard Mitchell** -- Lettered 1980-84
- Forward** -- **Don Redden** -- Lettered 1982-86
- Forward/Guard** -- **Howard Carter** -- Lettered 1979-83
- Guard** -- **Kenny Higgs** -- Lettered 1974-78
- Guard** -- **Derrick Taylor** -- Lettered 1981-82; 1983-86

## SEC Living Legends

Past LSU basketball players and coaches honored each year at the SEC Basketball Tournament.

- 1999** -- **Bob Pettit**
- 2000** -- **Durand Macklin**
- 2001** -- **Joe Dean**
- 2002** -- **Ricky Blanton**
- 2003** -- **Pete Maravich**
- 2004** -- **Dale Brown**
- 2005** -- **Bobby Lowther**
- 2006** -- **Collis Temple, Jr.**
- 2007** -- **Dick Maile**
- 2008** -- **Frank Brian**
- 2009** -- **Ethan Martin**
- 2010** -- **Ned Clark**
- 2011** -- **Howard Carter**



# Dr. John V. Lombardi

President, Louisiana State University System



Dr. John V. Lombardi is the fifth individual to serve as the President of the Louisiana State University System. As its Chief Executive Officer, Dr. Lombardi oversees 11 institutions, including five academic campuses, as well as 10 public hospitals located throughout the state. He is also a Professor of History at Louisiana State University and Agricultural and Mechanical College.

Dr. Lombardi was born in Los Angeles, California and attended Pomona College where he earned his bachelor's degree. He received his M.A. and Ph.D. degrees in history from Columbia University. He joined the faculty in the Department of History at Indiana University, where he later served as Dean of International Programs and Dean of the College of Arts and Sciences. In 1987, he became Provost and Vice President for Academic Affairs at the Johns Hopkins University. From 1990-1999, Dr. Lombardi was President of the University of Florida. Prior to his appointment as President of the LSU System, he served as Chancellor of the University of Massachusetts Amherst.

He is a Latin American historian, with a special interest in Venezuela. Dr. Lombardi is also one of the country's foremost authorities in higher education, serving as Co-Editor of The Top American Research Universities. He is the author of numerous professional publications, and along with his wife, Cathryn, co-authored a teaching atlas on Latin American History. He has taught courses in history, intercollegiate sports, and university management.



Dr. John Lombardi with Mike the Tiger at the 2009 LSU Athletics Hall of Fame ceremony.

## LSU Board of Supervisors



**Ronald Anderson**  
Baton Rouge, La.  
District 6



**Dr. Jack A. Andonie**  
Metairie, La.  
District 1



**R. Blake Chatelain**  
Alexandria, La.  
Chairman  
District 5



**Garret "Hank" Danos**  
Larose, La.  
District 3



**J. Stephen Perry**  
New Orleans, La.  
District 2



**Tony Falterman**  
Napoleonville, La.  
District 3



**Dr. John George**  
Shreveport, La.  
District 4



**Stanley J. Jacobs**  
New Orleans, La.  
District 1



**Alvin Kimble**  
Baton Rouge, La.  
District 6



**Raymond Lasseigne**  
Bossier City, La.  
District 4



**Laura A. Leach**  
Lake Charles, La.  
District 7



**James Moore**  
Monroe, La.  
District 5



**Ben W. Mount**  
Lake Charles, La.  
Chairman  
District 7



**Rod West**  
New Orleans, La.  
District 2



**Robert Yarborough**  
Baton Rouge, La.  
Member-at-large



**Ryan Perkins**  
Shreveport, La.  
Student Representative





## Dr. Michael V. Martin

Chancellor, LSU



Dr. Michael V. Martin assumed the chancellorship of Louisiana State University and A&M College on August 1, 2008. Prior to his appointment as LSU's eighth chancellor, Dr. Martin established a distinguished career in higher education, serving most recently as president of New Mexico State University.

Before arriving at NMSU in 2004, Dr. Martin served for six years as vice president for agriculture and natural resources at the University of Florida, leading the university's Institute of Food and Agricultural Sciences. He was elevated to senior vice president of the University of Florida shortly before being selected as NMSU's president. Previously, he was vice president for agricultural policy and the dean of the College of Agricultural, Food and Environmental Sciences at the University of Minnesota. He began his academic career at Oregon State University as a faculty member in the Department of Agricultural and Resource Economics.

An academic leader dedicated to the land-grant mission, Dr. Martin is recognized as a strong voice for higher education. In 2007, he received the Justin Smith Morrill Memorial Award, named after the author of the bill creating land-grant universities, which honors outstanding service on behalf of the land-grant mission. Only six individuals have been designated to receive this award since it was first given in 1980. For his leadership in improving the quality of life for New Mexico citizens and future generations, he was awarded the 2008 Distinguished Leadership Award by Leadership New Mexico.

Other recent awards include his recognition as a powerbroker by The New Mexico Business Weekly in 2006, being named Outstanding Alumnus of Minnesota State University Mankato in 2006, and receiving the NMSU Social Justice Award in 2005.

Dr. Martin is involved in a wide array of professional and community organizations and activities.

An active scholar, Dr. Martin has authored numerous book chapters and articles for academic journals, trade publications, and the popular press and recently published pieces for The Chronicle of Higher Education and University Business.

Some of his philosophy is summed up in the following quote: "It is the tradition of land-grant universities to be non-traditional," written as part of a 2001 article titled "The Land-Grant University in the 21st Century," published in the Journal of Agricultural and Applied Economics. He traced the history of the land-grant movement from the mid-1800s and concluded that "the fundamental land-grant principles of accessibility, practical as well as classical education, research and discovery in the



Dr. Michael V. Martin at Shaquille O'Neal's golf tournament in Sept. 2010

public interest, and connectedness to all the people remain powerful and profound."

A native of Crosby, Minn., Dr. Martin earned a bachelor's degree in business and economics and a master's degree in economics at Mankato State College (Minnesota State University) in Minnesota. He received his Ph.D. in applied economics from the University of Minnesota in 1977.

Dr. Martin and his wife, Jan, have two children, both adopted from South Korea. Amanda, a graduate of the University of Wisconsin-Eau Claire, is a graphic artist in Saint Paul, Minn. Sam, who holds a bachelor's degree from the University of Minnesota and a master's from Sarah Lawrence College, is a genetics counselor at Beth Israel Hospital in New York City.



## Dydia DeLyser

Faculty Athletics Representative

Dydia DeLyser, an associate professor in the Department of Geography and Anthropology, serves in her fifth year as LSU's Faculty Athletics Representative.

DeLyser, a native of Santa Monica, Calif., earned her bachelor's degree in 1992 from UCLA, and her master's and doctoral degrees from Syracuse University (in 1996 and 1998).

DeLyser arrived at LSU in August 1998 as an Instructor before becoming an assistant professor one year later. She was promoted to associate professor with tenure in August 2005.

DeLyser is a cultural-historical geographer. Her research has been both ethnographic and historical, and most of it questions how different built landscapes can help make the past meaningful in the present.

Much of her published research has focused on two different studies. One was a many-year ethnographic study of a ghost town in California (Bodie State Historic Park) where she examined how images and ideas about the American mythic West became meaningful to the tourists who visited the town. The second was an historical study that examined a 19th century novel (Ramona) and how it

changed the way people understood (and still understand) southern California's past.

Her current research concerns early women aviators and how they used their practices of flying to advance feminism in the post-suffrage era.

DeLyser teaches graduate courses in cultural geography, qualitative research, and academic and professional writing. She has also taught undergraduate courses in cultural, and urban geography, and an introductory world-regional geography course.

DeLyser is a first-generation American -- her parents were Dutch immigrants and English is her second language. She also has language abilities in Russian and Spanish.

DeLyser's hobbies include driving/riding antique cars and motorcycles. She is also a licensed pilot and co-owns a Citabria, which is a two-place aerobatic airplane.



## Joe Alleva

LSU Vice Chancellor/Director of Athletics



Joe Alleva continues to bring unprecedented national recognition to LSU as Vice Chancellor and Director of Athletics. Under Alleva's leadership, LSU enjoys one of the country's premier athletics programs with success on and off the field of competition. Now in his fourth season at LSU, Alleva is dedicated to athletic and academic excellence, and is committed to providing the opportunities and the resources necessary for student-athletes to excel in competition, in the classroom and in the community.

Alleva joined the LSU family on April 4, 2008 after a highly successful tenure as director of athletics at Duke University for 10 years. Alleva's role at LSU was further expanded in August of 2009 when vice chancellor was added to his title by the LSU Board of Supervisors. It is the first time in school history that the director of athletics has also held a vice chancellor position.

Alleva was recently appointed to a five-year term on the prestigious NCAA Men's Basketball Committee, reinforcing his position as one of the most respected athletic administrators in the country.

Upon his arrival at LSU, Alleva unveiled a strategic master plan for the LSU athletics program -- "LSU: Thru and True" -- to ensure the advancement and future of LSU Athletics as an exemplary program. The central mission of the plan is to create an environment for student-athletes to reach their ultimate potential, prepare them to be champions in life and to set out goals and values for the entire athletics program.

Alleva's vision for LSU athletics facilities includes plans to enhance the appearance of Tiger Stadium and transform the North Stadium Drive corridor into a showplace for the university. Under his direction, LSU's world-renowned track and field program received a state-of-the-art running surface last year when a new track was installed in Bernie Moore Stadium. Extensive renovations to the Tiger soccer facility will be completed this fall, and future plans include a new gymnastics practice facility, a tennis complex, and renovations to the Maravich Center and field house.

Alleva directed a major renovation to the University Club golf course that was completed in September 2010 and allows the LSU men's and women's golf teams to compete on one of the most challenging courses in the country. The renovated course helped prepare Tiger golfers John Peterson and Austin Ernst, respectively, to win 2011 NCAA men's and women's individual championships, marking the first time both titles were claimed by players from the same school. The Lady Tiger golfers were third in the final team standings, marking the highest finish in LSU history.

LSU Athletics completed another highly successful year in 2010-11, highlighted by a Fighting Tiger football squad that posted an 11-2 mark -- including a Cotton Bowl victory -- and finished the season ranked No. 8 in the nation. The 2010-11 athletic year also featured Top 5 national finishes both indoors and outdoors by the men's and women's track and field teams.

In 2008-09, all 20 LSU sports competed in NCAA postseason play for the first time in school history and the Tiger baseball team won



the national championship. This past year LSU ranked second among Southeastern Conference teams in the Learfield Director's Cup All-Sports standings and finished in the Top 20 for the sixth year in a row.

Alleva ensures that the Cox Communications Academic Center for Student-Athletes is a first-class facility that provides student-athletes the resources necessary for success in the classroom and personal development. The facility was recently enhanced by the addition of a media training center that gives student-athletes valuable assistance in improving their communications skills. And with a strong emphasis on community service and outreach programs, the implementation under Alleva's direction of the "Geaux Givers" program fosters a relationship between the local community and LSU student-athletes, who regularly participate in philanthropic events.

In addition, Alleva has bolstered the department's L-Club program to reach out and connect with former student-athletes.

Alleva oversees a staff of outstanding coaches and he made two critical additions to LSU's coaching staff in the off-season. He lured the dynamic Nikki Caldwell to LSU to coach the Lady Tiger basketball team and then hired Beth Torina to direct the Tiger softball program, bringing a new wealth of knowledge and passion to the LSU women's sports program.

Alleva is an innovator with bold ideas that benefit not only LSU but all of Greater Baton Rouge. He has been instrumental in the planning of the Bayou Country Superfest, a two-day country music concert and festival held in Tiger Stadium each spring. The event attracts nearly 100,000 visitors to the LSU campus and makes a tremendous economic impact upon the local community.

Alleva has served on numerous national committees throughout his career including the Football Bowl Certification Committee, the NCAA Division I Championships/Competition Cabinet and several Southeastern Conference and Atlantic Coast Conference committees.

He became director of athletics at Duke in 1998 and his impressive tenure there propelled the university into the ranks of America's top all-around collegiate programs. Among his outstanding list of accomplishments includes the greatest 10-year period in Duke Athletics, winning more ACC and NCAA championships than in any other decade in school history.

Alleva, whose hometown is Suffern, N.Y., majored in Finance at Lehigh University and received his bachelor's degree in 1975. While at Lehigh, Alleva was the quarterback of the football team and team captain in 1974. Alleva also played on the Lehigh baseball team. He served as a graduate assistant football coach and earned an MBA in 1976.

While at Duke, Alleva played a key role in Durham's community sports scene. He started Little League Baseball in Durham over 20 years ago, and also began the American Legion baseball program.

He is a member of the North Carolina American Legion Hall of Fame, Suffern High School Hall of Fame and the Rockland County Hall of Fame.

Alleva and his wife, Annie, have three children, J.D., Jeff, and Jenny.



### Verge Ausberry

Senior Associate AD/Operations

A former LSU football standout, Verge Ausberry joined the athletics administrative staff in August 2001 as the Associate Athletics Director for Operations. He was appointed to the position of Senior Associate Athletics Director in May 2006.

Ausberry supervises and is responsible for football operations, football scheduling and new projects. He also oversees the LSU men's and women's track and field programs, the equipment staff, the strength and conditioning staff, the Dr. Martin Broussard training room, the video department and football game management.

Ausberry, from New Iberia, La., played inside linebacker for the Tigers, lettering in 1986-89. He was part of two SEC championship teams, playing on teams that went to four bowl games.

Before joining the LSU athletic administration, he was very closely involved in the athletic program, first serving for almost seven years as a member of LSU's highly regarded Academic Center for Athletes.

After leaving the Academic Center, he moved in July 1999 to the Tiger Athletic Foundation staff as part of LSU's fundraising arm.

Ausberry received his Bachelor of Science degree in education in May of 1990, his Master of Education degree in administration, supervision and certification in child welfare in May of 1992 and his specialist in higher education administration in 2004. He is presently a doctoral candidate in higher education administration at LSU. He is married to the former Cheri Morial of New Orleans and they have two boys, Austin and Jaiden.



### Eddie Nuñez

Senior Associate AD/Internal Operations

Eddie Nuñez joined the Athletics Department in October 2003 as the Director of Game and Event Management and was promoted to Associate Athletics Director for Operations and Project Development in June of 2007 and Senior Associate Athletic Director in 2009.

Nuñez's responsibilities include supervision of the men's basketball program, men's tennis program and the women's tennis program. He also supervises the Event Management department as well as directs all capital projects for the athletic department. Under his guidance, the athletic department has experienced over \$200 million dollars in renovations and construction of athletic facility projects. Most recently this included the renovations of Bernie Moore Track, the construction of the new baseball and softball stadiums, the LSU SportShop and the new Basketball Practice Facility. He was responsible for the negotiations of a \$9.0 million dollar contract with Daktronics to replace and enhance all Video boards throughout all LSU Athletic Facilities as well as the implementation of the seat back leasing program in Tiger Stadium.

Nuñez was the Athletic Department's liaison with the Tiger Athletic Foundation and oversees all project development as well as assist in fundraising/development. As the Liaison for TAF, he oversaw the construction of the addition of the Stadium Club in Tiger Stadium and the new football operations center and also represents the athletics department on various University and community committees.

Nuñez came to LSU after two years as the Director of Game and Event Management at Vanderbilt University. At Vanderbilt, along with directing the Game and Event Management department, he also assisted in construction of a New Soccer/ Lacrosse Stadium, a New Basketball Practice Facility and a New Baseball stadium as well as the renovation of several other facilities including renovation of their track facility. Prior to that, Nuñez served as men's basketball administrative assistant at Marquette University for one year and two years as men's basketball graduate assistant and head equipment manager for coach Billy Donovan at the University of Florida. He also played two seasons on the Florida basketball team in 1997 and 1998.

The native of Miami, Fla., received his associate degree in arts and architecture from Miami-Dade Community College in 1995, his bachelor's in sports management from the University of Florida in 1998 and his masters in sports administration from Florida in 2000. He is married to the former Jane Hess and the couple has two daughters, Elizabeth Kendall Nuñez (2) and Anna Caldwell Nuñez.



### Mark Ewing

Senior Associate AD/Business

Mark Ewing, a 27-year employee of Louisiana State University, joined the Athletics Department in January 2001, and serves as the department's Senior Associate Athletics Director for Business.

Ewing is responsible for the athletic business operations including budget, travel, personnel and purchasing as well as responsibility for concession operations. He also handles financial forecasting and management of facility maintenance operations.

Ewing came to athletics from LSU's Office of Budget and Planning. He served as LSU's Budget Director overseeing the development and management of the university's \$360 million operating budget.

Prior to his service at LSU, he was employed by Cajun Electric Power Cooperative where he managed accounting for the company's \$2 billion plus construction division.

Ewing, who is a native of Pointe Coupee Parish, received a bachelor's degree in finance from LSU in 1978 and a master's degree in public administration from LSU in 1995.

Ewing and his wife, Gail, have three daughters, Andrea, Arleen and Molly Sue.



### Herb Vincent

Associate Vice-Chancellor for University Relations

Senior Associate AD/External Affairs

Herb Vincent serves in the dual position of Senior Associate Athletic Director for External Affairs in the athletic department and Associate Vice Chancellor for University Relations. He was appointed Senior Associate AD in May of 2006 and assumed the additional duties of oversight of University Relations in August of 2009.

Vincent manages communications and serves as the primary public relations officer for the University and all its entities. In his role in athletics, he supervises the sports information office and marketing and promotions office, serves as the primary liaison with LSU Sports Properties, and is the department administrator for the sport of baseball.

Vincent was the LSU sports information director from July 1988 to July 2000. During that time he was named Assistant AD in November of 1989, and then was elevated to Associate AD for Communications in 1992.

In August of 2000 Vincent became Vice President for Communications for the College Sports Southeast regional cable network, headquartered in Birmingham, Ala., before returning to LSU in 2002.

He earned a bachelor's degree in journalism from LSU in 1983 and worked as a student assistant in the sports information office directed by CoSIDA Hall of Famer Paul Manasseh during his undergraduate years.

After graduating from LSU, Vincent spent the 1984 season as assistant public relations director for the United States Football League's New Orleans Breakers. In 1985, he was assistant PR director for the USFL's Los Angeles Express and was promoted during the season to the public relations staff's top position.

Vincent also served one year as assistant SID and publications director at Louisiana-Lafayette and two years as assistant director of public relations for the Southeastern Conference prior to joining LSU in 1988.

Vincent is the author of a book on the history of LSU football, "The LSU Football Vault." He is married to the former Jamey Cavacini of Versailles, Ky., and they have one daughter, Kennedy.





## Bo Bahnsen

Senior Associate AD/Compliance and Planning

Returning in 2009 to serve the department in the Compliance Office, Bahnsen is once again proving to be a very versatile member of the athletic department.

Before moving back to Compliance, Bahnsen served the previous five years, in a valuable role as Associate Athletics Director for Internal Relations, overseeing the ticket office and all customer service operations.

Bahnsen oversees the Pete Maravich Assembly Center and game management for all sports except football.

Prior to December of 2003, Bahnsen's primary responsibility for the previous 14 years was to serve as LSU's NCAA compliance officer.

Bahnsen served as manager of the LSU basketball team as an undergraduate at LSU. In 1982, he became the administrative assistant for the men's basketball team, where he worked for five years before moving into athletics administration as director of purchasing and travel for two years.

In July 1987, he became administrative assistant to Athletics Director Joe Dean, overseeing the purchasing office and departmental travel operations until his promotion in 1989. In 1989, he was assigned his primary responsibility as NCAA compliance officer as assistant athletics director, and then was promoted to associate AD in 1996.

Bahnsen has been responsible for overseeing the successful implementation of LSU's Tradition Fund Program, a football-seating plan that requires contributions for the right to purchase approximately 45,000 seats in Tiger Stadium. In 2009, he helped organize the highly successful LSU celebration of the 100th anniversary of the Men's Basketball Program.

A native of Wharton, Texas, Bahnsen attended Wharton County Junior College for two years before transferring to LSU in 1979. He earned his Bachelor of Science degree in physical education.

Bahnsen, 51, is married to the former Karen Mayson, a former LSU golfer and current head coach of the Lady Tigers golf program. The couple has two children, Darren and Devin.



## Miriam Segar

Senior Associate AD/Senior Woman Administrator

Former LSU women's basketball player Miriam Segar has been a part of the athletics administration since June of 1995 and was most recently named Senior Associate AD and the department's Senior Woman Administrator after having served as Associate Athletics Director for Student Services since April 2007. She had served as Assistant Athletics Director since 2004.

As LSU's Senior Woman Administrator, Segar's responsibilities include oversight of the highly successful Tiger Olympic Sports program including 17 men's and women's sports. Segar began her administrative career at LSU as the compliance coordinator where she served for three years. Following that, in 1998, Segar was named the director of the CHAMPS/Life Skills Program where she worked until 2001 when she became the Director of Student Services.

While working with CHAMPS/Life Skills, Segar guided the program to the Division I Athletic Directors Program of Excellence Award in 2001.

Prior to returning to her alma mater, Segar spent one year at the SEC office as the championships assistant and the officiating assistant, assisting in the management of all SEC championships and tournaments and the coordination of women's basketball officials.

Segar, the 2006 Athletic Department Female Alumnus of the Year, was a three-year captain for the Lady Tigers basketball team and received four letters from 1990 to 1994. She earned the 1994 NCAA Post-graduate Scholarship and was a member of the 1994 NCAA All-Academic team.

Segar and her husband Jamie have four children -- Grant, Reid, Maggie and Hayes.



## Ronnie Haliburton

Senior Associate AD/Athletic Facility Management

Ronnie Haliburton, who served as director of facility services in the LSU Athletics Department for three years, was promoted to Associate Athletics Director for Athletic Facility Management in March 2007.

Haliburton came to the athletics department in December of 2003 from LSU's facility maintenance department, where he served as manager for five years. He was responsible for the overall management of custodial operations, special events crews, stock room inventory and equipment repair.

Haliburton played as a tight end for the LSU football team from 1986-89, and was a member of two Southeastern Conference championship teams. He later played for the Denver Broncos for three years.

He first joined LSU in an administrative capacity in 1994 as resident assistant of Broussard Hall, then the school's athletic dormitory, before moving to the weight room as a student assistant strength coach.

Haliburton became a resident manager in 1996 before being named coordinator of residence life later that year. In 1998, he became Manager of Facility Maintenance at LSU.



## Brian Broussard

Assistant AD/Director of Ticket Operations

A 14-year veteran of the Athletics Department, including 10 years as ticket manager, Brian Broussard was promoted to Assistant Athletics Director for Ticket Operations in July 2007.

Broussard is responsible for revenue in excess of \$40 million, which includes the management of ticket and parking sales and renewals for all sports, as well as Tradition Fund donations for football and baseball. Additionally, he assists Mark Ewing with the

Tiger Gift Center and Tiger Concessions.

Broussard began at LSU in August 1996 as an assistant ticket manager responsible for men's basketball sales and the day-to-day operations of ticket office. In March 2000, he was promoted to ticket manager, becoming responsible for the ticketing in all sports.

Prior to joining the LSU staff, Broussard was the ticket manager at Northwestern State in 1996. He worked as a promotions assistant at the University of Miami in 1995 and was the gameday club manager for the New Orleans Saints in 1994.

The Gretna native earned his bachelor's degree in political science from LSU in 1993. He is married to the former Aimee Hodges of Alexandria.



Michael Bonnette



Bill Franques



Kent Lowe



Matt Dunaway



Bill Martin



Will Stafford



Jake Terry



Steve Franz



Jason Feirman



Krystal Bennett



Courtney Wilburn



Pam LeBlanc

## Michael Bonnette

Associate Athletic Director/Sports Information

Michael Bonnette enters his 12th year as LSU's Sports Information Director and fifth as an Associate Athletic Director after being promoted to his current position in April of 2007. Bonnette was originally elevated to Sports Information Director in August of 2000 and then promoted to Assistant Athletic Director in July of 2004.

As Sports Information Director, Bonnette serves as the chief contact for LSU's nationally-ranked football team as well as overseeing all publicity activities for the 20 sports sponsored by the Athletic Department.

The 41-year-old Bonnette, who served as an Associate Sports Information Director for seven years, is in his 18th year with the LSU Athletic Department.

The Lake Charles, La., native has been around the sports media relations profession his entire life as he is the son of longtime McNeese State Sports Information Director Louis Bonnette, who was inducted into the CoSIDA Hall of Fame in June of 2009. His brother Matthew Bonnette is the Assistant Sports Information Director at Northwestern State University in Natchitoches.

Bonnette, who is a 1993 graduate of LSU, is past president of SIDA for the Southeastern Conference and is currently the vice-president for SIDs for the Louisiana Sports Writers Association. He is married to the former Robin Arnaud of Opelousas, La., and the couple has three sons, Peyton (13), Grant (12) and Max (6).

## Bill Franques

Senior Associate SID

Bill Franques works as the baseball program's media relations director, and he serves as managing editor of LSU's football, men's basketball and baseball GAMEDAY publications.

The LSU baseball media guide, written and edited by Franques, has twice been named best in the nation by the College Sports Information Directors of America. His baseball brochures have finished among the top six in the nation in 13 of the past 18 seasons, including his 2009 guide which was the nation's winner for best cover.

Franques is the Alex Box Stadium public address announcer, and he is the color analyst on LSU Sports Radio Network broadcasts of baseball road games. In addition, he is the producer and co-host of LSU Tiger Tracks, a weekly television program featuring LSU sports personalities.

Franques also worked from 1997-2000 as the LSU baseball administrative assistant. His duties included coordinating team and recruiting travel, organizing fund-raising events and booster club meetings, and overseeing office operations.

Franques received a Bachelor of Arts degree from LSU in 1985. The Lafayette, La., native is married to the former Yvette Lemoine of Bunkie, La., and they have three children -- William Paul, Jr. (10), Benjamin Lewis (9) and Madeline Lemoine (6).

## Kent Lowe

Senior Associate SID

A member of the LSU Sports Information staff since August 1988, Kent Lowe was appointed senior associate SID in August 2000. He serves as the primary media contact for the LSU men's basketball team and women's golf team.

His voice is also well known as the color analyst on softball broadcasts on the LSU Sports Radio Network and for the past 18 years has written an award-winning bowling column for The (Baton Rouge) Advocate.

Lowe, 53, came to LSU from Louisiana Downs where he served as publicity director for the Bossier City, La., racetrack.

Lowe is a member of CoSIDA, which voted his 2010 men's

basketball media guide "Best in the Nation," his 2010 women's golf guide third overall and his 2009 100th anniversary men's basketball guide fifth in the nation. He is a member of CoSIDA's prestigious Academic All-American committee as well. Lowe is also a past president and current treasurer of the Louisiana Sports Writers Association.

Lowe, a native of Shreveport, is a 1979 graduate from LSU-Shreveport. He earned his masters' degree at LSU in 1982.

## Matt Dunaway

Associate SID

Matt Dunaway moves into his third season as an associate sports information director where he serves as the primary media relations contact for LSU's softball and volleyball programs in addition to promoting Tiger athletics community service efforts.

Dunaway, 29, has had the opportunity to publicize a trio All-Americans, Brittnee Cooper [volleyball] along with Brittany Mack and Kirsten Shortridge [softball], while at LSU. He also fills in as the color analyst for softball road broadcasts on the LSU Sports Radio Network.

Dunaway comes to LSU from Rice where he promoted the Owls' women's basketball and tennis teams in addition to sharing secondary football duties. Prior to Rice, Dunaway spent two years across town as a sports information assistant at the University of Houston as primary contact for the Cougars' softball, volleyball and tennis programs.

Dunaway graduated from UCF in May 2005 with a BA in broadcast journalism from the Nicholson School of Communication. He was a student assistant in the sports information office and held sports director duties for the student chapter of the UCF ISP Sports Network responsible for broadcasting Golden Knight volleyball, women's basketball, softball and baseball.

Dunaway is a member of CoSIDA, the Louisiana Sports Writers Association and lives in Baton Rouge.

## Bill Martin

Associate SID

Bill Martin enters his fourth year as associate SID where he handles all publicity for the LSU women's basketball program. He also serves as the top media relations assistant for the Tigers' football team.

Martin, 28, returned to his alma mater after working as an intern in the University of Florida sports communications office from January to May 2008.

Martin handled all sports information duties for the Gators' prominent men's and women's golf programs while also working closely with men's basketball and football.

Prior to his stint at Florida, Martin served as a student intern in the LSU Sports Information office from August 2001 until December 2007. He handled all publicity for the swimming and diving program. Martin also served as the secondary SID for the LSU baseball team and a student assistant for the Tigers' football team from 2003-07.

Martin graduated from LSU with a bachelor of general studies degree in December 2007. The Lake Charles, La., native is a 2001 graduate of Barbe High School.

## Will Stafford

Associate SID

Will Stafford enters his fourth year as a member of the LSU Sports Information staff as he serves as associate SID in charge of the national champion men's and women's track and field programs, as well as the men's golf and women's soccer programs.

Stafford is a native of Franklinton, La., and a 2006

graduate of LSU's Manship School of Mass Communication with a Bachelor of Arts degree in journalism.

Prior to receiving a full-time position at LSU, Stafford served as a graduate assistant with the sports information staff for two years while completing a master's degree in sport management in the summer of 2008. In addition, he served as a student assistant at LSU for three years from 2003-06.

Stafford's media guides have been judged in the top five in the country on seven occasions by the College Sports Information Directors of America. This includes the fifth-ranked men's track and field guide in 2007; the third-ranked men's golf, fourth-ranked women's soccer and fourth-ranked women's track and field guides in 2008; the second-ranked men's golf and third-ranked women's track and field guides in 2009; and the second-ranked track and field guide in 2011.

In addition, three of Stafford's media guides have received the "Best Cover" honor as the nation's top design, including track and field in 2007 and 2009 and men's golf in 2009.

## Jake Terry

Associate SID

Jake Terry begins his second year as Associate SID where he serves as coordinator of social and new media, handles all publicity for the LSU gymnastics team and assists with the football team.

Terry earned his master's degree in sport management at LSU in 2010 after receiving a Bachelor of Arts degree in broadcasting journalism from LSU's Manship School of Mass Communication in 2008.

Terry served as a graduate assistant for two years at LSU when he handled responsibilities for gymnastics. During his time as a student he worked as an SID for women's tennis and also served briefly as interim SID for softball, volleyball and women's basketball.

Terry, 25, is a Baton Rouge native and is married to the former Allison Stuckey.

## Steve Franz

Photography Coordinator

Steve Franz, LSU's staff photographer, joined the LSU athletics department in July of 1998 after being around the Tiger sports scene for years.

Prior to joining LSU athletics, the New Orleans native served as photographer for the independent Tiger Rag magazine for five years. Franz was also a photographer for United Press International covering some of the area's major political events, Presidential visits, the New Orleans Saints and the NCAA men's and women's Final Fours in New Orleans.

Franz, 41, has had his pictures published in several national magazines, including Sports Illustrated and The Sporting News. He is a 1993 graduate of LSU.

## Jason Feirman

Publications Director

Jason Feirman is in his 11th year as the director of the LSU Athletics publications office. His responsibilities include the production design of media guides, game programs, posters, schedule cards, social media websites, advertising campaigns and various other projects for all 20 varsity sports. Feirman also oversees the design of outdoor signage on LSU Athletics facilities.

Feirman has coordinated over 75 media guides and game programs that have finished among the best in the nation of the annual CoSIDA publications contest. His media guides have won "Best in the Nation" by CoSIDA three times, 2002-03 and 2007-08 women's basketball guides and the 2009-10 men's basketball guide. In 2008 his football game program was voted

"Best Cover". In 2010 his football poster was voted "Best in the Nation". In 2004-05 his men's basketball advertising campaign was awarded a Gold ADDY.

Feirman, 33, received a Bachelor of Arts degree from LSU in December of 2000. The Metairie, La. native, is married to the former Rachael Click, and they have two children, Cooper (3) and Ella who was born November 18, 2010.

## Krystal Bennett

Graphic Design Coordinator

Krystal Bennett is in her sixth year as graphic design coordinator for the LSU Athletics publications office. Her responsibilities include assisting in the design and production of all publications for the athletics department as well as being the primary graphic designer for the Tiger Athletic Foundation.

Bennett, 27, worked as a student assistant in the LSU Athletics department for two years prior to earning her bachelor's degree in graphic design in May 2006. She has produced 22 media guides that have finished among the top five in the nation in the annual CoSIDA publications contest. Five of those guides have received "Best in the Nation" cover honors including the 2011 track and field media guide and the 2011 baseball guide. Both her baseball media guide and gymnastics guide finished second in the nation in 2008. More recently, her 2011 track and field guide finished second in the nation with the 2011 baseball guide finishing third.

She is a Houghton, La., native and a graduate of Houghton High School.

## Courtney Wilburn

Graphic Design Coordinator

Courtney Wilburn is in her fourth year as graphic design coordinator for the LSU Athletics publications office. Her responsibilities include assisting in the design and production of all publications for the athletics department.

Wilburn, 25, worked as a student designer for the LSU Office of Public Affairs prior to earning her bachelor's degree in LSU's Manship School of Mass Communication in May 2008. She has produced 13 media guides including the 2009-10 Softball Media guide, which finished first in the nation in the Sports Writers Association contest and third in the nation in the annual CoSIDA publications contest.

She is a Sulphur, La., native and a graduate of Sulphur High School.

## Pam LeBlanc

Administrative Assistant

### SID Students

Ashley Amoss  
Caroline Downer  
Melani Johnson  
Seth Medvin  
Jacob Most  
Jacie Scott

### Photography Students

Chris Parent  
Hilary Scheinuk  
Elizabeth Thompson

### Publications Students

Lacey Beauregard  
Corey Schneider

**CREDENTIAL AND ACCESS GUIDELINES**

LSU's goal is to disseminate information as widely, uniformly and fairly as possible using normally accepted media standards.

Media must meet the following guidelines in order to be granted credentials. Only media that meet the criteria and have approved the SEC Media Policy through the request of credentials on the LSU media site at [LSUsports.net/media](http://LSUsports.net/media) will be allowed to move forward on the credential site to request credentials and consideration for access to LSU Athletic events. No credential requests by media will be accepted by either email or phone, but must go through the credential site at [LSUsports.net/media](http://LSUsports.net/media).

Past coverage and attendance at football games, football media luncheons, men's and women's basketball games, media sessions and baseball and softball games in the past 12 months will be taken into consideration for granting of credentials during the 2011-12 athletic year.

The number of credentials issued is limited by available resources. Due to space and facility restrictions, access, seat assignments in the press area as well as court-side photographers will be made on a space available basis.

**GENERAL**

Each Bearer must be and hereby represents that he or she is acting on a specific assignment for an accredited media agency and has a legitimate working function in connection with the Event attended. The credential is not transferable and may be revoked at any time.

The rights and privileges granted to Bearer may be terminated if any term or condition for use of the Credential is breached. The unauthorized use of the Credential subjects the Bearer to ejection from the Event.

While within the Event venue, Bearer shall, at all times adhere to the policies in place for the Event, abide by and respect access limitations, and accept and follow directions provided by the SEC or SEC member institution(s) hosting the Event.

**PRINT**

Daily newspapers are eligible to apply for credentials and access to media opportunities. The granting and number of credentials will be based on newspapers' circulation on a space available basis.

Membership in the Louisiana Press Association or membership in the Louisiana Sports Writers Association may be used in determining access to credentials. Weekly newspapers based on requests will be limited to non-conference games if space exists.

Specialty publications that cover college basketball or sports in the host site of the two participating schools are eligible to be granted on a space available basis.

Student newspapers from the city of the two teams are able to apply for credentials on the basis of a maximum of two press row seats for dailies and one press row seat for weeklies.

**TELEVISION**

Television stations that have nightly news broadcasts that originate in the locale of the station that includes sports coverage are eligible to apply for credentials. All other stations will be filled on a space available basis.

Student television stations from the two participating schools are eligible to apply on a space available basis.

The Credential confers on a Bearer a limited non-exclusive and non-transferable license (with no right of sublicense) to use broadcast video feeds of the Event only for regularly scheduled television newscast aired only on television (but not on any form of television available or viewable on the internet, except for a single, non-archived only simulcast by Bearer) within the period expiring at midnight on the seventh day after the Event and NO video used for such purposes shall exceed three minutes. Bearer may not broadcast any video of game action that is broadcast live until the Event has been completed.

**RADIO**

National and regional networks are eligible to apply for credentials.

Radio stations that employ a full-time sports director or regularly airs sports news or locally-produced talk shows are eligible to apply for credentials. No talk show may have more than one credential and the maximum credentials a station may receive for a game, based on space availability, is two.

Unless short (10 to 30 second) live updates are allowed by the SEC or its member hosting the Event, radio stations that have not license right to the Event shall not broadcast any reports from the venue on a live basis or broadcast any live description of any Event while it is still in progress.

**INTERNET**

Internet sites of the home and visiting school (as determined by the Media Relations or Sports Information Director) are eligible to apply for credentials.

LSU's policy is to issue credentials only to those organizations whose primary purpose is to gather news and disseminating it and for which other commercial activities are ancillary.

Other internet sites must meet each of the following guidelines in addition to meeting the above criteria to be eligible to apply for credentials and access as determined on a space available basis.

- Web site must be a legal corporate entity.
- Web site must provide daily coverage of LSU or the visiting team with its own full-time staff of reporters, photographers and equipment.
- Web site must travel to and cover a majority of away games and all major post-season events.
- Web site must be accredited by the home university as working media.
- Web sites that sponsor message boards, message centers or chat room as their primary function where people are

allowed to post anonymous information will not be issued credentials.

- The maximum number of credentials that a web site may receive is two based on space available and the discretion of the media relations or sport information director.

**INTERNET USE – VIDEO AND AUDIO**

Upon execution of a separate agreement with terms and conditions governing the use thereof, Bearer will be afforded access to video and audio of broadcast Events for use on Bearer's official news website(s), at no premium or charge. Otherwise, except as specifically permitted herein (with respect to online, non-archived simulcasts), Bearer shall not post, place, distribute or make available video (or audio from broadcast feeds) of game action of any Event (including any Bearer Generated Video of game action of an Event) on or through the internet or any other new media distribution platform (i.e., any other platform other than print media or a form of television not available or viewable over the internet, except for non-archived simulcasts specifically permitted herein) including, without limitation, wireless handsets, podcasts, cell phones or PDAs.

**BLOGGING**

By acceptance and use of an LSU media credential, the holder agrees to the following conditions as established by LSU and the Southeastern Conference.

Blogging, including periodic updates of scores, statistics or other brief descriptions of the competition throughout the Event, is acceptable provided that the Bearer conforms to the blogging policies separately published by the SEC, as such policies may be revised from time-to-time. No Bearer may produce or disseminate in any form a real-time description or transmission of the Event in any manner that constitutes, or is intended to provide or is promoted or marketed as, a substitute for television or video coverage of such Event. Bearer agrees that the determination of whether a blog is a real-time description or transmission shall be made by the SEC in its reasonable discretion. If the SEC reasonably determines that a Bearer is producing a real-time description of the Event, the SEC reserves the right to pursue all available remedies against the Bearer and to revoke his Credential.

**UNAUTHORIZED USE OF CREDENTIALS**

Press credentials will be issued to working press only. Press credentials are not transferable and use by anyone other than members of the working media is unauthorized. Press credentials used in an unauthorized manner will be revoked immediately. News organizations allowing unauthorized individuals to use credentials will have their credentials revoked for the remainder of the year.

All press credentials remain the property of the LSU Athletics Department and must be returned on request.

## General Information on LSU Basketball Coverage

**ENTRANCE**

The media entrance to the Pete Maravich Assembly Center is through the Northeast Corridor of the Maravich Center. The press workroom is located in that corridor. Access to the press room is limited to those with working credentials. A pre-game meal will be served approximately one hour before tipoff in the area across from the press room in the Northeast Corridor.

**PARKING**

Media parking is located in lots near the Pete Maravich Assembly Center. Because of limited space, requests for parking should be made with credential requests. It should not be assumed that parking passes will be provided with all media credentials.

**SATELLITE TRUCKS**

Any outlet using a satellite truck must request satellite truck parking and must have the truck in place at least two hours prior to tipoff. All production and uplink trucks should contact Dreyfus Milstead, Director of the Maravich Center, 225-578-8205 regarding parking and Director of Television Kevin Wagner, 225-578-1797, regarding production truck power hookup.

**PHONE LINES**

Those writers wishing personal phone lines at press row or in the press room should

contact the AT&T Office in Baton Rouge (1-800-238-5501) with LSU Sports Information as the contact.

There are a minimum of four phone lines available for every game for writers in the press room.

**WIRELESS INTERNET ACCESS**

Wireless Internet access is available in the press room and on press row of the Maravich Center. For information on how to access please ask LSU Basketball SID Kent Lowe.

**HEAD COACH TRENT JOHNSON**

Coach Johnson will be available for phone and in-person interviews on most non-game weekdays during the season. Please coordinate all requests for personal interviews with Coach Johnson at least one day in advance through Kent Lowe in the LSU Sports Information Office at 225-578-8226.

Coach Johnson will, based on the game schedule, make comments at a media session in the practice facility media room two days prior to a game. The sessions will take place prior to the team's practice. He will also take part in the weekly SEC Teleconferences beginning in January. Contact the SEC Office for the phone number.

On the road, Coach Johnson will generally not be available once the team leaves Baton Rouge.

**PLAYERS**

LSU players will be available in the media sessions scheduled before practice two days prior to the game as the schedule permits. Special interviews should be requested 48 hours in advance through the LSU Sports Information Office.

Phone interviews will be handled on a case-by-case basis. NO players will be available for interviews on the road prior to the game.

The team apartments, locker room and team areas of the practice facility are off limits to media representatives at all times.

**POSTGAME**

LSU abides by Southeastern Conference policy regarding equal access to all members of the working media.

The LSU locker room is closed to all media after all games, home and away. Requested players will be brought to the practice facility media room for a group press conference after the 10-minute cooling off period. Coach Trent Johnson will come to the media room after conducting his post-game radio network locker room. On the road, media members can visit with Johnson outside the locker-room or in the home team's interview area if so requested.

**PRACTICES**

Practices are closed to the media for the 2011-12 season, with the exception of the first 30 minutes on days of media sessions.

**KEY PHONE NUMBERS**

**Sports Information: 225-578-8226**  
**Sports Information FAX: 225-578-1861**  
**Athletic Department: 225-334-4578**  
**LSU Sports Properties: 225-578-7169**  
**Athletic Ticket Office: 225-578-2184**  
**Radio: 225-578-1882**  
**Television: 225-578-1797**

The LSU Sports Information Office is located on the fifth floor of the LSU Athletic Administration Building in the west parking lot of Tiger Stadium.

**MAILING ADDRESS**

**LSU Sports Information**  
**LSU Athleti**  
**Baton Rouge, La. 70894-5095**

**OVERNIGHT MAILING ADDRESS**

**LSU Sports information, Room 501**  
**LSU Athletic Administration Building**  
**North Stadium Dr. at Nicholson Dr.**  
**Baton Rouge, La. 70894**





## The Trent Johnson Show

The Trent Johnson Show, presented by Capital One Bank, a weekly one-hour radio program returns for the 2011-12 season. It is designed to give Tiger fans a chance to visit both live and by phone with LSU Coach Trent Johnson.

The show will be hosted again this season by former Tiger basketball star and game analyst for the LSU Sports Radio Network, Ricky Blanton. The show will be broadcast again this year from T. J. Ribs on Acadian Thruway.

Fans have the opportunity to come out and watch the show. There is also a call-in segment that features questions from listeners on the LSU Sports Radio Network, in the Geaux Zone at [LSUsports.net](http://LSUsports.net) and on Facebook.

The first show, with Coach Johnson, is Dec. 12 and runs primarily on Mondays through the remainder of the regular season.



## The History

The LSU Sports Radio Network, a division of LSU Sports Properties, brings Tiger basketball to LSU followers across the country. With two 50,000-watt clear channel affiliates and three 100,000-watt FM stations, LSU Basketball is distributed by satellite throughout the South. The LSU Sports Radio Network is anchored by Guaranty Broadcasting flagship New Country 100.7 FM in Baton Rouge. The LSU Sports Radio Network, in its 24th year, is one of the most diverse and progressive college radio networks in the country, utilizing an in-house radio studio to originate over 140 live events in football, men's and women's basketball, baseball and softball. Besides the live events, the network schedule includes a weekly live coach's show for football, men's and women's basketball and baseball.

## 2010-11 Network Affiliates (PROJECTED)

CALL LETTERS	FREQUENCY	CITY
WTGE-FM	100.7	Baton Rouge
WWL-AM	870	New Orleans
WWL-FM	105.3	New Orleans
KWKH-AM	1130	Shreveport
KSYL-AM	970	Alexandria
KSLO-AM	1230	Opelousas/Lafayette
KSLO-FM	105.3	Opelousas/Lafayette
KAOK-AM	1400	Lake Charles
KMLB-AM	540	Monroe
WBOX-FM	92.9	Bogalusa
KEUN-AM	1490	Eunice
KFNV-FM	107.1	Ferriday/Natchez
KCIL-FM	107.5	Houma
KJIN-AM	1490	Houma
KJNA-FM	102.7	Jena
KJAE-FM	93.5	Leesville
KRUS-AM	1490	Ruston
KVPI-AM	1050	Ville Platte
WYAB-FM	103.9	Jackson, Miss.
WFCG-FM	107.3	Tylertown, MS
KWLT-FM	102.7	Crossett, Ark.

Sirius Changes weekly



The Trent Johnson Radio Show is broadcast from T. J. Ribs on Acadian Thruway.

**Network affiliates are subject to change**  
Please visit <http://www.LSUsports.net/radioaffiliates>



**Jim Hawthorne**  
Director of Broadcasting

Hawthorne begins his 32nd season of LSU basketball play-by-play and in his LSU broadcasting career has called the action from three Final Fours, 15 College World Series in

baseball (including all six national championship games LSU played in) and 16 football Bowl games, including the 2003 and 2007 National Championship games.

A 46-year play-by-play veteran with Northwestern State football, basketball and baseball, Centenary basketball, Texas League baseball and World Football League broadcasts also among his credentials. Hawthorne is married to the former Juanita Carol Thomason of Anacoco and has one son, Joseph William, two daughters, Jaime Lynn and Amanda Ruth, and three grandchildren.



The LSU Sports Radio Network broadcast team: Ricky Blanton, Jim Hawthorne, Kevin Ford

## Kevin Ford

Broadcast Host

Ford is in his 23rd year with the LSU Sports Radio Network, hosting the network's basketball pregame, halftime and postgame shows.

He is in his 17th year as football host of pregame, halftime and post-game shows.

He currently hosts the program "Louisiana Sportsman TV" which airs on Cox Sports Television.

## Ricky Blanton

Game Analyst

Former LSU basketball star Ricky Blanton, a member of the 16-member All-Century LSU basketball team, is in his third year as the game analyst and his second as the host of the Trent Johnson weekly radio show on the network.

Blanton, a member of LSU's 1986 Final Four team, scored 1,501 points in his career (15th best at LSU) and grabbed 766 rebounds, 14th all-time from 1984-86 and 1987-89.

GO ONLINE: [LSUsports.net/radioaffiliates](http://LSUsports.net/radioaffiliates)



## Inside LSU Basketball With Trent Johnson

Inside LSU Basketball with Trent Johnson, presented by Academy Sports, will be the primary source for Tiger basketball news for the 2011-12 season. Jordy Hultberg, who has been the long-time host of "Inside LSU Football" will return as host the basketball show this season with Coach Johnson.

Along with game highlights, the show also features a different "inside" aspect of the basketball program each week. The show will be primarily taped on Sunday mornings following the Saturday SEC game, allowing fans the most extensive up-to-date highlights of LSU games.

Inside LSU Basketball with Trent Johnson is syndicated weekly during the season throughout all major markets in the state of Louisiana by LSU Sports Properties. In addition, the show can be viewed in its entirety in the Geaux Zone of LSU's official athletic department web site, [LSUsports.net](http://LSUsports.net).

Inside LSU Basketball debuts in December with two shows and then resumes with the start of SEC play, running through the end of the regular season. Check local listings for air times as well as the affiliates that Inside LSU Basketball with Trent Johnson can be viewed.



For the 10th year, Cox Sports Television has teamed up with LSU to be the exclusive regional cable sports network of LSU Athletics. The television package, which was signed in February of 2003 and recently extended, gives LSU year-round exposure on the regional sports network and will include close to 40 LSU sporting events including seven men's basketball games. CST, which can be seen in the Baton Rouge area on Cox Cable ch. 37, delivers LSU athletics to over 2 million viewers in Louisiana, Texas, Arkansas, Georgia, Florida, Mississippi and Virginia.



### 2011-12

#### Inside LSU Basketball Affiliates

Baton Rouge	WBRZ-TV (ABC) Cox Channel 4
Alexandria	KLAX-TV (ABC)
Lafayette	KLAF-TV (UPN)
Lake Charles	KLOC-TV KVHP-TV (FOX)
Monroe	KNOE (CBS)
Morgan City	KWBJ-TV (WB)
New Orleans	WGNO-TV (ABC)
Shreveport	KMSS-TV (FOX)
Beaumont, Texas	KBMT-TV
Tyler, Texas	KYTX-TV
Waco, Texas	KCEN-TV

Regional	CST FSN Southwest COMCAST/CSS
----------	-------------------------------------

Network Affiliates are subject to change  
Please visit <http://www.LSUsports.net/tvaffiliates>



**Kevin Wagner**  
Director of Television

Kevin Wagner, LSU's Director of Television, is the executive producer/director for LSU's four major coaches' television shows featuring football coach Les Miles, men's basketball coach Trent Johnson, women's basketball coach Van Chancellor and baseball coach Paul Mainieri. He oversees all television projects associated with the LSU Athletics Department, including the coordination of LSU's video scoreboards in Tiger Stadium, the Pete Maravich Assembly Center and Alex Box Stadium.

Wagner, 55, was promoted to Assistant AD/Television in August, 2003 after joining LSU as assistant coordinator in August of 1989. He served as Coordinator of Electronic Media/Television for eight years prior to his most recent promotion.

A 1980 graduate of LSU in broadcast journalism, Wagner was a four-year Tiger letterman in diving (1975-79), earning All-Southeastern Conference honors in 1979 on the three-meter springboard.

A native of Houston with 32 years of experience as a television producer, Wagner and his wife Karen have two daughters - Allyson and Jennifer, and six grandchildren - Kaleigh, Conner, Randy, Tanner, Carson and Kyndal.



**John Schiebe**  
Manager of Television

John Schiebe begins his 18th year as chief assistant in the television department. He came to LSU in August of 1994 from the University of Mississippi where he served as post-production supervisor in the Teleproductions Center. He was there for one-and-a-half years.

Schiebe served as a production assistant in Educational Television Services at Oklahoma State from 1984 through 1987 before becoming a producer/director in Agricultural Communications at OSU from 1987 until 1993 when he joined Ole Miss.

A 1986 graduate of Oklahoma State, he was born in Minneapolis, Minn. and attended high school in Oxford, Miss.

Schiebe, 49, is married to the former Mollie Clements of Memphis, Tenn., and they have two children, Tom and Pat.



**David Landry**  
Television Producer

David Landry returned in 2006 to LSU as a producer within the television department after 12 years in television production in the Baton Rouge area.

Before his freelance career, Landry, a native of Baton Rouge, served as a full-time television

producer at LSU for four years (1990-1994) and was involved with production of LSU programming since 1988 when he was a student at the University.

Landry graduated from LSU in 1990 with a bachelor's degree in broadcast journalism. He married the former Kim Segura of Baton Rouge in 1991, and has two sons, Patrick and John.

GO ONLINE: [LSUsports.net/tvaffiliates](http://LSUsports.net/tvaffiliates)





The exclusive marketing and multi-media rights partner of **LSU Athletics**.

*LSU Sports Properties provides a single-source outlet, integrating sponsorship opportunities to deliver corporate programs across all of LSU Athletics' marketing platforms for the family of loyal corporate and media partners of LSU Athletics.*



**On-Premise Signage**

- ▶ Tiger Stadium
- ▶ Maravich Center
- ▶ Alex Box Stadium
- ▶ Olympic Sports Venues



**Game Sponsorships**

- ▶ Football
- ▶ Men's Basketball
- ▶ Women's Basketball
- ▶ Baseball



**Hospitality**

- ▶ Tickets
- ▶ Tiger One Village
- ▶ Away Game Trips
- ▶ Special Events



**Media**

- ▶ Radio
- ▶ Television
- ▶ Print
- ▶ Internet



**Marketing Rights**

- ▶ Consumer Promotions
- ▶ Event Marketing
- ▶ Logo Usage
- ▶ Official Status

**Team LSU Partners**



**Tiger Partners**



For more information regarding sponsorship opportunities with LSU Athletics, please contact:

**LSU Sports Properties**  
P.O. Box 25095  
Baton Rouge, LA 70894

**Brooks Blakey**  
General Sales Manager  
225.578.7571 or bblakey@lsu.edu





## BE A PART OF THE TRADITION

Results of contributions to Tiger Athletic Foundation appear in the form of new and upgraded facilities. In the Southeastern Conference, keeping pace in this area is of paramount importance and TAF will be there to make certain that every LSU team has the resources necessary to succeed.

*Tiger Athletic Foundation: helping build the future of LSU Athletics.*

Visit [www.LSUTAF.org](http://www.LSUTAF.org) to find out how you can get involved or call **225-578-4823**.



**Tiger Stadium**



**Football Operations Center**



**University Club Golf Course & Golf Practice Facility**



**Tiger Park**



**Alex Box Stadium**



**Basketball Practice Facility**



# 2011-12 SCHEDULE

## NOVEMBER

12	<b>NICHOLLS STATE</b>	TBA
15	at Coastal Carolina <i>Charleston Classic</i>	6 p.m.
17	vs. Northwestern	2 p.m.
18	vs. Tulsa/Western Kentucky	TBA
20	vs. TBA	TBA
23	<b>SOUTH ALABAMA</b>	7 p.m.
29	at Houston	7 p.m.

## DECEMBER

### *Big East/SEC Challenge*

3	at Rutgers	6 p.m.
10	<b>BOISE STATE</b>	7 p.m.
15	<b>UC-IRVINE</b>	7 p.m.
19	<b>MARQUETTE</b>	8 p.m.
22	at North Texas	7 p.m.
29	<b>GRAMBLING STATE</b>	6 p.m.

## JANUARY

2	<b>VIRGINIA</b>	6 p.m.
7	<b>OLE MISS *</b>	12:30 p.m.
11	at Alabama *	8 p.m.
14	at Arkansas *	8 p.m.
17	<b>AUBURN *</b>	6 p.m.
21	at Florida *	5 p.m.
25	at Mississippi State *	7 p.m.
28	<b>KENTUCKY *</b>	3 p.m.

## FEBRUARY

4	<b>ARKANSAS *</b>	12:30 p.m.
8	at Vanderbilt *	8 p.m.
11	<b>ALABAMA *</b>	6 p.m.
14	<b>MISSISSIPPI STATE *</b>	8 p.m.
18	at South Carolina *	12:30 p.m.
22	<b>GEORGIA *</b>	7 p.m.
25	at Ole Miss *	12:30 p.m.
29	<b>TENNESSEE *</b>	8 p.m.

## MARCH

3	at Auburn *	1 p.m.
8-11	SEC Tournament	TBA

**BOLD** - Denotes Home Games

\* - Denotes SEC Opponents

All times are Central and subject to change.



RALSTON  
TURNER

ANDRE  
STRINGER

TRENT  
JOHNSON  
HEAD COACH

Love  
PURPLE  
LIVE  
GOLD

lsu.edu/gold

LSUsports.net

f t LSUsports.net/connect





**MARCUS THORNTON**  
SACRAMENTO KINGS



**TYRUS THOMAS**  
CHARLOTTE BOBCATS



**CHRIS JOHNSON**  
PORTLAND TRAILBLAZERS



**ANTHONY RANDOLPH**  
MINNESOTA TIMBERWOLVES



**GLEN DAVIS**  
BOSTON CELTICS



**GARRETT TEMPLE**  
CHARLOTTE BOBCATS

PHOTOS COURTESY OF NBA PHOTOS

► **BRANDON BASS**  
ORLANDO MAGIC



# TIGERS IN THE NBA



The Official Website of LSU Athletics. Live pregame video, live audio and on-demand highlights in the Geaux Zone.



## [LSUsports.net/connect](http://LSUsports.net/connect)

Connect like never before to your favorite LSU Athletics teams, coaches and departments online and on your smartphone. LSU Athletics' complete Social Media Directory including Facebook pages, twitter accounts and blogs are online at [LSUsports.net/connect](http://LSUsports.net/connect).



NAME	TWITTER	FACEBOOK
Athletics	@lsusports	/LSUsports
Final Scores	@lsufinalscore	
Football	@lsufball	/LSUfootball
Tiger Stadium	@lsutigerstadium	/tigerstadium
Coach Les Miles	@lsucoachmiles	
Men's Basketball	@lsubasketball	/LSUbasketball
Coach Trent Johnson	@lsucoachjohnson	
Women's Basketball	@lsuwbkb	/LSUwbkb
Coach Nikki Caldwell	@nikkicaldwell	
Baseball	@lsubaseball	/LSUbaseball
Softball	@lsu_softball	/LSUsoftball
Coach Beth Torina	@bethtorina	
Men's Golf	@lsumensgolf	/LSUmensgolf
Women's Golf	@lsuwomensgolf	/LSUwomensgolf
Gymnastics	@lsugym	/LSUgym
Soccer	@lsusoccer	/LSUsoccer
Swimming & Diving	@lsuswimdive	/LSUswimdive
Coach Dave Geyer	@lsucoachgeyer	
Men's Tennis	@lsutennis	/LSUtennis
Coach Jeff Brown	@lsucoachbrown	
Women's Tennis	@lsuwten	/LSUwten
Track & Field	@lsutrackfield	/LSUtrackfield
Volleyball	@lsuvolleyball	/LSUvolleyball
Geaux Zone	@lsugeauxzone	
LSUsports.net RSS Feed	@lsusportsnews	
Mike the Tiger	@sumiketiger	/LSUmiketiger
Mike's Kids Club	@sumkcc	/LSUmkc
LSU Sports Properties	@lsusp	
Ticket Office	@lsutix	/LSUtix
Compliance	@lsucompliance	/LSUcompliance
Publications Office	@lsupublications	/LSUpublications
LSU SportShop	@lsushop	
LSUpix.net	@lsupix	/LSUpix
Tiger Athletic Foundation	@lsutaf	/TAFcc