



LSU

2 0 1 0 / / 2 0 1 1

MEN'S BASKETBALL

M E D I A G U I D E





LSU BASKETBALL PRACTICE FACILITY

▼ PRACTICE GYM



▶ VIDEO ROOM



◀ LOBBY



▲ STATE-OF-THE-ART LOCKER ROOM



TRENT JOHNSON

LSU BASKETBALL

CHARACTER. ABILITY. PERSONAL INTEGRITY. HUMANITARIAN. MENTOR. DEMANDING. BASKETBALL JUNKIE. LOYAL.

To LSU players, those associated with the program, and fans, LSU basketball Coach Trent Johnson is best described by these words.

During his first year at LSU, the Southeastern Conference recognized those traits as LSU made its way through a 13-3 conference season that resulted in the school's 10th league championship. Now he is bringing the student-athletes to LSU that can contend for championships on a regular basis. Nationally, people respect the job Johnson has done, not only at LSU, but in his other coaching tenures. That national respect was shown with awards both from the league and from several national groups. His beliefs have become the beliefs of LSU basketball fans who look forward to the 2010-11 season with pride, knowing their team has been put together in a way that will represent LSU proudly.

- ▶ **Consensus choice as 2009 SEC Coach of the Year**
- ▶ **Finalist, four national Coach of the Year Awards, 2009**
- ▶ **Consensus choice as Coach of the Year in 3 different leagues**
- ▶ **Listed as one of "Five Best 2008-09 First-Year Coaches" (Athlon)**

INTRO

- 1 Trent Johnson Basketball
- 2 Table of Contents
- 3 Quick Facts
- 4 2010-11 Schedule/2009-10 Results
- 5 2010-11 Rosters
- 6 Season Preview

THIS IS LSU

- 8 Championship Basketball
- 10 Cox Academic Center
- 14 Campus Life
- 15 Why LSU
- 16 Campus Apartments
- 17 Community Outreach, CHAMPS
- 18 Trent Johnson in South Africa
- 20 Maravich Center
- 22 LSU Practice Facility
- 24 National Spotlight
- 26 Strength and Conditioning
- 28 Athletic Training
- 30 1935 National Champions
- 31 Final Four Legacy
- 32 1981 NCAA Final Four -- 30 years later
- 33 1986 NCAA Final Four -- 25 years later
- 34 2006 NCAA Final Four -- 5 years later
- 35 All-Americans, SEC POY
- 36 Bob Pettit
- 37 Pete Maravich
- 38 Shaquille O'Neal
- 39 Durand Macklin
- 40 First-Team All-Americans
- 42 All-Decade Teams
- 44 All-Century Team
- 46 Tigers in the NBA
- 50 LSU Greats
- 52 Prominent Alumni
- 54 Mike The Tiger
- 55 Cheerleaders/Tiger Girls

THE TIGERS

- 56 Chris Bass
- 58 Aaron Dotson
- 60 Garrett Green
- 62 Dennis Harris
- 64 Eddie Ludwig
- 66 Daron Populist
- 68 Storm Warren
- 70 Malcolm White
- 71 Jalen Courtney/Matt Derenbecker
- 72 Andre Stringer/Ralston Turner
- 73 Justin Hamilton/Andrew Del Piero
- 75 Radio-TV Roster

COACHES

- 76 Coaches of the SEC Era
- 77 All-time Coaching Records
- 78 Head Coach Trent Johnson
- 84 Assistant Coach Donny Guerinoni
- 85 Assistant Coach Lynn Nance
- 86 Assistant Coach Brent Scott
- 87 Director of Operations Nick Robinson
- 88 Brittany Carvalho/Support Staff
- 89 Training/Strength and Conditioning

REVIEW

- 90 2009-10 Season Review
- 92 2009-10 Box Scores
- 97 2009-10 Season Statistics
- 98 2009-10 Scoreboard
- 99 2009-10 Superlatives
- 100 2009-10 Game-by-Game Statistics
- 101 2009-10 Starting Lineups
- 102 2009-10 Senior Farewell
- 103 SEC Review
- 104 SEC Post-Season Honors
- 105 SEC Team Statistics
- 106 SEC Individual Statistics

PREVIEW

- 107 Non-Conference Opponents
- 109 LSU on TV
- 110 SEC Office
- 111 SEC Opponents
- 112 SEC Opponents/Series Record
- 113 2009-10 Post-season Dates/Travel Plans
- 114 2010 SEC Tournament

RECORDS

- 116 School Records
- 119 Maravich Center Records
- 120 Miscellaneous Records
- 122 Individual Career Records
- 123 Individual Single-Season Records
- 124 Individual Single-Game Records
- 125 Opponent Individual Game Records
- 126 Team Game Records
- 127 Team Single Season Records
- 128 Opponent Team Season Records
- 129 Records by Class
- 130 Yearly Leaders
- 132 1,000-Point Club
- 135 500-Rebound Club
- 136 200-Assist Club, 100-Steal Club
- 137 30-plus Points/15-plus Rebounds/10-plus Assists
- 141 NCAA/SEC Stats Leaders
- 142 SEC Tournament Records
- 143 NCAA Tournament Records
- 144 NIT Records

HISTORY

- 145 Yearly Records/Milestones
- 146 Home-Away-Neutral/Win Streaks
- 147 Year-by-Year-Results
- 156 Series Records
- 165 Records vs. Conferences
- 166 Championship Teams
- 168 LSU In The Post-Season
- 171 LSU in the Polls
- 174 Year-by-Year Statistics
- 177 Starters by Year
- 178 SEC Championships
- 179 100-Point Games
- 180 Overtime Games
- 181 Pete Maravich Center W-L/Attendance
- 183 All-SEC Teams
- 185 Academic SEC/All-SEC Tournament
- 186 Harry Rabenhorst
- 187 Dale Brown
- 188 John Brady
- 189 Lettermen
- 192 LSU By The Numbers
- 195 Louisiana Awards

LSU

- 197 President John V. Lombardi
- 198 Chancellor Dr. Michael V. Martin
- 199 Vice-Chancellor AD Joe Alleva
- 200 Athletics Administration
- 202 Sports Information
- 203 Media Guidelines
- 204 LSU Sports Radio Network
- 205 LSU Sports TV Network
- 206 LSU Sports Properties
- 207 LSU Tiger Athletic Foundation
- 208 LSUsports.net/Connect

www.LSUsports.net/mensbasketball - For more LSU Basketball Information

CREDITS

Editor

C. Kent Lowe

Layout & Design

Krystal Bennett

Assistant Editors

Michael Bonnette, Bill Franques, Matt Dunaway

Photography

Steve Franz, Chris Parent, Jason Feirman, Neil Brake, Jim Zeitz, Eddie Perez, Bill Feig, Musemeche Photography, Dennis Hodges, NBA Photos (Andrew Bernstein, Sam Forenich, Glenn James, Kim Stallknecht, Steve Waltman, Jeff Vinnick), Stanford University.

Printing

Multi Ad



©Copyright Louisiana State University
The 2010-11 LSU Basketball Media Guide was written by the LSU Sports Information Office and designed by the LSU Publications Office on an Apple Mac Pro using InDesign CS4 and Adobe Photoshop CS4. All text and photo content is property of Louisiana State University and LSU Athletics and cannot be reproduced without permission from the LSU Sports Information Office.

MEDIA GUIDES

LSU Media Guides can be either preordered with your season ticket order form or online at www.LSUsports.net/mediaguides. Guides also can be purchase from LSU SportShop located on North Stadium Drive.

IMAGE REQUESTS

Members of the media can obtain photos on all LSU coaches and athletes as well as official LSU logos on the internet at <http://media.lsusports.net>. The site features head shots and action shots of all of LSU's basketball players. The site will be updated throughout basketball season. To gain access to the database, please contact Kent Lowe in the LSU Sports Information Department for a login and password.



LSUSPORTS.NET

As the Official Web Site of LSU Athletics, LSUsports.net provides complete and up-to-the-minute information about all 20 of LSU's varsity athletic teams to both fans and media around the nation.

LSU Men's Basketball Coaching Staff

NAME	POSITION	ALMA MATER	YEAR AT LSU
Trent Johnson	Head Coach	Boise State, '86	3rd
Donny Guerinoni	Assistant Coach	Nevada, '01	3rd
Lynn Nance	Assistant Coach	Washington, '65	1st
Brent Scott	Assistant Coach	Rice, '03	3rd
Nick Robinson	Director of Operations	Stanford, '05	2md
Brittany Carvalhido	Executive Assistant to HC	Oklahoma State, '05	1st (3rd at LSU)

Basketball Facts

Head Coach:	Trent Johnson
Alma Mater/Year:	Boise State, '86
Career Record:	197-149
Years as Head Coach:	Entering 12th year
Record at LSU:	38-28
Years at LSU:	Entering 3rd year
2008-09 Record:	11-20, 2-14 (6th SEC West)
Assistant Coaches:	Donny Guerinoni, Lynn Nance, Brent Scott
Director of Operations:	Nick Robinson
Executive Assistant to HC:	Brittany Carvalhido

University Facts

Location:	Baton Rouge, La.
Founded:	1860
Enrollment:	28,771
Nickname:	Tigers or Fighting Tigers
Colors:	Purple and Gold
Print specifications:	Purple-PMS 268, Gold-PMS 123
Mascot:	Mike VI (live Bengal tiger)
Arena:	Pete Maravich Assembly Center
Capacity:	13,215
Year Opened:	1972
All-time Record in PMAC:	453-154 (39 years)
Conference:	Southeastern (Western Division)
Band:	Bengal Brass Basketball Band

University Administration

President:	Dr. John V. Lombardi (Pomona, '63)
Chancellor:	Dr. Michael V. Martin (Mankato, '69)
Faculty Representative:	Dydia DeLyser (Syracuse, '98)

Athletics Department

Vice-Chancellor/AD:	Joe Alleva (Lehigh, '75)
Assoc. Vice-Chan./Sr. Assoc AD:	Herb Vincent (LSU, '83)
Sr. Assoc. AD:	Verge Ausberry (LSU, '90)
Sr. Assoc. AD/Compliance, Planning:	Bo Bahnsen (LSU, '82)
Sr. Assoc. AD/Business:	Mark Ewing (LSU, '78)
Sr. Assoc. AD/Student Services, SWA:	Miriam Segar (LSU, '94)
Sr. Assoc. AD/Ops, Project Development:	Eddie Nunez (Florida, '98)
Sr. Assoc. AD/Facility & Grounds:	Ronnie Haliburton (LSU, '90)
Assistant AD/Ticket Manager:	Brian Broussard (LSU, '93)
Assistant AD/Marketing:	Craig Pintens (UW Whitewater, '98)

Sports Information

Associate AD/SID:	Michael Bonnette (LSU, '93)
Senior Associate SID:	Kent Lowe (LSU-Shreveport, '79)
Senior Associate SID:	Bill Franques (LSU, '85)
Associate SID:	Matt Dunaway (UCF, '05)
Associate SID:	Bill Martin (LSU, '07)
Associate SID:	Will Stafford (LSU, '06)
Publications Director:	Jason Feirman (LSU, '00)
Graphic Design Coordinator:	Krystal Bennett (LSU, '06)
Graphic Design Coordinator:	Courtney Wilburn (LSU, '08)
Photography Coordinator:	Steve Franz (LSU, '93)
Administrative Secretary:	Pam LeBlanc

LSU Sports Radio Network

Director of Broadcasting:	Jim Hawthorne (Northwestern St., '67)
---------------------------	---------------------------------------

LSU Sports Television Network

Director of Television:	Kevin Wagner (LSU, '80)
Assistant Director:	John Schiebe (Oklahoma St., '86)
Television Producer:	Dave Landry (LSU, '90)

LSUsports.net

Interactive Manager:	Todd Politz (LSU, '99)
----------------------	------------------------



Media Information

Men's Basketball SID:	C. Kent Lowe
SID Office Phone:	225-578-8226
Lowe's Office Phone:	225-578-1864
SID Fax:	225-578-1861
Lowe's Home Phone:	225-761-1734
Lowe's Cell Phone:	225-241-4360
Lowe's E-Mail Address:	clowe@lsu.edu
LSU website:	www.LSUsports.net
Press Row Phone:	225-578-8226
SID Mailing Address:	P. O. Box 25095, Baton Rouge, LA 70894-5095
Overnight Address:	Fifth Floor, Athletics Administration Building Nicholson Drive and North Stadium Drive Baton Rouge, La. 70894

Athletics Phone Directory (225 area code)

Athletics Department:	578-8100
Athletics Director:	578-3600
Senior Women's Administrator:	578-1888
Student Services:	578-4100
Marketing and Promotions:	578-6629
Internal Operations:	578-6603
Business Office:	578-6783
Ticket Office:	578-2184
Men's Basketball Office:	578-8217

@LSUCoachJohnson
 @LSUBasketball

Facebook.com/LSUBasketball

2010-11 LSU Basketball Schedule

DATE	OPPONENT	SITE	TIME
Nov. 12	NORTHWESTERN STATE	Baton Rouge, La.	7 p.m.
Nov. 16	NICHOLLS STATE	Baton Rouge, La.	7 p.m.
Nov. 18	TENNESSEE-MARTIN (CST)	Baton Rouge, La.	7 p.m.
Nov. 21	vs. Memphis (CBS College Sports)	Tupelo, Miss	4 p.m.
Nov. 24	CENTENARY	Baton Rouge, La.	7 p.m.
Nov. 28	at South Alabama (CSS/CST)	Mobile, Ala.	3 p.m.
Nov. 30	HOUSTON	Baton Rouge, La.	7 p.m.
Dec. 11	CENTRAL MICHIGAN (CST)	Baton Rouge, La.	7 p.m.
Dec. 13	COASTAL CAROLINA	Baton Rouge, La.	7 p.m.
Dec. 16	MCNEESE STATE (CST)	Baton Rouge, La.	7 p.m.
Dec. 18	vs. Wichita State	Shreveport, La.	7 p.m.
Dec. 22	NORTH TEXAS (CST)	Baton Rouge, La.	7 p.m.
Dec. 27	SOUTHERN (CST)	Baton Rouge, La.	6 p.m.
Dec. 29	at Rice	Houston, Texas	7 p.m.
Jan. 2	at Virginia (FSN)	Charlottesville, Va.	4:30 p.m.
Jan. 8	at Auburn* (FSN)	Auburn, Ala.	5 p.m.
Jan. 12	ARKANSAS* (SEC Network)	Baton Rouge, La.	7 p.m.
Jan. 15	at Kentucky*(SEC Network)	Lexington, Ky.	3 p.m.
Jan. 22	OLE MISS* (SEC Network)	Baton Rouge, La.	12:30 p.m.
Jan. 26	at Tennessee* (SEC Network)	Knoxville, Tenn.	7 p.m.
Jan. 29	at Alabama (FSN)	Tuscaloosa, Ala.	7 p.m.
Feb. 2	SOUTH CAROLINA* (SEC Network)	Baton Rouge, La.	7 p.m.
Feb. 5	MISSISSIPPI STATE* (SEC Network)	Baton Rouge, La.	3 p.m.
Feb. 9	at Ole Miss* (CSS/CST)	Oxford, Miss.	8 p.m.
Feb. 12	at Arkansas* (SEC Network)	Fayetteville, Ark.	12:30 p.m.
Feb. 17	ALABAMA* (ESPN or ESPN2)	Baton Rouge, La.	8 p.m.
Feb. 20	FLORIDA* (ESPN or ESPN2)	Baton Rouge, La.	Noon
Feb. 23	at Mississippi State* (CSS/CST)	Starkville, Miss.	7 p.m.
Feb. 26	VANDERBILT* (SEC Network)	Baton Rouge, La.	12:30 p.m.
March 2	at Georgia* (SEC Network)	Athens, Ga.	7 p.m.
March 5	AUBURN* (FSN)	Baton Rouge, La.	6 p.m.
March 10-13	SEC Tournament* (SEC Network,ABC)	Atlanta, Ga.	TBA

Home games **Bold CAPS** *denotes SEC Games CST = Cox Sports TV FSN = Fox Sports Net CSS = Comcast Sports

2009-10 LSU Basketball Results

DATE	OPPONENT	SCORE	PAID ATT.
Nov. 13	Louisiana-Monroe	W, 82-62	9,081
Nov. 16	Indiana State	W, 56-45	8,113
Nov. 17	Western Kentucky	W, 71-60	8,220
Nov. 25	vs. Connecticut (at NYC)	L, 55-81	8,756
Nov. 27	vs. Arizona State (at NYC)	L, 52-71	13,179
Dec. 1	Louisiana Lafayette	W, 66-58	8,107
Dec. 12	Northwestern State	W, 73-62	8,414
Dec. 14	Southeastern	W, 77-60	8,003
Dec. 17	Nicholls State	W, 63-60	7,957
Dec. 19	Rice	W, 65-61	8,629
Dec. 22	vs. Washington State (at Seattle)	L, 70-72 (ot)	15,341
Dec. 29	at Xavier	L, 65-89	10,250
Jan. 2	Utah	L, 59-61	8,631
Jan. 4	McNeese State	W, 83-60	7,807
Jan. 9	*Alabama	L, 49-66	9,666
Jan. 13	*at South Carolina	L, 58-67	12,103
Jan. 16	*at Florida	L, 58-72	11,627
Jan. 20	*Auburn	L, 80-84	9,445
Jan. 23	*Ole Miss	L, 63-73	9,403
Jan. 27	*at Alabama	L, 38-57	10,657
Jan. 30	*at Mississippi State	L, 51-67	7,247
Feb. 4	*Tennessee	L, 54-59	9,052
Feb. 6	*Kentucky	L, 55-81	13,083
Feb. 10	*at Arkansas	L, 52-87	12,777
Feb. 13	*at Vanderbilt	L, 69-77	14,316
Feb. 20	*Mississippi State	L, 59-60	9,434
Feb. 24	*Arkansas	W, 65-54	8,463
Feb. 27	*at Auburn	L, 59-74	8,927
March 4	*at Ole Miss	L, 59-72	6,430
March 6	*Georgia	W, 50-48	9,328
March 11	Tennessee (SEC Tournament)	L, 49-59	15,152

* SEC Games





2010-11 LSU Basketball Team

Front Row: Student secretary LaKayla Witherspoon, Student Trainer Matt Chappellie, head Manager Darren Bahnsen, Grad. Asst. Manager Zach Kendrick, Daron Populist, Chris Bass, Jalen Courtney, Matt Derenbecker, Ralston Turner, Aaron Dotson, Andre Stringer, Manager Nathan Docter, Manager Chris Kwan, Manager Josh Priola, Student secretary McKenzie Nelson.

Back Row: Executive Asst. to HC Brittany Carvalhido, Trainer Shawn Eddy, Assistant Coach Brent Scott, Assistant Coach Lynn Nance, Eddie Ludwig, Malcolm White, Justin Hamilton, Andrew Del Piero, Garrett Green, Dennis Harris, Storm Warren, Head Coach Trent Johnson, Director of Operations Nick Robinson, Assistant Coach Donny Guerinoni, Strength Coach Juan Pablo Reggiardo.

Alphabetical

NO.	NAME	POS.	HT.	WT.	YR.	EXP.	HOMETOWN (PREVIOUS SCHOOL)
4	Chris Bass	G	6-1	185	Jr.	2L	Baton Rouge, La. (Lee Academy Prep)
14	Jalen Courtney	F	6-8	210	Fr.	HS	Jackson, Miss. (Provine HS)
55	Andrew Del Piero	C	7-2	286	So.	RS	Austin, Texas (Westlake HS)
21	Matt Derenbecker	F	6-7	185	Fr.	HS	Metairie, La. (Metairie Park Country Day)
45	Aaron Dotson	G	6-4	205	So.	1L	Seattle, Wash. (Rainier Beach HS)
3	Garrett Green	F	6-11	230	Jr.	2L	Woodland Hills, Calif. (Taft HS)
41**	Justin Hamilton	C	6-11	260	Jr.	TR	Alpine, Utah (Lone Peak HS/Iowa State)
15	Dennis Harris	F	6-11	190	So.	1L	Jonesboro, Ga. (Mundy's Mill HS)
13	Eddie Ludwig	F	6-9	215	So.	1L	Metairie, La. (Metairie Park Country Day)
25	Daron Populist	G	5-10	170	So.	1L	Slidell, La. (Salmen HS)
10	Andre Stringer	G	5-9	170	Fr.	HS	Jackson, Miss. (Forest Park HS)
22	Ralston Turner	G	6-6	193	Fr.	HS	Muscle Shoals, Ala. (Muscle Shoals HS)
24	Storm Warren	F	6-7	230	Jr.	2L	Monroe, La. (Richwood HS)
5	Malcolm White	F	6-9	225	Jr.	RS	Baton Rouge, La. (St. Helena Central HS/Ole Miss)

Numerical

NO.	NAME	POS.	HT.	WT.	YR.	EXP.	HOMETOWN (PREVIOUS SCHOOL)
3	Garrett Green	F	6-11	230	Jr.	2L	Woodland Hills, Calif. (Taft HS)
4	Chris Bass	G	6-1	185	Jr.	2L	Baton Rouge, La. (Lee Academy Prep)
5	Malcolm White	F	6-9	225	Jr.	RS	Baton Rouge, La. (St. Helena Central HS/Ole Miss)
10	Andre Stringer	G	5-9	170	Fr.	HS	Jackson, Miss. (Forest Park HS)
13	Eddie Ludwig	F	6-9	215	So.	1L	Metairie, La. (Metairie Park Country Day)
14	Jalen Courtney	F	6-8	210	Fr.	HS	Jackson, Miss. (Provine HS)
15	Dennis Harris	F	6-11	190	So.	1L	Jonesboro, Ga. (Mundy's Mill HS)
21	Matt Derenbecker	F	6-7	185	Fr.	HS	Metairie, La. (Metairie Park Country Day)
22	Ralston Turner	G	6-6	193	Fr.	HS	Muscle Shoals, Ala. (Muscle Shoals HS)
24	Storm Warren	F	6-7	230	Jr.	2L	Monroe, La. (Richwood HS)
25	Daron Populist	G	5-10	170	So.	1L	Slidell, La. (Salmen HS)
41**	Justin Hamilton	C	6-11	260	Jr.	TR	Alpine, Utah (Lone Peak HS/Iowa State)
45	Aaron Dotson	G	6-4	205	So.	1L	Seattle, Wash. (Rainier Beach HS)
55	Andrew Del Piero	C	7-2	286	So.	RS	Austin, Texas (Westlake HS)

** - Transfer will sit out 2010-11 season.

Coaching Staff

Head Coach:	Trent Johnson	Boise State, '86	3rd year at LSU
Assistant Coach:	Donny Guerinoni	Nevada, '01	3rd year at LSU
Assistant Coach:	Lynn Nance	Washington, '65	1st year at LSU
Assistant Coach:	Brent Scott	Rice, '03	3rd year at LSU
Director of Operations	Nick Robinson	Stanford, '05	2nd year at LSU
Executive Asst. to HC	Brittany Carvalhido	Oklahomas St. '05	1st year men's (3rd at LSU)

Pronunciation Guide

Guerinoni - Gw-air-uh-no-nee
 Del Piero - Del Pair-o
 Carvalhido - Carv-eh-lee-doe



Moving Forward

LSU begins the 2010-11 season with the type of team that Coach Trent Johnson and his coaching staff plans to mold and shape in the philosophy that LSU fans have come to know.

The Tigers are young with no seniors and six players who will be in the LSU uniform for the first time. But in early practices once can see a chemistry developing both on and off the court. There is a rich history of LSU basketball that these players now become a part of and with the help of the coaching staff, they can begin to feel a part of a program that has brought memories to fans for many years.

Returnees

Junior forward **Storm Warren** started every game a year ago and was one of the most improved players in Division I scoring average from his freshman to sophomore season. He finished seventh in the Southeastern Conference in rebound average and is one of the top returning rebounders in the league. He is the top returning scorer from a year ago, averaging almost 12 points a contest with eight

double doubles.

Garrett Green is another junior forward who has shown the ability to contribute important minutes for the Tigers. He started 11-of-30 games he played in as he came back after a year off from back surgery. Green has raw talent that with hard work can earn him more and more playing time in important situations.

Point guard **Chris Bass** continued to learn to play the position at various speeds needed in Coach Johnson's play plan. The brother of former LSU player and the NBA's Brandon Bass, led the team in assists with 97 last year and had one of the best assist-to-turnover ratios in the SEC. That last stat will be important as LSU looks to solidify its backcourt play.

Sophomore forward **Dennis Harris** played in 29 games, making 56-of-111 field goals with three of his double figure games in SEC play. A year of play and working with the other big men on the Tiger team will aid his development.

Aaron Dotson changes numbers in his sophomore year and looks to continue to improve his college statistical numbers. The Seattle, Wash., product looks to regain his shooting touch after battling knee

problems late in his high school career.

Eddie Ludwig's knowledge of fundamental basketball helped him through his freshman year and his future abilities showed in the last three games last season when he averaged 6.3 points, 4.6 rebounds and hit 7-of-12 from the field. Those are the type of numbers the coaching staff would like to see more of in 2010-11.

Walk-on guard **Daron Populist** had some good moments when he was needed to direct the team. Populist made it through walk-on tryouts to play with the Tigers last year and was invited back for the 2010-11 season.

Newcomers

The recruiting class of Coach Johnson and his staff earned a top ranking from ESPNU and it was well deserved. It was a class that sets the foundation for the future of the LSU basketball program.

Heading the class of first-year players at LSU is **Malcolm White**. The Louisiana native sat out last year after transferring to LSU from Ole Miss, where he played for two years. He started 27 games during his second year for the Rebels and will



Chris Bass



Eddie Ludwig



Storm Warren

be a factor inside for the Tigers. With his transfer year, he has had a year to practice and learn the details of Coach Johnson and the Tigers' system.

Matt Derenbecker joins his former Metairie Park Country Day teammate Ludwig on the court this season. The state's outstanding Class A player, who has won the State Gatorade Player of the Year twice, has been listed by Rivals.com as one of the "most versatile" among SEC freshman.

Jalen Courtney was a Mississippi Scholar-Athlete of the Year and was an All-State and a Mississippi McDonald's All-American nominee. He also averaged a double-double for Provine High School in Jackson.

Andre Stringer also is from Jackson (Forest Park HS) and he earned Mr. Basketball honors in Mississippi. Stringer was a two-time Gatorade Player of the Year in the state, one of two LSU players to have won the award in both 2009 and 2010.

Ralston Turner from Muscle Shoals, Ala., averaged over 21 points this past season in earning his Gatorade honor. He was First-Team All-State, shooting about 40 percent from the three-point arc with

263 career blocks.

LSU has one other walk-on with the Tigers this season, 7-2 center **Andrew Del Piero**. Del Piero brings his height to the practice field to simulate what the team will have to face as they get ready for league play. Also helping in practice with that effort will be redshirt transfer **Justin Hamilton**. The 6-11 Hamilton transferred to LSU from Iowa State after two seasons there. Like White, he will have the opportunity to practice all season with the Tigers and learn the system.

The Schedule

LSU will get plenty of tests in a good non-conference schedule that will find them facing good competition both home and away. The Tigers will face Memphis in Tupelo, travel to South Alabama, face Houston and North Texas at home and travel to Rice and Virginia before opening conference play on the road at Auburn on Jan. 8.

The non-conference schedule sends LSU against teams from various conferences with different type teams that will give LSU examples of the teams it will face in league play.


In league, LSU will host the other five Western Division teams along with Florida, Georgia and Vanderbilt from the East.

The Intangibles

One of the biggest intangibles this season is the opening of the practice facility that gives the LSU men not only new dressing room and team headquarters, but also their own practice gym that allows them to schedule practice and individual drills whenever they want and need to. It's a dream for both coaching staff and players that will pay dividends for this program now and in the future.

Coach Lynn Nance has joined the staff as an assistant coach. The veteran of multiple head-coaching positions that included a stint as a national championship Division II coach had a young Trent Johnson as a member of his staff at Washington and Nance's experience will now help a young group of Tiger players prepare for the 2010-11 season.

In all, the Tigers are young but motivated to improve throughout the season and make LSU fans proud of what they want to accomplish this coming year.



Championship

BASKETBALL






Shaquille O'Neal
1991 National Player of the Year



Dale Brown
1981 National Coach of the Year



Pete Maravich
1969 • 1970 National Player of the Year

NAISMITH MEMORIAL BASKETBALL HALL OF FAME



Bob Pettit
(1951-1954) Inducted 1971

Pete Maravich
(1967-1970) Inducted 1987

58
First-Team All-SEC Selections

59
Academic All-SEC Honors

12
SEC Player of the Year Honors

8
First-Team All-Americans

24
Postseason Appearances

4
NCAA Final Four Appearances

1
NIT Final Four Appearance

1
National Title

10
SEC Championships

13
NBA First-Round Draft Picks

1
NBA No. 1 Pick

2
NBA No. 2 Picks

2
NBA No. 3 Picks

3
Members of NBA at 50 Team

2
College National Players of the Year

2
Naismith Hall of Fame Members



Academic

SUCCESS

Academic Staff



Kenneth Miles
Executive Director



Dr. Mary Boudreaux
Director of Academic Affairs



Richard Capone
Information
Technology Manager



Derek Cowherd
Senior Associate Director



Kimberly Gedde
Learning Specialist



Walter Holliday
Assistant Director



Becca Hubbard
Associate Director for
Health and Wellness



Jean Jackson
Administrative
Program Specialist



Leah Saal
Learning Specialist



Jason Shaw
Tutorial Coordinator
& Academic Advisor



Jennifer Timmer
Associate Director for
Student Learning/
Learning Specialist



Carole Walker
Associate Director



Erika Lavender
Assistant Director

Basketball Graduates

LSU's graduates since Cox Communications Academic Center Opened in 2002



Shaquille O'Neal returned in December of 2000 to earn his degree.

Brad Bridgewater
July 2002
General Studies

Jermaine Williams
July 2002
Sociology

Collis Temple III
Dec. 2002
Masters Sports Management

Pete Bozek
Dec. 2002
Kinesiology

Jason Wilson
May 2003
General Studies

Brian Greene
Dec. 2003
Biological Sciences

Charlie Thompson
May 2004
General Studies

Paul Wolfert
May 2005
Finance

Louis Earl
July 2005
General Studies

Xavier Whipple
July 2005
General Studies

Darrel Mitchell
May 2006
General Studies

Darnell Lazare
August 2007
Information Systems

David Fleshman
Spring 2008
General Studies

Garrett Temple
Spring 2008
Management

Dameon Mason
Summer 2008
General Studies

Alex Farrer
Spring 2009
Management

Tasmin Mitchell
Spring 2010
Communication Studies

SEC Academic Honor Roll

Since Cox Communications Academic Center for Student-Athletes Opened in 2002

2001-02
Brian Green
Collis Temple III

2002-03
Pete Bozek
Brian Green
Charlie Thompson

2003-04
Charles Thompson
Paul Wolfert
Brandon Bass (Freshman)
Ross Neltner (Freshman)

2004-05
Brandon Bass (SEC Scholar-Athlete of the Year)
Darrel Mitchell
Ross Neltner
Paul Wolfert
Glen Davis (Freshman)
David Fleshman
Garrett Temple (Freshman)

2005-06
Glen Davis
David Fleshman
Darnell Lazare
Darrel Mitchell
Garrett Temple

2006-07
Alex Farrer
Greg Terbonne (Freshman)

2007-08
Greg Terbonne

2008-09
Alex Farrer
Garrett Temple

2009-10
Chris Beattie
Alex Farrer

"The Academic Center for Student-Athletes is a tremendous asset to all athletes. It provides those intangibles that are necessary to achieve success in a collegiate environment. The Center provides tutors to help you understand your course material, academic coaches who teach you organizational skills, and time management seminars to enhance the skills needed in this society."

- Shaquille O'Neal

FORMER LSU BASKETBALL, ALL-AMERICAN, 1989-92

CRITICAL TO THE DEVELOPMENT OF AN ATHLETE AS A STUDENT IS AN ADEQUATE ACADEMIC FACILITY AND CAPABLE STAFF TO FURTHER THE ATHLETE'S PROGRESS.

The Cox Communications Academic Center for Student-Athletes is responsible for overseeing the educational development and progress toward graduation for all student-athletes. The staff acts as a liaison between the student-athlete and the academic communities and insures that student-athletes comply with academic rules established by the University, NCAA and Southeastern Conference. The staff also coordinates academic programs designed to assist student-athletes in acquiring a quality education.





Bo Campbell Auditorium

The 1,000-seat auditorium is used through the year as a classroom and lecture hall. Each seat in the auditorium has space for a laptop and a modem hookup, providing each student unlimited learning opportunities. The auditorium also contains a movie theatre size screen to aid professors with lectures and classroom activities.

COX COMMUNICATIONS

Academic Center

FOR STUDENT-ATHLETES

Study Area

Included in the 54,000 square feet of the Academic Center are individual study areas as well as 14 private computer rooms for student-athletes to work one-on-one with tutors or by themselves.



Amenities

- ▶ 54,000 square feet of working space
- ▶ 300 computer workstations
- ▶ 14 private computer rooms in a state-of-the-art computer lab
- ▶ Additional study rooms and classrooms for private or group study
- ▶ Electronic scheduling of tutoring sessions
- ▶ A 1,000-seat auditorium for classes and lectures



Computer Stations

The Cox Communications Academic Center for Student-Athletes is at the forefront of today's educational technology. Since the spring of 2009, the academic center has upgraded over 170 computers, including both PC and Mac.



The Library

The library provides a perfect setting for individual study, or with a tutor as a group.

Academic Center

A \$15 million renovation to the Gym Armory in 2002 not only made it among the nation's premier academic centers, but put it at the forefront. Improvements to the existing center give LSU student-athletes the best opportunity for success by providing access to the latest technology, as well as an array of expanded services.





Campus LIFE



Location: Baton Rouge, La.
Founded: January 2, 1860
Enrollment: 28,771
President: Dr. John V. Lombardi
Major Fields for Bachelor's Degrees: 72
Major Fields for Master's Degrees: 72
Major Fields for Doctoral Degrees: 54



LSU's Memorial Tower (top main photo) was one of the first structures completed on the present campus and sits east of the quadrangle (above, left). It represents the University as a memorial to those who gave their lives during World War I. Although it currently houses the LSU Anglo-American Art Museum, plans are in process to return Memorial Tower to a military museum as originally intended. The University lakes (above, right) on the LSU campus give various recreational options.



Louisiana State University and Agricultural & Mechanical College has, throughout its 146-year history, served the people of Louisiana, the region, the nation, and the world. LSU is creating a revolution, one of pervasive change and advancement. For the past six years, the focus of the LSU community has been an increased commitment to excellence. Our progress has been dramatic and shows no sign of stopping.

Having witnessed many of yesterday's possibilities become today's tangible realities, the LSU community set forth to capitalize on its success. The goal was to improve our standing as a nationally competitive flagship university. Following intense discussions among the LSU Board of Supervisors, campus administrators, faculty, and student leaders, the objectives required to reach this status crystallized, providing the impetus for LSU's National Flagship Agenda.

Why LSU?

Shaquille O'Neal
LSU Basketball Player
1989-92



“LSU is my home. It was a place where I made my name and a place where I was able to come here and have fun. It was the best three years of my life. While you are here, have fun and become a master of time management. You need to do what you have to do to make it. Work hard. I have been blessed. Baton Rouge is the place that helped me become who I am. I will never forget this place.”

“Those were great years at LSU. They were such great years. I couldn’t have asked for anything better than my four years at LSU. I received my degree in business, played the sport I loved and made so many friends.”



Bob Pettit
LSU Basketball Player
1951-1954

“First and foremost it’s the flagship university in Louisiana. No other school in the state comes close to LSU. We all know LSU is one of the best athletic and academic programs in the country and Collis wanted to be a part of that. We wanted him to be a part of a basketball system that stressed the same priorities such as time management, discipline, organization and winning in the classroom and on the basketball floor.”



Collis Temple Jr.
LSU Basketball Player
1972-75

“Ever since I was a kid I loved LSU basketball. Coming there and playing basketball was absolutely the best situation to me.”



Collis Temple III
LSU Basketball Player
2000-03

Did You Know?

- In the 2009 and 2010 editions of *U.S. News & World Report’s America’s Best Colleges*, LSU is ranked in the first tier for “Best National Universities.”
- LSU is the only public university in Louisiana designated as having very high research activity (RU/VH) by the prestigious Carnegie Foundation for the Advancement of Teaching, the highest ranking awarded to doctorate-granting institutions.
- LSU was named to the 2009 President’s Higher Education Community Service Honor Roll, the highest federal recognition a college or university can receive for its commitment to volunteering, service-learning and civic engagement, by the Corporation for National and Community Service.
- LSU earned the prestigious Carnegie Community Engagement and Outreach classification in 2008, one of 68 public institutions nationally with this elective



classification based on community engagement.

- LSU is one of only a handful of universities in the nation having land-grant, sea-grant and space-grant status.
- LSU currently ranks among the top 30 public universities in total research awards. The University’s total federal funding; from

agencies such as the National Science Foundation, National Institutes of Health, and the Department of Homeland Security; has increased 86 percent or more than \$90 million over the last five years.

- *Newsweek* magazine named LSU the “Most Diverse” school in the nation in the Sept. 3, 2003, issue. The enrollment consists of 24 percent minority students.



Campus

APARTMENTS

The Tigers' Home Away From Home

LSU has 18 residence halls with architectural styles ranging from a Renaissance style typical of the older core of the campus to modern high-rise buildings. Above is the newest addition, the highly popular East Campus and West Campus apartments, co-ed dormitories that include furnished rooms with connecting suites and e-mail workstations in the lobby, all within a short walk from the dining hall.





TOP: LSU basketball players join other student-athletes in an event at the local mall. **MIDDLE:** Coach Johnson reads to children at the Reach Out and Ready Program. **BOTTOM:** Tigers make an annual Christmas visit to a local hospital.



Community OUTREACH

Shaquille O'Neal CHAMPS/Life Skills Program

The CHAMPS/Life Skills program at LSU is operated out of the Academic Center for Student-Athletes, and the focus of the program is on five commitments viewed as critical to personal growth.



LSU student-athletes participate in a variety of community service projects including reading in schools,

nursing home visits, hospital pediatric ward visits and speaking engagements.



Mike Mallet
Director of Student Affairs/
CHAMPS Program



Jade Bryan
Assistant Director for Diversity,
Inclusion, and Civic Engagement



Trent Johnson

IN SOUTH AFRICA

What started with a donation of purple and gold LSU basketballs to a friend led Coach Trent Johnson to the Nkomazi region of South Africa for a 10-day goodwill mission this past summer to help teach the sport of basketball to coaches and youngsters as part of the TRIAD Trust program.

TRIAD, an acronym for “Training to Reduce the Incidence of Aids-Related Death,” was established to stop the transmission of HIV through culturally relevant, locally sustainable health and life skills education-based programs in communities affected by HIV/AIDs in a region on the border of Mozambique, Swaziland and South Africa where the disease claims far too many lives.

TRIAD uses sport as an avenue for health education, and has created a program that combines youth soccer and basketball leagues with HIV tests and medical lessons. A high-tech fingerprint scanning system tracks children’s HIV tests and attendance at practice and health lectures. If they miss these sessions, they





“I’m looking forward to the opportunity that has been given to me,” said Johnson prior to the trip. “I’m just trying to do my part to help in any small way, regardless of where that may be. I’m hopeful that I can be of some help and benefit to the program.”

are not allowed to play in games that week.

It was Sarah Kate Noftsinger, the Director of Sport and Professional Programs for TRIAD and a former assistant soccer coach at Stanford when Johnson was the head basketball coach there, who thought of her friend when she needed help. After all, they bonded on the court at athletic department dodge ball games.

“I really admire Trent as a coach, father and role model,” Noftsinger said. “His dodge ball skills may need some work, but otherwise, he has tons to offer.”

That tons to offer has included basketballs that Johnson has had shipped to help the organization and the wearing of red ribbons by the LSU staff on World AIDS Day this past season. Johnson also passed the word along to some of his coaching friends who also wore the red ribbons in support of the Day and the effort that people like Noftsinger are trying to accomplish.

The TRIAD Nkomazi Rush Mission that Johnson visited was established in 2009 dedicated to educating children, young adults and adults with comprehensive understanding of HIV/

AIDS, while empowering them with the necessary life-skills to make healthy lifestyle choices. The TRIAD Nkomazi Rush is also dedicated to developing facilities suitable to the organization and conduct of the games.

As of December 2009, the Rush had over 3,500 members participating in the region’s first professionally organized, locally managed and unified sports league.

One of the keys to the success of the TRIAD program is that it lays the foundation for a successful program and trains local leaders to run the day-to-day operations themselves. In this way, TRIAD creates jobs for adults in the community in addition to providing medical education for the children.

The Nkomazi Rush Mission received plenty of national publicity this past summer during Coach Johnson’s visit from such outlets as the New York Times and the ESPN World Cup series, “Umlando, Through My Father’s Eyes” featuring ESPN’s Sal Masakela and his father, South African jazz music legend and activist Hugh Masakela.

“I guess the easiest way to articulate what I was doing was to have a classroom setting, if you can call it a classroom

setting, with 15 area coaches and guys who aspire to be coaches from ages 19 through basically one, who was a 34-year-old teacher. We talked about the game of basketball and the tradition of the game of basketball, and they were like sponges,” said Johnson.

“Then, in the afternoon we would go to -- it would be an outdoor court with baskets that we had purchased. On any given day, 80 to 150 kids from the ages six through 13 would come and have stations to teach the game of basketball. We had a passing station, a shooting station, a dribbling station, a footwork station and a defensive station. The thing that was so impressive was the kids in general. Some had no shoes and no shirt, but just the joy and energy they had to play the game and to learn the game.

“Some of the guys that passed the class, so to speak, had a certificate that said they passed the class. I’m going to stay in constant contact with them over this year and hopefully if things pan out I might have one or two of them come over and visit. I plan on being involved and moving forward as much as TRIAD Trust will have me,” said Coach Johnson.





Maravich CENTER



MARAVICH CENTER



Just at a time when it appeared the Pete Maravich Assembly Center was past the point of being a first-class basketball building, the LSU Athletic Department stepped in and began a three-year campaign to spruce up the building that has been known since 1988 as the PMAC.

In a year when the building would also become famous worldwide as the site of the largest triage unit in history after Hurricane Katrina, the athletic department was able to finish its renovation in time for the 2005-06 season and turn the building back into a showcase for LSU men's basketball.

An interactive concourse area depicting the history of the great players who have starred for LSU in the building, additional restrooms,

new seats throughout the arena along with increased court lighting has taken the building to a new level. Now, a new practice facility for men and women is near completion along with a new men's locker room complex helping the Assembly Center's appeal for players and fans for years to come.

The Maravich Assembly Center is, like the other venues LSU basketball has bounced around in through its long history, unique in its own way. Before moving across from Tiger Stadium, the Tigers set up shop in the Pavilion on the old LSU campus, the Huey Long Field House Gym Armory (now the Cox Communications Academic Center) and the John M. Parker Agricultural Center. LSU and SEC fans knew the latter as the "Cow Palace"



Arena Facts

11.5 Million

Original cost of building -- \$11.5 million; one of the most visible structures on campus.

NCAAs

Site of two NCAA Regional Basketball Tournaments: 1976, 1986

NITs

Site of six NIT events: 1982, 1983, 1987, 1989, 2002, 2009

2008, 2009

Site of NCAA Women's Basketball First and Second Rounds in 2008 and 2009

East to West

East-to-West, you can put a football field and still have almost 33 yards of space left.

North to South

North-to-South, you can put another gridiron and have about 13 yards extra.

3,113,380

There are over one-fifth of a million square feet enclosed and over one-quarter of a million square feet throughout for a total of 3,113,380 cubic feet.

1,750

A total of 1,750 tons of air conditioning keeps the interior at year-round comfort.

13,215

Seats 13,215 spectators after \$5 million renovation to concourse and seating areas.


as it served as the primary home for LSU basketball for four decades.

But when the LSU Tigers commenced play in the Assembly Center in the 1971-72 season, it marked the beginning of a new era in LSU Roundball. Now, with LSU entering its 40th season in the Assembly Center, the building is the longest running venue in LSU's basketball history.

The building opened as the LSU Assembly Center, but during the summer of 1988, then Louisiana Governor Buddy Roemer signed legislation changing the official name of the building to the Pete Maravich Assembly Center in honor of the LSU star who had died tragically earlier that same year.

The Maravich Center is also the home for the LSU volleyball, gymnastics and women's basketball teams.

Pete Maravich never got to play any of his college ball in the Assembly Center, but the plans for the building came while he and the Tigers were packing the "Cow Palace" from 1967-70. So like Yankee Stadium being the "House that (Babe) Ruth Built", the Assembly Center can certainly be classified as the "Palace that Pete Built."





Practice FACILITY

RIGHT: Ribbon-cutting ceremony for the completed venue on September 23, 2010.

“It’s important for the program itself and it will give us a recruiting edge. It will make a player want to come here. It’s a basketball player’s dream. I just can’t wait for the season to start and Coach Trent Johnson, it makes his life a lot easier recruiting-wise. Hat’s off to the University.”

Rudy Macklin
All-American
Member of the 1981 Final Four Team



The LSU men’s and women’s basketball teams had plenty to celebrate in September as the ceremonial ribbon was cut outside the front doors of a \$13.3 million practice facility that is attached to the north side of the Pete Maravich Assembly Center.

It was hard to find much not to like about the new facility from those that will use it on a daily basis to those who wish they were still playing for the Tigers.

“It has been challenging times at LSU as you all know, and during challenging times it is nice to pause and celebrate some good news, and this is one of those days of celebration,” said LSU Chancellor Dr. Michael Martin. “We are building facilities that will benefit us for many years to come. It will benefit great student-athletes, it will benefit

great coaches, it will engage great fans and keep this institution the type of institution that we know it has become and know it will continue to be.”

Both the men’s and women’s team benefit with beautiful separate full-sized practice gymnasiums. Each has two portable goals and four overhead retractable goals, both are exact replicas of the PMAC competition court. Each gym features a scoreboard, video filming balcony and scorer’s table with video and data connection. Each gym spans 11,324 square feet and includes a regulation NCAA court in length with two regulation high school courts in the opposition direction.

Besides the men’s gymnasium, the area will become the primary work area for the

basketball team with a new locker room, team lounge, training room, laundry facility, coach’s locker room and storage areas.

“What it means, it gives us a chance to compete at the highest level,” said Tiger coach Johnson. “Also, what it means for me is that the guys I am fortunate enough to coach do not have a sense of entitlement because they are not responsible for this being built. They are responsible for having pride in this building and making sure that former players, coaches and managers alike who were responsible for this being built, that they want to come out and watch them play.”

Many former players were on hand, like All-American and 1981 SEC Player of the Year Durand “Rudy” Macklin, who walked into the

FACILITY FACTS

- Project Cost: \$13,913,000
- Ground broken on July 1, 2008
- Contractors: Guy Hopkins Construction of Baton Rouge based on the designs by the firm of Tom Holden Architects of Baton Rouge in a joint venture with RDG Sports of Des Moines, Iowa
- Total Project Area: 58,960 square feet of new construction and 1,100 square feet of renovated construction
- Two state-of-the-art practice gyms each spanning 11,324 square feet; includes a regulation NCAA court in length with two regulation high school courts in the opposite direction
- Each gym has two portable goals and four overhead retractable goals; both are exact replicas of the PMAC competition court
- Each gym can hold up to 800 people for special events
- Each gym features a scoreboard, video filming balcony and scorer's table with video and data connections to enable instant replay
- A central two story lobby and grand staircase ascends to the second level. The lobby showcases team displays and graphics, trophy cases and memorabilia from the past. The displays and wall graphics were designed by ZE Design of Centerville, Ohio.
- On the second level of the facility is a Pre-Function Room that opens to an extension of the Maravich Center concourse. It can hold approximately 500 people for pre-game and post-game functions.
- Other areas of the addition include a Press Room, Men's Basketball Locker Room, Team Lounge, Training Room, Laundry Facility, Coach's Locker Room and storage areas.



TOP: The new LSU dressing room
BOTTOM: The men's practice gym



LEFT: The entrance way of the practice facility highlights the history of both the men's and women's basketball programs.
MIDDLE: The new facility video room. RIGHT: LSU's new training room.



practice gym and just stood for minutes in disbelief at the new facility and continued to be amazed as he saw more and more of the men's dressing room and training facility.

"This is our school. It started with rubber floor and the 'Dungeon' ... We all practiced down there. Now to see it come to this. I was born too soon," said Macklin, a member of the 16-player All-Century team selected in 2009.

Jordy Hultberg, a former Tiger point guard when the Tigers won their first championship in 1979 and an assistant coach on the 1981 Final Four team, who now works for the LSU Sports Radio Network and Cox Sports TV, has seen a lot of practice facilities in his media travels.

"I have seen all the practice facilities

on the NBA level where you have multi-billionaires and I never seen anything like this," he said. "This tops them all. Nothing but first-class. The courts are nothing but pristine. If you don't want to come play here, where are you going to play? I mean it's just a beautiful facility. My hat is off to everyone involved. It's great to be kind of a part of this in a sense that we played here once before and it's a wonderful, wonderful feeling."

The building also includes a central two-story lobby and staircase that ascends to the second level that has a room that can hold approximately 500 people for pre-game and post-game functions that leads into the Maravich Center concourse. The lobby showcases team displays and graphics, trophy cases and memorabilia from the past.

The displays and wall graphics were designed by ZE Design of Centerville, Ohio.

The facility was constructed by Guy Hopkins Construction of Baton Rouge based on designs by the firm of Tom Holden Architects of Baton Rouge in a unique joint venture with RDG Sports of Des Moines, Iowa.


Vice-Chancellor and Director of Athletics Joe Alleva stressed his feelings on the building: "What this building symbolizes to me is excellence and the striving for excellence. This building gives our coaches the opportunity to acquire the talent that we need to win and compete for championships, and that is what we are all about here. Striving for excellence and competing for championships."



National SPOTLIGHT

CBS analyst Clark Kellogg visits with head coach Trent Johnson after LSU's 2009 NCAA Tournament First Round win over Butler.

On the Cover LSU Basketball on Magazine Covers



On the Tube LSU Basketball on National Television



LSU players meet with the media after the game.



LSU's TV exposure continues to expand each year thanks to the television contracts with the SEC. Those exposures will continue to increase starting in 2010 thanks to new 15-year contracts the league has signed with CBS Sports and ESPN.



ESPN's College Gameday made a 2007 stop in Baton Rouge.



Tasmin Mitchell at an NCAA Press Conference.

Milestone Television Contracts

With the start of 15-year agreements with ESPN and CBS Sports, SEC basketball will have unprecedented television access regionally and nationally.



- Each of the 96 conference games will be televised live as part of the SEC's historic agreements with CBS Sports and ESPN.
- Almost half of the SEC's league games will be distributed nationally with ESPN or ESPN2 television 27 contests, ESPNU showing eight and CBS Sports five.
- ESPN and ESPN2 will offer 27 conference matchups.
- The SEC games on the ESPN family of networks will be exclusively branded as the "SEC on ESPN."
- Regionally-syndicated games will be televised on the SEC Network as part of ESPN Regional Television (ERT).
- The SEC Network will televise 37 intra-conference games while Fox Sports Net will show 10 contests and CSS nine.
- The majority of games not televised nationally will be available as a part of ESPN Full Court, the pay subscription college basketball out-of-market service, and on ESPN360.com.
- ESPN Regional Television (ERT) will produce and distribute a studio show each Saturday afternoon during conference play and at the SEC Tournament.
- SEC games will be televised nationally now on Tuesday (ESPN Super Tuesday), Thursday and Saturday and Sunday.
- National coverage of the SEC Basketball Tournament has been expanded with the semifinals and championship game broadcast on ESPN on ABC. The SEC Network will televise the first two rounds of the tournament which this year will be played March 10-13 in Atlanta.
- ESPNU will also be televising games on Thursday night.



LSU Basketball strength coach Juan Pablo Reggiardo works with Storm Warren in the Tiger Stadium weight room.

Strength & CONDITIONING

The LSU strength and conditioning facility in Tiger Stadium was built in 1997 and features the latest in both strength training and cardiovascular training equipment. Measuring 10,000-square feet, LSU has one of the finest strength and conditioning facilities in the nation.

LSU basketball's strength and conditioning program took a new direction in 2008 with the arrival of Juan Pablo Reggiardo from Stanford with Coach Trent Johnson.

He brought a training philosophy geared towards training that reflects the specific demands which basketball places on the athletes: to train explosively, using closed chain, multi-joint and multi-planar movements. Through the combination of weight training, conditioning, swimming, balance training, flexibility, yoga and even mental relaxation drills, the total program is designed to make explosive, dynamic and flexible athletes who are well prepared for any game-time situation.





28

Multi-purpose power stations

36

Assorted selectorized machines

10

Dumbbell stations with 2 sets of 5-180 pound free weights

Custom

Custom made equipment by Body Masters and Eleiko



Total Commitment

One of the many aspects of Coach Reggiardo's strength and conditioning program that differentiates it from other elite programs is the total commitment to improving each player's athleticism and his body's ability to handle the stresses of the sport.

It begins with a comprehensive physical evaluation and continues with pre-season, in-season, spring and off-season training. Each player receives individually designed exercise and nutritional plans created with his strengths and weaknesses in mind, to help each athlete reach the extent of his potential, both physical and mental.





Athletic trainer Shawn Eddy (above) uses rehabilitation exercises in the new practice facility training room.

Athletic TRAINING

LSU boasts the largest and most complete athletic training facilities in all of collegiate athletics highlighted by the Broussard Center for Athletic Training in Tiger Stadium. The Broussard Center includes an on-site x-ray room, an in-house pharmacy, as well as the largest hydrotherapy pool in both collegiate and professional sports and is one of the few collegiate training centers with a full-service pharmacy and a full-service vision center.



The New Training Room

LSU men's basketball team now has the benefits of a first class training facility of its own in the new practice facility attached to the Maravich Center.

Broussard Athletic TRAINING CENTER



The two story, 22,000 square foot facility contains 20 treatment tables with the newest forms of modalities available, 14 taping stations, a 1,600 square foot rehabilitation area which contains the latest rehabilitation equipment including the Cybex Norm, Woodway treadmills and Body Master select rise equipment. LSU's multi-million dollar athletic training facility is named in honor of Dr. Martin J. Broussard (left), the legendary trainer whose career spanned over 40 years at LSU.



Complete Care



Dental Center

A fully functional dental center, staffed by Dr. John Vance, is located inside the Broussard Center for Athletic Training.



Rehabilitation

LSU's Broussard Center for Athletic Training boasts some of the most technologically advanced equipment to aid the recuperation and rehabilitation of LSU's student-athletes.



Real-Time X-Rays

A new state-of-the-art fluoroscope was added in the summer of 2008 that will provide LSU trainers the opportunity to take x-rays on site in the Operations Center. The machine can provide real-time images of the internal structures of a patient.



Gameday Wellness

The full-time training staff, along with student assistants, prepare the players prior to games.



Vision Center

Dr. Don Peavy conducts eye exams for LSU's student-athletes in a convenient location in the Broussard Center for Athletic Training.



Pharmacy

The LSU Athletic Training Pharmacy is the only one of its kind in college athletics. Staffed by pharmacist David Chavin, the LSU Athletic Training Pharmacy provides the Tigers with first-class service in a convenient location.





(Front Row) Blackie Banker, Wally Wells, Henry Young, Sparky Wade, Nolan Miller, Guy Ottwell, Milford McDonald, Mac Michael.

(Back Row) Judge Bryan, Bill Leathers, Shongaloo Lindsey, Sid Adger, Texas Bo Bohannan, Red Beeson, Jack Harris, Ben Journeay, Buddy Blair.

1935

Winner American Legion Bowl - Atlantic City, N. J.
Southeastern Conference Champions
Coach Harry Rabenhorst • Record 14-1, 11-0

NATIONAL CHAMPIONS

It was a different time and a different era. But in 1935, in the days before the NCAA Tournament and the National Invitation Tournament sprung to life and created true March Madness, there was a national championship being claimed on the hardwood at LSU.

Led by the school's first All-American, Sparky Wade, and Buddy Blair, the Tigers of 10th year head coach Harry Rabenhorst pulled off a feat that many people feel is the first magical moment of LSU basketball. The Tigers, after a 13-1 regular season and a co-championship in the Southeastern Conference, went to Atlantic City and played the best team in the East, the Pittsburgh Panthers, and won.

They called Wade the "Little Giant from Jena," and he could make a basketball do almost anything. He was 5-6 and a smaller preview of what would come in the late 1960s with Pete Maravich.

In 1935, the Tigers had a very favorable schedule that saw them play only three of 14 games away from the comfort of the Gym-Armory. The road games weren't bad trips at all, even in those days. One was to Houston to face Rice and the other two were to New Orleans to face Tulane.

The only loss of the season was that game against Rice, 56-47. Wade jokingly said in later years of that game, "The Rice Gym was an old auditorium with one chandelier with twenty-five watt bulbs. You could not see your feet or the color of uniforms. Even the floor was unwaxed."

But that was the only time the Tigers stumbled. Ironically, there was no SEC Tournament that particular year so LSU and Kentucky would not meet in basketball that season. Kentucky, undefeated in the conference, had not lost to LSU in a hoops contest and wouldn't until 26 years later.

So LSU and Pittsburgh were invited to



the battle for the American Legion Bowl before some 5,000 at the Atlantic City Auditorium. LSU won by four, 41-37, but that tells so little of the story.

It was April 13, 1935. Doc Carlson's Panthers were 18-5 on the season. The Tigers started out very, very slow at a time when scoring points could be easily at a premium. The Tigers trailed 18-4 and still were down by nine, 26-17, at the half.

Gradually LSU rallied back. Buddy Blair made a long shot to give LSU a 35-33 lead. He then followed it with the next six points for the Tigers. Pittsburgh outscored LSU 17-16 in field goals, but LSU had a 9-3 advantage from the free throw line.

Blair led all scorers with 20 points, Shongaloo Lindsey added eight, Sparky Wade five, Jack Harris four and Arnold Bryan and Ben Journeay two apiece. While Wade's point total was down, his ball handling and court presence meant much to LSU's win.

The Advocate trumpeted the news the next day: "Louisiana State University, power

in the Southeastern Conference, came from far behind tonight to defeat the University of Pittsburgh, Eastern Conference champion, 41-37, in their inter-sectional basketball game.

"The Bayou Tigers from Baton Rouge, trailing 26-17 at the half, smothered Pittsburgh in the second half with their flashy passing and scored goal after goal from the field."

"Pittsburgh used a figure-eight offense," Buddy Blair once said. "We had not seen this before and it hindered us in the first half. In the second half, we got our fast break going and just about ran them crazy."

In the days before Bob Pettit arrived on campus, Harry Rabenhorst said in 1951 that Wade was head and shoulders the best player on campus. "We've had some great boys here at LSU. We've had some great ones, but Sparky Wade was the most spectacular and most colorful. He was a showman and probably the greatest dribbler in basketball. Sparky came to delight the fans. He never came up short on that count."

"I'm not as great as they say I am," Sparky once said. "I'm just a little fellow - five-eight if I stretch - but you know, basketball is the silliest game in the world. You have 10 guys and only one basketball, and if I have the ball, who can beat me?"

In 1935, only one team could beat the Tigers and powerful Pittsburgh couldn't stop a second half onslaught that led to a special moment in LSU basketball: a chance to claim a national championship.

In 1994, the remaining living members of the team were honored and a banner lowered from the Maravich Center to forever honor the accomplishments of this great team in Tiger basketball history.

In 2009, the widow of Sparky Wade and her family took part in LSU basketball's 100th anniversary celebration as Wade was named one of the 16 members of the LSU All-Century team.

NCAA Final Four Legacy

Four NCAA Final Fours for LSU: 1953, 1981, 1986, 2006. All with different heroes and much different circumstances. LSU's first Final Four appearance came at the time when it wasn't a media event in the days before television. The second came at a time when the LSU program was at a zenith, winning 17 straight conference games. LSU's 1986 Final Four trip came when LSU fans least expected it, or even imagined it. LSU returned to the Final Four again in 2006, taking a conference championship season and moving through the tournament, upsetting the No. 1 team in the tournament and the country in the process. Here's a brief look at LSU's four NCAA Final Four appearances:



1953

Record: 22-3, 13-0 in the SEC • Coach: Harry Rabenhorst

The NCAA Tournament was enlarged to a whopping 22 teams in 1953, adding four new conference winners and two more at-large entries. LSU, led by junior Bob Pettit, went through the conference undefeated in a year when Kentucky was barred from fielding a team, and advanced to the Final Four in Kansas City by downing Lebanon Valley (89-76) and Holy Cross (81-73). The Tigers were unable to sustain the momentum in the national semifinals, losing to Indiana, 80-67.



1981

Record: 31-5, 17-1 in the SEC • Coach: Dale Brown

It was 30 years ago that LSU fans were "Silly in Philly" over LSU's trip to the Final Four. It was a year in which an LSU team, which featured Durand "Rudy" Macklin, Greg "Cookieman" Cook, Ethan Martin, Howard Carter, Leonard Mitchell and Willie Sims among others, would win 26 straight games, including the first 17 in the league to advance as high as No.2 in the nation. Coach Dale Brown got the draw he wanted in the tournament, a route that would take him to the Final Four through the Louisiana Superdome. With the majority of 30,000-plus fans on hand, the Tigers beat Arkansas (72-56) and Wichita State (96-85) in the regional rounds to advance to the Final Four. But Macklin was hurt in the Wichita game and was less than 100 percent. Again Indiana would be the team to beat LSU in the national semifinals, 69-47.



1986

Record: 26-12, 9-9 in the SEC • Coach: Dale Brown

A season that started 14-0, had a chickenpox scare in the middle, and finished the regular season with eight losses in the last 13 games, still had much promise to it at the end. The Tigers, coming off an SEC Championship the year before, still showed enough to earn a spot in the NCAA Tournament field of 64. LSU was seeded 11th, but would get to play its first two games in the then LSU Assembly Center. The Tigers first beat Purdue in double-overtime, then used an Anthony Wilson buzzer beater to down Memphis. From there, it was a win over Georgia Tech and then Ricky Blanton, Don Redden, Wilson and Derrick Taylor pulled off the impossible, beating Kentucky in the regional finals after the Wildcats had won three previous meetings earlier in the year. LSU was at that time the lowest seed ever to make the NCAA Final Four, a mark that stood until 2006.



2006

Record: 27-9, 14-2 in the SEC • Coach: John Brady

The Tigers won the Southeastern Conference with a 14-2 record, extending an unbeaten string of SEC wins in the Maravich Assembly Center to 17 games dating back to March of 2004. LSU was the fourth seed in the NCAA Tournament's Atlanta Regional and was sent to Jacksonville, Fla., to begin tournament play. After dispatching Iona in the first round, LSU's battle with Texas A&M would be the first of three straight epic battles that LSU would face on the road to the Final Four. It would take a Darrel Mitchell three-pointer with less than five seconds to play to get LSU the Round of 16, with a 58-57 win over the Aggies. The Tigers advanced to the Atlanta Regional semifinals where LSU downed the tournament top seed and the nation's No. 1-ranked team, Duke, and then went on to knock off No. 9 Texas in overtime, 70-60, to bring LSU back to the Final Four for the first time in 20 years.

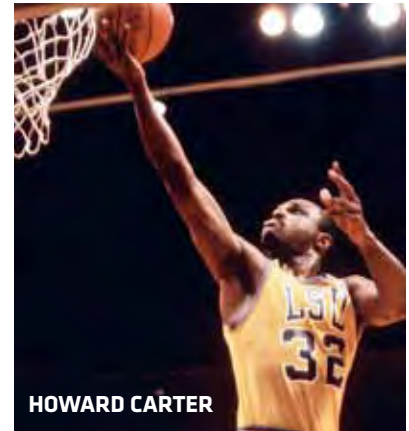


RUDY MACKLIN



*Tigers To the Top
Fighting Tigers of LSU
Dale Brown and the Tigers
Win Cause They're A Team
With Talent, Heart and Hustle
They've captured All our Dreams
The Purple and Gold Will Go The
Philly Way
LSU Will be The Champs of the
NC-Double-A.*

-Tigers To the Top



HOWARD CARTER

1981 Final Four

30 YEARS AGO

The Tigers didn't win the NCAA title 30 years ago as the song written that season hoped, but the team took its fans on a magical ride to get "Silly in Philly" as LSU advanced to the NCAA Final Four for the first time since 1953.

Amazingly, a team which had its season defined by a long-winning streak may have found the chemistry and ethic for success on the frozen tundra of Alaska at the Great Alaskan Shootout.

"We didn't play well, but it helped us find ourselves," said All-American Rudy Macklin.

The Tigers were beaten in the second game by Arkansas and Coach Dale Brown left a strong, powerful message with his team in the dressing room.

"He said we just can't come out and expect to win automatically. I remember that. We were a top five team," Macklin said. "We just came out and we just ran through the motions. We thought that because we were LSU, everybody was going to lay down and die. That didn't happen."

But after that loss, LSU wouldn't lose again until the final game of the regular season – a span of 26 games, including an amazing 17 straight in the league. Only a late loss at Kentucky in the regular season finale

stopped the Tigers, who easily won the SEC Championship with an unprecedented 17-1 record.

The Tigers were a tight-knit group off the court and it showed on the court.

"We all hung together," said Leonard Mitchell, a freshman that year. "We had our own little nucleus. We had our own little family-thing going. When somebody was down, someone else picked up the slack."

Ten years ago, this team gathered for their 20-year reunion. Stories were shared with lots of laughter and tears. They reveled in each other's company and shed a tear for those who couldn't be with them anymore. Since then others have left much too early as well.

The memories are still fresh in their mind of their time in the Superdome where they would go through the regional semis and finals with 30,000-plus of their wildest fans watching them take the LSU journey to the ultimate ride – all the way to Philadelphia.

When the great teams of LSU are remembered, the 1981 team is always at the top of the list. From an early lesson learned to the Final Four. From Alaska to Philly. Quite a ride.

1981 Final Four Tigers

Coach Dale Brown

Associate Coach Ron Abernathy

Assistant Coach Rick Huckabay

Assistant Coach Jordy Hultberg

Trainer Dr. Martin Broussard

Manager Stan Harris

Mark Alcorn

J. Brian Bergeron

Tyrone Black

Howard Carter – All-Century Team

Andy Campbell

Greg Cook

Joe Costello

Matt England

Johnny Jones

Brian Kistler

Durand "Rudy" Macklin – All-Century Team

Ethan Martin – All-Century Team

Leonard Mitchell – All-Decade Team

Willie Sims


John Tudor




RICKY BLANTON



DON REDDEN



JOHN WILLIAMS



1986 Final Four

25 YEARS AGO

They are still after all these years an 11th seed to remember.

It was 25 years ago that the 1986 LSU Tigers became the Cinderella of all Cinderellas in the NCAA basketball tournament.

The Tigers, at the time, became the lowest seeded team to make it the Final Four at 11. This was a team that made it despite winning just eight of its last 19 games.

The 1981 team was supposed to be there. This team made it despite the longest of odds.

Now somewhere there is an old NCAA committee member laughing at the remembrance that LSU barely made the tournament as an at-large selection and found itself playing in the Assembly Center against much higher ranked teams.

First-round opponent Purdue wasn't laughing. Especially when the Tigers won late in the night. The game went into double OT with the Tigers playing in front a charged up arena full of Tiger fans, who had been revving up all day waiting for their chance to yell for their team. A neutral site for an NCAA Tournament? Not here. Not this year.

Then came an even unhappier Memphis team and how many thousands to this day claim to have been there for a miraculous shot heard throughout the college basketball world at the buzzer that gave LSU an 83-81 win.

"The shot was probably the defining moment of the tournament for us," said shot maker Anthony Wilson. "I remember there was a mad scramble for the ball by several people. "Ricky (Blanton) and Don

(Redden) also went after it. I happened to be the one to come up with it. I just let it go and it happened to go in."

It was the time of the freak defense of Coach Dale Brown and the will to do what no one thought possible. No one but Coach Brown and his Tigers. It was things like a sophomore guard who would have to bulk up and play center that mattered. It was overcoming a chickenpox scare. It was a belief and a drive that Tiger fans watched and clung to with joy.

Those were the stories told when this group had its 20th reunion five years ago. It all came with plenty of memories of finally beating Kentucky after three losses earlier in the year to complete the dream of going to the NCAA Final Four.

"Never have I had a team that was so close-knit and (the players) loved each other," said Brown. "This was just a feel-good team to be around."

(Editor's Note: You may note that the team chemistry proved important in all of LSU's Final four moments.)

They had a run unmatched until 2006 when George Mason made it from the 11th seed as well. But no 11th seed would ever play on their home floor again. In fact, no one would again. It was never called the LSU rule, but it WAS the LSU rule.

Now 25-years later we can still remember one of the greatest runs in tournament history with great fondness. One all LSU fans were happy to have a part in thanks to a weekend of Deaf Dome Magic at the Assembly Center.

1986 Final Four Tigers

Coach Dale Brown

Associate Coach Ron Abernathy

Assistant Coach Bo Bahnsen

Assistant Coach Johnny Jones

Ricky Blanton - All-Century Team

Oliver Brown

Neboisha Bukumirovich

Chris Carrier

Ocie Conley

Zoran Jovanovich

Don Redden - All-Century Team

Derrick Taylor - All-Decade Team

Jose Vargas

John Williams - All-Decade Team

Anthony Wilson


Edwin Wilson

Nakita Wilson - All-Decade Team

Bernard Woodside



GLEN DAVIS



DARREL MITCHELL



GARRETT TEMPLE

2006 Final Four

5 YEARS AGO

The 2006 LSU team by the end of the group's amazing run had truly become Louisiana's team. A team that people looking to rebound from the devastation of two hurricanes could gather together and watch play and rejoice in their success.

How in the world did four guys from the Baton Rouge area, who played together and grew up together, wind up at the flagship university playing with a point guard from just down the road in St. Martinville?

Coach John Brady made it happen. With a loveable Big Baby, a defensive stopper carrying the name of the famous Temple family, with a freshman named Mitchell, who would go on to become one of the greatest players in school history and, a shot blocking freshman named Thomas, who in one year left his mark on the program.

Throw in the "old man" of the team at point guard, Darrel Mitchell, and this Louisiana gumbo was smoking hot.

Has it really been five years since they took us all on their party bus to the Final Four?

This team's destiny seemed sealed after Hurricane Katrina when the players saw their basketball arena turned into a triage center. The players volunteered their time and left different from when they entered.

"The whole experience made us stronger as people and made our friendship and camaraderie that much stronger," said Glen "Big Baby" Davis.

The Tigers won the Southeastern Conference title and went to Jacksonville, Fla., for the opening round of the tournament. Mitchell knew it was his last stand.

"This is it for me," he said. "I want to make sure I've done everything I can before I walk away."

It wasn't easy for sure as Iona led at halftime, but Brady asked his team at halftime if they really wanted to win the game and he got the answer he wanted as Davis and Mitchell got it going in the second half to advance to a second round game against Texas A&M.

The feeling this wasn't going to be a short ride came the next day in the press conference when the Tiger players turned the event inside out. As Randy Rosetta of The Advocate wrote: "Normally a solemn-almost somber-part of the tournament process, the LSU news conference featured part comedy routine, part story-telling and all entertainment..."

LSU was ready for anyone and when Mitchell's three hit nothing but the next with 3.9 seconds to play against A&M, LSU was ready for No. 1 Duke in the regional semifinals. It was at that point fans saw Garrett Temple introduced to Duke's J.J. Redick. Temple's defense was the glue that propelled LSU to a regional final with Texas. There was no stopping LSU and this team with the confidence to do most anything hard, found the will to outlast the Longhorns in Atlanta.

The LSU band broke into Mardi Gras music, the Georgia Dome rocked and back home people were waiting at the PMAC to greet "their guys." This Louisiana team led by Louisiana players had the attention of the state and the basketball world. The Final Four was obtainable for the first time in 20 years for LSU.

Louisiana was celebrating and for good reason, a lot of people were smiling.

2006 Final Four Tigers

- Coach Dale Brown
- Coach John Brady
- Associate Head Coach Butch Pierre
- Assistant Coach Nikita Johnson
- Assistant Coach John Treloar
- Administrative Asst. Scott Soprych
- Trainer Shawn Eddy
- Strength Coach Jeff Dillman
- Manager Chris Heine
- Manager Jason Reed
- Manager Louis Ruffino
- Glen Davis - All-Decade Team
- Alex Farrer
- David Fleshman
- Chris Johnson
- Darnell Lazare
- Dameon Mason
- Tack Minor
- Darrel Mitchell - All-Decade Team
- Tasmin Mitchell - All-Decade Team
- Magnum Rolle
- Garrett Temple
- Tyrus Thomas - All-Decade Team
- Ben Voogd

All-Americans

The following LSU players were named to a first, second or third All-America team at some point in their college careers. Eight LSU players (Sparky Wade, Bobby Lowther, Bob Pettit, Pete Maravich, Durand "Rudy" Macklin, Chris Jackson, Shaquille O'Neal, Glen Davis) were designated first-team All-Americans at some point in their career. Gary K. Johnson of NCAA bases the following list on A-A research. Players are listed with the year and the organization that named them an All-American.

1935

Malcolm "Sparky" Wade

1st team Converse Yearbook

1946

Bobby Lowther

1st team Helms Foundation

1952

Bob Pettit

2nd team Associated Press
 2nd team United Press International
 2nd team Helms Foundation
 4th team Converse Yearbook

1953

Bob Pettit

1st team Helms Foundation
 2nd team Associated Press
 2nd team United Press International
 2nd team Look Magazine
 2nd team International News Service
 2nd team Newspaper Enterprises Assoc.
 2nd team Colliers (Basketball Coaches)
 3rd team Converse Yearbook

1954

Bob Pettit

1st team Associated Press
 1st team United Press International
 1st team International News Service
 1st team Colliers (Basketball Coaches)
 1st team Converse Yearbook
 1st team Helms Foundation
 1st team Tempo Magazine
 1st team NABC
 2nd team Newspaper Enterprises Assoc.
 3rd team Look Magazine

1956

Roger Sigler

2nd team Helms Foundation

1968

Pete Maravich

1st team Associated Press
 1st team NABC
 1st team USBWA
 1st team United Press International
 1st team Sporting News
 1st team Converse Yearbook

1969

Pete Maravich

1st team Associated Press
 1st team NABC
 1st team USBWA
 1st team United Press International
 1st team Sporting News
 1st team Converse Yearbook

1970

Pete Maravich

1st team Associated Press
 1st team NABC
 1st team USBWA
 1st team United Press International
 1st team Sporting News
 1st team Converse Yearbook

1979

Al Green

2nd team Converse Yearbook

1980

Durand "Rudy" Macklin

1st team Converse Yearbook
 2nd team Sporting News

1981

Durand "Rudy" Macklin

1st team USBWA
 1st team Converse Yearbook
 1st team John Wooden Award
 2nd team United Press International
 3rd team Basketball Times

Ethan Martin

3rd team Basketball Times

1982

Howard Carter

2nd team Converse Yearbook

1983

Howard Carter

2nd team Converse Yearbook

1989

Chris Jackson

1st team Associated Press
 1st team United Press International

1st team USBWA

1st team Sporting News

2nd team NABC

2nd team Basketball Times

1990

Chris Jackson

1st team Associated Press
 1st team NABC
 1st team USBWA
 1st team John Wooden Award
 2nd team United Press International
 2nd team Sporting News
 2nd team Basketball Times

1991

Shaquille O'Neal

1st team Associated Press
 1st team United Press International
 1st team NABC
 1st team USBWA
 1st team Sporting News
 1st team Basketball Times
 1st team John Wooden Award

1992

Shaquille O'Neal

1st team Associated Press
 1st team United Press International
 1st team NABC
 1st team USBWA
 1st team Sporting News
 1st team Basketball Times
 1st team John Wooden Award

2000

Stromile Swift

2nd team USBWA
 2nd team Basketball Times
 3rd team Associated Press
 3rd team NABC

2006

Glen Davis

1st team John Wooden Award
 1st team CollegelInsider.com
 2nd team Associated Press

2009

Marcus Thornton

2nd team Rivals.com

SEC Players of the Year

1968

Pete Maravich

Associated Press
 United Press International

1969

Pete Maravich

Associated Press
 United Press International

1970

Pete Maravich

Associated Press
 United Press International

1981

Durand "Rudy" Macklin

Sporting News

1989

Chris Jackson

Associated Press
 United Press International
 International Coaches

1990

Chris Jackson

Associated Press
 United Press International
 International Coaches

1991

Shaquille O'Neal

Associated Press
 United Press International
 International Coaches

1992

Shaquille O'Neal

Associated Press
 United Press International
 International Coaches

2000

Stromile Swift

Associated Press

2005

Brandon Bass

Associated Press
 Coaches

2006

Glen Davis

Associated Press
 Coaches

2009

Marcus Thornton

Associated Press
 Coaches



Marcus Thornton

Bob Pettit Jr.



Bob Pettit once said of himself as a youngster who would grow up to be a collegiate All-American and a force in the National Basketball Association:

"The greatest thing that ever happened to me is that when I first picked up a basketball I was terrible. If things come naturally, you might not bother to work at improving them and you can fall short of your potential."

Being terrible meant being gangly and not very good. He was tall, but he wasn't able to yet make the moves that made him a future star. He was the last man on the junior varsity his freshman year at Baton Rouge High. As a sophomore he was cut from the varsity. But because of that, he took his interest in basketball to heart and began to work hour after hour in back of his house in Baton Rouge.

As a 6-4 junior, he began to be noticed. His skills were still raw and undeveloped, but his size made him worth a second glance. He grew to 6-7 as a junior and BRHS won the state championship.

Pettit once wrote: "Teammates. . . were miles ahead of me in all-around ability, but college scouts gave me the big rush act because I was six-seven by then. Fifteen schools offered me the standard scholarship."

LSU fans loved what they saw in Pettit and he didn't disappoint. Here was a three-time first-team All-SEC member who led his Tigers to a second place finish in 1952, conference titles in 1953 and 1954 and the NCAA Final Four in 1953.

He led the league in scoring all three years, with the highest averages seen to date in the league: 25.5 points in 1952, 24.9 in 1953 and 31.4 points per game in 1954. At the same time he was averaging 13.1 (1952), 13.9 (1953) and an LSU best 17.3 (1954) rebounds per game. Only Pete Maravich and Chris Jackson would also break the 30-point average barrier at LSU.

Coach Cliff Wells of Tulane summed up Bob Pettit's days at LSU, "He's the best big man in college basketball today and I've seen them all." LSU Coach Harry Rabenhorst called him, "the greatest LSU player since Sparky Wade."

He was a first round draft choice in 1954 of the then Milwaukee Hawks. Pettit played his entire 11-year career with the Hawks, moving with the club to St. Louis in 1955. He wrote nearly every record in the Hawks' record book and was a four-time MVP of the annual NBA All-Star game. He led the Hawks to the 1958 NBA Championship and five NBA Finals.

In 1954, his number 50 was retired at LSU, the first number in any sport retired in Tiger Town. In 1964, he became the first NBA player to exceed the 20,000-points scored barrier. In 1970, he was elected to the Basketball Hall of Fame.

"Those were great years at LSU," Pettit once said. "They were such great years. I couldn't have asked for anything better than my four years at LSU. I received my degree in Business, played the sport I loved and made so many friends."

In 2009, he was honored again by the school he loved and continues to support as he was named one of the member's of LSU's "All-Century Team."



LSU All-American
1953, 1954

First LSU Player to Have Number Retired
1954

Member of Naismith Basketball Hall of Fame
1971


Member of NBA 50-Year Top 50
1997

Member of LSWA Top 25 Louisiana Athletes of the Century
1999

Member First-Team LABC All-Louisiana Team of the Century
1999

1999 Living Legend for LSU at SEC Basketball Tournament

Member of LSU's "All Century Team"
2009



Pettit's Career Statistics

YEAR	GMS	FGM	FGA	PCT.	FTM	FTA	PCT.	REB.	PTS.	AVG.
1951-52	24	247	563	.439	118	199	.593	315	612	25.5
1952-53	21	193			133	217	.613	292	519	24.7
1953-54	25	281	573	.489	223	308	.740	432	785	31.4
TOTALS	70	721			474	724	.655	1039	1916	27.4

Pete Maravich



LSU All-American
1968, 1969, 1970

National Player of the Year
1969, 1970

Third LSU Player to Have Number Retired
1970

Member of Naismith Basketball Hall of Fame
1987

Member of NBA 50-Year Top 50
1997

Member of LSWA Top 25 Louisiana Athletes of the Century
1999

Member First-Team LABC All-Louisiana Team of the Century
1999

Member Sport Magazine's Top 10 Men's College Players of the Century
1999

Member of National Basketball Association Hall of Fame

Honored as 2003 "Legend" at the SEC Basketball Tournament

Member of LSU's "All Century Team"
2009

Pete Maravich was billed as the one who would put Louisiana basketball on the map from the first day he joined his father Press at LSU. People weren't disappointed. His freshman year they packed the old John M. Parker Agricultural Center (known as the "Cow Palace") to watch the freshman team and then left quickly as the varsity Tigers won just three games in 1967.

By Pete's senior year, the Tigers would improve to 20-8 and wind up in New York City at the National Invitation Tournament, a fitting place for the big-city Maravich Show to close its LSU run.

To those who never saw him play live, but only watched what few games were on television or listened on radio, the Maravich story at LSU may seem larger than life. But his skills were perfected through hours and hours of repetitious drills at all hours of the day and night and in all kinds of settings.

Maravich ended up receiving the richest contract ever offered a college player at the time to sign with the Atlanta Hawks (\$1.9 million), but during his 10-year career with the Hawks, the New Orleans and Utah Jazz and the Boston Celtics, his dream of a championship wasn't fulfilled. Pete was finding that life wasn't very fulfilling either.

There were hard times when he went in search of something to make his life complete. He had money, he had fame. He didn't have real happiness. But in 1982, Pistol Pete accepted Jesus Christ.

He began enjoying life, enjoying times with his wife and children. Television executives were discovering his knowledge of the game again as a color commentator and best of all for LSU fans, a rift that grew between star and college had diminished and was forgotten.

But the Pistol's life suddenly ended on Jan. 5, 1988, just over a month after appearing at the Assembly Center for an emotional ceremony to formally present a portrait of Pete and his father to him.



Maravich's Records and Highlights

- All-Time NCAA Career Scoring Leader with 3,667 points, an average of 44.2 points for 83 games.
- Ranks first, fourth and fifth for most points in a single season in NCAA history. Averaged 44.5 points in 1970, 44.2 points in 1969 and 43.8 points in 1968.
- Scored 69 points vs. Alabama, Feb. 7, 1970.
- Led LSU to the NIT Final Four in 1970, its first postseason appearance in 16 years.
- Unanimous first-team All-American in 1968, 1969, 1970.
- Naismith Award winner in 1970.
- Member of the National Basketball Association Hall of Fame after 10-year career with Atlanta Hawks, New Orleans and Utah Jazz and Boston Celtics.

Maravich's Career Statistics

YEAR	G	FG	FGA	PCT.	FT	FTA	PCT.	REB.	AVG.	PF-D	AST.	PTS-AVG.
1967-68	26	432	1022	.422	274	338	.810	195	7.5	85-5	105	1138-43.8
1968-69	26	433	976	.444	282	378	.746	169	6.5	77-2	128	1148-44.2
1969-70	31	522	1168	.447	337	436	.773	164	5.3	89-0	192	1381-44.5
TOTALS	83	1387	3166	.438	893	1152	.775	528	6.4	251-7	425	3667-44.2

Shaquille O'Neal



Shaquille O'Neal brought LSU to new heights during his three years with the Tigers and the 7-1 center became a national celebrity in the days of saturation coverage of basketball by the media. But he earned his celebrity status with great play and an intimidation factor that made him the envy of coaches throughout the country.

After leaving LSU in April 1992, he was the number one pick of the National Basketball Association by the Orlando Magic and signed a multi-year contract estimated at over \$40 million. In 1996, as a free agent, he signed with the Los Angeles Lakers and following the 2004 season was traded to the Miami Heat.

O'Neal's Records and Highlights

- Two-time consensus Southeastern Conference Player of the Year and first-team All-American, 1991-1992. Most Valuable Player on SEC Coaches Defensive Team, 1991-1992.

- National Player of the Year as chosen by the Associated Press (Rupp Award), United Press International, L. A. Gear and Sports Illustrated, 1991. Winner of the Tanqueray World Amateur Athlete of the Year Award, 1991. Southeastern Conference Athlete of the Year, 1991-1992. National Player of the Year as chosen by L. A. Gear, 1992 and runner-up for the Naismith Award and the John Wooden Award, 1992.
- Set SEC record for most blocks in a season three consecutive years (115-1990, 140-1991, 157-1992). Set SEC record for career blocks with 412. Blocked five or more shots in a game 45 times in 90 career games.
- Set SEC single game record with 12 blocks against Loyola Marymount in Feb. 1990. Blocked 11 shots against Brigham Young in the first round of the NCAA Tournament, setting a then-tournament standard for a single game, 1992.
- Averaged a national sophomore record 5.0 blocked shots a game, 1991. National leader in blocked shots (5.2 average), 1992.
- National leader in rebounding (14.7 average), 1991. Second nationally in rebounding (14.0 average), 1992.
- First player to lead the Southeastern Conference in scoring, rebounding, field goal percentage and blocked shots in the same season, 1991. Led SEC in rebounding, field goal percentage, blocked shots and second in scoring, 1992. First player to lead the SEC in rebounding three straight seasons since Charles Barkley of Auburn, 1982-84.
- Finished with 1,217 rebounds, seventh all-time in the Southeastern Conference, second all-time at LSU.
- Finished with 1,941 points, fourth all-time at LSU behind only Pete Maravich (3,667-1967-70), Durand Macklin (2,080-1976-78; 79-81) and Howard Carter (1,942-1979-83).
- Career field goal percentage of 61.0 percent is second all-time at LSU and in the SEC (minimum 1,000 attempts).
- Had six career triple-doubles (points, rebounds and blocks in same game).
- Was the third LSU player (Pete Maravich and Chris Jackson) to have at least two 700-plus point seasons at LSU.
- Was the first LSU player to record back-to-back 400-plus rebound seasons.



LSU All-American

1991, 1992

National Player of the Year

1991

World Amateur Athlete of the Year

1991

SEC Athlete of the Year

1991, 1992

Olympic Gold Medalist

1996

Member of NBA 50-Year Top 50

1997

Member Second-Team LABC All-Louisiana Team of the Century

1999

Fourth LSU Player to Have Number Retired

2000

Graduated from LSU

December 2000

Member of LSU's "All Century Team"

2009

O'Neal's Career Statistics

YEAR	G/GS	FG/FGA	PCT	FT/FTA	PCT	PTS	AVG	REB	AVG	PF/D	AST	TO	BLK	STL
1989-90	32/28	180/314	.573	85/153	.556	445	13.9	385	12.0	122/9	61	93	115	38
1990-91	28/28	312/497	.628	150/235	.638	774	27.6	411	14.7	79/1	45	99	140	41
1991-92	30/30	294/478	.615	134/254	.528	722	24.1	421	14.0	86/5	46	103	157	29
TOTALS	90/86	786/1289	.610	369/642	.575	1941	21.6	1217	13.5	287/15	152	295	412	108

Durand “Rudy” Macklin



LSU All-American
1980, 1981

Jersey Retired
2010

Member of the Louisiana Sports Hall of Fame
2005

SEC Basketball Tournament Living Legend
2000

Member Louisiana Association of Basketball Coaches Hall of Fame
1987

Member LSU Hall of Fame
1990

Member LSU All-Century Team
2009

Durand “Rudy” Macklin, whose recruitment to LSU marked the beginning of the Tigers rise to the top of college basketball under Dale Brown, receives his long overdue recognition as his jersey will be retired to the rafters of the Pete Maravich during the 2009-10 season.

Macklin came to LSU from Louisville, Ky., surprising many by leaving his home state to play for Coach Brown and a program that was still looking for its true direction.

But ever since his first game at LSU, Macklin showed he would be the leader and leave a mark on the program that is still talked about to this day.

In that first game, he set a school rebounding record that no one has come close to, pulling down 32 boards in a win against Tulane.

After his magnificent LSU career, he became the school’s all-time leading rebounder with 1,276 rebounds (a 10.4 rebounds per game average). That figure remains on top of the school chart. He also became the second leading scorer all-time at LSU behind Pete Maravich (2,080 points, 16.9 points per game average).

He is just the second player to score 2,000 points at LSU, and still to this day remains in the top 20 in league scoring totals.

Much of his success and his two All-American seasons in 1980 and 1981 were after returning from a serious knee injury that forced him to miss all but two games of the 1978-79 season.

In 1980, he average 17.6 points per game after a year ago from the game as the Tigers just missed winning the league title in a dramatic last-game overtime loss to Kentucky only to come back a week later and win the school’s only SEC title. The Tigers that year advanced to the Elite 8 before losing to Louisville.

In 1981, he was also named Southeastern Conference Player of the Year and led the Tigers to their first NCAA Final Four since 1953. He beat out a star-studded cast of players including Georgia’s Dominique Wilkins, Kentucky’s Sam Bowie and other future NBA players such as Jeff Malone of Mississippi State, Dale Ellis of Tennessee, Eddie Phillips of Alabama and teammate Howard Carter.

In Macklin’s four years, LSU had records of 18-9, 23-6, 26-6 and 31-5. The Tigers won one SEC title, one SEC Tournament championship,



advanced to the Elite 8 and the Final Four during the Macklin days.

One writer wrote of Macklin, “Macklin’s aggressiveness has never been questioned in the Southeastern Conference. If they gave an award for the hardest worker, Macklin would have been the consensus choice of his peers, who marvel at how much effort he puts into the game.”

Today, Macklin is still in Baton Rouge, heading the Governor’s Council on Physical Fitness and Sports for over a decade and now serving as Director of the Office of Minority Health.

“Rudy is far more than a basketball player,” Brown said. “He is a magnificent human being that contributes to society daily. He is a superb role model and an outstanding gentleman.”

“We didn’t win (the NCAA title) but LSU was pretty far down when I came here and pretty near the top when I left. I kind of feel like we accomplished our mission.”

In 2000, he was honored as the school’s Living Legend at the SEC basketball tournament. In 2005 he was elected to the Louisiana Sports Hall of Fame and in 2009 he was named a member of LSU’s All-Century team.

Macklin’s Career Statistics

YEAR	G-GS	MIN-AVG	FG-FGA	PCT.	FT-FTA	PCT.	REB-AVG.	PF-D	A	PTS-AVG.
1976-77	26-26	975-36.0	161-310	.519	63-102	.618	306-11.8	81-5	26	385-14.8
1977-78	27-27		217-349	.620	79-123	.640	286-10.6	98-7	4	513-19.0
1978-79	2-2	52-26.0	19-32	.590	8-10	.800	24-12.0	8-0	1	46-23.0
1979-80	32-30	1038-32.4	232-383	.606	97-140	.693	309-9.7	94-5	7	563-17.6
1980-81	36-36	1147-31.9	223-357	.625	127-180	.706	351-9.8	113-4	28	573-15.9
TOTALS	123-121		852-1431	.595	374-555	.673	1276-10.4	394-21	66	2080-16.9



Malcolm "Sparky" Wade

Guard • 5-9 • Jena, La.
1935

LSU's first basketball All-American averaged 9.7 points per game in 1933 and 12.4 points per game in 1934 to lead the scoring category for the first two years of the Southeastern Conference.

He was named a All-American in 1935 while leading LSU to the mythical national championship, averaging 12.7 points per game.

A native of Jena, Wade is considered the greatest dribbler and backcourt star in LSU basketball history.


Before moving to LSU, he was named to the high school All-State team three times from 1928 to 1930. He was elected MVP of the national high school championship playoffs as a senior.

Former Baton Rouge Morning Advocate sports editor Bud Montet, remembers Wade in these words:

"He could do everything with a basketball but dunk it, and make it sing. If there was an extraordinary floor-leader in the South at that time, it had to be Wade."

The three-time All-SEC selection is also a member of the Louisiana Sports Writers and Louisiana Association of Basketball Coaches Hall of Fame.

He was the "Little Giant from Jena." You can't talk LSU basketball without mention of the school's first All-American and first showman who could pass, score and dribble with the best of his and many others era.



Bobby Lowther

Forward • 6-5 • Alexandria, La.
1946

Bobby Lowther officially was recognized as a first-team All-American in 1995 after a historian of the Helms Foundation confirmed that all members of the 1946 team had been upgraded to first-team status.

Lowther is the only two-sport All-America athlete in LSU's storied sports history. In 1946, he made the Helms Foundation basketball All-America squad and was a two-event All-American in track and field, finishing second at the NCAA Championships in the javelin and fourth in the pole vault.

The 6-5, 185-pound Alexandria native was also the triple jump champion at the 1946 National AAU Championships.

In basketball, he averaged 14.7 points per game as he also earned first-team All-SEC honors.

He was voted LSU's "Best All-Around Athlete" in 1947 in a field that also included such future professional stars as Y. A. Tittle, Alvin Dark and Joe Adcock.

Lowther is a member of the Louisiana Sports Writers Association Hall of Fame and was chosen to be the "Living Legend" honoree representing LSU at the 2005 Southeastern Conference basketball tournament in Atlanta.



Chris Jackson

Guard • 6-1 • Gulfport, Miss.
1989, 1990

In just his freshman and sophomore years, Jackson was a two-time consensus SEC Player of the Year lighting up scoreboards across America. After scoring 48 and 53 points in the first month of his college career, he went on to become the most celebrated freshman of all time, setting an NCAA freshman scoring record, averaging 30.2 points per game.

He became just the second freshman ever to make the Associated Press first-team All-America squad and the first ever to make the U.S. Basketball Writers Association's All-America team.

He finished his short career as the seventh leading scorer in school history with 1,854 points (29.0 ppg). His records for freshman include most points in a game (55), most points in a season (965) and season average (30.2).

He won accolades throughout the country as he starred on the court while fighting an ongoing battle with Tourette's Syndrome.

Jackson was chosen to the second team on the Louisiana Association of Basketball Coaches All-Louisiana Team of the Century.

Of Chris Jackson, Baton Rouge State Times sports editor Sam King wrote:

"Athletes come and go.

"Many are so quickly forgotten.

"Only the great ones are remembered forever. To have seen Bob Pettit, Billy Cannon and Pete Maravich perform at their best was to commit them to memory.

"Chris Jackson now joins some very select company."



Glen Davis

Forward • 6-8 • Baton Rouge, La.
2006

Glen Davis was at his best during the Tigers' 2006 season when he was named Southeastern Conference Player of the Year and a first-team All-American for the Wooden Award.

Davis starred as the Tigers captured the SEC regular-season championship with a 14-2 record and then went on to defeat four teams en route to the NCAA Final Four. LSU beat Iona in the opening round, rallying from a halftime deficit, and then used a three-pointer in the final seconds to defeat Texas A&M to advance to the regional semifinals.

There the Tiger magic and Davis' personality was on display to the nation as he helped lead LSU to upsets over No. 1-ranked Duke and an overtime win over No. 9 Texas that got LSU to its first NCAA Final Four in 20 years. The Tigers jumped out on Texas early in overtime and when Davis came down on a break and shot a three-pointer that broke the Longhorns' back, CBS Sports announcer Dick Enberg said with a question in his voice, "Glen Davis for 3? Oh my!"

Davis would earn all-region honors for his play in the NCAA Tournament in a year in which he led the SEC in both scoring (18.6) and rebounding (9.7). He would return to LSU for his junior season and despite injuries and intense pressure to perform, he still again led the league in rebounding (10.2) and earned SEC First-Team honors. He was a second round pick of the NBA's Seattle SuperSonics in the 2007 NBA Draft. He was traded to the Boston Celtics and became an NBA champion in his first year with the team.



Prior to the 2009 season, LSU Basketball fans took part in the voting for all-decade teams from the 1940s to the 2000s, selecting the 10 players who would be eligible for the all-century team ballot. A committee of historians picked the early years (1909-39) team.



Dick Maile



Ed LeBlanc

1909-1939

Early Years Team

Buddy Blair – 1933-35 – Member of the National Championship team.

Arnold "Judge" Bryan – 1935-37 – 1936 SEC scoring record of 207 points.

W. R (Ray) Edmonds – 1916-17; 1921-1922 – Leading scorer in 1917.

Leslie Garahan – 1927-30 – All-Southern Intercollegiate, 1930.

G. C. Garrison – 1927-28; 1930-31 – All-Southern Intercollegiate, 1931

Jack Harris – 1932-35 – 1933 All-SEC

Conley Hathorn – 1935-38 – All-SEC in 1938

Bob Jones – 1924-26 – three-year starter.

Jack Torrance – 1931-34 – All-Southern Intercollegiate, 1932.

Sparky Wade – 1932-35 – LSU's first All-American, 1935.

1940s

Joe Bill Adcock – C – 1945-47 – Second Team All-SEC, 1946

Charlie Bozeman – C – 1938-41 – Leading scorer, 1941, 13.4 ppg

Frank Brian – F – 1942-43; 1945-47 – First Team All-SEC, 1943

Don Chaney – F – 1940-43 -- Second Team All-SEC, 1943

Alvin Dark – G – 1942-43 – Team was 19-5 during his two years in the SEC.

Richard "Whitey" Hoskins, Jr. – G – 1942-44 – Second Team All-SEC, 1944

Clyde Lindsey – F -- 1944-46 – Three sport athlete; 15.7 ppg as a senior

Bobby Lowther – F-- 1942-43; 1946-48 – First Team All-American, Basketball, Track, 1946.

Gene Murphy – G -- 1948-51 – Second Team All-SEC, 1949

Bill Walters – G – 1942-43; 1945-47 – Point guard that was 18-4 in 1942-43 and 33-12 in two seasons after the war.

1950s

Don Belcher – F – 1952-55 – Member of NCAA Final Four Team.

Ned Clark – F – 1952-55 – Member of 1953 NCAA Final Four Team.

Joe Dean – G – 1950-52 – All-SEC First Team 1952.

Benny McArdle – G – 1951-54 – All-SEC Second Team, 1953.

Bob Meador – F – 1948-51 – First player to start every game over four years; first player with over 1,000 career points.

Lynn Moon – C – 1956-59 – Best season averaged 10 points, 6.4 rebounds in 1959.

Wayne Munson – F – 1957-59 – Averaged best of 10.2 points and 10.3 rebounds in 1958.

Bob Pettit – F – 1952-54 – All-America First Team 1953, 1954 ... Fifth all-time in LSU point (1,916), third scoring average (27.4). Member 1953 NCAA Final Four Team.

Don Sebastian – C – 1953-56 – Averaged 7.4 points, 1955; 11.5 points, 1956

Roger Sigler – F – 1953-57 – All-SEC First Team, 1956.

1960s

Tom Conklin – C – 1959-62 – Leading rebounder in 1960 (7.4) and 1961 (9.0).

Ellis Cooper – G – 1961-63 – All-SEC Second Team (AP); Coaches All-SEC Team.

Kenny Drost – G – 1965-67 – Averaged team best 16.5 points per game in 1967.

Maury Drummond – C/F – 1961-63 – 16th all-time in rebounds at LSU (736 in 72 games).

Ralph Jukkola – F – 1967-69 – Second best single season field goal percentage mark of 63.8 percent in 1968.

Dick Maile – F – 1963-65 – First Team All-SEC 1964, '65 ... Rebound average 10.4 for career.

Pete Maravich – G – 1968-70 – National Player of the Year 1969, 1970. Member of Naismith Basketball Hall of Fame. All-time NCAA Career Scoring leaders with 3,667 points, an average of 44.2 points for 83 games

George Nattin – G – 1960-62 – All-SEC AP first team, Coaches team in 1961.

Dave Ramsden – C – 1967-69 – Best season 1969 averaging 10.3 ppg, hitting single season field goal record of 67.5 percent.

Bill Wilson – C – 1963-65 – 28th on school rebound list with 543 in 62 games (8.7 rpg).



Jerry Reynolds



Vernel Singleton



Brandon Bass

1970s

Al Green – G – 1979 – Transfer guard ... First Team All-SEC.

Lionel Green – C – 1976-79 – Best year was SEC Championship year of 1979 as a senior when he averaged 9.7 points per game and 11.1 rebounds per game.

Glenn Hansen – F – 1974-75 – All-SEC first team 1974, '75.

Kenny Higgs – G – 1975-78 – Single season and career assist leader at LSU.

Jordy Hultberg – G – 1977-80 – 1,067 career points.

Ed LeBlanc – C – 1973-76 – One of the first players in the modern era to earn four letters.

Bill "Fig" Newton – F – 1970-72 – 21st all-time in scoring (1,339 points in 84 game, 15.9 average) ... 10th all-time in rebounding with 802 boards (9.5 average).

Eddie Palubinskas – G – 1973-74 – Australian native, First team All-SEC in 1973.

Al "Little Apple" Sanders – C – 1970-72 – One of top rebounders of time ... All-SEC 1971, 72 ... Third all-time in boards (1,168, 14.1 avg.).

DeWayne Scales – F – 1977-80 -- MVP of the 1980 SEC Championship game.

Collis Temple, Jr. – C – 1972-74 – In last two years combined shot over 57 percent from the floor.

1980s

Ricky Blanton – F – 1985-86; 88-89 – First Team All-SEC 1988, '89 ... Member of the 1986 NCAA Final Four team.

Howard "Hi-C" Carter – G – 1980-83 – Member 1981 NCAA Final Four team ... First Team All-SEC 1982, '83.

Durand "Rudy" Macklin – F – 1976-78; 1979-81 – Member of 1981 NCAA Final Four team ... Second in scoring, leading rebounder in school history ... First Team All-American 1980, '81

Ethan Martin – G – 1978-81 – Point guard on the NCAA Final Four Team in 1981 ... First team All-SEC 1980, '81.

Leonard Mitchell – F/C – 1981-84 – First team All-SEC, 1982 ... Member of the 1981 NCAA Final Four Team as a freshman.

Don Redden – G – 1983-86 – Member of the NCAA Final Four Team in 1986.

Jerry Reynolds – G/F – 1983-85 – All-SEC First team, 1984.

Derrick Taylor – G – 1982; 1984-86 – Member of the 1986 NCAA Final Four team ... Ninth on the LSU career scoring list with 1,590 points.

John Williams – F – 1985-86 – Member 1986 NCAA Final Four Team ... First Team All-SEC in 1986 ... MVP of the 1986 SEC Tournament.

Nikita Wilson – F/C – 1984-87 – Best season was 1987, averaging 15.6 points ... 19th all-time in rebounds with 699 (6.4 average).

1990s

Jamie Brandon – G – 1992-94 – Last two years were his best ... Leading scorer on 1994 team, averaging 16.5 points a game.

Maurice Carter – G – 1996-99 – Led team in scoring last two years ... 157 treys for career.

Clarence Ceasar – F – 1992-95 – Member of both 1,000 point club at LSU and 500 rebound club ... Career leader in steals with 310.

Ronnie Henderson – G – 1993-96 – First team All-SEC 1995, '96 ... Led SEC in scoring in both 1995 (23.3 ppg) and 1996 (21.8 ppg).

Chris Jackson – G – 1989-90 – Player of the Year, SEC, 1989, '90 ... First-Team All-American 1989, 1990 ... NCAA Freshman scoring record (30.2).

Randy Livingston – G – 1995-96 -- Played just portions of two seasons, but was one of the greatest assist makers in LSU history.

Shaquille O'Neal – C – 1990-92 – Consensus first-team All-American in 1991, '92 ... SEC Player of Year 1991, '92 ... School record for blocks, 412. National Player of Year, 1991.

Wayne Sims – F -- 1988-91 – Best season was on 1988-89 team, averaged 13.3 points per game.

Vernel Singleton – F -- 1989-92 – First-team All-SEC, 1991 ... Made famous the cartoon shoulder bandages he wore every game ...

Maurice Williamson – G – 1990; 1991-93 – Averaged 12.2 points, team best 118 assists (3.8 avg) in 1990.

2000s

Brandon Bass – F -- 2004-05 – SEC Freshman of Year, 2004 ... SEC Player of Year, 2005 ... SEC All-Tournament team, 2005.

Torris Bright – G -- 2000-03 – SEC Freshman of the Year, 2000 ... Primary point guard for LSU his entire career.

Glen Davis – F -- 2005-07 – SEC Freshman of the Year, 2005 ... SEC Player of the Year, 2006 ... Member of the 2006 NCAA Final Four team ... First-team All-American, 2006.

Ronald Dupree – F -- 2000-03 – All-SEC First Team 2002, '03 ... Scored over 1,550 points in last three years averaging 17.3 points in 2001, 16.2 in 2002, 15.8 in 2003

Darrel Mitchell – G – 2003-06 – Member of the 2006 NCAA Final Four team ... First-Team All-SEC, 2006 ... Career leader in three pointers with 258.

Tasmin Mitchell – F – 2006-2010 – Member of the 2006 NCAA Final Four team ... Freshman All-American. One of nine players to play on two SEC Championship teams.

Jabari Smith – C – 1999-2000 – Averaged 12.7 points in 1999, 12.5 in 2000 ... 65 career blocks ... Shot 53.2 percent from the field.

Stromile Swift – F – 1999-2000 – SEC Player of the Year, 2000 ... Consensus All-SEC, 2000 ... Averaged 16.2 points in only full season in 2000.

Collis Temple III – G – 2000-03 – 27th all-time in scoring at LSU with 1,173 points ... In last three seasons, averaged 14.3 points in 2001, 13.4 in 2002, 10.8 in 2003.

Tyrus Thomas – F – 2006 – Member of the 2006 NCAA Final Four team – SEC Freshman of the Year, 2006 ... SEC Co-Defensive Player of the Year.



At halftime of the Centennial basketball game on Jan. 31, 2009, a sellout crowd eagerly awaited the announcement of LSU's All-Century team. An original group of 15 had turned into a Sweet 16 of LSU basketball after the Centennial Committee decided a near dead heat among three players for two spots was almost impossible to break.

A vote of the fans and the Hall of Fame committee each made up 50 percent of the vote that led to the Centennial team. Many of the former players were on hand to receive the specially-designed award that was made for the ceremony while those who were unable to attend or deceased had family members accepted or were presented their awards at other venues.

Surrounding the court during the ceremony were players, coaches, support staff and family members representing eight decades of LSU basketball.



Mahmoud Abdul-Rauf

GUARD - 1989-90

All-American, 1989, 1980 ... Set NCAA freshman scoring record, averaging 30.2 ppg; at the time, just the second freshman to make first-team A-A; Seventh all-time in scoring (1,854 pts); 172 three-pointers.

Brandon Bass

FORWARD - 2004-05

SEC Freshman of the Year, 2004; SEC Player of the Year, 2005; Averaged 12.8 points as a freshman, 17.3 points in 2005.

Ricky Blanton

FORWARD - 1985-86; 88-89

All-SEC 1988, 1989; Bulkied up and played center on 1986 NCAA Final Four team; Averaged 20.3 points his senior season; 16th in scoring at 1,501 points; 14th in career rebounds (766).

Howard Carter

GUARD - 1980-83

All-SEC 1982, 1983; Member of 1981 NCAA Final Four team; Averaged over 16 points in last three seasons; Former holder of career minutes played (4,276); third all-time leading scorer (1,942).

Glen Davis

FORWARD - 2005-07

All-American, 2006; SEC Freshman of the Year, 2005; SEC Player of the Year, 2006; 10th all-time in scoring with 1,587 points (16.7 average); Seventh in rebounds (613) ... Member of the 2006 NCAA Final Four team.

Joe Dean

FORWARD - 1950-52

All-SEC 1952; Member NABC Silver Anniversary Team; leading scorer in 1950 and 1951 and second behind Bob Pettit in 1952 (averaging 18.2 ppg); In 1,000-point club (1,072).

Durand "Rudy" Macklin

FORWARD - 1977-81

All-American in 1980, '81; Member 1981 NCAA Final Four team; SEC Player of the Year, 1981; Second in career scoring (2,080 points, 16.9 ppg); All-time leading rebounder (1,276); Jersey to be retired, 2010.

Pete Maravich

GUARD - 1968-70

National Player of the Year, 1969, 1970; Member of Naismith Basketball Hall of Fame; All-time NCAA career scoring leaders with 3,667 points, an average of 44.2 points for 83 games.

Ethan Martin

GUARD - 1978-81

Member of the 1981 NCAA Final Four team; Second at LSU career assists (638); All-SEC 1980, '81; 190 assists in Final Four season, fourth best at LSU.

Shaquille O'Neal

CENTER - 1990-92

National Player of the Year, 1991; Runnerup 1992; School record for blocks (412); National leader in rebounding (14.7) in 1991; second in rebounding (14.0) in 1992; Second all-time in rebounds (1,217), fourth all-time in points (1,941).

Bob Pettit

FORWARD - 1952-54

All-American, 1953, 1954; Fifth all-time in LSU points (1,916), third scoring average (27.4), first in rebound average (14.8), fourth in total rebounds (1,039), 31.4 ppg average in 1954; Member 1953 NCAA Final Four team.

Don Redden

GUARD - 1983-86

Member of the 1986 NCAA Final Four team; 1,119 career points; Third all-time at LSU in free throw percentage (84.0 percent).

Al "Little Apple" Sanders

CENTER - 1970-72

Averaged over 14 rebounds for his career, third all-time at LSU with 1,168; 1,383 points (16.7 ppg); All-SEC in 1971, '72.

Stromile Swift

FORWARD - 1999-00

SEC Player of the Year, 2000; Averaged 16.2 points and 8.2 rebounds in 2000 ... Blocked 95 shots in 2000.

Collis Temple, Jr.

CENTER - 1972-74

First African-American basketball player for LSU; Best season in 1974 of 15.0 points and 10.5 rebounds.

Sparky Wade

GUARD - 1932-35

Member of the 1935 National Championship team; LSU's first All-America, 1935; Led SEC in scoring three years. Point guard.





Tigers

IN THE NBA

Shaquille O'Neal

Boston Celtics

The Olympic medalist, one of the game's 50 greatest players, three-time MVP of the NBA Finals, 15-time all-star and member of four NBA championship teams now moves to the Boston Celtics for a shot at another title.



The LSU basketball program has a lasting legacy with the National Basketball Association that spans both the Tigers and the league's long history.

In the 1950s and early '60s, LSU's Bob Pettit fought long and hard to win an NBA championship. Most of those years standing in his way were the feared Boston Celtics. He finally accomplished his dream, winning the title in 1958. That title was celebrated in 2008 in Atlanta as the Hawks honored Pettit on the 50th anniversary of that title.

Also in 2008, another LSU player celebrated with the NBA championship trophy, ironically with those same Boston Celtics. Glen Davis, who was chosen in the second round of the 2007 NBA draft, made the most of his chance to shine and now has a Final Four and an NBA title on his resume', the second LSU player to achieve that double.

Seven times in the last 21 years, the Tigers have had a former player taken in the first round

LSU's NBA First Round Draft choices

1952	Joe Dean - Indianapolis Olympians
1954	Bob Pettit - Milwaukee Hawks (2nd pick)
1970	Pete Maravich - Atlanta Hawks (3rd pick)
1983	Howard Carter - Denver Nuggets
1985	Jerry Reynolds - Milwaukee Bucks
1986	John Williams - Washington Bullets
1990	Chris Jackson - Denver Nuggets (3rd pick)
1991	Stanley Roberts - Orlando Magic
1992	Shaquille O'Neal - Orlando Magic (1st pick)
1993	Geert Hammink - Orlando Magic
2000	Stromile Swift - Vancouver Grizzlies (2nd pick)
2006	Tyrus Thomas - Portland Trailblazers (4th pick, traded to Bulls)
2008	Anthony Randolph - Golden State Warriors

of the NBA draft. Four times in that period an LSU player has been one of the top four picks in the draft. When Anthony Randolph was taken with the 14th pick of the first round by the Golden State Warriors, he was the 13th player all-time taken from LSU in the first round of the draft.

Three of the LSU players who have their numbers hanging from the rafters of the Pete Maravich Assembly Center were top draft picks - Bob Pettit (2nd pick - Milwaukee, 1954); Pete Maravich (3rd pick - Atlanta, 1970) and Shaquille O'Neal (1st pick - Orlando, 1992). Chris Jackson (1990), Stromile Swift (2000) and Tyrus Thomas (2006) were all shaking the commissioner's hand in the first few picks of the draft when their time came to take the hallowed NBA stage.

Since 1952, teams in the NBA draft have chosen 48 players from LSU. Plus there are countless others who have and are presently playing for teams abroad. In all, a total of 33 players have logged regular season minutes in either the NBA or the old American Basketball Association.



NBA's 50th Anniversary Team



Pete Maravich



Bob Pettit



Shaquille O'Neal



Current LSU Players in the NBA



Brandon Bass

Orlando Magic

Played five seasons in the league, last year with Orlando after two seasons with the Hornets and Mavericks ... Has played 260 games in his career, averaging 16.2 minutes, 6.7 points per game and 3.7 rebounds.



Glen Davis

Boston Celtics

Davis was drafted in the second round by Seattle and traded to the Celtics in the 2007 draft ... Davis was the 2006 SEC POY ... His rookie year was almost all good for the Baton Rouge native as he was part of a Celtic team that returned the NBA championship to Boston in 2008 ... In 199 career games, has averaged 5.9 ppg and 3.6 rpg.



Shaquille O'Neal

Boston Celtics

O'Neal moves to the Celtics after his one-year stint in Cleveland ... Shaq has played four years in Orlando, eight years for the Lakers, 3 for the Miami Heat, two for the Phoenix Suns and last year for the Cavaliers ... In that time the three-time Finals MVP and 15 time All-Star has played in 1,170 games, averaging 35.2 mpg, 24.1 ppg and 11.0 rpg.



Anthony Randolph

New York Knicks

Randolph left LSU after his freshman season and was selected in the first round of the 2008 draft by the Golden State Warriors with the 14th pick of the draft ... An injury riddled second year limited his time and he was traded to the Knicks ... In 96 games has averaged 9.2 points and 6.0 rebounds.



Tasmin Mitchell

Cleveland Cavaliers

Signed a free-agent deal with the Cavaliers just prior to the start of the NBA summer league and invited to training camp.



Tyrus Thomas

Charlotte Bobcats

Thomas was the 2006 SEC Freshman of the Year ... Fourth pick in the 2006 NBA Draft by Portland and his rights were later traded to Chicago ... Was sent to Charlotte in mid-season 2010 and has signed a long-term deal ... 279 games, 8.0 ppg, 5.2 rpg.



Marcus Thornton

New Orleans Hornets

Thornton, the 2009 SEC POY, earned second-team NBA Rookie Team honors in his debut season in the league ... Thornton was taken in the second round of the 2010 draft by the Miami Heat and traded to the Hornets ... Played in 73 games, averaging 14.5 points and 2.9 rebounds a game.



Garrett Temple

San Antonio Spurs

Made his mark in the league, picking up 10-day contracts with Houston, Sacramento and San Antonio before the Spurs put him on their roster for the remainder of the season. ... Temple signed with the Hornets as a free agent prior to the 2009 NBA Summer League and impressed the coaches enough to get invited to the Rockets training camp. Trying to join his Dad as making an NBA opening day roster.



NBA Draft Picks from LSU

YEAR	PLAYER	TEAM	ROUND
1947	Jack Coleman	Indianapolis	
	Bobby Lowther	Indianapolis	
1952	Joe Dean	Indianapolis	1st
1954	Bob Pettit	Milwaukee	1st (2nd pick)
1955	Don Belcher	Fort Wayne	N/A
1960	Dick Davies	St. Louis	8th
1961	Bill Engressor	New York	14th
1965	Dick Maile	Cincinnati	11th
1966	John Jones	Baltimore	5th
1970	Pete Maravich	Atlanta	1st (3rd pick)
	Dan Hester	Atlanta	2nd
1971	Nelson Isley	Buffalo	17th
1972	Al Sanders	Baltimore	4th
1974	Ed Palubinskas	Atlanta	4th
		Utah (ABA)	8th
	Collis Temple, Jr.	Phoenix	6th
	Glen Hansen	S. Antonio (ABA)	3rd
1975	Glen Hansen	Kentucky	9th
		KC-Omaha	2nd
		Memphis (ABA)	44th
1978	Kenny Higgs	Cleveland	3rd
1979	Al Green	Phoenix	3rd
	Lionel Green	Houston	4th
1980	DeWayne Scales	New York	2nd
	Rick Mattick	New Jersey	6th
1981	Greg Cook	New York	2nd
	Durand Macklin	Atlanta	3rd
	Ethan Martin	Cleveland	4th
	Willie Sims	Denver	5th
1983	Howard Carter	Denver	1st
1984	Leonard Mitchell	Cleveland	3rd
	John Tudor	Dallas	9th
1985	Jerry Reynolds	Milwaukee	1st
1986	Don Redden	Denver	3rd
	Derrick Taylor	Indiana	4th
	John Williams	Washington Bullets	1st
	Steffond Johnson	L. A. Clippers	5th
1987	Nikita Wilson	Portland	2nd
	Anthony Wilson	Chicago	5th
1988	Jose Vargas	Dallas	2nd
	Hernan Montenegro	Philadelphia	3rd
1989	Ricky Blanton	Phoenix	2nd
1990	Chris Jackson	Denver	1st (3rd pick)
1991	Stanley Roberts	Orlando	1st
1992	Shaquille O'Neal	Orlando	1st (1st pick)
1993	Geert Hammink	Orlando	1st
1996	Randy Livingston	Houston	2nd
	Ronnie Henderson	Washington	2nd
2000	Stromile Swift	Vancouver	1st (2nd pick)
	Jabari Smith	Sacramento	1st
2005	Brandon Bass	New Orleans	2nd
2006	Tyrus Thomas	Portland	1st (4th pick)
2007	Glen Davis	Boston	2nd
2008	Anthony Randolph	Golden State	1st (14th pick)
2009	Marcus Thornton	Miami	2nd

Former NBA Tigers

Several former Tigers have had outstanding careers in the NBA ... Here are a few notes on some of those players:

◀ Mahmoud Abdul-Rauf

Denver 1991-96; Sacramento 1997-98; Vancouver 2001 ... Played at LSU under the name of Chris Jackson ... NBA's Most Improved Player in 1993 ... Led Denver in scoring, 1993-96 ... Career scoring average of 14.6 ppg ... 90 percent career free throw percentage.

Frank Brian

Anderson (NBL-NBA), 1948-50; Tri-Cities, 1951; Fort Wayne 1952-56 ... Nine years, seven in NBA ... Two-time NBA all-star ... Career scoring average of 12.3 ppg.

Howard Carter

Denver, 1984; Dallas, 1985 ... Career scoring average of 5.3 ppg

John Louie Chaney

Syracuse (NBL), 1947-49; Tri-Cities, 1950 ... Career scoring average of 6.0.

Ronald Dupree

Undrafted out of LSU in 2003 ... Played for Chicago '03-04; Detroit '04-05; 06-08; Minnesota '05-06; Seattle, '08 ... Member of NBA finalist team in 2005 ... Played 154 games, average 3.6 points per game.

Randy Livingston

Houston, 1996-97; Atlanta 1997-98; Phoenix 1998-00; Golden State, 2000-01; Seattle 2001-02; New Orleans 2002-03; Los Angeles Clipper 2003-04; Utah 2004-05; Chicago 2005-06; Seattle 2006-07 ... Played 11 seasons and 203 career games ... Averaged 3.8 ppg, 1.4 rpg,

Durand "Rudy" Macklin

Atlanta, 1982-83; New York, 1984 ... Career scoring average of 6.4 ppg.

Pete Maravich "Pistol Pete"

Atlanta 1971-74; New Orleans, 1975-79; Utah-Boston, 1980-81 ... Four time NBA All-Star ... Career scoring average of 24.2 ppg, totaling almost 16,000 points ... Member of the NBA's 50-year anniversary all-star team.

Bob E. Pettit, Jr.

Milwaukee 1955; St. Louis, 1956-65 ... 11-time NBA All-Star ... Member of the NBA's 50-year anniversary all-star team ... Career scoring average of 26.4 ppg, scoring over 20,800 points.

Jerry Reynolds

Milwaukee 1985-88; Seattle 1988-89; Orlando 1989-92; Milwaukee, 1995-96 ... 443 games played ... Career scoring average of 9.1 ppg and 3.0 rpg.

Stanley Roberts

Orlando, 1992; L. A. Clippers 1993-97 ... 9.6 ppg career scoring average.

DeWayne Scales

New York, 1981-82; Washington 1984 ... 4.6 ppg career scoring average.

Stromile Swift

Second pick of the draft by Vancouver, 2000 ... Played for Vancouver/Memphis 2000-05; Houston, 06; Memphis 07-08, New Jersey '09. Played 547 games, averaged 8.4 points,

John Sam Williams

Washington, 1987-91; LA Clippers 1993-94; Indiana 1995 ... Career scoring average of 10.1 ppg.



MARCUS THORNTON

NBA Most Valuable Player

1955-56	Bob Pettit	St. Louis Hawks
1958-59	Bob Pettit	St. Louis Hawks
1999-00	Shaquille O'Neal	Los Angeles Lakers

NBA Rookie of the Year

1954-55	Bob Pettit	Milwaukee Hawks
1992-93	Shaquille O'Neal	Orlando Magic

NBA Comeback Player of the Year

1992-93	Mahmoud Abdul-Rauf	Denver Nuggets
---------	--------------------	----------------

NBA Finals Most Valuable Player

1999-00	Shaquille O'Neal	Los Angeles Lakers
2000-01	Shaquille O'Neal	Los Angeles Lakers
2001-02	Shaquille O'Neal	Los Angeles Lakers

All-NBA Rookie Team

2009-10	Marcus Thornton	2nd	New Orleans Hornets
---------	-----------------	-----	---------------------

All-NBA Defensive Team

1999-00	Shaquille O'Neal	2nd	Los Angeles Lakers
2000-01	Shaquille O'Neal	2nd	Los Angeles Lakers
2002-03	Shaquille O'Neal	2nd	Los Angeles Lakers

NBA All-Star Game Appearances


Shaquille O'Neal	15 (1993-98, 2000-07, 2009)
Bob Pettit	11 (1955-65)
Pete Maravich	5 (1973-74, 1977-79)
Frank Brian	2 (1951-52)

All-NBA Team Selections

1949-50	Frank Brian	2nd	Anderson
1950-51	Frank Brian	2nd	Tri-Cities
1954-55	Bob Pettit	1st	Milwaukee Hawks
1955-56	Bob Pettit	1st	St. Louis Hawks
1957-58	Bob Pettit	1st	St. Louis Hawks
1958-59	Bob Pettit	1st	St. Louis Hawks
1959-60	Bob Pettit	1st	St. Louis Hawks
1960-61	Bob Pettit	1st	St. Louis Hawks
1961-62	Bob Pettit	1st	St. Louis Hawks
1962-63	Bob Pettit	1st	St. Louis Hawks
1963-64	Bob Pettit	1st	St. Louis Hawks
1964-65	Bob Pettit	2nd	St. Louis Hawks
1972-73	Pete Maravich	2nd	Atlanta Hawks
1975-76	Pete Maravich	1st	New Orleans Jazz
1977-78	Pete Maravich	2nd	New Orleans Jazz
1993-94	Shaquille O'Neal	3rd	Orlando Magic
1994-95	Shaquille O'Neal	2nd	Orlando Magic
1995-96	Shaquille O'Neal	3rd	Orlando Magic
1996-97	Shaquille O'Neal	3rd	Los Angeles Lakers
1997-98	Shaquille O'Neal	1st	Los Angeles Lakers
1998-99	Shaquille O'Neal	2nd	Los Angeles Lakers
1999-00	Shaquille O'Neal	1st	Los Angeles Lakers
2000-01	Shaquille O'Neal	1st	Los Angeles Lakers
2001-02	Shaquille O'Neal	1st	Los Angeles Lakers
2002-03	Shaquille O'Neal	1st	Los Angeles Lakers
2003-04	Shaquille O'Neal	1st	Los Angeles Lakers
2004-05	Shaquille O'Neal	1st	Miami Heat
2005-06	Shaquille O'Neal	1st	Miami Heat

The following nine individuals are the only athletes to have their jerseys retired by LSU. Men's basketball has retired the No. 23 for Pete Maravich, No. 50 for Bob Pettit, Jr., No. 33 for Shaquille O'Neal and No. 40 for Rudy Macklin. Women's basketball retired the No. 33 for Seimone Augustus. Football's only two retired jerseys are the No. 20 worn by Billy Cannon and the No. 37 worn by Tommy Casanova. Baseball retired the No. 15 in honor of longtime coach and former athletics director Skip Bertman and the No. 20 for Ben McDonald. Casanova, Macklin and McDonald joined the prestigious list in May 2009. Augustus became the first woman in LSU Athletics history to have her jersey retired in January 2010.

GREATS



50 Bob Pettit

Pettit led LSU to its first NCAA Final Four in 1953 and he later became the first player in NBA history to exceed the 20,000-plus point barrier. Pettit is a member of the NBA Hall of Fame, and in 1997, he was named as one of the top 50 players in NBA history.

23 Pete Maravich

"Pistol Pete," Maravich still holds the NCAA record for career points with 3,667 and for career scoring average with 44.2 points a game. He was selected the National Player of the Year in 1970 after leading the Tigers to the NIT Final Four. He scored 50-plus points an amazing 28 times. He went on to a 10-year professional career and was selected as one of the NBA's 50 greatest players in 1997.

20 Billy Cannon

One of the true legends of college football in the South, Cannon was the 1959 Heisman Trophy winner and helped the Tigers to the 1958 national title. Cannon's most memorable performance came in 1959 against Ole Miss when No. 1 LSU trailed No. 3 Ole Miss 3-0 in the fourth quarter. He fielded a punt, broke seven tackles and returned it 89 yards for the 7-3 victory. He went on to a successful 11-year professional career.

33 Shaquille O'Neal

O'Neal was the first pick in the 1992 NBA Draft. He was named MVP of the league in 2000 and was a three-time NBA Finals MVP after leading the Los Angeles Lakers to three World Championships. At LSU, O'Neal averaged 21.6 points and 13.6 rebounds for his career, and in 1991, he was named the World's Amateur Athlete of the Year as well as SEC Athlete of the Year and National Player of the Year. In 1997, he was named as one of the top 50 players in NBA history.

15 Skip Bertman

A legend in the college baseball ranks, Bertman created a dynasty at LSU, guiding the Tigers to five national titles in a 10-year stretch from 1991-2000. He also coached the United States to a bronze medal at the 1996 Olympics in Atlanta and was an assistant on the gold medal-winning U.S. squad in Seoul, Korea, in 1988. Bertman retired from coaching following the 2001 season and served as LSU's athletics director for seven years. Bertman was inducted into the College Baseball Hall of Fame in 2006.

About LSU Retired Jerseys

The retirement of the jerseys of Casanova, McDonald, Macklin and Augustus comes under a new provision of the LSU jersey retirement bylaws that says the retirement of an athlete's jersey in a particular sport does not preclude a current student-athlete in that sport from wearing the jersey number in that or any other sport, subject to the discretion of the head coach. This provision applies only to jerseys retired after January 1, 2007, so the numbers worn by Maravich, Pettit, O'Neal, Cannon and Bertman may never again be worn by future student-athletes in their respective sports. To have a jersey retired at LSU, an athlete must have completed intercollegiate competition for LSU a minimum of five years prior to nomination. Athletes must have demonstrated truly unusual and outstanding accomplishments, exceeding and in addition to all criteria used for Hall of Fame selection. Nominees must have a unanimous vote of support from the Hall of Fame committee.

Rudy Macklin 40

Rudy Macklin was a two-time basketball All-American selection during his Tiger career from 1976-81 during which time he became LSU's all-time leading rebounder with 1,276 boards and the second-leading scorer in school history behind only the legendary Pete Maravich with 2,080 points. He led the Tigers to two Elite Eight appearances and the 1981 Final Four in Philadelphia. He still holds the school single game rebound record with 32, a mark like some of the great records in any sport that may never be broken.



Tommy Casanova 37

Tommy Casanova is the only three-time All-American in the history of LSU football and is a member of the College Football Hall of Fame. During his Tiger career from 1969-71, Casanova personified versatility for his myriad of talents as he played offense, defense, returned punts and kickoffs. One of just two three-time All-SEC performers at LSU, he played six seasons with the Cincinnati Bengals of the NFL while earning his medical degree.




Ben McDonald 19

Ben McDonald won the prestigious Golden Spikes Award, given annually to the nation's most outstanding player, in 1989 and is a member of the College Baseball Hall of Fame. He led LSU to two College World Series appearances. In 1989, McDonald was named National Player of the Year by Baseball America, The Sporting News and Collegiate Baseball. He was selected by the Baltimore Orioles as the No. 1 pick in the major league draft in 1989 and went on to enjoy a 10-year major league career with the Orioles and the Milwaukee Brewers.




Seimone Augustus 33

Seimone Augustus is the only women's basketball player in school history to earn State Farm Coaches Association All-America honors three times: 2004, 2005 and 2006. Augustus became LSU's first NCAA National Player of the Year and she claimed the honor twice in 2005 and 2006. A 2006 graduate of LSU, Augustus was the WNBA's No. 1 draft pick in 2006. She went on to lead the United States to a gold medal at the 2008 Beijing Olympic Games.



Tommy Casanova (left), Seimone Augustus (middle) and Rudy Macklin (right) were the newest LSU greats to have their jerseys retired during the 2009-10 athletic year.



Shaquille O'Neal

A four-time NBA champion and 15-time All-Star, Shaquille O'Neal is one of the most dominant centers in league history. O'Neal, one of the most quotable athletes on the planet, joined the long list of prominent LSU alumni when he earned his degree in general studies in December 2000. O'Neal was traded to the Cleveland Cavs in June 2009.

Seimone Augustus

Seimone Augustus received her degree in 2005 after just three years at LSU and while earning NCAA Women's Basketball National Player of the Year honors twice. She was the first pick of the 2006 WNBA Draft by the Minnesota Lynx and teamed with fellow LSU alum Sylvia Fowles to claim an Olympic gold medal for the United States in 2008.



Prominent LSU ALUMNI



Eduardo Aguirre, Jr.

Named the first Director of U.S. Citizenship and Immigration Services (USCIS) for the Department of Homeland Security in 2003, Aguirre, Jr., was the U.S. Ambassador to Spain from 2005 until 2009.



James Carville

Carville received both a bachelor's degree and law degree from LSU and gained fame in the 1990s as the chief campaign strategist for Bill Clinton and Al Gore. Carville also penned a best-selling memoir titled "All's Fair: Love, War and Running for President".



Lod Cook

Cook graduated from LSU with a bachelor's degree in mathematics in 1955 and then earned his Master's degree in petro engineering in 1955. Cook served as CEO of ARCO for nine years.



Carlos Roberto Flores

The president of Honduras from 1997-2001, Flores helped the nation recover after Hurricane Mitch devastated the country in 1998. Flores is married to the former Mary Carol Flake, also an alumnus of LSU.



Jim Flores

Flores graduated with two bachelor's of science degrees; one in corporate finance in 1981 and the second in petroleum land management in 1982. Flores is currently Chairman, President and CEO of Plains Exploration & Production Company.



Sylvia Fowles

Sylvia Fowles was a two-time State Farm All-American at LSU before going onto a career in the WNBA with the Chicago Sky. Fowles and Seimone Augustus became the first LSU basketball players to claim Olympic gold when they did so in 2008 for the United States.

Dr. Larry O. Arthur - AIDS researcher.

John Ed Bradley - Sports Illustrated writer and novelist, former LSU football player

John Breaux - U.S. Senator (1987-2005) and U.S. Congressman (1972-86) from Louisiana.

Wil Calhoun - Executive Producer of television sitcom "Friends".

Cassandra Chandler - One of the Federal Bureau of Investigation's highest ranking African-American women as special agent in charge of the Norfolk Field office.

"Lightning Joe" Lawton Collins - Chief of Staff for President Harry Truman.

Bill Conti - Oscar-winning composer who has written theme music for several well-known movies, including "Rocky" and its sequels.

Eric Arturo Delvalle - President of Panama (1985-1988).

Dr. Alexander William "Alex" Dunlap - Current chief veterinarian for NASA who is responsible for all NASA policies related to animal health and welfare

A. Wright Elliott - Retired executive vice president, Chase Manhattan Bank.

Graves Erskine - U.S. Marine Corps General in WWII.

Maxime A. Faget - Designed Mercury and Gemini spacecrafts.

Mary Carol Flake Flores - Former first lady of Honduras.

Murphy "Mike" Foster, Jr. - Former governor of Louisiana (1996-2004).

Kevin Griffin - Lead singer of the platinum-selling rock band "Better Than Ezra"

Paul Groves - Award-winning tenor with the Metropolitan Opera

Rufus William (Bill) Harp - Television set decorator for series including "L.A. Law" and "Moonlighting"

Pat Hewlett - CIO of Exxon Mobil.

Walter Hitesman - Former president, Reader's Digest.

Hubert Humphrey - U.S. vice president (1965-69).

W. Vernon Jones - Senior Scientist for Suborbital Research, NASA headquarters.

Catherine D. "Kitty" Kimball - In 2009, was sworn in as first female to serve as chief justice of Louisiana's highest court

Delos "Kip" Knight - Vice president of marketing and brand management for eBay international.

Russell Long - U.S. Senator from Louisiana (1948-87).

Ray Marshall - Secretary of Labor under President Jimmy Carter.

James E. Maurin - Founding partner and CEO of Stirling Properties, a national real estate services firm.

Jake Lee Netteville - Chairman of the board of Postlethwaite and Netteville, the largest Louisiana-based public accounting firm.

Edwin Newman - Longtime NBC News journalist and author.

Carolyn Bennett Patterson - Former senior editor, National Geographic.

J. Howard Rambin - Former CEO and Chairman of the Board, Texaco.

Rex Reed - Drama critic, syndicated columnist.

Maj. Gen. Thomas Rhame - Led 1st Infantry Division against Iraq during Persian Gulf War.

Thomas O. Ryder - Chairman of the Board, The Reader's Digest Association.

Frances Seghers - Senior VP of Sony Entertainment European Community Affairs, which includes Sony Music, Sony Pictures and Sony Playstation.

Dolores Spikes - Former President of the Southern University System and the University of Maryland-Eastern Shore.

Ray Strother - Author, political consultant.

David Suarez - Architect and preservationist who restored the Washington Monument, the National Archives Building and Louisiana's Old State Capitol

LSU's enrollment is more than 27,000 students, including more than 1,600 international students and nearly 5,000 graduate students.



Mike Papajohn

The starting centerfielder on LSU's inaugural College World Series team in 1986, Mike Papajohn today is a prominent actor in Hollywood. Papajohn was the only actor to star in four \$150 million movies in the same calendar year doing so in 2009. The LSU alumnus has appeared in blockbuster films: Spiderman, Terminator Salvation, Transformers: Revenge of the Fallen and For the Love of the Game.

Olympia Vernon - Award-winning author and recipient of an American Academy of Arts and Letters Award for her debut novel, Eden

Rebecca Wells - Author of the novel and film "Devine Secrets of the Ya-Ya Sisterhood."

Joanne Woodward - Academy Award-winning actress and wife of Paul Newman.



Dr. James Andrews

A world-renowned orthopedic surgeon, Andrews is a 1963 graduate of LSU and a 1967 graduate of LSU Medical School. While at LSU, Andrews won the SEC indoor and outdoor titles in the pole vault.



Reinosuke Hara

Hara researched at LSU in the 1950s and then later received an honorary doctorate of science degree from LSU in 1992. He is the former President and CEO of Seiko Instruments.



Mary L. Landrieu

Landrieu became the first woman from Louisiana elected to a full term in the United States Senate in 1997.



Harry J. Longwell

Longwell graduated from LSU in 1963 with a bachelor's degree in petroleum engineering and retired in 2004 as the Executive Vice President and Director of ExxonMobil.



Eddie J. Jones

The former president of the NFL's Miami Dolphins franchise, the 37-year veteran of the NFL is currently a Trustee of the Bert Bell/Pete Rozelle Retirement and Disability Plan.



Suzanne Perron

A 1991 LSU graduate, Suzanne Perron is a rising star in the design world having worked with top designers Vera Wang and Carolina Herrera. Perron has designed dresses for Hollywood stars Jennifer Lopez, Mariska Hargitay and Holly Hunter, among others.



Marty Sixkiller

Senior Technical Director for PDI/ DreamWorks' movies "Antz," "Shrek," "Shrek 2," "Shrek the Third," "Madagascar" and "Over the Hedge".



Mike

THE TIGER

Sneaux Day

On Dec. 11, 2008, a winter storm blanketed Baton Rouge that hadn't been seen in decades. The early white Christmas gave Mike VI, LSU's live Bengal/Siberian tiger, a chance to relax and play in nearly two inches of accumulation.

History of Mike

Few mascots in the country are as admired as Mike the Tiger. LSU's live Bengal mascot serves as the graphic image of all LSU athletic teams. The school has had six mascots, with the most recent, Mike VI, taking over the reign prior to the 2007 national championship football season. LSU veterinarian Dr. David Baker began the search for the young tiger after his predecessor, Mike V, died in May 2007 of renal failure at the age of 17. The five-year-old Bengal/Siberian mix, formerly known as "Roscoe," was donated to LSU by Great Cats of Idaville, Ind., a nonprofit sanctuary and rescue facility for big cats and other large carnivores.

Mike's ride through Tiger Stadium before home games in a cage topped by the LSU cheerleaders is a school tradition. Before entering the stadium, his cage on wheels is parked next to the opponent's locker room in the southeast end of the stadium. Opposing players must make their way past Mike's cage to reach their locker room.

Tradition dictates that the Tigers will score a touchdown for every growl issued by Mike before a football game. For many years, Mike was prompted to roar by pounding on the cage. Objections of cruel punishment brought about the use of recorded growls to play to the crowd before the games. That practice was discontinued shortly afterward and today Mike



Trainer and namesake Mike Chambers with Mike I housed in City Park Zoo.

participates in the pregame tradition without provocation.

In the mid-1980's, pranksters cut the locks on Mike IV's cage and freed him in the early-morning hours just days before the annual LSU-Tulane clash. Mike roamed free, playfully knocking down several small pine trees in the area, before being trapped in the Bernie Moore Track Stadium where police used tranquilizer guns to capture and return the Bengal Tiger to his home.

The incident was reminiscent of a kidnapping of Mike I many years ago by Tulane students before a Tiger-Green Wave battle.



2007-present

Mike VI

Mike VI arrived in Baton Rouge on Aug. 25, 2007, thanks to the donation by Great Cats of Idaville, Ind. He was officially designated as the successor to Mike V on Sept. 8, when LSU played host to Virginia Tech. Six days later, on Sept. 14, 2007, a ceremony was held to honor Mike V and dedicate the habitat to Mike VI. The five-year-old Bengal/Siberian mix, formerly known as "Roscoe," reigned over a football national title in his first year.



2010-11 CHEERLEADERS



Top Row (l-r): Sadie Landrieu, Chris Annis, Taylor North, Logan Raborn, Julie Rapp, Steve Lemoine, Elizabeth Peterson, Dawson Allain, Chelsea Hebert, Anthony Alexander, Kristen Helmer (not pictured), David Dalmado, Kip Carter, Rachael Brousse, Alex Engelhardt, Veronica Ridgley, Josh Vairin, Courtney Begnaud, Blake Baker, Lauren Bell, Cody Meyer, Jessica Esquivel. **Bottom Row (l-r):** Chico Garcia (Head Coach), Kate Stone (Assistant Coach), Shelby Brennan, Van Galjour, Parker Wade, Kit Power, Kelsey Collins, Max Poche, Kaylee Elder, David Patton, Ben Brickner, Jessica Spitale, Steven Bartol, Hanna King, Jordan Thibodaux, Maria Cortez, Daniel Gilbert, Brittany Day, Pauline Zernott (Coordinator/Coach).

2010-11 TIGER GIRLS



Top Row: Katherine Frederickson, Ashleigh Hurelbrink, Sheena Kaiser, Jacie Scott, Kristen Davis (Captain), Michelle Douglas, Megan Bundy, Tara Mouton, Sara Brignac. **Bottom Row:** Bethany Hebert, Jasmine Olivier, Alexis Lawson, Haley Taylor, Jennifer White, Natalie Legendre, Hayley Kropog (Captain), Erika Liew, Katie Morton, Taylor Courtney, Sadie Newell, Jenny Craig



Chris Bass

6-1 • 185 • Guard • Junior • 2 VL • Baton Rouge, La • Lee Academy Prep (Maine)

4

TOP CAREER PERFORMANCES

Points

7, twice

Rebounds

8, vs. Grambling State, 12/13/08

Field Goals Made

3, three times

3PT Field Goals Made

2, twice

Free Throws Made

3, at Utah, 1/6/09

Assists

6, four times

Blocks

2, vs. Utah, 1/2/10

Steals

4, vs. ULM, 11/13/09

Minutes Played

36, vs. Northwestern State, 12/12/09

TOP CAREER SCORING GAMES

- 1. 7 - vs. Connecticut, 11/25/09
- 1. 7 - vs. ULM, 11/13/09
- 3. 6 - at Florida, 1/16/10
- 3. 6 - vs. Southeastern Louisiana, 12/14/09
- 3. 6 - vs. Grambling State, 12/13/08
- 6. 5 - vs. Kentucky, 2/6/10
- 6. 5 - vs. Louisiana Lafayette, 12/1/09
- 6. 5 - vs. Alabama, 2/8/09
- 9. 4 - Northwestern State, 12/12/09
- 9. 4 - Northwestern State, 11/23/08

SOPHOMORE SEASON (2009-10)

Played in all 31 games, starting 19 ... Averaged 2.3 points per game, 2.4 rebounds and 3.1 assists per game ... Had one of the best assist-to-turnover ratios in the league at 2.5 ... Career highs of seven points against Louisiana-Monroe (11/13) and Connecticut (11/25) ... Had career best seven rebounds twice - against Northwestern State (12/12) and Kentucky (2/6) ... Had six assists three times in season, four total for his career ... Against Mississippi State (2/10) had those six assists with no turnovers in 28 minutes.

FRESHMAN SEASON (2008-09)

Appeared in 28 games, primarily as the back-up point guard for the Tigers, averaging 0.8 points, 1.1 rebounds and 1.4 assists per game ... Had season-best six points vs. Grambling (12/13) in a 20-minute stint in which he hit two three-pointers and had season best of five rebounds ... Had four points and six assists in 21-minute effort against Northwestern State (11/23) ... Had five assists and no turnovers off the bench in 26 minutes in win at Arkansas (2/18), replacing injured Bo Spencer ... Had 43 assists and just 14 turnovers during the season.

PRIOR TO LSU

Played four years as point guard for Carl Parker at Lee Academy ... Team was 25-8 in 2008 with Bass averaging 16.9 points per game and seven assists ... Finished his career with more than 1,000 career points ... Team won 20 games every year he was at Lee and averaged in double-figures all four years.

PERSONAL

Right handed ... Born on July 22, 1988 ... Born in Baton Rouge ... Parents are Charles Joseph and Estelle Bass ... Older brother, Brandon Bass, was the SEC Freshman of the Year in 2004 and the SEC Player of the Year in 2005 ... Drafted in the second round of the 2005 NBA draft by the New Orleans Hornets and now plays for the Orlando Magic ... One sister, Dashia ... Major is general studies ... Chose LSU because he was "always a fan and dreamed of playing (at LSU) ... Favorite NBA team is Houston and favorite player is NBA star Chris Paul of the New Orleans Hornets.



CHRIS BASS' CAREER STATS

YEAR	GP-GS	MIN/AVG	FG-FGA	PCT.	3FG-FGA	PCT.	FT-FTA	PCT.	REB-AVG.	PF-FO	AST	TO	BLK	STL	PTS-AVG.
08-09	28-0	276/9.9	7-26	.269	4-14	.286	5-14	.357	31-1.1	21-0	43	14	1	5	23-0.8
09-10	31-19	744/24.0	28-84	.333	6-33	.182	8-19	.421	73-2.4	51-3	97	38	5	24	70-2.3
TOTALS	59-19	1020/17.3	35-110	.318	10-47	.213	13-33	.394	104-1.8	72-3	140	52	6	29	93-1.6

BASS' GAME-BY-GAME STATISTICS

2008-09

OPPONENT	MIN	FG	3FG	FT	REB	PF/D	A	TO	BLK	STL	PTS
Jackson State	6	0-1	0-0	0-0	0	1-0	1	0	0	1	0
Alcorn State	22	0-2	0-0	0-0	2	1-0	4	1	0	0	0
Northwestern St.	21	2-3	0-1	0-2	4	3-0	6	3	0	0	4
Centenary	15	0-1	0-1	0-0	1	1-0	3	1	0	0	0
Troy	7	0-0	0-0	1-2	2	1-0	1	0	0	0	1
Cal St. Fullerton	4	0-0	0-0	0-0	1	0-0	1	0	0	0	0
Grambling State	20	2-3	2-2	0-0	5	1-0	2	1	0	0	6
McNeese State	17	1-2	1-2	0-0	2	2-0	1	1	0	0	3
Washington State	8	0-0	0-0	0-0	0	1-0	0	0	0	1	0
UL-Lafayette	11	0-1	0-0	0-0	2	1-0	0	0	0	0	0
Southeastern	8	0-2	0-1	1-2	0	0-0	0	1	0	0	1
at Utah	10	0-1	0-0	3-4	1	0-0	2	0	0	0	3
at Alabama	1	0-0	0-0	0-0	0	0-0	0	0	0	0	0
South Carolina	12	0-2	0-1	0-0	1	1-0	0	0	1	1	0
at Ole Miss	5	0-1	0-1	0-0	0	0-0	1	0	0	0	0
Miss. State	6	0-0	0-0	0-0	0	1-0	1	0	0	0	0
Arkansas	5	0-1	0-1	0-0	1	0-0	2	2	0	1	0
at Georgia	10	0-1	0-0	0-0	0	0-0	3	0	0	1	0
Alabama	17	2-2	1-1	0-0	3	2-0	1	1	0	0	5
at Miss. State	9	0-0	0-0	0-3	2	0-0	2	1	0	0	0
Ole Miss	8	0-0	0-0	0-0	1	1-0	2	1	0	0	0
at Arkansas	26	0-3	0-3	0-1	2	2-0	5	0	0	0	0
Auburn	2	0-0	0-0	0-0	0	0-0	0	1	0	0	0
Vanderbilt	6	0-0	0-0	0-0	0	0-0	0	0	0	0	0
TOTALS	276	7-26	4-14	5-14	31	21-0	43	14	1	5	23

2009-10

OPPONENT	MIN	FG	3FG	FT	REB	PF/D	A	TO	BLK	STL	PTS
ULM	31	3-5	0-1	1-2	4	0-0	5	2	0	4	7
Indiana State	23	0-2	0-1	2-2	3	1-0	2	0	0	0	2
Western Kentucky	16	0-1	0-1	1-3	1	0-0	1	0	0	0	1
vs. Connecticut	30	3-5	1-2	0-0	2	2-0	3	0	0	0	7
vs. Arizona State	39	0-3	0-3	0-0	4	2-0	6	2	0	0	0
Louisiana-Lafayette	23	2-4	1-2	0-2	2	5-1	4	0	0	0	5
Northwestern State	36	2-3	0-0	0-0	7	1-0	5	4	1	3	4
Southeastern Louisiana	33	2-5	2-3	0-0	1	1-0	4	2	0	0	6
Nicholls State	33	1-3	0-1	0-0	1	1-0	5	2	1	0	2
Rice	23	0-1	0-1	1-2	0	2-	4	1	0	0	1
vs. Washington State	30	0-2	0-0	1-4	4	3-0	3	0	1	3	1
at Xavier	14	0-0	0-0	0-0	2	1-0	1	0	0	1	0
Utah	21	1-2	0-0	0-1	4	0-0	2	3	2	0	2
McNeese State	23	1-2	0-1	0-0	5	3-0	6	3	0	1	2
Alabama	36	1-4	1-3	0-0	1	1-0	4	0	0	1	3
at South Carolina	34	1-1	0-0	1-1	1	5-1	2	5	0	0	3
at Florida	28	3-5	0-2	0-0	1	1-0	3	1	0	1	6
Auburn	14	0-1	0-1	0-0	1	5-1	2	0	0	1	0
Ole Miss	22	1-3	0-1	0-0	3	2-0	3	1	0	0	2
at Alabama	33	0-2	0-1	0-0	2	1-0	1	2	0	1	0
at Mississippi State	9	0-0	0-0	0-0	1	0-0	1	0	0	0	0
Tennessee	4	0-0	0-0	0-0	0	0-0	0	0	0	0	0
Kentucky	31	2-6	0-1	1-2	7	2-0	4	0	0	1	5
at Arkansas	16	2-3	1-1	0-0	0	3-0	2	2	0	1	5
at Vanderbilt	35	1-7	0-2	0-0	3	2-0	5	3	0	1	2
Mississippi State	28	1-2	0-1	0-0	3	0-0	6	0	0	1	2
Arkansas	18	0-2	0-1	0-0	3	1-0	4	3	0	3	0
at Auburn	18	0-3	0-1	0-0	1	1-0	1	0	0	1	0
at Ole Miss	12	1-1	0-0	0-0	1	3-0	2	1	0	0	2
Georgia	11	0-3	0-1	0-0	1	0-0	1	0	0	0	0
Tennessee (SECT)	21	0-3	0-1	0-0	4	2-0	5	1	0	0	0
TOTALS	744	28-84	6-33	8-19	73	51-3	97	38	5	24	70





Aaron Dotson

6-4 • 205 • Guard • Sophomore • 1 VL • Seattle, Wash. (Rainier Beach HS)

45

TOP SCORING PERFORMANCES

Points
11, vs. Washington State, 12/22/09

Rebounds
5, vs. Arizona State, 11/27/09

Field Goals Made
4, three times

3PT Field Goals Made
2, vs. McNeese, 1/4/10

Free Throws Made
3, twice

Assists
5, vs. McNeese, 1/4/10

Blocks
2, twice

Steals
1, 10 times

Minutes Played
38, vs. Washington State, 12/22/09

TOP CAREER SCORING GAMES

1. 11 - vs. Washington State, 12/22/09
2. 10 - vs. McNeese, 1/4/10
2. 10 - vs. Rice, 12/19/09
4. 7 - at Ole Miss, 3/4/10
5. 6 - vs. Tennessee, 2/4/10
5. 6 - vs. ULM, 11/13/09
7. 5 - vs. Utah, 1/2/10
7. 5 - vs. Southeastern Louisiana, 12/14/09
7. 5 - vs. Arizona State, 11/27/09
10. 3 - vs. Alabama, 1/19/10

FRESHMAN SEASON (2009-10)

Returned to play after minor knee surgery during his senior high school season ... First freshman starter in opening game for LSU since Anthony Randolph at the start of the 2007-08 season ... Scored in double figures in three games in late December and early January - 10 vs. Rice (12/19), 11 vs. Washington State (12/22) and 10 vs. McNeese State (1/4) ... Averaged 3.2 points per game, 1.7 rebounds and 18.6 minutes per game ... Played in 29 games and started 17 ... Played season high of 38 minutes in the overtime game against Washington State ... Season best of 11 points came in a game in his hometown of Seattle against Washington State ... Best SEC scoring came in next-to-last regular season game at Ole Miss (3/4) when he scored seven points.

PRIOR TO LSU

Transferred from Garfield High after his sophomore season and led Rainier to the Class 3A State Championship in 2008 for Coach Mike Bethea with a 24-1 record ... Averaged 13.5 points per game as a junior ... Suffered a crack in the patella tendon of his left knee early in his senior season forcing him to miss six games ... Although he did return to play, he eventually shut his season down and had minor surgery to clean up the knee area in preparation for the 2009-10 season at LSU Had a great summer of 2008 playing in the camps and drawing the attention of several major programs.

PERSONAL

Born on March 31, 1991 ... Full name is Aaron Theodore Dotson, goes by A.D. ... Parents are Anthony Sr., and Adrienne Dotson ... One older brother, Anthony Jr., and one younger sibling, Averi ... Undecided on a major ... Hobbies include eating and web surfing ... Teriyaki Chicken is his favorite food ... Favorite NBA team is the Los Angeles Lakers and their star player Kobe Bryant.



AARON DOTSON'S CAREER STATS

YEAR	GP-GS	MIN/AVG	FG-FGA	PCT.	3FG-FGA	PCT.	FT-FTA	PCT.	REB-AVG	PF-FO	AST	TO	BLK	STL	PTS-AVG.
09-10	29-17	539-18.6	32-109	.294	7-46	.152	23-43	.535	48-1.7	61-3	29	33	12	12	93-3.2
TOTALS	29-17	539-18.6	32-109	.294	7-46	.152	23-43	.535	48-1.7	61-3	29	33	12	12	93-3.2



DOTSON'S GAME-BY-GAME STATISTICS 2009-10

OPPONENT	MIN	FG	3FG	FT	REB	PF/D	A	TO	BLK	STL	PTS
ULM	18	2-5	1-3	1-2	3	1-0	0	0	1	0	6
Indiana State	17	1-2	0-1	0-0	2	3-0	1	2	0	0	2
Western Kentucky	22	0-2	0-2	0-0	3	4-0	2	1	1	0	0
vs. Connecticut	22	1-3	0-1	0-0	1	1-0	0	1	0	1	2
vs. Arizona State	34	1-5	1-2	2-2	5	5-1	2	4	0	0	5
Louisiana-Lafayette	21	0-2	0-2	1-2	2	3-0	1	0	1	0	1
Northwestern State	19	1-6	0-2	0-0	0	1-0	1	2	0	0	2
Southeastern	29	1-6	0-4	3-7	1	3-0	1	0	1	0	5
Nicholls State	10	0-3	0-2	0-0	1	1-0	0	0	0	0	0
Rice	32	4-7	1-4	1-2	1	1-0	3	0	0	0	10
vs. Washington State	38	4-12	0-5	3-7	2	5-1	1	0	0	1	11
at Xavier	21	1-3	0-1	0-0	0	3-0	2	3	2	1	2
Utah	19	2-7	1-1	0-0	1	5-1	0	0	1	0	5
McNeese State	27	4-6	2-3	0-4	1	3-0	5	1	0	1	10
Alabama	31	1-6	0-4	1-2	4	2-0	0	1	1	1	1
at South Carolina	20	0-2	0-0	1-2	4	2-0	0	1	1	1	1
at Florida	20	1-2	0-0	0-0	3	3-0	2	3	0	0	2
Auburn	10	2-3	0-1	0-0	0	1-0	0	1	0	0	4
Ole Miss	9	0-2	0-0	0-0	1	3-0	1	0	0	1	0
at Alabama	13	0-1	0-0	2-2	1	1-0	0	1	0	0	2
at Mississippi State	11	0-3	0-1	1-2	2	1-0	0	0	0	0	1
Tennessee	16	2-5	0-2	2-2	4	1-0	1	2	1	1	6
Kentucky	20	0-4	0-1	0-0	3	0-0	1	1	0	1	0
at Arkansas	10	0-1	0-0	0-0	1	2-0	1	2	0	1	0
at Vanderbilt	6	0-1	0-0	1-2	1	2-0	0	0	1	0	1
at Auburn	5	1-1	0-0	0-0	0	0-0	0	3	0	0	2
at Ole Miss	22	2-4	1-3	2-2	0	2-0	1	2	0	0	7
Georgia	8	1-2	0-0	0-0	1	0-0	1	0	0	1	2
Tennessee (SECT)	9	0-3	0-1	2-3	1	2-0	0	0	0	1	2
TOTALS	539	32-109	7-46	23-43	48	61-3	29	33	12	12	94



Garrett Green

6-11 • 230 * Forward • Junior • 2VL • Woodland Hills, Calif. (Taft HS)

3

TOP CAREER PERFORMANCES

Points

7, vs. McNeese, 1/4/10

Rebounds

8, vs. Southern, 11/30/07

Field Goals Made

3, three times

3PT Field Goals Made

1, three times

Free Throws Made

1, 10 times

Assists

3, at Florida, 1/16/10

Blocks

2, twice

Steals

3, vs. Arkansas, 2/24/10

Minutes Played

30, at Vanderbilt, 2/13/10

TOP CAREER SCORING GAMES

1. 7 - vs. McNeese, 1/4/10

2. 6 - vs. Arkansas, 2/24/10

2. 6 - at Vanderbilt, 2/13/10

2. 6 - vs. Oregon State, 12/21/07

5. 5 - vs. Northwestern State, 12/12/09

6. 4 - seven times

2008 SEC FRESHMAN ACADEMIC HONOR ROLL

SOPHOMORE SEASON (2009-10)

Played in 30 games, starting 11 ... Averaged 2.1 points per game, 2.5 rebounds per game and 10.7 minutes per game ... Had best scoring game and maybe best played game of career against McNeese (1/4), getting seven points on 3-of-3 shooting, including a trey ... Had season-high in rebounds (6) on three occasions - at Mississippi State, Kentucky and at Vanderbilt ... Played career best 30 minutes at Vanderbilt (2/13) with six points, hitting 3-of-5 field goals.

REDSHIRT SOPHOMORE SEASON (2008-09)

Season shut down early because of lower back problems that would eventually lead to surgery ... Used his redshirt season.

FRESHMAN SEASON (2007-08)


Played in 25 games, averaging 9.6 minutes per game ... Made 20-of-47 field goal attempts, including one trey ... 1.8 points per game and 1.6 rebounds per game ... Started one game, at Ole Miss (1/12) ... Best scoring game was six points against Oregon State, making 2-of-4 field goals, including a three-point attempts (12-22) ... Scored in 16 games ... High rebound game of eight against Southern (11/30).

PRIOR TO LSU

Three sport athlete at Taft playing basketball, volleyball and a high jumper on the state track championship team ... Averaged 13 points and nine rebounds ... Won the president's award for GPA.

PERSONAL

Right handed ... Born on Jan. 26, 1989 ... Parents are Ron and Deborah Green ... Has a sister and two brothers ... Donnell 39, Robert 21, James 20 ... Chose LSU because "I love the atmosphere at LSU. The basketball team is a bunch of hard working guys that want to get better and win a championship" ... Major at LSU is sports administration ... Hobbies includes snowboarding and wake boarding Favorite food is steak ... No surprise, favorite team is the Los Angeles Lakers.



GARRETT GREEN'S CAREER STATS

YEAR	GP-GS	MIN/AVG	FG-FGA	PCT.	3FG-FGA	PCT.	FT-FTA	PCT.	REB-AVG.	PF-FO	AST	TO	BLK	STL	PTS-AVG.
07-08	25-1	241-9.6	20-47	.426	2-5	.400	3-7	.429	40-1.6	41-1	3	11	5	1	45-1.6
09-10	30-11	320-10.7	27-80	.338	1-4	.250	8-27	.296	74-2.5	51-1	9	30	10	12	63-2.1
TOTALS	55-12	561-10.2	47-127	.370	3-9	.333	11-34	.324	114-2.1	92-2	12	41	15	13	108-2.0

GREEN'S GAME-BY-GAME STATISTICS

2007-08

OPPONENT	MIN	FG	3FG	FT	REB	PF/D	A	TO	BLK	STL	PTS
vs. Oklahoma State	17	0-1	0-0	1-2	2	5-1	1	2	2	1	1
vs. Chaminade	14	1-2	0-0	0-0	4	0-0	1	0	0	0	2
vs. Arizona State	7	1-1	0-0	0-0	0	4-0	0	0	0	0	2
Nicholls State	7	2-3	0-0	0-1	5	0-0	0	2	0	0	4
Southern	13	2-2	0-0	0-0	8	2-0	0	0	0	0	4
at Villanova	3	0-0	0-0	0-0	0	3-0	0	0	0	0	0
Northwestern State	11	1-3	0-0	0-0	1	1-0	0	2	0	0	2
at Wichita State	18	1-2	0-0	0-0	1	2-0	0	0	1	0	2
Oregon State	16	2-4	1-1	1-2	1	2-0	0	0	0	0	6
Washington	9	2-2	0-0	0-0	2	2-0	0	1	0	0	4
at Tulane	10	0-0	0-0	0-0	2	1-0	0	2	0	0	0
at Texas A&M	24	2-6	0-0	0-0	4	4-0	1	0	0	0	4
Miss. State	12	1-2	0-0	0-0	0	1-0	0	0	0	0	2
at Ole Miss	13	1-4	0-1	0-0	1	3-0	0	0	0	0	2
Auburn	5	0-1	0-0	0-0	0	1-0	0	1	0	0	0
at Vanderbilt	17	1-4	0-0	1-2	2	4-0	0	0	0	0	3
Arkansas	4	0-0	0-0	0-0	1	1-0	0	0	0	0	0
Tennessee	8	1-2	1-1	0-0	1	0-0	0	1	1	0	3
Kentucky	4	0-1	0-0	0-0	1	0-0	0	0	0	0	0
at Arkansas	6	0-0	0-0	0-0	0	3-0	0	0	0	0	0
Ole Miss	6	0-2	0-0	0-0	2	1-0	0	0	0	0	0
at S. Carolina	5	1-2	0-1	0-0	1	0-0	0	0	0	0	2
Georgia	6	0-2	0-1	0-0	1	1-0	0	0	1	0	0
Alabama	4	0-0	0-0	0-0	0	0-0	0	0	0	0	0
at Miss. State	2	1-1	0-0	0-0	0	0-0	0	0	0	0	2
TOTALS	241	20-47	2-5	3-7	40	41-1	3	11	5	1	45

2009-10

OPPONENT	MIN	FG	3FG	FT	REB	PF/D	A	TO	BLK	STL	PTS
ULM	16	1-5	0-0	1-2	3	3-0	1	2	0	2	3
Indiana State	13	1-7	0-0	0-0	3	0-0	0	0	0	0	2
Western Kentucky	13	0-2	0-0	1-2	4	0-0	0	3	0	1	1
vs. Connecticut	13	1-4	0-0	1-2	4	4-0	0	0	0	0	3
vs. Arizona State	13	0-2	0-0	0-0	0	0-0	0	0	0	0	0
Louisiana-Lafayette	2	0-1	0-0	0-0	1	0-0	0	0	0	0	0
Northwestern State	10	2-3	0-0	1-4	4	4-0	0	2	0	1	5
Southeastern	5	0-0	0-0	0-0	1	2-0	0	1	0	0	0
Nicholls State	7	1-1	0-0	0-0	3	0-0	0	2	0	0	2
Rice	11	1-4	0-0	0-0	4	0-0	0	0	2	0	2
vs. Washington State	11	2-3	0-0	0-0	2	3-0	0	1	1	0	4
at Xavier	17	2-4	0-0	0-0	1	3-0	0	0	0	1	4
Utah	12	1-3	0-1	0-0	2	0-0	0	0	1	1	2
McNeese State	9	3-3	1-1	0-0	1	4-0	0	0	1	1	7
Alabama	7	0-1	0-0	1-4	2	0-0	0	2	0	0	1
at South Carolina	5	0-1	0-0	1-2	1	1-0	0	2	0	0	1
at Florida	22	2-9	0-1	0-2	4	3-0	3	2	1	1	4
Auburn	13	0-2	0-0	0-0	3	1-0	2	2	0	0	0
Ole Miss	3	0-1	0-0	0-0	1	0-0	0	1	0	0	0
at Alabama	5	0-0	0-0	0-0	0	2-0	0	0	1	0	0
at Mississippi State	10	1-2	0-0	0-2	6	2-0	0	0	0	0	2
Tennessee	12	0-2	0-1	0-1	2	3-0	0	0	1	0	0
Kentucky	17	1-3	0-0	1-2	6	4-0	0	0	0	1	3
at Arkansas	16	1-2	0-0	0-0	5	2-0	1	2	0	0	2
at Vanderbilt	30	3-5	0-0	0-0	6	5-1	1	1	0	0	6
Mississippi State	9	0-0	0-0	0-0	1	2-0	0	2	0	0	0
Arkansas	13	3-5	0-0	0-2	2	1-0	1	3	0	3	6
at Auburn	9	0-2	0-0	1-2	1	0-0	0	1	1	0	1
at Ole Miss	3	0-1	0-0	0-0	1	0-0	0	0	0	0	0
vs. Tennessee (SECT)	4	1-2	0-0	0-0	0	2-0	0	0	1	0	2
TOTALS	320	27-80	1-4	8-27	74	51-1	9	30	10	12	63





Dennis Harris

6-11 • 190 • Forward • Sophomore • 1VL • Jonesboro, Ga. (Mundy's Mill HS)

15

TOP CAREER PERFORMANCES

Points

12, vs. Alabama, 1/19/10

Rebounds

8, twice

Field Goals Made

5, three times

3PT Field Goals Made

2, vs. Miss. State, 2/20/10

Free Throws Made

3, vs. ULM, 11/13/09

Assists

4, vs. Western Kentucky, 11/17/09

Blocks

2, twice

Steals

2, vs. Miss. State, 2/20/10

Minutes Played

29, vs. Western Kentucky, 11/17/09

TOP CAREER SCORING GAMES

1. 12 - vs. Alabama, 1/9/10
2. 10 - at Auburn, 2/27/10
2. 10 - vs. Mississippi State, 2/20/10
2. 10 - at Vanderbilt, 2/13/10
2. 10 - vs. Indiana State, 11/16/09
6. 9 - vs. Western Kentucky, 11/17/09
6. 9 - vs. ULM, 11/13/09
8. 8 - at Alabama, 1/27/10
9. 7 - vs. McNeese, 1/4/10
10. 6 - three times

FRESHMAN SEASON (2009-10)

Played in 29 games, starting nine ... Averaged 4.6 points per game and 3.1 rebounds ... Made 56-of-111 field goals and averaged 14.3 minutes per game ... Missed two games in December because of injury Five games in double figures - four at 10 points and 12 off the bench in the conference opener against Alabama (1/9) when he hit all five field goal attempts ... Three of his four 10-point games came against SEC opposition late in the season ... Had eight rebounds twice ... Had four assists and nine points in the NIT quarterfinal win against Western Kentucky (11/17).

REDSHIRT FRESHMAN SEASON (2008-09)

Did not play in any contests as he was redshirted by the LSU coaching staff ... Was able to practice with the team during the season and assisted on the scout team in preparing the team to play opponents.

PRIOR TO LSU

Harris earned MVP honors in 2008 for his play in Region 4-5A and was named to the 2008 All-Metro Atlanta Naismith Award team and was a 2008 McDonald's All-American Basketball team nominee ... He also played on the No. 1 AAU team, the Atlanta Celtics ... Played small forward at Mundy's Mills in Jonesboro, Ga., for coach Ty Willingham ... Averaged 21.5 points per game as a season, 12 rebounds and four blocked shots per game ... All-State on the Georgia team selected by the Atlanta Journal Constitution .. Team advanced to the state Final 16 with a record of 36-6 in 2008 and 31-4 in 2007.



PERSONAL

Full name is Dennis Edward Harris ... Born on Dec. 21, 1989 ... Father is Dennis Harris and mother is Linda Fleming Graves Carried a 3.6 GPA at Mundy's Mill and was on the A/B "Honor Roll" all four years at the school ... Major is general studies.

DENNIS HARRIS' CAREER STATS

YEAR	GP-GS	MIN/AVG	FG-FGA	PCT.	3FG-FGA	PCT.	FT-FTA	PCT.	REB-AVG.	PF-FO	AST	TO	BLK	STL	PTS-AVG.
09-10	29-9	415/14.3	56-111	.505	5-16	.313	17-32	.531	91-3.1	64-1	14	19	14	8	134-4.6
TOTALS	29-9	415/14.3	56-111	.505	5-16	.313	17-32	.531	91-3.1	64-1	14	19	14	8	134-4.6



HARRIS' GAME-BY-GAME STATISTICS 2009-10

OPPONENT	MIN	FG	3FG	FT	REB	PF/D	A	TO	BLK	STL	PTS
ULM	17	3-4	0-0	3-4	4	3-0	1	0	0	0	9
Indiana State	21	5-9	0-1	0-0	8	3-0	0	0	0	0	10
Western Kentucky	29	3-3	1-1	2-3	4	0-0	4	3	0	0	9
vs. Connecticut	15	2-5	0-0	0-0	2	4-0	2	0	0	0	4
vs. Arizona State	10	0-2	0-0	0-2	1	2-0	0	0	0	0	0
Louisiana Lafayette	11	1-3	0-0	0-0	1	1-0	1	0	0	0	2
Nicholls State	5	1-1	0-0	0-0	0	0-0	0	0	0	0	2
Rice	1	0-0	0-0	0-0	0	1-0	0	0	0	0	0
vs. Washington State	10	0-2	0-1	1-2	4	3-0	0	0	1	0	1
at Xavier	13	0-3	0-1	0-0	4	2-0	1	2	2	0	0
Utah	11	1-1	0-0	1-2	2	1-0	0	0	0	0	3
McNeese State	11	3-3	1-1	0-0	1	4-0	0	1	1	0	7
Alabama	15	5-5	1-1	1-2	3	1-0	0	0	0	0	12
at South Carolina	14	2-5	0-0	1-2	4	3-0	0	1	0	0	5
at Florida	20	1-3	0-2	1-2	6	0-0	1	1	2	3	3
Auburn	9	2-4	0-0	0-0	4	3-0	0	0	1	0	4
Ole Miss	19	3-6	0-0	0-0	1	4-0	1	1	1	0	6
at Alabama	21	4-7	0-0	0-2	7	4-0	0	3	2	1	8
at Mississippi State	7	0-0	0-0	0-0	1	1-0	0	1	0	0	0
Tennessee	7	0-1	0-0	0-0	2	0-0	0	0	0	0	0
Kentucky	11	0-1	0-1	1-2	0	1-0	1	0	0	0	1
at Arkansas	10	0-3	0-1	0-0	0	3-0	1	0	0	0	0
at Vanderbilt	16	4-6	0-0	2-2	3	5-1	0	0	0	1	10
Mississippi State	22	4-8	2-3	0-0	4	1-0	0	2	0	2	10
Arkansas	8	2-3	0-0	2-4	3	4-0	0	0	2	0	6
at Auburn	24	5-7	0-1	0-0	8	4-0	1	1	0	0	10
at Ole Miss	19	1-4	0-0	0-0	3	2-0	0	0	1	0	2
Georgia	21	2-5	0-1	2-3	7	2-0	0	3	0	1	6
vs. Tennessee (SECT)	18	2-7	0-1	0-0	4	2-0	0	0	1	0	4
TOTALS	415	56-111	5-16	17-32	91	64-1	14	19	14	8	134



Eddie Ludwig

6-9 • 215 • Forward • Sophomore • 1VL • Metairie, La. (Metairie Park Country Day)

13

Top Career Performances

Points

9, twice

Rebounds

6, three times

Field Goals Made

3, twice

3PT Field Goals Made

[Need Info](#)

Free Throws Made

5, vs. Rive, 12/19/09

Assists

5, at Arkansas, 2/10/10

Blocks

1, three times

Steals

4, vs. Georgia, 3/6/10

Minutes Played

31, vs. Tennessee (SECT), 3/11/10

Top Career Scoring Games

- 1. 9 - at Ole Miss, 3/4/10
- 1. 9 - vs. Rice, 12/19/08
- 3. 8 - vs. Tennessee (SECT), 3/11/10
- 4. 6 - vs. Connecticut, 11/25/09
- 5. 5 - vs. Northwestern State, 12/12/09
- 6. 4 - at Florida, 1/16/10
- 6. 4 - vs. Southeastern Louisiana, 12/14/09
- 8. 3 - vs. Ole Miss, 1/23/10
- 8. 3 - vs. Indiana State, 11/16/09
- 10. 2 - nine times

FRESHMAN SEASON (2009-10)

Played in 30 games, starting one during his first year at LSU ... Scored season-best of nine points versus Rice (12/19) and at Ole Miss (3/4) ... Had eight points in the SEC Tournament game against Tennessee (3/11) ... Had three games of six rebounds each ... Had five assists in the game at Arkansas (2/10) ... Averaged 2.3 points and 2.5 rebounds in 12.8 minutes of playing time ... Scored in 18 games during the course of the season ... Played 31 minutes in the SEC Tournament game with Tennessee ... Averaged 6.3 points, 4.6 rebounds and made 7-of-12 field goals over last three games, while playing 80 minutes.

PRIOR TO LSU

Played both basketball and football at Metairie Park Country Day for coaches Mike McGuire and Johnny Mullens ... Basketball team won the Class 1A State Championship in 2009 ... Ludwig named Class 1A Player of the Year by the Louisiana Sports Writers Association as a junior and senior ... Averaged 19.8 points, 13 rebounds and 4.2 assists per game as a senior ... As a junior averaged 23.2 points, 14 rebounds and three blocks ... Team advanced to the state championship game in the class three straight years ... Had 19 points and 15 rebounds in the championship game ... Scored 2,530 career points to rank as MPCD's all-time leading scorer.



PERSONAL

Born on September 11, 1990 in Metairie ... Parents are Trip and Lisa Ludwig ... One sister, Caroline, who is a senior at LSU ... Mother, Lisa, is an LSU graduate ... Hobbies include watching TV ... Favorite food is cinnamon rolls ... Obviously, the New Orleans Hornets and star player Chris Paul are his NBA favorites ... His favorite athlete outside the sport of baseball - New Orleans natives Peyton and Eli Manning ... Undecided on a major.

EDDIE LUDWIG'S CAREER STATS

YEAR	GP-GS	MIN/AVG	FG-FGA	PCT.	3FG-FGA	PCT.	FT-FTA	PCT.	REB-AVG.	PF-FO	AST	TO	BLK	STL	PTS-AVG.
09-10	30-1	383/12.8	22-64	.344	0-8	.000	26-30	.867	74-2.5	47-0	19	19	3	14	70-2.3
TOTALS	30-1	383/12.8	22-64	.344	0-8	.000	26-30	.867	74-2.5	47-0	19	19	3	14	70-2.3



LUDWIG'S GAME-BY-GAME STATISTICS

2009-10

OPPONENT	MIN	FG	3FG	FT	REB	PF/D	A	TO	BLK	STL	PTS
ULM	9	1-2	0-0	0-0	2	2-0	0	0	0	0	2
Indiana State	10	2-4	0-2	0-0	3	0-0	0	1	0	0	4
Western Kentucky	4	0-1	0-0	0-0	0	1-0	0	0	0	0	0
vs. Connecticut	21	2-5	0-0	2-2	6	1-0	0	2	0	2	6
vs. Arizona State	6	0-0	0-0	0-0	0	1-0	0	0	0	0	0
Louisiana Lafayette	16	0-3	0-0	0-0	1	1-0	0	0	0	1	0
Northwestern State	16	2-5	0-0	1-1	5	0-0	0	0	0	0	5
Southeastern	10	1-2	0-1	2-2	1	4-0	1	0	0	0	4
Nicholls State	13	0-0	0-0	0-0	4	0-0	1	1	0	0	0
Rice	15	2-2	0-0	5-6	5	3-0	0	0	1	0	9
vs. Washington State	8	0-0	0-0	2-2	2	0-0	0	0	0	0	2
at Xavier	16	1-2	0-0	0-0	3	4-0	2	0	0	0	2
Utah	8	0-1	0-0	0-0	0	2-0	0	0	0	0	0
McNeese State	7	0-1	0-0	0-0	0	1-0	1	1	0	0	0
Alabama	7	0-0	0-0	2-2	1	2-0	1	1	0	0	2
at South Carolina	7	0-1	0-0	2-2	1	1-0	1	0	1	1	2
at Florida	17	2-4	0-0	0-1	4	1-0	1	2	0	1	4
Auburn	7	0-2	0-1	0-0	2	1-0	1	0	0	0	0
Ole Miss	13	1-2	0-0	1-1	3	3-0	0	1	0	1	3
at Alabama	16	1-5	0-1	0-0	1	1-0	1	0	0	1	2
at Mississippi State	24	0-1	0-0	2-2	6	3-0	2	0	0	0	2
Tennessee	9	0-0	0-0	0-0	1	1-0	0	0	0	0	0
Kentucky	8	0-2	0-0	0-0	1	3-0	0	1	0	0	0
at Arkansas	13	0-3	0-1	0-0	1	3-0	5	1	0	0	0
at Vanderbilt	4	0-2	0-0	0-0	0	1-0	0	0	0	0	0
Arkansas	5	0-0	0-0	2-2	4	0-0	0	1	0	0	2
at Auburn	14	0-2	0-1	0-0	2	0-0	0	1	0	2	0
at Ole Miss	20	3-5	0-0	3-3	6	1-0	2	2	0	0	9
Georgia	29	1-2	0-0	0-0	3	2-0	0	1	0	4	2
vs Tennessee (SECT)	31	3-5	0-1	2-4	5	3-0	0	2	1	1	8
TOTALS	383	22-64	0-8	26-30	74	47-0	19	19	3	14	70



Daron Populist

5-10 • 170 • Guard • Sophomore • 1VL • Slidell, La. (Salmen HS)

25

TOP CAREER PERFORMANCES

Points

8 vs. Arkansas, 2/24/10

Rebounds

2, twice

Field Goals Made

2, vs. Arkansas, 2/24/10

3PT Field Goals Made

2, vs. Arkansas, 2/24/10

Free Throws Made

2, vs. Arkansas, 2/24/10

Assists

2, twice

Steals

1, vs. Georgia, 3/6/10

Minutes Played

23, twice

TOP CAREER SCORING GAMES

- 1. 8 - vs. Arkansas, 2/24/10
- 2. 4 - at Mississippi State, 1/30/10
- 3. 3 - vs. Georgia, 3/6/10
- 3. 3 - vs. Tennessee, 2/4/10
- 5. 2 - at Arkansas, 2/10/10

Earned walk-on spot for the 2010-11 season.

FRESHMAN SEASON (2009-10)

Walk-on tryout selection for the 2009-10 season ... Played double-digit minutes off the bench in six conference games, topped by 23 in the two Arkansas wins ... Scored the first four points of his career when he played 22 minutes at Mississippi State (1/30) ... Career-high of eight against Arkansas (2/24) in first SEC team win, with two treys ... Hit 5-of-16 three-pointers ... Played in 16 total games ... Averaged 1.3 points per game, 0.5 rebounds per game and 9.8 minutes.

PRIOR TO LSU

Played point guard and shooting guard for Coach Jay Carlin at Salmen ... Team won Class 4A State title ... Averaged 14.7 points per game ... Was named All-District and All-Parish ... Was MVP of in-season tournaments at Jesuit and Mandeville ... Graduated with honors from Salmen.

PERSONAL

Full name is Daron Anthony Populist ... Nickname is "Pop" ... Birthday is Jan. 19, 1991 ... Parents are Daron, Sr., and Monica Populist ... Has one brother, Dalvin (13) ... Chose LSU because "it is really a good University and close to home." ... Anticipated major at LSU is sports medicine ... Favorite NBA players are LeBron James and Stephan Curry ... Favorite team is the Cleveland Cavaliers ... Favorite food is listed as "any home-cooked meal."



DARON POPULIST'S CAREER STATS

YEAR	GP-GS	MIN/AVG	FG-FGA	PCT.	3FG-FGA	PCT.	FT-FTA	PCT.	REB-AVG.	PF-FO	AST	TO	BLK	STL	PTS-AVG.
09-10	16-0	156/9.8	6-21	.286	5-16	.313	3-4	.750	8-0.5	7-0	9	9	0	1	20-1.3
TOTALS	16-0	156/9.8	6-21	.286	5-16	.313	3-4	.750	8-0.5	7-0	9	9	0	1	20-1.3

POPULIST'S GAME-BY-GAME STATISTICS

2009-10

OPPONENT	MIN	FG	3FG	FT	REB	PF-D	A	TO	BLK	STL	PTS
vs. Arizona State	1	0-0	0-0	0-0	0	0-0	1	0	0	0	0
Southeastern	1	0-0	0-0	0-0	0	0-0	0	0	0	0	0
at Xavier	2	0-0	0-0	0-0	0	0-0	0	0	0	0	0
McNeese State	2	0-0	0-0	0-0	0	0-0	0	0	0	0	0
Auburn	2	0-0	0-0	0-0	0	0-0	0	0	0	0	0
at Alabama	4	0-1	0-0	0-0	0	0-0	0	0	0	0	0
at Mississippi State	22	1-3	1-3	1-2	2	2-0	1	2	0	0	4
Tennessee	21	1-3	1-3	0-0	2	2-0	2	1	0	0	3
Kentucky	7	0-1	0-0	0-0	0	0-0	0	1	0	0	0
at Arkansas	23	1-3	0-2	0-0	1	1-0	1	2	0	0	2
Mississippi State	9	0-1	0-1	0-0	1	1-0	0	0	0	0	0
Arkansas	23	2-5	2-4	2-2	1	0-0	1	0	0	0	8
at Auburn	10	0-0	0-0	0-0	0	0-0	0	2	0	0	0
at Ole Miss	3	0-0	0-0	0-0	0	1-0	0	0	0	0	0
Georgia	17	1-3	1-3	0-0	1	0-0	2	0	0	1	3
vs. Tennessee (SECT)	9	0-1	0-0	0-0	0	0-0	1	1	0	0	0
TOTALS	156	6-21	5-16	3-4	8	7-0	9	9	0	1	20





Storm Warren

6-7 • 230 • Forward • Junior • 2VL • Monroe, La. (Richwood HS)

24

TOP CAREER PERFORMANCES

Points

21, twice

Rebounds

16, twice

Field Goals Made

9, twice

Free Throws Made

9, twice

Assists

4, vs. ULM, 11/13/09

Blocks

4, twice

Steals

3, twice

Minutes Played

39, vs. Louisiana-Lafayette, 12/1/09

TOP CAREER SCORING GAMES

- 1. 21 – at Utah, 1/2/10
- 1. 21 – vs. Northwestern State, 12/12/09
- 3. 20 – vs. Western Kentucky, 11/17/09
- 4. 19 – at South Carolina, 1/13/10
- 5. 18 – vs. Tennessee (SECT), 3/11/10
- 5. 18 – vs. Louisiana-Lafayette, 12/1/09
- 7. 17 – vs. Auburn, 1/20/10
- 8. 15 – vs. UConn, 11/25/09
- 8. 15 – vs. ULM, 11/13/09
- 10. 14 – four times

SOPHOMORE SEASON (2009-10)

Warren was one of the most improved players in Division I in average difference from one season to the next going from 2.0 as a freshman to 11.8 for his sophomore season ... Also averaged 7.2 rebounds a game over 26.7 minutes per game as one of two players to start and play in all 31 games ... 20 games of double figures, 21 for two years ... Had three double-doubles to start the season – 15 pts, 12 reb., vs. ULM (11/13); 14 pts, 12 reb., vs. Indiana State (11/16) and 20 pts, 11 reb., vs. Western Kentucky (11/17) ... Came back in December and had a four-game streak of double-doubles including career-highs of 16 rebounds against Louisiana-Lafayette (12/1) and Northwestern State (12/12) ... and first of two LSU bests of 21 points against Northwestern State (12/12) ... Other 21-point night came against Utah (1/2) ... Best SEC scoring game came against South Carolina scoring 19 (1/13) ... Had eight double-doubles, nine for his career ... Finished seventh in the league in rebound average ... Shot 53.6 percent (141-263) from the field ... 44 blocks (1.4 average, seventh in the SEC).

FRESHMAN SEASON (2008-09)

Appeared in 30 games, averaging 7.5 minutes per game ... Averaged 2.0 points, 1.8 rebounds with 15 blocks and 12 steals ... Scored 11 points and had 11 rebounds for his first collegiate double-double on Nov. 20 ... Made 6-of-his-first 13 field goal attempts, and finished 21-of-49 (42.9 percent) ... Had three assists and four blocks in the Alcorn State game ... Had two good games against Mississippi State – had seven points in 13 minutes in the double-overtime win in Starkville (2/11); in the SEC Tournament against the Bulldogs, scored six points in 13 minutes, hitting both field goal attempts and making 2-of-3 free throws ... Played 18 minutes with two blocks and a steal in the SEC title-clinching win at Kentucky (2/28).

PRIOR TO LSU

Played forward for Terry Martin, Sr., at Richwood ... Martin is the father of LSU player Terry Martin, who finished his eligibility in 2009 ... McDonald's All-American nominee ... Multi-sport athlete during his high school years, high jumping for the track team while also taking a turn at prep baseball and football ... MVP of the Louisiana Sports Writers Association Class AAA team (third time as a member of the team) and member of the All-Tournament team at the Top 28 state tournament ... Team won its district championship in 2007 and 2008, reaching the Top 28 both times, calling in the championship game in 2008 ... Warren had the rare quadruple-double in a 70-50 Richwood win over Green Oaks during his senior season – 27 points, 17 rebounds, 10 blocks and 10 assists.

PERSONAL

Right handed ... Born on Nov. 4, 1988, in Monroe ... Parents are Tammy Goodin and Edward Warren ... Two brothers, Edward and James, and a sister, Candy Goodin ... Majoring at LSU in sports administration ... Was a member of the National Honor Society, Science Club and school honor roll ... Said he wanted to come to LSU “the first time I saw the tiger” (live Mascot Mike VI).

STORM WARREN'S CAREER STATS

YEAR	GP-GS	MIN/AVG	FG-FGA	PCT.	3FG-FGA	PCT.	FT-FTA	PCT.	REB-AVG.	PF-FO	AST	TO	BLK	STL	PTS-AVG.
08-09	30-0	224-7.5	21-49	.429	0-0	.000	19-39	.487	53-1.8	32-1	6	9	15	12	61-2.0
09-10	31-31	827-26.7	141-263	.536	0-0	.000	84-123	.683	223-7.2	104-5	13	46	44	33	366-11.8
TOTALS	61-31	1051-17.2	162-312	.519	0-0	.000	103-162	.636	276-4.5	136-6	19	55	59	45	427-7.0

WARREN'S GAME-BY-GAME STATISTICS

2008-09

OPPONENT	MIN	FG	3FG	FT	REB	PF/D	A	TO	BLK	STL	PTS
Jackson State	13	3-5	0-0	0-1	3	1-0	0	1	0	1	6
Alcorn State	22	3-8	0-0	5-7	11	2-0	3	2	4	1	11
Northwestern State	10	1-5	0-0	2-6	7	4-0	0	0	2	0	4
Centenary	16	0-22	0-0	3-4	3	0-0	0	0	0	0	3
Troy	11	2-4	0-0	0-0	3	2-0	0	1	1	1	4
Cal St. Fullerton	1	0-0	0-0	0-0	0	1-0	0	1	0	0	0
Grambling State	8	0-0	0-0	0-0	2	1-0	1	0	0	1	0
Nicholls State	5	0-0	0-0	0-0	0	1-0	0	0	0	0	0
vs. Texas A&M	5	0-1	0-0	0-0	0	0-0	0	0	0	0	0
McNeese State	6	1-2	0-0	0-0	3	0-0	1	1	1	0	2
Washington State	7	0-0	0-0	0-0	1	0-0	0	0	0	0	0
Louisiana-Lafayette	6	1-1	0-0	1-2	1	1-0	0	0	0	0	3
Southeastern	8	0-1	0-0	0-0	0	1-0	0	0	1	1	0
at Utah	7	0-1	0-0	0-2	2	0-0	0	0	0	0	0
at Alabama	9	0-0	0-0	0-0	3	2-0	0	0	0	0	0
South Carolina	1	1-2	0-0	0-0	0	0-0	0	0	0	0	2
at Ole Miss	4	2-3	0-0	0-0	2	0-0	0	0	0	0	4
Mississippi State	5	2-2	0-0	1-1	0	1-0	0	1	0	0	5
Xavier	3	0-1	0-0	0-0	0	0-0	0	0	0	0	0
at Tennessee	8	0-2	0-0	0-0	1	2-0	0	1	1	0	0
Arkansas	0	0-0	0-0	0-0	0	0-0	0	0	0	0	0
at Georgia	4	1-2	0-0	0-4	2	1-0	0	0	0	0	2
Alabama	9	0-0	0-0	2-2	2	2-0	0	0	1	2	2
at Mississippi State	13	2-3	0-0	3-5	2	5-1	1	1	2	1	7
Ole Miss	4	0-0	0-0	0-0	2	0-0	0	0	0	0	0
at Kentucky	18	0-1	0-0	0-0	0	2-0	0	0	2	1	0
Vanderbilt	6	0-0	0-0	0-2	1	0-0	0	0	0	1	0
vs. Miss. State (SECT)	13	2-2	0-0	2-3	2	1-0	0	0	0	1	6
vs. Butler (NCAAT)	1	0-0	0-0	0-0	0	2-0	0	0	0	0	0
vs. N. Carolina (NCAAT)	1	0-1	0-0	0-0	0	0-0	0	0	0	0	0
TOTALS	224	21-49	0-0	19-39	53	32-1	6	9	15	12	61

2009-10

OPPONENT	MIN	FG	3FG	FT	REB	PF/D	A	TO	BLK	STL	PTS
ULM	24	5-7	0-0	5-6	12	2-0	4	3	3	1	15
Indiana State	25	6-8	0-0	2-2	12	4-0	0	1	2	1	14
Western Kentucky	34	-12	0-0	4-4	11	2-0	0	3	1	0	20
vs. Connecticut	22	6-8	0-0	3-7	6	5-1	0	1	2	0	15
vs. Arizona State	26	4-10	0-0	5-6	7	4-0	0	1	2	1	13
Louisiana-Lafayette	39	5-11	0-0	8-13	16	3-0	2	4	2	2	18
Northwestern State	34	9-11	0-0	3-4	16	2-0	0	1	1	2	21
Southeastern	34	6-9	0-0	2-7	12	4-0	1	1	0	2	14
Nicholls State	37	5-8	0-0	3-6	11	2-0	0	4	3	0	13
Rice	31	4-9	0-0	3-5	9	5-1	0	1	3	3	11
vs. Washington State	21	1-5	0-0	0-0	6	5-1	0	0	0	1	2
at Xavier	24	4-6	0-0	3-7	6	2-0	0	1	2	0	11
Utah	33	6-12	0-0	9-11	9	3-0	0	2	2	0	21
McNeese State	18	3-6	0-0	4-6	5	4-0	0	2	1	0	10
Alabama	19	1-3	0-0	2-2	1	4-0	0	2	0	0	4
at South Carolina	34	7-8	0-0	5-6	3	1-0	1	1	3	2	19
at Florida	14	4-6	0-0	0-0	3	4-0	0	0	1	0	8
Auburn	35	4-6	0-0	9-11	11	4-0	0	1	2	3	17
Ole Miss	28	3-5	0-0	5-6	4	3-0	0	2	0	0	11
at Alabama	30	4-11	0-0	1-1	6	1-0	0	0	0	0	9
at Mississippi State	14	1-6	0-0	0-0	1	3-0	0	2	0	0	2
Tennessee	25	2-8	0-0	1-2	3	3-0	1	0	1	1	5
Kentucky	18	3-7	0-0	1-2	3	3-0	0	2	1	2	7
at Arkansas	22	4-8	0-0	0-0	4	4-0	0	0	2	1	8
at Vanderbilt	20	5-7	0-0	2-2	5	5-1	0	0	0	1	12
Mississippi State	31	6-16	0-0	2-2	8	4-0	1	1	0	1	14
Arkansas	32	4-13	0-0	0-1	8	5-1	1	3	3	5	8
at Auburn	30	7-10	0-0	0-0	6	4-0	0	2	1	1	14
at Ole Miss	20	2-5	0-0	1-2	4	4-0	0	2	1	1	5
Georgia	26	3-9	0-0	1-1	9	1-0	1	2	4	1	7
vs. Tennessee (SECT)	27	9-13	0-0	0-1	6	4-0	1	1	1	1	18
TOTALS	827	141-263	0-0	84-123	223	104-4	13	46	44	33	366





Malcolm White

6-9 • 225 • Forward • Junior • TR • Baton Rouge, La. (Ole Miss)

5

JUNIOR REDSHIRT SEASON (2009-10)

Sat out the 2009-10 season under NCAA transfer rules after coming to LSU from Ole Miss ... Was able to practice with the team and will have two years of eligibility left at LSU.

FRESHMAN AND SOPHOMORE SEASONS (2007-09 AT OLE MISS)

In 2008-09, averaged 7.2 points per game, starting 27 of 31 games as a sophomore for the Rebels, averaging 24.7 minutes per game ... Also averaged 5.7 rebounds a contest with 43 blocks ... Shot 50 percent from the floor, hitting 93-of-186 and 74.0 percent from the foul line, making 37-of-50 ... Tied a career-high with 20 points and added nine rebounds in the season finale at Mississippi State ... At Auburn, pulled down a career-high 18 boards, the most by a Rebel since 2003 ... Block total was the most ever by a sophomore in Ole Miss history ... As a freshman during the 2007-08 season, played in 26 games, averaging 2.2 points and 1.3 rebounds, while playing 6.7 minutes per game ... His best first-year game came against LSU when he had 12 points and six rebounds in 21 minutes.

HIGH SCHOOL

Named the 2006 District 8-2A Player of the Year and an All-State performer at St. Helena for coach Lester Jenkins Averaged 28 points and 16 rebounds as a high school senior, 22 points and 13 rebounds as a junior ... Holds school records for blocks in a game with 18 and rebounds in a game with 22 ... Attended Genesis One Christian Academy in Mendenhall, Miss., during the 2006-07 season and averaged 15 points, 12 rebounds and four blocks on its national runner-up team.

PERSONAL

Full name is Malcolm Anthony Allen White ... Born August 11, 1988 ... Son of Elanda White and Malcolm Moore ... General studies major ... Nephew of former Notre Dame All-American and NBA star Orlando Woolridge.





Jalen Courtney

6-8 • 210 • Forward • Freshman • HS • Jackson, Miss. (Provine HS)

14

PRIOR TO LSU

Team was very successful in Class 5A, winning two state championships and reaching the final in his junior year when he averaged 15 points and nine rebounds for the No. 4 team in the state in the classification ... Averaged 16 points and 11 rebounds this past year for the Rams ... Had a high of 38 points and 20 rebounds in a game against Starkville High School ... Played for Coach Luther Riley ... Was the Mississippi State High School Athletic Association Scholar Athlete of the Year ... Named All-State, All-Metro and was a Mississippi McDonald's All-American nominee.

PERSONAL

Nickname is "Bird," given to him by high school coach ... Born July 29, 1992 in Atlanta, Ga. ... Moved to Jackson in the eighth grade ... Mother is Veronna Williams ... One younger brother (Skylen Williams) and one younger sister (Mya Courtney) ... Plans to major in biology ... Hobbies include listening to music ... Favorite NBA team is the Lakers and favorite NBA player is Carmelo Anthony ... Favorite non-basketball athlete is Muhammad Ali.



Matt Derenbecker

6-7 • 185 • Forward • Freshman • HS • Metairie, La. (Metairie Park Country Day HS)

21

Will join his former teammate, Eddie Ludwig, on the Tiger team from Metairie Park Country Day.

PRIOR TO LSU

Averaged 25.5 points per game and 9.9 rebounds a game in winning the Louisiana Gatorade Player of the Year for a second straight year ... Three-time member of the Louisiana All-State basketball squad in Class 1A and state's outstanding player in the classification in 2010 ... Coach at Metairie Park was Mike McGuire ... The Cajuns reached the championship game in Class 1A State Finals at the Top 28 in Lafayette in March, 2010 ... Derenbecker also won the Gatorade award for the state after his junior season ... As a junior averaged 20.3 points per game, 11.3 rebounds ... Scored 31 points and had nine rebounds and was honored as Class 1A title game MVP in the 2009 Top 28 title game win over Arcadia ... Listed by *Rivals.com* as one of the "most versatile" among incoming SEC Frosh ... Ranked in the top 100 players by ESPNU for the coming season among college signees.

PERSONAL

Born Aug. 30, 1991 in Baton Rouge, La. ... Son of John and Trina Derenbecker ... Brothers Rob and Parke ... Father, John Derenbecker, played basketball at Vanderbilt in the early 1980s ... Anticipated major at LSU is mass communications ... Listed the "coaches and location" as his main influences in selecting LSU ... Hobbies include eating and watch television and his favorite food is "Greek" ... Favorite NBA team is the New Orleans Hornets and favorite NBA player is Manu Ginobili ... Favorite athlete in other sports is New Orleans Saints running back Reggie Bush ... Lists his best non-athletic talent as singing.



Andre Stringer

5-9 • 170 • Guard • Freshman • HS • Jackson, Miss. • Forest Park HS

10

PRIOR TO LSU

Named Mr. Basketball in the state of Mississippi ... Coached at Forest Hill by Clay Norton and Robert Stewart ... Two-time Gatorade Mississippi Player of the Year, one of two players on the LSU team to have won the award in both 2009 and 2010 ... All-time leading scorer at Forest Hill High School, averaging 26 points a game and nine assists ... Scored over 2,400 points in his career ... Had 61 points in one game versus Jim Hill High School ... Played in the Mississippi -Alabama all-star basketball game at the end of the year.

PERSONAL

Born in Atlanta, Ga., on Dec. 4, 1991 ... Parents are Frances and Michael Stringer ... One older brother, Michael ... Undecided on a major ... Hobbies include video games ... Favorite food is macaroni and cheese ... Favorite NBA team is the New Orleans Hornets and favorite NBA player is Chris Paul ... Favorite athlete outside the NBA is boxer Floyd Mayweather ... Listed his brother as the biggest influence ... Favorite singer is Alicia Keys.



Ralston Turner

6-6 • 193 • Guard • Freshman • HS • Muscle Shoals, Ala. (Muscle Shoals HS)

22

PRIOR TO LSU

Averaged 21 points and 5.5 rebounds a game this past season ... Was named first team on the All-Area Class 4A-6A squad selected by the Florence Times Daily ... First team All-State three years ... Nominated for McDonalds All-American ... Named Player of the Year for two years by the Times Daily and POY of the Birmingham Tipoff Club for 2010 ... High School basketball coach was Dennis Connor ... Started the annual Alabama-Mississippi all-star basketball game for Alabama ... Twice attended the LeBron James Skills Academy in Ohio, the invitation-only exhibition for some of the top players in the country ... In 2009 at the camp played on LeBron's team in a five-on-five scrimmage ... Also attended the Paul Pierce Shooting Guard Nike Skills Academy ... Finished career with 2,502 points in 148 games for 16.9 career average ... Just under 1,000 career rebounds ... Shot 39.1 percent from the arc, making 247 three-pointers ... Recorded 263 career blocks.

PERSONAL

Full name is Ralston Darnell Turner ... He was born in Sheffield, Ala., on Sept. 22, 1991 ... Member of the National Honor Society ... Won National Scholar/Athlete Award from the United States Army Reserve ... Parents are Larry and Andrea Turner ... One sister, Channing ... Undecided on a major ... Hobbies include video games and listening to music ... Favorite NBA team is the Los Angeles Lakers and favorite player is the Lakers' Kobe Bryant ... Said the thing people don't know about him is that he "likes to go fishing."



Justin Hamilton

6-11 • 250 • Center • Junior • Alpine, Utah • Iowa State

41

Transferred to LSU after two seasons at Iowa State ... Will sit out this season but will be able to practice with the team ... Will have two years of eligibility remaining beginning in the 2011-12 season.

AT IOWA STATE (2008-10)

Started 31 games at center this past season, leading the team in field goal percentage at 61.7 percent (74-120 FG) ... averaged 6.4 points, 5.4 rebounds and 1.1 blocks .. His season field goal percentage was the fourth-best single-season in Iowa State history ... Led the Big 12 (conference games only) in offensive rebounds (3.7 a game) ... Averaged 8.2 rebounds in his last 12 games ... Was second on the team in blocks (33) ... Averaged 7.3 rebounds in conference games ... Scored in double figures eight times and had four double figure rebound games ... Had a double double twice ... As a freshman in 2009, averaged 4.2 points and 2.9 rebounds, starting 18 games and playing in 32 contests ... Shot 57 percent from the field (57-100) ... 17 blocks.

PRIOR TO COLLEGE

Helped lead Long Peak High School to a 23-2 record and the Class 5A state title his senior year ... His prep team was ranked in the top 25 nationally, earning a ranking of No. 22 ... Averaged 10.1 points, 6.9 rebounds and 3.2 blocks per game while earning first-team all-state honors in Class 5A from the Desert Morning News ... Scored 10 points, had six rebounds and blocked a school-record 10 shots in the state championship game win over Bingham ... Voted as the state of Utah's most improved player in 2007-08.

PERSONAL

Born April 1, 1990 in Newport Beach, Calif. ... Son of Larry and Tami Hamilton ... Father was a two-sport star at Brigham Young in football and wrestling ... He was a starter at defensive tackle on BYU's 1984 national championship team ... Mother was a two-time all-conference volleyball player at BYU ... Holds the NCAA record for most assists in a single-season with 2,026 in 1986 ... Justin was a former Eagle Scout ... Enjoys fishing and golfing ... Favorite foods are steak, crab and shrimp ... Favorite NBA team is the Los Angeles Lakers and his favorite player, Kobe Bryant ... Also enjoys skateboarding and snowboard ... Major is communication studies.



Andrew Del Piero

7-2 • 286 • Center • Sophomore • RS • Austin, Texas (Westlake HS)

55

PRIOR TO LSU

Asked to join the Tiger team this year as a walk-on ... Has been a member of the Golden Band from Tigerland for the past two years as a member of the tuba section ... Played one year of high school basketball ... Was a Class 5A selection for the All-State band for two years while in high school.

PERSONAL

Full name is Andrew Carl Del Piero ... Born on May 20, 1990, in Houston, Texas ... parents are Paul and Debbie Del Piero ... Dad played basketball at Dartmouth College ... Two brothers - Will Del Piero (21), Logan Richardson (29) .. Major at LSU is music ... Third year at LSU ... Athletically will be listed as a redshirt sophomore ... Favorite NBA team is the San Antonio Spurs and favorite player is Manu Ginobili ... Favorite athlete outside basketball is Lance Armstrong ... Favorite singer is Jim Morrison.



3

Garrett Green

F • 6-11 • Jr. • 2L
Woodlawn Hills, Calif.
Taft HS



4

Chris Bass

G • 6-1 • Jr. • 2L
Baton Rouge, La
Lee Academy Prep



5

Malcolm White

F • 6-9 • Jr. • RS
Baton Rouge, La.
Ole Miss



10

Andre Stringer

G • 5-9 • Fr. • HS
Jackson, Miss.
Forest Park HS



13

Eddie Ludwig

F • 6-9 • So. • 1L
Metairie, La.
Metairie Park Country Day



14

Jalen Courtney

F • 6-8 • Fr. • HS
Jackson, Miss.
Provine HS



15

Dennis Harris

F • 6-11 • So. • 1L
Jonesboro, Ga.
Mundy's Mill HS



21

Matt Derenbecker

F • 6-7 • Fr. • HS
Metairie, La.
Metairie Park Country Day



22

Ralston Turner

G • 6-6 • Fr. • HS
Muscle Shoals, Ala.
Muscle Shoals HS



24

Storm Warren

F • 6-7 • Jr. • 2L
Monroe, La.
Richwood HS



25

Daron Populist

G • 5-10 • So. • 1L
Slidell, La.
Salmen HS



41

Justin Hamilton

C • 6-11 • Jr. • TR
Alpine, Utah
Iowa State



45

Aaron Dotson

G • 6-4 • So. • 1L
Seattle, Wash.
Rainier Beach HS



55

Andrew Del Piero

C • 7-2 • So. • RS
Austin, Texas
Westlake HS

Coaching Staff



Trent Johnson
HEAD COACH
Third Season
Boise State, '86



Donny Guerinoni
ASSISTANT COACH
Third Season
Nevada, '01



Lynn Nance
ASSISTANT COACH
First Season
Washington, '65



Brent Scott
ASSISTANT COACH
Third Season
Rice, '03



Nick Robinson
BASKETBALL OPERATIONS
Second Season
Stanford, '05



Brittany Carvalhido
EXECUTIVE ASSISTANT
First Season
(3rd at LSU)
Oklahoma State, '05





Harry Rabenhorst
1925-42; 45-57
29 Seasons
Record: 340-264



Dale Morey
1942-44
2 Seasons
Record: 28-19



Jess Fatherree
1944-45
1 Season
Record: 11-7



A.L. Swanson
1944-45
1 Season
Record: 4-2



Jay McCreary
1957-65
8 Seasons
Record: 82-115



Frank Truitt
1965-66
1 Season
Record: 6-20



Press Maravich
1966-72
6 Seasons
Record: 76-86



Dale Brown
1972-97
25 Seasons
Record: 448-301



John Brady
1997-2008
11 seasons
Record: 192-139



Butch Pierre
2007-08
1 season
Record: 5-5



Trent Johnson
2008-
2 seasons
Record: 38-28



Dale Brown



Press Maravich

By Chronological Order

YEARS	COACH (ALMA MATER)	SEASONS	GAMES	W-L	PCT.
1908-09	E. R. Wingard (Susquehanna)	1	7	5-2	.714
1909-11	J. W. Mayhew (Brown)	2	15	11-4	.733
1911-13	F. M. Long (Oklahoma)	2	15	6-9	.400
1913-18; 19-20	Dr. C. C. Stroud (Tufts)	6	103	82-21	.796
1918-19	R. E. Edmonds (LSU)	1	1	1-0	1.000
1920-21	Branch Boccock (Georgetown)	1	23	19-4	.826
1921-23	Frank "Tad" Gormley (Loyola)	2	36	25-11	.694
1923-24	"Moon" Ducote (Auburn)	1	20	8-12	.400
1924-25	H. E. "Gob" Wilson (Michigan)	1	17	10-7	.588
1925-42; 46-57	Harry Rabenhorst (Wake Forest)	29	604	340-264	.563
1942-44	Dale Morey (LSU)	2	47	28-19	.596
1944-45	Jessee Fatherree (LSU)	1	18	11-7	.611
1944-45	*A. L. Swanson (LSU)	1	6	4-2	.667
1957-65	Jay McCreary (Indiana)	8	197	82-115	.416
1965-66	Frank Truitt (Otterbein)	1	26	6-20	.231
1966-72	Press Maravich (Davis-Elkins)	6	162	76-86	.469
1972- 97	Dale Brown (Minot St.)	25	749	448-301	.598
1997- 98	John Brady (Belhaven)	11	331	192-139	.566
2007-08	*Butch Pierre (Miss. State)	1	10	5-5	.500
2008-10	Trent Johnson (Boise State)	2	66	38-28	.575
1908-2010	20 coaches	102	2453	1397-1056	.569

* Fatherree left LSU to join the U. S. Army with five games plus the tournament remaining in the 1944-45 season. Swanson replaced him for the balance of the year. Butch Pierre replaced John Brady who was relieved of his coaching duties with 10 games remaining in the 2008 season.

By Wins

COACH	SEASONS	GAMES	W-L	PCT.
Dale Brown	25	749	448-301	.598
Harry Rabenhorst	29	604	340-264	.563
John Brady	11	331	192-139	.566
Dr. C. C. Stroud	6	103	82-21	.796
Jay McCreary	8	197	82-115	.416
Press Maravich	6	162	76-86	.469
Trent Johnson	2	66	38-28	.575
Dale Morey	2	47	28-19	.595
Frank "Tad" Gormley	2	36	25-11	.694
Branch Boccock	1	23	19-4	.826
J. W. Mayhew	2	15	11-4	.733
Jessee Fatherree	1	18	11-7	.611
H. E. "Gob" Wilson	1	17	10-7	.588
"Moon" Ducote	1	20	8-12	.400
F. M. Long	2	15	6-9	.400
Frank Truitt	1	26	6-20	.231
E. R. Wingard	1	7	5-2	.714
Butch Pierre	1	10	5-5	.500
A. L. Swanson	1	6	4-2	.667
R. E. Edmonds	1	1	1-0	1.000

All-Time Assistant Coaches

Don Chaney -- 1950s	Ron Abernathy -- 1976-91	Ari Fisher -- 1993-97	John Treloar -- 2004-08
Don Kennard -- 1958-61	Rick Huckabay -- 1978-83	Bob Boyd -- 1996-97	Scott Soprych -- 2004-07
Buddy Bonnette -- 1961-62	Jordy Hultberg -- 1980-83	Ricky Blanton -- 1996-97	Chad Dollar -- 2007-08
Greg Bernbrock -- 1964-72	Tex Winter -- 1983-1985	Kermit Davis, Jr. -- 1997-02	Jeff Clapacs -- 2007-08
Jay McCreary -- 1965-72	Gary Duhe -- 1983-1985	Butch Pierre -- 1997-08	Keith Richard -- 2008-10
Jeff Tribbett -- 1971-72	Bo Bahnsen -- 1983-1987	Donnie Tyndall -- 1997-01	Chris Bobel -- 2008-10
Jack Schalow -- 1972-74	Johnny Jones -- 1984-97	Scott Osborne -- 1998-00	Donny Guerinoni -- 2008-
Homer Drew -- 1972-75	Craig Carse -- 1987-1994	Mike Giorlando -- 2001-2004	Brent Scott -- 2008-
Clarence Christenson -- 1972-75	Joe Johnson -- 1987-88	Rickey Broussard -- 2002-04	Nick Robinson -- 2009-
Art Tollis -- 1974-81	Jim Childers -- 1988-96	Larry Cordaro -- 2002-04	Lynn Nance -- 2010 -
Bob Stinnett -- 1975-77	Bob Starkey -- 1991-98	Nikita Johnson -- 2004-07	Brittany Carvalhido -- 2010-

* - Assistant Coaches Roster at LSU (including where available graduate assistants, administrative assistants/director of operations, executive assistant HC)



Trent Johnson

Head Coach • Third Season at LSU • 12th Season as Head Coach

Trent Johnson believes the LSU basketball program is moving forward.

With an outstanding recruiting class of student-athletes that fit the LSU program, Johnson is anxious to see this group “be a team” in 2010-11.

As Johnson, the 20th head men’s basketball coach at LSU enters his third season, he seeks to build on more than a decade of excellence at LSU, Stanford and Nevada.

Having earned Conference Coach of the Year in all three leagues (Western



Athletic Conference, Pac-10 and Southeastern Conference), Johnson and his staff continue toward maintaining LSU basketball as one of the premier programs in the country.

In his first season at LSU, Johnson led the Tigers to 27 wins, tied for the third most wins in a season in LSU history, and won the SEC regular season championship with a record of 13-3. LSU returned to the NCAA Tournament for the first time since 2006, advancing to the second round before falling, 84-70, to North Carolina in the closest game the eventual national championships would have to play. LSU had a second half lead on the Tar Heels and the game was still in the balance entering the final eight minutes. In the opening round, LSU defeated nationally-ranked Butler one year prior to the Bulldogs advancing to the national championship game.

Coach Johnson, who eats, sleeps and drinks college basketball year round, believes in both

development on the court and also personal, social and academic development. As players grasp his vision for success, they have the opportunity to embrace playing in a fast-paced system, executing in the half court and defending and rebounding at a high level.

Johnson has a record of success that continues here at LSU. His team will have to blend together and learn from a coach that is a fierce competitor who exudes and demands toughness.

His devotion to the team, his protective beliefs toward his players and his loyalty to his former players is evidenced by the fact that three of his former players are now members of the LSU basketball staff. Johnson is a program builder and he has re-established the base of the LSU program by visiting with former players and coaches to bring together the past, the present and the future of the program.



Trent Johnson with wife Jackie, daughter Tinishia, 27, and son Terry, 24.



Former players turn out regularly to watch the Tigers play and Johnson is always willing to call alums and invite them to be a part of the program. It has led to lots of support from those who left their mark on the program, but in true Johnson fashion, he deflects the praise on to his student-athletes who he molded to perform as he hoped.

He also has spent time with the Maravich Maniacs student fan group, the Tiger Girls and LSU Cheerleaders to make them feel a vital part of the program.

Johnson also is charged with the development of athletes both on and off the court. Off the court, he is working hard to make sure student-athletes understand the “student” part of their days at LSU. At all three spots in his head coaching career, he has developed not just successful athletes and winning basketball teams,

but young men who are having success in life.

In his 11 years combined as a Division I head coach at LSU, Stanford and Nevada, he has won 197 games and taken teams in seven of the last eight seasons to post-season play, including five NCAA appearances. In addition, Johnson has seen six of his former assistant coaches become head coaches at successful programs: Mark Fox (Georgia, Nevada), David Carter (Nevada), Eric Reveno (Portland), Josh Newman (Arkansas-Fort Smith) Chris Tifft (New Mexico JC, Lamar CC) and most recently, Keith Richard (ULM).

Johnson has been rewarded as the 2009 consensus SEC Coach of the Year and was a finalist for four national coach of the year honors as he became the first LSU men’s basketball coach to win the league title and take the





team to post-season play in his first year at the school.

Under Johnson's watch, he has already coached an SEC Player of the Year in Marcus Thornton, who had a breakout rookie year in 2010 as a member of the New Orleans Hornets. Thornton is one of two LSU NBA players Johnson has coached as Garrett Temple used four 10-day contracts to earn a season ending roster spot with the San Antonio Spurs that carried into the NBA Playoffs.

Thornton and Tasmin Mitchell became the first LSU players since 1990 to earn consensus First-Team All-SEC honors.

Mitchell would finish his career in the top 10 in career scoring (third), rebounds (sixth), field goals made, assists and steals. He ended his time at LSU as the all-time leader in minutes played (4,692), games played (137) and games started (136).

Thornton, Temple and Mitchell represent Johnson's ability to teach and mold a well-rounded basketball player into having both a good offensive and defensive presence that can benefit the team and provide a chance to play at the next level.

At Stanford

Johnson, who also served as a Stanford assistant from 1996-99, made an immediate impact when he returned as the head coach at The Farm in 2004. He was the only head coach in Stanford history at the time to guide the Cardinal to the postseason in each of his first four seasons, with three NCAA Tournament berths in those four years, including a trip to the NCAA Sweet 16 in 2008. He was named the Pac-10 Coach of the Year, part of a rare double when he won the same honor in the SEC one year later.

THE JOHNSON FILE

Year:	Third
Birth Date:	September 12, 1956
Birthplace:	Berkeley, Calif.
Hometown:	Seattle, Wash.
High School:	Franklin, HS
College:	Boise State ('86)
Wife:	Jackie
Children:	Tinishia (27), Terry (24)

College Coaching Experience

1986-89:	Assistant Coach	Utah
1989-92:	Assistant Coach	Washington
1992-96:	Assistant Coach	Rice
1996-99:	Assistant Coach	Stanford
1999-04:	Head Coach	Nevada
2004-08:	Head Coach	Stanford
April 10, 2008 -	Head Coach	LSU

Head Coaching Record:

NEVADA

YEAR	OVERALL	WAC	POSTSEASON
1999-00	9-20	6-10	
2000-01	10-18	3-13	
2001-02	17-13	9-9	
2002-03	18-14	11-7	NIT First Round
2003-04	25-9	13-5	NCAA Sweet 16 WAC Tour. Championship
Total	79-74	42-44	

STANFORD

YEAR	OVERALL	PAC-10	POSTSEASON
2004-05	18-13	11-7	NCAA First Round
2005-06	16-14	11-7	NIT Second Round
2006-07	18-13	10-8	NCAA First Round
2007-08	28-7	13-5	NCAA Sweet 16
Total	80-47	45-27	

LSU

YEAR	OVERALL	SEC	POSTSEASON
2008-09	27-8	13-3	NCAA Second Round SEC Champions
2009-10	11-20	2-14	
Totals	38-28	15-17	
Overall	197-149	102-88	

Conference Players of the Year

During Coach Johnson's Head Coaching Tenure

NEVADA

Kirk Snyder - 2004

LSU

Marcus Thornton - 2009

Coach of the Year Honors

2003 - Western Athletic Conference
2008 - Pac-10 Conference
2009 - Southeastern Conference



In 2008, Stanford earned a No. 3 seed in the NCAA Tournament and posted three wins over ranked teams during the course of the year.

In his first season at Stanford (2005), Johnson displayed his leadership in the face of adversity as Stanford dealt with a season-ending injury to its leading scorer while having only nine healthy players to complete that year. Despite that, the Cardinal finished third in the league and earned an NCAA Tournament trip.

In 2007, the Cardinal squad again reached the NCAA Tournament in a year that included five wins over Top 25 clubs, including a 75-68 win over No. 2 UCLA when Stanford overcame a 17-point deficit.

Johnson at Stanford

developed great players who again excelled both on and off the floor, headlined by the Lopez twins who were both first round selections in the 2008 NBA draft. Brook was the 10th selection of the New Jersey Nets and Robin was the 15th selection by the Phoenix Suns. Several student-athletes in his Stanford tenure also earned academic honors, including Dan Grunfeld who made the CoSIDA/ESPN The Magazine Academic All-American team twice.

At Nevada

Johnson's first college head coaching position came at Nevada as he revitalized the Wolfpack program in his five years there (1999-02). It was there that Johnson displayed his coaching and recruiting expertise as he transformed the struggling



Nevada program to a conference powerhouse.

Prior to his arrival, Nevada had never won an NCAA Tournament game. In 2003, Johnson was named the Western Athletic Conference Coach of the Year when his team won 18 games, advanced to the championship of the WAC Tournament and an NIT bid. In 2004 his team posted a school record tying 25 wins, tied for the first time for the WAC regular season title and won the WAC Tournament Championship. Nevada posted upset victories in the 2004 NCAA Tournament over Michigan State and Gonzaga before losing to national runner-up Georgia Tech in the Sweet 16.

His success at Nevada included the recruitment and development of standouts Kirk Snyder and Nick Fazekas. Snyder, a WAC Player of the Year, was the 16th player chosen in the 2004 NBA draft by Utah. Fazekas was a three-time WAC POY, who was drafted by the Dallas Mavericks.

Coaching Roots

Johnson's three years as a Stanford assistant before becoming a head coach coincided with the start of one of the most successful runs in school history. The Cardinal advanced to the NCAA Final Four in 1998 and twice (1997, 1998) reached the Sweet 16. The Coach contributed to the development and recruitment of some of Stanford's greatest players including future NBAers Brevin Knight, Mark Madsen, Casey Jacobsen and Jarron and Jason Collins. Before his stint at Stanford, Johnson served as an assistant coach at Utah (1986-89), Washington (1989-92) and Rice (1992-96). At Washington, he recruited 1992 Pac-10 Freshman of the year, Mark Pope, and at Utah, he signed Josh Grant, the 1990 WAC MVP and Naismith Award finalist.

Johnson got his coaching start at the prep level, serving as an assistant coach at Boise High School from 1980-85. While at Boise High School, Johnson coached the sophomore "B" team, while also serving as an assistant to Greg Hordemann on the varsity squad.

During his successful playing career at Boise State (1974-78), Johnson finished in the top 10 in scoring and rebounds. In 1976, the Broncos won the Big Sky Tournament and advanced to the NCAA Tournament. In his junior year, Johnson was named Boise State's Most Valuable Player and in his final season was named All-Big Sky.

Johnson earned his Bachelor of Science degree in Physical Education in 1986 and in Oct. 2009, was named a recipient of Boise State's Distinguished Alumni Award. Johnson also played professionally for the Washington Lumberjacks of the Western Basketball League.

Off The Court

Johnson has always been a big believer in special causes and joined former LSU basketball coach Dale Brown and star center Shaquille O'Neal in cutting a series of commercials that aired nationally for the "Be A Match" organization in support of bone marrow donors.

This past June, Johnson was part of a 10-day trip to Africa as part of the Triad Trust program that was established to stop the transmission of HIV through culturally relevant, locally sustainable health and life skills education-based programs in communities affected by HIV/AIDS.

He also is a member of the Board of Directors of the National Association of Basketball Coaches and has served on the NABC Special Committee on Recruiting and Access. He also gives his time freely to such organizations as the Boy Scouts of America, the Louisiana Health and Rehab Center, Inc., and the Jimmy V Foundation for cancer research championed by ESPN's Dick Vitale.

Johnson, who was born in Berkeley, Calif., and calls Seattle, Wash., his home, is married to Jackie and they have two children: a daughter, Tinishia, 27, and a son, Terry, 24.

Johnson's knowledge of the game and the right way to build a program is what will lead LSU to success in the future. LSU fans see the foundation he has put down that will make the Tigers a sustainable program that will again be a factor on the national scale. It's what he wants. It is what he believes in and LSU fans believe as well.

TRENT JOHNSON VS. ALL OPPONENTS

	NEVADA	STANFORD	LSU	TOTALS
Air Force		0-1		0-1
Alabama			1-3	1-3
Alabama State	1-0			1-0
Alcorn State			1-0	1-0
Arizona		4-6		4-6
Arizona State	0-1	5-3	0-1	5-5
Arkansas			3-1	3-1
Arkansas State	1-1			1-1
Auburn			1-3	1-3
Boise State	7-1			7-1
Brigham Young		1-0		1-0
Butler	0-1	1-0		1-1
California		7-1		7-1
Cal Poly	0-1	1-0		1-1
Cal State-Fullerton	1-0		1-0	2-0
Cal State-Northridge	2-0			2-0
Centenary			1-0	1-0
Colorado		1-0		1-0
Colorado State		1-0		1-0
Connecticut	0-1	0-0	0-1	0-2
Cornell		1-0		1-0
Dartmouth		1-0		1-0
Denver		3-0		3-0
Florida			1-1	1-1
Fresno State	5-3	2-0		7-3
Georgia			2-0	2-0
Georgia Tech	0-1			0-1
Gonzaga	1-0	0-2		1-2
Grambling			1-0	1-0
Harvard		1-0		1-0
Hawaii	4-5			4-5
Idaho	1-1			1-1
Indiana State			1-0	1-0
Jackson State			1-0	1-0
Kansas	1-0			1-0
Kentucky			2-1	2-1
Long Beach State	0-1			0-1
Louisiana Tech	4-3			4-3
Louisiana-Lafayette			2-0	2-0
Louisiana-Monroe			1-0	1-0
Louisville		0-2		0-2
Marquette		1-0		1-0
McNeese State			2-0	2-0
Michigan State	1-0	0-1		1-1
Mississippi State		0-1	2-3	2-4
Missouri State		0-1		0-1
Montana	1-2	1-1		2-3
Montana State	1-0			1-0
New Mexico State	0-2			0-2
Nicholls			2-0	2-0
North Carolina			0-1	0-1
North Texas	1-1			1-1
Northwestern		2-0		2-0
Northwestern State		2-0	2-0	4-0
North Dame NU	1-0			1-0
Ole Miss			2-2	2-2
Oregon		6-2		6-2
Oregon State		7-1		7-1
Pacific	1-2			1-2
Portland	1-1			1-1
Portland State	1-1			1-1
Princeton		1-0		1-0
Rice	6-4		1-0	7-4
Santa Clara	1-3	1-2		2-5
Sacramento State	0-2	1-0		1-2
San Diego	1-1			1-1
San Francisco	3-1	2-0		5-1
San Jose State	5-3	1-0		6-3
Seattle Pacific	1-0			1-0
Siena		1-1		1-1



	NEVADA	STANFORD	LSU	TOTALS
South Carolina			1-1	1-1
Southeastern La.			2-0	2-0
Southern Methodist	5-6			5-6
Southern Oregon	1-0			1-0
St. Mary	2-1			2-1
Stanford	0-1			0-1
Tennessee		0-1	1-2	1-2
Texas		0-1		0-1
Texas A&M			0-1	0-1
Texas Christian	0-2			0-2
Texas Tech	0-1	1-0		2-1
Toledo	1-0			1-0
Troy			1-0	1-0
Tulsa	2-7			2-7
UC-Irvine	1-0	0-1		1-1
UC-Davis	1-0	2-1		3-1
UCLA		3-6		3-6
UC-Santa Barbara	1-1	1-0		2-1
UNLV	2-3			2-3
USC		4-5		4-5
Utah			0-2	0-2
Utah State	0-3			0-3
UTEP	6-3			6-3
Vanderbilt			0-2	0-2
Vermont	1-0			1-0
Virginia		2-0		2-0
Virginia Tech		0-1		0-1
Washington	1-1	5-4		6-5
Washington State		7-3	1-1	8-4
Weber State	1-1			1-1
Western Kentucky			1-0	1-0
Westminster	1-0			1-0
Wyoming	0-1			0-1
Xavier			0-2	0-2
Yale		1-0		1-0



Donny Guerinoni

Assistant Coach • Third Season at LSU

The Guerinoni File

Years at LSU:	Third
Birth Date:	March 12, 1978
Age:	32
Hometown:	Sebastopol, Calif.
College:	Nevada, 2002

College Coaching Experience

2002-04:	Assistant Coach West Valley Junior College
2004-06:	Basketball Operations Stanford
2006-08:	Assistant Coach Stanford
2008-	Assistant Coach LSU



If it seems to LSU fans like there is a certain chemistry in the bench work they see between Trent Johnson and Donny Guerinoni, it is just the continuation of a long relationship that started as a player and now as an assistant coach.

Entering his third year at LSU, Guerinoni's history with Johnson goes beyond coaching, as he was Johnson's first recruit when he became the head coach for the University of Nevada. In now his seventh year as a member of Johnson's staff, Guerinoni's primary responsibilities include recruiting, scouting, game preparation, scheduling and perimeter skill development.

With Johnson's tutelage, Guerinoni has had a well-rounded experience, having had many different assignments across various positions. With recruiting as his primary responsibility over the last four years, Guerinoni along with the entire staff has helped LSU sign five new players for the 2010-11 season. Both ESPN and Rivals.com have ranked the class as one of the nations top 25.

During his time under Johnson, Guerinoni has experienced post-season play five of the last six years, and the NCAA tournament four of the last six. Highlights include a trip to the Sweet 16 in 2008, and an SEC Championship in 2009.

A native of Sebastopol, Calif., Guerinoni first attended West Valley Community College in Saratoga as a member of the men's basketball team. There, under well-respected head coach Bob Burton, Guerinoni helped guide the team to a pair of league championships, while earning the conference MVP and First Team All-State honors.

After being recruited by Johnson to play at Nevada, Guerinoni earned Western Athletic Conference All-

Academic honors and was one of the team's top three-point shooters. His Wolf Pack career was highlighted by making seven-of-nine three-pointers in an 86-85 thriller against Montana on November 25, 2000 - an effort that ranked as one of the top shooting performances in the country from outside the arc during that season.

Upon graduating from Nevada with a B.A. in Business Marketing in 2002, Guerinoni spent two years as an assistant at West Valley Community College under Danny Yoshikawa, while attending graduate school at San Jose State.

He then rejoined his former coach Johnson, at Stanford University. Here, he began his tenure as a member of Johnson's staff in the role of director of basketball operations and video coordinator for the 2004-05 season. In this position, Guerinoni's main responsibilities were to assist with scouting, video editing, the collection of opponent film, footage breakdown, equipment setup, camp operations, and the management and maintenance of both the video software as well as the recruiting database.

In 2005-06, Guerinoni was then promoted to assistant, while still performing his duties as the video coordinator for one more year. He has been a full time assistant ever since. In total, Guerinoni has been a part of college basketball for 13 years, five as a player, and eight as a coach.

Guerinoni is recently engaged to Samantha Shepard.



Lynn Nance

Assistant Coach • First Season at LSU

Lynn Nance, long-time successful head coach on both the Division I and II levels, has joined the Tiger coaching staff for the 2010-11 season.

LSU head coach Trent Johnson served under Nance as assistant coach when Nance was the head coach at the University of Washington.

Nance, who for the last several years has been a consultant and clinician at many high school and college events as well as in Australia for their National Basketball League teams and national sports academy, has previous coaching experience in the Southeastern Conference as an assistant under Joe B. Hall at Kentucky from 1974-76. In that time as recruiting coordinator, Nance helped recruit many of the players that would bring the Wildcats a runner-up NCAA finish in 1975, an NIT championship in 1976 and an NCAA title in 1978.

His first head coaching position was at Iowa State for four years before returning in 1980 to his home state of Missouri as the head coach of the University of Central Missouri Mules, a position he held for five years. In 1984, he led the Mules to the NCAA Division II National Championship with a 29-3 record. His efforts earned him the Division II Coach of the Year award from the National Association of Basketball Coaches. In his five years, his team won at least 20 games every year, including years with 22, 23, and 29, for a total of 114 wins.

Nance served the 1985-86 season as an assistant coach at Fresno State before returning to the head coaching chair for three years at St. Mary's College in Moraga, Calif. The school enjoyed its greatest season in 30 years in 1988-89, winning a school record 25 games en route to a West Coast Conference championship.

The Gaels' season ended in the school's first NCAA Tournament appearance since 1959. That team ranked second nationally in scoring defense (56.7 ppg), field goal defense (39.9%) and scoring margin (+19.6).

Nance won 61 games in those three years before taking the job in 1989-90 as the head coach at his alma mater, the University of Washington.

That is where the connection came with Coach Johnson as he joined Nance in his second Division I assistant's job for the 1989-90 season. In becoming the 16th head coach at Washington, Nance became the first Husky to make the full circle of player, assistant coach and head coach. Nance won 50 games in four seasons at Washington.

He later returned to the head coaching position in 1996 at Southwest Baptist University where he served for three seasons.

Nance has a 19-season-Division I and II head coaching mark of 302-224.

A native of Granby, Mo., Nance was a junior college All-American player at Southwest Baptist Junior College in 1963. He was inducted into the Southwest Baptist University Hall of Fame in 1983. Following his junior college career, he transferred to the University of Washington, where he was an All-Pac 8 selection and honorable mention All-American in 1965. He was chosen in the second round of the 1965 NBA draft by the St. Louis Hawks, but a knee injury ended a possible pro basketball career.

Nance entered the coaching ranks at Washington where he served as freshman coach for one year and two years as varsity assistant to Tex Winter. In 1970, he decided to leave the coaching profession and joined the FBI, serving three years as a special agent. He then served one year as an assistant director for the NCAA before returning to coaching.

The member of the Missouri Sports Hall of Fame, Nance is the author of the novel "Bridger: Deadly Peril" about an FBI agent in the post-9/11 world of terrorism."

Nance and his wife, Sally Ann, have a son, Kevin, who is an airline pilot.



Sally Ann and Lynn Nance.

The Nance File

Years at LSU:	First
Wife:	Sally Ann
Children:	Kevin
Hometown:	Granby, Mo.
College:	Washington, 1965

Head College Coaching Experience

1977-80	Iowa State University
1981-85	University of Central Missouri
(1984)	Div. II National Champs
1987-89	St. Mary's (Calif.) College
1990-93	University of Washington
1996-99	Southwest Baptist University



Brent Scott

Assistant Coach • Third Season at LSU

Brent Scott has shown as he enters his third year as assistant coach at LSU that he is well-versed in the college game as both a teacher and a recruiter.

He has traveled extensively with the other members of the coaching staff to help bring the recruits that will be a part of the 2010-11 Tiger basketball team.

His 14-year career as a professional basketball player that took Scott to many parts of the world makes him capable of teaching the game to players at the Division I level. He is also able to scout opponents for tendencies that can be used in the scouting report and implemented by the scout team in preparation for games.

The Lansing, Mich., native was originally recruited to Rice by then assistant coach Willis Wilson who would later give him his start in college coaching back at his alma mater when Wilson became the head coach. Scott was a perfect fit with the Rice program as he finished his collegiate career as the Owls' all-time leading scorer (1,906) and rebounder (1,049), totals that still rank second in both categories at the school.

He was a three-time second-team All-Southwest Conference (1991,1992, 1993) and he led the team in scoring his sophomore (16.9) and junior (15.8) seasons. During his second season, Scott averaged a career-high 17.3 points per game. He came to Rice after averaging 17 points and 10 boards for the Everett (HS) Vikings in 1989.

The relationship that LSU's coach Trent Johnson has with all his staff began with Scott at Rice where he was an assistant

during Scott's final year at the Houston school.

Also while at Rice, he was a member of the U.S. Junior National Team that won gold at the 1991 World Junior Championship in Edmonton, Canada and won gold at the Tournament of the Americas in Montevideo, Uruguay.

Scott's professional career included 16 professional teams and eight professional leagues in five countries over 14 years. He was the 82nd pick in the 1993 CBA draft by Rapid City, but ended up playing for Larissa (Greece) in 1994 and 1995. In the summer of 1995, he played for the Miami Tropics in the USBL where he averaged 22.8 points per game and 12 rebounds.

For the 1996 season, he played in Italy with Libertas Forli (16.5 ppg) and during the 1996 USBL season, averaged a league-high 29.8 points per game with a 13.0 rebound average for the Portland Mountain Cats.

He played in the NBA in 1997 with the Indiana Pacers as well as the Atlantic City Seagulls in the USBL. He also played in Europe in 1997 with Taugres Saski Baskonia Vitoria in Spain (14 ppg) and the next season played for the Reggio Calabria team in Italy (19.8 ppg). He returned to Spain for the 1999-2000 season with the famed Real Madrid team and averaged over 10 points as Real Madrid captured the Spanish National Championship.

After another season with Reggio Calabria (19.9 ppg), he played in 2002 for Pallalcesto Amatori Udine in Italy where he averaged 12.2 points and in 2003 he played



for PAOK Thessaloniki in Greece, where he averaged 15.3 points a contest. In 2004 and 2005, he returned to play in Spain and split time in 2006 between teams in Spain and Poland. In his final pro season, Scott played for AEK Athens (Greece) and averaged 10.4 points per game and 6.2 boards in 36 contests.

In all he played 13 years with First Division level European teams. He played in the 1994 Greek, 1997 Spanish and the 1998 and 2001 Italian All-Star Games. He was a first team USBL member in 1997.

He earned his B.A. degree from Rice in kinesiology in 2003. Brent and his wife, Brooke, have two daughters, Brekayla (12) and Berklee (8).



Brent Scott with daughters Brekayla (12), Berklee (8) and wife Brooke.

The Scott File

Year at LSU:	Third
Birthdate:	June 15, 1971
Age:	39
Hometown:	Lansing, Mich.
College:	Rice, 2003
Wife:	Brooke
Children:	Brekayla (12), Berklee (8)

College Coaching Experience

2007-08:	Assistant Coach Rice
July 2008 -	Assistant Coach LSU



Nick Robinson

Director of Basketball Operations • Second Season at LSU

Nick Robinson, who has been a major part of Coach Trent Johnson's basketball programs at both LSU and Stanford, enters his second season working for the Tiger program and his 10th year of college basketball experience.

In June 2010, Robinson moved into his current role as Director of Basketball Operations where his responsibilities will include on-campus recruiting, managing the recruiting database, student-athlete development, video technology, film exchange, team travel, equipment, student managers, camp director, and liaison to the academic and business offices.

During his first year as Executive Assistant to the Head Coach, Robinson's duties included fundraising for the team's popular Sixth Man Club, office management, capital development projects, co-camp director, and liaison to the academic, business, compliance, marketing, and CHAMPS/Shaquille O'Neal Life Skills offices.

Prior to joining Coach Johnson's staff at LSU, Robinson served as an assistant coach at William Jewell College for one season under the tutelage of head coach Larry Holley. That followed his first stint as an assistant coach with Johnson's Stanford program. At both locations, Robinson assisted in recruiting, opponent scouting, game preparation, player development and worked as a position coach for the forwards.

Robinson got his coaching start at the prep level, serving as a volunteer assistant

coach at Rio Rancho High School in New Mexico during the 2005-06 season for head coach Brian Smith. After serving in this capacity, Robinson joined Coach Johnson's staff at Stanford as the Director of Operations. He was promoted to assistant coach in June 2006.

As an assistant coach under Johnson at Stanford, Robinson contributed to the development of future NBA players Brook and Robin Lopez as the Cardinal advanced to the NCAA Tournament in 2007 and reached the Sweet 16 in 2008.

Robinson played his college basketball at Stanford, 2001-05, where he was instrumental in guiding the Cardinal to an impressive 92-34 record, four trips to the NCAA Tournament, a Pac-10 championship in 2003-04 and a No. 1 national ranking during the 2003-04 season. Known for his outstanding defensive play and leadership abilities, Robinson was named Best Defensive Player three times by his teammates and served as team captain during his junior and senior seasons.

During the 2003-04 season, Robinson's game-winning shot against Arizona was nominated for an ESPN ESPY's "Best Moment" when he helped steal the ball, took two dribbles across half court and fired home a successful 35-foot three-point shot as time expired.

After redshirting in 2000-01, Robinson went on to start 67 of the 110 games he played in for the Cardinal under Johnson (2004-05) and head coach Mike Montgomery

(2001-04). Three times in his career, Robinson was named the winner of the Howie Dallmar Coaches Award, presented to the Stanford student-athlete who displayed excellence on-and-off the court. He also was tabbed to the District VIII ESPN the Magazine University Division All-Academic First Team his senior year.

A native of Liberty, Mo., Robinson attended Liberty High where he was a three-year starter and earned first-team All-State honors. During his senior season, Liberty earned an undefeated season, 31-0, and a state championship.



Robinson, a three-time Pac-10 All-Academic selection, graduated from Stanford in 2005 with a master's degree in Sociology and a bachelor's degree in Political Science.

Nick and his wife, Meagan, have a daughter Annie (6) and two sons, Tate (2) and Toby (1).

The Robinson File

Year:	Second
Birth Date:	Nov. 2, 1979
Age:	31
Birthplace:	Salt Lake City, Utah
College:	Stanford, 2005 (BA, MA)
Wife:	Meagan
Children:	Annie Lee (6), Tate (2), Toby (1)

College Coaching Experience:

2006:	Basketball Operations Stanford
2006-08:	Assistant Coach Stanford
2008-09:	Assistant Coach William Jewell College
2009 -10:	Exec. Asst. to Head Coach LSU
2010 -	Director of Operations LSU



Nick and Meagan Robinson with daughter Annie (6), sons Tate (2) and Toby (1).



Brittany Carvalhido

Executive Assistant to the Head Coach • First Season (3rd at LSU)

Brittany Carvalhido joins the LSU men's basketball coaching staff as Executive Assistant to Head Coach Trent Johnson after serving on the LSU women's basketball staff as Director of Operations the previous two years.

Carvalhido brings five years of Division I basketball experience to the LSU men's basketball program in her new role.

Carvalhido completed her playing career at Oklahoma State University in 2005, where she was a two-year letter-winner on the OSU women's basketball team. She played in 49 career games and earned 12 starts during her two seasons at OSU. In her senior season at OSU in which her playing time was limited by a shoulder injury that required end-of-season

surgery, she served as team co-captain and played in 21 games with four starts, and she was an Academic All-Big 12 Conference selection.

As a junior at Oklahoma State, she started in eight games and played in 28 contests. Carvalhido finished second on the team in three-point field goals with 29 and averaged 20 minutes per game.

Before arriving at Oklahoma State, Carvalhido played two seasons at Hutchinson (Kansas) Community College and led her teams to a two-year record of 47-17. At HCC she was a two-time all-region selection and completed her career there as the school's career leader for three-point field goals with 203 and the eighth all-time leading scorer (779). She averaged 11 points, five assists, three rebounds and two steals per game as a sophomore at HCC. During her freshman season, Carvalhido averaged 14.5 points, four assists, three rebounds and two steals per game. Her 113 three-point field-goals led the nation, and she was an All-Jayhawk Conference first team performer.

Carvalhido started her coaching career at Tulsa immediately after graduating from Oklahoma State in 2005 where she served as the video coordinator on the women's basketball coaching staff from 2005-2007. From Tulsa, she moved on to Rice where she served as the director of basketball operations during the 2007-2008 season. Carvalhido was hired as the director of basketball operations on the LSU women's coaching staff in the spring of 2008 where she served in that position until joining the LSU men's basketball

coaching staff.

Carvalhido is a native of Osborne, Kansas, where she was a four-year all-state athlete in basketball, tennis and track. She has the distinction of being the all-time record holder in Kansas for wins in a season (43) and career wins (149) in singles tennis and is the only four-time undefeated state champion.

She received her bachelor's degree in education from Oklahoma State University in 2005 and an associate's degree in arts from Hutchinson Community College in 2003.

She is married to Joe Carvalhido, who is on the staff of the Tiger Athletic Foundation.



The Carvalhido File

Name:	Brittany Dietz Carvalhido
Birthdate:	March 21, 1983
Age:	27
Hometown:	Osborne, Kan.
College:	Oklahoma State, '05

College Experience

2005-07:	Video Coordinator Tulsa (Women)
2007-08:	Director of Operations Rice (Women)
2008-10:	Director of Operations LSU (Women)
2010 -	Executive Asst. to HC LSU (Men)

Support Staff



McKenzie Nelson
Student Secretary



Lakayla Witherspoon
Student Secretary



Zach Kendrick
Graduate Asst. Manager



Darren Bahnsen
Head Manager



Nathan Docter
Manager



Chris Kwan
Manager



Josh Priola
Manager



Matt Chappellie
Student Trainer



Juan Pablo Reggiardo

Basketball Strength and Conditioning Coordinator • Third Season

Juan Pablo Reggiardo is entering his third season as Head Strength and Conditioning Coach with the men's basketball program.

He was named to the position in July, 2008.

Prior to joining the Tigers, Coach Reggiardo worked in the same capacity at Stanford University in California where he worked with Head Coach Trent Johnson from 2004-2008. His primary responsibilities while with the Cardinal were directing all of the strength needs for the men's basketball and women's volleyball programs, as well as the men's and women's sailing teams.

Prior to arriving at Stanford, he served as Director of Athletics for the Riekes Center for Human Enhancement in Menlo Park, CA, a non-profit organization for adolescents. He worked at the Riekes Center from 1999-2004, serving as Director of Athletics from 2002-2004.

At LSU, Coach Reggiardo is responsible for the basketball team's physical training needs which include strength, power, and speed development as well as flexibility and mobility training. He takes a holistic approach to training every athlete, which includes not only enhancing each athlete's physical attributes, but also helping each develop the mental fortitude necessary for competing at this level.

He incorporates many training strategies from the use of competitive team and individual training drills to balance training, yoga, massage, and other relaxation techniques and recovery modalities. In addition, he also oversees each athlete's individual nutritional needs throughout the year.

Coach Reggiardo graduated from the University of Arizona with an emphasis in Exercise Physiology and Psychology. He is a Certified Strength and Conditioning Specialist through the National Strength and

Conditioning Association, a Performance Enhancement Specialist and a Corrective Exercise Specialist through the National Academy of Sports Medicine, a Titleist Performance Institute Certified Golf Fitness Instructor-Fitness Pro Level 1, a United States Weightlifting Federation Certified Club Coach, as well as a United States Track & Field Level 1 Coach.



Shawn Eddy

Head Basketball Trainer • Sixth Season • 15th year at LSU

Shawn Eddy enters his sixth year as the head athletic trainer for the LSU men's basketball program in which he provides comprehensive medical care for the player.

Prior to joining the basketball program, he served nine years as the head baseball athletic trainer at Alex Box Stadium for the LSU Baseball Tigers.

This is Eddy's 15th season at LSU, arriving in July of 1996 from Vanderbilt University, where he worked as a graduate assistant athletic trainer for two years. He was promoted to senior associate athletic trainer in 2005 and also oversees athletic training activities for the soccer and women's golf programs.

Besides his duties in the new training room at the LSU practice facility, he also is the supervisor for the daily athletic training activities in the Dr. Martin J. Broussard Center for Athletic Training, LSU's state-of-the-art training facility attached to Tiger Stadium that serves all sports.

Eddy earned a bachelor's degree in Exercise Physiology in 1994 from the West Virginia University School of Medicine. He also earned a Master's degree from Vanderbilt in health promotion and education. He is a member of the National Athletic Trainers Association and Collegiate Athletic Trainers Society.

The 39-year-old Eddy was born on Nov. 23, 1971.



TASMIN MITCHELL



The 2009-10 season proved to be one of a Tiger team struggling to find its way against tough competition, but for those returning in 2010-11, the season was a valuable learning experience under the tutelage of Coach Trent Johnson.

The year also saw the completion of a career that rivals one of the best ever in the long history of LSU basketball.

The team also had a premier moment early in the season winning two games to advance to its first preseason NIT in New York City.

Here are some of the highlight players and moments of the 2009-10 season.

TASMIN MITCHELL

Mitchell fell just short of becoming another 2,000 points scorer at LSU, but by finishing with 1,989 points, he trails only Pete Maravich and Durand “Rudy” Macklin in career scoring at LSU. He also ranked sixth in career rebounds with 950, 10th in assists with 291, eighth in steals with 190 and set a mark for minutes that may never be broken at 4,692.

Those minutes were evenly distributed over four years that saw LSU win two Southeastern Conference championships and go to the NCAA Final Four in 2006. He is just one of nine players in LSU history to have started on at least two SEC championship teams. Mitchell

was a starter on both the 2006 and 2009 teams. Only players on the 1953 and 1954 SEC title teams and in 1979 and 1981 join Mitchell and his former teammate Garrett Temple on that list.

Mitchell was a consensus All-District selection this past year and Second Team All-SEC selection, averaging a team best 16.8 points and 9.4 rebounds a game. He had the best game of the year in league play scoring 38 against Auburn and had his high rebound game of 18 against Southeastern and 17 against Tennessee.

Mitchell was picked up by the NBA’s Cleveland Cavaliers as a free agent selection for their 2010 training camp.

2009-2010 LSU LEADERS

SCORING AVERAGE

Tasmin Mitchell	16.8
Bo Spencer	14.5
Storm Warren	11.8
Dennis Harris	4.6
Zach Kinsley	3.4

3 PT FG MADE

Bo Spencer	61
Tasmin Mitchell	32
Zach Kinsley	17
Aaron Dotson	7
Chris Beattie	7

BLOCKS

Storm Warren	44
Tasmin Mitchell	16
Dennis Harris	14
Aaron Dotson	12
Garrett Green	10

3PT FG PERCENTAGE

Chris Beattie	.412
Zach Kinsley	.395
Tasmin Mitchell	.340
Dennis Harris	.315
Daron Populist	.315

REBOUND AVERAGE

Tasmin Mitchell	9.4
Storm Warren	7.2
Dennis Harris	3.1
Bo Spencer	2.5
Eddie Ludwig	2.5

FREE THROWS MADE

Bo Spencer	99
Tasmin Mitchell	97
Storm Warren	84
Eddie Ludwig	26
Aaron Dotson	23

STEALS

Tasmin Mitchell	41
Bo Spencer	33
Storm Warren	33
Chris Bass	24
Eddie Ludwig	14

FT PERCENTAGE

Eddie Ludwig	.867
Zach Kinsley	.850
Bo Spencer	.839
Tasmin Mitchell	.729
Storm Warren	.683

FIELD GOALS MADE

Tasmin Mitchell	196
Storm Warren	141
Bo Spencer	138
Dennis Harris	56
Zach Kinsley	36

ASSISTS

Chris Bass	97
Bo Spencer	80
Tasmin Mitchell	58
Aaron Dotson	29
Zach Kinsley	20

FG PERCENTAGE

Storm Warren	.536
Dennis Harris	.505
Tasmin Mitchell	.433
Zach Kinsley	.388
Garrett Green	.338

MINUTES

Tasmin Mitchell	1,157
Bo Spencer	1,086
Storm Warren	827
Chris Bass	744
Aaron Dotson	539

STORM WARREN

After coming off the bench during the 2009 championship season, Warren started every game in 2010 and averaged 11.8 points and 7.2 rebounds a game. His average improvement in scoring of over nine points a game was one of the tops in Division I this past season.

Warren had 20 games in double figures and eight double double games. He finished seventh in the league in rebound average.



Storm Warren

NIT IN BATON ROUGE

One of the most impressive set of games for the Tigers came on back-to-back nights when LSU played some determined basketball that would advance them to the NIT pre-season semifinals in New York City. It would be the first time the Tigers had advanced to an NIT semifinal in New York since the 1970 team advanced to the semifinals in the post-season event.

LSU defeated Indiana State, 56-45, as Warren had 14 points and 12 rebounds and Mitchell had 14 rebounds. The very next night, LSU had to come back and meet Western Kentucky and with a late second-half flourish, LSU was a 71-60 winner. Bo Spencer led LSU with 28 points, while Warren had 20 points and 12 rebounds to advance LSU to New York.

STREAK ALIVE

The Tigers kept alive a streak that now is over 21 years in length by winning six games over Louisiana schools in the 2009-10 season. That brings LSU's consecutive win streak over state schools in the PMAC since the start of the run on Dec. 8, 1988 to 80 games.

LSU'S 2009-10 SEASON HONORS

TASMIN MITCHELL

Consensus 2nd-team All-SEC
All-District USBWA
All-District NABC
All-Louisiana First Team

CHRIS BEATTIE

SEC Academic Honor Roll

ALEX FARRER

SEC Academic Honor Roll

Game 1 - LSU 82, ULM 62

11/13/09 7 p.m. at Maravich Center (Baton Rouge, LA)

ULM 0-1	FG-A	3FG-A	FT-A	REB	PF	TP	A	TO	BLK	S	MIN
TURNER, RUDY F	1-4	0-0	1-2	2	5	3	0	5	2	2	20
GILBERT, LAWRENCE F	2-9	2-6	2-3	4	3	8	1	1	0	0	23
THOMAS, MALCOLM F	5-10	0-1	1-2	3	1	11	1	2	0	3	32
HOOPER, TONY G	4-10	3-5	0-1	6	2	11	0	4	0	0	33
FORBES, DYNILE G	1-7	0-3	0-0	0	1	2	1	1	0	0	26
FUSELIER, WARREN	4-6	1-1	1-1	1	3	10	4	2	0	1	23
CARR, COLBY	1-2	0-0	0-0	1	0	2	0	1	0	0	3
SYKES, TOMMIE	2-7	0-0	3-4	6	2	7	0	2	0	2	19
HILL, JARVIS	0-1	0-0	0-0	0	0	0	0	1	0	0	4
RIBERIO, FABIO	0-0	0-0	0-0	0	0	0	0	0	0	0	3
BURT, RORY	4-4	0-0	0-0	3	1	8	0	0	0	0	14
TEAM	5										
TOTALS	24-60	6-16	8-33	33	18	62	7	19	2	8	200

TOTAL FG%	1ST HALF: 12-32 37.5%	2ND HALF: 12-28 42.9%	GAME: 40.0% DB
3-PT. FC%	1ST HALF: 2-9 22.2%	2ND HALF: 4-7 57.1%	GAME: 37.5%REBS
F THROW %	1ST HALF: 3-5 60.0%	2ND HALF: 5-8 62.5%	GAME: 61.5% 3

LSU 1-0	FG-A	3FG-A	FT-A	REB	PF	TP	A	TO	BLK	S	MIN
MITCHELL, TASMINE F	7-14	1-4	0-0	5	4	15	2	2	0	3	35
GREEN, GARRETT F	1-5	0-0	1-2	3	3	3	1	2	0	2	16
WARREN, STORM F	5-7	0-0	5-6	12	2	15	4	3	3	1	24
SPENCER, BO G	8-19	3-12	4-4	3	0	23	5	4	0	1	38
DOTSON, AARON G	2-5	1-3	1-2	3	1	6	0	1	0	1	18
BASS, CHRIS	3-5	0-1	1-2	4	0	7	5	2	0	4	31
LUDWIG, EDDIE	1-2	0-0	0-0	2	2	2	0	0	0	0	9
HARRIS, DENNIS	3-4	0-0	3-4	3	3	9	1	0	0	0	17
KINSLEY, ZACH	1-6	0-1	0-0	1	1	2	1	0	0	0	12
TEAM	6										
TOTALS	31-67	5-21	15-20	43	16	82	19	13	4	11	200

TOTAL FG%	1ST HALF: 14-32 43.8%	2ND HALF: 17-35 48.6%	GAME: 46.3% DB
3-PT. FC%	1ST HALF: 1-8 12.5%	2ND HALF: 4-13 30.8%	GAME: 23.8%REBS
F THROW %	1ST HALF: 11-14 78.6%	2ND HALF: 4-6 66.7%	GAME: 75.0% 3

OFFICIALS: TOM EADES, ANTHONY JORDAN, WILLI J WASHINGTON
 TECHNICAL FOULS: ULM-NONE, LSU-NONE.
 ATTENDANCE: 9,081

SCORE BY PERIODS	1ST	2ND	TOTAL
ULM	29	33	62
LSU	40	42	82

Game 2 - LSU 56, Indiana State 45

11/16/09 7 p.m. at Maravich Center (Baton Rouge, LA)

INDIANA STATE (1-1)	FG-A	3FG-A	FT-A	REB	PF	TP	A	TO	BLK	S	MIN
LEITNAKER, BRANT C	1-10	0-0	2-2	3	1	4	0	3	0	0	11
MARSHALL, HARRY C	3-10	1-3	0-0	4	3	7	1	0	0	1	37
PRINTY, JORDAN G	1-4	0-1	0-0	2	0	2	0	0	0	0	13
RICHARD, CARL G	0-8	0-1	0-0	5	1	0	0	1	0	0	27
KELLY, JAKE G	2-8	0-1	4-5	2	3	8	0	1	0	0	32
DOLOUONY, KOANG	2-4	0-1	0-0	1	2	4	0	1	0	1	18
REDU, RASHAD	1-5	1-4	3-4	2	1	6	0	2	0	1	21
CRAWFORD, JOSH	0-0	0-0	2-2	1	2	2	0	1	0	0	14
LATHAN, DWAYNE	3-3	1-1	5-6	3	3	12	0	3	0	0	26
MARTIN, ISIAH	0-0	0-0	0-0	0	0	0	0	0	0	0	1
TEAM	5										
TOTALS	13-43	3-12	16-19	28	16	45	1	12	0	3	200

TOTAL FG%	1ST HALF: 6-21 28.6%	2ND HALF: 7-22 31.8%	GAME: 30.2% DB
3-PT. FC%	1ST HALF: 1-4 25.0%	2ND HALF: 2-8 25.0%	GAME: 25.0%REBS
F THROW %	1ST HALF: 6-6 100.0%	2ND HALF: 10-13 76.9%	GAME: 84.2% 1

LSU 2-0	FG-A	3FG-A	FT-A	REB	PF	TP	A	TO	BLK	S	MIN
MITCHELL, TASMINE F	2-11	0-4	4-4	14	3	8	1	3	1	0	39
GREEN, GARRETT F	1-7	0-0	0-0	3	0	2	0	0	0	0	13
WARREN, STORM F	6-8	0-0	2-2	12	4	14	0	1	2	1	25
SPENCER, BO G	4-20	0-5	2-4	2	2	10	3	1	0	0	40
DOTSON, AARON G	1-2	0-1	0-0	2	3	2	1	2	0	0	17
BASS, CHRIS	0-2	0-1	2-2	3	1	2	2	0	0	0	23
LUDWIG, EDDIE	2-4	0-2	0-0	3	0	4	0	1	0	0	10
HARRIS, DENNIS	5-9	0-1	0-0	8	3	10	0	0	0	0	21
KINSLEY, ZACH	2-4	0-1	0-0	0	4	0	0	0	0	0	12
TEAM	3										
TOTALS	23-67	0-15	10-12	50	16	56	7	10	3	4	200

TOTAL FG%	1ST HALF: 10-35 28.5%	2ND HALF: 13-32 40.6%	GAME: 34.3% DB
3-PT. FC%	1ST HALF: 0-11 00.0%	2ND HALF: 0-4 0.0%	GAME: 0.0%REB
F THROW %	1ST HALF: 4-5 80.0%	2ND HALF: 6-7 85.7%	GAME: 83.3% 3

OFFICIALS: MIKE EADES, LES JONES, TIM COMER
 TECHNICAL FOULS: INDIANA STATE-NONE, LSU-NONE.
 ATTENDANCE: 8,113

SCORE BY PERIODS	1ST	2ND	TOTAL
INDIANA STATE	19	26	45
LSU	24	32	56

Game 3 - LSU 71, Western Kentucky 60

11/17/09 7 p.m. at Maravich Center (Baton Rouge, LA)

W. KENTUCKY (1-1)	FG-A	3FG-A	FT-A	REB	PF	TP	A	TO	BLK	S	MIN
KERUSCH, SERGIO F	9-15	0-7	2-2	6	2	25	0	0	0	0	2
PETTIGREW, S. F	1-6	0-2	0-0	3	2	2	1	1	0	0	32
EVANS, JEREMY F	2-7	0-0	2-2	4	1	6	0	1	0	0	11
SLAUGHTER, A.J. G	3-17	1-6	4-6	4	3	11	2	1	0	1	25

SALLY, ANTHONY G	0-1	0-0	0-0	2	5	0	1	3	0	0	24
DIXON, CLIFF	4-7	1-2	0-0	4	2	9	0	0	0	0	21
DICKERSON, CADEN	1-4	0-1	0-0	5	2	2	2	2	0	1	20
SWING, JORDAN	0-1	0-1	0-0	0	0	0	0	0	0	0	2
TIPPING, JAMESON	1-3	1-2	0-0	0	3	3	0	1	0	0	9
CROOK, JAMAL	0-1	0-0	0-0	0	0	0	0	0	0	0	2
MLOSEVIC, NEMANJA	1-1	0-0	0-0	2	3	2	0	2	0	1	16
TEAM	1										
TOTALS	22-63	8-22	8-10	31	23	60	6	11	0	7	200

TOTAL FG%	1ST HALF: 12-31 38.7%	2ND HALF: 10-32 31.3%	GAME: 34.9% DB
3-PT. FC%	1ST HALF: 4-9 44.4%	2ND HALF: 4-13 30.8%	GAME: 36.4%REBS
F THROW %	1ST HALF: 2-2 100.0%	2ND HALF: 6-8 75.0%	GAME: 80.0% 1

LSU 3-0	FG-A	3FG-A	FT-A	REB	PF	TP	A	TO	BLK	S	MIN
MITCHELL, TASMINE F	5-13	0-2	2-2	8	1	12	2	1	1	1	40
GREEN, GARRETT F	0-2	0-0	1-2	4	0	1	0	3	0	1	13
WARREN, STORM F	8-12	0-0	4-4	11	2	20	0	3	1	0	34
SPENCER, BO G	8-17	4-9	8-9	7	1	28	4	1	0	2	40
DOTSON, AARON G	0-2	0-2	0-0	3	4	0	2	1	1	0	22
BASS, CHRIS	0-1	0-1	1-3	1	0	1	0	0	0	0	16
LUDWIG, EDDIE	0-1	0-0	0-0	1	0	0	0	0	0	0	4
HARRIS, DENNIS	3-3	1-1	2-3	4	0	9	4	3	0	0	29
KINSLEY, ZACH	0-0	0-0	0-0	0	0	0	0	0	0	0	2
TEAM	2										
TOTALS	24-51	5-15	18-23	40	9	71	13	13	3	4	200

TOTAL FG%	1ST HALF: 12-26 46.2%	2ND HALF: 12-25 48.0%	GAME: 47.1% DB
3-PT. FC%	1ST HALF: 2-8 25.0%	2ND HALF: 3-7 42.9%	GAME: 33.3%REB
F THROW %	1ST HALF: 3-5 60.0%	2ND HALF: 15-18 83.3%	GAME: 78.3% 3

OFFICIALS: BERNARD CLINTON, ROGER AYERS, TONY GREEN
 TECHNICAL FOULS: W. KENTUCKY-NONE, LSU-NONE.
 ATTENDANCE: 8,220

SCORE BY PERIODS	1ST	2ND	TOTAL
WESTERN KENTUCKY	30	30	60
LSU	29	42	71

Game 4 -- UConn 81, LSU 55

11/25/09 7 p.m. at Madison Square Garden (New York City, NY)

LSU (3-1)	FG-A	3FG-A	FT-A	REB	PF	TP	A	TO	BLK	S	MIN
MITCHELL, TASMINE F	4-12	1-2	0-0	4	3	9	2	3	2	1	37
HARRIS, DENNIS F	2-5	0-0	0-0	2	4	4	2	0	0	0	15
WARREN, STORM F	6-8	0-0	3-7	6	5	15	0	1	2	0	22
SPENCER, BO G	2-15	0-5	1-2	1	0	5	2	4	0	3	26
DOTSON, AARON G	1-3	0-1	0-0	1	2	0	1	0	1	0	12
GREEN, GARRETT F	1-4	0-0	1-2	4	3	0	1	0	0	0	13
BASS, CHRIS	3-5	1-2	0-0	2	2	7	3	0	0	0	30
LUDWIG, EDDIE	2-5	0-0	2-2	6	1	6	0	2	0	2	21
KINSLEY, ZACH	2-5	0-0	0-0	1	4	0	0	0	0	0	14
TEAM	7										
TOTALS	23-62	2-10	7-13	34	21	55	9	12	4	7	200

TOTAL FG%	1ST HALF: 11
-----------	--------------

LSU 5-2	FG-A	3FG-A	FT-A	REB	PF	TP	A	TO	BLK	S	MIN
MITCHELL, TASMINE F	6-12	1-2	11-14	8	3	24	3	5	0	0	33
LUDWIG, EDDIE F	2-5	0-0	1-1	5	0	5	0	0	0	0	16
WARREN, STORM F	9-11	0-0	3-4	16	2	21	0	1	1	2	34
BASS, CHRIS G	2-3	0-0	0-0	7	1	4	5	4	1	3	36
DOTSON, AARON G	1-6	0-2	0-0	4	2	1	2	1	2	0	19
GREEN, GARRETT	2-3	0-0	1-4	4	5	0	2	0	0	1	10
SPENCER, BO G	3-11	2-7	0-1	2	5	8	2	2	0	0	33
BEATTIE, CHRIS	0-0	0-0	0-0	0	0	0	0	0	0	0	1
KINSLEY, ZACH	1-5	1-2	1-2	2	4	4	1	1	1	3	18
TEAM	3										
TOTALS	26-56	4-13	17-26	47	20	73	12	17	3	9	200

TOTAL FG%	1ST HALF: 11-26 42.3%	2ND HALF: 15-30 50.0%	GAME: 46.4% DB
3-PT. FG%	1ST HALF: 1-6 16.7%	2ND HALF: 3-7 42.9%	GAME: 30.8%REB
F THROW %	1ST HALF: 6-11 54.5%	2ND HALF: 11-15 73.3%	GAME: 65.4% 1

OFFICIALS: TOM EADES, RICK CRAWFORD, PATRICK EVANS
 TECHNICAL FOULS: NORTHWESTERN STATE -- BAKER; LSU -- SPENCER
 ATTENDANCE: 8,414

SCORE BY PERIODS	1ST	2ND	TOTAL
NORTHWESTERN STATE	35	27	62
LSU	29	44	73

Game 8 - LSU 77, Southeastern La. 60 12/14/09 7:05 p.m. at Maravich Center (Baton Rouge, LA)

SLU 6-2	FG-A	3FG-A	FT-A	REB	PF	TP	A	TO	BLK	S	MIN
MARKS, JASON F	2-2	0-0	0-0	5	2	4	0	1	0	0	22
SULLIVAN, PATRICK C	8-14	0-0	3-4	13	3	19	0	2	2	1	36
HUTCHIN, TRENT G	2-8	1-4	0-0	1	5	2	0	0	0	0	17
PATTERSON, D. G	0-1	0-1	2-2	1	3	2	1	0	2	0	15
DIXON, GARY G	2-4	1-3	2-2	1	2	7	1	3	0	1	24
JONES, RODNEY	1-2	0-1	0-0	1	1	2	1	1	0	3	15
FORTENBERRY, B.	3-8	2-5	0-2	2	0	8	0	0	0	1	28
JOHNSON, ROOSEVELT	0-1	0-0	1-4	1	1	1	0	1	0	1	3
TIBBS, ROBERT	2-5	1-2	0-0	1	5	0	0	0	0	0	9
BURCHES, STEPHEN	0-2	0-0	0-0	0	4	0	0	0	0	0	8
NDOMBA, DAVID	0-0	0-0	2-4	5	3	2	1	0	0	0	10
FOREST, DAMON	2-8	0-2	1-1	1	5	0	3	0	0	0	13
TEAM	1										
TOTALS	22-55	5-18	11-19	33	22	60	6	11	4	7	200

TOTAL FG%	1ST HALF: 12-27 44.4%	2ND HALF: 10-28 35.7%	GAME: 40.0% DB
3-PT. FG%	1ST HALF: 2-8 25.0%	2ND HALF: 3-10 30.0%	GAME: 27.8%REB
F THROW %	1ST HALF: 5-7 71.4%	2ND HALF: 6-12 50.0%	GAME: 57.9% 5

LSU 6-2	FG-A	3FG-A	FT-A	REB	PF	TP	A	TO	BLK	S	MIN
MITCHELL, TASMINE F	9-18	1-3	5-6	18	0	24	2	0	0	1	39
WARREN, STORM F	6-9	0-0	2-7	12	4	14	1	0	2	3	34
BASS, CHRIS G	2-5	2-3	0-0	1	1	6	4	2	0	0	33
SPENCER, BO G	6-13	3-5	6-8	3	1	21	5	5	0	2	39
DOTSON, AARON G	1-6	0-4	3-7	1	3	5	1	0	1	0	29
GREEN, GARRETT	0-0	0-0	0-0	1	2	0	0	1	0	0	5
POPULIST, DARON	0-0	0-0	0-0	0	0	0	0	0	0	0	1
LUDWIG, EDDIE	1-2	0-1	2-2	1	4	4	1	0	0	0	10
BEATTIE, CHRIS	0-1	0-1	0-0	1	0	0	0	0	0	0	1
KINSLEY, ZACH	1-1	1-1	0-0	1	3	3	0	0	0	0	8
JACOBSEN, TAYLOR	0-0	0-0	0-0	0	0	0	0	0	0	0	1
TEAM	1										
TOTALS	26-55	7-18	18-30	40	18	77	14	9	1	5	200

TOTAL FG%	1ST HALF: 12-30 40.0%	2ND HALF: 14-25 56.0%	GAME: 47.3% DB
3-PT. FG%	1ST HALF: 3-9 33.3%	2ND HALF: 4-9 44.4%	GAME: 38.9%REB
F THROW %	1ST HALF: 7-12 58.3%	2ND HALF: 11-18 61.1%	GAME: 60.0% 4

OFFICIALS: JOHN CAHILL, MIKE KILLS, PAT ADAMS
 TECHNICAL FOULS: SLU -- NONE; LSU -- NONE
 ATTENDANCE: 8,003

SCORE BY PERIODS	1ST	2ND	TOTAL
SLU	31	29	60
LSU	34	43	77

Game 9 -- LSU 63, Nicholls State 60 12/17/09 7:05 p.m. at Maravich Center (Baton Rouge, LA)

NICHOLLS 3-9	FG-A	3FG-A	FT-A	REB	PF	TP	A	TO	BLK	S	MIN
ILES, CHRIS G	6-12	4-7	0-0	3	2	16	3	1	0	1	39
FRIEND, DOMINIC G	2-5	1-4	0-0	7	4	5	0	1	0	0	29
HUNTER, FRED G	4-12	0-5	1-1	6	4	9	1	0	2	2	29
CARTER, KELLAN G	2-3	0-1	0-0	1	2	4	0	1	0	0	25
BOSE, ANATOLY G	9-18	3-6	3-5	5	2	24	3	2	4	0	40
FRANKLIN, JR, KENNY	1-4	0-2	0-0	2	2	1	0	1	0	1	11
MCCALLUM, CAMERON	0-1	0-0	0-0	0	2	0	0	0	0	1	22
AYERS, JUSTIN	0-2	0-2	0-0	0	0	0	0	0	0	1	5
TEAM	2										
TOTALS	24-57	8-27	4-6	24	16	60	8	9	2	10	200

TOTAL FG%	1ST HALF: 12-24 50.0%	2ND HALF: 12-33 36.4%	GAME: 42.1% DB
3-PT. FG%	1ST HALF: 5-14 35.7%	2ND HALF: 3-13 23.1%	GAME: 29.6%REB
F THROW %	1ST HALF 2-3 66.7%	2ND HALF: 2-3 66.7%	GAME: 66.7% 1

LSU 7-2	FG-A	3FG-A	FT-A	REB	PF	TP	A	TO	BLK	S	MIN
MITCHELL, TASMINE F	11-14	3-3	2-3	6	2	27	3	0	1	2	40
WARREN, STORM F	5-8	0-0	3-6	11	2	13	0	4	3	0	37
BASS, CHRIS G	1-3	0-1	0-0	1	1	2	5	2	1	0	33
SPENCER, BO G	4-9	2-6	2-2	2	0	12	4	8	1	0	38
DOTSON, AARON G	0-3	0-2	0-0	1	1	0	0	0	0	0	10
GREEN, GARRETT	1-1	0-0	0-0	3	0	2	0	2	0	0	7
LUDWIG, EDDIE	0-0	0-0	0-0	4	0	0	1	1	0	0	13
HARRIS, DENNIS	1-1	0-0	0-0	0	2	0	0	0	0	0	5

KINSLEY, ZACH	2-4	1-2	0-0	0	4	5	3	0	0	0	17
TEAM	3										
TOTALS	25-43	6-14	7-11	31	10	63	16	17	6	2	200

TOTAL FG%	1ST HALF: 11-22 50.0%	2ND HALF: 14-21 66.7%	GAME: 58.1% DB
3-PT. FG%	1ST HALF: 2-8 25.0%	2ND HALF: 4-6 66.7%	GAME: 42.9%REB
F THROW %	1ST HALF: 3-6 50.0%	2ND HALF: 4-5 80.0%	GAME: 63.6% 1

SCORE BY PERIODS	1ST	2ND	TOTAL
NICHOLLS	31	29	60
LSU	27	36	63

Game 10 -- LSU 65, Rice 61 12/19/09 1:07 p.m. at Maravich Center (Baton Rouge, LA)

RICE 5-5	FG-A	3FG-A	FT-A	REB	PF	TP	A	TO	BLK	S	MIN
BRAIMOH, SULEIMAN F	1-1	0-0	2-4	6	1	4	0	0	0	0	10
STANTON, TROY C	0-5	0-2	0-0	1	0	0	0	3	0	0	17
JACKSON, TAMIR G	9-15	1-2	0-1	3	4	19	2	0	1	3	30
FRIZZELLE, CONNOR G	0-3	0-0	2-2	2	1	2	1	3	0	1	31
GHORAM, L. G	6-10	3-3	2-2	8	1	17	0	2	0	1	40
SCHWARZE, NATE	0-0	0-0	0-0	1	1	0	0	0	0	0	4
HERNDON, EMERSON	1-3	0-0	0-2	1	3	2	0	1	1	0	8
BEASLEY, BRYAN	0-0	0-0	0-0	1	1	0	0	0	0	0	4
KAZEMI, ARSALAN	5-10	0-0	2-6	9	2	12	2	0	0	1	28
KUIPERS, LORC G	0-5	0-3	2-2	0	5	2	1	1	0	1	16
HOLLAND, A. J.	1-4	1-3	0-0	0	3	1	0	0	0	0	15
TEAM	4										
TOTALS	23-56	5-13	10-19	35	19	61	7	12	1	5	200

TOTAL FG%	1ST HALF: 11-24 45.8%	2ND HALF: 12-32 41.1%	GAME: 41.1% DB
3-PT. FG%	1ST HALF: 2-6 33.3%	2ND HALF: 3-7 42.9%	GAME: 38.5%REB
F THROW %	1ST HALF: 3-4 75.0%	2ND HALF: 7-15 46.7%	GAME: 52.6% 4.1

LSU 8-2	FG-A	3FG-A	FT-A	REB	PF	TP	A	TO	BLK	S	MIN
MITCHELL, TASMINE F	4-12	1-4	1-2	12	4	10	4	6	1	1	39
GREEN, GARRETT F	1-4	0-0	0-0	4	0	2	0	2	0	0	11
WARREN, STORM F	4-9	0-0	3-5	9	5	11	0	1	3	3	31
SPENCER, BO G	8-16	4-10	2-3	1	0	22	2	2	0	2	40
KINSLEY, ZACH G	0-1	0-1	0-0	0	0	0	0	1	0	0	8
BASS, CHRIS	0-1	0-1	1-2	0	2	1	4	1	0	0	23
DOTSON, AARON	4-7	1-4	1-2	1	1	10	3	0	0	0	32
LUDWIG, EDDIE	2-2	0-0	5-6	5	3	9	0	1	0	1	15
HARRIS, DENNIS	0-0	0-0	0-0	0	1	0	0	0	0	0	1
TEAM	3										
TOTALS	23-52	6-20	13-20	35	16	65	13	11	7	6	200

TOTAL FG%	1ST HALF: 13-26 50.0%	2ND HALF: 10-26 38.5%	GAME: 44.2% DB
3-PT. FG%	1ST HALF: 3-9 33		

Game 14 -- LSU 83, McNeese 60
1/4/10 7 p.m. at Maravich Center (Baton Rouge, LA)

MCNEESE 5-9	FG-A	3FG-A	FT-A	REB	PF	TP	A	TO	BLK	S	MIN
MORNING, WILL F	0-1	0-0	1-7	6	4	1	0	2	0	0	17
RICHARD, PATRICK F	2-4	1-1	4-7	4	3	9	1	1	0	1	28
RICHARD, DANIEL F	2-2	0-0	0-0	4	1	4	1	3	0	0	18
KAPLAN, DIEGO G	3-2	2-4	0-0	1	0	8	1	1	0	0	28
COLLINS, C. J. G	4-19	2-4	2-2	4	12	3	1	0	3	32	
MITCHELL, JEREMIE	0-1	0-0	0-0	0	1	0	0	0	0	1	3
CANNON, DONTAE	1-2	0-0	0-0	0	2	0	0	0	0	0	4
REGIS, BRANDON	1-1	0-0	1-1	0	0	3	0	0	0	0	5
YURTAS, ATAKAN	0-0	0-0	0-0	1	0	0	0	1	0	0	2
LITTLE, JAMARCUS	1-1	0-0	0-0	1	2	0	0	0	0	0	4
NEAL, ELBRYAN	3-4	0-1	1-4	3	7	1	4	0	0	14	
MARTIN, STEPHAN	1-8	1-6	0-0	2	1	3	2	2	0	1	20
DAVID, PRESTON	0-2	0-0	0-2	2	0	0	0	0	0	0	2
ALAWOYA, P. J.	4-10	0-0	1-5	7	2	9	0	0	1	1	23
TEAM	2										
TOTALS	22-57	6-16	10-28	37	16	60	9	15	1	7	200

TOTAL FG%	1ST HALF: 12-25 48.0%	2ND HALF: 10-32 31.3%	GAME: 38.6% DB
3-PT. FC%	1ST HALF: 4-9 44.4%	2ND HALF: 2-7 28.6%	GAME: 37.5%REBS
F THROW %	1ST HALF: 3-6 50.0%	2ND HALF: 7-22 31.8%	GAME: 35.7% 8

LSU 9-5	FG-A	3FG-A	FT-A	REB	PF	TP	A	TO	BLK	S	MIN
MITCHELL, TASMINE F	8-12	0-0	3-4	11	3	19	2	2	0	2	37
WARREN, STORM F	3-6	0-0	4-6	5	4	10	0	2	1	0	18
SPENCER, BO G	6-13	4-0	2-2	3	0	18	4	3	0	1	37
KINSLEY, ZACH G	3-6	2-5	0-0	2	0	8	3	0	1	0	26
DOTSON, AARON G	4-6	2-3	0-4	1	3	10	5	1	0	1	27
GREEN, GARRETT	3-3	1-1	0-0	1	4	7	0	0	1	1	9
BASS, CHRIS	1-2	0-1	0-0	5	3	2	6	3	0	1	23
POPULIST, DARON	0-0	0-0	0-0	0	0	0	0	0	0	0	2
LUDWIG, EDDIE	0-1	0-0	0-0	0	1	0	1	0	0	0	7
BEATTIE, CHRIS	0-0	0-0	2-2	1	0	2	1	0	0	0	2
HARRIS, DENNIS	3-3	1-1	0-0	4	7	0	1	1	0	0	11
JACOBS, TAYLOR	0-0	0-0	0-0	0	0	0	0	0	0	0	1
TEAM	3										
TOTALS	31-52	10-21	11-18	33	22	83	22	13	4	7	200

TOTAL FG%	1ST HALF: 12-26 46.2%	2ND HALF: 19-26 73.1%	GAME: 59.6% DB
3-PT. FC%	1ST HALF: 3-12 25.0%	2ND HALF: 7-9 77.8%	GAME: 47.6%REBS
F THROW %	1ST HALF: 6-10 60.0%	2ND HALF: 5-8 62.5%	GAME: 61.1% 3

OFFICIALS: TONY GREENE, TIM HIGGINS, ED CORBETT
TECHNICAL FOULS: MCNEESE -- NONE; LSU -- NONE
ATTENDANCE: 7,807

SCORE BY PERIODS	1ST	2ND	TOTAL
MCNEESE	31	29	60
LSU	33	50	83

Game 15 -- Alabama 66, LSU 49
1/9/10 4 p.m. at Maravich Center (Baton Rouge, LA)

ALABAMA 11-4, 1-0	FG-A	3FG-A	FT-A	REB	PF	TP	A	TO	BLK	S	MIN
GREEN, JAMYCHAL F	6-11	0-0	2-2	4	4	14	1	2	1	2	25
KNOX, JUSTIN F	3-8	0-0	3-4	7	2	9	0	4	0	0	30
BROCK, ANTHONY G	1-4	1-4	0-0	4	2	3	0	0	0	0	28
TORRANCE, MIKHAEL G	4-9	0-1	4-4	3	0	12	4	1	0	0	33
HILLMAN, SENARIO G	6-10	1-4	0-0	3	13	3	1	0	1	0	25
MITCHELL, TONY	3-7	0-2	0-0	5	2	6	0	0	0	0	15
EBLEN, BEN	0-1	0-0	0-0	2	0	0	0	0	0	0	11
DIXON, CHRIS	0-0	0-0	0-0	0	0	0	0	0	0	0	1
DAVIS, CHAVEZ	1-5	1-3	0-0	1	3	2	1	0	0	0	21
HINES, CHRIS	3-4	0-0	0-0	3	2	6	1	0	1	2	14
LUDWIG, JUSTIN	0-1	0-0	0-0	0	0	0	0	0	0	0	1
TEAM	5										
TOTALS	27-60	3-14	9-10	37	16	66	14	9	2	6	200

TOTAL FG%	1ST HALF: 14-30 46.7%	2ND HALF: 13-30 43.3%	GAME: 45.0% DB
3-PT. FC%	1ST HALF: 1-9 11.1%	2ND HALF: 2-5 40.0%	GAME: 21.4%REBS
F THROW %	1ST HALF: 4-4 100.0%	2ND HALF: 5-6 83.3%	GAME: 90.0% 0

LSU 9-6, 1-0	FG-A	3FG-A	FT-A	REB	PF	TP	A	TO	BLK	S	MIN
MITCHELL, TASMINE F	5-15	0-2	1-2	9	1	11	1	2	0	3	38
WARREN, STORM F	1-3	0-0	2-2	1	4	4	0	2	0	0	19
BASS, CHRIS G	1-4	1-3	0-0	1	3	4	0	0	0	1	35
SPENCER, BO G	4-11	3-7	2-2	3	0	13	1	4	0	0	37
DOTSON, AARON G	1-6	0-4	1-2	3	2	3	2	3	2	1	31
GREEN, GARRETT	0-1	0-0	1-4	2	0	1	0	2	0	0	7
LUDWIG, EDDIE	0-0	0-0	2-2	1	2	1	1	0	0	0	7
HARRIS, DENNIS	5-5	1-1	1-2	3	1	12	0	0	0	0	15
KINSLEY, ZACH	0-1	0-1	0-0	2	1	0	0	1	0	0	11
TEAM	2										
TOTALS	17-46	5-18	10-16	27	12	49	9	15	2	5	200

TOTAL FG%	1ST HALF: 8-24 33.3%	2ND HALF: 9-22 40.9%	GAME: 37.0% DB
3-PT. FC%	1ST HALF: 0-5 0.0%	2ND HALF: 5-13 38.5%	GAME: 27.8%REB
F THROW %	1ST HALF: 2-2 100.0%	2ND HALF: 8-14 7.1%	GAME: 62.5% 4, 1

OFFICIALS: DOUG SHOWS, MIKE NANCE, RON GROOVER
TECHNICAL FOULS: ALABAMA -- NONE; LSU -- NONE
ATTENDANCE: 9,666

SCORE BY PERIODS	1ST	2ND	TOTAL
ALABAMA	33	33	66
LSU	18	31	49

Game 16 -- S. Carolina 67, LSU 58
1/13/10 8 p.m. at Columbia, S.C. (Colonial Life Arena)

LSU (9-7, 0-2)	FG-A	3FG-A	FT-A	REB	PF	TP	A	TO	BLK	S	MIN
MITCHELL, TASMINE F	6-12	0-1	1-5	9	2	13	5	3	0	0	40-
HARRIS, DENNIS F	2-5	0-0	1-2	4	3	5	0	1	0	0	14
WARREN, STORM F	7-8	0-0	5-6	3	1	19	1	1	3	2	34
SPENCER, BO G	5-14	1-6	3-6	3	0	14	4	2	0	1	38
BASS, CHRIS G	1-1	0-0	1-1	5	3	2	5	0	0	0	34
GREEN, GARRETT	0-1	0-0	1-2	1	1	1	0	2	0	0	5
DOTSON, AARON	0-2	0-0	1-2	4	2	1	0	1	1	1	20
LUDWIG, EDDIE	0-1	0-0	2-2	1	1	2	1	0	1	1	7
KINSLEY, ZACH	0-0	0-0	0-0	1	0	0	0	0	0	0	8
TEAM	5										
TOTALS	21-44	1-7	15-26	32	15	58	13	15	5	5	200

TOTAL FG%	1ST HALF: 12-22 54.5%	2ND HALF: 9-22 40.9%	GAME: 47.7% DB
3-PT. FC%	1ST HALF: 0-3 0.0%	2ND HALF: 1-4 25.0%	GAME: 14.3%REBS
F THROW %	1ST HALF: 11-16 68.8%	2ND HALF: 4-10 40.0%	GAME: 57.7% 4, 1

SCAROLINA 11-5, 2-0	FG-A	3FG-A	FT-A	REB	PF	TP	A	TO	BLK	S	MIN
JACKSON, LAKEEM F	4-5	0-0	0-5	8	3	8	1	3	0	1	25
MULDROW, SAM F	3-8	1-2	0-0	3	5	7	0	2	1	23	
DOWNNEY, DEVAN G	10-22	6-12	3-6	7	2	29	2	4	0	3	37
RALEY-ROSS, B G	5-13	2-9	0-0	3	1	12	2	1	1	1	36
GALLOWAY, RAMON G	0-4	0-4	0-0	4	3	0	0	1	0	0	23
SPINELLA, STEPHEN	0-2	0-1	0-0	1	0	0	0	1	0	0	11
STEED, AUSTIN	0-2	0-0	0-0	3	3	0	0	1	0	0	13
BANILUIS, EVALDAS	2-5	2-4	0-0	5	2	6	1	1	0	1	19
JEFFERSON, JOHNORE	2-2	0-0	1-2	4	2	5	0	0	2	0	13
TEAM	1										
TOTALS	26-63	11-32	4-13	38	22	67	6	12	5	7	200

TOTAL FG%	1ST HALF: 9-30 30.0%	2ND HALF: 17-33 51.5%	GAME: 41.3% DB
3-PT. FC%	1ST HALF: 5-17 29.4%	2ND HALF: 6-15 40.0%	GAME: 34.4%REB
F THROW %	1ST HALF: 4-8 50.0%	2ND HALF: 0-5 0.0%	GAME: 30.8% 4, 1

OFFICIALS: ANTHONY JORDAN, JOE LINDSAY, DOUG SIMMONS
TECHNICAL FOULS: LSU -- NONE; SOUTH CAROLINA -- NONE.
ATTENDANCE: 12,103

SCORE BY PERIODS	1ST	2ND	TOTAL
LSU	35	23	58
SOUTH CAROLINA	27	40	67

Game 17 -- Florida 72, LSU 58
1/16/10 8 p.m. at Stephen C. O'Connell Center (Gainesville, Fla.)

LSU 9-8, 0-3	FG-A	3FG-A	FT-A	REB	PF	TP	A	TO	BLK	S	MIN
MITCHELL, TASMINE F	8-15	0-1	1-1	9	2	17	2	1	0	3	30
HARRIS, DENNIS F	1-3	0-2	1-2	6	0	3	1	1	2	3	20
WARREN, STORM F	4-6	0-0	0-0	3	4	8	0	0	1	0	14
SPENCER, BO G	2-9	0-1	2-2	2	0	6	2	3	0	0	30
BASS, CHRIS G	3-5	0-2	0-0	1	6	3	1	0	1	0	28
GREEN, GARRETT	2-9	0-1	0-2	4	3	4	3	2	1	1	22
DOTSON, AARON	1-2	0-0	0-0	3	2	2	3	0	0	0	20
LUDWIG, EDDIE	2-4	0-0	0-1	4	1	4	1	2	0	1	17
BEATTIE, CHRIS	1-2										

Game 20 -- Alabama 57, LSU 38 1/27/10 7 p.m. at Tuscaloosa, Ala. (Coleman Coliseum)

LSU 9-11, 0-6	FG-A	3FG-A	FT-A	REB	PF	TP	A	TO	BLK	S	MIN
MITCHELL, TASMINE F	2-8	0-3	4-7	10	1	8	1	2	1	1	34
HARRIS, DENNIS F	4-7	0-0	0-2	7	4	8	0	3	2	1	21
WARREN, STORM F	4-11	0-0	1-1	6	1	9	0	0	0	0	30
SPENCER, BO G	2-10	0-3	2-2	1	6	1	7	0	1	1	33
BASS, CHRIS G	0-2	0-1	0-0	2	1	0	1	2	0	1	33
GREEN, GARRETT	0-0	0-0	0-0	0	2	0	0	0	1	0	5
POPULIST, DARON	0-1	0-0	0-0	0	0	0	0	0	0	0	4
DOTSON, AARON	0-1	0-0	2-2	1	1	2	0	1	0	0	13
LUDWIG, EDDIE	1-5	0-1	0-0	1	1	2	1	0	0	1	16
BEATTIE, CHRIS	1-3	1-1	0-0	0	0	3	0	0	0	0	7
KINSLEY, ZACH	0-0	0-0	0-0	0	0	0	0	1	0	0	2
JACOBSEN, TAYLOR	0-0	0-0	0-0	1	0	0	0	0	0	0	2
TEAM	3										
TOTALS	14-48	1-9	9-14	32	12	38	4	16	4	5	200
TOTAL FG%	1ST HALF: 10-30 33.3%	2ND HALF: 4-18 22.2%	GAME: 29.2% DB								
3-PT. FG%	1ST HALF: 0-5 0.0%	2ND HALF: 1-4 25.0%	GAME: 11.1%REBS								
F THROW %	1ST HALF: 5-7 71.4%	2ND HALF: 4-7 57.1%	GAME: 64.3% 2								

ALABAMA 13-7, 3-3	FG-A	3FG-A	FT-A	REB	PF	TP	A	TO	BLK	S	MIN
MITCHELL, TONY F	4-5	2-2	0-1	10	4	10	1	2	1	3	28
GREEN, JAMYCHAL F	3-9	0-0	2-2	5	1	8	0	0	2	0	32
HINES, CHRIS F	1-2	0-0	1-2	4	4	3	1	4	0	2	21
BROCK, ANTHONY G	0-4	0-4	0-0	2	1	0	2	1	0	0	19
TORRANCE, MIKHAIL G	4-7	1-2	1-2	4	2	10	11	1	0	1	32
EBLEN, BEN	0-1	0-0	0-2	2	0	0	0	0	0	0	6
DIXON, CHRIS	0-1	0-0	0-0	0	0	0	0	0	0	0	2
CAGE, GREG	0-1	0-1	0-0	0	0	0	0	0	0	0	2
HILLMAN, SENARIO	2-5	1-1	0-0	0	1	5	2	3	1	4	23
DAVID, CHARVEZ	5-7	5-7	0-0	1	0	15	0	1	0	0	18
KNOX, JUSTIN	2-3	0-0	2-4	2	3	6	2	0	0	0	15
LUQUIRE, JUSTIN	0-0	0-0	0-0	1	0	0	0	0	0	0	2
TEAM	1										
TOTALS	21-45	9-17	6-13	32	16	57	19	12	4	10	200
TOTAL FG%	1ST HALF: 8-19 42.1%	2ND HALF: 13-26 50.0%	GAME: 46.7% DB								
3-PT. FG%	1ST HALF: 2-7 28.6%	2ND HALF: 7-10 70.0%	GAME: 52.9%REB								
F THROW %	1ST HALF: 5-11 45.5%	2ND HALF: 1-2 50.0%	GAME: 46.2% 4								

OFFICIALS: JOE LINDSAY, GARY MAXWELL, BERT SMITH
 TECHNICAL FOULS: LSU -- NONE; ALABAMA -- NONE.
 ATTENDANCE: 10,657

SCORE BY PERIODS	1ST	2ND	TOTAL
LSU	25	13	38
ALABAMA	23	34	57

Game 21 -- Miss. State 67, LSU 51 1/30/10 12:47 p.m. at Starkville, Miss. (Humphrey Coliseum)

LSU 9-12, 0-7	FG-A	3FG-A	FT-A	REB	PF	TP	A	TO	BLK	S	MIN
MITCHELL, TASMINE F	10-24	0-2	6-6	10	1	26	0	2	0	0	39
WARREN, STORM F	1-6	0-0	0-0	1	3	2	0	0	0	0	14
SPENCER, BO G	3-10	3-8	0-0	1	3	9	3	3	0	0	28
DOTSON, AARON G	0-3	0-1	1-2	2	1	1	0	0	0	0	11
BEATTIE G	2-2	1-1	0-0	1	0	5	0	1	0	0	20
GREEN, GARRETT	1-2	0-0	0-2	6	2	2	0	0	0	0	10
BASS, CHRIS	0-0	0-0	0-0	1	0	0	1	0	0	0	9
POPULIST, DARON	1-3	1-3	1-2	2	2	4	1	2	0	0	22
LUDWIG, EDDIE	0-1	0-0	2-2	6	3	2	2	0	0	0	24
HARRIS, DENNIS	0-0	0-0	0-0	1	1	0	0	1	0	0	7
KINSLEY, ZACH	0-2	0-0	0-0	1	3	0	0	1	0	1	16
TEAM	2										
TOTALS	18-53	5-15	10-14	34	19	51	7	12	0	1	200
TOTAL FG%	1ST HALF: 5-20 25.0%	2ND HALF: 13-33 39.4%	GAME: 34.0% DB								
3-PT. FG%	1ST HALF: 0-4 0.0%	2ND HALF: 5-11 45.5%	GAME: 33.3%REBS								
F THROW %	1ST HALF: 5-8 62.5%	2ND HALF: 5-6 83.3%	GAME: 71.4% 2								

MISS. ST. 16-5, 4-2	FG-A	3FG-A	FT-A	REB	PF	TP	A	TO	BLK	S	MIN
AUGUSTUS, KODI F	0-2	0-2	5-6	4	4	5	1	1	2	0	21
VARNADO, JARVIS F	4-8	0-0	3-7	10	3	11	1	3	4	1	34
JOHNSON, RAVERN G	6-11	1-4	2-3	2	3	15	0	1	0	0	24
BOST, DEE G	1-4	0-3	0-0	4	0	2	5	2	0	1	29
STEWART, BARRY G	3-7	2-4	4-5	1	1	12	0	0	0	2	33
OSBY, ROMERO	2-5	1-3	0-0	4	1	5	2	1	0	0	15
PARKER, CHARLES	0-0	0-0	0-0	0	0	0	0	0	0	0	1
BENCK, RILEY	1-4	1-4	0-0	1	3	2	0	0	0	0	16
LUCZAK, TAYLOR	0-0	0-0	0-0	0	0	0	0	0	0	0	1
PRICE, BAXTER	0-0	0-0	0-0	0	0	0	0	0	0	0	1
TURNER, PHIL	3-7	2-2	4-5	5	3	12	0	1	0	0	21
LEWIS, WENDELL	0-0	0-0	0-0	0	0	0	0	0	0	0	1
RIEK, JOHN	1-2	0-0	0-0	1	0	2	0	0	0	0	3
TEAM	5										
TOTALS	21-50	7-22	18-26	36	16	67	11	8	7	4	200
TOTAL FG%	1ST HALF: 8-24 33.3%	2ND HALF: 13-26 50.0%	GAME: 42.0% DB								
3-PT. FG%	1ST HALF: 3-13 23.1%	2ND HALF: 4-9 44.4%	GAME: 31.8%REB								
F THROW %	1ST HALF: 4-7 57.1%	2ND HALF: 14-19 73.7%	GAME: 69.2% 4								

OFFICIALS: TONY GREENE, PAT ADAMS, RON GROOVER
 TECHNICAL FOULS: LSU -- NONE; MISS. STATE -- NONE.
 ATTENDANCE: 7247

SCORE BY PERIODS	1ST	2ND	TOTAL
LSU	15	36	51
MISS. STATE	23	44	67

Game 22 -- Tennessee 59, LSU 54 2/4/10 8 p.m. at Maravich Center (Baton Rouge, LA)

TENN 17-4, 5-2	FG-A	3FG-A	FT-A	REB	PF	TP	A	TO	BLK	S	MIN
CHISM, WAYNE F	9-15	1-4	1-2	7	4	20	0	1	2	0	32
WOOLRIDGE, R G	1-6	0-4	1-4	5	1	3	0	1	2	0	16
MAZE, BOBBY G	1-5	1-2	2-2	2	1	5	1	2	0	1	29
PRINCE, J. P. G	3-6	0-1	2-3	6	4	8	4	2	0	0	28
HOPSON, SCOTTY G	2-10	1-3	3-3	4	2	8	0	2	1	1	23
MCBEE, SKYLAR	1-2	1-1	0-0	0	0	3	1	1	0	0	17
HALL, KENNY	1-3	0-0	0-0	2	4	2	0	3	0	0	12
COINS, MELVIN	2-4	1-2	0-0	8	0	5	2	0	0	0	21
PEARL, STEVEN	0-1	0-0	0-0	0	1	0	2	0	0	1	10
TATUM, CAMERON	2-3	0-1	1-2	2	0	5	0	0	0	1	12
TEAM	5										
TOTALS	22-55	5-18	10-16	41	17	59	10	12	5	4	200
TOTAL FG%	1ST HALF: 9-30 30.0%	2ND HALF: 13-25 52.0%	GAME: 40.0% DB								
3-PT. FG%	1ST HALF: 3-11 27.3%	2ND HALF: 2-7 28.6%	GAME: 27.8%REBS								
F THROW %	1ST HALF: 5-7 71.4%	2ND HALF: 5-9 55.6%	GAME: 62.5% 2								

LSU 9-13, 0-8	FG-A	3FG-A	FT-A	REB	PF	TP	A	TO	BLK	S	MIN
MITCHELL, TASMINE F	4-12	0-2	5-7	17	1	13	1	2	2	1	39
HARRIS, DENNIS F	0-1	0-0	0-0	2	0	0	0	0	0	0	7
WARREN, STORM F	2-8	0-0	1-2	3	3	5	1	0	1	1	25
DOTSON, AARON G	2-5	0-2	2-2	1	6	1	2	1	1	1	16
SPENCER, BO G	8-19	4-9	5-5	2	3	25	3	3	0	1	37
GREEN, GARRETT	0-2	0-1	0-1	2	3	0	0	1	0	0	12
POPULIST, DARON	1-3	1-3	0-0	2	3	2	1	0	0	0	21
LUDWIG, EDDIE	0-0	0-0	0-0	1	0	0	0	0	0	0	9
BEATTIE, CHRIS	0-6	0-5	0-0	1	0	0	2	0	0	1	19
KINSLEY, ZACH	1-3	0-1	0-0	0	2	2	0	0	0	0	11
TEAM	5										
TOTALS	18-59	5-23	13-17	39	16	54	10	8	5	5	200
TOTAL FG%	1ST HALF: 6-25 24.0%	2ND HALF: 12-34 35.3%	GAME: 30.5% DB								
3-PT. FG%	1ST HALF: 2-11 18.2%	2ND HALF: 3-12 25.0%	GAME: 21.7%REB								
F THROW %	1ST HALF: 2-4 50.0%	2ND HALF: 11-13 84.6%	GAME: 76.5% 2								

OFFICIALS: TOM EADES, RICK CRAWFORD, MIKE NANCE
 TECHNICAL FOULS: TENNESSEE -- NONE; LSU -- NONE
 ATTENDANCE: 9,052

SCORE BY PERIODS	1ST	2ND	TOTAL
TENNESSEE	26	33	59
LSU	16	38	54

Game 23 -- Kentucky 81, LSU 55 2/6/10 3 p.m. at Maravich Center (Baton Rouge, LA)

KENTUCKY 22-1, 7-1	FG-A	3FG-A	FT-A	REB	PF	TP	A	TO	BLK	S	MIN
COUSINS, DEMARCUS F	6-13	0-0	7-10	14	1	19	2	3	1	0	20
PATTERSON, P. F	6-13	1-4	3-4	5	2	16	0	2	2	0	31
DODSON, DARNELL G	3-6	1-3	1-1	2	3	8	0	1	2	0	12
WALL, JOHN G	2-9	0-3	2-2	4	3	6	7	2	0	0	30
BLEDSE, ERIC G	5-11	0-2	0-0	5	0	10	1	3	0	0	25
MILLER, DARIUS	0-1	0-1	0-0	2	0	0	3	0	1	2	17
HOOD, JON	1-3	1-1	0-0	0	0	3	0	0	0	0	3
HARRIS, RAMON	2-3	0-1	1-2	2	0	5	0	1	0	1	16
KREBS, MARK	0-0	0-0	0-0	0	0	0	0	0	0	0	3
STEVENS, PERRY	1-2	0-0	0-0	4	2	0	0	0	0	0	6
ORTON, DANIEL	2-2	0-0	1-2	5	3	5	0	2	2	0	15
LIGGINS, DEANDRE	2-2	2-2	1-2	8	1	7	1	2	0	1	18
HARRELLSON, JOSH	0-2	0-0	0-0	1	1	0	0	0	0	0	4
TEAM	1										
TOTALS	30-67	5-17	16-23	53	14	81	14	16	8	8	200
TOTAL FG%	1ST HALF: 16-31 51.6%	2ND HALF: 14-36 38.9%	GAME: 44.8% DB								
3-PT. FG%	1ST HALF: 1-3 33.3%	2ND HALF: 4-14 28.6%	GAME: 29.4%REBS								
F THROW %	1ST HALF: 9-14 64.3%	2ND HALF: 7-9 77.8%	GAME: 69.6% 4								

LSU 9-14, 0-9	FG-A	3FG-A	FT-A	REB	PF	TP	A	TO	BLK	S	MIN
MITCHELL, TASMINE F	4-15	2-7	0-0	4	3	10	0	1	1	1	38
WARREN, STORM F	3-7	0-0	1-2	3	3	7	0	2	1	2	18
BASS, CHRIS G	2-6	0-1	1-2	7	2	5	4	0	0	1	31
SPENCER, BO G	9-24	2-12	5-5	0	2	25	2	7	0	0	38
DOTSON, AARON G	0-4	0-1</									

Game 26 -- Miss. State 60, LSU 59
2/20/10 3 p.m. at Maravich Center (Baton Rouge, LA)

MISS. STATE 19-8, 7-5	FG-A	3FG-A	FT-A	REB	PF	TP	A	TO	BLK	S	MIN
OSBY, ROMERO F	1-4	0-1	0-0	5	0	2	1	1	0	0	14
AUGUSTUS, KODI F	2-5	0-1	2-2	5	3	6	1	2	1	0	22
VARNADO, JARVIS F	6-9	0-0	2-2	6	3	14	0	2	7	0	37
BOST, DEE G	3-7	2-4	0-0	6	1	8	9	4	0	2	36
STEWART, BARRY G	2-8	1-7	0-0	2	0	5	5	2	0	1	35
JOHNSON, RAVEN	5-11	4-10	2-2	2	2	16	0	2	0	0	26
BENOCK, RILEY	1-2	1-2	0-0	2	1	3	0	0	1	0	9
TURNER, PHIL	2-4	2-4	0-0	3	1	6	0	1	0	1	21

TEAM TOTALS	22-50	10-29	6-6	33	11	60	16	14	9	4	200
TOTAL FG%	1ST HALF: 8-22 36.4%		2ND HALF: 14-28 50.0%		GAME: 44.0%		DB				
3-PT. FC%	1ST HALF: 4-9 44.4%		2ND HALF: 6-16 37.5%		GAME: 34.5%		REBS				
F THROW %	1ST HALF: 8-12 66.7%		2ND HALF: 2-2 100.0%		GAME: 100.0%		0				

LSU 9-16, 0-12	FG-A	3FG-A	FT-A	REB	PF	TP	A	TO	BLK	S	MIN
MITCHELL, TASMINE F	9-20	4-5	3-5	9	1	25	4	1	2	0	40
GREEN, GARRETT F	0-0	0-0	0-0	1	2	0	0	0	0	0	9
WARREN, STORM F	6-16	0-0	2-2	8	4	14	1	1	0	1	31
BASS, CHRIS G	1-2	0-1	0-0	3	2	6	0	0	0	1	28
SPENCER, BO G	2-11	1-7	1-2	5	1	6	4	1	0	3	40
POPULIST, DARON	0-1	0-1	0-0	1	1	0	0	0	0	0	9
HARRIS, DENNIS	4-8	2-3	0-0	4	1	10	0	2	0	2	22
KINSLEY, ZACH	1-5	0-2	0-0	5	0	2	0	2	0	0	21

TEAM TOTALS	23-63	7-19	6-9	36	10	59	15	9	2	7	200
TOTAL FG%	1ST HALF: 8-24 33.3%		2ND HALF: 15-39 38.5%		GAME: 36.5%		DB				
3-PT. FC%	1ST HALF: 1-4 25.0%		2ND HALF: 6-15 40.0%		GAME: 36.8%		REB				
F THROW %	1ST HALF: 3-6 50.0%		2ND HALF: 3-3 100.0%		GAME: 66.7%		2				

OFFICIALS: RICK CRAWFORD, MIKE NANCE, LEE CASSELL
TECHNICAL FOULS: MISSISSIPPI STATE -- NONE; LSU -- NONE
ATTENDANCE: 9,434

SCORE BY PERIODS	1ST	2ND	TOTAL
MISS. STATE	24	36	60
LSU	20	39	59

Game 27 -- LSU 65, Arkansas 54
2/24/10 7 p.m. at Maravich Center (Baton Rouge, LA)

ARKANSAS 14-14, 7-6	FG-A	3FG-A	FT-A	REB	PF	TP	A	TO	BLK	S	MIN
JOHNSON, DELVON F	1-2	0-0	3-4	5	0	5	0	1	0	1	27
POWELL, MARSHAWN F	2-3	0-0	1-2	2	5	5	2	7	0	1	23
FORTSON, COURTNEY G	6-18	3-8	3-3	4	2	18	4	7	0	3	36
BRITT, MARCUS G	0-2	0-1	0-0	2	5	0	2	0	0	0	15
CLARKE, ROTNEI G	5-14	4-12	0-0	5	2	14	0	2	0	3	35
FARMER, JEMAL	0-4	0-1	0-0	1	2	0	0	1	0	2	17
BRYANT, GLENN	3-6	1-2	2-4	6	1	9	0	3	0	1	19
WELSH, STEFAN	1-4	1-4	0-0	6	2	3	2	1	0	1	24
COX, STEPHEN	0-0	0-0	0-0	0	0	0	0	0	0	0	4

TEAM TOTALS	18-53	9-28	9-13	35	19	54	10	21	1	11	200
TOTAL FG%	1ST HALF: 5-22 22.7%		2ND HALF: 13-31 41.9%		GAME: 34.0%		DB				
3-PT. FC%	1ST HALF: 3-15 20.0%		2ND HALF: 6-13 46.2%		GAME: 32.1%		REBS				
F THROW %	1ST HALF: 5-8 62.5%		2ND HALF: 4-5 80.0%		GAME: 69.2%		2				

LSU 10-17, 1-12	FG-A	3FG-A	FT-A	REB	PF	TP	A	TO	BLK	S	MIN
MITCHELL, TASMINE F	5-14	3-5	3-4	8	0	16	4	1	2	3	40
GREEN, GARRETT F	3-5	0-0	0-2	1	6	1	3	0	3	0	13
WARREN, STORM F	4-13	0-0	0-1	8	5	8	1	3	3	5	32
BASS, CHRIS G	0-2	0-1	0-0	3	1	0	4	3	0	3	18
SPENCER, BO G	2-7	1-4	5-6	4	1	10	3	2	1	3	39
POPULIST, DARON	2-5	2-4	2-2	1	0	8	1	0	0	0	23
LUDWIG, EDDIE	0-0	0-0	2-2	4	0	2	0	1	0	0	5
HARRIS, DENNIS	2-3	0-0	2-4	3	4	6	0	0	2	0	8
KINSLEY, ZACH	3-4	1-2	2-2	2	3	9	0	2	0	0	22

TEAM TOTALS	21-53	7-16	16-23	38	15	65	14	16	9	15	200
TOTAL FG%	1ST HALF: 12-27 44.4%		2ND HALF: 9-26 34.6%		GAME: 39.6%		DB				
3-PT. FC%	1ST HALF: 6-9 66.7%		2ND HALF: 1-7 14.3%		GAME: 43.8%		REB				
F THROW %	1ST HALF: 3-6 50.0%		2ND HALF: 13-17 76.5%		GAME: 69.6%		3				

OFFICIALS: MIKE STUART, ANTONIO PETTY, RON GROOVER
TECHNICAL FOULS: ARKANSAS -- NONE; LSU -- NONE
ATTENDANCE: 8,463

SCORE BY PERIODS	1ST	2ND	TOTAL
ARKANSAS	18	36	54
LSU	33	32	65

Game 28 -- Auburn 74, LSU 59
2/27/10 6 p.m. at Auburn, Ala. (Beard-Eaves Memorial Gym)

LSU 10-18, 1-13	FG-A	3FG-A	FT-A	REB	PF	TP	A	TO	BLK	S	MIN
MITCHELL, TASMINE F	2-8	0-2	2-3	7	5	6	0	1	0	0	21
GREEN, GARRETT F	0-2	0-0	1-2	1	0	1	0	1	1	0	9
WARREN, STORM F	7-10	0-0	0-0	6	4	14	0	2	1	1	30
SPENCER, BO G	8-14	3-7	4-4	6	2	23	3	4	0	1	38
BASS, CHRIS G	0-3	0-1	0-0	1	1	0	1	0	0	1	18
POPULIST, DARON	0-0	0-0	0-0	0	0	0	0	2	0	0	10
DOTSON, AARON	1-1	0-0	0-0	0	2	0	3	0	0	0	5
LUDWIG, EDDIE	0-2	0-1	0-0	2	0	0	1	0	2	0	14
BEATTIE, CHRIS	1-1	1-1	0-0	0	0	3	0	0	0	0	6

HARRIS, DENNIS	5-7	0-1	0-0	8	4	10	1	1	0	0	24
KINSLEY, ZACH	0-3	0-1	0-0	1	1	0	2	1	0	0	25
TEAM TOTALS	24-51	4-14	7-9	34	17	59	7	16	2	5	200
TOTAL FG%	1ST HALF: 12-30 40.0%		2ND HALF: 13-27 48.1%		GAME: 43.9%		DB				
3-PT. FC%	1ST HALF: 3-7 42.9%		2ND HALF: 2-9 22.2%		GAME: 31.3%		REBS				
F THROW %	1ST HALF: 2-2 100.0%		2ND HALF: 12-14 85.7%		GAME: 87.5%		5				

AUBURN 14-15, 5-9	FG-A	3FG-A	FT-A	REB	PF	TP	A	TO	BLK	S	MIN
HARGROVE, LUCAS F	2-5	0-1	4-6	1	3	8	6	3	0	1	29
LETT, JOHNNIE F	0-0	0-0	0-0	1	0	0	2	0	0	0	11
REED, DEWAYNE G	5-10	2-4	0-0	2	0	12	2	0	1	36	
WALLER, TAY G	8-13	6-10	4-5	2	0	26	1	1	1	35	
ROSS, EARNEST G	2-7	2-7	0-0	6	2	6	2	0	1	4	29
MALONE, ANDRE	1-3	1-2	0-0	4	1	3	0	0	0	0	11
ARMSTRONG, TY	0-0	0-0	0-0	1	0	0	0	0	0	0	4
WILLIAMS, LARRY	1-2	0-1	0-0	0	1	2	0	1	0	0	5
WALLACE, JOSH	0-0	0-0	1-2	1	0	1	0	0	0	0	4
NEYSMITH, TONY	0-0	0-0	0-0	0	0	0	2	0	0	0	3
GABRIEL, KENNY	2-3	2-3	0-0	2	6	0	0	1	0	1	8
KNOX, BRENDON	4-6	0-0	2-6	1	3	10	2	1	1	1	25

TEAM TOTALS	25-49	13-28	11-19	22	12	74	17	8	3	9	200
TOTAL FG%	1ST HALF: 12-24 50.0%		2ND HALF: 13-25 52.0%		GAME: 51.0%		DB				
3-PT. FC%	1ST HALF: 8-16 50.0%		2ND HALF: 5-12 41.7%		GAME: 46.4%		REB				
F THROW %	1ST HALF: 4-10 40.0%		2ND HALF: 7-9 77.8%		GAME: 57.9%		4.2				

OFFICIALS: GARY MAXWELL, ANTHONY JORDAN, J. B. CALDWELL
TECHNICAL FOULS: LSU -- NONE; AUBURN -- NONE
ATTENDANCE: 8927

SCORE BY PERIODS	1ST	2ND	TOTAL
LSU	19	40	59
AUBURN	36	38	74

Game 29 -- Ole Miss 72, LSU 59
3/4/10 8 p.m. at Oxford, Miss. (Tad Smith Coliseum)

LSU 10-19, 1-14	FG-A	3FG-A	FT-A	REB	PF	TP	A	TO	BLK	S	MIN
MITCHELL, TASMINE F	4-16	0-2	3-3	13	3	11	2	1	1	4	40
GREEN, GARRETT F	0-1	0-0	0-0	1	0	0	0	0	0	0	3
WARREN, STORM F	2-5	0-0	1-2	4	4	5	0	2	1	1	20
SPENCER, BO G	6-17	5-11	3-4	1	3	20	3	0	0	3	37
BASS, CHRIS G	1-1	0-0	0-0	1	3	2	2	1	0	0	12
POPULIST, DARON	0-0	0-0	0-0	0	1	0	0	0	0	0	3
DOTSON, AARON	2-4	-13	2-2	0	2	7	1	2	0	0	22
LUDWIG, EDDIE	3-5	0-0	3-3	6	1	9	2	2	0	0	20
HARRIS, DENNIS	1-4	0-0	0-0	3	2	2	0	0	1	0	19
KINSLEY, ZACH	1-4	1-2	0-0	1	2	3	2	1	1	0	24

TEAM TOTALS	20-57	7-18	12-14	33	21	59	12	9	4	8	200
TOTAL FG%	1ST HALF: 10-29 34.5%		2ND HALF: 10-28 35.7%		GAME: 35.1%		DB				
3-PT. FC%	1ST HALF: 4-8 50.0%		2ND HALF: 3-10 30.0%		GAME: 38.9%		REBS				
F THROW %	1ST HALF: 5-6 83.3%		2ND HALF: 7-8 87.5%		GAME: 85.7%		1				



Storm Warren



Tasmin Mitchell

2009-10 Overall Season Statistics

Record --11-20, Home 11-7, Away 0-9, Neutral 0-4

NO.	PLAYER	GP-GS	MIN-AVG	FG-FGA	FG%	3FG-FGA	3FG%	FT-FTA	FT%	/-----REBOUNDS-----/			PF-DQ	A	TO	BLK	ST	PTS-AVG	
										OFF	DEF	TOT-AVG							
01	MITCHELL, Tasmin	31-31	1157-37.3	196-453	.433	32-94	.340	97-133	.729	94	198	292-9.4	70-1	58	69	16	41	521-16.8	
11	SPENCER, Bo	30-28	1086-36.2	138-414	.333	61-215	.284	99-118	.839	12	62	74-2.5	42-1	80	100	5	33	436-14.5	
24	WARREN, Storm	31-31	827-26.7	141-263	.536	0-0	.000	84-123	.683	101	122	223-7.2	104-5	13	46	44	33	366-11.8	
15	HARRIS, Dennis	29-9	415-14.3	56-111	.505	5-16	.313	17-32	.531	28	63	91-3.1	64-1	14	19	14	8	134-4.6	
20	KINSLEY, Zach	31-6	496-16.0	36-102	.353	17-43	.395	17-20	.850	17	24	41-1.3	44-0	20	22	7	10	106-3.4	
12	DOTSON, Aaron	29-17	539-18.6	32-109	.294	7-46	.152	23-43	.535	9	39	48-1.7	61-3	29	33	12	12	94-3.2	
13	LUDWIG, Eddie	30-1	383-12.8	22-64	.344	0-8	.000	26-30	.867	30	44	74-2.5	47-0	19	19	3	14	70-2.3	
04	BASS, Chris	31-19	744-24.0	28-84	.333	6-33	.182	8-19	.421	12	61	73-2.4	51-3	97	38	5	24	70-2.3	
03	GREEN, Garrett	30-11	320-10.7	27-80	.338	1-4	.250	8-27	.296	32	42	74-2.5	51-1	9	30	10	12	63-2.1	
14	BEATTIE, Chris	13-1	93-7.2	8-24	.333	7-17	.412	2-3	.667	2	5	7-0.5	2-0	4	3	0	1	25-1.9	
10	POPULIST, Daron	16-0	156-9.8	6-21	.286	5-16	.313	3-4	.750	1	7	8-0.5	7-0	9	9	0	1	20-1.3	
22	JACOBSEN, Taylor	4-0	5-1.3	0-1	.000	0-0	.000	0-0	.000	1	2	3-0.8	1-0	0	0	0	1	0-0.0	
30	FARRER, Alex	1-1	4-4.0	0-0	.000	0-0	.000	0-0	.000	0	0	0-0.0	0-0	0	0	0	0	0-0.0	
Team										55	49	104	3					9	
TOTAL		31	6225	690-1726	.400	141-492	.287	384-552	.696	394	718	1112-35.9	547-15	352	397	116	190	1905-61.5	
OPPONENTS		31	6225	722-1675	.431	204-589	.346	411-618	.665	359	723	1082-34.9	534-11	326	384	123	216	2059-66.4	

Score by Periods	1st	2nd	OT	Totals
LSU	860	1037	8	1905
Opponents	960	1089	10	2059

2009-10 SEC Statistics

Record -- 2-14, Home 2-6, Away 0-8

NO.	PLAYER	GP-GS	MIN-AVG	FG-FGA	FG%	3FG-FGA	3FG%	FT-FTA	FT%	/-----REBOUNDS-----/			PF-DQ	A	TO	BLK	ST	PTS-AVG	
										OFF	DEF	TOT-AVG							
01	MITCHELL, Tasmin	16-16	582-36.4	98-242	.405	16-52	.308	53-75	.707	54	97	151-9.4	32-1	27	27	9	20	265-16.6	
11	SPENCER, Bo	16-16	571-35.7	71-213	.333	34-116	.293	47-56	.839	6	30	36-2.3	20-0	38	50	3	16	223-13.9	
24	WARREN, Storm	16-16	398-24.9	60-128	.469	0-0	.000	30-38	.789	40	39	79-4.9	53-2	5	20	19	19	150-9.4	
15	HARRIS, Dennis	16-7	243-15.2	35-68	.515	3-10	.300	10-19	.526	18	38	56-3.5	38	1	5	13	9	83-5.2	
20	KINSLEY, Zach	16-2	260-16.3	16-47	.340	7-22	.318	4-4	1.000	10	15	25-1.6	24-0	11	17	4	1	43-2.7	
14	BEATTIE, Chris	8-1	83-10.4	7-20	.350	6-14	.429	0-1	.000	2	2	4-0.5	2-0	3	3	0	1	20-2.5	
12	DOTSON, Aaron	14-4	201-14.4	10-37	.270	1-12	.083	10-14	.714	5	19	24-1.7	20-0	10	19	5	7	31-2.2	
04	BASS, Chris	16-12	348-21.8	13-43	.302	2-16	.125	2-3	.667	4	25	29-1.8	27-2	41	18	0	12	30-1.9	
13	LUDWIG, Eddie	15-0	193-12.9	8-31	.258	0-4	.000	12-13	.925	12	24	36-2.4	23-0	14	11	1	10	28-1.9	
10	POPULIST, Daron	11-0	141-12.8	6-20	.300	5-16	.313	3-4	.750	1	7	8-0.7	7-0	7	8	0	1	20-1.8	
03	GREEN, Garrett	15-5	174-11.6	11-36	.306	0-2	.000	4-17	.235	14	27	41-2.7	26-1	8	18	4	5	26-1.7	
22	JACOBSEN, Taylor	1-0	2-2.0	0-0	.000	0-0	.000	0-0	.000	0	1	1-1.0	0-0	0	0	0	0	0-0.0	
30	FARRER, Alex	1-1	4-4.0	0-0	.000	0-0	.000	0-0	.000	0	0	0-0.0	0-0	0	0	0	0	0-0.0	
Team										21	25	48	1					3	
TOTAL		16	3200	335-885	.379	74-264	.280	175-244	.717	187	349	536-33.5	273-7	169	207	54	100	919-57.4	
OPPONENTS		16	3200	384-852	.451	122-337	.362	208-322	.646	185	389	574-35.9	251-4	199	196	77	111	1098-68.6	

Score by Periods	1st	2nd	OT	Totals
LSU	403	516		919
Opponents	496	602		1098



Garrett Green



Chris Bass

DATE	OPPONENT	SCORE	ATTEND	LOC	HIGH SCORER	HIGH REBOUNDER
11/13/09	LOUISIANA-MONROE	W, 82-62	9081	H	Bo Spencer 23	Storm Warren 12
11/16/09	#INDIANA STATE	W, 56-45	8113	H	Storm Warren 14	Tasmin Mitchell 14
11/17/09	#WESTERN KENTUCKY	W, 71-60	8220	H	Bo Spencer 28	Storm Warren 11
11/25/09	#vs. Connecticut	L, 55-81	8755	N (NYC)	Storm Warren 15	Ludwig, Warren 6
11/27/09	#vs. Arizona State	L, 52-71	13179	N (NYC)	Tasmin Mitchell 17	Storm Warren 7
12/01/09	LOUISIANA LAFAYETTE	W, 66-58	8107	H	Tasmin Mitchell 26	Storm Warren 16
12/12/09	NORTHWESTERN STATE	W, 73-62	8414	H	Tasmin Mitchell 24	Storm Warren 16
12/14/09	SOUTHEASTERN LOUISIANA	W, 77-60	8003	H	Tasmin Mitchell 24	Tasmin Mitchell 18
12/17/09	NICHOLLS STATE	W, 63-60	7957	H	Tasmin Mitchell 27	Storm Warren 11
12/19/09	RICE	W, 65-61	8629	H	Bo Spencer 22	Tasmin Mitchell 12
12/22/09	vs. Washington State	L, 70-72 (ot)	15341	A (Seattle)	Bo Spencer 23	Tasmin Mitchell 14
12/29/09	At Xavier	L, 65-89	10250	A	Bo Spencer 20	Tasmin Mitchell 8
1/2/10	UTAH	L, 59-61	8631	H	Storm Warren 21	Tasmin Mitchell 12
1/4/10	MCNEESE STATE	W, 83-60	7807	H	Tasmin Mitchell 19	Tasmin Mitchell 11
1/9/10	*ALABAMA	L, 49-66	9666	H	Bo Spencer 13	Tasmin Mitchell 9
1/13/10	*at South Carolina	L, 58-67	12103	A	Storm Warren 19	Tasmin Mitchell 9
1/16/10	*at Florida	L, 58-72	11267	A	Tasmin Mitchell 17	Tasmin Mitchell 9
1/20/10	*AUBURN	L, 80-84	9445	H	Tasmin Mitchell 38	Storm Warren 11
1/23/10	*OLE MISS	L, 63-73	9403	H	Bo Spencer 22	Tasmin Mitchell 11
1/27/10	*at Alabama	L, 38-57	10657	A	Storm Warren 9	Tasmin Mitchell 10
1/30/10	*at Mississippi State	L, 51-67	7247	A	Tasmin Mitchell 26	Tasmin Mitchell 10
2/4/10	*TENNESSEE	L, 54-59	9052	H	Bo Spencer 25	Tasmin Mitchell 17
2/6/10	*KENTUCKY	L, 55-81	13083	H	Bo Spencer 25	Chris Bass 7
2/10/10	*at Arkansas	L, 52-87	12777	A	Tasmin Mitchell 15	Tasmin Mitchell 13
2/13/10	*at Vanderbilt	L, 69-77	14316	A	Tasmin Mitchell 20	Mitchell, Green 6
2/20/10	*MISSISSIPPI STATE	L, 59-60	9434	H	Tasmin Mitchell 25	Tasmin Mitchell 9
2/24/10	*ARKANSAS	W, 65-54	8463	H	Tasmin Mitchell 16	Warren, Mitchell 8
2/27/10	*at Auburn	L, 59-74	8927	A	Bo Spencer 23	Dennis Harris 8
3/4/10	*at Ole Miss	L, 59-72	6430	A	Bo Spencer 20	Tasmin Mitchell 13
3/6/10	*GEORGIA	W, 50-48	9328	H	Tasmin Mitchell 20	Storm Warren 9
3/11/10	%vs. Tennessee	L, 49-59	15152	N	Storm Warren 18	Tasmin Mitchell 8

*Conference Games

% SEC Tournament - Nashville, Tenn.

Pre-Season NIT - Baton Rouge; New York City

Individual Superlatives

POINTS

38 -- Tasmin Mitchell vs. Auburn (1/20/10)
28 -- Bo Spencer vs. Western Kentucky (11/17/09)
27 -- Tasmin Mitchell vs. Nicholls State (12/17/09)
26 -- Tasmin Mitchell at Mississippi State (1/30/10)
26 -- Tasmin Mitchell vs. Louisiana-Lafayette (12/1/09)

FIELD GOALS MADE

15 -- Tasmin Mitchell vs. Auburn (1/20/10)
11 -- Tasmin Mitchell vs Nicholls State (12/17/09)
10 -- Tasmin Mitchell at Mississippi State (2/20/10)
9 -- six times (by Storm Warren-2, Tasmin Mitchell-3, Bo Spencer-1)

FIELD GOAL ATTEMPTS

24 -- Bo Spencer vs. Kentucky (2/6/10)
24 -- Tasmin Mitchell at Mississippi State (1/30/10)
22 -- Tasmin Mitchell vs. Auburn (1/20/10)
21 -- Tasmin Mitchell vs Georgia (3/6/10)
20 -- three times (by Tasmin Mitchell 1, Bo Spencer-2)

FIELD GOAL PERCENTAGE (MIN. 7 MADE)

.875 (7-8) -- Storm Warren at South Carolina (1/13/10)
.818 (9-11) -- Storm Warren vs. Northwestern State (12/12/09)
.786 (11-14) -- Tasmin Mitchell vs. Nicholls State (12/17/09)
.700 (7-10) -- Storm Warren at Auburn (2/27/10)
.692 (9-13) -- Storm Warren vs. Tennessee (3/11/10)

3 POINT FIELD GOALS MADE

5 -- Bo Spencer at Ole Miss (3/4/10)
4 -- 8 times (by Bo Spencer-6, Tasmin Mitchell-2)

3 POINT FIELD GOAL ATTEMPTS

13 -- Bo Spencer vs. Ole Miss (1/23/10)
12 -- Bo Spencer vs. Kentucky (2/6/10)
12 -- Bo Spencer, vs. ULM (11/13/09)
11 -- 3 times (Bo Spencer-3)

3 POINT FIELD GOAL PERCENTAGE (MIN. 4 MADE)

.800 (4-5) -- Tasmin Mitchell vs. Mississippi State (2/20/10)
.571 (4-7) -- Tasmin Mitchell vs. Auburn (1/20/10)
.455 (5-11) -- Bo Spencer at Ole Miss (3/4/10)
.444 (4-9) -- Bo Spencer vs. Tennessee (2/4/10)
.444 (4-9) -- Bo Spencer vs. Western Kentucky (11/17/09)

FREE THROWS MADE

11 -- Tasmin Mitchell vs. Northwestern State (12/12/09)
9 -- Storm Warren vs. Auburn (1/20/10)
9 -- Storm Warren vs. Utah (1/2/10)
9 -- Bo Spencer vs. Western Kentucky (11/17/09)
8 -- 3 times (Tasmin Mitchell-1, Storm Warren-1, Bo Spencer-1)

FREE THROWS ATTEMPTED

14 -- Tasmin Mitchell vs. Northwestern State (12/12/09)
13 -- Storm Warren vs. Louisiana Lafayette (12/1/09)
12 -- Tasmin Mitchell vs. Ole Miss (1/23/10)
11 -- Storm Warren vs. Auburn (1/20/10)
11 -- Storm Warren vs. Utah (1/2/10)

FREE THROW PERCENTAGE (MIN. 7 MADE)

1.000 (7-7) -- Bo Spencer at Xavier (12/29/09)
.900 (9-10) -- Bo Spencer vs. Washington State (12/22/09)
.889 (8-9) -- Bo Spencer vs. Western Kentucky (11/17/09)
.818 (9-11) -- Storm Warren vs. Auburn (1/20/10)
.818 (9-11) -- Storm Warren vs. Utah (1/2/10)

REBOUNDS

18 -- Tasmin Mitchell vs. Southeastern Louisiana (12/14/09)
17 -- Tasmin Mitchell vs. Tennessee (2/4/10)
16 -- Storm Warren vs. Northwestern State (12/12/09)
16 -- Storm Warren vs. Louisiana Lafayette (12-1-09)
14 -- twice (Tasmin Mitchell-2)

Team Superlatives

POINTS

High: 83 - MCNEESE (1/4/10)
82 - ULM (11/13/09)
80 - AUBURN (1/20/10)
77 - SOUTHEASTERN LOUISIANA (12/14/09)
73 - NORTHWESTERN STATE (12/12/09)
Low: 38 - at Alabama (1/27/10)
49 - ALABAMA (1/9/10)
49 - vs. Tennessee (3/11/10)
50 - GEORGIA (3/6/10)
51 - at Mississippi State (1/30/10)

FIELD GOALS MADE

High: 31 - MCNEESE (1/4/10)
31 - ULM (11/13/09)
28 - AUBURN (1/20/10)
Low: 14 - at Alabama (1/27/10)
17 - vs. Arizona State (11/27/09)
17 - ALABAMA (1/9/10)

FIELD GOAL ATTEMPTS

High: 67 - INDIANA STATE (11/16/09)
67 - ULM (11/13/09)
66 - KENTUCKY (2/6/10)
Low: 43 - NICHOLLS STATE (12/17/09)
44 - at South Carolina (1/13/10)
45 - vs. Arizona State (11/27/09)

FIELD GOAL PERCENTAGE

High: .596 (31-52) MCNEESE (1/4/10)
.581 (25-43) NICHOLLS STATE (12/17/09)
.477 (21-44) at South Carolina (1/13/10)
Low: .292 (14-48) at Alabama (1/27/10)
.305 (18-59) TENNESSEE (2/4/10)
.310 (18-58) GEORGIA (3/6/10)

3 PT FIELD GOALS MADE

High: 10 - MCNEESE (1/4/10)
7 - at Ole Miss (3/4/10)
7 - ARKANSAS (2/24/10)
7 - MISSISSIPPI STATE (2/20/10)
7 - SOUTHEASTERN LOUISIANA (12/14/09)
Low: 0 - INDIANA STATE (11/16/09)
2 - twice

3PT FIELD GOAL ATTEMPTS

High: 23 - TENNESSEE (2/4/10)
23 - vs. Washington State (12/22/09)
22 - twice
Low: 6 - UTAH (1/2/10)
7 - at South Carolina (1/13/10)
9 - at Alabama (1/27/10)

3PT FIELD GOAL PERCENTAGE

High: .500 (5-10) - vs. Arizona State (11/27/09)
.476 (10-21) - MCNEESE (1/4/10)
.438 (7-16) - ARKANSAS (2/24/10)
Low: .000 (0-15) - INDIANA STATE (11/16/09)
.071 (1-15) - at Xavier (12/29/09)
.111 (1-9) - at Alabama (1/27/10)

FREE THROWS MADE

High: 20 - at Xavier (12/29/09)
19 - AUBURN (1/20/10)
19 - LOUISIANA LAFAYETTE (12/1/09)
Low: 4 - at Florida (1/16/10)
4 - at Arkansas (2/10/10)
6 - MISSISSIPPI STATE (2/20/10)

FREE THROW ATTEMPTS

High: 30 - SOUTHEASTERN LOUISIANA (12/4/09)
28 - LOUISIANA LAFAYETTE (12/1/09)
27 - vs. Washington State (12/22/09)
Low: 8 - at Florida (1/16/10)
8 - at Arkansas (2/10/10)
9 - twice

FREE THROW PERCENTAGE

High: .900 (9-10) - GEORGIA (3/6/10)
.875 (14-16) - at Vanderbilt (2/13/10)
.857 (12-14) - at ULM (3/4/10)
Low: .500 (4-8) - at Florida (1/16/10)
.500 (4-8) - at Arkansas (2/10/10)
.500 (6-12) - vs. Tennessee (3/11/10)

ASSISTS

6 -- Chris Bass vs. Mississippi State (2/20/10)
6 -- Chris Bass vs. McNeese (1/4/10)
6 -- Chris Bass vs. Arizona State (11/27/09)
5 -- 10 times (Chris Bass-5, Eddie Ludwig-1, Tasmin Mitchell-1, Aaron Dotson-1, Bo Spencer-2)

STEALS

5 -- Storm Warren vs. Arkansas (2/24/10)
4 -- Eddie Ludwig vs. Georgia (3/6/10)
4 -- Tasmin Mitchell at Ole Miss (3/4/10)
4 -- Chris Bass vs. ULM (11/13/09)
3 -- 15 times

BLOCKED SHOTS

4 -- Storm Warren vs. Georgia (3/6/10)
3 -- Storm Warren vs. Arkansas (2/24/10)
3 -- Storm Warren at South Carolina (1/13/10)
3 -- Storm Warren vs. Rice (12/19/09)
3 -- Storm Warren vs. Nicholls State (12/17/08)
3 -- Storm Warren vs. ULM (11/13/09)

REBOUNDS

High: 50 - INDIANA STATE (11/16/09)
47 - NORTHWESTERN STATE (12/12/09)
45 - LOUISIANA LAFAYETTE (12/1/09)
Low: 25 - vs. Arizona State (11/27/09)
27 - ALABAMA (1/9/10)
29 - at Arkansas (2/10/10)

ASSISTS

High: 22 - MCNEESE (1/4/10)
19 - ULM (11/13/09)
16 - NICHOLLS STATE (12/17/09)
Low: 4 - at Alabama (1/27/10)
7 - three times

STEALS

High: 15 - ARKANSAS (2/24/10)
11 - ULM (11/13/09)
10 - GEORGIA (3/6/10)
Low: 1 - at Mississippi State (1/30/10)
2 - NICHOLLS STATE (12/17/09)
3 -- three times

BLOCKED SHOTS

High: 9 - ARKANSAS (2/24/10)
7 - at Xavier (12/29/09)
7 - RICE (12/19/09)
Low: 0 - at Mississippi State (1/30/10)
1 - SOUTHEASTERN LOUISIANA (12/14/09)
1 - KENTUCKY (2/6/10)

OPPONENT	1ST HALF	2ND HALF	SCORE	MAR	FG	PCT.	3FG	PCT.	FT	PCT.	REB.	MAR	AST.	TO	BLKS	STLS.	FLS
ULM	29	33	62		24-60	.400	6-16	.375	8-13	.615	33		7	19	2	8	18
LSU (W, 1-0)	40	42	82	+20	31-67	.463	5-21	.238	15-20	.750	43	+10	19	13	4	11	16
Indiana State	19	26	45		13-43	.302	3-12	.250	16-19	.842	28		1	12	0	3	16
LSU (W, 2-0)	24	32	54	+11	23-67	.343	0-15	.000	10-12	.833	50	+22	7	10	3	4	16
Western Kentucky	30	30	60		22-63	.349	8-22	.364	8-10	.800	31		6	11	0	7	23
LSU (W, 3-0)	29	42	71	+11	24-51	.471	5-15	.333	18-23	.783	40	+9	13	13	3	4	9
LSU (L, 3-1)	29	26	55	-26	23-62	.371	2-10	.200	7-13	.538	34	-13	9	12	4	7	21
UConn	45	36	81		30-62	.484	5-10	.500	16-23	.696	47		16	13	10	10	17
LSU (L, 3-2)	34	18	52	-19	17-45	.378	5-10	.500	13-21	.619	25	-4	10	13	2	4	22
Arizona State	27	44	71	-19	25-41	.610	6-14	.429	15-22	.682	29		9	12	1	8	19
Louisiana-Lafayette	23	35	58		22-57	.386	6-13	.462	8-11	.727	28		6	11	6	10	20
LSU (W, 4-2)	28	38	66	+8	21-52	.404	5-12	.417	19-28	.679	45	+17	12	13	3	6	14
Northwestern State	35	27	62		22-53	.415	5-15	.333	13-16	.813	25		8	14	3	5	23
LSU (W, 5-2)	29	44	73	+11	26-56	.464	4-13	.308	17-26	.654	47	+22	12	17	3	9	20
Southeastern Louisiana	31	29	60		22-55	.400	5-18	.278	11-19	.579	33		6	11	4	7	22
LSU (W, 6-2)	34	43	77	+17	26-55	.473	7-18	.389	18-30	.600	40	+7	14	9	1	5	18
Nicholls State	31	29	60		22-55	.400	5-18	.278	11-19	.579	33		6	11	4	7	22
LSU (W, 7-2)	27	36	63	+3	25-43	.581	6-14	.429	7-11	.636	31	+7	16	17	6	2	10
Rice	27	34	61		23-56	.411	5-13	.385	10-19	.526	35		7	12	1	5	19
LSU (W, 8-2)	30	35	65	+4	23-52	.442	6-20	.300	13-20	.650	35	---	13	11	7	6	16
LSU (L, 8-3)	30	32	70	-2	23-65	.354	6-23	.261	18-27	.667	43	+8	8	12	5	8	28
Washington State	36	26	72		19-49	.388	3-15	.200	31-40	.775	35		11	13	2	8	22
LSU (L, 8-4)	30	35	65	-24	22-63	.349	1-14	.071	20-25	.800	37	-17	9	11	7	7	22
Xavier	46	43	89		30-74	.405	7-23	.304	22-28	.786	54		15	8	2	8	18
Utah	33	28	61		21-45	.467	5-15	.333	14-28	.778	28		10	11	8	6	19
LSU (L, 8-5)	39	20	59	-2	20-55	.364	2-6	.333	17-22	.773	39	+11	8	11	6	3	17
McNeese State	31	29	60		22-57	.386	6-16	.375	10-28	.347	37		9	15	1	7	16
LSU (W, 9-5)	33	50	83	+23	31-52	.596	10-21	.475	11-18	.611	33	-4	22	13	4	7	22
Alabama	33	33	66		27-60	.450	3-14	.214	9-10	.900	37		14	9	2	6	16
LSU (L, 9-6, 0-1)	18	31	49	-17	17-46	.370	5-18	.278	10-16	.625	27	-10	9	15	2	5	12
LSU (L, 9-7, 0-2)	35	23	58	-9	21-44	.477	1-7	.143	15-26	.577	32	-6	13	15	5	5	15
South Carolina	27	40	67		26-63	.413	11-32	.344	4-13	.308	38		6	12	5	7	22
LSU (L, 9-8, 0-3)	30	28	58	-14	26-61	.426	2-12	.167	4-8	.500	35	-2	14	13	4	9	17
Florida	37	35	72		27-54	.500	7-17	.412	11-21	.524	37		17	13	4	7	10
Auburn	45	39	84		26-50	.520	10-22	.455	22-33	.667	30		8	11	1	5	23
LSU (L, 9-9, 0-4)	47	33	80	-4	28-63	.444	5-18	.278	19-24	.792	39	+9	11	11	4	6	23
Ole Miss	38	35	73		26-49	.531	6-16	.375	15-25	.600	32		10	13	5	5	19
LSU (L, 9-10, 0-5)	32	31	63	-10	20-50	.400	5-19	.263	18-23	.783	30	-2	12	14	3	3	21
LSU (L, 9-11, 0-6)	25	13	38	-19	14-38	.292	1-9	.111	9-14	.643	32	---	4	16	4	5	12
Alabama	23	34	57		21-45	.467	9-17	.529	6-13	.462	32		19	12	4	10	16
LSU (L, 9-12, 0-7)	15	36	51	-16	18-53	.340	5-15	.333	10-14	.714	34	-2	7	12	0	1	19
Miss. State	23	44	67		21-50	.420	7-22	.318	18-26	.692	36		11	8	7	4	16
Tennessee	26	33	59		22-55	.400	5-18	.278	10-16	.625	41		10	12	5	4	17
LSU (L, 9-13, 0-8)	16	38	54	-5	18-59	.305	5-23	.217	13-17	.765	39	-2	10	8	5	5	16
Kentucky	42	39	81		30-67	.448	5-17	.294	16-23	.696	53		14	16	8	8	14
LSU (L, 9-14, 0-9)	14	41	55	-26	21-66	.318	4-22	.182	9-13	.692	33	-20	8	14	1	8	18
LSU (L, 9-15, 0-10)	21	31	52	-35	21-56	.375	6-16	.375	4-8	.500	29	-11	14	17	3	5	22
Arkansas	43	44	87		28-59	.475	8-21	.381	23-30	.767	40		9	8	7	13	17
LSU (L, 9-16, 0-11)	29	40	69	-8	25-57	.439	5-16	.313	14-16	.875	31	+2	11	11	2	3	27
Vanderbilt	28	49	77		20-45	.444	6-17	.353	31-43	.721	29		10	10	8	5	17
Mississippi State	24	36	60		22-50	.440	10-29	.345	6-6	1.000	33		16	14	9	4	11
LSU (L, 9-17, 0-12)	20	39	59	-1	23-63	.365	7-19	.368	6-9	.667	36	+3	15	9	2	7	10
Arkansas	18	36	54		18-53	.340	9-28	.321	9-13	.692	35		10	21	1	11	19
LSU (W, 10-17, 1-12)	33	32	65	+11	21-53	.396	7-16	.438	16-23	.696	38	+3	15	9	2	7	10
LSU (L, 10-18, 1-13)	19	40	59	-15	24-51	.471	4-14	.286	7-9	.778	34	+12	7	16	2	5	17
Auburn	36	38	74		25-49	.510	13-28	.464	11-19	.579	22		17	8	3	9	12
LSU (L, 10-19, 1-14)	29	30	59	-13	20-57	.351	7-18	.389	12-14	.857	33	-7	12	9	4	8	21
Ole Miss	33	39	72		26-51	.510	9-24	.375	11-23	.478	40		17	13	4	6	12
Georgia	20	28	48		19-52	.365	4-15	.267	6-8	.750	39		11	16	4	7	10
LSU (W, 11-19, 2-14)	20	30	50	+2	18-58	.310	5-22	.227	9-10	.900	34	-5	8	11	4	10	8

SEC Tournament -- Tampa, Fla.

LSU (L, 11-20)	21	28	49	-10	20-56	.357	3-16	.188	6-12	.500	34	-7	11	15	4	7	23
Tennessee	21	38	59		19-51	.373	4-23	.174	17-24	.708	41		8	17	4	3	15

ULM (H-W)

F - Tasmin Mitchell
 F - Garrett Green
 F - Storm Warren
 G - Bo Spencer
 G - Aaron Dotson

Indiana State (H-W)

F - Tasmin Mitchell
 F - Garrett Green
 F - Storm Warren
 G - Bo Spencer
 G - Aaron Dotson

Western Kentucky (H-W)

F - Tasmin Mitchell
 F - Garrett Green
 F - Storm Warren
 G - Bo Spencer
 G - Aaron Dotson

Connecticut (N-L)

F - Tasmin Mitchell
 F - Dennis Harris
 F - Storm Warren
 G - Bo Spencer
 G - Aaron Dotson

Arizona State (N-L)

F - Tasmin Mitchell
 F - Storm Warren
 G - Chris Bass
 G - Aaron Dotson
 G - Zach Kinsley

Louisiana-Lafayette (H-W)

F - Tasmin Mitchell
 F - Dennis Harris
 F - Storm Warren
 G - Chris Bass
 G - Aaron Dotson

Northwestern State (H-W)

F - Tasmin Mitchell
 F - Eddie Ludwig
 F - Storm Warren
 G - Chris Bass
 G -- Aaron Dotson

Southeastern (H-W)

F - Tasmin Mitchell
 F - Storm Warren
 G - Chris Bass
 G - Bo Spencer
 G - Aaron Dotson

Nicholls (H-W)

F - Tasmin Mitchell
 F - Storm Warren
 G - Chris Bass
 G - Bo Spencer
 G - Aaron Dotson

Rice (H-W)

F - Tasmin Mitchell
 F - Garrett Green
 F - Storm Warren
 G - Bo Spencer
 G - Zach Kinsley

Washington State (A-L-ot)

F - Tasmin Mitchell
 F - Storm Warren
 G - Chris Bass
 G - Bo Spencer
 G - Aaron Dotson

Xavier (A-L)

F - Tasmin Mitchell
 F - Garrett Green
 F - Storm Warren
 G - Bo Spencer
 G - Aaron Dotson

Utah (H-L)

F - Tasmin Mitchell
 F - Storm Warren
 G - Zach Kinsley
 G - Bo Spencer
 G - Aaron Dotson

McNeese (H-W)

F - Tasmin Mitchell
 F - Storm Warren
 G - Zach Kinsley
 G - Bo Spencer
 G - Aaron Dotson

Alabama (H-L)

F - Tasmin Mitchell
 F - Storm Warren
 G - Chris Bass
 G - Bo Spencer
 G - Aaron Dotson

South Carolina (A-L)

F - Tasmin Mitchell
 F - Dennis Harris
 F - Storm Warren
 G - Bo Spencer
 G - Chris Bass

Florida (A-L)

F - Tasmin Mitchell
 F - Dennis Harris
 F - Storm Warren
 G - Bo Spencer
 G - Chris Bass

Auburn (H-L)

F - Tasmin Mitchell
 F - Dennis Harris
 F - Storm Warren
 G - Bo Spencer
 G - Chris Bass

Ole Miss (H-L)

F - Tasmin Mitchell
 F - Dennis Harris
 F - Storm Warren
 G - Bo Spencer
 G - Zach Kinsley

Alabama (A-L)

F - Tasmin Mitchell
 F - Dennis Harris
 F - Storm Warren
 G - Bo Spencer
 G - Chris Bass

Mississippi State (A-L)

F - Tasmin Mitchell
 F - Storm Warren
 G - Bo Spencer
 G - Aaron Dotson
 G - Chris Beattie

Tennessee (H-L)

F - Tasmin Mitchell
 F - Dennis Harris
 F - Storm Warren
 G - Bo Spencer
 G - Aaron Dotson

Kentucky (H-L)

F - Tasmin Mitchell
 F - Storm Warren
 G - Chris Bass
 G - Bo Spencer
 G - Aaron Dotson

Arkansas (A-L)

F - Tasmin Mitchell
 F - Storm Warren
 G - Chris Bass
 G - Bo Spencer
 G - Zach Kinsley

Vanderbilt (A-L)

F - Tasmin Mitchell
 F - Garrett Green
 F - Storm Warren
 G - Chris Bass
 G - Bo Spencer

Mississippi State (H-L)

F - Tasmin Mitchell
 F - Garrett Green
 F - Storm Warren
 G - Chris Bass
 G - Bo Spencer

Arkansas (H-W)

F - Tasmin Mitchell
 F - Garrett Green
 F - Storm Warren
 G - Bo Spencer
 G - Chris Bass

Auburn (A-L)

F - Tasmin Mitchell
 F - Garrett Green
 F - Storm Warren
 G - Bo Spencer
 G - Chris Bass

Ole Miss (A-L)

F - Tasmin Mitchell
 F - Garrett Green
 G - Storm Warren
 G - Bo Spencer
 G - Chris Bass

Georgia (H-W)

F - Tasmin Mitchell
 F - Dennis Harris
 F - Storm Warren
 G - Bo Spencer
 G - Alex Farrer

Tennessee (SECT-L)

F - Tasmin Mitchell
 F - Garrett Green
 F - Storm Warren
 G - Bo Spencer
 G - Chris Bass

LINEUP RECORDS

Record -- 3-1

F - Tasmin Mitchell
 F - Garrett Green
 F - Storm Warren
 G - Bo Spencer
 G - Aaron Dotson

Record -- 1-0

F - Tasmin Mitchell
 F - Dennis Harris
 F - Storm Warren
 G - Chris Bass
 G - Aaron Dotson

Record -- 1-0

F - Tasmin Mitchell
 F - Eddie Ludwig
 F - Storm Warren
 G - Bo Spencer
 G - Aaron Dotson

Record -- 1-0

F - Tasmin Mitchell
 F - Storm Warren
 F - Garrett Green
 G - Bo Spencer
 G - Zach Kinsley

Record -- 1-0

F - Tasmin Mitchell
 F - Dennis Harris
 F - Storm Warren
 G - Bo Spencer
 G - Alex Farr

Record -- 2-3

F - Tasmin Mitchell
 F - Storm Warren
 G - Chris Bass
 G - Aaron Dotson
 G - Bo Spencer

Record -- 1-4

F - Tasmin Mitchell
 F - Storm Warren
 F - Garrett Green
 G - Bo Spencer
 G - Chris Bass

Record -- 1-2

F - Tasmin Mitchell
 F - Storm Warren
 G - Zach Kinsley
 G - Bo Spencer
 G - Aaron Dotson

Record -- 0-2

F - Tasmin Mitchell
 F - Dennis Harris
 F - Storm Warren
 G - Bo Spencer
 G - Aaron Dotson

Record -- 0-1

F - Tasmin Mitchell
 F - Storm Warren
 G - Chris Bass
 G - Bo Spencer
 G - Zach Kinsley

Record -- 0-4

F - Tasmin Mitchell
 F - Storm Warren
 F - Dennis Harris
 G - Bo Spencer
 G - Chris Bass

Record -- 0-1

F - Tasmin Mitchell
 F - Dennis Harris
 F - Storm Warren
 G - Bo Spencer
 G - Zach Kinsley

Record -- 0-1

F - Tasmin Mitchell
 F - Dennis Harris
 F - Storm Warren
 G - Bo Spencer
 G - Aaron Dotson

Record -- 0-1

F - Tasmin Mitchell
 F - Storm Warren
 G - Zach Kinsley
 G - Bo Spencer
 G - Chris Bass



TASMIN MITCHELL
6-7 • Forward • Denham Springs, La.

2010 Coaches, AP All-SEC Second Team
2010 USBWA, NABC All-District
2010 All-Louisiana First Team

SENIOR SEASON (2009-10)

Mitchell finished his career at LSU as one of the rare players to post stats in five different years as an injury ended his third year after just three games ... He finished his career as one of the greatest in LSU basketball history ... By scoring 1,989 career points, he finished only behind Pete Maravich and Durand "Rudy" Macklin in career scoring at LSU He also ranked sixth in career rebounds with 950, 10th in assists with 291, eighth in steals with 190 and set a mark for minutes played at 4,692 ... He also played in a school record 137 games, starting every contest but one ... Mitchell is just one of nine players in the history of the program to have started on at least two SEC Championship teams (2006, 2009) ... He was a consensus All-District selection as a senior and Second Team All-SEC selection ... He averaged a team best 16.8 points and 9.4 rebounds a game ... Mitchell posted the best game of the year in league play scoring 38 against Auburn and had his high rebound game of 18 versus Southeastern and 17 against Tennessee.

MITCHELL'S CAREER STATS

SEASON	G-GS	MIN/AVG	FG-FGA	PCT.	3FG-FGA	PCT.	FT-FTA	PCT.	REB-AVG.	PF-D	AST	TO	BLK	STL	PTS/AVG.
2005-06	36-36	1240/34.4	162-365	.444	28-95	.295	60-81	.741	201-5.6	85-0	100	83	18	53	412-11.4
2006-07	32-32	1092/34.1	173-371	.466	41-109	.376	78-104	.750	189-5.9	76-1	59	55	25	34	465-14.5
2007-08	3-3	66/22.0	7-21	.333	0-5	.000	8-10	.800	17-5.7	8-0	6	9	1	7	22-7.3
2008-09	35-34	1137/32.5	224-429	.522	10-19	.526	111-153	.725	251-7.2	89-0	68	70	23	55	569-16.3
2009-10	31-31	1157/37.3	196-453	.433	32-94	.340	97-133	.729	292-9.4	70-1	58	69	16	41	521-16.8
Totals	137-136	4692/34.2	762-1639	.465	111-322	.345	354-481	.736	950-6.9	328-2	291	286	83	190	1989-14.5



ALEX FARRER
6-5 • Guard/Forward • Phoenix, Ariz.

Pre-season injury cost him his senior season season and since he had redshirted as a freshman his eligibility clock unfortunately ran out after five seasons ... Credited for going through a major surgery on his leg and working hard enough in rehabilitation to be able to dress and take part in senior night ceremonies at the final home game against Georgia ... As per custom under Coach Johnson, he started the final home game and was able to play four minutes for his only action of the season ... He played in 74 career games starting 15, primarily in the 2007-08 season.

FARR'S CAREER STATS

SEASON	G-GS	MIN/AVG	FG-FGA	PCT.	3FG-FGA	PCT.	FT-FTA	PCT.	REB-AVG.	PF-D	AST	TO	BLK	STL	PTS/AVG.
2006-07	14-0	86/6.1	5-23	.217	4-20	.200	4-6	.667	14-1.0	7-0	6	5	2	0	18-1.3
2007-08	27-14	474.17.6	28-73	.384	7-31	.226	18-28	.643	47-1.7	40-0	35	28	4	15	81-3.0
2008-09	32-0	233/7.3	17-53	.321	7-22	.318	13-18	.722	25-0.8	35-1	18	17	7	6	54-1.7
2009-10	1-1	4/4.0	0-0	.000	0-0	.000	0-0	.000	0-0.0	0-0	0	0	0	0	0-0.0
Totals	74-15	797/10.8	50-149	.336	18-73	.247	35-52	.673	86-1.2	82-1	59	50	13	21	153-2.1



2009-10 Final SEC Standings

WESTERN DIVISION	SEC	PCT	OVERALL	PCT	HOME	AWAY	NEUTRAL	LAST 12	STREAK
Mississippi State %	9-7	.563	24-12	.667	13-4	5-6	6-2	7-5	L1
Ole Miss %	9-7	.563	24-11	.686	15-4	6-4	3-3	7-5	L1
Arkansas	7-9	.438	14-18	.438	12-9	2-7	0-2	5-7	L6
Alabama	6-10	.375	17-15	.531	11-6	3-6	3-3	4-8	L1
Auburn	6-10	.375	15-17	.469	12-5	2-9	1-3	5-7	L2
LSU	2-14	.125	11-20	.355	11-7	0-9	0-4	2-10	L1

% - SEC West Champions

EASTERN DIVISION	SEC	PCT	OVERALL	PCT	HOME	AWAY	NEUTRAL	LAST 12	STREAK
Kentucky ^#*	14-2	.875	35-3	.921	18-0	7-2	10-1	10-2	L1
Vanderbilt	12-4	.750	24-9	.727	14-2	7-3	3-4	7-5	L2
Tennessee	11-5	.688	28-9	.757	15-1	5-5	8-3	9-3	L1
Florida	9-7	.563	21-13	.618	13-4	5-5	3-4	5-7	L2
South Carolina	6-10	.375	15-16	.484	11-5	2-9	2-2	4-8	L1
Georgia	5-11	.313	14-17	.452	12-4	0-11	2-2	5-7	L1

^ - SEC Champion; # - SEC East Champion; * - SEC Tournament Champion

POSTSEASON TOURNAMENTS

2010 SEC Tournament

Bridgestone Arena, Nashville, Tenn.

FIRST ROUND

Alabama 68, South Carolina 63
Tennessee 59, LSU 49
Florida 78, Auburn 69
Georgia 77, Arkansas 64

QUARTERFINALS

Kentucky 73, Alabama 67
Tennessee 76, Ole Miss 65
Mississippi State 75, Florida 69
Vanderbilt 78, Georgia 66

SEMIFINALS

Kentucky 74, Tennessee 45
Mississippi State 62, Vanderbilt 52

FINAL

Kentucky 75, Vanderbilt 74 (ot)

2010 NIT Results

1st Round

Mississippi State 81, Jackson State 67
Ole Miss 84, Troy 65

2nd Round

Ole Miss 90, Memphis 81
North Carolina 76, Mississippi State 74

Quarterfinals

Ole Miss 90, Texas Tech 87 (2ot)

Semifinals

Dayton 68, Ole Miss 63

2010 NCAA Tournament Results

West Region

1st Round - BYU 99, Florida 92 (2ot)
1st Round - Murray State 66, Vanderbilt 65

East Region

1st Round - Kentucky 100, East Tennessee State 71
2nd Round - Kentucky 90, Wake Forest 60
Semifinals - Kentucky 62, Cornell 45
Finals - West Virginia 73, Kentucky 66

Midwest Regional, Providence, R.I.

1st Round - Tennessee 62, San Diego State 59
2nd Round - Tennessee 83, Ohio State 68
Semifinals - Tennessee 76, Ohio State 73
Finals - Michigan State 70, Tennessee 69

Coaches ALL-SEC Team

FIRST TEAM

- *Trey Thompkins, Georgia
- *DeMarcus Cousins, Kentucky
- Patrick Patterson, Kentucky
- *John Wall, Kentucky
- Jarvis Varnado, Mississippi State
- *Devan Downey, South Carolina
- Wayne Chism, Tennessee
- *Jermaine Beal, Vanderbilt

SECOND TEAM

- Mikhail Torrance, Alabama
- Courtney Fortson, Arkansas
- Erving Walker, Florida
- Tasmin Mitchell, LSU**
- Chris Warren, Ole Miss
- Dee Bost, Mississippi State
- A.J. Ogilvy, Vanderbilt
- Jeffery Taylor, Vanderbilt

SEC ALL-FRESHMAN TEAM

- Tony Mitchell, Alabama
- *Marshawn Powell, Arkansas
- Kenny Boynton, Florida
- *Eric Bledsoe, Kentucky
- *DeMarcus Cousins, Kentucky
- *John Wall, Kentucky
- Reginald Buckner, Ole Miss
- *John Jenkins, Vanderbilt

SEC ALL-DEFENSIVE TEAM

- Patrick Patterson, Kentucky
- *Jarvis Varnado, Mississippi State
- Devan Downey, South Carolina
- Sam Muldrow, South Carolina
- Jeffery Taylor, Vanderbilt

SEC COACH OF THE YEAR

- Kevin Stallings, Vanderbilt

SEC PLAYER OF THE YEAR

- John Wall, Kentucky

SEC SCHOLAR-ATHLETE OF THE YEAR

- Ray Shipman, Florida

SEC FRESHMAN OF THE YEAR

- DeMarcus Cousins, Kentucky

SEC SIXTH-MAN OF THE YEAR

- John Jenkins, Vanderbilt

SEC DEFENSIVE PLAYER OF THE YEAR

- Jarvis Varnado, Mississippi State*

*unanimous selection

AP All-SEC Team

FIRST TEAM ALL-SEC

- *DeMarcus Cousins, Kentucky
- *Devan Downey, South Carolina
- *John Wall, Kentucky
- Jarvis Varnado, Mississippi State
- Trey Thompkins, Georgia

SECOND TEAM ALL-SEC

- Patrick Patterson, Kentucky
- Chris Warren, Ole Miss
- Jermaine Beal, Vanderbilt
- Tasmin Mitchell, LSU**
- Wayne Chism, Tennessee

HONORABLE MENTION

- Jeffery Taylor, Vanderbilt
- A. J. Ogilvy, Vanderbilt
- Courtney Fortson, Arkansas
- Dee Bost, Mississippi State
- Mikhail Torrance, Alabama

PLAYER OF THE YEAR

- John Wall, Kentucky

COACH OF THE YEAR

- John Calipari, Kentucky

NEWCOMER OF THE YEAR

- John Wall, Kentucky

* - unanimous choice to first team

NABC All-District Teams

DISTRICT 21

FIRST TEAM

- DeMarcus Cousins, Kentucky
- John Wall, Kentucky
- Devan Downey, South Carolina
- Tasmin Mitchell, LSU**
- Jarvis Varnado, Mississippi State

SECOND TEAM

- Patrick Patterson, Kentucky
- Trey Thompkins, Georgia
- Jermaine Beal, Vanderbilt
- Wayne Chism, Tennessee
- A.J. Ogilvy, Vanderbilt

USBWA All-District Teams

DISTRICT 7

- Tasmin Mitchell, LSU**

SEC Players of the Week

- Nov. 16 - Rotnei Clark, Arkansas
- Nov. 23 - Patrick Patterson, Kentucky
- Nov. 30 - Erving Walker, Florida
- Dec. 7 - A. J. Ogilvy, Vanderbilt
- Dec. 14 - Ravern Johnson, Mississippi State
- Dec. 21 - Trey Thompkins, Georgia
- Dec. 28 - JaMychal Green, Alabama
- Jan. 4 - DeMarcus Cousins, Kentucky
- Jan. 11 - Bobby Maze, Tennessee
- Jan. 18 - Jarvis Varnado, Mississippi State
- Jan. 25 - Travis Leslie, Georgia
- Feb. 1 - Devan Downey, South Carolina
- Feb. 8 - Courtney Fortson, Arkansas
- Feb. 15 - Jeffery Taylor, Vanderbilt
- Feb. 22 - Wayne Chism, Tennessee
- March 1 - Jarvis Varnado, Mississippi State
- March 8 - Chris Warren, Ole Miss



Tasmin Mitchell

SEC Freshman of the Week

- Nov. 16 - Eric Bledsoe, Kentucky
- Nov. 23 - John Wall, Kentucky
- Nov. 30 - John Wall, Kentucky
- Dec. 7 - John Wall, Kentucky
- Dec. 14 - John Wall, Kentucky
- Dec. 21 - Reginald Buckner, Ole Miss
- Dec. 28 - DeMarcus Cousins, Kentucky
- Jan. 4 - John Jenkins, Vanderbilt
- Jan. 11 - John Jenkins, Vanderbilt
- Jan. 18 - Eric Bledsoe, Kentucky
- Jan. 25 - DeMarcus Cousins, Kentucky
- Feb. 1 - Marshawn Powell, Arkansas
- Feb. 8 - DeMarcus Cousins, Kentucky
- Feb. 15 - John Wall, Kentucky
- Feb. 22 - DeMarcus Cousins, Kentucky
- March 1 - John Jenkins, Vanderbilt
- March 8 - Tony Mitchell, Alabama

Scoring Offense

TEAM	G	W-L	PTS	AVG/G
1. Kentucky	38	35-3	3012	79.3
2. Ole Miss	35	24-11	2743	78.4
3. Vanderbilt	33	24-9	2537	76.9
4. Auburn	32	15-17	2422	75.7
5. Arkansas	32	14-18	2391	74.7
6. Tennessee	37	28-9	2720	73.5
7. Mississippi State	36	24-12	2622	72.8
8. Florida	34	21-13	2455	72.2
9. South Carolina	31	15-16	2227	71.8
10. Georgia	31	14-17	2128	68.6
11. Alabama	32	17-15	2192	68.5
12. LSU	31	11-20	1905	61.5

Scoring Defense

TEAM	G	PTS	AVG/G
1. Alabama	32	2073	64.8
2. Mississippi State	36	2336	64.9
3. Kentucky	38	2468	64.9
4. Tennessee	37	2413	65.2
5. Florida	34	2258	66.4
6. LSU	31	2059	66.4
7. Vanderbilt	33	2274	68.9
8. Georgia	31	2150	69.4
9. Ole Miss	35	474	70.7
10. South Carolina	31	2197	70.9
11. Arkansas	32	2366	73.9
12. Auburn	32	2373	74.2

Scoring Margin

TEAM	G	OFFENSE	DEFENSE	MARGIN
1. Kentucky	38	79.3	64.9	+14.3
2. Tennessee	37	73.5	65.2	+8.3
3. Vanderbilt	33	76.9	68.9	+8.0
4. Mississippi State	36	72.8	64.9	+7.9
5. Ole Miss	35	78.4	70.7	+7.7
6. Florida	34	72.2	66.4	+5.8
7. Alabama	32	68.5	64.8	+3.7
8. Auburn	32	75.7	74.2	+1.5
9. South Carolina	31	71.8	70.9	+1.0
10. Arkansas	32	74.7	73.9	+0.8
11. Georgia	31	68.6	69.4	-0.7
12. LSU	31	61.5	66.4	-5.0

Free Throw Percentages

TEAM	G	FTM	FTA	PCT
1. Vanderbilt	33	616	854	.721
2. Georgia	31	460	641	.718
3. Alabama	32	435	615	.707
4. Florida	34	472	671	.703
5. LSU	31	384	552	.696
6. Mississippi State	36	499	728	.685
7. Arkansas	32	532	782	.680
8. Tennessee	37	520	775	.671
9. Kentucky	38	649	971	.668
10. Ole Miss	35	485	731	.663
11. Auburn	32	451	689	.655
12. South Carolina	31	371	571	.650

Field Goal Percentages

TEAM	G	FG	FGA	PCT
1. Kentucky	38	1066	2228	.478
2. Vanderbilt	33	859	1829	.470
3. Georgia	31	759	1664	.456
4. Tennessee	37	991	2174	.456
5. Ole Miss	35	986	2185	.451
6. Arkansas	32	829	1859	.446
7. Auburn	32	850	1913	.444
8. Florida	34	890	2006	.444
9. Alabama	32	791	1794	.441
10. Mississippi State	36	895	2065	.434
11. South Carolina	31	820	1961	.418
12. LSU	31	690	1726	.400

Field Goal Pct. Defense

TEAM	G	FG	FGA	PCT
1. Kentucky	38	875	2314	.378
2. Mississippi State	36	686	2233	.389
3. Tennessee	37	804	2031	.396
4. Ole Miss	35	852	2081	.409
5. Vanderbilt	33	819	1992	.411
6. Alabama	32	736	1734	.424
7. Florida	34	841	1953	.431
8. Georgia	31	768	1782	.431
9. LSU	31	722	1675	.431
10. Arkansas	32	825	1910	.432
11. South Carolina	31	785	1754	.448
12. Auburn	32	830	1818	.457

3-Point Field Goal Percentages

TEAM	G	FG	FGA	PCT
1. Vanderbilt	33	203	552	.368
2. Georgia	31	150	410	.366
3. Ole Miss	35	286	796	.359
4. Mississippi State	36	329	918	.358
5. Alabama	32	175	500	.350
6. Arkansas	32	201	579	.347
7. Kentucky	38	231	697	.331
8. Auburn	32	271	819	.331
9. Tennessee	37	218	681	.320
10. South Carolina	31	216	675	.320
11. Florida	34	203	648	.313
12. LSU	31	141	492	.287

3-Point Field Goal Pct. Defense

TEAM	G	FG	FGA	PCT
1. Tennessee	37	230	774	.297
2. Kentucky	38	245	783	.313
3. Alabama	32	181	570	.318
4. Florida	34	209	643	.325
5. Mississippi State	36	231	710	.325
6. Ole Miss	35	227	680	.334
7. Georgia	31	190	568	.335
8. Vanderbilt	33	209	621	.337
9. South Carolina	31	159	460	.346
10. LSU	31	204	578	.346
11. Auburn	32	223	630	.354
12. Arkansas	32	233	626	.372

Rebounding Offense

TEAM	G	REB	AVG/G
1. Kentucky	38	1584	41.7
2. Ole Miss	35	1377	39.3
3. Mississippi State	36	1406	39.1
4. Florida	34	1265	37.2
5. Tennessee	37	1353	36.6
6. Vanderbilt	33	1197	36.3
7. Georgia	31	1117	36.0
8. LSU	31	1111	35.8
9. Alabama	32	1126	35.2
10. Auburn	32	1121	35.0
11. South Carolina	31	1078	34.8
12. Arkansas	32	1103	34.5

Rebounding Defense

TEAM	G	REB	AVG/G
1. Georgia	31	980	31.6
2. Kentucky	38	1277	33.6
3. Florida	34	1170	34.4
4. Alabama	32	1102	34.4
5. LSU	31	1082	34.9
6. Tennessee	37	1311	35.4
7. Auburn	32	1136	35.5
8. Vanderbilt	33	1182	35.8
9. Mississippi State	36	1335	37.1
10. Arkansas	32	1187	37.1
11. Ole Miss	35	1317	37.6
12. South Carolina	31	1236	39.9

Rebounding Margin

TEAM	G	OFF	DEF	MARGIN
1. Kentucky	38	41.7	33.6	+8.1
2. Georgia	31	36.0	31.6	+4.4
3. Florida	34	37.2	34.4	+2.8
4. Mississippi State	36	39.1	37.1	+2.0
5. Ole Miss	37	39.3	37.6	+1.7
6. Tennessee	37	36.6	35.4	+1.1
7. LSU	31	35.8	34.9	+0.9
8. Alabama	32	35.2	34.4	+0.8
9. Vanderbilt	33	36.3	35.8	+0.5
10. Auburn	32	35.0	35.5	-0.5
11. Arkansas	32	34.5	37.1	-2.6
12. South Carolina	31	34.8	39.9	-5.1

Assists

TEAM	G	BLOCKS	AVG/G
1. Kentucky	38	573	15.1
2. Tennessee	37	530	14.3
3. Florida	34	479	14.1
4. Ole Miss	35	486	13.9
5. Arkansas	32	440	13.8
6. Georgia	31	425	13.7
7. Alabama	32	429	13.4
8. Vanderbilt	33	436	13.2
9. Auburn	32	419	13.1
10. Mississippi State	36	462	12.8
11. LSU	31	352	11.4
12. South Carolina	31	306	9.9

Blocked Shots

TEAM	G	No.	AVG/G
1. Mississippi State	36	271	7.5
2. Kentucky	38	273	7.2
3. South Carolina	31	188	6.1
4. Ole Miss	35	184	5.3
5. Vanderbilt	33	171	5.2
6. Georgia	31	145	4.7
7. Arkansas	32	130	4.1
8. Alabama	32	127	4.0
9. LSU	31	11	3.7
10. Tennessee	37	136	3.7
11. Auburn	32	90	2.8
12. Florida	34	94	2.8

Steals

TEAM	G	No.	AVG/G
1. South Carolina	31	269	8.7
2. Auburn	32	252	7.9
3. Tennessee	37	290	7.8
4. Alabama	32	249	7.8
5. Ole Miss	35	259	7.4
6. Kentucky	38	279	7.3
7. Arkansas	32	232	7.3
8. Florida	34	243	7.1
9. LSU	31	190	6.1
10. Georgia	31	187	6.0
11. Mississippi State	36	209	5.8
12. Vanderbilt	33	188	5.7

3-Point Field Goals Made

TEAM	G	No.	AVG/G
1. Mississippi State	36	329	9.1
2. Auburn	32	271	8.5
3. Ole Miss	35	286	8.2
4. South Carolina	31	216	7.0
5. Arkansas State	32	201	6.3
6. Vanderbilt	33	203	6.2
7. Kentucky	38	231	6.1
8. Florida	34	203	6.0
9. Tennessee	37	218	5.9
10. Alabama	32	175	5.5
11. Georgia	31	150	4.8
12. LSU	31	141	4.5

Scoring

PLAYER-TEAM	CL	G	PTS	AVG/G
1. Devan Downey-SC	Sr.	31	699	22.5
2. Trey Thompkins-UG	So.	31	549	17.7
3. Chris Warren-UM	Jr.	35	602	17.2
4. Tasmin Mitchell-LS	Sr.	31	521	16.8
5. John Wall-UK	Fr.	37	616	16.6
6. DeWayne Reed-AU	Sr.	32	518	16.2
7. Mikhail Torrance-UA	Sr.	32	500	15.6
8. Tay Waller-AU	Sr.	26	398	15.3
9. Terrico White-UM	So.	35	530	15.1
10. DeMarcus Cousins-UK	Fr.	38	575	15.1
11. Rotnei Clarke-AR	So.	31	469	15.1
12. Marshawn Powell-AR	Fr.	32	478	14.9
13. Travis Leslie-UG	So.	31	458	14.8
14. Jermaine Beal-VU	Sr.	33	481	14.6
15. Bo Spencer-LS	Jr.	30	436	14.5
16. Patrick Patterson-UK	Jr.	38	544	14.3
17. JaMychal Green-UA	So.	31	438	14.1
18. Kenny Boynton	Fr.	34	476	14.0
19. Jarvis Varnado-MS	Sr.	36	496	13.8
20. A. J. Ogilvy-VU	Jr.	33	442	13.4

Rebounding

PLAYER-TEAM	CL	G	TOTAL	AVG/G
1. Jarvis Varnado-MS	Sr.	36	369	10.3
2. DeMarcus Cousins-UK	Fr.	38	374	9.8
3. Tasmin Mitchell-LS	Sr.	31	292	9.4
4. Trey Thompkins-UG	So.	31	258	8.3
5. Murphy Holloway-UM	So.	34	259	7.6
6. Patrick Patterson-UK	Jr.	38	283	7.4
7. Storm Warren-LS	So.	31	223	7.2
8. Wayne Chism-UT	Sr.	37	266	7.2
9. JaMychal Green-UA	So.	31	223	7.2
10. Lucas Hargrove-AU	Sr.	32	224	7.0
11. Alex Tyus-UF	Jr.	34	234	6.9
12. Chandler Parsons-UF	Jr.	34	233	6.9
13. Travis Leslie-UG	So.	31	212	6.8
14. Marshawn Powell-AR	Fr.	32	215	6.7
15. Sam Muldrow-SC	Jr.	31	193	6.2
16. A. J. Ogilvy	Jr.	33	204	6.2
17. Michael Washington-AR	Sr.	29	177	6.1
18. Tony Mitchell-UA	Fr.	30	177	5.9
19. Vernon Macklin-UF	Jr.	34	188	5.5
20. Kodi Augustus-MS	Jr.	34	185	5.4

Field Goal Pct. (Min 5.0 made per game)

PLAYER-TEAM	CL	G	FGM	FGA	PCT
1. Jarvis Varnado-MS	Sr.	36	184	316	.582
2. Patrick Patterson-UK	Jr.	38	215	374	.575
3. DeMarcus Cousins-UK	Fr.	38	206	369	.558
4. Marshawn Powell-AR	Fr.	32	190	380	.500
5. JaMychal Green-UA	So.	31	162	327	.495
6. Travis Leslie-UG	So.	31	169	347	.487
7. Trey Thompkins-UG	So.	31	207	429	.483
8. Tay Waller-AU	Sr.	26	139	293	.474
9. Mikhail Torrance-UA	Sr.	32	163	347	.470
10. John Wall-UK	Fr.	37	202	438	.461

Assists

PLAYER-TEAM	CL	G	No.	AVG/G
1. John Wall-UK	Fr.	37	241	6.5
2. Dee Bost-MS	So.	36	188	5.2
3. Mikhail Torrance-UA	Sr.	32	162	5.1
4. Erving Walker-UF	So.	34	166	4.9
5. DeWayne Reed-AU	Sr.	32	139	4.3
6. Eniel Polynice-UM	Jr.	33	128	3.9
7. Chris Warren-UM	Jr.	35	124	3.5
8. Devan Downey-SC	Sr.	31	108	3.5
9. Dustin Ware-UG	So.	31	105	3.4
10. Bobby Maze-UT	Sr.	37	118	3.2

Free Throw Pct. (Min. 2.5 made per game)

PLAYER-TEAM	CL	G	FTM	FTA	PCT
1. Mikhail Torrance-UA	Sr.	32	135	156	.865
2. Frankie Sullivan-AU	So.	31	80	94	.851
3. Bo Spencer-LS	Jr.	30	99	118	.839
4. Devan Downey-SC	Sr.	31	156	187	.834
5. Chris Warren-UM	Jr.	35	107	131	.817
6. Erving Walker-UF	So.	34	112	138	.812
7. Jermaine Beal-VU	Sr.	33	93	116	.802
8. Trey Thompkins-UG	So.	31	112	147	.762
9. Wayne Chism-UT	Sr.	37	94	124	.758
10. John Wall-UK	Fr.	37	175	232	.754

Steals

PLAYER-TEAM	CL	G	No.	AVG/G
1. Devan Downey-SC	Sr.	31	85	2.7
2. Frankie Sullivan-AU	So.	31	59	1.9
3. John Wall-UK	Fr.	37	66	1.8
4. Anthony Brock-UA	Sr.	30	48	1.6
5. Senario Hillman-UA	Jr.	31	48	1.5
6. J. P. Prince-UT	Sr.	37	57	1.5
7. Lakeem Jackson-SC	Fr.	31	47	1.5
8. Murphy Holloway-UM	So.	34	50	1.5
9. Eric Bledsoe-UK	Fr.	37	52	1.4
10. DeWayne Reed-AU	Sr.	32	43	1.3

3-Point FG Pct (Min. 2.0 made per game)

PLAYER-TEAM	CL	G	3FG	FGA	PCT
1. Rotnei Clarke-AR	So.	31	100	234	.427
2. Tay Waller-AU	Sr.	26	87	212	.410
3. Chris Warren-UM	Jr.	35	111	275	.404

3-Point FG Made

PLAYER-TEAM	CL	G	3FG	AVG/G
1. Tay Waller-AU	Sr.	26	87	3.3
2. Rotnei Clarke-AR	So.	31	100	3.2
3. Chris Warren-UM	Jr.	35	111	3.2
4. Ravern Johnson-MS	Jr.	35	87	2.5
5. John Jenkins-VU	Fr.	31	72	2.3
6. Devan Downey-SC	Sr.	31	69	2.2
7. Jermaine Beal-VU	Sr.	33	72	2.2
8. Barry Stewart-MS	Sr.	36	78	2.2
9. Ricky McPhee-UG	Sr.	31	66	2.1
10. Kenny Boynton-UF	Fr.	34	72	2.1

Blocked Shots

PLAYER-TEAM	CL	G	No.	AVG/G
1. Jarvis Varnado-MS	Sr.	36	170	4.7
2. Sam Muldrow-SC	Jr.	31	97	3.1
3. Reginald Buckner-UM	Fr.	31	64	2.1
4. DeMarcus Cousins-UK	Fr.	38	67	1.8
5. JaMychal Green-UA	So.	31	52	1.7
6. A. J. Ogilvy-VU	Jr.	33	48	1.5
7. Storm Warren-LS	So.	31	44	1.4
8. Daniel Orton-UK	Fr.	38	52	1.4
9. Johndre Jefferson-SC	Jr.	31	42	1.4
10. Festus Ezell-VU	SO.	32	43	1.3

Minutes Played

PLAYER-TEAM	CL	G	No.	AVG/G
1. Tasmin Mitchell-LS	Sr.	31	1157	37.3
2. Bo Spencer-LS	Jr.	30	1086	36.2
3. Dee Bost-MS	So.	36	1255	34.9
4. John Wall-UK	Fr.	37	1288	34.8
5. Barry Stewart-MS	Sr.	34	1231	34.2
6. Rotnei Clarke-AR	So.	31	1058	34.1
7. Devan Downey-SC	Sr.	31	1055	34.0
8. DeWayne Reed-AU	Sr.	32	1059	33.1
9. Patrick Patterson-UK	Jr.	38	1255	33.0
10. Chris Warren-UM	Jr.	35	1152	32.9

CENTENARY

NOV. 24, 7 P.M.
MARAVICH CENTER
BATON ROUGE, LA.



General Information

Location: Shreveport, La.
Enrollment: 800
Nickname: Gents
Colors: Maroon and White
Arena: Gold Dome
Conference: Summit League
Athletic Director: Dr. Tom Tallach

Basketball Information

Head Coach: Adam Walsh
Alma Matter: High Point ('00)
School Record: First year
Career Record: 0-0
Assistant Coaches: Justin Leblanc
2009-10 Record: 8-21
Conference Record/Finish: 3-15/9th
Letterman Returning/Lost: 6/6
Starters Returning/Lost: 2/3
Series Record: LSU leads, 8-1

Sports Information

MBB Contact: Allison McClain
Office Phone: (318) 869-5092
Office Fax: (318) 869-5145
Email: amcclain2@centenary.edu
Website: www.GoCentenary.com
Mailing Address: 2911 Centenary Blvd., Shreveport, LA 71104

CENTRAL MICHIGAN

DEC. 11, 7 P.M.
MARAVICH CENTER
BATON ROUGE, LA.
CST



General Information

Location: Mount Pleasant, Mich.
Enrollment: 26,354
Nickname: Chippewas
Colors: Maroon and Gold
Arena: CMU Events Center
Conference: Mid-American
Athletics Director: Dave Heeke

Basketball Information

Head Coach: Ernie Zeigler
Alma Matter: Cleary College ('94)
School Record: 54-69 (4 years)
Career Record: 54-69 (4 years)
Assistant Coaches: Keith Noftz, Darren Kohne, Terrance Chatman
2009-10 Record: 15-15
Conference Record/Finish: 9-7/ 1st west
Letterman Returning/Lost: 5/5
Starters Returning/Lost: 3/2
Series Record: 0-0

Sports Information

MBB Contact: Jason Kaufman
Office Phone: (989) 774-7614
Email: jason.kaufman@cmich.edu
Website: www.cmuchippewas.com

COASTAL CAROLINA

DEC 13, 7 P.M.
MARAVICH CENTER
BATON ROUGE, LA.



General Information

Location: Conway, S.C.
Enrollment: 8,300
Nickname: Chanticleers
Colors: Teal, Bronze, and Black
Arena: Kimbel Arena
Conference: Big South
Athletic Director: Hunter Yurachek

Basketball Information

Head Coach: Cliff Ellis
Alma Matter: Florida State ('68)
School Record: 52-42 (3 years)
Career Record: 664-391 (32 years)
Assistant Coaches: Don Hogan, Gus Hauser, Richie Riley
2009-10 Record: 28-7
Conference Record/Finish: 15-3
Letterman Returning/Lost: 6/8
Starters Returning/Lost: 2/3
Series Record: 0-0

Sports Information

MBB Contact: Jay D'Abramo
Office Phone: (843) 349-2840
Office Fax: (843) 349-2819
Email: jdabramo@costal.edu
Press Row: (843) 349-2822
Website: www.GOCCUSports.com
Mailing Address: 132 Chanticleer Drive West, Room 118, Conway, S.C. 29526

HOUSTON

NOV. 30, 7 P.M.
MARAVICH CENTER
BATON ROUGE, LA.



General Information

Location: Houston, Texas
Enrollment: 37,000
Nickname: Cougars
Colors: Scarlet and White with Navy trim
Arena: Hofheinz Pavilion
Conference: Conference USA
Athletic Director: Mack Rhoades

Basketball Information

Head Coach: James Dickey
Alma Matter: Central Arkansas ('76)
School Record: First year
Career Record: 164-123 (10 years)
Assistant Coaches: Alvin Brooks, Daniyal Robinson, Ulric Maligi
2009-10 Record: 19-16
Conference Record/Finish: 7-9/ t-7th
Letterman Returning/Lost: 6/6
Starters Returning/Lost: 2/4
Series Record: Houston leads, 9-5

Sports Information

MBB Contact: Jeff Conrad
Office Phone: (713) 743-9410
Office Fax: (713) 743-9411
Email: jconrad@central.uh.edu
Press Row: (713) 743-9414
Website: www.UHCougars.com
Mailing Address: 3100 Cullen Blvd., Suite 2008, Houston, Texas 77204

MCNEESE STATE

DEC. 16, 7 P.M.
MARAVICH CENTER
BATON ROUGE, LA.
CST



General Information

Location: Lake Charles, La.
Enrollment: 8,246
Nickname: Cowboys
Colors: Blue and Gold
Arena: Burton Coliseum
Conference: Southland
Athletics Director: Tommy McClelland

Basketball Information

Head Coach: Dave Simmons
Alma Matter: Louisiana Tech ('81)
School Record: 49-71 (4 years)
Career Record: 76-101 (27 years)
Assistant Coaches: David Dumars, T.J. Marcum, Steve Welch, Patrick Haynes
2009-10 Record: 10-20
Conference Record/Finish: 5-11/4th
Letterman Returning/Lost: 10/2
Starters Returning/Lost: 4/1
Series Record: LSU leads, 19-0

Sports Information

MBB Contact: Louis Bonnette
Office Phone: (337) 475-5207
Office Fax: (337) 475-5202
Email: lbonnette@mcneese.edu
Press Row: (337) 475-8008
Website: www.mcneesports.com
Mailing Address: Box 92735, McNeese State, LA 70609

MEMPHIS

NOV. 21, 4 P.M..
BANCORP ARENA
TUPELO, MISSISSIPPI
CBS COLLEGE SPORTS



General Information

Location: Memphis, Tenn.
Enrollment: 23,031
Nickname: Tigers
Colors: Royal Blue and Gray
Arena: FedEx Forum
Conference: Conference USA
Athletics Director: R.C. Johnson

Basketball Information

Head Coach: John Pastner
Alma Matter: Arizona ('98)
School Record: 24-10 (1 year)
Career Record: 24-10 (1 year)
Assistant Coaches: Glynn Cyprien, Jack Murphy, Willis Wilson
2009-10 Record: 24-10
Conference Record/Finish: 13-3/ 2nd
Letterman Returning/Lost: 6/5
Starters Returning/Lost: 2/4
Series Record: Tied, 2-2

Sports Information

MBB Contact: Lamar Chance
Office Phone: (901) 678-2337
Office Fax: (901) 678-4134
Email: lchance1@memphis.edu
Press Row: (901) 205-2578
Website: www.goTIGERSgo.com
Mailing Address: 203 Athletic Office Building, 570 Normal Street, Memphis, TN 38152

NICHOLLS STATE

NOV 16, 7 P.M.
MARAVICH CENTER
BATON ROUGE, LA.

**General Information**

Location: Thibodaux, La.
Enrollment: 6,814
Nickname: Colonels
Colors: Red and Gray
Arena: Stophar Gym
Conference: Southland
Athletics Director: Rob Bernardi

Basketball Information

Head Coach: J.P. Piper
Alma Matter: Southeastern ('91)
School Record: 64-112 (6 years)
Career Record: 64-112 (6 years)
Assistant Coaches: Kevin Johnson, Bill Begley, Andrew Kearney
2009-10 Record: 11-19
Conference Record/Finish: 7-9/3rd-East
Series Record: LSU leads, 16-0

Sports Information

MBB Contact: Brandon Rizzuto
Office Phone: (985) 448-4281
Office Fax: (985) 448-4924
Email: Brandon.rizzuto@nicholls.edu
Press Row: (985) 448-4294
Website: www.Geauxcolonels.com

NORTH TEXAS

DEC 22, 7 P.M.
MARAVICH CENTER
BATON ROUGE, LA.
CST

**General Information**

Location: Denton, Texas
Enrollment: 36,206
Nickname: Mean Green
Colors: Green and White
Arena: The Super Pit
Conference: Sun Belt
Athletic Director: Rick Villarreal

Basketball Information

Head Coach: Johnny Jones
Alma Matter: LSU ('85)
School Record: 150-121 (9 years)
Career Record: 165-137 (10 years)
Assistant Coaches: Charlie Leonard, Bill Foy, Shawn Forrest
2009-10 Record: 24-9
Conference Record/Finish: 13-5/1st West - Tournament Champions
Letterman Returning/Lost: 11/6
Starters Returning/Lost: 4/1
Series Record: 0-0

Sports Information

MBB Contact: Eric Capper
Office Phone: (940) 565-2476
Email: eric.capper@unt.edu
Press Row: (940) 565-4674
Website: www.MeanGreenSports.com

NORTHWESTERN STATE

NOV. 12, 7 P.M.
MARAVICH CENTER
BATON ROUGE, LA.

**General Information**

Location: Natchitoches, La.
Enrollment: 9,244
Nickname: Demons
Colors: Purple and White with Orange Trim
Arena: Panther Coliseum
Conference: Southland
Athletics Director: Greg Burke

Basketball Information

Head Coach: Mike McConathy
Alma Matter: Louisiana Tech, ('77)
School Record: 166-174 (11 years)
Career Record: 518-233 (27 years)
Assistant Coaches: Mark Slessinger, Jeff Moore, Luke Rogers
2009-10 Record: 10-19
Conference Record/Finish: 5-11/4th-East
Letterman Returning/Lost: 10/5
Starters Returning/Lost: 3/2
Series Record: LSU leads, 15-6

Sports Information

MBB Contact: Doug Ireland
Office Phone: (318) 357-6467
Office Fax: (318) 357-4515
Email: Ireland@nsula.edu
Press Row: (318) 357-4544
Website: www.nsedemons.com
Mailing Address: Prather Coliseum, Room 112, Natchitoches, LA 71497

RICE

DEC 29, 7 P.M.
TUDOR FIELDHOUSE
HOUSTON, TEXAS

**General Information**

Location: Houston, Texas
Enrollment: 15,556
Nickname: Owls
Colors: Blue and Gray
Arena: Tudor Fieldhouse
Conference: Conference USA
Athletic Director: Rick Greenspan

Basketball Information

Head Coach: Ben Braun
Alma Matter: Wisconsin ('73)
School Record: 18-45 (2 years)
Career Record: 570-434 (33 years)
Assistant Coaches: Louis Reynaud, Mike Roberts, Marco Morcos
2009-10 Record: 18-23
Conference Record/Finish: 1-15/12th
Letterman Returning/Lost: 12/4
Starters Returning/Lost: 4/1
Series Record: Rice leads, 24-17

Sports Information

MBB Contact: Ron Mears
Office Phone: (713) 348-3929
Office Fax: (713) 348-6019
Email: rmears@rice.edu
Press Row: (713) 348-5638
Website: www.RiceOwls.com
Mailing Address: P.O. Box 1892, MS 548 Houston, Texas 77251-1892

SOUTH ALABAMA

NOV. 28, 3 P.M.
MITCHELL CENTER
MOBILE, ALABAMA
CSS/CST

**General Information**

Location: Mobile, Alabama
Enrollment: 15,007
Nickname: Jaguars
Colors: Blue, Red, and White
Arena: Mitchell Center
Conference: Sun Belt
Athletics Director: Dr. Joel Erdmann

Basketball Information

Head Coach: Ronnie Arrow
Alma Matter: Southwest Texas State ('69)
School Record: 177-128 (11 seasons)
Career Record: 311-219 (19 seasons)
Assistant Coaches: Chuck Taylor, Michael Floyd, Mike Brown
2009-10 Record: 17-15
Conference Record/Finish: 8-10/5th East
Letterman Returning/Lost: 5/7
Starters Returning/Lost: 4/1
Series Record: LSU leads, 1-0

Sports Information

MBB Contact: Matt Horne
Office Phone: (251) 414-8184
Office Fax: (251) 460-7297
Email: mhorne@usouthal.edu
Press Row: (251) 460-7418
Website: www.usajaguars.com
Mailing Address: 1209 Mitchell Center Mobile, AL 36688

SOUTHERN

DEC. 27, 6 P.M..
MARAVICH CENTER
BATON ROUGE, LA.
CST

**General Information**

Location: Baton Rouge, La.
Enrollment: 7,500
Nickname: Jaguars
Colors: Columbia Blue and Gold
Arena: F.G. Clark Activity Center
Conference: Southwestern Athletic (SWAC)
Athletic Director: Greg LaFleur

Basketball Information

Head Coach: Rob Spivery
Alma Matter: Ashland ('72)
School Record: 53-101 (5 years)
Career Record: 357-380 (24 years)
Assistant Coaches: Joe Proctor, Sean LeBeauf, Sheldon Jones
2009-10 Record: 5-25
Conference Record/Finish: 3-15/9th
Letterman Returning/Lost: 7/3
Starters Returning/Lost: 4/1
Series Record: LSU leads, 8-0

Sports Information

MBB Contact: Kevin Manns
Office Phone: (225) 771-2601
Office Fax: (225) 771-2896
Email: kevinmanns@gmail.com
Website: www.gojagsports.com
Mailing Address: P.O. Box 9972 Harding Blvd. Baton Rouge, LA 70813

TENNESSEE-MARTIN

NOV. 18, 7 P.M.
MARAVICH CENTER
BATON ROUGE, LA.
CST



General Information

Location: Martin, Tenn.
Enrollment: 8,100
Nickname: Skyhawks
Colors: Blue and Orange
Arena: Kathleen and Tom Elam Center
Conference: Ohio Valley
Athletic Director: Phil Dane

Basketball Information

Head Coach: Jason James
Alma Matter: Graceland ('00)
School Record: 4-25 (1 year)
Career Record: 4-25 (1 year)
Assistant Coaches: Cornelius Jackson
2009-10 Record: 4-25
Conference Record/Finish: 1-17/10th
Letterman Returning/Lost: 5/8
Starters Returning/Lost: 3/2
Series Record: LSU leads, 3-0

Sports Information

MBB Contact: Ryne Rickman
Office Phone: (731) 881-7632
Email: rrickman@utm.edu
Press Row: (731) 881-7694
Website: www.UTMsports.com
Mailing Address: UT Martin Sports Information, 1022
Elam Center, 15 Mt. Pelia Rd. Martin, TN 38238

VIRGINIA

JAN. 2, 4:30 P.M.
JOHN PAUL JONES ARENA
CHARLOTTESVILLE, VA.
FSN



General Information

Location: Charlottesville, Va.
Enrollment: 20,895
Nickname: Cavaliers
Colors: Orange and Blue
Arena: John Paul Jones Arena
Conference: Atlantic Coast Conference
Athletics Director: Craig Littlepage

Basketball Information

Head Coach: Tony Bennett
Alma Matter: Wisconsin-Green Bay ('92)
School Record: 15-16 (2nd year)
Career Record: 84-49 (4 years)
Assistant Coaches: Ritchie McKay, Ron Sanchez, Jason Williford
2009-10 Record: 15-16
Conference Record/Finish: 5-11/ 9th
Letterman Returning/Lost: 6/9
Starters Returning/Lost: 3/2
Series Record: Virginia leads, 1-0

Sports Information

MBB Contact: Rich Murray
Office Phone: (434) 982-5500
Office Fax: (434) 982-5525
Email: rmurray@virginia.edu
Press Row: (434) 296-5910
Website: www.VirginiaSports.com
Mailing Address: P.O Box 400853, Charlottesville, Va.
22904-4853, 295 Massie Road

WICHITA STATE

DEC 18, 7 P.M.
CENTURY-TEL CENTER
SHREVEPORT, LA.



General Information

Location: Wichita, Kan.
Enrollment: 14,612
Nickname: Shockers
Colors: Black and Yellow
Arena: Charles Koch Arena
Conference: Missouri Valley
Athletic Director: Eric Sexton

Basketball Information

Head Coach: Gregg Marshall
Alma Matter: Randolph-Macon ('85)
School Record: 53-47 (3 years)
Career Record: 247-130 (12 years)
Assistant Coaches: Chad Dollar, Chris Jans, Marty Gross
2009-10 Record: 25-10
Conference Record/Finish: 12-6/2nd
Letterman Returning/Lost: 9/4
Starters Returning/Lost: 4/1
Series Record: Wichita State leads, 3-1

Sports Information

MBB Contact: Larry Rankin
Office Phone: (316) 978-3265
Office Fax: (316) 978-3336
Email: lrankin@goshockers.com
Press Row: (316) 978-3390
Website: www.goshockers.com
Mailing Address: Office of Media Relations., 1845
Fairmount, Wichita, KS 67260-0018

LSU on Television in 2010-2011

In the second year of a 15-year contract with CBS and ESPN, the Tigers will have every conference game televised again this season on either a regional or national basis.

LSU also will have five non-conference games televised on LSU's regional sports home, CST (Cox Sports TV). Also as part of the ESPN contract, several games on CSS will also be televised on CST.

DATE	OPPONENT	LOCATION	TIME	NETWORK
Nov. 18	Tennessee-Martin	Baton Rouge, La.	7 p.m.	CST
Nov. 21	Memphis	Tupelo, Miss.	4 p.m.	CBS College
Nov. 28	South Alabama	Mobile, Ala.	3 p.m.	CSS/CST
Dec. 11	Central Michigan	Baton Rouge, La.	7 p.m.	CST
Dec. 16	McNeese State	Baton Rouge, La.	7 p.m.	CST
Dec. 22	North Texas	Baton Rouge, La.	7 p.m.	CST
Dec. 27	Southern	Baton Rouge, La.	6 p.m.	CST
Jan. 2	Virginia	Charlottesville, Va.	4:30 p.m.	FSN
Jan. 8	Auburn	Auburn, Ala.	5 p.m.	FSN
Jan. 12	Arkansas	Baton Rouge, La.	7 p.m.	SEC Network
Jan. 15	Kentucky	Lexington, Ky.	3 p.m.	SEC Network
Jan. 22	Ole Miss	Baton Rouge, La.	12:30 p.m.	SEC Network
Jan. 26	Tennessee	Knoxville, Tenn.	7 p.m.	SEC Network
Jan. 29	Alabama	Tuscaloosa, Ala.	7 p.m.	FSN
Feb. 2	South Carolina	Baton Rouge, La.	7 p.m.	SEC Network
Feb. 5	Mississippi State	Baton Rouge, La.	7 p.m.	SEC Network
Feb. 9	Ole Miss	Oxford, Miss.	8 p.m.	CSS/CST
Feb. 12	Arkansas	Fayetteville, Ark.	12:30 p.m.	SEC Network
Feb. 17	Alabama	Baton Rouge, La.	8 p.m.	ESPN/2
Feb. 20	Florida	Baton Rouge, La.	Noon	ESPN/2
Feb. 23	Mississippi State	Starkville, Miss.	8 p.m.	CSS/CST
Feb. 26	Vanderbilt	Baton Rouge, La.	12:30 p.m.	SEC Network
March 2	Georgia	Athens, Ga.	7 p.m.	SEC Network
March 5	Auburn	Baton Rouge, La.	6 p.m.	FSN
March 10-13	SEC Tournament	Atlanta, Ga.	TBA	SECN, ABC

All times listed are Central Standard. The SEC Network will televise the first two rounds of the SEC Tournament with ABC Sports broadcasting the semifinals and the championship game. All NCAA Tournament games will be televised by CBS, Turner and TruTV.



The SEC office is located in Birmingham, Ala.



Throughout its 77-year history, the Southeastern Conference has been a leader in the integration of athletic competition and higher education.

Since its formation in 1933, the SEC has achieved both stature and stability by designating governing/voting power to the presidents of the

member institutions. They have determined the policies of the conference and through the years this involvement has been the principal source of strength in the evolution of the SEC.

Intercollegiate athletics has encountered many challenges in the 1990s and again the SEC provided guidance. In 1993, the member institutions adopted The Principles of Gender Equity. Committed to increasing the quantity and quality of women's athletic opportunities, each school provides at least two more women's intercollegiate programs than the number of men's.

Faced with the task of conference realignment after competing with 10 members since 1966, the SEC welcomed the University of Arkansas and the University of South Carolina in 1991.

SEC schools began athletic competition with one another almost 100 years ago as members of the Southern Intercollegiate Athletic Association.

Seven institutions (Alabama, Auburn, Georgia, Georgia Tech, North Carolina, Sewanee and Vanderbilt) attended the SIAA organizational meeting of faculty representatives in Atlanta in 1894.

Basketball moved quickly to the South as Vanderbilt was playing at the Nashville YMCA in 1893, just two years after Dr. James Naismith originated the game at Springfield (Mass.) College. Basketball became an intercollegiate sport in

1901 and in 1908 Vanderbilt was meeting Columbia and Yale intersectionally.

The seven-member SIAA expanded to 19 institutions in 1895 and by 1920 there were 30 members.

The larger schools reorganized as the Southern Conference in 1920. Despite an original limit of 16, the membership grew to 23 by 1928.

The 13 members west and south of the Appalachian Mountains reorganized as the Southeastern Conference at the annual SC meeting in 1932. The 10 coast members remained in the Southern Conference. Charter members of the new conference were: Alabama, Auburn, Florida, Georgia, Georgia Tech, Kentucky, LSU, Mississippi, Mississippi State, Sewanee, Tennessee, Tulane and Vanderbilt. (Sewanee withdrew in 1940, Georgia Tech in 1964 and Tulane in 1966).

The first SEC champions were crowned in 1933 in four sports (baseball, basketball, football and outdoor track). The league's inaugural championship event was a basketball tournament in Atlanta in 1933. Records show the first men's team title for cross-country was awarded in 1935, while golf and swimming were added in 1937. The league later began hosting championships in tennis (1953) and indoor track (1957).

In the 1979-80 academic year SEC championships for women were recognized in basketball, tennis and volleyball. The following year golf, gymnastics, swimming and track and field were added. The administration of women's athletics officially came under the auspices of the conference office in 1984.

The SEC currently regulates nine men's sports and 11 women's sports: Men—baseball, basketball, football, golf, swimming, tennis and track (cross country, indoor and outdoor). Women—basketball, golf, gymnastics, soccer, softball, swimming, tennis, track (cross country, indoor and outdoor) and volleyball.

ALABAMA

JAN. 29, 7 P.M.
COLEMAN COLISEUM • TUSCALOOSA, ALA
FSN



FEB. 17, 8 P.M.
MARAVICH CENTER • BATON ROUGE, LA.
ESPN OR ESPN 2

General Information

Location: Tuscaloosa, Ala.
 Enrollment: 28,807
 Nickname: Crimson Tide
 Colors: Crimson and White
 Arena: Coleman Coliseum
 Conference: SEC
 Athletics Director: Mal Moore

Basketball Information

Head Coach: Anthony Grant
 Alma Matter: Dayton ('87)
 School Record: 17-15 (1 year)
 Career Record: 91-40 (4 years)
 Assistant Coaches: Dan Hipsher, John Brannen, Tony Pujol
 2009-10 Record: 17-15
 Conference Record/Finish: 6-10/ 4th west
 Letterman Returning/Lost: 8/5
 Starters Returning/Lost: 4/2
 Series Record: Alabama leads, 98-66

Sports Information

MBB Contact: Ty Patton
 Office Phone: (205) 348-5401
 Office Fax: (205) 348-8841
 Email: tpattton@ia.ua.edu
 Press Row: (205) 348-6084
 Website: www.rolltide.com
 Mailing Address: 1201 Coliseum Drive, Room 170, Tuscaloosa, AL 35487

ARKANSAS

JAN. 12, 7 P.M.
MARAVICH CENTER • BATON ROUGE, LA.
SEC NETWORK



FEB. 12, 7 P.M.
BUD WALTON ARENA • FAYETTEVILLE, ARK.
SEC NETWORK

General Information

Location: Fayetteville, Arkansas
 Enrollment: 19,849
 Nickname: Razorbacks
 Colors: Cardinal and White
 Arena: Bud Walton Arena
 Conference: SEC
 Athletics Director: Jeff Long

Basketball Information

Head Coach: John Pelphrey
 Alma Matter: Kentucky ('92)
 School Record: 51-46 (3 years)
 Career Record: 131-113 (8 years)
 Assistant Coaches: Rob Evans, Tom Ostrom, Brett Nelson
 2009-10 Record: 14-18
 Conference Record/Finish: 7-9/ 3rd west
 Letterman Returning/Lost: 8/4
 Starters Returning/Lost: 3/2
 Series Record: Arkansas leads, 29-21

Sports Information

MBB Contact: Phil Pierce
 Office Phone: (479) 575-7430
 Office Fax: (479) 575-7481
 Email: ppierce@uark.edu
 Press Row: (479) 575-6622
 Website: www.ArkansasRazorbacks.com
 Mailing Address: University of Arkansas, Boyles

AUBURN

JAN 8, 5 P.M.
AUBURN ARENA • AUBURN, ALA.
FSN



MARCH 5, 6 P.M.
MARAVICH CENTER • BATON ROUGE, LA.
FSN

General Information

Location: Auburn, Alabama
 Enrollment: 25,078
 Nickname: Tigers
 Colors: Burnt Orange and Navy Blue
 Arena: Auburn Arena
 Conference: SEC
 Athletic Director: Jay Jacobs

Basketball Information

Head Coach: Tony Barbee
 Alma Matter: UMass ('93)
 School Record: First Year
 Career Record: 82-52 (4 years)
 Assistant Coaches: Randall Dickey, Tony Madlock, Milt Wagner, Steve Smith
 2009-10 Record: 15-17
 Conference Record/Finish: 6-10/ t-4th West
 Letterman Returning/Lost: 7/4
 Starters Returning/Lost: 1/4
 Series Record: LSU leads, 80-61

Sports Information

MBB Contact: Chuck Gallina
 Office Phone: (334) 844-9800
 Office Fax: (334) 844-9807
 Email: chuckg@auburn.edu
 Press Row: (334) 844-1933/1935
 Website: www.auburntigers.com
 Mailing Address: Athletic Media Relations, Athletic Complex, 392 South Donahue Drive, Auburn, AL 36849

FLORIDA

FEB. 20, NOON
MARAVICH CENTER
BATON ROUGE, LA.
ESPN OR ESPN 2



General Information

Location: Gainesville, Fla.
 Enrollment: 52,112
 Nickname: Gators
 Colors: Orange and Blue
 Arena: Stephen C. O'Connell Center
 Conference: SEC
 Athletic Director: Jeremy Foley

Basketball Information

Head Coach: Billy Donovan
 Alma Matter: Providence ('87)
 School Record: 331-139 (14 years)
 Career Record: 366-159 (16 years)
 Assistant Coaches: Larry Shyatt, Rob Lanier, Richard Pitino
 2009-10 Record: 21-13
 Conference Record/Finish: 9-7/4th East
 Letterman Returning/Lost: 8/5
 Starters Returning/Lost: 5/0
 Series Record: LSU leads, 60-38

Sports Information

MBB Contact: Fred Demarest
 Office Phone: (352) 375-4683
 Office Fax: (352) 375-4809
 Email: fredd@gators.uaa.ufl.edu
 Press Row: (352) 371-0281
 Website: www.gatorzone.com
 Mailing Address: P.O Box 14485 Gainesville, FL 32604-2485

GEORGIA

MARCH 2, 7 P.M.
STEGEMAN COLISEUM
ATHENS, GA.



General Information

Location: Athens, Ga.
 Enrollment: 34,180
 Nickname: Bulldogs
 Colors: Red and Black
 Arena: Stegeman Coliseum
 Conference: SEC
 Athletic Director: Greg McGarity

Basketball Information

Head Coach: Mark Fox
 Alma Matter: E. New Mexico ('91)
 School Record: 14-17 (1 year)
 Career Record: 123-43 (5 years)
 Assistant Coaches: Kwana Johnson, Phillip Pearson, Stacey Palmore
 2009-10 Record: 14-17
 Conference Record/Finish: 5-11/ 6th East
 Letterman Returning/Lost: 3/5
 Starters Returning/Lost: 4/1
 Series Record: LSU leads, 59-40

Sports Information

MBB Contact: Tim Hix
 Office Phone: (706) 542-1621
 Office Fax: (706) 542-9339
 Email: thix@sports.uga.edu
 Press Row: (706) 542-8052
 Website: www.georgiadogs.com
 Mailing Address: P.O Box 1472 Athens, GA 30603

KENTUCKY

JAN. 15, 3 P.M.
RUPP ARENA
LEXINGTON, KY.
SEC NETWORK



General Information

Location: Lexington, Kentucky
 Enrollment: 27,000
 Nickname: Wildcats
 Colors: Blue and White
 Arena: Rupp Arena
 Conference: SEC
 Athletics Director: Mitch Barnhart

Basketball Information

Head Coach: John Calipari
 Alma Matter: Clarion ('82)
 School Record: 35-3 (1 year)
 Career Record: 480-143 (18 years)
 Assistant Coaches: John Robic, Orlando Antigua, Kenny Payne
 2009-10 Record: 35-3
 Conference Record/Finish: 14-2/ 1st overall/1st East
 Letterman Returning/Lost: 3/5
 Starters Returning/Lost: 1/4
 Series Record: Kentucky leads, 79-24

Sports Information

MBB Contact: DeWayne Peevy, John Hayden
 Office Phone: (859) 257-3838
 Office Fax: (859) 323-4310
 Email: john.hayden@uky.edu
 Press Row: (859) 252-3602
 Website: www.UKathletics.com
 Mailing Address: 338 Lexington Ave., Joe Craft Center, Lexington, KY 40506

OLE MISS

JAN. 22, 12:30 P.M.
MARAVICH CENTER
BATON ROUGE, LA.
SEC NETWORK



FEB. 9, 8 P.M.
TAD SMITH COLISEUM
OXFORD, MISSISSIPPI
CSS/CST

General Information

Location: Oxford, Miss.
 Enrollment: 19,536
 Nickname: Rebels
 Colors: Cardinal Red and Navy Blue
 Arena: Tad Smith Coliseum
 Conference: SEC
 Athletic Director: Pete Boone

Basketball Information

Head Coach: Andy Kennedy
 Alma Matter: UAB ('91)
 School Record: 85-50 (4 years)
 Career Record: 106-63 (5 years)
 Assistant Coaches: Michael White, Owen Miller, Torrey Ward
 2009-10 Record: 24-11
 Conference Record/Finish: 9-7/ t-1st in West
 Letterman Returning/Lost: 6/6
 Starters Returning/Lost: 1/4
 Series Record: LSU leads, 116-82

Sports Information

MBB Contact: Joey Jones
 Office Phone: (662) 915-7522
 Office Fax: (662) 915-7006
 Email: joeyj@olemiss.edu
 Press Row: (662) 236-1931
 Website: www.olemisssports.com
 Mailing Address: P.O. Box 217, University, MS 38677

MISSISSIPPI STATE

FEB. 5, 3 P.M.
MARAVICH CENTER
BATON ROUGE, LA.
SEC NETWORK



FEB. 23, 8 P.M.
HUMPHREY COLISEUM
STARKVILLE, MISS.
CSS/CST

General Information

Location: Starkville, Miss.
 Enrollment: 19,644
 Nickname: Rebels
 Colors: Maroon and White
 Arena: Humphrey Coliseum
 Conference: SEC
 Athletic Director: Scott Stricklin

Basketball Information

Head Coach: Rick Stansbury
 Alma Matter: Campbellsville ('82)
 School Record: 255-140 (12 years)
 Career Record: 255-140 (12 years)
 Assistant Coaches: Phil Cunningham, Marcus Grant, George Brooks
 2009-10 Record: 24-12
 Conference Record/Finish: 9-7/ t-1st in West
 Letterman Returning/Lost: 12/2
 Starters Returning/Lost: 3/2
 Series Record: LSU leads, 103-94

Sports Information

MBB Contact: Gregg Elis
 Office Phone: (662) 325-3595
 Office Fax: (662) 325-3654
 Email: gellis@athletics.msstate.edu
 Press Row: (662) 325-3776
 Website: www.msstateathletics.com
 Mailing Address: MSU Athletic Media Relations Office, P.O. Box 5308, Mississippi State, MS 39726

SOUTH CAROLINA

FEB. 2, 7 P.M.
MARAVICH CENTER
BATON ROUGE, LA.
SEC NETWORK



General Information

Location: Columbia, S.C.
 Enrollment: 28,481
 Nickname: Gamecocks
 Colors: Garnet and Black
 Arena: Colonial Life Arena
 Conference: SEC
 Athletic Director: Eric Hyman

Basketball Information

Head Coach: Darrin Horn
 Alma Matter: Western Kentucky ('95)
 School Record: 36-26 (2 years)
 Career Record: 147-74 (7 years)
 Assistant Coaches: Neill Berry, Michael Boynton Jr., Orlando Early
 2009-10 Record: 15-16
 Conference Record/Finish: 6-10/5th East
 Letterman Returning/Lost: 5/6
 Starters Returning/Lost: 3/2
 Series Record: South Carolina leads, 13-11

Sports Information

MBB Contact: Emily Feeny
 Office Phone: (803) 777-7743
 Office Fax: (803) 777-2967
 Email: efeeny@mailbox.sc.edu
 Press Row: (803) 320-0436
 Website: www.GamecocksOnline.com
 Mailing Address: University of South Carolina, Roost Building, 1322 Heyward Street, Columbia, S.C. 29208

TENNESSEE

JAN. 26, 7 P.M.
THOMPSON-BOLING ARENA
KNOXVILLE, TENN.
SEC NETWORK



General Information

Location: Knoxville, Tenn.
 Enrollment: 27,739
 Nickname: Volunteers
 Colors: Orange and White
 Arena: Thompson-Boling Arena
 Conference: SEC
 Athletics Director: Mike Hamilton

Basketball Information

Head Coach: Bruce Pearl
 Alma Matter: Boston College ('82)
 School Record: 126-46 (5 years)
 Career Record: 443-130 (18 years)
 Assistant Coaches: Tony Jones, Steve Forbes, Jason Shay, Ken Johnson, Mark Pancratz
 2009-10 Record: 28-9
 Conference Record/Finish: 11-5/ 3rd East
 Letterman Returning/Lost: 9/4
 Starters Returning/Lost: 2/3
 Series Record: Tennessee leads, 58-43

Sports Information

MBB Contact: Tom Satkowiak
 Office Phone: (865) 974-7501
 Office Fax: (865) 974-1269
 Email: tomsid@tennessee.edu
 Press Row: (865) 544-0789
 Website: www.UTsports.com
 Mailing Address: P.O. Box 15016, Knoxville, TN 37996

VANDERBILT

FEB. 26, 12:30 P.M.
MEMORIAL GYMNASIUM
NASHVILLE, TENN.
SEC NETWORK



General Information

Location: Nashville, Tenn.
 Enrollment: 6,738
 Nickname: Commodores
 Colors: Black and Gold
 Arena: Memorial Gymnasium
 Conference: SEC
 Vice-Chancellor (Athletics): David Williams

Basketball Information

Head Coach: Kevin Stallings
 Alma Matter: Purdue ('82)
 School Record: 213-137 (11 years)
 Career Record: 336-200(17 years)
 Assistant Coaches: Brad Frederick, Dan Muller, King Rice, Tom Richardson
 2009-10 Record: 24-9
 Conference Record/Finish: 12-4/2nd East
 Letterman Returning/Lost: 12/2
 Starters Returning/Lost: 3/2
 Series Record: Vanderbilt leads, 57-47

Sports Information

MBB Contact: Andy Boggs
 Office Phone: (615) 322-4121
 Office Fax: (615) 343-7064
 Email: Andy.Boggs@Vanderbilt.edu
 Press Row: (615) 320-0436
 Website: www.VUCommodores.com
 Mailing Address: 2601 Jess Neely Dr. Nashville, TN 37212

SERIES RECORD VS. SEC OPPONENTS

ALABAMA

Alabama leads, 98-66
 Last meeting - Jan. 27, 2010
 Alabama 57, LSU 38
 At Tuscaloosa - Alabama leads, 63-17
 At Baton Rouge - LSU leads, 45-29
 Neutral Sites - Alabama leads, 6-4

ARKANSAS

Arkansas leads, 29-21
 Last meeting - Feb. 24, 2010
 LSU 65, Arkansas 54
 At Fayetteville - Arkansas leads, 14-5
 At Baton Rouge - LSU leads, 11-10
 Neutral Sites - Tied, 5-5

AUBURN

LSU leads, 80-61
 Last meeting - Feb. 27, 2010
 Auburn 74, LSU 59
 At Auburn - Auburn leads, 34-32
 At Baton Rouge - LSU leads, 44-22
 At Neutral Sites - Auburn leads, 5-4

FLORIDA

LSU leads, 60-38
 Last meeting - Jan. 15, 2010
 Florida 72, LSU 58
 At Gainesville - Florida leads, 25-18
 At Baton Rouge - LSU leads, 34-11
 Neutral Sites - LSU leads, 8-2

GEORGIA

LSU leads, 59-40
 Last meeting - March 6, 2010
 LSU 50, Georgia 48
 At Athens - Georgia leads, 23-21
 At Baton Rouge - LSU leads, 32-13
 Neutral sites - LSU leads, 7-4

KENTUCKY

Kentucky leads, 79-24
 Last meeting - Feb. 6, 2010
 Kentucky 81, LSU 55
 At Lexington - Kentucky leads, 38-5
 At Baton Rouge - Kentucky leads, 28-16
 Neutral Sites - Kentucky leads, 13-4

OLE MISS

LSU leads, 116-82
 Last meeting - March 4, 2010
 Ole Miss 72, LSU 59
 At Oxford - Ole Miss leads, 51-36
 At Baton Rouge - LSU leads, 74-28
 Neutral Sites - LSU leads, 6-3

MISSISSIPPI STATE

LSU leads, 103-94
 Last meeting - Feb. 20, 2010
 Mississippi State 60, LSU 59
 At Starkville - Miss. St. leads, 56-36
 At Baton Rouge - LSU leads, 64-34
 Neutral Sites - Miss. State leads, 4-3

SOUTH CAROLINA

South Carolina leads, 13-11
 Last meeting - Jan. 13, 2010
 South Carolina 67, LSU 58
 At Columbia - Carolina leads, 6-5
 At Baton Rouge - LSU leads, 6-3
 Neutral Sites - Carolina leads, 4-0

TENNESSEE

Tennessee leads, 58-43
 Last meeting - March 11, 2010
 Tennessee 59, LSU 49
 At Knoxville - Tennessee leads, 29-15
 At Baton Rouge - LSU leads, 25-22
 Neutral Sites - Tennessee leads, 7-3

VANDERBILT

Vanderbilt leads, 57-47
 Last meeting - Feb. 13, 2010
 Vanderbilt 77, LSU 69
 At Nashville - Vanderbilt leads, 36-14
 At Baton Rouge - LSU leads, 28-17
 Neutral Sites - LSU leads, 5-4

NCAA TOURNAMENT**Selection Sunday – March 13, 2011****FIRST FOUR****March 15 and 16, 2011****Dayton Ohio**University of Dayton Arena
Host: University of Dayton**SECOND AND THIRD ROUNDS****March 17 and 19, 2011****Washington, D.C.**Verizon Center
Host: Georgetown University**Tucson, Ariz.**McKale Center
Host: University of Arizona**Denver, Colo.**Pepsi Center
Host: Mountain West Conference**Tampa, Fla.**St. Pete Times Forum
Host: University of South Florida**March 18 and 20, 2011****Cleveland, Ohio**Quicken Loans Arena
Host: Cleveland State University**Charlotte, N.C.**Time Warner Cable Arena
Host: UNC Charlotte**Chicago, Ill.**United Center
Host: Big Ten Conference**Tulsa, Okla.**BOK Center
Host: University of Tulsa**REGIONAL SITES****March 24 and 26, 2011****West Regional****Anaheim, Calif.**
Honda Center
Host: Big West Conference**Southeast Regional****New Orleans, La.**
Louisiana Superdome
Host: Tulane University**March 25 and 27, 2011****Southwest Regional****San Antonio, Texas**
Alamodome
Host: University of Texas-San Antonio**East Regional****Newark, N. J.**
Prudential Center
Host: Seton Hall University**NCAA FINAL FOUR****April 2 and 4, 2011****Houston, Texas**Reliant Stadium
Hosts: Rice University and University of Houston**NATIONAL INVITATION TOURNAMENT****First Round – Campus Sites**

March 15, 16

Second Round – Campus Sites

March 17, 18, 19, 21

Third Round – Campus Sites

March 22, 23, 24

Semifinals – Madison Square GardenNew York, N.Y.
March 29**Finals – Madison Square Garden**New York, N.Y.
March 31**Travel/Road Hotels**

The following information regarding LSU and locations is based on plans made prior to the season and at press time for this book. It should be noted that plans are subject to change. As a rule, all practices are closed on the road. Players are not available on the road for pregame interviews and Coach Johnson will normally not conduct interviews on game day until after the game. LSU Senior Associate SID Kent Lowe will be traveling with the team for all games. All times listed are Central Standard Time unless listed.

vs. Memphis**Nov. 21, 2010 – At Tupelo, Miss.**

The team will depart from Baton Rouge for Tupelo via charter bus on Nov. 20. Headquarters: Hilton Garden Inn Tupelo, 363 East Main Street. Team will depart Tupelo for Baton Rouge at the conclusion of the game on Nov. 21.

South Alabama**Nov. 28, 2010 – At Mobile, Ala.**

The team will depart from Baton Rouge for Mobile via charter bus on Nov. 27. Headquarters: Marriott Mobile, 3101 Airport Blvd. Team will depart Mobile for Baton Rouge at the conclusion of the game on Nov. 28.

Wichita State**Dec. 18, 2010 – At Bossier City, La.**

The team will depart from Baton Rouge for Shreveport via charter bus on Dec. 17. Headquarters: Hilton Shreveport, 104 Market Street, Shreveport, La. Team will depart Bossier City for Baton Rouge at the conclusion of the game on Dec. 18.

Rice**Dec. 29, 2010 – At Houston, Texas**

The team will depart from Baton Rouge for Houston via charter bus on Dec. 28. Headquarters: Houston Marriott at Texas Medical Center, 6580 Fannin Street. Team will depart Houston for Baton Rouge at the conclusion of the game on Dec. 29.

Virginia**Jan. 2, 2011 – At Charlottesville, Va.**

The team will travel via commercial airline for Charlottesville on Jan. 1. Headquarters: Doubletree Hotel Charlottesville, 990 Hilton Heights Road. Team will depart Charlottesville for Baton Rouge via commercial airline on Jan. 3.

Auburn**Jan. 8, 2011 – At Auburn, Ala.**

Team will travel from Baton Rouge via charter airline for Auburn on Jan. 7. Headquarters: The Hotel at Auburn University and Dixon Conference Center, 241 South College Street. Team will depart Auburn for Baton Rouge via charter airline at the conclusion of the game on Jan. 8.

Kentucky**Jan. 15, 2011 – At Lexington, Ky.**

Team will travel from Baton Rouge via charter airline for Lexington on Jan. 15. Headquarters: Hilton Lexington Downtown, 369 West Vine Street. Team will depart Lexington for Baton Rouge via charter airline at the conclusion of the game on Jan. 15.

Tennessee**Jan. 26, 2011 – At Knoxville, Tenn.**

Team will travel from Baton Rouge via charter airline for Knoxville on Jan. 25. Headquarters: Knoxville Marriott, 500 Hill Avenue SE. Team will depart Knoxville for Baton Rouge via charter airline at the conclusion of the game on Jan. 26.

Alabama**Jan. 29, 2011 – At Tuscaloosa, Ala.**

Team will travel from Baton Rouge to Tuscaloosa via charter bus on Jan. 28. Headquarters: Hotel Capstone, 320 Paul W. Bryant Drive, Tuscaloosa, Ala. Team will depart Tuscaloosa for Baton Rouge via charter bus at the conclusion of the game on Jan. 29.

Ole Miss**Feb. 9, 2011 – At Oxford, Miss.**

Team will travel from Baton Rouge to Oxford, Miss. via charter airline on Feb. 8. Headquarters: The Inn At Ole Miss, 905 Alumni Drive. Team will depart Oxford for Baton Rouge via charter airline at the conclusion of the game on Feb. 9.

Mississippi State**Feb. 23, 2011 – At Starkville, Miss.**

Team will travel from Baton Rouge to Columbus, Miss., via charter airline on Feb. 22. Headquarters: Hilton Garden Inn, 975 Hwy 12 East, Starkville. Team will depart Columbus for Baton Rouge via charter airline at the conclusion of the game on Feb. 23.

Georgia**March 2, 2011 – At Athens, Ga.**

Team will travel from Baton Rouge to Athens, Ga., via charter airline on March 1. Headquarters: Hilton Garden Inn, 390 East Washington Street. Team will depart Athens, Ga., for Baton Rouge via charter airline at the conclusion of the game on March 2.

SEC Tournament**March 10-13, 2011 – At Atlanta, Ga.**

Travel arrangements will be made depending on LSU's tournament schedule.



The 2011 Southeastern Conference Men's Basketball Tournament will be held in a familiar setting as the Georgia Dome in Atlanta, Ga., again plays host to this event. The Georgia Dome, a world-class facility with basketball seating configuration of 26,000 serves as the site of the 12-team tournament for the ninth time in 14 years and the 10th time overall in league history. The Georgia Dome has hosted the SEC Tournament in 1995, 1998, 1999, 2000, 2002, 2004, 2005, 2007 and 2008 and has been the site of the NCAA Tournament Final Four in 2002 and 2007. The 2011 event will mark the 13th time Atlanta has played host to the SEC Men's Basketball Tournament (1933, 1934, 1987, 1995, 1998, 1999, 2000, 2002, 2004, 2005, 2007 and 2008).



The winner of the 11-game tournament receives the SEC's automatic bid to the NCAA Tournament. The tournament seeds, conference championship and division titles are determined by the 16-game conference schedule during the regular season. Teams are seeded by their divisional finish and features Eastern Division-Western Division matchups in every game should the higher seed win each contest.

Atlanta served as host of the inaugural SEC Tournament played following the 1932-33 season and did so again after the 1933-34 season. The event was held every year through 1952, with the exception of 1935. After a 26-year layoff (1953-78), the tournament was renewed in 1979. The 2011 tournament will be the 52nd in league history and the 33rd since the renewal.

The SEC has shown extraordinary balance in the tournament, evidenced by the fact that a different school won the first seven titles after the renewal. The event has helped set the stage for SEC teams in the NCAA Tournament, as 23 of the last 30 tournament champions have advanced to at least the Sweet 16 with five of the last 14 going on to win the national championship. Since the renewal in 1979, the SEC Tournament Champion has failed to win at least one NCAA Tournament game only four times.

Kentucky leads the league with 26 SEC Tournament titles. Alabama is second with six, while Tennessee ranks third with four. Florida and Mississippi State each have three championship trophies. Arkansas, Auburn, Georgia, LSU, Ole Miss, Vanderbilt and former league member Georgia Tech have each won one SEC Tournament championship.

2011 SEC Tournament

March 10-13 • GEORGIA DOME • Atlanta, Ga.

First Round - March 10 (Thursday)

Game 1 Western #5 vs. Eastern #4 (SEC Net) Noon CT
 Game 2 Eastern #6 vs. Western #3 (SEC Net) 2:30 p.m. CT
 Game 3 Eastern #5 vs. Western #4 (SEC Net) 6:30 p.m. CT
 Game 4 Western #6 vs. Eastern #3 (SEC Net) 9 p.m. CT

Second Round - March 9 (Friday)

Game 5 Game 1 Winner vs. Western #1 (SEC Net) Noon CT
 Game 6 Game 2 Winner vs. Eastern #2 (SEC Net) 2:30 p.m. CT
 Game 7 Game 3 Winner vs. Eastern #1 (SEC Net) 6:30 p.m. CT
 Game 8 Game 4 Winner vs. Western #2 (SEC Net) 9 p.m. CT

Semifinals - March 10 (Saturday)

Game 9 Game 5 Winner vs. Game 6 Winner (ABC), Noon CT
 Game 10 Game 7 Winner vs. Game 8 Winner (ABC), 2:30 p.m. CT

Championship - March 11 (Sunday)

Game 11 Game 9 Winner vs. Game 10 Winner (ABC), Noon CT

Future SEC Tournament Dates and Sites

2012 March 8-11 New Orleans Arena, New Orleans, La.
 2013 March 14-17 Sommet Center, Nashville, Tenn.
 2014 March 13-16 Georgia Dome, Atlanta, Ga.

SEC Tournament Records

TEAM	YRS	WON	LOST	PCT.	TITLES	LSU VS.
Kentucky	49	114	22	.838	26	2-14
Alabama	51	58	44	.569	6	2-5
Tennessee	50	59	46	.562	4	3-7
Arkansas	19	20	18	.527	1	1-2
LSU	51	43	50	.462	1	---
South Carolina	19	16	19	.457	0	0-3
Georgia	50	38	48	.442	2	5-3
Florida	45	33	42	.440	3	8-2
Vanderbilt	49	30	48	.385	1	6-3
Auburn	46	27	47	.365	1	5-3
Mississippi St.	50	27	47	.365	3	3-2
Ole Miss	46	23	47	.328	1	5-3

FORMER MEMBERS

Georgia Tech	19	14	18	.438	1	1-0
Tulane	16	12	16	.429	0	2-2
Sewanee	2	0	2	.000	0	1-0

1933 - Atlanta Athletic Club, Atlanta, Ga.

First Round - LSU 57, Auburn 33
 Quarterfinals - LSU 55, Tennessee 43
 Semifinals - Kentucky 51, LSU 38

1934 - Atlanta Athletic Club, Atlanta, Ga.

Quarterfinals - Tennessee 42, LSU 35

1936 - Alumni Memorial Gym, Knoxville, Tenn.

Quarterfinals - Alabama 52, LSU 30

1937 - Alumni Memorial Gym, Knoxville, Tenn.

Quarterfinals - Kentucky 57, LSU 37

1938 - Huey Long Field House, Baton Rouge, La.

Quarterfinals - LSU 60, Auburn 34
 Semifinals - Ole Miss 68, LSU 40

1939 - Alumni Memorial Gym, Knoxville, Tenn.

First Round - LSU 55, Sewanee 35
 Quarterfinals - LSU 50, Georgia 28
 Semifinals - Kentucky 53, LSU 34

1940 - Alumni Memorial Gym, Knoxville, Tenn.

First Round - LSU 57, Tulane 44
 Quarterfinals - Alabama 51, LSU 25

1941 - Jefferson County Armory, Louisville, Ky.

First Round - Vanderbilt 63, LSU 49

1942 - Jefferson County Armory, Louisville, Ky.

Quarterfinals - Alabama 45, LSU 31 (OT)

1943 - Jefferson County Armory, Louisville, Ky.

First Round - LSU 67, Auburn 38
 Quarterfinals - LSU 46, Alabama 41
 Semifinals - Tennessee 52, LSU 34

1944 - Jefferson County Armory, Louisville, Ky.

Semifinals - Kentucky 55, LSU 28

1945 - Jefferson County Armory, Louisville, Ky.

Quarterfinals - Kentucky 68, LSU 37

1946 - Jefferson County Armory, Louisville, Ky.

First Round - LSU 74, Tulane 29
 Quarterfinals - LSU 69, Ole Miss 34
 Semifinals - LSU 60, Georgia 41
 Finals - Kentucky 59, LSU 36

1947 - Jefferson County Armory, Louisville, Ky.

First Round - LSU 61, Ole Miss 36
 Quarterfinals - LSU 60, Florida 45
 Semifinals - Tulane 63, LSU 50

1948 - Jefferson County Armory, Louisville, Ky.

Quarterfinals - Kentucky 63, LSU 47

1949 - Jefferson County Armory, Louisville, Ky.

First Round - LSU 55, Georgia Tech 53
 Quarterfinals - LSU 60, Vanderbilt 56
 Semifinals - Tulane 72, LSU 63

1950 - Jefferson County Armory, Louisville, Ky.

First Round - LSU 66, Florida 57
 Quarterfinals - LSU 73, Auburn 45
 Semifinals - Tennessee 81, LSU 79 (OT)

1951 - Jefferson County Armory, Louisville, Ky.

Quarterfinals - LSU 62, Ole Miss 57
 Semifinals - Vanderbilt 75, LSU 63

1952 - Jefferson County Armory, Louisville, Ky.

First Round - LSU 77, Mississippi State 44
 Quarterfinals - LSU 75, Ole Miss 60
 Semifinals - LSU 77, Florida 69
 Finals - Kentucky 44, LSU 43

1979 - Birmingham Coliseum, Birmingham, Ala.

Semifinals - (6) Kentucky 80, (1) LSU 67

1980 - Birmingham Coliseum, Birmingham, Ala.

Quarterfinals - (2) LSU 95, (10) Florida 82
 Semifinals - (2) LSU 73, (3) Alabama 66
 Finals - (2) LSU 80, (1) Kentucky 78

1981 - Birmingham Coliseum, Birmingham, Ala.

Quarterfinals - (1) LSU 85, (8) Florida 73
 Semifinals - (5) Georgia 68, (1) LSU 60

1982 - Rupp Arena, Lexington, Ky.

Quarterfinals - (4) Ole Miss 59, (5) LSU 52

1983 - Birmingham Coliseum, Birmingham, Ala.

Quarterfinals - (7) Tennessee 74, (2) LSU 71

1984 - Memorial Gymnasium, Nashville, Tenn.

Quarterfinals - (5) Alabama 72, (4) LSU 70 (OT)

1985 - Birmingham Coliseum, Birmingham, Ala.

Quarterfinals - (8) Auburn 58, (1) LSU 55

1986 - Rupp Arena, Lexington, Ky.

Quarterfinals - (5) LSU 72, (4) Florida 66
 Semifinals - (1) Kentucky 61, (5) LSU 58

1987 - The Omni, Atlanta, Ga.

First Round - (7) LSU 68, (10) Mississippi State 54
 Quarterfinals - (7) LSU 72, (2) Florida 66
 Semifinals - (7) LSU 89, (3) Georgia 88 (2OT)
 Finals - (1) Alabama 69, (7) LSU 62

1988 - Maravich Center, Baton Rouge, La.

Quarterfinals - (4) LSU 87, (5) Vanderbilt 80
 Semifinals - (1) Kentucky 86, (4) LSU 80

1989 - Thompson-Boling Arena, Knoxville, Tenn.

Quarterfinals - (5) Tennessee 95, (4) LSU 77

1990 - Orlando Arena, Orlando, Fla.

Quarterfinals - (6) Auburn 78, (3) LSU 76

1991 - Memorial Gym, Nashville, Tenn.

Quarterfinals - (7) Auburn 92, (2) LSU 77

1992 - BJCC, Birmingham, Ala.

Quarterfinals - (W2) LSU 99, (E3) Tennessee 89
 Semifinals - (E1) Kentucky 80, (W2) LSU 74

1993 - Rupp Arena, Lexington, Ky.

Quarterfinals - (W2) LSU 89, (W5) Ole Miss 70
 Semifinals - (W2) LSU 72, (E1) Vanderbilt 62
 Finals - (E2) Kentucky 82, (W2) LSU 65

1994 - The Pyramid, Memphis, Tenn.

First Round - (E4) Georgia 83, (W5) LSU 70

1995 - Georgia Dome, Atlanta, Ga.

First Round - (E4) Vanderbilt 85, (W5) LSU 61

1996 - Louisiana Superdome, New Orleans, La.

First Round - (E3) South Carolina 85, (W6) LSU 76

1997 - The Pyramid, Memphis, Tenn.

First Round - (E3) Georgia 75, (W6) LSU 54

1998 - Georgia Dome, Atlanta, Ga.

First Round - (E3) Tennessee 73, (W6) LSU 62

1999 - Georgia Dome, Atlanta, Ga.

First Round - (E3) Florida 97, (W6) LSU 75

2000 - Georgia Dome, Atlanta, Ga.

Quarterfinals - (W1) LSU 71, (E4) Vanderbilt 60
 Semifinals - (W2) Arkansas 69, (W1) LSU 67

2001 - Gaylord Center, Nashville, Tenn.

First Round - (W6) LSU 63, (E3) Georgia 62
 Quarterfinals - (W2) Arkansas 77, (W6) LSU 72

2002 - Georgia Dome, Atlanta, Ga.

First Round - (W4) LSU 69, (E5) Vanderbilt 62
 Quarterfinals - (W4) LSU 78, (E3) Georgia 76
 Semifinals - (W2) Mississippi State 57, (W4) LSU 51

2003 - Louisiana Superdome, New Orleans, La.

First Round - (W3) LSU 85, (W6) Arkansas 56
 Quarterfinals - (W3) LSU 65, (E2) Florida 61
 Semifinals - (W1) Mississippi State 76, (W3) LSU 61

2004 - Georgia Dome, Atlanta, Ga.

Quarterfinals - (E3) South Carolina 85, (W2) LSU 64

2005 - Georgia Dome, Atlanta, Ga.

Quarterfinals - (W2) LSU 89, (W6) Auburn 58
 Semifinals - (E1) Kentucky 79, (W2) LSU 78 (ot)

2006 - Gaylord Center, Nashville, Tenn.

Quarterfinals - (W1) LSU 92, (E4) Vanderbilt 73
 Semifinals - (E2) Florida 81, (W1) LSU 65

2007 - Georgia Dome, Atlanta, Ga.

First Round -- (W6) LSU 76, (E3) Tennessee 67 (ot)
 Quarterfinals -- (W2) Ole Miss 80, (W6) LSU 60

2008 - Georgia Dome, Atlanta, Ga.

First Round -- (E5) South Carolina 77, (W4) LSU 73

2009 -- St. Pete Times Forum, Tampa, Fla.

Quarterfinals -- (W1) LSU 67, (E4) Kentucky 58
 Semifinals -- (W3) Mississippi State 67, (W1) LSU 57

2010 -- Bridgestone Arena, Nashville, Tenn.

First Round -- (E3) Tennessee 59, (W6) LSU 49



STANLEY ROBERTS
Field goal percentage co-leader



DARREL MITCHELL
Career three-point field goal leader (258)



EDDIE PALUBINKAS
15-15 from free throw line
(single-game best)

Individual Records

POINTS

Game:	69	by Pete Maravich vs. Alabama, 2-7-70
Season:	1,381	by Pete Maravich, 1969-70
Freshman:	965	by Chris Jackson, 1988-89
Sophomore:	1,138	by Pete Maravich, 1967-68
Junior:	1,148	by Pete Maravich, 1968-69
Senior:	1,381	by Pete Maravich, 1969-70
Career:	3,667	by Pete Maravich, 1967-70

SCORING AVERAGE

Season:	44.5	by Pete Maravich, 1969-70
Career:	44.2	by Pete Maravich, 1967-70

FIELD GOALS MADE

Game:	26	by Pete Maravich vs. Vanderbilt, 12-11-69 & vs. Alabama, 2-7-70
Season:	522	by Pete Maravich, 1969-70
Career:	1,387	by Pete Maravich, 1967-70

FIELD GOALS ATTEMPTED

Game:	57	by Pete Maravich vs. Vanderbilt, 1-29-69 & vs. Alabama, 2-7-70
Season:	1,168	by Pete Maravich, 1969-70
Career:	3,166	by Pete Maravich, 1967-70

FIELD GOAL PERCENTAGE

Game (Min. 10 Att.):	1.000	by Stanley Roberts, 10-10, vs. Loyola Marymount, 2-3-90
	1.000	by Durand Macklin, 12-12, vs. Mississippi State, 1-5-80
	1.000	by Bill Wilson, 10-10 vs. Georgia, 1964
Season (Min. 100 Att.):	.675	by Dave Ramsden, 112-166, 1968-69
Career (Min. 250 Att.):	.643	by Dave Ramsden, 164-255, 1966-69

THREE-POINT FIELD GOALS MADE

Game:	10	by Chris Jackson vs. Tennessee, 2-10-90
Season:	95	by Anthony Wilson, 1986-87
Career:	258	by Darrel Mitchell, 2003-06

THREE-POINT FIELD GOALS ATTEMPTED

Game:	20	by Chris Jackson vs. Ole Miss, 3-4-89 & vs. Tennessee, 2-10-90
Season:	246	by Chris Jackson, 1989-90
Career:	605	by Torris Bright, 2000-03

THREE-POINT FIELD GOAL PERCENTAGE

Game (Min. 5 Att.):	1.000	by Antonio Hudson, 6-6, vs. Louisiana-Lafayette, 11-21-04
	1.000	by Collis Temple, 5-5, vs. Nicholls State, 12-22-00
	1.000	by Torris Bright, 5-5, at Arizona, 12-20-00
	1.000	by Darrel Mitchell, 5-5, vs. Auburn, 2-26-03
Season (Min. 50 Att.):	.509	by Jamie Brandon, 27-53, 1992-93
Career (Min. 75 Att.):	.489	by Justin Anderson, 45-92, 1991-92
Career (Min. 100 Att.):	.438	by Jamie Brandon, 46-105, 1991-93

FREE THROWS MADE

Game:	30	by Pete Maravich vs. Oregon State, 12-22-69
Season:	337	by Pete Maravich, 1969-70
Career:	893	by Pete Maravich, 1967-70

FREE THROWS ATTEMPTED

Game:	31	by Pete Maravich vs. Oregon State, 12-22-69
Season:	337	by Pete Maravich, 1969-70
Career:	1,152	by Pete Maravich, 1967-70

CONSECUTIVE FREE THROWS MADE

Game:	21	by Pete Maravich vs. Oregon State, 12-22-69
Season:	35	by Chris Jackson, 1989-90
Two Seasons:	31	by Eddie Palubinkas, 1973-74

FREE THROW PERCENTAGE

Game (Min. 15 Att.):	1.000	by Eddie Palubinkas, 15-15, vs. Mississippi State, 3-1-73
Season (Min. 50 Att.):	.9095	by Chris Jackson, 191-210, 1989-90
Career (Min. 200 Att.):	.875	by Eddie Palubinkas, 259-295, 1972-74

REBOUNDS

Game:	32	by Durand Macklin, vs. Tulane, 11-26-76
Season:	474	by Al Sanders, 1969-70
Career:	1,276	by Durand Macklin, 1976-81

REBOUND AVERAGE

Season:	17.3	by Bob Pettit, 1953-54
Career:	14.8	by Bob Pettit, 1951-54

FOULS

Season:	125	by Al Sanders, 1969-70
Career:	407	by Greg Cook, 1976-77; 1978-81

ASSISTS

Game:	19	by Kenny Higgs, vs. Georgia, 1-17-77
Season:	239	by Kenny Higgs, 1976-77
Career:	645	by Kenny Higgs, 1974-78

ASSIST AVERAGE

Season:	8.9	by Kenny Higgs, 1976-77
Career:	6.1	by Kenny Higgs, 1974-78

GAMES

Season:	39	by Bernard Woodside, 1986-87
Career:	137	by Tasmin Mitchell, 2005-10

GAMES STARTED

Season:	38	by Anthony Wilson, 1986-87 & Derrick Taylor, Don Redden, 1985-86
Career:	136	by Tasmin Mitchell, 2005-10

STEALS

Game:	10	by Shawn Griggs vs. Tennessee, 2-23-91
Season:	93	by Darryl Joe, 1986-87
Career:	310	by Clarence Ceasar, 1991-95

STEAL AVERAGE

Season:	3.0	by Clarence Ceasar, 1993-94; 1994-95
Career:	2.8	by Clarence Ceasar, 1992-95

BLOCKED SHOTS

Game:	12	by Shaquille O'Neal, vs. Loyola Marymount, 2-3-90
Season:	157	by Shaquille O'Neal, 1991-92
Career:	412	by Shaquille O'Neal, 1989-92

BLOCK AVERAGE

Season:	5.2	by Shaquille O'Neal, 1991-92
Career:	4.6	by Shaquille O'Neal, 1989-92

MINUTES PLAYED

Season:	1,342	by Derrick Taylor, 1985-86
Career:	4,692	by Tasmin Mitchell, 2005-10

Team Records

POINTS

Game:	159	vs. Northern Arizona, 12-28-91 (LSU, 159-86)
Home Court:	159	vs. Northern Arizona, 12-28-91 (LSU, 159-86)
Road/Neutral:	124	vs. Texas, 1-2-90 (LSU 124-113)
1st half:	80	vs. Northern Arizona, 12-28-91 (LSU, 159-86)
2nd half:	79	vs. Northern Arizona, 12-28-91 (LSU, 159-86)
In a loss:	112	vs. Ole Miss, 3-4-89 (Ole Miss, 113-112-OT)
By Opponent:	141	by Loyola Marymount, 2-3-90 (LSU 148-141-OT)
Two Teams:	289	LSU (148), Loyola Marymount (141), 2-3-90
Season:	2,985	in 1969-70 (32 games)
Average:	93.3	in 1969-70 (2,985 in 32 games)
By Opponent:	2,861	in 1988-89 (32 games)

FIELD GOALS MADE

Game	61	vs. Loyola Marymount, 2-3-90
Two Teams:	113	LSU (61) vs. Loyola Marymount (52), 2-3-90
Season:	1,170	in 1985-86



TASMIN MITCHELL
Most career games started (136)



DERRICK TAYLOR
Most minutes played in a season (1,342)



CLARENCE CAESAR
Career leader in steals (310)



RANDY LIVINGSTON

Had 18 of LSU's school record
38 assists against George Mason in 1994.



SHAQUILLE O'NEAL

Had a triple-double with 10 of LSU's
16 blocks against Texas in 1990.

FIELD GOALS ATTEMPTED

Game:	114	vs. Louisiana College, 12-7-53
Season:	2,403	in 1969-70

FIELD GOAL PERCENTAGE

Game:	.714	vs. Clemson, 12-20-69 (50 of 70)
Season:	.520	in 1978-79 (964 of 1,854)

THREE-POINT FIELD GOALS MADE

Game:	17	at Tennessee, 3-01-03
Season:	215	in 2002-03

THREE-POINT FIELD GOALS ATTEMPTED

Game:	40	vs. South Carolina, 2-10-96
Season:	614	in 1995-96

THREE-POINT FIELD GOAL PERCENTAGE

Game:	1.000	vs. Arkansas State, 12-4-86 (3-3)
Season:	.401	in 1986-87 season (181-451)

FREE THROWS MADE

Game:	41	vs. Tulane, 12-22-79
Season:	667	in 1969-70

FREE THROWS ATTEMPTED

Game:	55	vs. Tulane, 12-22-79
Season:	944	in 1980-81

FREE THROW PERCENTAGE

Game:	1.000	vs. Tennessee, 3-11-83 (11-11)
Season:	.770	in 1988-89 (557-723)

REBOUNDS

Game:	80	vs. Montana State, 12-27-76
Season:	1,691	in 1969-70 (32 games)
Average:	52.8	in 1969-70 (1,691 in 32 games)

FOULS

Season:	747	in 1986-87
Fouled Out:	37	in 1952-53, 1973-74

ASSISTS

Game:	38	vs. George Mason, 12-3-94
Season:	616	in 1974-75
Average:	23.7	in 1974-75 (616 in 26 games)

BLOCKED SHOTS

Game:	16	vs. Texas, 1-2-90; 16 vs. Alcorn State, 11-20-08
Season:	225	in 1989-90
Average:	7.0	in 1989-90 (225 in 32 games)

STEALS

Game:	23	vs. Tennessee, 2-23-91
Season:	352	in 1986-87
Average:	10.5	in 1990-91 (316 in 30 games)

GAMES

Season:	39	in 1986-87
Most Wins:	31	in 1980-81
Most Losses:	23	in 1966-67
Win Streak:	26	in 1980-81

ATTENDANCE

Game (Paid):	68,112	Louisiana Superdome, Jan. 20, 1990 vs. Notre Dame
Game (Turnstile):	54,321	Louisiana Superdome, Jan. 28, 1989 vs. Georgetown
Game (PMAC):	15,694	vs. Ole Miss, 2-25-81
Game (PMAC-2006 reconfiguration):	13,839	vs. Xavier, 1-24-09
Season (Home):	314,369	in 1989-90 (19 games, one in Louisiana Superdome)
Season (PMAC):	246,257	in 1989-90 (18 games)
Season Average	13,708	in 1980-81 (15 games)

Individual Records

POINTS

LSU:	53	by Shaquille O'Neal, vs. Arkansas State, 12-18-90
	50	by Chris Jackson, vs. Tennessee, 2-11-99
	49	by Chris Jackson, vs. Florida, 3-1-89
	48	by Chris Jackson, vs. La Tech, 12-6-88
	45	by Chris Jackson, vs. Georgia, 1-24-90
Opp:	48	by Hank Gathers, Loyola Marymount, 2-3-90

FIELD GOALS MADE

LSU:	19	by Chris Jackson, vs. Florida, 3-1-89
	18	by Bill "Fig" Newton, vs. Georgetown, 1-6-72
	18	by Chris Jackson, vs. La. Tech, 12-6-88
	18	by Chris Jackson, vs. So. Miss, 11-19-89
	18	by Shaquille O'Neal, vs. Arkansas St., 12-18-90
	18	by Shaquille O'Neal, vs. N. Arizona, 12-28-91
Opp:	20	by Hank Gathers, Loyola Marymount, 2-3-90

FIELD GOAL PERCENTAGE (MINIMUM 10 ATTEMPTS)

LSU:	1.000	by Stanley Roberts, 10-10, Loyola Marymount, 2-3-90;
	1.000	by Durand Macklin, 12-12, vs. Mississippi State, 1-5-80
Opp:	.909	by Ronnie Williams, Florida, 10-11, 1-2-82;
		by Bob Guyette, Kentucky, 10-11, 1-5-74;

THREE POINT FIELD GOALS MADE

LSU:	10	by Chris Jackson, vs. Tennessee, 2-10-90
	8	by Maurice Carter, vs. Arkansas, 1-2-99
	8	by Ronnie Henderson, vs. Kentucky, 2-15-94
Opp:	9	by Anderson Hunt, UNLV, 1-28-90

THREE POINT FG PERCENTAGE (MINIMUM 5 ATTEMPTS)

LSU:	1.000	by Antonio Hudson, 6-6, vs. Louisiana-Lafayette, 11-21-04
	1.000	by Collis Temple, 5-5, vs. Nicholls State, 12-22-00
	1.000	by Darrel Mitchell, 5-5, vs. Auburn, 2-26-03
Opp:	1.000	by Sonny Weems, Arkansas, 5-5, 1-26-08

FREE THROWS MADE

LSU:	17	by Shaquille O'Neal, vs. Arkansas State, 12-18-90
Opp:	15	by Ernie Grunfeld, Tennessee, 1-15-77

FREE THROWS ATTEMPTED

LSU:	21	by Shaquille O'Neal, vs. Arkansas State, 12-18-90
Opp:	18	by Leon Douglas, Alabama, 2-17-75

FREE THROW PERCENTAGE

LSU:	1.000	by Eddie Palubinskas, 16-16, vs. Mississippi State, 3-1-73
Opp:	1.000	by Carlos Zuniga, Tulane, 10-10, 12-4-78;
	1.000	by Sidney Moncrief, Arkansas, 10-10, 12-29-77;
	1.000	by Joe Rogers, Villanova, 10-10, 12-28-76

REBOUNDS

LSU:	32	by Durand Macklin, vs. Tulane, 11-26-76
Opp:	23	by Larry Fry, Mississippi State, 1-16-75

ASSISTS

LSU:	19	by Kenny Higgs, vs. Georgia, 1-17-77
	18	by Randy Livingston, vs. George Mason, 12-3-94
	18	by Kenny Higgs, vs. Tennessee, 1-15-77
	17	by Kenny Higgs, vs. Miss. State, 2-16-76
	16	by Kenny Higgs, vs. Vanderbilt, 2-28-76
Opp:	15	by Eddie Johnson, Auburn, 1-3-76

BLOCKED SHOTS

LSU:	12	by Shaquille O'Neal, vs. Loyola Marymount, 2-3-90
Opp:	7	by Jarvis Varnado, Miss. State, 1-9-08

STEALS

LSU:	10	by Shawn Griggs, vs. Tennessee, 2-23-91
Opp:	9	by Mike Varos, Cal State Los Angeles, 12-8-89

Team Records

POINTS

LSU:	159	vs. Northern Arizona, 159-86, 12-28-91
	148	vs. Loyola Marymount, 148-141, 2-3-90
	128	vs. Tennessee Martin, 128-89, 12-20-88
	127	vs. George Mason, 127-104, 12-3-94
	123	vs. Nicholls State, 123-61, 12-30-91
Opp:	141	by Loyola Marymount, 148-141 (OT), 2-3-90
	129	by Kentucky, 97-129, 1-16-96
	127	by Illinois, 100-127, 12-22-88
	114	by Loyola Marymount, 122-114, 12-20-90
	113	by Tennessee, 119-113, 2-10-90

FIELD GOALS MADE

LSU:	61	vs. Loyola Marymount, 2-3-90; vs. Northern Arizona, 12-28-91
Opp:	53	by Illinois, 12-22-88

FIELD GOALS ATTEMPTED

LSU:	103	vs. Northern Arizona, 12-28-91
Opp:	116	by Loyola Marymount, 2-11-89

FIELD GOAL PERCENTAGE

LSU:	.703	vs. Centenary, 1-15-03
Opp:	.684	by Tulane, 3-12-82

FREE THROWS MADE

LSU:	41	vs. Tulane, 12-22-79
Opp:	31	by Tulane, 3-12-82

FREE THROWS ATTEMPTED

LSU:	55	vs. Tulane, 12-22-79
Opp:	42	by Tulane, 3-12-82; Georgia, 3-12-82

MOST THREE-POINT FIELD GOALS MADE

LSU:	16	vs. Auburn, 2-26-03
Opp:	18	vs. Ohio State, 1-15-05

FOULS

LSU:	39	vs. Ole Miss, 1-14-84
Opp:	42	by Tulane, 12-22-79

MARGIN OF VICTORY


LSU:	75	vs. Grambling State, 112-37, 11-20-99
	73	vs. Northern Arizona, 158-86, 12-28-91
	62	vs. Nicholls, 123-61, 12-30-91
	54	vs. Nicholls, 96-42, 11-17-06
	48	twice, last in 1997
Opp:	32	by Kentucky, 129-97, 1-16-96
	27	by Illinois, 127-100, 12-22-88
	26	by Kentucky, 81-55, 2-6-10
	26	by Ole Miss, 83-57, 2-18-98
	24	by Florida, 75-51, 1-21-87

POINTS IN ONE HALF

LSU:	80	vs. Northern Arizona, 1st half, 12-28-91
	79	vs. Northern Arizona, 2nd half, 12-28-91
	72	vs. Loyola Marymount, 1st half, 2-3-90
	70	vs. Tulane, 2nd half, 12-4-78
Opp:	86	by Kentucky, 1st half, 1-16-96
	76	by Loyola Marymount, 2nd half, 2-3-90
	66	by Illinois, 2nd half, 12-22-88
	61	by Illinois, 1st half, 12-22-88

MOST WINS

LSU:	19	in 2008-09 season
Opp:	7	in 1994-95; 1995-96; 2000-01, 09-10 season



Maurice Carter was the last player to hit eight treys in a game at the Maravich Center.

LONGEST OVERALL WINNING STREAK

1. 26 - Nov. 30, 1980 to Feb. 28, 1981
2. 19 - Dec. 29, 1952 to March 14, 1953
3. 18 - Feb. 14, 1920 to Feb. 11, 1921
4. 17 - Feb. 1917 to Feb. 6, 1918
5. 15 - Feb. 1921 to March 16, 1922

LONGEST SEC WINNING STREAK

1. 32 - Feb. 4, 1952 to March 6, 1954
2. 23 - Jan. 1, 1934 to Dec. 23, 1935
3. 17 - Jan. 3, 1981 to Feb. 25, 1981
4. 13 - Jan. 14, 2009 to Feb. 28, 2009
4. 13 - Feb. 16, 2005 to Feb. 1, 2006
6. 12 - Feb. 9, 1945 to Jan. 11, 1947

SEC HOME WINNING STREAK

1. 26 - Feb. 13, 1933 to Jan. 31, 1936
2. 20 - Jan. 14, 1952 to Feb. 22, 1954
3. 19 - March 3, 2004 to Jan. 17, 2007
4. 15 - Jan. 3, 1981 to Feb. 10, 1982
5. 12 - Jan. 14, 1984 to Jan. 26, 1985

SEC ROAD WINNING STREAK

1. 14 - Feb. 4, 1952 to March 6, 1954
1. 14 - Jan. 19, 1980 to Feb. 21, 1981
3. 10 - Feb. 19, 1942 to Feb. 20, 1943
4. 6 - Jan. 17, 2009 to Feb. 28, 2009
4. 6 -- Feb. 16, 2005 to Jan. 28, 2006
4. 6 - Jan. 11, 1946 to Jan. 11, 1947

CONSECUTIVE WINNING SEASONS

1. 11 - 1982-83 - 1992-93
2. 9 - 1913-14 - 1921-22
3. 6 - 2001-02 to 2006-07
3. 5 - 1976-77 - 1980-81
5. 4 - 1931-32 - 1934-35

CONSECUTIVE NON-LOSING SEASONS

1. 17 - 1976-77 - 1992-93
2. 12 - 1931-32 - 1942-43
3. 10 - 1913-14 - 1922-23

30-WIN SEASONS

- 1 - 1980-81

25-WIN SEASONS

- 6 - 1979-80, 1980-81, 1985-86, 1999-2000, 2005-06, 2008-09

20-WIN SEASONS

- 19 - last in 2008-09

RECORD IN SEASON OPENERS

Overall - 83-19 (.814)
SEC Opener - 42-35 (.5545)

MOST VICTORIES - TWO YEAR PERIOD

1. 57 - 1980-1981
2. 50 - 1986-1987
3. 49 - 1979-1980
4. 47 - 2005-2006
5. 45 - 1985-1986

MOST VICTORIES - THREE YEAR PERIOD

1. 80 - 1979-1981
2. 71 - 1980-1982
3. 69 - 1985-1987
4. 68 - 1986-1988
5. 67 - 1978-1980

MOST VICTORIES - FOUR YEAR PERIOD

1. 98 - 1978-1981
2. 94 - 1979-1982
3. 90 - 1980-1983
4. 87 - 1984-1987
5. 86 - three times

MOST LSU POINTS FIRST HALF

1. 80 vs. Northern Arizona 12/28/91
2. 70 vs. George Mason 12/3/94
3. 72 vs. Loyola-Marymount 2/3/90
4. 69 vs. Tennessee 1/9/78
5. 65 vs. Vanderbilt 2/18/79
5. 65 vs. Tennessee-Martin 12/20/88
7. 63 vs. Texas 1/2/90
8. 61 vs. Nicholls State 12/30/91
8. 61 vs. Illinois-Chicago 12/30/87
8. 61 vs. Cleveland State 12/18/82

MOST LSU POINTS SECOND HALF

1. 79 vs. Northern Arizona 12/29/91
2. 70 vs. Tulane 10/4/78
3. 68 vs. Tulane 12/6/80
4. 65 vs. Loyola-Marymount 12/20/90
4. 65 vs. Nicholls 12/29/90
4. 65 vs. Georgia State 12/28/94
7. 64 vs. Troy 12/6/94
8. 63 vs. Tennessee-Martin 12/20/88
9. 62 vs. Arkansas State 12/18/90
9. 62 vs. Nicholls 12/30/91

MOST OPPONENT POINTS FIRST HALF

1. 86 by Kentucky 1/16/96
2. 63 by Kentucky 3/4/95
3. 61 by Illinois 12/22/88



Ronnie Henderson

MOST OPPONENT POINTS SECOND HALF

1. 76 by Loyola-Marymount 2/3/90
2. 67 by Kentucky 2/15/94
2. 67 by Vanderbilt 2/6/88
4. 66 by Illinois 12/22/88
5. 64 by Kentucky 3/4/95
5. 64 by Texas 2/2/90
5. 64 by Florida 12/10/88
8. 63 by Southern 11/29/95
8. 63 by Vanderbilt 2/18/90
8. 62 by Mississippi State 2/4/89

FEWEST LSU POINTS FIRST HALF

1. 10 vs. Ole Miss 3/3/04
2. 13 vs. Ole Miss 2/28/96
3. 14 vs. Kentucky 2/6/10
3. 14 vs. Wisconsin 3/23/00
5. 15 vs. Mississippi State 1/30/10
5. 15 vs. Ole Miss 2/7/01
5. 15 vs. Mississippi State 1/17/04
5. 15 vs. Mississippi State 2/11/98
9. 16 vs. Tennessee 2/4/10
9. 16 vs. Kentucky 1/31/85
9. 16 vs. Kentucky 1/5/83



PMAC Miscellaneous Numbers

- First Game: Vanderbilt 80, LSU 73 (Jan. 3, 1972)
- First Win: LSU 90, Georgetown 71 (Jan. 6, 1972)
- 10th Win: LSU 67, Florida 54 (Jan. 22, 1973)
- 50th Win: LSU 77, Auburn 73 (Jan. 29, 1977)
- 100th Win: LSU 92, Florida 75 (Jan. 31, 1981)
- 150th Win: LSU 67, Kentucky 61 (March 2, 1985)
- 200th Win: LSU 111, Tennessee 94 (Jan. 8, 1990)
- 250th Win: LSU 76, Alabama 68 (Feb. 23, 1993)
- 300th Win: LSU 72, Jackson State 53 (Dec. 12, 1998)
- 350th Win: LSU 75, Prairie View 49 (Dec. 17, 2002)
- 400th Win: LSU 55, Ole Miss 52 (March 4, 2006)
- 450th Win: LSU 65, Rice 61 (Dec. 19, 2009)

Record in Assembly Center: 453-154 (.746)
SEC Record in Assembly Center: 213-121 (.638)
Non-Conference Record in Assembly Center: 240-33 (.879)
Largest Single-Game Crowd: 15,694 vs. Ole Miss, 2-25-81
Single-Season Attendance: 246,257 (18 games) 1989-90 (13,681 avg.)
Single-Season Average: 13,708, 1980-81
Maravich Center Totals: 6,297,277 (607 games)
39 seasons (10,374 avg.)

FEWEST LSU POINTS SECOND HALF

1.	13	vs. Alabama	1/27/10
2.	18	vs. Arizona State	11/27/09
2.	18	vs. Ole Miss	2/7/01
2.	18	vs. Mississippi State	1/30/88
5.	19	vs. Mississippi State	1/16/99
6.	20	vs. Mississippi State	1/9/08
6.	20	vs. Ole Miss	3/4/82
8.	21	vs. Utah	1/3/05
8.	21	vs. UCLA	4/1/06
8.	21	vs. Tennessee	2/9/08

FEWEST OPPONENT POINTS FIRST HALF

1.	9	by North Carolina	12/4/82
2.	12	by Nicholls	11/22/02
3.	14	by Alabama	1/20/88
4.	15	by Grambling	12/13/08
5.	16	by Delaware	12/3/03
5.	16	by Vanderbilt	1/6/88
5.	16	by Mississippi State	2/6/82
8.	17	by ULM	11/20/00
8.	17	by McNeese	11/18/98
8.	17	by Tennessee	2/4/95
8.	17	by UTEP	12/22/82

FEWEST OPPONENT POINTS SECOND HALF

1.	10	by Nicholls	12/30/01
2.	11	by Grambling	11/20/99
3.	12	by Nicholls	11/22/03
4.	17	by Wright State	12/27/06
4.	17	by Southeastern Louisiana	11/22/99
4.	17	by Mississippi State	2/25/87
7.	18	by South Carolina	1/30/93
8.	19	by Auburn	2/13/80
9.	20	by Arkansas	2/7/04

MOST LSU OVERTIME POINTS

1.	33	vs. Ohio St. (2 ot; 13-20)	1/15/05
2.	26	vs. Georgia (2 ot; 10-16)	3/7/87
3.	25	vs. Miss. St. (2 ot; 10-15)	2/11/09
3.	25	vs. Purdue (2 ot; 4-21)	3/13/86
5.	23	vs. Mississippi State	1/4/90
6.	22	vs. Florida	2/10/79
7.	19	vs. Louisiana Tech	12/6/88
8.	18	vs. Mississippi State	1/13/93
9.	17	vs. Ole Miss	2/4/87
10.	16	vs. Ole Miss	1/9/88

FEWEST LSU OVERTIME POINTS

1.	0	vs. Kentucky	2/24/80
1.	0	vs. Alabama	2/17/84
3.	2	vs. Georgia	2/4/84
4.	4	vs. Alabama	2/5/77
4.	4	vs. UNLV	11/28/81
6.	6	vs. Arizona State	11/21/07
6.	6	vs. Mississippi State	2/13/02
6.	6	vs. UGA (2 ot; 2-4)	1/12/80
6.	6	vs. Ole Miss	1/20/79

MOST OPPONENT OVERTIME POINTS

1.	25	by Georgia (2 ot; 10-15)	3/7/87
2.	22	by Miss. St. (2 ot; 10-12)	2/11/09
3.	21	by Louisiana Tech	12/6/88
3.	21	by Ohio State (2 ot; 13-8)	11/15/05
5.	19	by Florida	2/13/01
5.	19	by Arkansas	3/4/92
7.	16	by Alabama	2/10/99
7.	16	by Florida	2/10/79
9.	15	by Arkansas	3/2/94
9.	15	by UNO	3/16/83

FEWEST OPPONENT OVERTIME POINTS

1.	1	by Georgia	2/4/84
2.	2	by Alabama	2/17/84
2.	2	by Kentucky	2/24/80
4.	3	by Tennessee	3/8/07
4.	3	by Mississippi State	2/3/02
6.	5	by Arkansas	1/19/05
6.	5	by Tennessee	2/6/84
6.	5	by Ole Miss	1/20/79
9.	6	by West Virginia	11/26/05
10.	7	four times	

Top LSU Scoring Tandems

Name	Name	Year	Total	
1.	Pete Maravich (44.5)	Danny Hester (16.1)	1970	60.6
2.	Pete Maravich (43.8)	Rich Hickman (13.2)	1967	54.5
3.	Pete Maravich (44.2)	Dave Ramsden (10.3)	1968	54.5
4.	Chris Jackson (30.2)	Ricky Blanton (20.3)	1989	50.5
5.	Bob Pettit (25.5)	Joe Dean (18.3)	1952	43.8
6.	Shaquille O'Neal (27.6)	Vernel Singleton (15.2)	1991	42.8
7.	Chris Jackson (27.8)	Stanley Roberts (14.1)	1990	41.9
8.	Bob Pettit (31.4)	Norman Magee (10.0)	1954	41.4
9.	Glenn Hansen (21.7)	Kenny Higgs (18.1)	1975	39.8
10.	Al Sanders (20.9)	Bill Newton (18.8)	1971	39.7
11.	Roger Sigler (25.1)	Dom Merle (13.6)	1956	38.7
12.	Shaquille O'Neal (24.1)	Vernel Singleton (14.3)	1992	38.4
13.	Bob Pettit (24.7)	Norman Magee (13.2)	1953	37.9
14.	Glenn Hansen (19.4)	Ed Palubinskas (18.4)	1974	37.8
15.	Marcus Thornton (21.1)	Tasmin Mitchell (16.3)	2009	37.4
16.	Bill Newton (18.9)	Al Sanders (18.3)	1972	37.2
17.	DeWayne Scales (19.4)	Al Green (17.7)	1979	37.1
18.	Ronnie Henderson (23.3)	Clarence Caesar (12.6)	1995	38.4
19.	Glen Davis (18.6)	Darrel Mitchell (16.8)	2006	35.4
20.	Marcus Thornton (19.6)	Anthony Randolph (15.6)	2008	35.2

Fastest LSU Players to 1,000 Career Points

Name	Class	Yrs.	Game No.	
1.	Pete Maravich	So.	1	23
2.	Chris Jackson	So.	2	33
3.	Bob Pettit	So.	2	40
4.	Glenn Hansen	Sr.	2	49
5.	Kenny Higgs	So.	2	50
6.	Ronnie Henderson	So.	2	51
T7.	Shaquille O'Neal	So.	2	52
T7.	Roger Sigler	Sr.	3	52
T7.	Marcus Thornton	Sr.	2	52
T10.	Rudy Macklin	Jr.	3	58
T10.	Dick Maile	Sr.	3	58
12.	Dewayne Scales	Jr.	3	61
13.	Glen Davis	So.	2	62
T14.	Al Sanders	Sr.	3	63
T14.	John Williams	So.	2	63
16.	Bill Newton	Sr.	3	67
17.	Joe Dean	Sr.	3	70
18.	Howard Carter	Jr.	3	74
19.	Ronald Dupree	Jr.	3	77
T20.	Tasmin Mitchell	Jr.	3	79
T20.	Derrick Taylor	Jr.	3	79



SCORING

1. Pete Maravich	1967-70	3667
2. Rudy Macklin	1976-81	2080
3. Tasmin Mitchell	2005-10	1989
4. Howard Carter	1979-83	1942
5. Shaquille O'Neal	1989-92	1941
6. Bob Pettit	1951-54	1916
7. Kenny Higgs	1974-78	1896
8. Chris Jackson	1988-90	1854
9. Ronald Dupree	1909-03	1726
10. Derrick Taylor	1981-82; 83-86	1590

SCORING AVERAGE

1. Pete Maravich	1967-70	44.2
2. Chris Jackson	1988-90	29.0
3. Bob Pettit	1951-54	27.4
4. Shaquille O'Neal	1989-92	21.6
5. Glenn Hansen	1973-75	20.5
6. Marcus Thornton	2007-09	20.4
7. Ronnie Henderson	1993-96	20.3
8. Roger Sigler	1954-57	19.1
9. Eddie Palubinskas	1972-74	18.5
10. Kenny Higgs	1974-78	17.9

FIELD GOALS MADE

1. Pete Maravich	1967-70	1387
2. Rudy Macklin	1976-81	852
3. Howard Carter	1979-83	806
4. Shaquille O'Neal	1989-92	786
5. Tasmin Mitchell	2006-10	762
6. Bob Pettit	1951-54	721
7. Kenny Higgs	1974-78	687
8. Ronald Dupree	2000-03	665
9. Chris Jackson	1989-90	664
10. Leonard Mitchell	1980-84	630

3-POINT FG MADE

1. Darrel Mitchell	2002-06	258
2. Torris Bright	2000-03	237
3. Ronnie Henderson	1993-96	189
4. Clarence Ceasar	1991-95	175
5. Antonio Hudson	2001-05	174
6. Chris Jackson	1988-90	172
7. Collis Temple III	2000-03	171
8. Marcus Thornton	2007-09	168
9. Maurice Carter	1995-99	157
10. Bo Spencer	2007-10	141

FIELD GOAL PCT. (MIN. 250 ATT.)

1. Dave Ramsden	1967-69	.643
2. Shaquille O'Neal	1989-92	.610
3. Tyrus Thomas	2005-06	.608
4. Rudy Macklin	1976-81	.595
5. Al Sanders	1969-72	.585
6. Stanley Roberts	1989-90	.576
7. Jaime Lloreda	2002-04	.571
8. Stromile Swift	1998-00	.560
8. Vernel Singleton	1988-92	.560
10. Floyd Bailey	1974-78	.557

ASSISTS

1. Kenny Higgs	1974-78	645
2. Ethan Martin	1977-81	638
3. Torris Bright	2000-03	544
4. Garrett Temple	2005-09	482
5. Pete Maravich	1967-70	425
6. Derrick Taylor	1981-82; 83-86	401
7. Darrel Mitchell	2002-06	367
8. Ricky Blanton	1984-86; 87-89	314
9. Mike Darnall	1972-75	299
10. Tasmin Mitchell	2005-10	291

FREE THROWS MADE

1. Pete Maravich	1967-70	893
2. Kenny Higgs	1974-78	522
3. Bob Pettit	1951-54	474
4. Vernel Singleton	1988-92	432
5. Glen Davis	2004-07	429
6. Ethan Martin	1977-81	390
7. Rudy Macklin	1976-81	376
8. Roger Sigler	1954-57	372
9. Shaquille O'Neal	1989-92	369
10. Derrick Taylor	1981-82; 83-86	364

FREE THROW PCT. (MIN. 200 ATT.)

1. Eddie Palubinskas	1972-74	.875
2. Chris Jackson	1988-90	.863
3. Don Redden	1982-86	.840
4. Kenny Drost	1964-67	.839
5. Bo Spencer	2007-10	.828
6. Harry Heroman	1963-66	.816
7. Derrick Taylor	1981-82; 83-86	.801
8. George Nattin	1959-62	.792
9. Howard Carter	1979-83	.789
10. Garrett Temple	2005-09	.783

3-POINT FG PCT. (MIN. 75 ATT.)

1. Justin Anderson	1991-92	.489
2. Jamie Brandon	1991-93	.438
3. Anthony Wilson	1986-87	.421
4. Ricky Blanton	1987-89	.411
5. Mike Hansen	1990-93	.397
6. Darrel Mitchell	2002-06	.396
7. Torris Bright	1999-03	.392
8. Landers Nolley	1994-96	.383
9. Marcus Thornton	2007-09	.382
10. Brian Beshara	1998-01	.372
10. Chris Jackson	1988-90	.372

REBOUNDS

1. Rudy Macklin	1976-81	1276
2. Shaquille O'Neal	1989-92	1217
3. Al Sanders	1969-72	1168
4. Bob Pettit	1951-54	1039
5. Ned Clark	1951-55	998
6. Tasmin Mitchell	2005-10	950
7. Leonard Mitchell	1980-84	922
8. Glen Davis	2004-07	916
9. Ronald Dupree	2000-03	907
10. Lionel Green	1975-79	809

REBOUNDING AVERAGE

1. Bob Pettit	1951-54	14.8
2. Al Sanders	1969-72	14.1
3. Shaquille O'Neal	1989-92	13.5
4. Ned Clark	1951-55	11.8
5. Rudy Macklin	1976-81	10.4
5. Dick Maile	1962-65	10.4
7. Roger Sigler	1953-56	10.3
8. Maury Drummond	1960-63	10.2
9. Jaime Lloreda	2002-04	10.1
10. Danny Hester	1968-70	10.0

BLOCKED SHOTS

1. Shaquille O'Neal	1989-92	412
2. Chris Johnson	2005-09	176
3. Stromile Swift	1998-00	130
4. Garrett Temple	2005-09	113
5. Glen Davis	2004-07	110
6. Brandon Bass	2003-05	104
7. Jose Vargas	1984-88	100
8. Tyrus Thomas	2005-06	99
9. Lionel Green	1975-79	94
10. Jaime Lloreda	2002-04	89



Kenny Higgs has a school best 645 assists.

STEALS

1. Clarence Ceasar	1991-95	310
2. Ethan Martin	1977-81	279
3. Torris Bright	2000-03	246
4. Darrel Mitchell	2002-06	219
5. Derrick Taylor	1981-82; 83-86	207
6. Jerry Reynolds	1982-85	194
7. Garrett Temple	2005-09	191
8. Tasmin Mitchell	2005-10	190
9. Darryl Joe	1986-88	169
10. Jermaine Williams	1998-02	154

MINUTES PLAYED

1. Tasmin Mitchell	2005-10	4692
2. Garrett Temple	2005-09	4432
3. Howard Carter	1979-83	4276
4. Torris Bright	2000-03	4250
5. Rudy Macklin	1976-81	3965
6. Darrel Mitchell	2002-06	3891
7. Derrick Taylor	1981-82; 83-86	3835
8. Leonard Mitchell	1980-84	3832
9. Ronald Dupree	2000-03	3710
10. Ethan Martin	1977-81	3596

SCORING

1. Pete Maravich	1969-70	1381
2. Pete Maravich	1968-69	1148
3. Pete Maravich	1967-68	1138
4. Chris Jackson	1988-89	965
5. Chris Jackson	1989-90	889
6. Bob Pettit	1953-54	785
7. Shaquille O'Neal	1990-91	774
8. Marcus Thornton	2008-09	739
9. Shaquille O'Neal	1991-92	722
10. Glen Davis	2005-06	669

SCORING AVERAGE

1. Pete Maravich	1969-70	44.5
2. Pete Maravich	1968-69	44.2
3. Pete Maravich	1967-68	43.8
4. Bob Pettit	1953-54	31.4
5. Chris Jackson	1988-89	30.2
6. Chris Jackson	1989-90	27.8
7. Shaquille O'Neal	1990-91	27.6
8. Bob Pettit	1951-52	25.5
9. Roger Sigler	1955-56	25.1
10. Bob Pettit	1952-53	24.7

FIELD GOALS MADE

1. Pete Maravich	1969-70	522
2. Pete Maravich	1968-69	433
3. Pete Maravich	1967-68	432
4. Chris Jackson	1988-89	359
5. Shaquille O'Neal	1990-91	312
6. Chris Jackson	1989-90	305
7. Shaquille O'Neal	1991-92	294
8. Bob Pettit	1953-54	281
9. John Williams	1985-86	269
10. Marcus Thornton	2008-09	256

3-POINT FG MADE

1. Anthony Wilson	1986-87	95
2. Marcus Thornton	2007-08	90
3. Chris Jackson	1989-90	88
4. Chris Jackson	1988-89	84
5. Darrel Mitchell	2005-06	82
6. Marcus Thornton	2008-09	78
7. Torris Bright	2001-02	76
8. Ronnie Henderson	1993-94	72
9. Maurice Carter	1998-99	71
10. Ronnie Henderson	1994-95	68

FIELD GOAL PCT. (MIN. 100 ATT.)

1. David Ramsden	1968-69	.6747
2. Ralph Jukkola	1967-68	.6377
3. Shaquille O'Neal	1990-91	.6278
4. Rudy Macklin	1980-81	.6246
5. Rudy Macklin	1977-78	.6217
6. Shaquille O'Neal	1991-92	.6151
7. Stromile Swift	1999-00	.6080
7. Tyrus Thomas	2005-06	.6080
9. Rudy Macklin	1979-80	.6057
10. Al Sanders	1971-72	.5958

ASSISTS

1. Kenny Higgs	1976-77	239
2. T.J. Pugh	1990-91	196
3. Pete Maravich	1969-70	192
4. Ethan Martin	1980-81	190
5. Ethan Martin	1979-80	174
6. Kenny Higgs	1975-76	173
7. Darrel Mitchell	2005-06	160
8. Randy Livingston	1994-95	151
9. Torris Bright	2002-03	150
9. Ethan Martin	1978-79	150

ASSISTS AVERAGE

1. Randy Livingston	1994-95	9.4
2. Kenny Higgs	1976-77	8.8
3. Kenny Higgs	1975-76	6.6
3. Mike Darnell	1974-75	6.6
5. T. J. Pugh	1990-91	6.5
6. Pete Maravich	1969-70	6.1
7. Ethan Martin	1980-81	5.5
8. Ethan Martin	1979-80	5.4
9. Ethan Martin	1978-79	5.3
10. Tommy Hess	1971-72	5.0
10. Tommy Hess	1970-71	5.0

FREE THROWS MADE

1. Pete Maravich	1969-70	337
2. Pete Maravich	1968-69	282
3. Pete Maravich	1967-68	274
4. Bob Pettit	1953-54	223
5. Chris Jackson	1989-90	191
6. Glen Davis	2005-06	163
6. Chris Jackson	1988-89	163
6. Kenny Higgs	1976-77	163
9. Roger Sigler	1955-56	151
10. Shaquille O'Neal	1990-91	150

FREE THROW PCT. (MIN. 50 ATT.)

1. Chris Jackson	1989-90	.9095
2. Kenny Drost	1965-66	.9024
3. Eddie Palubinskas	1972-73	.8954
4. Derrick Taylor	1985-86	.8804
5. Anthony Wilson	1985-86	.8800
6. Don Redden	1984-85	.8732
7. Jordy Hultberg	1976-77	.8667
8. Harry Heroman	1965-66	.8627
9. Bob Miller	1976-77	.8621
10. Jermaine Williams	2001-02	.8537

3-POINT FG PCT. (MIN. 50 ATT.)

1. Jamie Brandon	1992-93	.509
2. Justin Anderson	1991-92	.489
3. Fess Irvin	1986-87	.463
4. Mike Hanson	1992-93	.452
5. Brian Beshara	1998-99	.431
6. Darrel Mitchell	2002-03	.424
7. Landers Nolley	1994-95	.421
7. Anthony Wilson	1986-87	.421
9. Darrel Mitchell	2003-04	.419
10. Maurice Carter	1998-99	.415

REBOUNDS

1. Al Sanders	1969-70	474
2. Bob Pettit	1953-54	432
3. Shaquille O'Neal	1991-92	421
4. Shaquille O'Neal	1990-91	411
5. Shaquille O'Neal	1989-90	385
6. Ned Clark	1954-55	380
7. Al Sanders	1970-71	369
8. Rudy Macklin	1980-81	351
9. Glen Davis	2005-06	350
10. Danny Hester	1969-70	345

REBOUNDING AVERAGE

1. Bob Pettit	1953-54	17.3
2. Ned Clark	1954-55	15.8
3. Al Sanders	1970-71	14.8
4. Al Sanders	1969-70	14.8
5. Shaquille O'Neal	1990-91	14.7
6. Shaquille O'Neal	1991-92	14.0
7. Bob Pettit	1952-53	13.9
8. Roger Sigler	1954-55	13.8
9. Bob Pettit	1951-52	13.1
10. Maury Drummond	1960-61	12.5

BLOCKED SHOTS

1. Shaquille O'Neal	1991-92	157
2. Shaquille O'Neal	1990-91	140
3. Shaquille O'Neal	1989-90	115
4. Tyrus Thomas	2005-06	99
5. Stromile Swift	1999-00	95
5. Chris Johnson	2008-09	95
7. Anthony Randolph	2007-08	70
8. Chris Johnson	2007-08	66
9. Jaime Lloreda	2002-03	61
9. Lionel Green	1978-79	61

BLOCK SHOT AVERAGE

1. Shaquille O'Neal	1991-92	5.2
2. Shaquille O'Neal	1990-91	5.0
3. Shaquille O'Neal	1989-90	3.6
4. Tyrus Thomas	2005-06	3.1
5. Stromile Swift	1999-00	2.8
6. Chris Johnson	2008-09	2.7
7. Chris Johnson	2007-08	2.6
8. Anthony Randolph	2007-08	2.3
9. Stromile Swift	1998-99	2.2
10. Lionel Green	1979-80	2.1

STEALS

1. Darryl Joe	1986-87	93
2. Clarence Ceasar	1991-92	90
3. Derrick Taylor	1985-86	86
4. Ethan Martin	1980-81	83
5. Shawn Griggs	1990-91	81
5. Jerry Reynolds	1983-84	81
7. Darryl Joe	1987-88	80
7. Clarence Ceasar	1993-94	80
9. Jermaine Williams	2001-02	76
10. Clarence Ceasar	1992-93	74

STEALS AVERAGE

1. Clarence Ceasar	1994-95	3.0
2. Clarence Ceasar	1993-94	2.96
3. Clarence Ceasar	1991-92	2.90
4. Shawn Griggs	1990-91	2.8
4. Jerry Reynolds	1983-84	2.8
6. Darryl Joe	1987-88	2.7
7. Darryl Joe	1986-87	2.5
8. Ethan Martin	1980-81	2.4
9. Clarence Ceasar	1992-93	2.3
10. Ethan Martin	1979-80	2.28

MINUTES PLAYED

1. Derrick Taylor	1985-86	1342
2. Anthony Wilson	1986-87	1338
3. Darrel Mitchell	2005-06	1322
4. John Williams	1985-86	1277
5. Tasmin Mitchell	2005-06	1240
6. Ricky Blanton	1988-89	1231
7. Nikita Wilson	1986-87	1219
8. Howard Carter	1980-81	1209
9. Garrett Temple	2005-06	1207
10. Ronald Dupree	2001-02	1203

SCORING

1.	Pete Maravich vs. Alabama	Feb. 7, 1970	69
2.	Pete Maravich vs. Tulane	Feb. 10, 1969	66
3.	Pete Maravich vs. Kentucky	Feb. 21, 1970	64
4.	Pete Maravich vs. Vanderbilt	Dec. 11, 1969	61
5.	Bob Pettit vs. Louisiana College	Dec. 7, 1953	60
6.	Pete Maravich vs. Alabama	Feb. 17, 1968	59
7.	Pete Maravich vs. Georgia	March 8, 1969	58
7.	Pete Maravich vs. Mississippi State	Dec. 22, 1967	58
9.	Bob Pettit vs. Georgia	Jan. 9, 1954	57
10.	(tie) Pete Maravich (6 times), Chris Jackson (1)		55

FIELD GOALS MADE

1.	Pete Maravich vs. Alabama	Feb. 7, 1970	26
1.	Pete Maravich vs. Vanderbilt	Dec. 11, 1969	26
3.	Pete Maravich vs. Tulane	Feb. 10, 1969	25
4.	Pete Maravich vs. Alabama	Feb. 17, 1968	24
5.	Pete Maravich vs. Kentucky	Feb. 21, 1970	23
5.	Bob Pettit vs. Georgia	Jan. 9, 1954	23

FIELD GOALS ATTEMPTED

1.	Pete Maravich vs. Alabama	Feb. 7, 1970	57
1.	Pete Maravich vs. Vanderbilt	Jan. 29, 1969	57
3.	Pete Maravich vs. Vanderbilt	Dec. 11, 1969	54
4.	Pete Maravich vs. Kentucky	Feb. 22, 1969	53
5.	Pete Maravich vs. Alabama	Feb. 17, 1968	52

FIELD GOAL PERCENTAGE (MIN. 10 ATTEMPTS)

1.	Durand Macklin vs. Mississippi State (12-12)	Jan. 5, 1980	1.000
1.	Stanley Roberts vs. Loyola Marymount (10-10)	Feb. 3, 1990	1.000
1.	Bill Wilson vs. Georgia (10-10)	Jan. 4, 1964	1.000
4.	Brandon Bass vs. Louisiana-Lafayette (11-12)	Nov. 21, 2004	.917
5.	Nikita Wilson vs. Montana State (11-12)	Nov. 22, 1985	.916
5.	Durand Macklin vs. Ole Miss (11-12)	Jan. 28, 1977	.916
5.	Ray Lewis vs. Alabama (11-12)	Feb. 20, 1962	.916

3-POINT FIELD GOALS MADE

1.	Chris Jackson vs. Tennessee	Feb. 10, 1990	10
2.	Chris Jackson at Ole Miss	March 4, 1989	9
3.	Marcus Thornton at Auburn	Jan. 30, 2008	8
3.	Maurice Carter vs. Arkansas	Jan. 2, 1999	8
3.	Ronnie Henderson vs. Kentucky	Feb. 15, 1994	8
6.	Maurice Carter vs. Texas	Dec. 19, 1998	7
6.	Ronnie Henderson vs. Maryland-Baltimore County	Dec. 30, 1994	7
6.	Mike Hansen vs. Tennessee	Jan. 22, 1991	7
6.	Chris Jackson vs. Vanderbilt	Feb. 18, 1990	7
6.	Chris Jackson vs. Kentucky	Feb. 15, 1990	7
6.	Chris Jackson vs. Mississippi State	Jan. 4, 1990	7

3-POINT FIELD GOAL ATTEMPTS

1.	Chris Jackson vs. Tennessee	Feb. 10, 1990	20
1.	Chris Jackson at Ole Miss	March 4, 1989	20
3.	Chris Jackson vs. Kentucky	Feb. 15, 1990	17
4.	Marcus Thornton vs. Auburn	Jan. 16, 2008	16
5.	Marcus Thornton at Auburn	Jan. 30, 2008	15
5.	Maurice Carter vs. Arkansas	Jan. 2, 1999	15
5.	Ronnie Henderson vs. Alabama	Feb. 11, 1995	15
8.	Gene Nabors vs. Auburn	Jan. 21, 1996	14
8.	Ronnie Henderson vs. UCLA	Dec. 18, 1993	14

3-POINT FIELD GOAL PERCENTAGE (MINIMUM 5 ATTEMPTS)

1.	Collis Temple III vs. Nicholls State (5-5)	Dec. 22, 2000	1.000
1.	Torris Bright vs. Arizona (5-5)	Dec. 20, 2000	1.000
1.	Darrel Mitchell vs. Auburn (5-5)	Feb. 26, 2003	1.000
1.	Antonio Hudson vs. Louisiana-Lafayette (6-6)	Nov. 21, 2004	1.000
5.	Collis Temple III vs. Vanderbilt (6-7)	March 10, 2000	.857
6.	Bo Spencer vs. Arkansas (5-6)	Jan. 31, 2009	.833
6.	Torris Bright vs. Centenary (5-6)	Dec. 21, 1999	.833
6.	Ronnie Henderson vs. Texas (5-6)	Nov. 26, 1994	.833
6.	Anthony Wilson vs. Georgia (5-6)	March 7, 1987	.833
6.	Terry Martin vs. Louisiana Tech (5-6)	Dec. 23, 2006	.833
6.	Tasmin Mitchell vs. Louisiana-Monroe (5-6)	Nov. 19, 2006	.833
12.	12 times by 8 players		.800

FREE THROWS MADE

1.	Pete Maravich vs. Oregon State	Dec. 22, 1969	30
2.	Pete Maravich vs. Florida	Feb. 12, 1969	22
3.	Kenny Higgs vs. Mississippi State	Jan. 2, 1978	18
4.	Shaquille O'Neal vs. Arkansas State	Dec. 18, 1990	17
5.	Chris Jackson vs. Florida	Dec. 10, 1988	16
5.	Eddie Palubinskas vs. Mississippi State	March 1, 1973	16
5.	Bob Pettit vs. Louisiana College	Dec. 1, 1954	16



Rudy Macklin

FREE THROW ATTEMPTS

1.	Pete Maravich vs. Oregon State	Dec. 22, 1969	31
2.	Pete Maravich vs. Florida	Feb. 12, 1969	27
3.	Shaquille O'Neal vs. Arkansas State	Dec. 18, 1990	21
4.	Kenny Higgs vs. Mississippi State	Jan. 2, 1978	20
5.	Tasmin Mitchell, at Mississippi State	Feb. 11, 2009	18
5.	Jerry Reynolds vs. Tennessee	Feb. 6, 1984	18
5.	Glen Davis, vs. Louisiana Tech	Dec. 23, 2006	18

FREE THROW PERCENTAGE (MINIMUM 15 ATTEMPTS)

1.	Eddie Palubinskas vs. Mississippi State (16-16)	March 1, 1973	1.000
2.	Pete Maravich vs. Oregon State (30-31)	Dec. 22, 1969	.968
3.	Chris Jackson vs. Florida (16-17)	Dec. 10, 1988	.941
4.	Anthony Wilson vs. Georgia (14-15)	March 7, 1987	.933
5.	Brandon Bass vs. Northwestern State (10-11)	Dec. 11, 2004	.909
6.	Chris Jackson vs. Tennessee (13-15)	Feb. 10, 1989	.866
6.	Ricky Blanton vs. Ole Miss (13-15)	Feb. 10, 1988	.866

REBOUNDS

1.	Durand Macklin vs. Tulane	Nov. 26, 1976	32
2.	Al Sanders vs. Mississippi State	Feb. 7, 1972	26
2.	Al Sanders vs. Mississippi State	Feb. 1, 1971	26
4.	Danny Hester vs. Ole Miss	Jan. 31, 1970	25
4.	Al Sanders vs. Florida	Dec. 18, 1970	25
4.	Bob Pettit vs. Holy Cross	Dec. 29, 1953	25

ASSISTS

1.	Kenny Higgs vs. Georgia	Jan. 17, 1977	19
2.	Randy Livingston vs. George Mason	Dec. 3, 1994	18
2.	Kenny Higgs vs. Tennessee	Jan. 15, 1977	18
4.	Kenny Higgs vs. Mississippi State	Feb. 16, 1976	17
5.	Ethan Martin vs. Tulane	Dec. 6, 1980	16
5.	Kenny Higgs vs. Vanderbilt	Feb. 28, 1976	16

BLOCKED SHOTS

1.	Shaquille O'Neal vs. Loyola Marymount	Feb. 3, 1990	12
2.	Stromile Swift vs. Alabama	Feb. 10, 1999	11
2.	Shaquille O'Neal vs. BYU	March 19, 1992	11
2.	Shaquille O'Neal vs. Auburn	Feb. 22, 1992	11
2.	Shaquille O'Neal vs. South Carolina	Feb. 18, 1992	11
6.	Shaquille O'Neal vs. Florida	Jan. 26, 1991	10
6.	Shaquille O'Neal vs. Texas	Jan. 3, 1990	10

STEALS

1.	Shawn Griggs, vs. Tennessee	Feb. 23, 1991	10
2.	Clarence Ceasar, vs. Auburn	Jan. 8, 1994	8
2.	Shawn Griggs, vs. Loyola Marymount	Dec. 20, 1990	8
2.	Shawn Griggs, vs. Arizona	Dec. 8, 1990	8
2.	Derrick Taylor, vs. Hawaii-Loa	Dec. 2, 1985	8

POINTS

1. Johnny Neumann, Ole Miss	Jan. 30, 1971	63
2. Gerald Glass, Ole Miss	March 4, 1989	53
3. Dan Issel, Kentucky	Feb. 21, 1970	51
4. Bob Burrow, Kentucky	Jan. 14, 1956	50
5. Ron Widby, Tennessee	1967	50

FIELD GOALS MADE

1. Johnny Neumann, Ole Miss	Jan. 30, 1971	26
2. Gerald Glass, Ole Miss	March 4, 1989	20
3. Hank Gathers, Loyola Marymount	Feb. 3, 1990	20

FIELD GOALS ATTEMPTS

1. Johnny Neumann, Ole Miss	Jan. 30, 1971	40
2. Gerald Glass, Ole Miss	March 3, 1990	37
3. Gerald Glass, Ole Miss	March 4, 1989	36

FREE THROWS MADE

1. Neal Walk, Florida	Feb. 10, 1968	18
2. Carlos Clark, Ole Miss	Jan. 15, 1983	17
3. Anthony Rosser, U.S. International	Jan. 16, 1984	16

FREE THROW ATTEMPTS

1. Neal Walk, Florida	Feb. 10, 1968	21
1. Carlos Clark, Ole Miss	Feb. 15, 1983	21
3. Anthony Rosser, U.S. International	Jan. 16, 1984	20

FREE THROW PERCENTAGE (MIN. 15 ATTEMPTS)

1. Reggie Johnson, Tennessee	Feb. 5, 1978	.933 (14-15)
2. Earvin Johnson, Michigan State	March 16, 1979	.933 (14-15)
3. Ernie Grunfeld, Tennessee	Jan. 15, 1977	.882 (15-17)

THREE-POINT FIELD GOALS MADE

1. Anderson Hunt, UNLV	Jan. 28, 1990	9
1. Scott Draud, Vanderbilt	Feb. 18, 1990	9
1. Lee Mayberry, Arkansas	March 4, 1992	9
4. Edward Garriet, McNeese State	Nov. 24, 2003	8
4. David Jones, Lamar	Dec. 4, 1989	8
4. Keenan Carpenter, Auburn	Feb. 8, 1989	8
4. Greg Stolt, Florida	March 4, 1999	8

THREE-POINT FIELD GOAL ATTEMPTS

1. Chris Walker, Villanova	March 15, 1990	20
2. Damon Wordlaw, McNeese State	Nov. 29, 1994	18
3. Scott Draud, Vanderbilt	Feb. 2, 1991	17
3. Danny Basile, Marist	Dec. 25, 1995	17

THREE-POINT FIELD GOAL PERCENTAGE (MIN. 5 ATTEMPTS)

1. Dawid Przbyszeski, Vanderbilt	Feb. 21, 2004	1.000 (5-5)
1. Ezra Williams, Georgia	Jan. 5, 2003	1.000 (7-7)
1. Troy Gaines, Auburn	Feb. 26, 2003	1.000 (5-5)
1. Andrew Moten, Florida	Jan. 21, 1987	1.000 (5-5)
5. Je'Kei Foster, Ohio State	Jan. 15, 2005	.857 (6-7)
5. Wesley Person, Auburn	Feb. 13, 1993	.857 (6-7)

REBOUNDS

1. Bailey Howell, Miss. State	1957	34
2. Bob Lienhard, Georgia	1969	29
2. Dan Issel, Kentucky	Feb. 22, 1969	29

ASSISTS

1. Eddie Johnson, Auburn	Jan. 3, 1976	15
2. Kareem Reid, Arkansas	March 2, 1996	14
2. Terrell Lowery, Loyola-Marymount	Dec. 20, 1990	14
2. Bobby Hurley, Duke	Feb. 10, 1991	14

BLOCKED SHOTS

1. Roy Rogers, Alabama	Feb. 17, 1996	10
2. Andre Riddick, Kentucky	March 14, 1993	9
3. Charles Barkley, Auburn	1984	8

STEALS

1. Mike Varos, Cal State Los Angeles	Dec. 8, 1989	9
2. Pointer Williams, McNeese State	Dec. 1, 1995	8
3. Chris Daniels, Georgia	March 8, 2002	7
3. T. J. Cleveland, Arkansas	March 11, 2000	7
3. Eddie Shannon, Florida	Jan. 20, 1999	7
3. John Pelphrey, Kentucky	Feb. 15, 1990	7
3. Mike Ferrara, Colgate	Nov. 28, 1990	7



Team Single Game Highs

MOST POINTS SCORED

1. 159 – Northern Arizona (159-86)	Dec. 28, 1991
2. 148 – vs. Loyola Marymount (148-141)	Feb. 3, 1990
3. 128 – vs. Louisiana College (128-74)	Dec. 7, 1953
3. 128 -- vs. Tennessee Martin (128-89)	Dec. 20, 1988
5. 127 – vs. Tulane (127-114)	Feb. 9, 1970

HIGHEST VICTORY MARGIN

1. 94 – LSU 124, Southwestern (TN) 33	Dec. 8, 1952
2. 75 – LSU 112, Grambling 37	Nov. 20, 1999
3. 73 – LSU 159, Northern Arizona 86	Dec. 28, 1991
4. 62 – LSU 123, Nicholls State 61	Dec. 30, 1991
5. 60 – LSU 80, Sewanee 20	Jan. 5, 1934
6. 56 – LSU 69, Louisiana-Lafayette 13	Dec. 1915
6. 56 – LSU 66, Millsaps	Feb. 6, 1918

OPPONENT MOST POINTS SCORED

1. 130 – by Florida State (FSU 130-100)	Dec. 16, 1967
2. 141 – by Loyola Marymount (LSU 148-141)	Feb. 3, 1990
3. 129 – by Kentucky (Ky 129-97)	Jan. 16, 1996
4. 127 – by Kentucky (Ky 127-80)	March 4, 1995
5. 121 – by Kentucky (Ky 121-95)	Jan. 27, 1968
5. 121 – by Kentucky (Ky 121-105)	Feb. 21, 1970

OPPONENTS MARGIN OF VICTORY

1. 49 – UCLA 133, LSU 84	Dec. 23, 1969
2. 47 – Kentucky 127, LSU 80	March 4, 1995
3. 46 – Vanderbilt 106, LSU 60	March 8, 1965
4. 44 – Oklahoma State 111, LSU 67	Dec. 20, 1994
5. 41 – Auburn 101, LSU 60	Feb. 13, 1965
6. 40 – Florida 102, LSU 62	Jan. 4, 1965
6. 40 – St. John's 102, LSU 62	Dec. 29, 1965

MOST FIELD GOALS MADE

1. 61 – vs. Northern Arizona	Dec. 28 1991
1. 61 – vs. Loyola Marymount	Feb. 3, 1990
3. 48 – vs. Loyola Marymount	Dec. 20, 1990
4. 47 – vs. McNeese State	Jan. 20, 1992
4. 47 – vs. Southeastern Louisiana	Nov. 26, 1990
4. 47 – vs. Nicholls State	Dec. 29, 1990

MOST THREE-POINT FIELD GOALS MADE

1. 17 – vs. Tennessee	March 1, 2003
2. 16 – vs. Auburn	Feb. 26, 2003
3. 13 -- vs. Grambling	Dec. 13, 2008
3. 13 – vs. Chamaine	Nov. 20, 2007
3. 13 – vs. Texas A&M	Nov. 30, 2002
3. 13 – vs. Northwestern State	Dec. 2, 2001
3. 13 – vs. Maryland Baltimore County	Dec. 30, 1994
3. 13 – vs. Ole Miss	March 10, 1989
9. 12 – vs. Arizona State	Nov. 21, 2007
9. 12 – vs. Tennessee	March 2, 2001
9. 12 – vs. Nicholls State	March 22, 2000
9. 12 – vs. Tennessee	Feb. 10, 1990

MOST FREE THROWS MADE

1. 41 – vs. Tulane	Dec. 22, 1979
2. 38 – vs. Florida	Jan. 16, 1993
2. 37 – vs. Vandy	Feb. 6, 1988
4. 36 – vs. Tennessee	Feb. 23, 1991
5. 33 – vs. Ole Miss	Jan. 14, 1984
5. 33 – vs. Loyola (Chicago)	Dec. 6, 1982
7. 32 – vs. Texas A&M	Dec. 8, 1982
7. 32 – vs. Arkansas	Jan. 11, 1992
9. 31 – vs. Tennessee	Jan. 29, 1992
9. 31 – vs. Florida	Jan. 26, 1991

MOST REBOUNDS

1. 80 – vs. Montana State	Dec. 27, 1976
2. 65 – vs. Loyola Marymount	Feb. 3, 1990
3. 63 – vs. Nicholls State	Dec. 30, 1991
4. 62 – vs. Hawaii Pacific	Nov. 27, 1982
5. 61 – vs. Northern Arizona	Dec. 28, 1991
6. 60 – vs. McNeese State	Dec. 20, 1992
6. 60 – vs. Troy	Dec. 6, 1994
6. 60 – vs. Troy	Dec. 22, 1999

ASSISTS

1. 38 – vs. George Mason	Dec. 3, 1994
2. 33 – vs. Loyola Marymount	Feb. 3, 1990
2. 33 – vs. Georgia State	Dec. 28, 1994
4. 30 – vs. Southern	Nov. 29, 1995
4. 30 – vs. Texas A&M Corpus Christi	Dec. 14, 2002
6. 29 – vs. Northern Arizona	Dec. 28, 1991
6. 29 – vs. Troy	Dec. 6, 1994
6. 29 – vs. Grambling	Nov. 28, 1999

STEALS

1. 23 – vs. Tennessee	Feb. 23, 1991
2. 20 – vs. Southeastern Louisiana	Nov. 26, 1990
2. 20 – vs. Nicholls State	Dec. 29, 1990
4. 18 – vs. Marist	Nov. 25, 1988
4. 18 – vs. Central Connecticut St.	Jan. 19, 1993
5. 17 – vs. Auburn	Jan. 9, 1993
5. 17 – vs. Cornell	Dec. 30, 1995
5. 17 – vs. Loyola Marymount	Dec. 20, 1990

BLOCKS

1. 16 – vs. Texas	Jan. 2, 1990
1. 16 -- vs. Alcorn State	Nov. 20, 2008
2. 14 – vs. Alabama	March 5, 2008
2. 14 – vs. Georgia	Jan. 25, 2006
2. 14 – vs. Loyola Marymount	Feb. 3, 1990
5. 13 – vs. Tennessee	Jan. 14, 2006
5. 13 – vs. Louisiana-Lafayette	Nov. 21, 2004
5. 13 – vs. Texas A&M Corpus Christi	Dec. 14, 2002
5. 13 – vs. Auburn	March 1, 1980
5. 13 – vs. Georgia	Jan. 7, 1991



WINS

1.	31	1980-81
2.	28	1999-00
3.	27	2008-09
3.	27	2005-06
5.	26	1985-86
5.	26	1979-80
7.	24	1986-87
8.	23	1989-90
8.	23	1978-79
10.	22	1992-93
10.	22	1969-70
10.	22	1952-53

WINNING PCT. (MIN. 10 WINS)

1.	.938 (15-1)	1921-22
2.	.933 (14-1)	1934-35
3.	.923 (12-1)	1917-18
4.	.909 (10-1)	1916-17
4.	.909 (10-1)	1914-15
6.	.905 (19-2)	1919-20
7.	.880 (22-3)	1952-53
8.	.861 (31-5)	1980-81
9.	.857 (18-3)	1945-46
10.	.826 (19-4)	1920-21

GAMES PLAYED

1.	39	1986-87
2.	38	1985-86
3.	36	2005-06
3.	36	1980-81
5.	35	2008-09
6.	34	2001-02
6.	34	1999-00
8.	33	1992-93
9.	32	2002-03
9.	32	1989-90
9.	32	1988-89
9.	32	1982-83
9.	32	1979-80
9.	32	1969-70

FIELD GOALS ATT.

1.	2403	1969-70
2.	2327	1985-86
3.	2303	1988-89
4.	2261	1986-87
5.	2194	1989-90
6.	2155	1992-93
7.	2144	1980-81
8.	2093	2008-09
9.	2092	2005-06
10.	2040	1990-91

FIELD GOALS MADE

1.	1170	1985-86
2.	1159	1969-70
3.	1116	1989-90
4.	1115	1988-89
5.	1098	1980-81
6.	1047	1986-87
7.	1019	1979-80
8.	1010	1990-91
9.	1000	1991-92
10.	972	2005-06

3-POINT FG ATTEMPTED

1.	624	2007-08
2.	614	1995-96
3.	572	2008-09
4.	571	2002-03
4.	571	2004-05
6.	564	1993-94
7.	561	2001-02

3-POINT FG MADE

1.	215	2002-03
2.	213	2008-09
3.	205	2004-05
4.	204	2001-02
5.	201	2007-08
6.	196	1999-00
7.	194	2000-01
7.	194	1995-96

3-POINT FG PCT.

1.	.401	1986-87
2.	.388	1988-89
3.	.377	2002-03
4.	.372	2008-09
5.	.368	1992-93
6.	.367	1991-92

FIELD GOAL PCT.

1.	.521	1978-79
2.	.520	1970-71
3.	.512	1980-81
4.	.509	1989-90
4.	.509	1979-80
6.	.503	1985-86
7.	.501	1984-85
8.	.495	1990-91
9.	.490	1991-92
10.	.488	1973-74

FREE THROWS MADE

1.	667	1969-70
2.	653	1980-81
3.	573	1990-91
4.	557	1988-89
5.	552	1999-00
6.	542	2005-06
7.	537	1985-86
8.	536	1989-90
9.	530	2008-09
10.	526	1991-92

FREE THROWS ATT.

1.	944	1980-81
2.	917	1969-70
3.	858	1999-00
4.	840	1990-91
5.	820	1991-92
6.	804	1988-89
7.	786	2005-06
8.	782	1986-87
9.	774	1983-84
10.	759	1955-56

FREE THROW PCT.

1.	.770	1988-89
2.	.750	1985-86
3.	.741	2007-08
4.	.737	1963-64
5.	.730	2004-05
6.	.727	1969-70
7.	.720	1972-73
8.	.716	2008-09
9.	.714	1984-85
9.	.714	1967-68

REBOUNDS

1.	1691	1969-70
2.	1457	1989-90
3.	1447	2005-06
4.	1401	1986-87
5.	1373	1999-00
6.	1365	2008-09
7.	1316	1990-91
8.	1308	1991-92
9.	1298	1985-86
9.	1298	1964-65

REBOUND AVERAGE

1.	52.8	1969-70
2.	49.9	1964-65
3.	47.1	1962-63
4.	47.0	1963-64
4.	47.0	1961-62
6.	46.5	1954-55
7.	46.2	1977-78
8.	46.0	1970-71
8.	46.0	1968-69
10.	45.5	1989-90
10.	45.5	1976-77

PERSONAL FOULS

1.	747	1986-87
2.	727	1980-81
3.	697	1978-79
4.	675	1977-78
5.	669	1979-80
6.	663	1982-83
7.	661	1989-90
8.	660	1969-70
9.	657	1985-86
10.	639	1973-74

FOULD OUT

1.	37	1973-74
1.	37	1952-53
3.	33	1978-79
3.	33	1977-78
5.	32	1976-77
6.	30	1957-58
7.	29	1974-75
8.	28	1989-90
8.	28	1969-70
10.	27	1988-89
10.	27	1972-73
10.	27	1971-72

ASSISTS

1.	616	1974-75
2.	577	1985-86
3.	566	1990-91
4.	547	2005-06
5.	538	1975-76
6.	529	2008-09
7.	527	1986-87
7.	527	1980-81
9.	526	1989-90
10.	525	1988-89

BLOCKED SHOTS

1.	236	2005-06
2.	225	1989-90
3.	212	2008-09
4.	206	1991-92
5.	198	1990-91
6.	196	2007-08
7.	180	1999-00
8.	155	2006-07
8.	132	2002-03
10.	127	2004-05

STEALS

1.	352	1986-87
2.	316	1990-91
2.	316	1992-93
4.	313	1999-00
5.	311	1991-92
6.	306	1985-86
7.	298	2005-06
8.	297	1980-81
9.	280	2001-02
10.	275	1983-84

POINTS

1.	2985	1969-70
2.	2966	1988-89
3.	2921	1989-90
4.	2877	1985-86
5.	2851	1980-81
6.	2785	1986-87
7.	2713	1991-92
7.	2713	1990-91
9.	2633	2005-06
10.	2617	2008-09

SCORING AVERAGE

1.	93.3	1969-70
2.	92.7	1988-89
3.	91.3	1989-90
4.	90.4	1990-91
5.	89.1	1968-69
6.	88.7	1967-68
7.	87.5	1991-92
8.	85.6	1970-71
9.	84.1	1977-78
10.	83.5	1974-75



POINTS

1. 2861	1988-89
2. 2860	1969-70
3. 2679	1985-86
4. 2658	1986-87
5. 2620	1989-90
6. 2449	1980-81
7. 2433	1992-93
8. 2423	1990-91
9. 2354	1991-92
10. 2316	2008-09

FIELD GOALS MADE

1. 1117	1969-70
2. 1113	1985-86
3. 1096	1988-89
4. 973	1986-87
5. 971	1980-81
6. 919	1992-93
7. 903	1990-91
8. 901	1989-90

FIELD GOALS ATTEMPTED

1. 2497	1969-70
2. 2263	1988-89
3. 2257	1985-86
4. 2240	1986-87
5. 2222	1989-90
6. 2137	2005-06
7. 2129	1990-91

FIELD GOAL PERCENTAGE

1. .511	1981-82
2. .493	1985-86
3. .492	1966-67
4. .489	1993-94
5. .484	1974-75
5. .484	1988-89
7. .472	1984-85
8. .471	1983-84
8. .471	1980-81
10. .464	1992-93
10. .464	1982-83

FREE THROWS MADE

1. 626	1969-70
2. 603	1956-57
3. 569	1986-87
4. 565	1955-56
5. 561	1989-90
6. 533	1983-84
7. 529	1994-95

FREE THROW ATTEMPTS

1. 928	1969-70
2. 881	1955-56
3. 863	1956-57
4. 800	1989-90
5. 789	1954-55
6. 784	1994-95
7. 758	1995-96
8. 747	1983-84

FREE THROW PERCENTAGE

1. .744	1962-63
2. .737	1984-85
3. .733	1986-87
4. .729	1974-75
5. .725	1970-71
6. .719	1980-81
7. .714	1983-84

3-POINT FG MADE

1. 257	1989-90
2. 233	2005-06
3. 233	1999-00
4. 226	2001-02
5. 226	1994-95
6. 225	2004-05
7. 221	1996-97
7. 221	1995-96

3-POINT FG ATTEMPTS

1. 745	1999-00
2. 734	1989-90
3. 684	2001-02
4. 677	2005-06
5. 646	1995-96
6. 629	1994-95

3-POINT FG PERCENTAGE

1. .390	1986-87
2. .379	2004-05
3. .369	2000-01
4. .365	1996-97
5. .361	1988-89
6. .354	2002-03
6. .354	1990-91
8. .350	2003-04
8. .350	1989-90

REBOUNDS

1. 1485	1969-70
2. 1417	1986-87
3. 1346	1967-68
4. 1344	1988-89
5. 1332	1965-66

REBOUND AVERAGE

1. 52.5	1955-56
2. 52.2	1957-58
2. 52.2	1956-57
4. 51.7	1967-68
5. 51.2	1965-66

PERSONAL FOULS

1. 848	1980-81
2. 780	1986-87
3. 764	1979-80
4. 743	1999-00
5. 710	1985-86

ASSISTS

1. 560	1985-86
2. 545	1988-89
3. 530	1992-93
4. 499	1974-75
5. 491	1993-94

BLOCKED SHOTS

1. 158	1992-93
2. 150	2005-06
3. 119	1997-98
3. 119	1993-94
3. 119	1985-86
6. 118	1986-87
7. 114	1988-89
8. 112	2007-08
8. 112	1986-87

STEALS

1. 301	1996-97
2. 290	1998-99
3. 274	1989-90
4. 269	1994-95
5. 265	1999-00

SCORING AVERAGE

1. 89.7	1974-75
2. 89.4	1988-89
2. 89.4	1969-70
4. 87.5	1968-69
5. 86.1	1967-68
6. 81.9	1989-90
7. 81.2	1994-95
8. 81.3	1993-94

FOULED OUT

1. 42	1980-81
2. 38	1977-78
3. 37	1983-84
4. 35	1982-83
4. 35	1969-70



Kenny Higgs



Chris Jackson

GAMES

Fr.	Tasmin Mitchell (36), 2005-06
	Garrett Temple (36), 2005-06
	Ben Voogd (36), 2005-06
	Johnny Jones (36), 1980-81
	Leonard Mitchell (36), 1980-81
So.	Fess Irvin (37), 1986-87
Jr.	Bernard Woodside (39), 1986-87
Sr.	Oliver Brown (38), 1986-87
	Anthony Wilson (38), 1986-87

FIELD GOAL ATTEMPTS

Fr.	Chris Jackson (739), 1988-89
So.	Pete Maravich (1022), 1967-68
Jr.	Pete Maravich (976), 1968-69
Sr.	Pete Maravich (1168), 1969-70

FIELD GOALS MADE

Fr.	Chris Jackson (359), 1988-89
So.	Pete Maravich (432), 1967-68
Jr.	Pete Maravich (433), 1968-69
Sr.	Pete Maravich (522), 1969-70

FIELD GOAL PERCENTAGE

Fr.	Vernel Singleton (.571), 1988-89
So.	Rudy Macklin (.622), 1977-78
Jr.	Ralph Jukkola (.638), 1967-68
Sr.	Dave Ramsden (.675), 1968-69

3-POINT FIELD GOALS MADE

Fr.	Chris Jackson (84), 1988-89
So.	Chris Jackson (88), 1989-90
Jr.	Marcus Thornton (90), 2007-08
Sr.	Anthony Wilson (95), 1986-87

3-POINT FIELD GOAL PERCENTAGE

Fr.	Fess Irvin (.463), 1986-87
So.	Jamie Brandon (.509), 1992-93
Jr.	Landers Nolley (.421), 1994-95
Sr.	Justin Anderson (.489), 1991-92

FREE THROW ATTEMPTS

Fr.	Chris Jackson (200), 1988-89
So.	Pete Maravich (338), 1967-68
Jr.	Pete Maravich (378), 1968-69
Sr.	Pete Maravich (436), 1969-70

FREE THROWS MADE

Fr.	Chris Jackson (163), 1988-89
So.	Pete Maravich (274), 1967-68
Jr.	Pete Maravich (282), 1968-69
Sr.	Pete Maravich (337), 1969-70

FREE THROW PERCENTAGE

Fr.	Jordy Hultberg (.867), 1976-77
So.	Chris Jackson (.909), 1989-90
Jr.	Kenny Drost (.902), 1965-66
Sr.	Derrick Taylor (.880), 1985-86

REBOUNDS

Fr.	Rudy Macklin (306), 1976-77
So.	Al Sanders (474), 1969-70
Jr.	Shaquille O'Neal (421), 1991-92
Sr.	Bob Pettit (432), 1953-54

REBOUND AVERAGE

Fr.	Rudy Macklin (11.8), 1976-77
So.	Al Sanders (14.8), 1969-70
Jr.	Al Sanders (14.8), 1970-71
Sr.	Bob Pettit (17.3), 1953-54

ASSISTS

Fr.	Randy Livingston (151), 1994-95
So.	Kenny Higgs (173), 1975-76
Jr.	Kenny Higgs (239), 1976-77
Sr.	Pete Maravich (192), 1969-70

STEALS

Fr.	Clarence Ceasar (90), 1991-92
So.	Jerry Reynolds (81), 1983-84
Jr.	Darryl Joe (93), 1986-87
Sr.	Derrick Taylor (86), 1985-86

POINTS

Fr.	Chris Jackson (965), 1988-89
So.	Pete Maravich (1138), 1967-68
Jr.	Pete Maravich (1148), 1968-69
Sr.	Pete Maravich (1381), 1969-70

SCORING AVERAGE

Fr.	Chris Jackson (30.2), 1988-89
So.	Pete Maravich (43.8), 1967-68
Jr.	Pete Maravich (44.2), 1968-69
Sr.	Pete Maravich (44.5), 1969-70

BLOCKED SHOTS

Fr.	Shaquille O'Neal (115), 1989-90
So.	Shaquille O'Neal (140), 1990-91
Jr.	Shaquille O'Neal (157), 1991-92
Sr.	Chris Johnson (95), 2008-09

SCORING LEADERS

YEAR	PLAYER	GMS.	PTS.	AVG.
1945	Clyde Lindsey	24	377	15.7
1946	Joe Bill Adcock	21	391	18.6
1947	Frank Brian	21	340	16.2
1948	Bob Meador	25	244	9.8
1949	Bob Meador	25	306	12.2
1950	Joe Dean	25	271	10.8
1951	Joe Dean	24	362	15.1
1952	Bob Pettit	24	612	25.5
1953	Bob Pettit	21	519	24.7
1954	Bob Pettit	25	785	31.4
1955	Roger Sigler	24	360	15.0
1956	Roger Sigler	20	501	25.1
1957	Roger Sigler	25	459	18.4
1958	Dom Merle	25	308	12.3
1959	Jim Crisco	25	305	12.2
1960	Dick Davies	20	248	12.4
1961	George Nattin	25	413	16.5
1962	George Nattin	24	306	12.8
1963	Dick Maile	24	337	14.0
1964	Dick Maile	25	518	20.7
1965	Dick Maile	25	429	17.1
1966	Harry Heroman	26	458	17.6
1967	Kenny Drost	26	430	16.5
1968	Pete Maravich	26	1138	43.8
1969	Pete Maravich	26	1148	44.2
1970	Pete Maravich	31	1381	44.5
1971	Al Sanders	25	523	20.9
1972	Bill Newton	26	492	18.9
1973	Eddie Palubinskas	24	447	18.6
1974	Glenn Hansen	25	485	19.4
1975	Glenn Hansen	25	542	21.7
1976	Kenny Higgs	26	577	22.2
1977	Kenny Higgs	27	479	17.7
1978	Durand Macklin	27	513	19.0
1979	Al Green	29	512	17.7
1980	Durand Macklin	32	563	17.6
1981	Howard Carter	36	576	16.0
1982	Howard Carter	28	467	16.7
1983	Howard Carter	32	564	17.6
1984	Jerry Reynolds	29	411	14.2
1985	Nikita Wilson	29	436	15.0
1986	John Williams	37	658	17.8
1987	Anthony Wilson	38	632	16.6
1988	Ricky Blanton	30	511	17.0
1989	Chris Jackson	32	965	30.2
1990	Chris Jackson	32	889	27.8
1991	Shaquille O'Neal	28	774	27.6
1992	Shaquille O'Neal	30	722	24.1
1993	Geert Hammink	32	488	15.2
1994	Jamie Brandon	27	445	16.5
1995	Ronnie Henderson	27	630	23.3
1996	Ronnie Henderson	23	502	21.8
1997	Duane Spencer	30	452	15.1
1998	Maurice Carter	27	388	14.4
1999	Maurice Carter	27	466	17.3
2000	Stromile Swift	34	550	16.2
2001	Ronald Dupree	29	503	17.3
2002	Ronald Dupree	34	552	16.2
2003	Ronald Dupree	32	504	15.8
2004	Jaime Lloreda	22	372	16.9
2005	Brandon Bass	30	520	17.3
2006	Glen Davis	36	669	18.6
2007	Glen Davis	29	512	17.7
2008	Marcus Thornton	31	608	19.6
2009	Marcus Thornton	35	739	21.1
2010	Tasmin Mitchell	31	521	16.8

3-PT FG LEADERS

YEAR	PLAYER	NO.
1987	Anthony Wilson	95
1988	Darryl Joe	38
1989	Chris Jackson	84
1990	Chris Jackson	88
1991	Mike Hansen	58
1992	Clarence Ceasar	63
1993	Maurice Williamson	24
1994	Ronnie Henderson	72
1995	Ronnie Henderson	68
1996	Ronnie Henderson	49
1997	Terrance Simmons	21

1998	Maurice Carter	44
1999	Maurice Carter	71
2000	Torris Bright	55
2001	Collis Temple III	53
2002	Torris Bright	76
2003	Torris Bright	62
2004	Darrel Mitchell	67
2005	Darrel Mitchell	67
2006	Darrel Mitchell	82
2007	Terry Martin	52
2008	Marcus Thornton	90
2009	Marcus Thornton	78
2010	Bo Spencer	61

REBOUND LEADERS

YEAR	PLAYER	GMS.	REB.	AVG.
1952	Bob Pettit	24	328	13.7
1953	Bob Pettit	25	298	11.9
1954	Bob Pettit	25	432	17.3
1955	Ned Clark	24	380	15.8
1956	Roger Sigler	20	276	13.8
1957	Troy Rushing	25	258	10.3
1958	Jim Crisco	25	225	9.0
1959	Jim Crisco	25	192	7.6
1960	Tom Conklin	23	143	6.2
1961	Tom Conklin	25	227	9.0
1962	Mauri Drummond	24	301	12.5
1963	Dick Maile	24	263	10.9
1964	Dick Maile	25	263	10.5
1965	Dick Maile	25	246	9.8
	Bill Wilson	26	246	9.4
1966	Harry Heroman	26	202	7.7
1967	Ralph Jukkola	26	187	7.2
1968	Ralph Jukkola	26	226	8.6
1969	Dave Ramsden	26	281	10.8
1970	Al Sanders	32	474	14.8
1971	Al Sanders	25	369	14.7
1972	Al Sanders	26	325	12.5
1973	Collis Temple	24	160	6.9
1974	Collis Temple	26	273	10.5
1975	Glenn Hansen	26	250	10.0
1976	Ed LeBlanc	26	271	10.4
1977	Durand Macklin	26	306	11.8
1978	Durand Macklin	27	286	10.6
1979	Lionel Green	29	321	11.1
1980	Durand Macklin	32	309	9.7
1981	Durand Macklin	36	351	9.8
1982	Leonard Mitchell	27	206	7.6
1983	Leonard Mitchell	31	282	9.1
1984	Jerry Reynolds	29	239	8.2
1985	Nikita Wilson	29	201	6.9
1986	John Williams	37	313	8.5
1987	Oliver Brown	38	278	7.3
1988	Ricky Blanton	30	265	8.8
1989	Ricky Blanton	32	261	8.2
1990	Shaquille O'Neal	32	285	12.0
1991	Shaquille O'Neal	28	411	14.7
1992	Shaquille O'Neal	30	421	14.0
1993	Geert Hammink	32	325	10.2
1994	Clarence Ceasar	27	169	6.3
1995	Clarence Ceasar	22	153	7.0
1996	Roman Rubchenko	29	201	6.9
1997	Duane Spencer	30	230	7.7
1998	Cedric Carter	27	164	6.1
1999	Jabari Smith	27	262	9.7
2000	Stromile Swift	34	279	8.2
2001	Ronald Dupree	29	256	8.8
2002	Ronald Dupree	34	290	8.5
2003	Jaime Lloreda	30	269	9.0
2004	Jaime Lloreda	22	256	11.6
2005	Brandon Bass	30	272	9.1
2006	Glen Davis	36	350	9.7
2007	Glen Davis	29	303	10.4
2008	Anthony Randolph	31	263	8.5
2009	Chris Johnson	35	253	7.23
2010	Tasmin Mitchell	31	292	9.4

ASSIST LEADERS

YEAR	PLAYER	GMS.	ASST.	AVG.
1968	Pete Maravich	26	105	4.0
1969	Pete Maravich	26	128	4.9
1970	Pete Maravich	31	192	6.1
1971	Tommy Hess	26	130	5.0
1972	Tommy Hess	24	121	5.0
1973	Eddie Palubinskas	24	99	4.1
1974	Eddie Palubinskas	24	97	3.7
1975	Mike Damall	20	133	6.6
1976	Kenny Higgs	26	173	6.6
1977	Kenny Higgs	27	239	8.8
1978	Ethan Martin	26	118	4.5
1979	Ethan Martin	29	156	5.3
1980	Ethan Martin	32	174	5.4
1981	Ethan Martin	34	190	5.5
1982	Derrick Taylor	28	90	3.2
1983	Johnny Jones	31	124	4.0
1984	John Tudor	29	104	3.5
1985	Jerry Reynolds	29	105	3.6
1986	Derrick Taylor	38	146	3.8
1987	Bernard Woodside	39	115	2.9
1988	Bernard Woodside	30	136	4.5
1989	Ricky Blanton	32	147	4.6
1990	Maurice Williamson	32	118	3.8
1991	T.J. Pugh	30	196	6.5
1992	Jamie Brandon	29	103	3.6
1993	Andre Owens	33	90	2.7
1994	Andre Owens	24	96	4.0
1995	Randy Livingston	16	151	9.4
1996	Gene Nabors	29	95	3.3
1997	Gene Nabors	30	72	2.4
1998	Dejuan Collins	23	79	3.4
1999	Jamaal Wolfe	24	60	2.5
2000	Torris Bright	34	147	4.3
2001	Torris Bright	29	118	4.1
2002	Torris Bright	34	129	3.8
2003	Torris Bright	32	150	4.7
2004	Xavier Whipple	29	88	3.0
2005	Tack Minor	30	137	4.6
2006	Darrel Mitchell	36	160	4.4
2007	Garrett Temple	32	138	4.3
2008	Garrett Temple	31	111	3.6
2009	Garrett Temple	35	134	3.8
2010	Chris Bass	31	97	3.1

BLOCK LEADERS

YEAR	PLAYERS	GMS.	BLKS.	AVG.
1979	Lionel Green	29	61	2.1
1980	Durand Macklin	32	19	0.6
1981	Leonard Mitchell	36	20	0.6
1982	Leonard Mitchell	27	11	0.4
1983	Leonard Mitchell	31	31	1.0
1984	Leonard Mitchell	24	20	0.8
1985	Nikita Wilson	29	25	0.9
1986	John Williams	37	22	0.6
1987	Jose Vargas	38	44	1.2
1988	Jose Vargas	30	31	1.0
1989	Wayne Sims	32	41	1.3
1990	Shaquille O'Neal	32	115	3.6
1991	Shaquille O'Neal	28	140	5.0
1992	Shaquille O'Neal	30	157	5.2
1993	Geert Hammink	32	30	0.9
1994	Glover Jackson	23	15	0.7
1995	Misha Mutavdzic	26	24	0.9
1996	Roman Rubchenko	29	18	0.6
1997	Bob Hall	23	23	1.0
1998	Cedric Carter	27	16	0.6
1999	Stromile Swift	16	35	2.2
2000	Stromile Swift	34	95	2.8
2001	Ronald Dupree	29	17	0.6
2002	Ronald Dupree	34	22	0.6
2003	Jaime Lloreda	30	61	2.0
2004	Brandon Bass	29	56	1.9
2005	Brandon Bass	30	48	1.6
2006	Tyrus Thomas	32	99	3.1
2007	Garrett Temple	32	34	1.1
2008	Chris Johnson	25	66	2.6
2009	Chris Johnson	35	95	2.7
2010	Storm Warren	31	44	1.4

STEAL LEADERS

YEAR	PLAYER	GMS.	STLS.	AVG.
1979	Ethan Martin	29	64	2.2
1980	Ethan Martin	32	73	2.2
1981	Ethan Martin	34	83	2.4
1982	Derrick Taylor	28	51	1.8
1983	Jerry Reynolds	32	65	2.0
1984	Jerry Reynolds	29	81	2.8
1985	Jerry Reynolds	29	48	1.6
1986	Derrick Taylor	38	84	2.2
1987	Darryl Joe	37	93	2.5
1988	Darryl Joe	30	80	2.7
1989	Chris Jackson	32	57	1.7
1990	Maurice Williamson	31	55	1.8
1991	Shawn Griggs	29	81	2.8
1992	Clarence Ceasar	31	90	2.9
1993	Clarence Ceasar	32	74	2.3
1994	Clarence Ceasar	27	80	3.0
1995	Clarence Ceasar	22	66	3.0
1996	Ronnie Henderson	23	40	1.7
1997	Gene Nabors	30	39	1.3
1998	DeJuan Collins	23	34	1.5
1999	Jabari Smith	27	32	1.2
2000	Stromile Swift	34	70	2.1
2001	Torris Bright	29	57	2.0
2002	Jermaine Williams	34	76	2.2
2003	Torris Bright	32	59	1.8
2004	Darrel Mitchell	29	50	1.7
2005	Darrel Mitchell	30	54	1.8
2006	Darrel Mitchell	36	70	1.9
2008	Marcus Thornton	31	43	1.4
2009	Garrett Temple	35	60	1.7
2010	Tasmin Mitchell	31	41	1.3

FIELD GOALS MADE

YEAR	PLAYERS	FG.
1952	Bob Pettit	247
1953	Bob Pettit	193
1954	Bob Pettit	281
1955	Roger Sigler	125
1956	Roger Sigler	175
1957	Roger Sigler	174
1958	Dom Merle	129
1959	Jim Crisco	118
1960	Dick Davies	91
1961	George Nattin	165
1962	George Nattin	122
1963	George Nattin	125
1964	Dick Maile	214
1965	Dick Maile	168
1966	Harry Heroman	166
1967	Kenny Drost	168
1968	Pete Maravich	432
1969	Pete Maravich	433
1970	Pete Maravich	522
1971	Al Sanders	209
1972	Bill Newton	210
1973	Ed Palubinskas	155
1974	Glenn Hansen	202
1975	Glenn Hansen	225
1976	Kenny Higgs	216
1977	Durand Macklin	161
1978	Durand Macklin	217
1979	DeWayne Scales	227
1980	Durand Macklin	232
1981	Howard Carter	233
1982	Howard Carter	199
1983	Howard Carter	234
1984	Jerry Reynolds	162
1985	Nikita Wilson	183
1986	John Williams	269
1987	Anthony Wilson	233
1988	Ricky Blanton	196
1989	Chris Jackson	359
1990	Chris Jackson	305
1991	Shaquille O'Neal	312
1992	Shaquille O'Neal	294
1993	Geert Hammink	190
1994	Clarence Ceasar	152
1995	Ronnie Henderson	219
1996	Ronnie Henderson	183
1997	Duane Spencer	157
1998	Maurice Carter	131

1999	Maurice Carter	159
2000	Stromile Swift	202
2001	Ronald Dupree	183
2002	Ronald Dupree	220
2003	Ronald Dupree	199
2004	Jaime Lloreda	140
2005	Brandon Bass	181
2006	Glen Davis	250
2007	Glen Davis	178
2008	Marcus Thornton	212
2009	Marcus Thornton	256
2010	Tasmin Mitchell	196

FREE THROWS MADE

YEAR	PLAYERS	FT.
1952	Bob Pettit	118
1953	Bob Pettit	133
1954	Bob Pettit	223
1955	Roger Sigler	110
1956	Roger Sigler	151
1957	Roger Sigler	111
1958	Jim Crisco	120
1959	Carey Guglielmo	74
1960	Dick Davies	66
	Joe Clune	66
1961	Ellis Cooper	98
1962	George Nattin	62
1963	Ellis Cooper	93
1964	Sam Chase	122
1965	Harry Heroman	138
1966	Harry Heroman	132
1967	Kenny Drost	94
1968	Pete Maravich	274
1969	Pete Maravich	282
1970	Pete Maravich	337
1971	Al Sanders	105
1972	Al Sanders	135
1973	Ed Palubinskas	155
1974	Ed Palubinskas	121
1975	Kenny Higgs	102
1976	Kenny Higgs	145
1977	Kenny Higgs	163
1978	Kenny Higgs	112
1979	Al Green	136
1980	Ethan Martin	108
1981	Ethan Martin	129
1982	Derrick Taylor	113
1983	Howard Carter	96
1984	Derrick Taylor	104
1985	Nikita Wilson	70
1986	John Williams	120
1987	Nikita Wilson	105
1988	Ricky Blanton	113
1989	Chris Jackson	163
1990	Chris Jackson	191
1991	Shaquille O'Neal	150
1992	Shaquille O'Neal	134
1993	Geert Hammink	108
1994	Jamie Brandon	117
1995	Ronnie Henderson	124
1996	Ronnie Henderson	87
1997	Duane Spencer	116
1998	Willie Anderson	84
1999	Jabari Smith	100
2000	Stromile Swift	127
2001	Ronald Dupree	116
2002	Ronald Dupree	81
2003	Ronald Dupree	93
2004	Brandon Bass	123
2005	Brandon Bass	146
2006	Glen Davis	163
2007	Glen Davis	139
2008	Anthony Randolph	115
2009	Marcus Thornton	149
2010	Bo Spencer	99



Marcus Thornton

MINUTES PLAYED

YEAR	PLAYERS	MIN.
1984	John Tudor	919
1985	John Williams	935
1986	Derrick Taylor	1342
1987	Anthony Wilson	1338
1988	Ricky Blanton	1122
1989	Ricky Blanton	1231
1990	Chris Jackson	1202
1991	T.J. Pugh	945
1992	Vernel Singleton	998
1993	Geert Hammink	970
1994	Jamie Brandon	873
1995	Ronnie Henderson	977
1996	Roman Rubchenko	740
1997	Duane Spencer	992
1998	Willie Anderson	903
1999	Maurice Carter	950
2000	Torris Bright	1137
2001	Ronald Dupree	1012
2002	Ronald Dupree	1202
2003	Ronald Dupree	1063
2004	Brandon Bass	1013
2005	Antonio Hudson	1086
2006	Darrel Mitchell	1322
2007	Garrett Temple	1099
2008	Garrett Temple	1066
2009	Tasmin Mitchell	1137
2010	Tasmin Mitchell	1157



1. Pete Maravich
3,667 • 1967-70

YEAR	G	FGM	FTM	TP	AVG.
67-68	26	432	274	1138	43.8
68-69	26	433	282	1148	44.2
69-70	31	522	337	1381	44.5
Totals	83	1387	893	3667	44.2



2. Durand Macklin
2,080 • 1976-81

YEAR	G	FGM	FTM	TP	AVG.
76-77	26	161	63	385	14.8
77-78	27	217	79	513	19.0
78-79*	2	19	8	46	23.0
79-80	32	232	99	563	17.6
80-81	36	223	127	573	15.9
Totals	123	852	376	2080	16.9

*Redshirted after knee injury



3. Tasmin Mitchell
1,989 • 2005-10

YEAR	G	FGM	3FGM	FTM	TP	AVG.
05-06	36	162	38	60	412	11.4
06-07	32	173	41	78	465	14.5
07-08	3	7	0	8	22	7.3
08-09	35	224	10	111	569	16.3
09-10	31	196	32	97	521	16.8
Totals	137	762	121	354	1989	14.5




4. Howard Carter
1,942 • 1979-83

YEAR	G	FGM	FTM	TP	AVG.
79-80	32	140	55	335	10.5
80-81	36	233	110	576	16.0
81-82	28	199	69	467	16.7
82-83	32	234	96	564	17.6
Totals	128	806	330	1942	15.2



5. Shaquille O'Neal
1,941 • 1989-92

YEAR	G	FGM	FTM	TP	AVG.
89-90	32	180	85	445	13.9
90-91	28	312	150	774	27.6
91-92	30	294	134	722	24.1
Totals	90	786	369	1941	21.6



6. Bob Pettit
1,916 • 1951-54

YEAR	G	FGM	FTM	TP	AVG.
51-52	24	247	118	612	25.5
52-53	21	193	133	519	24.7
53-54	25	281	223	785	31.4
Totals	70	721	474	1916	27.4



7. Kenny Higgs
1,896 • 1974-78

YEAR	G	FGM	FTM	TP	AVG.
74-75	26	184	102	470	18.1
75-76	26	216	145	577	22.2
76-77	27	158	163	479	17.7
77-78	27	129	112	370	13.7
Totals	106	687	522	1896	17.9



8. Chris Jackson
1,854 • 1988-90

YEAR	G	FGM	3FGM	FTM	TP	AVG.
88-89	32	359	84	163	965	30.2
89-90	32	305	88	191	889	27.8
Totals	64	664	172	354	1854	29.0



9. Ronald Dupree
1,726 • 1999-03

YEAR	G	FGM	3FGM	FTM	TP	AVG.
99-00	34	63	2	39	167	4.9
00-01	29	183	21	116	503	17.3
01-02	34	220	31	81	552	16.2
02-03	32	199	13	93	504	15.8
Totals	129	65	67	329	1726	13.4



10. Derrick Taylor
1,590 • 1981-82, 1983-86

YEAR	G	FGM	FTM	TP	AVG.
81-82	28	151	113	415	14.8
83-84	29	142	104	388	13.4
84-85	29	108	48	264	9.1
85-86	38	221	81	523	13.8
Totals	124	622	346	1590	12.8



11. Glen Davis
1,075 • 2004-2007

YEAR	G	FGM	3FGM	FTM	TP	AVG.
04-05	30	138	3	127	406	13.5
05-06	36	250	6	163	669	18.6
06-07	29	178	17	139	512	17.7
Totals	95	566	26	429	1587	16.7




12. Darrel Mitchell
1,569 • 2002-06

YEAR	G	FGM	3FGM	FTM	TP	AVG.
02-03	32	71	42	41	225	7.0
03-04	29	115	67	49	346	11.9
04-05	30	125	67	77	394	13.1
05-06	36	200	82	122	604	16.8
Totals	127	511	258	289	1569	12.4



13. Ronnie Henderson
1,561 • 1993-96

YEAR	G	FGM	3FGM	FTM	TP	AVG.
93-94	27	144	72	69	429	15.9
94-95	27	219	68	124	630	23.3
95-96	23	183	49	87	502	21.8
Totals	77	546	189	280	1561	20.3



14. Vernel Singleton
1,513 • 1988-92

YEAR	G	FGM	3FGM	FTM	TP	AVG.
88-89	32	121	0	103	345	10.8
89-90	32	98	0	73	269	8.4
90-91	30	159	0	137	455	15.2
91-92	31	162	1	119	444	14.3
Totals	125	540	1	432	1513	12.1



15. Leonard Mitchell
1,508 • 1980-84

YEAR	G	FGM	FTM	TP	AVG.
80-81	36	170	50	390	10.8
81-82	27	160	57	377	14.0
82-83	31	186	83	455	14.7
83-84	24	114	58	286	11.9
Totals	118	630	248	1508	12.8



16. Ricky Blanton
1,501 • 1984-86, 1987-89

YEAR	G	FGM	3FGM	FTM	TP	AVG.
84-85	29	41	20	102	3.5	
85-86	38	94	52	240	6.3	
87-88	30	196	6	113	511	17.0
88-89	32	250	40	108	648	20.3
Totals	129	581	46	293	1501	11.6



17. Torris Bright
1,463 • 1999-03

YEAR	G	FGM	3FGM	FTM	TP	AVG.
99-00	34	112	55	60	339	10.0
00-01	29	104	44	62	314	10.8
01-02	34	150	76	78	454	13.4
02-03	32	119	62	56	356	11.1
Totals	129	485	237	256	1463	11.3



18. Nikita Wilson
1,384 • 1983-87

YEAR	G	FGM	FTM	TP	AVG.
83-84	28	70	27	167	6.0
84-85	29	183	70	436	15.0
85-86	18	90	56	236	13.1
86-87	35	220	105	545	15.6
Totals	110	563	258	1384	12.6



19. Al Sanders
1,383 • 1969-72

YEAR	G	FGM	FTM	TP	AVG.
69-70	32	145	93	383	12.0
70-71	25	209	105	523	20.9
71-72	26	171	135	477	18.3
Totals	83	525	333	1383	16.7



20. Dewayne Scales
1,357 • 1977-80

YEAR	G	FGM	FTM	TP	AVG.
77-78	26	153	27	333	12.8
78-79	26	227	50	503	19.4
79-80	32	230	61	521	16.3
Totals	84	610	138	1357	16.2



21. Marcus Thornton
1,347 • 2007-09

YEAR	G	FGM	3FGM	FTM	TP	AVG.
07-08	31	212	90	94	608	19.6
08-09	35	256	78	149	739	21.1
Totals	66	468	168	243	1347	20.4



22. Clarence Ceasar
1,343 • 1991-95

YEAR	G	FGM	3FGM	FTM	TP	AVG.
91-92	31	130	63	32	355	11.5
92-93	32	126	38	25	315	9.8
93-94	27	152	47	44	395	14.6
94-95	22	111	27	29	278	12.6
Totals	112	519	175	130	1343	12.0



23. Bill Newton
1,339 • 1969-72

YEAR	G	FGM	FTM	TP	AVG.
69-70	32	143	71	357	11.2
70-71	26	205	80	490	18.8
71-72	26	210	72	492	18.9
Totals	84	558	223	1339	15.9



24. Roger Sigler
1,318 • 1954-57

YEAR	G	FGM	FTM	TP	AVG.
54-55	24	124	110	358	15.0
55-56	20	175	151	501	25.1
56-57	25	174	111	459	18.4
Totals	69	473	372	1318	19.1



25. Maurice Carter
1,299 • 1995-99

YEAR	G	FGM	3FGM	FTM	TP	AVG.
95-96	26	62	27	21	172	6.6
96-97	28	103	15	52	273	9.8
97-98	27	131	44	82	388	14.4
98-99	27	159	71	79	468	17.3
Totals	108	455	157	232	1299	12.0



26. Dick Maile
1,284 • 1962-65

YEAR	G	FGM	FTM	TP	AVG.
62-63	24	125	87	337	14.0
63-64	25	214	90	518	20.7
64-65	25	168	93	429	17.1
Totals	74	507	270	1284	17.4



27. Ethan Martin
1,276 • 1977-81

YEAR	G	FGM	FTM	TP	AVG.
77-78	26	79	66	224	8.6
78-79	29	97	87	281	9.7
79-80	32	136	108	380	11.9
80-81	34	131	129	391	11.5
Totals	123	443	390	1276	10.4



28. Antonio Hudson
1,269 • 2001-05

Year	G	FGM	3FG	FTM	TP	AVG.
01-02	34	124	43	60	351	10.3
02-03	32	86	27	40	239	7.5
03-04	28	95	40	56	286	10.2
04-05	30	138	64	53	393	13.1
Totals	124	443	174	209	1269	10.2



29. Collis Temple III
1,173 • 1999-03

YEAR	G	FGM	3FGM	FTM	TP	AVG.
99-00	33	37	22	35	131	4.0
00-01	29	137	53	88	415	14.3
01-02	21	92	39	58	281	13.4
02-03	32	117	57	55	346	10.8
Totals	115	383	171	236	1173	10.2



30. Don Redden
1,119 • 1982-86

YEAR	G	FGM	FTM	TP	AVG.
82-83	8	19	19	57	7.1
83-84	28	97	93	287	10.3
84-85	29	110	62	282	9.7
85-86	38	197	99	493	13.0
Totals	103	423	273	1119	10.9



31. Wayne Sims
1,107 • 1987-91

YEAR	G	FGM	3FGM	FTM	TP	AVG.
87-88	30	122	0	45	289	9.6
88-89	32	183	1	57	424	13.3
89-90	32	108	2	31	249	7.8
90-91	23	59	4	23	145	6.3
Totals	117	472	7	156	1107	9.5



32. Bob Meador
1,099 • 1947-51

YEAR	G	FGM	FTM	TP	AVG.
47-48	25	84	56	244	9.8
48-49	25	124	58	306	12.2
49-50	22	106	39	251	11.4
50-51	24	128	92	298	12.4
Totals	96	452	245	1099	11.4



33. Anthony Wilson
1,089 • 1983-87

YEAR	G	FGM	3FGM	FTM	TP	AVG.
83-84	24	29		5	63	2.6
84-85	19	11		6	28	1.5
85-86	38	161		44	366	9.6
86-87	38	233	95	71	632	16.6
Totals	119	434	95	126	1089	9.2



34. Joe Dean
1,072 • 1949-52

YEAR	G	FGM	FTM	TP	AVG.
49-50	25	106	59	271	10.8
50-51	24	154	54	362	15.1
51-52	24	170	99	439	18.3
Totals	73	430	212	1072	14.7



35. Jerry Reynolds
1,069 • 1982-85

YEAR	G	FGM	FTM	TP	AVG.
82-83	32	126	88	340	10.6
83-84	29	162	85	409	14.2
84-85	29	128	64	320	11.0
Totals	90	416	237	1069	11.9



36. Jordy Hultberg
1,067 • 1976-80

YEAR	G	FGM	FTM	TP	AVG.
76-77	27	147	52	346	12.8
77-78	27	115	32	262	9.7
78-79	29	119	41	279	9.6
79-80	31	77	26	180	5.8
Totals	114	458	151	1067	9.3



37. John Williams
1,046 • 1984-86

YEAR	G	FGM	FTM	TP	AVG.
84-85	29	163	62	388	13.4
85-86	37	269	120	658	17.8
Totals	66	432	182	1046	15.8



38. Glenn Hansen
1,027 • 1973-75

YEAR	G	FGM	FTM	TP	AVG.
73-74	25	202	82	485	19.4
74-75	25	225	92	542	21.7
Totals	50	427	173	1027	20.5

1. Durand Macklin

1,276 • 1976-81			
	G	REBOUNDS	AVG.
Totals	123	1276	10.4

2. Shaquille O'Neal

1,217 • 1989-92			
	G	REBOUNDS	AVG.
Totals	90	1217	13.5

3. Al Sanders

1,168 • 1969-72			
	G	REBOUNDS	AVG.
Totals	83	1168	14.1

4. Bob Pettit

1,039 • 1951-54			
	G	REBOUNDS	AVG.
Totals	70	1039	14.8

5. Ned Clark

988 • 1951-55			
YEAR	G	REBOUNDS	AVG.
Totals	98	988	10.1

6. Tasmin Mitchell

950 • 2005-10			
	G	REBOUNDS	AVG.
Totals	137	950	6.9

7. Leonard Mitchell

922 • 1980-84			
	G	REBOUNDS	AVG.
Totals	118	922	7.8

8. Glen Davis

916 • 2004-07			
	G	REBOUNDS	AVG.
Totals	97	916	9.4

9. Ronald Dupree

907 • 1999-03			
	G	REBOUNDS	AVG.
Totals	129	907	7.0

10. Lionel Green

809 • 1975-79			
	G	REBOUNDS	AVG.
Totals	107	809	7.6

11. Bill Newton

802 • 1969-72			
	G	REBOUNDS	AVG.
Totals	84	802	9.5

12. Vernel Singleton

784 • 1988-92			
	G	REBOUNDS	AVG.
Totals	125	784	6.3

13. Greg Cook

780 • 1976-77, '78-81			
	G	REBOUNDS	AVG.
Totals	119	780	6.6

14. Dick Maile

772 • 1962-65			
	G	REBOUNDS	AVG.
Totals	74	772	10.4

15. Ricky Blanton

766 • 1984-86, '87-89			
	G	REBOUNDS	AVG.
Totals	129	766	5.9

16. Ed LeBlanc

765 • 1972-76			
	G	REBOUNDS	AVG.
Totals	98	765	7.8

17. Maury Drummond

736 • 1960-63			
	G	REBOUNDS	AVG.
Totals	72	736	10.2

18. Dewayne Scales

733 • 1977-80			
	G	REBOUNDS	AVG.
Totals	84	733	8.7

19. Roger Sigler

713 • 1953-56			
	G	REBOUNDS	AVG.
Totals	69	713	10.3

20. Nikita Wilson

699 • 1983-87			
	G	REBOUNDS	AVG.
Totals	110	699	6.4

21. Clarence Ceasar

670 • 1991-95			
	G	REBOUNDS	AVG.
Totals	112	670	6.0

22. Jerry Reynolds

613 • 1982-85			
	G	REBOUNDS	AVG.
Totals	90	613	6.8

23. Collis Temple, Jr.

607 • 1971-74			
	G	REBOUNDS	AVG.
Totals	75	607	8.1

24. Wayne Sims

603 • 1987-90			
	G	REBOUNDS	AVG.
Totals	117	603	5.2

25. Ralph Jukkola

601 • 1966-69			
	G	REBOUNDS	AVG.
Totals	78	601	7.7

26. Jose Vargas


576 • 1984-88			
	G	REBOUNDS	AVG.
Totals	130	576	4.4

27. Troy Rushing

560 • 1954-57			
	G	REBOUNDS	AVG.
Totals	71	560	7.9

28. Jim Crisco

544 • 1956-59			
	G	REBOUNDS	AVG.
Totals	75	544	7.3



Ronald Dupree

29. Bill Wilson

543 • 1962-65			
	G	REBOUNDS	AVG.
Totals	62	543	8.7

30. Danny Hester

542 • 1968-70			
	G	REBOUNDS	AVG.
Totals	54	542	10.0

31. Geert Hammink

536 • 1988-89, '90-93			
	G	REBOUNDS	AVG.
Totals	113	536	4.7

32. Jaime Lloreda

525 • 2002-04			
	G	REBOUNDS	AVG.
Totals	52	525	10.1

33. Pete Maravich

513 • 1967-70			
	G	REBOUNDS	AVG.
Totals	82	513	6.2

34. John Williams

503 • 1984-86			
	G	REBOUNDS	AVG.
Totals	66	503	7.6

35. Garrett Temple

502 • 2005-09			
	G	REBOUNDS	AVG.
Totals	134	502	3.7

36. Jabari Smith

501 • 1998-00			
	G	REBOUNDS	AVG.
Totals	61	501	8.2

**200 Assist Club
1966-PRESENT**

1. Kenny Higgs

YEAR	G	TOTAL	AVG.
1974-78	106	646	6.1

2. Ethan Martin

YEAR	G	TOTAL	AVG.
1977-81	123	638	5.2

3. Torris Bright

YEAR	G	TOTAL	AVG.
1999-03	129	544	4.2

4. Garrett Temple

YEAR	G	TOTAL	AVG.
2005-09	134	482	3.6

5. Pete Maravich

YEAR	G	TOTAL	AVG.
1967-70	83	425	5.1

6. Derrick Taylor

YEAR	G	TOTAL	AVG.
1981-82; 83-86	124	401	3.2

7. Darrel Mitchell

YEAR	G	TOTAL	AVG.
2002-06	127	367	2.9

8. Ricky Blanton

YEAR	G	TOTAL	AVG.
1984-86; 87-89	129	314	2.4

9. Mike Darnall

YEAR	G	TOTAL	AVG.
1972-75	66	299	4.5

10. Tasmin Mitchell

YEAR	G	TOTAL	AVG.
2005-10	137	291	2.1

11. Johnny Jones

YEAR	G	TOTAL	AVG.
1980-84	121	271	2.2

12. Bernard Woodside

YEAR	G	TOTAL	AVG.
1985-88	100	266	2.7

13. Jordy Hultberg

YEAR	G	TOTAL	AVG.
1977-80	114	256	2.2

14. T. J. Pugh

YEAR	G	TOTAL	AVG.
1990-92	58	253	4.4

15. Tommy Hess

YEAR	G	TOTAL	AVG.
1970-72	67	251	3.7

16. Greg Cook

YEAR	G	TOTAL	AVG.
1976-77; 78-81	119	246	2.1

17. John Tudor

YEAR	G	TOTAL	AVG.
1981-84	122	241	2.0

18. Clarence Cesar

YEAR	G	TOTAL	AVG.
1991-95	112	234	2.1

19. Jermaine Williams

YEAR	G	TOTAL	AVG.
1999-02	120	233	1.9

20. Chris Jackson

YEAR	G	TOTAL	AVG.
1988-90	64	232	3.6

21. Bo Spencer

YEAR	G	TOTAL	AVG.
2007-10	93	210	2.2

22. Antonio Hudson

YEAR	G	TOTAL	AVG.
2001-05	124	209	1.7

23. Howard Carter

YEAR	G	TOTAL	AVG.
1979-83	128	225	1.7

24. Randy Livingston

YEAR	G	TOTAL	AVG.
1994-96	29	220	7.6

25. Don Redden

YEAR	G	TOTAL	AVG.
1982-86	103	215	2.1

26. Jerry Reynolds

YEAR	G	TOTAL	AVG.
1982-85	90	211	2.3

27. Xavier Whipple

YEAR	G	TOTAL	AVG.
2001-05	98	209	2.1

100 Steals Club

1. Clarence Cesar

YEAR	G	TOTAL	AVG.
1991-95	112	310	2.8

2. Ethan Martin

YEAR	G	TOTAL	AVG.
1977-81	123	279	2.3

3. Torris Bright

YEAR	G	TOTAL	AVG.
2000-03	129	246	1.9

4. Darrel Mitchell

YEAR	G	TOTAL	AVG.
2002-06	127	219	1.7

5. Derrick Taylor

YEAR	G	TOTAL	AVG.
1981-82; 83-86	124	207	1.7

6. Jerry Reynolds

YEAR	G	TOTAL	AVG.
1982-85	90	194	2.1

7. Garrett Temple

YEAR	G	TOTAL	AVG.
2006-09	134	191	1.4

8. Tasmin Mitchell

YEAR	G	TOTAL	AVG.
2005-10	137	190	

9. Darryl Joe

YEAR	G	TOTAL	AVG.
1986-88	67	169	2.5

10. Jermaine Williams

YEAR	G	TOTAL	AVG.
1988-92	120	154	1.3

11. Leonard Mitchell

YEAR	G	TOTAL	AVG.
1980-84	118	151	1.3

12. Antonio Hudson

YEAR	G	TOTAL	AVG.
2001-05	124	139	1.1

13. Vernel Singleton

YEAR	G	TOTAL	AVG.
1988-92	125	136	1.1

14. Johnny Jones

YEAR	G	TOTAL	AVG.
1980-84	121	136	1.1

15. Brian Beshara

YEAR	G	TOTAL	AVG.
1998-01	89	126	1.4

16. Maurice Williamson

YEAR	G	TOTAL	AVG.
1989-93	87	121	1.3

17. Ronald Dupree

YEAR	G	TOTAL	AVG.
1999-03	129	110	0.8

18. Collis Temple III

YEAR	G	TOTAL	AVG.
1999-03	115	110	0.9

19. Jamie Brandon

YEAR	G	TOTAL	AVG.
1991-94	82	109	1.3

20. Shaquille O'Neal

YEAR	G	TOTAL	AVG.
1989-92	90	108	1.2

21. Ronnie Henderson

YEAR	G	TOTAL	AVG.
1993-96	77	104	1.3

60-Point Club (5 by 2 players all-time)

69	Pete Maravich vs. Alabama	Feb. 7, 1970
66	Pete Maravich vs. Tulane	Feb. 10, 1969
64	Pete Maravich vs. Kentucky	Feb. 21, 1970
61	Pete Maravich vs. Vanderbilt	Dec. 11, 1969
60	Bob Pettit vs. Louisiana College	Dec. 7, 1953

50-Point Club (30 by 4 players all-time)

59	Pete Maravich vs. Alabama	Feb. 17, 1968
58	Pete Maravich vs. Georgia	March 8, 1969
58	Pete Maravich vs. Mississippi State	Dec. 22, 1967
57	Bob Pettit vs. Georgia	Jan. 9, 1954
55	Chris Jackson vs. Ole Miss	March 4, 1989
55	Pete Maravich vs. Mississippi State	March 2, 1970
55	Pete Maravich vs. Kentucky	Jan. 24, 1970
55	Pete Maravich vs. Alabama	Jan. 3, 1970
55	Pete Maravich vs. Mississippi State	March 3, 1969
55	Pete Maravich vs. Tulane	Dec. 14, 1968
55	Pete Maravich vs. Tulane	Feb. 21, 1968
55	Pete Maravich vs. Auburn	Jan. 3, 1968
54	Pete Maravich vs. Auburn	Feb. 15, 1969
54	Pete Maravich vs. Vanderbilt	Jan. 29, 1968
53	Shaquille O'Neal vs. Arkansas State	Dec. 18, 1990
53	Chris Jackson vs. Florida	Dec. 10, 1988
53	Pete Maravich vs. Ole Miss	Jan. 31, 1970
53	Pete Maravich vs. St. John's	Dec. 29, 1969
53	Pete Maravich vs. Duquesne	Dec. 30, 1968
52	Pete Maravich vs. Florida	Feb. 4, 1970
52	Pete Maravich vs. Kentucky	Jan. 25, 1969
52	Pete Maravich vs. Loyola	Dec. 2, 1968
52	Pete Maravich vs. Kentucky	Jan. 27, 1968
52	Pete Maravich vs. Tulane	Jan. 11, 1968
51	Chris Jackson vs. Texas	Jan. 2, 1990
51	Pete Maravich vs. Georgia	Feb. 12, 1968
51	Pete Maravich vs. Loyola	Dec. 9, 1967
50	Chris Jackson vs. Tennessee	Feb. 11, 1989
50	Pete Maravich vs. Southern California	Dec. 18, 1969
50	Pete Maravich vs. Florida	Feb. 12, 1969

40-Point Club (42 by 8 players since 1967)

49	Chris Jackson vs. Tennessee	Feb. 10, 1990
49	Pete Maravich vs. Tulane	Feb. 9, 1970
49	Pete Maravich vs. Mississippi State	Feb. 2, 1970
49	Pete Maravich vs. Clemson	Dec. 20, 1969
49	Pete Maravich vs. Ole Miss	March 1, 1969
49	Pete Maravich vs. Auburn	Feb. 7, 1968
48	Chris Jackson vs. Florida	March 1, 1989
48	Chris Jackson vs. Louisiana Tech	Dec. 6, 1988
48	Pete Maravich vs. Tampa	Dec. 2, 1967
47	Pete Maravich vs. Georgia	Dec. 21, 1968
47	Pete Maravich vs. Florida	Feb. 10, 1968
46	Chris Jackson vs. Vanderbilt	Feb. 18, 1990
46	Pete Maravich vs. Auburn	Feb. 16, 1970
46	Pete Maravich vs. Oregon State	Dec. 22, 1969
46	Pete Maravich vs. Tulane	Dec. 13, 1969
46	Pete Maravich vs. Auburn	Jan. 11, 1969
46	Pete Maravich vs. Ole Miss	Dec. 19, 1967
45	Chris Jackson vs. Georgia	Jan. 24, 1990
45	Pete Maravich vs. Loyola	Dec. 9, 1969
45	Pete Maravich vs. Kentucky	Feb. 22, 1969
45	Pete Maravich vs. Wyoming	Dec. 26, 1968
45	Pete Maravich vs. Florida	Dec. 18, 1968
44	Kenny Higgs vs. Duke	Dec. 20, 1974
44	Pete Maravich vs. Auburn	Jan. 10, 1970
44	Pete Maravich vs. Kentucky	Feb. 3, 1968
43	Shaquille O'Neal vs. Northern Arizona	Dec. 28, 1991
43	Pete Maravich vs. Oregon State	Dec. 4, 1969
42	Al Sanders vs. Auburn	Feb. 14, 1972
42	Pete Maravich vs. Alabama	Jan. 4, 1969
42	Pete Maravich vs. Vanderbilt	March 4, 1968
42	Pete Maravich vs. Florida State	Dec. 16, 1967



Chris Jackson

42	Pete Maravich vs. Wisconsin	Dec. 15, 1967
42	Pete Maravich vs. Texas	Dec. 4, 1967
41	Tasmin Mitchell vs. Mississippi State	Feb. 11, 2009
41	Chris Jackson vs. Kentucky	Feb. 15, 1990
41	Pete Maravich vs. Georgia	March 7, 1970
40	Ronnie Henderson vs. Alabama	Feb. 11, 1995
40	Chris Jackson vs. Mississippi State	Jan. 4, 1990
40	Durand Macklin vs. Tennessee	Jan. 15, 1977
40	Pete Maravich vs. Pittsburgh	Jan. 31, 1969
40	Pete Maravich vs. Oklahoma City	Dec. 28, 1968
40	Pete Maravich vs. Ole Miss	Feb. 24, 1968

30-Point Club (141 by 34 players since 1967)

39	Al Sanders vs. Loyola	Dec. 1, 1970
38	Tasmin Mitchell vs. Auburn	Jan. 20, 2010
38	Marcus Thornton vs. Miss. State	March 8, 2008
38	Marcus Thornton vs. Auburn	Jan. 30, 2008
38	Shaquille O'Neal vs. Ole Miss	Feb. 20, 1991
38	Shaquille O'Neal vs. Georgia	Feb. 8, 1991
38	Chris Jackson vs. Vanderbilt	Feb. 18, 1989
38	Kenny Higgs vs. Tennessee	March 1, 1975
38	Pete Maravich vs. Vanderbilt	Feb. 14, 1970
38	Pete Maravich vs. Florida	Feb. 11, 1970
38	Pete Maravich vs. UCLA	Dec. 23, 1969
38	Pete Maravich vs. Alabama	Feb. 8, 1969
38	Pete Maravich vs. Vanderbilt	Jan. 9, 1969
38	Pete Maravich vs. Clemson	Dec. 7, 1968
37	Chris Jackson vs. Ole Miss	March 3, 1990
37	Chris Jackson vs. Southern Miss	Nov. 15, 1989
37	Chris Jackson vs. Tennessee	March 10, 1989
37	Ricky Blanton vs. Tennessee-Martin	Dec. 20, 1988
37	Bill Newton vs. Georgetown	Jan. 6, 1972
37	Al Sanders vs. Ole Miss	Jan. 30, 1971
37	Pete Maravich vs. Georgia	Feb. 18, 1970
36	Marcus Thornton vs. Georgia	March 2, 2008
36	Ronnie Henderson vs. Oklahoma State	Dec. 20, 1994
36	Ronnie Henderson vs. Kentucky	Feb. 15, 1994
36	Shaquille O'Neal vs. Indiana	March 21, 1992
36	Shaquille O'Neal vs. Alabama	Feb. 17, 1991
36	Glenn Hansen vs. Florida	Feb. 8, 1975
35	Maurice Carter vs. Arkansas	Jan. 2, 1999
35	Duane Spencer vs. Alabama	Feb. 15, 1997
35	Chris Jackson vs. UNLV	Jan. 28, 1990
35	Glenn Hansen vs. Auburn	Jan. 25, 1975
35	Glenn Hansen vs. Vanderbilt	Feb. 11, 1974
35	Bill Newton vs. Loyola	Jan. 8, 1972
35	Pete Maravich vs. Ole Miss	Feb. 28, 1970
35	Pete Maravich vs. Vanderbilt	Feb. 17, 1969
34	Ronnie Henderson vs. Maryland-Baltimore County	Dec. 30, 1994

34	Roman Rubchenko vs. Georgia State	Dec. 28, 1994	31	Ronnie Henderson vs. Ole Miss	Feb. 3, 1996
34	Ronnie Henderson vs. Troy State	Dec. 6, 1994	31	Ronnie Henderson vs. Nicholls State	Jan. 23, 1996
34	Roman Rubchenko vs. George Mason	Dec. 3, 1994	31	Ronnie Henderson vs. Alabama	Jan. 6, 1996
34	Shaquille O'Neal vs. Georgia	Jan. 7, 1991	31	Shaquille O'Neal vs. Mississippi State	March 7, 1992
34	Shaquille O'Neal vs. Vanderbilt	Jan. 2, 1991	31	Shaquille O'Neal vs. Florida	Jan. 26, 1991
34	Chris Jackson vs. Loyola Marymount	Feb. 3, 1990	31	Mike Hansen vs. Tennessee	Jan. 22, 1991
34	Chris Jackson vs. Kentucky	Feb. 15, 1989	31	Chris Jackson vs. Georgia	Feb. 25, 1990
34	Chris Jackson vs. Vanderbilt	Jan. 18, 1989	31	Maurice Williamson vs. Vanderbilt	Feb. 18, 1990
34	Ricky Blanton vs. Chaminade	Dec. 29, 1988	31	Ricky Blanton vs. Auburn	Jan. 7, 1989
34	DeWayne Scales vs. Montana State	Dec. 18, 1987	31	Ricky Blanton vs. Southern	Dec. 5, 1987
34	Kenny Higgs vs. Mississippi State	Jan. 2, 1978	31	Anthony Wilson vs. Georgia	March 7, 1987
34	Pete Maravich vs. Yale	Dec. 30, 1969	31	Don Redden vs. Hawaii Pacific	Dec. 1, 1985
34	Pete Maravich vs. Mississippi State	Feb. 19, 1968	31	Don Redden vs. Mississippi State	Feb. 20, 1984
33	Marcus Thornton vs. Southeastern	Jan. 3, 2009	31	Durand Macklin vs. Lamar	March 14, 1981
33	Stromile Swift vs. Wyoming	Nov. 27, 1999	31	Durand Macklin vs. Alcorn State	March 8, 1980
33	Roger Washington vs. Louisville	Dec. 7, 1996	31	DeWayne Scales vs. Georgia	Feb. 9, 1980
33	Ronnie Henderson vs. Georgia	Feb. 18, 1995	31	Kenny Higgs vs. Auburn	Feb. 20, 1978
33	Clarence Ceasar vs. Arkansas	March 2, 1994	31	Glenn Hansen vs. Tennessee	March 1, 1975
33	Shaquille O'Neal vs. Tennessee	Feb. 23, 1991	31	Bill Newton vs. Kentucky	Feb. 26, 1972
33	Shaquille O'Neal vs. Kentucky	Feb. 5, 1991	31	Pete Maravich vs. Ole Miss	Feb. 1, 1969
33	Chris Jackson vs. Tennessee	Jan. 8, 1990	30	Marcus Thornton vs. Butler	March 19, 2009
33	Chris Jackson vs. UTEP	March 17, 1989	30	Marcus Thornton vs. Xavier	Jan. 24, 2009
33	Chris Jackson vs. Auburn	Jan. 7, 1989	30	Tasmin Mitchell vs. South Carolina	Jan. 14, 2009
33	Jose Vargas vs. Florida	Dec. 16, 1986	30	Brandon Bass vs. Louisiana-Lafayette	Nov. 21, 2004
33	Howard Carter vs. Auburn	Jan. 21, 1981	30	Jaime Lloreda vs. McNeese State	Nov. 24, 2003
33	DeWayne Scales vs. Boston	Dec. 28, 1979	30	Ronald Dupree at Arkansas	Feb. 16, 2002
33	Kenny Higgs vs. Tennessee	Jan. 26, 1976	30	Collis Temple III at Tennessee	March 3, 2001
33	Glenn Hansen vs. Tennessee	Jan. 27, 1975	30	Jabari Smith vs. Alabama	Feb. 10, 1999
33	Pete Maravich vs. Mississippi State	Feb. 3, 1969	30	Ronnie Henderson vs. Georgia	Feb. 7, 1996
33	Pete Maravich vs. Clemson	Jan. 24, 1968	30	Ronnie Henderson vs. Auburn	Jan. 21, 1996
32	Marcus Thornton vs. Florida	Feb. 24, 2009	30	Ronnie Henderson vs. Ole Miss	Feb. 15, 1995
32	Marcus Thornton vs. Troy	Nov. 30, 2008	30	Jamie Brandon vs. Auburn	Jan. 8, 1994
32	Darrel Mitchell vs. Ohio State	Jan. 15, 2005	30	Maurice Williamson vs. BYU	March 19, 1992
32	Ronnie Henderson vs. Auburn	Feb. 25, 1995	30	Shaquille O'Neal vs. Auburn	Feb. 22, 1992
32	Shaquille O'Neal vs. Ole Miss	Jan. 19, 1991	30	Shaquille O'Neal vs. Tennessee	Jan. 29, 1992
32	Chris Jackson vs. Kansas	Nov. 17, 1989	30	Chris Jackson vs. Alabama	Jan. 21, 1989
32	DeWayne Scales vs. Ole Miss	Feb. 21, 1980	30	Chris Jackson vs. Maryland	Jan. 2, 1989
32	Durand Macklin vs. Delaware	Dec. 29, 1979	30	Chris Jackson vs. Morehead State	Dec. 28, 1988
32	Kenny Higgs vs. Kentucky	Feb. 2, 1976	30	Ricky Blanton vs. Vanderbilt	March 11, 1988
32	Kenny Higgs vs. Tulane	Dec. 3, 1975	30	Jose Vargas vs. Oklahoma	Jan. 11, 1988
32	Glenn Hansen vs. Auburn	Feb. 24, 1975	30	Ricky Blanton vs. Northern Iowa	Dec. 28, 1987
32	Eddie Palubinskas vs. Florida	Feb. 9, 1974	30	Jose Vargas vs. Southwest Texas	Dec. 22, 1987
32	Eddie Palubinskas vs. Memphis State	Dec. 5, 1972	30	Durand Macklin vs. Vanderbilt	Jan. 30, 1980
32	Pete Maravich vs. Florida	Jan. 6, 1968	30	Durand Macklin vs. Vanderbilt	Jan. 2, 1980
31	Marcus Thornton vs. Mississippi State	Jan. 21, 2009	30	Al Green vs. Tulane	Dec. 9, 1978
31	Duane Spencer vs. North Carolina A&T	Nov. 30, 1996	30	Durand Macklin vs. Georgia	Feb. 4, 1978



Pete Maravich



Rudy Macklin



Ricky Blanton

30	Durand Macklin vs. Vanderbilt	Jan. 16, 1978
30	Kenny Higgs vs. Auburn	Feb. 26, 1977
30	Kenny Higgs vs. California	Nov. 29, 1975
30	Glenn Hansen vs. Kentucky	Jan. 5, 1974
30	Eddie Palubinskas vs. Nevada-Reno	Dec. 3, 1973
30	Al Sanders vs. Ole Miss	March 4, 1972
30	Bill Newton vs. Vanderbilt	Feb. 13, 1971
30	Al Sanders vs. Florida	Feb. 10, 1971
30	Bill Newton vs. Utah State	Dec. 27, 1970
30	Pete Maravich vs. Tennessee	Feb. 23, 1970
30	Pete Maravich vs. Alabama	Dec. 30, 1967
30	Danny Hester vs. Georgetown	March 15, 1970

20 Rebound Club (18 by 8 players)

32	Durand Macklin vs. Tulane	Nov. 26, 1976
26	Al Sanders vs. Mississippi State	Feb. 7, 1972
26	Al Sanders vs. Mississippi State	Feb. 1, 1971
25	Danny Hester vs. Ole Miss	Jan. 31, 1970 25
25	Al Sanders vs. Florida	Dec. 18, 1970
25	Bob Pettit vs. Holy Cross	Dec. 29, 1953
24	Shaquille O'Neal vs. Loyola Marymount (20 pts)	Feb. 3, 1990
23	Lionel Green vs. Vanderbilt	Feb. 5, 1979
22	Durand Macklin vs. Auburn (26 pts)	Jan. 16, 1980
21	Shaquille O'Neal vs. Kentucky	Feb. 15, 1990
21	Jaime Lloreda vs. McNeese State	Nov. 24, 2003
21	Shaquille O'Neal vs. Florida (31 pts)	Jan. 26, 1991
21	Lionel Green vs. Montana State	Dec. 18, 1978
20	Geert Hammink vs. Campbell (20 pts)	Dec. 16, 1992
20	Shaquille O'Neal vs. Kentucky (20 pts)	Feb. 2, 1992
20	Shaquille O'Neal vs. Auburn (30 pts)	Feb. 22, 1992
20	Shaquille O'Neal vs. Nicholls (24 pts)	Dec. 29, 1990
20	Lionel Green vs. Tulane	Dec. 9, 1978

15 Rebound Club (102 by 29 players)

19	Anthony Randolph vs. Vanderbilt	Jan. 19, 2009
19	Misha Mutavdzic vs. McNeese State	Nov. 29, 1994
19	Shaquille O'Neal vs. North Arizona	Dec. 28, 1991
19	Shaquille O'Neal vs. Texas	Jan. 3, 1992
19	Shaquille O'Neal vs. Auburn	Jan. 8, 1992
19	Shaquille O'Neal vs. Arkansas State	Dec. 18, 1990
19	Shaquille O'Neal vs. Alabama	Feb. 17, 1991
19	Shaquille O'Neal vs. Florida	Feb. 27, 1991
19	Shaquille O'Neal vs. Texas	Jan. 2, 1990
18	Tasmin Mitchell vs. Southeastern	Dec. 14, 2009
18	Glen Davis vs. Arkansas	Feb. 10, 2007
18	Glen Davis vs. Arkansas	Jan. 19, 2005
18	Geert Hammink vs. Ole Miss	March 6, 1993
18	Shaquille O'Neal vs. Alabama	Feb. 29, 1992
18	Shaquille O'Neal vs. Alabama	Jan. 16, 1991
18	Shaquille O'Neal vs. Mississippi State	Jan. 29, 1991
18	Stanley Roberts vs. Cal State L.A.	Dec. 8, 1989
18	Jose Vargas vs. Florida	Dec. 16, 1986
18	Durand Macklin vs. Villanova	Dec. 28, 1976
17	Tasmin Mitchell vs. Tennessee	Feb. 4, 2010
17	Glen Davis vs. Alabama	Jan. 9, 2007
17	Brandon Bass vs. Mississippi State	Feb. 16, 2005
17	Jaime Lloreda vs. Arkansas	Feb. 7, 2004
17	Jabari Smith vs. Texas Pan-American	Nov. 16, 1998
17	Geert Hammink vs. Tennessee	Feb. 20, 1993
17	Shaquille O'Neal vs. Tennessee	Jan. 29, 1992
17	Shaquille O'Neal vs. Kentucky	Jan. 5, 1991
17	Shaquille O'Neal vs. Georgia	Feb. 8, 1991
17	Ricky Blanton vs. Vanderbilt	Feb. 8, 1988
17	Leonard Mitchell vs. Chaminade	Nov. 25, 1982
17	Lionel Green vs. Colgate	Dec. 29, 1977
17	DeWayne Scales vs. Vanderbilt	Feb. 13, 1978
17	DeWayne Scales vs. Kentucky	Feb. 11, 1978
17	Greg Cook at Pacific	Dec. 20, 1986
17	Rick Mattick vs. Vanderbilt	Feb. 21, 1977
16	Storm Warren vs. Northwestern State	Dec. 12, 2009
16	Storm Warren vs. Louisiana-Lafayette	Dec. 1, 2009
16	Glen Davis vs. Arkansas	Feb. 8, 2006



Shaquille O'Neal

16	Glen Davis vs. UNO	Dec. 13, 2005
16	Jaime Lloreda vs. South Carolina	Jan. 24, 2004
16	Jaime Lloreda vs. Southern Miss	Dec. 20, 2003
16	Ronald Dupree vs. Nicholls	Dec. 30, 2001
16	Ronald Dupree vs. Campbell	Nov. 17, 2001
16	Ronald Dupree vs. Arkansas	Jan. 26, 2000
16	Shaquille O'Neal vs. Arkansas	Jan. 11, 1992
16	Shaquille O'Neal vs. Tennessee	March 13, 1992
16	Shaquille O'Neal vs. Chapman	Dec. 7, 1990
16	Shaquille O'Neal vs. Georgia	Jan. 7, 1991
16	Shaquille O'Neal vs. Kentucky	Feb. 5, 1991
16	Shaquille O'Neal vs. Connecticut	March 14, 1991
16	Stanley Roberts vs. Texas	Jan. 2, 1990
16	Ricky Blanton vs. Southern	Dec. 4, 1987
16	Leonard Mitchell vs. Washington	Dec. 1, 1983
16	Durand Macklin vs. Lamar	March 14, 1981
16	Durand Macklin vs. Mississippi State	Feb. 7, 1981
16	DeWayne Scales vs. Boston	Dec. 28, 1979
16	Durand Macklin vs. St. Francis	Nov. 24, 1978
16	Durand Macklin vs. Arkansas	Dec. 29, 1977
16	DeWayne Scales vs. Auburn	Feb. 20, 1978
16	DeWayne Scales vs. Kentucky	Jan. 14, 1978
16	Durand Macklin vs. Auburn	Jan. 29, 1977
16	Durand Macklin vs. Georgia	Jan. 17, 1977
15	Tasmin Mitchell vs. Cal State Fullerton	Dec. 2, 2008
15	Chris Johnson vs. Georgia	March 2, 2008
15	Chris Johnson vs. Ole Miss	Feb. 23, 2008
15	Glen Davis vs. Tennessee	March 8, 2007
15	Glen Davis vs. Florida	Feb. 11, 2006
15	Glen Davis vs. Kentucky	Feb. 25, 2006
15	Brandon Bass vs. Houston	Dec. 21, 2004
15	Jaime Lloreda vs. Arkansas	Jan. 6, 2004
15	Jaime Lloreda vs. South Carolina	March 14, 2003
15	Jaime Lloreda vs. Florida	Feb. 5, 2003
15	Ronald Dupree vs. Centenary	Jan. 17, 2001
15	Brian Beshara vs. Troy	Dec. 22, 1998
15	Jabari Smith vs. Alabama	Feb. 10, 1999
15	Geert Hammink vs. Mississippi State	Feb. 10, 1993

15	Jamie Brandon vs. South Carolina	Jan. 30, 1993
15	Shaquille O'Neal vs. Ole Miss	Feb. 25, 1992
15	Shaquille O'Neal vs. Florida	Feb. 5, 1992
15	Shaquille O'Neal vs. Ole Miss	Jan. 25, 1992
15	Shaquille O'Neal vs. ULM	Nov. 22, 1991
15	Shaquille O'Neal vs. Southeastern	Nov. 26, 1990
15	Stanley Roberts vs Georgia Tech	March 17, 1990
15	Shaquille O'Neal vs. Vanderbilt	Feb. 27, 1990
15	Shaquille O'Neal vs. Vanderbilt	Feb. 18, 1990
15	Shaquille O'Neal vs Georgia	Jan. 24, 1990
15	Shaquille O'Neal vs. Kentucky	Jan. 13, 1990
15	Vernel Singleton at Tennessee	Jan. 11, 1989
15	Nikita Wilson vs. BYU Hawaii	Dec. 31, 1986
15	Oliver Brown vs. Denison	Jan. 1, 1987
15	John Williams vs UNCW	Dec. 22, 1984
15	Steffond Johnson vs. Ole Miss	Feb. 12, 1984
15	Jerry Reynolds vs. Vanderbilt	Jan. 1, 1984
15	Howard Carter vs. Florida	Jan. 3, 1981
15	Durand Macklin vs. Tennessee	Feb. 21, 1981
15	Leonard Mitchell vs. Colgate	Nov. 28, 1980
15	DeWayne Scales vs. DePaul	Jan. 20, 1980
15	Lionel Green vs. Michigan State	March 16, 1979
15	Durand Macklin vs. Alabama	March 6, 1978
15	DeWayne Sacles vs. Ole Miss	Feb. 25, 1978
15	DeWayne Scales vs. Tennessee	Feb. 5, 1978
15	DeWayne Scales vs. Oral Roberts	Dec. 1, 1978
15	Durand Macklin vs. Oral Roberts	Dec. 3, 1977
15	Greg Cook vs. Florida	Jan. 31, 1977
15	Greg Cook vs. Montana State	Dec. 27, 1976
15	Durand Macklin vs. Montana State	Dec. 27, 1976

15 Assists Club (8 by 3 players)

19	Kenny Higgs vs. Georgia	Jan. 17, 1977
18	Randy Livingston vs. George Mason	Dec. 3, 1994
18	Ethan Martin vs. Tulane	Dec. 6, 1980
18	Kenny Higgs vs. Tennessee	Jan. 15, 1977
17	Kenny Higgs vs. Mississippi State	Feb. 16, 1976
16	Kenny Higgs vs. Vanderbilt	Feb. 28, 1976
15	Randy Livingston vs. Troy	Dec. 6, 1994
15	Randy Livingston vs. McNeese State	Nov. 29, 1994

10 Assists Club (37 by 17 players)

14	Derrick Taylor vs. Kentucky	Feb. 27, 1982
13	Kenny Higgs vs. Niagara	Dec. 8, 1976
12	Torris Bright vs McNeese State	Dec. 7, 2002
12	Randy Livingston vs. MD Baltimore Co.	Dec. 30, 1994
12	Randy Livingston vs. Georgia State	Dec. 28, 1994
12	Ethan Martin vs. Lamar	March 14, 1981
12	Ethan Martin vs. Alabama	March 6, 1978
11	Lamont Roland vs. UNO	Dec. 16, 2000
11	DeJuan Collins vs. UNO	Nov. 20, 1997
11	Randy Livingston vs. Auburn	Jan. 11, 1995
11	Randy Livingston vs. Florida	Jan. 3, 1995
11	Randy Devall vs ULM	Feb. 3, 1990
11	Don Redden vs. Florida	Jan. 23, 1985
11	Jerry Reynolds vs. UNCA	Dec. 22, 1984
11	Ethan Martin vs. DePaul	Jan. 20, 1980
11	Willie Sims vs Auburn	Feb. 12, 1979
11	Ethan Martin vs. Army	Dec. 29, 1978
11	Ethan Martin vs. Tulane	Dec. 4, 1978
11	Kenny Higgs vs. Vanderbilt	Feb. 21, 1977
11	Kenny Higgs vs. Oklahoma City	Dec. 17, 1976
10	Garrett Temple vs. Troy	Nov. 30, 2008
10	Tack Minor vs. UNO	Nov. 24, 2004
10	Torris Bright vs Mississippi State	Jan. 11, 2003
10	Torris Bright vs Houston	Jan. 8, 2003
10	Torris Bright vs. Mercer	Nov. 25, 2001
10	Torris Bright vs. Alabama	Jan. 5, 2000
10	DeJuan Collins vs. Arkansas	Jan. 4, 1998
10	Randy Livingston vs. Alabama	Jan. 6, 1996
10	Maurice Williamson vs. Vanderbilt	Feb. 18, 1990
10	Dennis Brown vs. Ole Miss	Dec. 5, 1984
10	John Tudor vs. Auburn	Feb. 25, 1984
10	Ethan Martin vs Wichita State	March 22, 1981
10	Ethan Martin vs. Kentucky	Jan. 19, 1981
10	Greg Cook vs. Kentucky	March 1, 1980
10	Ethan Martin vs. Georgia	Jan. 3, 1979
10	Ethan Martin vs. Georgia	Feb. 4, 1978
10	Ethan Martin vs Mississippi State	Jan. 2, 1978



Glen Davis



Garrett Temple

NCAA Career Scoring Leaders (AVERAGE)

PLAYER, TEAM	YEARS	G	FG	FT	PTS.	AVG.
Pete Maravich, LSU	1968-70	83	1387	893	3667	44.2
Austin Carr, Notre Dame	1969-71	74	1017	526	2560	34.6
Oscar Robinson, Cinn.	1958-60	88	1052	869	2973	33.8
Calvin Murphy, Niagara	1968-70	77	947	654	2548	33.1
Dwight Lamar, UL-Laf.	1971-73	57	768	326	1862	32.7

NCAA Career Points Leaders

PLAYER, TEAM	LAST YEAR	G	PTS.
Pete Maravich, LSU	1970	83	3667
Freeman Williams, Portland State	1978	106	3249
Lionel Simmons, LaSalle	1990	131	3217
Alphonso Ford, Miss. Valley	1993	109	3165
Harry Kelly, Texas Southern	1983	110	3066

NCAA Most Points in a Season

PLAYER, TEAM	YEAR	G	FG	FT	PTS.
Pete Maravich, LSU	1970	31	522	337	1381
Elvin Hayes, Houston	1968	33	519	176	1214
Frank Selvy, Furman	1954	29	427	355	1209
Pete Maravich, LSU	1969	26	433	282	1148
Pete Maravich, LSU	1968	26	432	274	1138

NCAA Season Scoring Highs (AVERAGE)

PLAYER, TEAM	YEAR	G	FG	FT	PTS.	AVG.
Pete Maravich, LSU	1970	31	522	337	1381	44.5
Pete Maravich, LSU	1969	26	433	282	1148	44.2
Pete Maravich, LSU	1968	26	432	274	1138	43.8
Frank Selvy, Furman	1954	29	427	355	1209	41.7

NCAA Season Scoring Highs By Class (AVERAGE)

CLASS	PLAYER, TEAM	YEAR	G	FG	FT	PTS.	AVG.
Senior	Pete Maravich, LSU	1970	31	522	337	1381	44.5
Junior	Pete Maravich, LSU	1969	26	433	282	1148	44.2
Soph.	Pete Maravich, LSU	1968	26	432	274	1138	43.8
Fresh.	Chris Jackson, LSU	1989	32	359	163	965	30.2

SEC Scoring

YEAR	NAME	GMS.	PTS.	AVG.
1933	Sparky Wade	20	193	9.7
1934	Sparky Wade	17	211	12.4
1936	Arnold Bryan	15	209	13.9
1937	Arnold Bryan	20	287	14.4
1939	Charles Bozeman	15	178	11.9
1952	Bob Pettit	24	612	25.5
1953	Bob Pettit	23	573	24.9
1954	Bob Pettit	25	785	31.4
1968	Pete Maravich	26	1138	43.8
1969	Pete Maravich	26	1148	44.2
1970	Pete Maravich	32	1381	44.5
1989	Chris Jackson	32	965	30.2
1990	Chris Jackson	32	889	27.8
1991	Shaquille O'Neal	28	774	27.6
1995	Ronnie Henderson	27	630	23.3
1996	Ronnie Henderson	23	502	21.8
2001	Ronald Dupree	29	503	17.3
2006	Glen Davis	36	669	18.6

SEC Rebounding

YEAR	NAME	GMS.	REB.	AVG.
1970	Al Sanders	32	474	14.8
1971	Al Sanders	24	369	14.7
1986	John Williams	37	313	8.5
1990	Shaquille O'Neal	32	385	12.0
1991	Shaquille O'Neal	28	411	14.7
1992	Shaquille O'Neal	30	421	14.0
1993	Geert Hammink	32	325	10.2
2004	Jaime Lloreda	22	256	11.6
2006	Glen Davis	36	350	9.7
2007	Glen Davis	29	303	10.4

SEC Field Goal Percentage

YEAR	NAME	GMS.	FGM	FGA	PCT.
1968	Ralph Jukkola	26	125	196	63.7
1969	Dave Ramsden	26	112	166	67.5
1971	Al Sanders	25	209	355	58.8
1972	Al Sanders	26	171	287	59.6
1991	Shaquille O'Neal	28	312	497	62.8
1992	Shaquille O'Neal	30	294	478	61.5
2000	Stromile Swift	34	208	342	60.8
2005	Brandon Bass	30	181	319	56.7

SEC Three-Point Field Goals Per Game

YEAR	NAME	GMS.	MADE	AVG.
1987	Anthony Wilson	38	95	2.5

SEC Free Throw Percentage

YEAR	NAME	GMS.	FTM	FTA	PCT.
1966	Kenny Drost	26	75	82	90.2
1973	Ed Palubinskas	24	137	153	89.5
1986	Derrick Taylor	38	81	92	88.0
1989	Chris Jackson	32	163	200	81.5
1990	Chris Jackson	32	191	210	91.0

SEC Assists

YEAR	NAME	GMS.	NO.	AVG.
1970	Pete Maravich	31	192	6.3
1977	Kenny Higgins	27	239	8.9
1991	T. J. Pugh	30	196	6.5

SEC Blocks

YEAR	NAME	GMS.	NO.	AVG.
1990	Shaquille O'Neal	32	115	3.6
1991	Shaquille O'Neal	28	140	5.0
1992	Shaquille O'Neal	30	157	5.2
2006	Tyrus Thomas	36	99	3.1

SEC Steals

YEAR	NAME	GMS.	NO.	AVG.
1984	Jerry Reynolds	29	81	2.8
1986	Derrick Taylor	38	84	2.2
1987	Darryl Joe	39	93	2.4
1991	Shawn Griggs	29	81	2.8
1994	Clarence Ceasar	27	80	3.0
1995	Clarence Ceasar	22	66	3.0

Team Single Game

MOST POINTS SCORED

99 - vs. Tennessee, 3-13-92, Birmingham, Ala.
 95 - vs. Florida, 2-28-80, Birmingham, Ala.
 92 - vs. Vanderbilt, 3-10-06, Nashville, Tenn.
 89 - vs. Auburn, 3-11-05, Atlanta, Ga.
 89 - vs. Georgia, 3-7-87, Atlanta, Ga.
 89 - vs. Ole Miss, 3-12-93, Lexington, Ky.

MOST POINTS ALLOWED

97 - by Florida, 3-4-99, Atlanta, Ga.
 95 - by Tennessee, 3-10-89, Knoxville, Tenn.
 92 - by Auburn, 3-8-91, Nashville, Tenn.

FEWEST POINTS SCORED

49 - vs. Tennessee, 3-11-10, Nashville, Tenn.
 51 - vs. Mississippi State, 3-9-02, Atlanta, Ga.
 52 - vs. Ole Miss, 3-4-82, Lexington, Ky.

FEWEST POINTS ALLOWED

54 - by Mississippi State, 3-5-87, Atlanta, Ga.
 56 - by Arkansas, 3-13-03, New Orleans, La.
 57 - by Mississippi State, 3-9-02, Atlanta, Ga.

FIELD GOAL ATTEMPTS

80 - vs. Georgia, 3-10-94, Memphis, Tenn.
 80 - vs. Tennessee, 3-10-89, Knoxville, Tenn.
 79 - vs. Kentucky, 3-2-79, Birmingham, Ala.

FIELD GOALS MADE

39 - vs. Florida, 2-28-80, Birmingham, Ala.
 33 - three occasions

FIELD GOAL PERCENTAGE

.609 - vs. Florida, 2-28-80, Birmingham, Ala.
 .596 - vs. Ole Miss, 3-12-93, Lexington, Ky.
 .567 - vs. Vanderbilt, 3-10-06, Nashville, Tenn.

FREE THROW ATTEMPTS

42 - vs. Georgia, 3-7-87, Atlanta, Ga.
 42 - vs. Tennessee, 3-13-92, Birmingham, Ala.
 39 - vs. Florida, 3-5-81, Birmingham, Ala.

FREE THROWS MADE

31 - vs. Tennessee, 3-13-92, Birmingham, Ala.
 29 - vs. Georgia, 3-7-87, Atlanta, Ga.
 28 - vs. Vanderbilt, 3-11-88, Baton Rouge, La.

FREE THROW PERCENTAGE

1.000 - vs. Tennessee, 3-11-83, Birmingham, Ala.
 1.000 - vs. Kentucky, 3-7-86, Lexington, Ky.
 .903 - vs. Vanderbilt, 3-11-88, Baton Rouge, La.

THREE-POINT FIELD GOAL ATTEMPTS

30 - vs. Vanderbilt, 3-10-00, Atlanta, Ga.
 29 - vs. Georgia, 3-10-94, Memphis, Tenn.
 26 - vs. S. Carolina, 3-7-96, New Orleans, La.

THREE-POINT FIELD GOALS MADE

10 - vs. Vanderbilt, 3-10-00, Atlanta, Ga.
 10 - vs. Arkansas, 3-13-03, New Orleans, La.
 9 - vs. Kentucky, 3-14-93, Lexington, Ky.

THREE-POINT FIELD GOAL PERCENTAGE

.800 - (4-5) vs. Miss.State, 3-5-87, Atlanta, Ga.
 .600 - (6-10) vs. Georgia, 3-7-87, Atlanta, Ga.
 .583 - (7-12) vs. Georgia, 3-8-02, Atlanta, Ga.

REBOUNDS

49 - vs. Miss. State, 3/14/09, Tampa, Fla.
 47 - vs. Tennessee, 3-13-92, Birmingham, Ala.
 46 - vs. Florida, 3-6-86, Lexington, Ky.

ASSISTS

22 - vs. Ole Miss, 3-12-93, Lexington, Ky.
 21 - vs. Kentucky, 3-1-80, Birmingham, Ala.
 17 - two occasions

PERSONAL FOULS

31 - vs. Georgia, 3-10-94, Memphis, Tenn.
 29 - vs. Kentucky, 3-2-79, Birmingham, Ala.
 29 - vs. Florida, 3-4-99, Atlanta, Ga.

VICTORY MARGINS

31 - vs. Auburn, 3-11-05, Atlanta, Ga.
 29 - vs. Arkansas, 3-13-03, New Orleans, La.
 19 - vs. Vanderbilt, 3-10-06, Nashville, Tenn.
 19 - vs. Ole Miss, 3-12-93, Lexington, Ky.

DEFEAT MARGINS

24 - vs. Vanderbilt, 3-9-95, Atlanta, Ga.
 22 - vs. Florida, 3-4-99, Atlanta, Ga.
 21 - vs. Georgia, 3-6-97, Memphis, Tenn.
 21 - vs. South Carolina, 3-12-04, Atlanta, Ga.

Individual Single Game

MOST POINTS

37 - Chris Jackson, vs. Tennessee, 3-10-89, Knoxville, Tenn.
 31 - Anthony Wilson, vs. Georgia, 3-7-87, Atlanta, Ga.
 30 - Ricky Blanton, vs. Vanderbilt, 3-11-88, Baton Rouge, La.

FIELD GOAL ATTEMPTS

36 - Chris Jackson, vs. Tennessee, 3-10-89, Knoxville, Tenn.
 21 - John Williams, vs. Kentucky, 3-7-86, Lexington, Ky.
 20 - three occasions

FIELD GOALS MADE

15 - Chris Jackson, vs. Tennessee, 3-10-89, Knoxville, Tenn.
 13 - DeWayne Scales, vs. Kentucky, 3-1-80, Birmingham, Ala.
 12 - John Williams, vs. Kentucky, 3-7-86, Lexington, Ky.

FIELD GOAL PERCENTAGE (MIN 6 ATTEMPTS)

.875 - (7-8) Collis Temple III, vs. Vanderbilt, 3-10-00, Atlanta, Ga.
 .857 - (6-7) Brad Bridgewater, vs. Georgia, 3-8-02, Atlanta, Ga.
 .833 - (5-6) Shawn Griggs, vs. Auburn, 3-8-91, Nashville, Tenn.
 .833 - (5-6) Greg Cook, vs. Florida, 3-5-81, Birmingham, Ala.

FREE THROWS ATTEMPTED

17 -- Glen Davis, vs. Tennessee, 3-8-07, Atlanta, Ga.
 15 - Nikita Wilson, vs. Georgia, 3-7-87, Atlanta, Ga.
 12 - Antonio Hudson, vs. Georgia, 3-8-02, Atlanta, Ga.
 12 - Leonard Mitchell, vs. Florida, 3-5-81, Birmingham, Ala.

FREE THROWS MADE

14 - Nikita Wilson, vs. Georgia, 3-7-87, Atlanta, Ga.
 13 - Glen Davis, vs. Tennessee, 3-8-07, Atlanta, Ga.
 11 - Antonio Hudson, vs. Georgia, 3-8-02, Atlanta, Ga.

FREE THROW PERCENTAGE (MIN. 8 ATTEMPTS)

1.000 - (10-10) Ricky Blanton, vs. Vanderbilt, 3-11-88, Baton Rouge, La.
 .933 - (14-15) Nikita Wilson, vs. Georgia, 3-7-87, Atlanta, Ga.
 .900 - (9-10) Duane Spencer, vs. South Carolina, 3-7-96, New Orleans, La.

THREE-POINT FIELD GOAL ATTEMPTS

12 - Chris Jackson, vs. Tennessee, 3-10-89, Knoxville, Tenn.
 10 - Darryl Joe, vs. Kentucky, 3-12-88, Baton Rouge, La.
 10 - Maurice Carter, vs. South Carolina, 3-7-96, New Orleans, La.
 10 - Marcus Thornton, vs. South Carolina, 3-13-08, Atlanta, Ga.

THREE-POINT FIELD GOALS MADE

6 - Collis Temple III, vs. Vanderbilt, 3-10-00, Atlanta, Ga.
 5 - Antonio Hudson, vs. Auburn, 3-11-05, Atlanta, Ga.
 5 - Antonio Hudson, vs. South Carolina, 3-12-04, Atlanta, Ga.
 5 - Anthony Wilson, vs. Georgia, 3-7-87, Atlanta, Ga.

THREE-POINT FIELD GOAL PERCENTAGE (MIN. 4 MADE)

.857 - (6-7) Collis Temple III, vs. Vanderbilt, 3-10-00, Atlanta, Ga.
 .833 - (5-6) Anthony Wilson, vs. Georgia, 3-7-87, Atlanta, Ga.
 .800 - (4-5) Justin Anderson, vs. Kentucky, 3-14-92, Birmingham, Ala.

REBOUNDS

20 - John Williams, vs. Florida, 3-6-86, Lexington, Ky.
 16 - Geert Hammink, vs. Kentucky, 3-14-93, Lexington, Ky.
 16 - Shaquille O'Neal, vs. Tennessee, 3-13-92, Birmingham, Ala.

ASSISTS

10 - Greg Cook, vs. Kentucky, 3-1-80, Birmingham, Ala.
 9 - Bernard Woodside, vs. Kentucky, 3-12-88, Baton Rouge, La.
 7 - three occasions

BLOCKS

7 - Shaquille O'Neal, vs. Auburn, 3-9-90, Orlando, Fla.
 5 - Garrett Temple, vs. Tennessee, 3-8-07, Atlanta, Ga.
 4 - Vernel Singleton, vs. Auburn, 3-9-90, Orlando, Fla.
 4 - Jaime Lloreda, vs. Florida, 3-14-03, New Orleans, La.
 4 - Jaime Lloreda, vs. Mississippi State, 3-15-03, New Orleans, La.

STEALS

6 - Vernel Singleton, vs. Tennessee, 3-10-89, Knoxville, Tenn.
 5 - Jermaine Williams, vs. Vanderbilt, 3-7-02, Atlanta, Ga.
 5 - Jamie Brandon, vs. Kentucky, 3-14-92, Birmingham, Ala.
 5 - Darryl Joe, vs. Florida, 3-6-87, Atlanta, Ga.

Team Single Game

MOST POINTS

100 - vs. Lamar, 3-14-81, Austin, Texas
 98 - vs. Alcorn, 3-9-80, Denton, Texas
 96 - vs. Wichita State, 3-22-81, New Orleans, La.

MOST POINTS ALLOWED

94 - by Georgia Tech, 3-17-90, Knoxville, Tenn.
 88 - three occasions

FIELD GOAL ATTEMPTS

78 - vs. Purdue, 3-13-86, Baton Rouge, La.
 77 - vs. Georgia Tech, 3-17-90, Knoxville, Tenn.
 75 - three occasions

FIELD GOALS MADE

45 - vs. Lamar, 3-14-81, Austin, Texas
 41 - vs. Alcorn, 3-9-80, Denton, Texas
 39 - vs. Wichita State, 3-22-81, New Orleans, La.

FIELD GOAL PERCENTAGE

.639 (39-61) vs. Wichita State, 3-22-81, New Orleans, La.
 .608 (45-74) vs. Lamar, 3-14-81, Austin, Texas
 .555 (24-44) vs. Temple, 3-15-87, Rosemont, Ill.

FREE THROW ATTEMPTS

42 - vs. Indiana, 3-17-53, Kansas City, Mo.
 34 - vs. Holy Cross, 3-14-53, Raleigh, N. C.
 28 - vs. Memphis State, 3-15-86, Baton Rouge, La.
 28 - vs. UCLA, 4-1-06, Indianapolis, Ind.

FREE THROW MADE

23 - vs. Indiana, 3-17-53, Kansas City, Mo.
 21 - two occasions

FREE THROW PCT.

.923 (12-13) - vs. Indiana, 3-21-92, Boise, Id.
 .875 (7-8) - vs. UTEP, 3-17-89, Tucson, Ariz.
 .833 (15-18) - vs. Washington, 3-18-53, Kansas City, Mo.

THREE-POINT FIELD GOAL ATTEMPTS

31 - vs. UAB, 3-17-05, Boise, Idaho
 26 - vs. Purdue, 3-21-03, Birmingham, Ala.
 23 - vs. Indiana, 3-21-92, Boise, Idaho

THREE-POINT FIELD GOALS MADE

9 - vs. Georgia Tech, 3-13-87, Rosemont, Ill.
 7 - two occasions

THREE-POINT FIELD GOAL PERCENTAGE

.588 (9-17) - vs. Georgia Tech, 3-13-87, Rosemont, Ill.
 .500 (5-10) - vs. Iona, 3-15-06, Jacksonville, Fla.
 .500 (5-10) - vs. Temple, 3-15-87, Rosemont, Ill.
 .500 (4-8) - vs. Villanova, 3-15-90, Knoxville, Tenn.

REBOUNDS

51 - vs. Georgia Tech, 3-17-90, Knoxville, Tenn.
 47 - vs. Villanova, 3-15-90, Knoxville, Tenn.
 45 - four occasions

ASSISTS

29 - vs. Lamar, 3-14-81, Austin, Texas
 23 - vs. Georgia Tech, 3-13-87, Rosemont, Ill.
 23 - vs. BYU, 3-19-92, Boise, Idaho

PERSONAL FOULS

32 - vs. Louisville, 3-16-80, Houston, Texas
 32 - vs. Navy, 3-15-85, Dayton, Ohio
 30 - vs. Virginia, 3-30-81, Philadelphia, Pa.

VICTORY MARGIN

22 - vs. Lamar, 3-14-81, Austin, Texas
 16 - vs. Iona, 3-15-06, Jacksonville, Fla.
 16 - vs. Arkansas, 3-20-81, New Orleans, La.
 13 - vs. Lebanon Valley, 3-13-53, Raleigh, N.C.

DEFEAT MARGIN

24 - vs. Purdue, 3-21-03, Birmingham, Ala.
 23 - vs. Navy, 3-15-85, Dayton, Ohio
 20 - vs. Louisville, 3-16-80, Houston, Texas
 19 - vs. Washington, 3-18-53, Kansas City

Individual Single Game

MOST POINTS

36 - Bob Pettit, vs. Washington, 3-18-53, Kansas City, Mo.
 36 - Shaquille O'Neal, vs. Indiana, 3-21-92, Boise, Idaho
 31 - Durand Macklin, two occasions
 30 - Marcus Thornton, vs. Butler, 3-19-98, Greensboro, N.C.

FIELD GOAL ATTEMPTS

22 - three occasions

FIELD GOALS MADE

14 - Bob Pettit, vs. Washington, 3-18-53, Kansas City, Mo.
 13 - three occasions

FIELD GOAL PCT. (MIN. 10 ATTEMPTS)

.800 (8-10) - Brandon Bass, vs. UAB, 3-17-05, Boise, Idaho
 .800 (8-10) - Jordy Hultberg, vs. Louisville, 3-16-80, Houston, Texas
 .800 (8-10) - Nikita Wilson, vs. Temple, 3-5-87, Rosemont, Ill.

FREE THROW ATTEMPTS

13 - Glen Davis, vs. Duke, 3-23-06, Atlanta, Ga.
 12 - Brandon Bass, vs. UAB, 3-17-05, Boise, Idaho
 12 - Shaquille O'Neal vs. Indiana, 3-21-92, Boise, Idaho
 11 - Don Redden vs. Memphis State, 3-15-86, Baton Rouge, La.
 10 - Don Redden vs. Georgia Tech, 3-20-86, Atlanta, Ga.

FREE THROWS MADE

12 - Shaquille O'Neal, vs. Indiana, 3-21-92, Boise, Idaho
 9 - Brandon Bass, vs. UAB, 3-17-05, Boise, Idaho
 9 - Bob Pettit, vs. Indiana, 3-17-53, Kansas City, Mo.
 8 - Bob Pettit, vs. Washington, 3-18-53, Kansas City, Mo.
 8 - Glen Davis, vs. Duke, 3-23-06, Atlanta, Ga.
 8 - Glen Davis, vs. Iona, 3-15-06, Jacksonville, Fla.

FREE THROW PERCENTAGE (MIN. 8 ATTEMPTS)

1.000 (12-12) - Shaquille O'Neal, vs. Indiana, 3-21-92, Boise, Idaho
 .875 (7-8) - Anthony Wilson, vs. Purdue, 3-13-86, Baton Rouge, La.
 .875 (7-8) - John Williams, vs. Memphis State, 3-15-86, Baton Rouge, La.
 .875 (7-8) - Marcus Thornton, vs. Butler, 3-19-09, Greensboro, N.C.

THREE POINT FIELD GOAL ATTEMPTS

11 - Marcus Thornton, vs. N. Carolina, 3-21-09, Greensboro, N. C.
 10 - Antonio Hudson, vs. UAB, 3-17-05, Boise, Idaho
 9 - Anthony Wilson, vs. DePaul, 3-20-87; vs. Indiana, 3-22-87, Cincinnati, Ohio
 9 - Darryl Joe, vs. Georgia Tech, 3-13-87, Rosemont, Ill.

THREE-POINT FIELD GOALS MADE

7 - Darryl Joe, vs. Georgia Tech, 3-13-87, Rosemont, Ill.
 5 - Marcus Thornton, vs. N. Carolina, 3-19-09, Greensboro, N.C.
 3 - Maurice Williamson twice, Anthony Wilson, Jamie Brandon, Torris Bright, Tack Minor, Darrel Mitchell once

THREE-POINT FIELD GOAL PERCENTAGE (MIN. 5 ATTEMPTS)

.778 (7-9) - Darryl Joe, vs. Georgia Tech, 3-13-87, Rosemont, Ill.
 .600 (3-5) - Anthony Wilson, vs. Temple, 3-15-87, Rosemont, Ill.

REBOUNDS

19 - Durand Macklin, vs. Alcorn, 3-9-80, Denton, Texas
 16 - Durand Macklin, vs. Lamar, 3-14-81, Austin, Texas
 16 - Lionel Green, vs. Appalachian State, 3-10-79, Bloomington, Ind.

ASSISTS

12 - Ethan Martin, vs. Lamar, 3-14-81, Austin, Texas
 10 - Ethan Martin, vs. Wichita State, 3-22-81, New Orleans, La.
 9 - Darryl Joe, vs. Georgia Tech, 3-13-87, Rosemont, Ill.

BLOCKS

11 - Shaquille O'Neal, vs. BYU, 3-19-92, Boise, Idaho
 6 - Stromile Swift, vs. Southeast Missouri State, 3-16-00, Salt Lake City, Utah
 6 - Glen Davis, vs. Iona, 3-15-06, Jacksonville, Fla.

STEALS

6 - Clarence Ceasar, vs. BYU, 3-19-92, Boise, Idaho
 5 - Derrick Taylor twice, Darryl Joe once
 4 - Marcus Thornton, vs. Butler, 3-17-09, Greensboro, N.C.

Team Single Game

MOST POINTS

97 – vs. Oklahoma, 3-17-70, New York City
 94 – vs. UNO, 3-16-83, Baton Rouge
 79 – vs. Marquette, 3-19-70, New York City

MOST POINTS ALLOWED

101 – by Marquette, 3-19-70, New York City
 99 – by UNO, 3-16-83, Baton Rouge
 94 – by Oklahoma, 3-17-70, New York City

FIELD GOAL ATTEMPTS

80 – vs. Tulane, 3-12-82, Baton Rouge
 74 – vs. UNO, 3-16-83, Baton Rouge
 66 – vs. Oklahoma, 3-17-70, New York City

FIELD GOALS MADE

38 – vs. UNO, 3-16-83, Baton Rouge
 34 – vs. Oklahoma, 3-17-70, New York City
 31 – vs. Tulane, 3-12-82, Baton Rouge

FIELD GOAL PERCENTAGE

.515 (34-66) – vs. Oklahoma, 3-17-70, New York City
 .514 (38-74) – vs. UNO, 3-16-83, Baton Rouge
 48.4 (30-62) – vs. Georgetown, 3-15-70, New York City

FREE THROW ATTEMPTS

37 – vs. Georgetown, 3-15-70, New York City
 37 – vs. Oklahoma, 3-17-70, New York City
 36 – vs. Marquette, 3-19-70, New York City

FREE THROWS MADE

29 – vs. Oklahoma, 3-17-70, New York City
 27 – vs. Marquette, 3-19-70, New York City
 23 – vs. Georgetown, 3-15-70, New York City

FREE THROW PERCENTAGE

.846 (22-26) vs. Army, 3-20-70, New York City
 .833 (10-12) vs. Tulane, 3-12-82, Baton Rouge
 .783 (29-37) vs. Oklahoma, 3-17-70, New York City

THREE-POINT FIELD GOAL ATTEMPTS

21 – vs. Oklahoma, 3-17-04, Norman
 17 – vs. Ball State, 3-19-02, Baton Rouge
 14 – vs. Iowa, 3-13-02, Iowa City

THREE-POINT FIELD GOALS MADE

7 -- vs. Oklahoma, 3-17-04, Norman
 4 – vs. Iowa, 3-13-02, Iowa City
 4 – vs. Ball State, 3-19-02, Baton Rouge

THREE-POINT FIELD GOAL PERCENTAGE

.333 (7-21) -- vs. Oklahoma, 3-17-04, Norman
 .286 (4-14) – vs. Iowa, 3-13-02, Iowa City
 .235 (4-17) – vs. Ball State, 3-19-02, Baton Rouge

REBOUNDS

60 – vs. Oklahoma, 3-17-70, New York City
 56 – vs. Georgetown, 3-15-70, New York City
 51 – vs. Army, 3-20-70, New York City

ASSISTS

19 – vs. UNO, 3-16-83, Baton Rouge
 15 – vs. Ball State, 3-19-02, Baton Rouge
 11 – vs. Iowa, 3-13-02, Baton Rouge

PERSONAL FOULS

31 – vs. Tulane, 3-12-82, Baton Rouge
 30 – vs. Marquette, 3-19-70, New York City
 28 – vs. UNO, 3-16-83, Baton Rouge

VICTORY MARGIN

3 – vs. Oklahoma, 3-17-70, New York City
 2 – vs. Iowa, 3-13-02, Iowa City
 1 – vs. Georgetown, 3-15-70, New York City

DEFEAT MARGIN

22 – vs. Marquette, 3-19-70, New York City
 11 – vs. Tulane, 3-12-82, Baton Rouge
 10 – vs. Ball State, 3-19-02, Baton Rouge

Individual Single Game

MOST POINTS

37 – Pete Maravich, vs. Oklahoma, 3-17-70, New York City
 30 – Danny Hester, vs. Georgetown, 3-15-70, New York City
 25 – Torris Bright, vs. Ball State, 3-19-02, Baton Rouge

FIELD GOAL ATTEMPTS

33 – Pete Maravich vs. Oklahoma, 3-17-70, New York City
 20 – Howard Carter vs. UNO, 3-16-83, Baton Rouge
 18 – three times

FIELD GOALS MADE

14 – Pete Maravich vs. Oklahoma, 3-17-70, New York City
 12 – Danny Hester, vs. Georgetown, 3-15-70, New York City
 10 – Johnny Jones vs. Tulane, 3-12-82, Baton Rouge

FREE THROW ATTEMPTS

16 – Pete Maravich vs. Marquette, 3-19-70, New York City
 13 – Pete Maravich vs. Oklahoma, 3-17-70, New York City
 12 – twice

FREE THROWS MADE

12 – Pete Maravich vs. Marquette, 3-19-70, New York City
 9 – Pete Maravich vs. Oklahoma, 3-17-70, New York City
 8 – three times

FREE THROW PERCENTAGE (MIN. 8 ATTEMPTS)

100.0 (8-8) – Jermaine Williams, vs. Iowa, 3-13-02, Iowa City
 100.0 (8-8) – Torris Bright vs. Ball State, 3-19-02, Baton Rouge

THREE-POINT FIELD GOAL ATTEMPTS

9 – Torris Bright, vs. Ball State, 3-19-02, Baton Rouge
 7 – Antonio Hudson, vs. Oklahoma, 3-17-04, Norman
 7 – Torris Bright, vs. Iowa, 3-13-02, Iowa City
 5 – Antonio Hudson, vs. Ball State, 3-19-02, Baton Rouge

THREE-POINT FIELD GOALS MADE

3 – Tack Minor, vs. Oklahoma, 3-17-04, Norman
 3 – Torris Bright, vs. Iowa, 3-13-02, Iowa City
 3 – Torris Bright, vs. Ball State, 3-19-02, Baton Rouge

THREE-POINT FIELD GOAL PERCENTAGE (MIN. 5 ATTEMPTS)

.429 (3-7) – Torris Bright, vs. Iowa, 3-13-02, Iowa City
 .333 (2-6) – Darrel Mitchell, vs. Oklahoma, 3-17-04, Norman
 .333 (3-9) – Torris Bright, vs. Ball State, 3-19-02, Baton Rouge

REBOUNDS

19 – Apple Sanders, vs. Oklahoma, 3-17-70, New York City
 17 – Apple Sanders, vs. Georgetown, 3-15-70, New York City
 14 – Bill Newton, vs. Oklahoma, 3-17-70, New York City

ASSISTS

9 – Pete Maravich vs. Oklahoma, 3-17-70, New York City
 8 – Jermaine Williams vs. Ball State, 3-19-02, Baton Rouge
 7 – John Tudor vs. UNO, 3-16-83, Baton Rouge

BLOCKS

2 – Ronald Dupree, vs. Ball State, 3-19-02, Baton Rouge

STEALS

6 – Jerry Reynolds, vs. UNO, 3-16-83, Baton Rouge
 6 – Johnny Jones, vs. UNO, 3-16-83, Baton Rouge
 4 – Jermaine Williams, vs. Ball State, 3-19-02, Baton Rouge

SEASON	OVERALL			CONFERENCE			COACH
	W	L	PCT.	W	L	PCT.	
1908-09	5	2	.714	2	0	1.000	E. R. Wingard
1909-10	3	1	.750	2	0	1.000	J. W. Mayhew
1910-11	8	3	.727	0	1	.000	J. W. Mayhew
1911-12	4	6	.400	2	3	.400	F. M. Long
1912-13	2	3	.400	1	3	.250	F. M. Long
1913-14	7	5	.538	0	4	.000	Dr. C. C. Stroud
1914-15	10	1	.909	3	1	.750	Dr. C. C. Stroud
1915-16	14	10	.583	6	7	.462	Dr. C. C. Stroud
1916-17	20	2	.909	11	0	1.000	Dr. C. C. Stroud
1917-18	12	1	.923	3	0	1.000	Dr. C. C. Stroud
1918-19	1	0	1.000	0	0	.000	R. E. Edmonds
1919-20	19	2	.905	8	2	.800	Dr. C. C. Stroud
1920-21	19	4	.826	5	2	.714	Branch Bocock
1921-22	15	1	.938	3	1	.750	Tad Gormley
1922-23	10	10	.500	0	7	.000	Tad Gormley
1923-24	8	12	.400	0	7	.000	"Moon" Ducote
1924-25	10	7	.588	1	5	.167	"Gob" Wilson
1925-26	9	9	.500	4	5	.444	Harry Rabenhorst
1926-27	7	9	.438	3	5	.375	Harry Rabenhorst
1927-28	14	4	.778	8	4	.667	Harry Rabenhorst
1928-29	8	13	.381	5	10	.333	Harry Rabenhorst
1929-30	10	11	.476	6	8	.429	Harry Rabenhorst
1930-31	7	8	.467	4	5	.444	Harry Rabenhorst
1931-32	11	9	.550	9	9	.500	Harry Rabenhorst
1932-33	15	8	.652	13	7	.650	Harry Rabenhorst
1933-34	13	4	.765	13	3	.813	Harry Rabenhorst
1934-35	14	1	.933	12	0	1.000	Harry Rabenhorst
1935-36	10	10	.500	9	6	.600	Harry Rabenhorst
1936-37	13	7	.650	7	6	.539	Harry Rabenhorst
1937-38	10	10	.500	7	6	.539	Harry Rabenhorst
1938-39	13	7	.650	10	5	.667	Harry Rabenhorst
1939-40	10	8	.556	8	4	.667	Harry Rabenhorst
1940-41	9	9	.500	7	5	.583	Harry Rabenhorst
1941-42	8	7	.533	8	3	.727	Harry Rabenhorst
1942-43	18	4	.818	11	2	.846	Dale Morey
1943-44	10	15	.400	0	4	.000	Dale Morey
1944-45	15	9	.625	3	3	.500	Fatherree Swanson
1945-46	18	3	.857	8	0	1.000	Harry Rabenhorst
1946-47	17	4	.810	9	2	.818	Harry Rabenhorst
1947-48	8	18	.308	4	10	.286	Harry Rabenhorst
1948-49	15	10	.600	7	6	.539	Harry Rabenhorst
1949-50	13	12	.520	5	8	.385	Harry Rabenhorst
1950-51	10	14	.417	6	8	.429	Harry Rabenhorst
1951-52	17	7	.708	9	5	.643	Harry Rabenhorst
1952-53	22	3	.880	13	0	1.000	Harry Rabenhorst
1953-54	20	5	.800	14	0	1.000	Harry Rabenhorst
1954-55	6	18	.250	3	11	.214	Harry Rabenhorst
1955-56	7	17	.292	5	9	.357	Harry Rabenhorst
1956-57	6	19	.240	1	13	.071	Harry Rabenhorst
1957-58	7	18	.280	3	11	.214	Jay McCreary
1958-59	10	15	.400	2	12	.142	Jay McCreary

SEASON	OVERALL			CONFERENCE			COACH
	W	L	PCT.	W	L	PCT.	
1959-60	5	18	.217	3	11	.214	Jay McCreary
1960-61	11	14	.440	6	8	.429	Jay McCreary
1961-62	13	11	.451	7	7	.500	Jay McCreary
1962-63	12	12	.500	5	9	.357	Jay McCreary
1963-64	12	13	.480	8	6	.571	Jay McCreary
1964-65	12	14	.462	7	9	.438	Jay McCreary
1965-66	6	20	.231	2	14	.125	Frank Truitt
1966-67	3	23	.115	1	17	.056	Press Maravich
1967-68	14	12	.538	8	10	.444	Press Maravich
1968-69	13	13	.500	7	11	.389	Press Maravich
1969-70	22	10	.688	13	5	.722	Press Maravich
1970-71	14	12	.538	10	8	.556	Press Maravich
1971-72	10	16	.385	6	12	.333	Press Maravich
1972-73	14	10	.583	9	9	.500	Dale Brown
1973-74	12	14	.462	6	12	.333	Dale Brown
1974-75	10	16	.385	6	12	.333	Dale Brown
1975-76	12	14	.462	5	13	.278	Dale Brown
1976-77	15	12	.556	8	10	.444	Dale Brown
1977-78	18	9	.667	12	6	.667	Dale Brown
1978-79	23	6	.793	14	4	.778	Dale Brown
1979-80	26	6	.813	14	4	.778	Dale Brown
1980-81	31	5	.861	17	1	.944	Dale Brown
1981-82	14	14	.500	11	7	.611	Dale Brown
1982-83	19	13	.594	10	8	.556	Dale Brown
1983-84	18	11	.621	11	7	.611	Dale Brown
1984-85	19	10	.655	13	5	.722	Dale Brown
1985-86	26	12	.684	9	9	.500	Dale Brown
1986-87	24	15	.615	8	10	.444	Dale Brown
1987-88	16	14	.533	10	8	.555	Dale Brown
1988-89	20	12	.625	11	7	.611	Dale Brown
1989-90	23	9	.719	12	6	.667	Dale Brown
1990-91	20	10	.667	13	5	.722	Dale Brown
1991-92	21	10	.677	12	4	.750	Dale Brown
1992-93	22	11	.667	9	7	.562	Dale Brown
1993-94	11	16	.407	5	11	.312	Dale Brown
1994-95	12	15	.444	6	10	.375	Dale Brown
1995-96	12	17	.414	4	12	.250	Dale Brown
1996-97	10	20	.333	3	13	.187	Dale Brown
1997-98	9	18	.333	2	14	.125	John Brady
1998-99	12	15	.444	4	12	.250	John Brady
1999-00	28	6	.823	12	4	.750	John Brady
2000-01	13	16	.448	2	14	.125	John Brady
2001-02	19	15	.559	6	10	.375	John Brady
2002-03	21	11	.656	8	8	.500	John Brady
2003-04	18	11	.621	8	8	.500	John Brady
2004-05	20	10	.667	12	4	.750	John Brady
2005-06	27	9	.750	14	2	.875	John Brady
2006-07	17	15	.531	5	11	.312	John Brady
2007-08	13	18	.419	6	10	.375	Brady-Pierre
2008-09	27	8	.771	13	3	.812	Trent Johnson
2009-10	11	20	.354	2	14	.125	Trent Johnson
TOTALS	1397	1056	.569	698	679	.507	

Milestones

1st win	Jan. 30, 1909, vs. Dixon Academy (35-20) at Covington, La.
50th win	1916 vs. Ole Miss (55-29) at Baton Rouge
100th win	Feb. 12, 1920, vs. Mercer (33-22) at Macon, Ga.
200th win	Jan. 14, 1929, vs. Louisiana College (32-31) at Pineville, La.
300th win	Jan. 8, 1938, vs. Rice (58-38) at Baton Rouge
400th win	Feb. 1, 1946, vs. Navy (58-47) at Baton Rouge
500th win	Jan. 19, 1953, vs. Georgia (55-50) at Athens, Ga.
600th win	Dec. 19, 1962, vs. Arkansas (72-70) at Little Rock, Ark.
700th win	Feb. 6, 1971, vs. Alabama (107-78) at Baton Rouge
800th win	Dec. 9, 1978, vs. Tulane (98-88) at New Orleans, La.
900th win	Jan. 17, 1983, vs. UNC Wilmington (70-55) at Baton Rouge
1000th win	Jan. 6, 1988, vs. Vanderbilt (51-39) at Nashville, Tenn.
1100th win	Dec. 16, 1992, vs. Campbell (93-71) at Baton Rouge
1200th win	Feb. 5, 2000 vs. Alabama (93-60) at Tuscaloosa, Ala.
1300th win	March 2, 2005 vs. Ole Miss (58-53) at Oxford, Miss.



SEASON	HOME			AWAY			NEUTRAL		
	WON	LOST	PCT.	WON	LOST	PCT.	WON	LOST	PCT.
1908-09	4	0	1.000	1	2	.333	0	0	.000
1909-10	3	0	1.000	0	1	.000	0	0	.000
1910-11	3	0	1.000	5	3	.625	0	0	.000
1911-12	4	0	1.000	0	6	.000	0	0	.000
1912-13	2	1	.500	0	2	.000	0	0	.000
1913-14	4	2	.667	3	3	.500	0	0	.000
1914-15	8	1	.889	2	0	1.000	0	0	.000
1915-16	11	4	.733	3	6	.333	0	0	.000
1916-17	11	0	1.000	9	2	.818	0	0	.000
1917-18	4	0	1.000	8	1	.889	0	0	.000
1918-19	1	0	1.000	0	0	.000	0	0	.000
1919-20	10	0	1.000	9	2	.818	0	0	.000
1920-21	14	1	.933	5	3	.625	0	0	.000
1921-22	11	1	.917	4	0	1.000	0	0	.000
1922-23	9	6	.600	1	3	.250	0	1	.000
1923-24	4	6	.400	4	6	.400	0	0	.000
1924-25	7	2	.778	3	4	.428	0	1	.000
1925-26	6	4	.600	3	5	.375	0	0	.000
1926-27	6	4	.600	1	5	.167	0	0	.000
1927-28	10	0	1.000	3	3	.500	1	1	.500
1928-29	4	4	.500	4	8	.333	0	1	.000
1929-30	6	2	.750	4	8	.333	0	1	.000
1930-31	4	5	.444	3	2	.600	0	1	.000
1931-32	6	4	.600	5	4	.555	0	1	.000
1932-33	7	1	.875	6	6	.500	2	1	.667
1933-34	10	0	1.000	3	3	.500	0	1	.000
1934-35	11	0	1.000	2	1	.667	1	0	1.000
1935-36	7	3	.700	3	5	.375	0	2	.000
1936-37	9	1	.900	4	5	.444	0	1	.000
1937-38	7	7	.500	3	3	.500	0	0	.000
1938-39	6	2	.750	5	4	.555	2	1	.667
1939-40	4	5	.444	4	2	.667	2	1	.667
1940-41	4	3	.571	5	5	.500	0	1	.000
1941-42	5	4	.556	3	2	.600	0	1	.000
1942-43	5	1	.833	11	3	.785	2	0	1.000
1943-44	5	6	.455	5	9	.357	0	0	.000
1944-45	8	2	.800	6	7	.462	1	0	1.000
1945-46	9	1	.900	6	2	.750	3	0	1.000
1946-47	9	0	1.000	4	3	.571	4	1	.800
1947-48	5	6	.454	2	10	.167	1	2	.333
1948-49	7	2	.778	6	6	.500	2	2	.500
1949-50	9	3	.750	1	9	.100	3	0	1.000
1950-51	5	3	.625	3	9	.333	2	2	.500
1951-52	11	0	1.000	3	7	.300	3	0	1.000
1952-53	10	0	1.000	8	1	.889	4	2	.667
1953-54	13	1	.929	6	0	1.000	1	4	.200
1954-55	5	6	.455	1	12	.077	0	0	.000
1955-56	4	7	.364	2	9	.182	1	1	.500
1956-57	4	8	.333	1	10	.091	1	1	.500
1957-58	4	8	.333	2	8	.200	1	2	.333
1958-59	5	7	.417	2	8	.200	3	0	1.000

HOME SEASON	AWAY			NEUTRAL			WON	LOST	PCT.
	WON	LOST	PCT.	WON	LOST	PCT.			
1959-60	4	7	.364	1	10	.091	0	1	.000
1960-61	6	3	.667	5	10	.333	0	1	.000
1961-62	8	2	.800	3	6	.333	2	3	.400
1962-63	7	3	.700	4	8	.333	1	1	.500
1963-64	8	2	.800	3	9	.250	1	2	.333
1964-65	7	4	.636	3	8	.273	2	2	.500
1965-66	3	7	.300	3	11	.214	0	2	.000
1966-67	2	10	.167	1	11	.083	0	2	.000
1967-68	9	4	.692	5	7	.416	0	1	.000
1968-69	6	5	.546	5	8	.384	2	0	1.000
1969-70	10	3	.769	9	4	.692	3	3	.500
1970-71	7	4	.636	5	7	.417	2	1	.333
1971-72	8	4	.667	2	11	.154	0	1	.000
1972-73	8	4	.667	5	6	.454	1	0	1.000
1973-74	9	5	.643	3	9	.250	0	0	.000
1974-75	6	6	.500	3	10	.231	1	0	.000
1975-76	10	6	.625	2	8	.200	0	0	.000
1976-77	11	5	.688	4	7	.364	0	0	.000
1977-78	11	4	.730	7	5	.580	0	0	.000
1978-79	13	1	.929	8	3	.727	2	2	.500
1979-80	12	2	.857	9	3	.750	5	1	.833
1980-81	15	0	1.000	10	1	.909	6	4	.600
1981-82	9	5	.642	4	7	.363	1	2	.333
1982-83	11	4	.733	7	7	.500	1	2	.333
1983-84	12	2	.857	5	7	.416	1	2	.333
1984-85	13	2	.867	6	6	.500	0	2	.000
1985-86	13	3	.813	11	8	.579	2	1	.667
1986-87	10	6	.625	5	7	.417	9	2	.818
1987-88	12	4	.750	4	8	.333	0	2	.000
1988-89	12	5	.705	6	6	.500	2	1	.667
1989-90	17	2	.895	4	5	.444	2	2	.500
1990-91	15	1	.937	5	6	.454	0	3	.000
1991-92	13	4	.765	6	4	.600	2	2	.500
1992-93	15	2	.882	3	6	.333	4	3	.571
1993-94	10	6	.625	2	8	.200	0	1	.000
1994-95	9	7	.562	3	7	.300	0	1	.000
1995-96	11	7	.611	1	7	.125	0	3	.000
1996-97	9	6	.600	0	10	.000	1	4	.250
1997-98	8	8	.500	1	9	.100	0	1	.000
1998-99	12	4	.750	0	10	.100	0	1	.000
1999-00	15	1	.937	5	3	.625	8	2	.800
2000-01	9	7	.562	2	8	.200	2	1	.667
2001-02	12	5	.706	4	7	.364	3	3	.500
2002-03	16	2	.889	2	6	.250	3	3	.500
2003-04	12	3	.800	5	7	.417	1	1	.500
2004-05	14	1	.933	4	6	.400	2	3	.400
2005-06	14	2	.875	7	4	.636	6	3	.667
2006-07	14	4	.778	2	9	.182	1	2	.333
2007-08	9	6	.600	3	9	.250	1	3	.250
2008-09	19	2	.905	6	3	.667	2	3	.400
2009-10	11	7	.611	0	9	.000	0	4	.000
TOTALS	875	344	.718	400	569	.413	122	123	.498

Maravich Center Win Streaks

- 23** 15 games 1980-81 season; First 8 games 1981-82 season
- 18** Last 8 games 1983-84 season; First 10 games 1984-85 season
- 18** Last 7 games 1989-90 season; First 11 games 1990-91 season
- 17** Last 3 games 2007-08 season; First 14 games 2008-09 season
- 16** Last 4 games 1991-92 season; First 12 games 1992-93 season
- 14** Last game 1977-78 season; First 13 games 1978-79 season
- 14** Last 7 game 1999-00 season; First 7 games 2000-01 season
- 13** Last 6 games 1972-73 season; First 7 games 1973-74 season
- 13** Last 5 games 2002-03 season; First 8 games 2003-04 season
- 13** Last 11 games 2004-05 season; First 2 games 2005-06 season
- 11** Last 2 games 1984-85 season; First 9 games 1985-86 season
- 11** Last game 2000-2001 season; First 10 games 2001-2002 season
- 11** First 11 games of the 2002-03 season
- 11** Final 9 games of the 2005-06 season; First 2 games of 2006-07

Home Winning Streaks (ALL SITES OVERALL)

- 42** Last 3 games 1915-16 season;
11 games 1916-17 season;
4 games 1917-18 season;
1 game 1918-19 season;
10 games 1991-20;
First 13 games 1920-21 season
- 29** Last 6 games 1932-33 season;
10 games 1933-34 season;
11 games 1934-35 season;
First 2 games 1935-36 season
- 25** Last game 1950-51 season;
11 games 1951-52 season;
10 games 1952-53 season;
First 3 games 1953-54 season
- 23** 15 games 1980-81 season;
First 8 games 1981 season

SIAA Era

COACH E. R. WINGARD 1 SEASON • 1909 5-2 (.714)

1909 RECORD: 5-2, 2-0

DATE	OPPONENT	RESULTS
1-30	Dixon Academy (A)	W 35-20
2-6	Miss. State (H)	W 18-12
2-8	Miss. State (H)	W 14-10
2-18	Baton Rouge H. S. (H)	W 36-14
2-26	YMCA (NO) (A)	L 11-27
2-27	YMCA (NO) (A)	L 16-37
3-6	Dixon Academy (H)	W 21-12

COACH J. W. MAYHEW 2 SEASONS • 1910-11 11-4 (.733)

1910 RECORD: 3-1, 2-0

DATE	OPPONENT	RESULTS
2-4	Ole Miss (H)	W 39-14
2-5	Ole Miss (H)	W 25-4
2-26	YMCA (NO) (A)	L 11-53
3-5	YMCA (NO) (H)	W 30-17

1911 RECORD: 8-3, 6-1

DATE	OPPONENT	RESULTS
1-26	Tulane (H)	W 47-7
1-27	Tulane (H)	W 26-15
2-7	Miss. State (A)	W 33-17
2-8	Miss. State (A)	W 42-12
2-9	Birmingham AC (A)	L 17-45
2-10	Bessemer AC (A)	L 17-37
2-11	Birmingham High (A)	W 23-21
2-11	Birmingham YMCA (A)	W 23-21
2-13	Texas (H)	W 39-10
2-17	Tulane (A)	W 27-25
2-18	Tulane (A)	L 13-15

COACH F. M. LONG 2 SEASONS • 1912-1913 6-9 (.400)

1912 RECORD: 4-6, 2-3

DATE	OPPONENT	RESULTS
1-15	Ole Miss (H)	W 27-15
1-16	Ole Miss (H)	W 33-11
2-5	YMCA (NO) (A)	L 24-25
2-6	Miss. State (A)	L 16-22
2-7	Miss. State (A)	L 11-21
2-8	Birmingham AC (A)	L 7-54
2-9	Bessemer AC (A)	L 20-42
2-10	Auburn (A)	L 15-38
2-17	YMCA (NO) (H)	W 23-19
2-25	YMGC (NO) (H)	W 32-6

1913 RECORD: 2-3, 1-3

DATE	OPPONENT	RESULTS
2-8	YMGC (NO) (H)	W 39-11
2-14	Tulane (A)	L 13-15
2-15	Tulane (A)	L 20-26
2-28	Tulane (H)	L 15-16
3-1	Tulane (H)	W 13-12

COACH C. C. STROUD 6 SEASONS 1913-1918, 1919-1920 82-21 (.796)

1913-14 RECORD: 7-5, 0-4

DATE	OPPONENT	RESULTS
12-19	La. College (A)	W 17-15
12-22	Shreveport AC (A)	W 31-14
12-23	Shreveport AC (A)	W 25-20
1-9	SW Louisiana (H)	W 44-7
1-17	La. College (H)	W 27-24
1-21	Miss. College (H)	W 34-13
1-22	Miss. College (H)	W 29-19
2-13	Tulane (H)	L 14-26
2-14	Tulane (H)	L 7-10
2-19	St. Paul's (Covington)	L 15-35
2-27	Tulane (A)	L 12-25
2-28	Tulane (A)	L 6-13

1914-15 RECORD: 10-1, 3-1

DATE	OPPONENT	RESULTS
12-21	Centenary (A)	W 38-17
12-22	Shreveport AC (A)	W 21-20
1-14	SW Louisiana (H)	W 29-6
1-15	SW Louisiana (H)	W 39-16
2-6	YMCA (NO) (H)	W 55-18
2-12	Miss. State (H)	W 24-12
2-13	Miss. State (H)	L 14-15
2-19	Tulane (H)	W 28-17
2-20	Tulane (H)	W 39-19
	YMGC (NO) (H)	W 24-11
	La. College (H)	W 30-4

1915-16 RECORD: 14-10, 6-7

DATE	OPPONENT	RESULTS
	Jefferson Col. (H)	W 55-18
	YMCA (NO) (H)	W 42-26
	SW Louisiana (H)	W 44-14
	SW Louisiana (H)	W 69-13
	La. College (H)	W 14-11
	La. College (H)	W 20-19
	NW Louisiana (H)	W 24-23
	Alabama (H)	L 25-39
	Alabama (H)	L 25-44
	Miss. State (A)	W 31-21
	Miss. State (A)	L 17-23
	YMGC (NO) (H)	W 39-22
2-4	Tulane (H)	L 21-24
2-5	Tulane (H)	L 18-22
	Alabama (A)	W 25-18
	Birmingham AC (A)	L 30-39
	Auburn (A)	L 23-24
	Columbus AC (Ga.) (A)	L 21-42
	Atlanta AC (A)	L 16-64
	Ole Miss (H)	W 55-29
2-18	Tulane (A)	L 14-26
2-19	Tulane (A)	W 19-16
	Rice (H)	W 29-21
	Rice (H)	W 25-17

1916-17 RECORD: 20-2, 11-0

DATE	OPPONENT	RESULTS
	SW Louisiana (A)	W 33-20
	SW Louisiana (A)	L 13-21
	Shreveport AC (A)	W 19-17
	SW Louisiana (H)	W 50-13
	YMGC (H)	W 54-22
	Texas A&M (H)	W 24-15
	Texas A&M (H)	W 30-14
	Miss. State (H)	W 36-28
	Miss. State (H)	W 38-17
	Shreveport AC (H)	W 39-24
	Alabama (H)	W 34-7
	Millsaps (H)	W 95-6
2-9	Tulane (A)	W 37-20
2-10	Tulane (A)	W 27-18
	YMCA (Mobile) (A)	L 18-37
	Spring Hill (A)	W 34-24
	Auburn (A)	W 37-13
	Birmingham AC (A)	W 37-23
	Alabama (A)	W 38-9
	Millsaps (A)	W 57-11
2-23	Tulane (H)	W 46-27
2-24	Tulane (H)	W 26-20

1917-18 RECORD: 12-1, 3-0

DATE	OPPONENT	RESULTS
12-2	NW Louisiana (A)	W 38-25
12-3	Shreveport AC (A)	W 51-20
12-13	Jefferson Col. (H)	W 42-18
1-11	St. Charles (A)	W 61-17
1-11	SW Louisiana (A)	W 36-7
1-18	Auburn (H)	W 43-31
1-19	Auburn (H)	W 34-27
2-1	Navy Res. (NO) (H)	W 64-8
2-6	Miss. College (A)	W 41-24
2-6	Millsaps (A)	W 66-10
2-8	Birmingham AC (A)	L 23-33
2-8	Birmingham AC (A)	W 33-22
2-9	Alabama (A)	W 28-25

COACH R. E. EDMONDS 1 SEASON • 1919 1-0 (1.000)

1919 RECORD: 1-0, 0-0

DATE	OPPONENT	RESULTS
2-1	Jefferson Col. (H)	W 66-18

COACH C. C. STROUD 6 SEASONS 1913-1918, 1919-1920 82-21 (.796)

1919-1920 RECORD: 19-2, 8-2

DATE	OPPONENT	RESULTS
12-30	Jefferson Col. (H)	W 46-15
12-31	Jefferson Col. (H)	W 57-24
1-3	YMGC (NO) (H)	W 47-19
1-10	St. Stanislaus (A)	W 47-21
	La. College (A)	W 35-20
1-24	Miss. State (H)	W 27-12
1-30	La. College (H)	W 63-19
1-31	La. College (H)	W 39-15
2-3	Spring Hill (H)	W 64-16
2-6	Tulane (A)	W 35-19
2-7	Tulane (A)	W 29-10
2-9	Alabama (A)	W 30-11
2-10	Birmingham AC (A)	W 28-19
2-11	Georgia (A)	L 15-32
2-12	Mercer (A)	W 33-22
2-13	Auburn (A)	L 21-33
2-14	YMCA (Mobile) (A)	W 26-22
2-14	Spring Hill (A)	W 38-9
2-23	Alabama (H)	W 44-19
2-27	Tulane (H)	W 37-12
2-28	Tulane (H)	W 37-12

SIC Era

COACH BRANCH BOCOCK 1 SEASON • 1921 19-4 (.826)

1921 RECORD: 19-4, 5-2

DATE	OPPONENT	RESULTS
	SW Louisiana (H)	W 47-11
1-8	NW Louisiana (H)	W 29-25
1-10	Loyola (NO) (H)	W 74-12
1-15	YMCA (NO) (H)	W 42-26
1-25	Texas A&M (H)	W 30-28
1-26	Texas A&M (H)	W 31-30
1-29	Navy (Pensacola) (H)	W 54-12
1-30	Navy (Pensacola) (H)	W 51-41
2-1	Spring Hill (H)	W 31-17
2-2	Spring Hill (H)	W 29-24
2-4	Tulane (H)	W 42-27
2-5	Tulane (H)	W 52-24
2-11	SW Louisiana (H)	W 61-8
2-18	Ole Miss (H)	L 22-23
2-19	Ole Miss (H)	W 46-13
2-21	Texas A&M (A)	W 24-16
2-22	Texas A&M (A)	L 19-49
2-23	Baylor (A)	L 20-32
2-24	Baylor (A)	W 34-33
2-25	YMCA (Houston) (A)	W 49-19
2-26	Rice (A)	W 35-23
	Tulane (A)	L 29-31
	Tulane (A)	W 27-20

COACH FRANK "TAD" GORMLEY 2 SEASONS • 1922-23 25-11 (.694)

1922 RECORD: 15-1, 3-1

DATE	OPPONENT	RESULTS
1-10	SW Louisiana (H)	W 41-8
1-11	SW Louisiana (H)	W 29-17
1-13	La. College (H)	W 52-26
1-14	La. College (H)	W 50-22
1-20	NW Louisiana (H)	W 32-15
1-21	NW Louisiana (H)	W 40-3
1-27	Tulane (A)	W 18-15
1-28	Tulane (A)	W 26-18
2-1	Spring Hill (H)	W 27-26
2-2	Spring Hill (H)	W 16-15
2-10	YMCA (Houston) (A)	W 29-27
2-11	YMCA (Houston) (A)	W 28-22

2-15	Miss. College (H)	W 29-20
2-16	Miss. College (H)	W 26-18
2-20	Tulane (H)	L 23-39
2-21	Tulane (H)	W 34-19

1922-23 RECORD: 10-10, 0-6

DATE	OPPONENT	RESULTS
	La. College (H)	W 23-22
	La. College (H)	W 33-22
	Stancolas (H)	L 17-35
	Miss. State (H)	L 25-36
	Miss. State (H)	L 20-35
	SW Louisiana (H)	W 25-22
	Miss. College (H)	W 27-17
	Miss. College (H)	W 19-14
	Spring Hill (H)	L 21-23
	Spring Hill (H)	W 36-20
	Millsaps (H)	W 32-10
	Millsaps (H)	W 34-23
2-9	Tulane (H)	W 24-33
2-10	Tulane (H)	L 18-28
2-16	Tulane (A)	L 23-40
2-17	Tulane (A)	L 11-34
	Stancolas (H)	W 46-20
	Spring Hill (A)	W 24-26
	Spring Hill (A)	W 20-18

SIC Tournament - Atlanta, Ga.

Vanderbilt (N)	L 10-36
----------------	---------

COACH "MOON" DUCOTE 1 SEASON • 1924 8-12 (.400)

1924 RECORD: 8-12, 0-7

DATE	OPPONENT	RESULTS
1-7	NW Louisiana (H)	L 18-26
1-8	NW Louisiana (H)	L 19-33
1-19	SW Louisiana (H)	L 12-15
1-21	SW Louisiana (H)	L 14-26
1-24	Loyola (NO)	W 27-20
1-25	Loyola (NO)	W 17-15
2-1	Spring Hill (H)	W 40-23
2-2	Spring Hill (H)	W 22-13
2-8	Tulane (H)	L 21-41
2-9	Tulane (H)	W 29-38
2-11	McGowan-Lyons (A)	L 22-28
2-12	Alabama (A)	L 8-44
2-13	Miss. State (A)	L 29-34
2-14	Miss. State (A)	L 34-54
2-15	Spring Hill (A)	W 29-25
2-16	Spring Hill (A)	W 32-16
2-22	Tulane (A)	L 13-39
2-23	Tulane (A)	L 26-30
2-25	Loyola (NO) (A)	W 34-28
2-26	Loyola (NO) (A)	W 37-4

COACH H. E. "GOB" WILSON 1 SEASON • 1925 10-7 (.588)

1925 RECORD: 10-7, 1-4

DATE	OPPONENT	RESULTS
1-9	SW Louisiana (H)	W 30-19
1-10	SW Louisiana (H)	W 22-17
1-14	La. College (A)	W 23-17
1-15	La. College (A)	L 20-27
1-16	NW Louisiana (A)	L 25-29
1-17	NW Louisiana (A)	W 35-24
1-21	Loyola (NO) (H)	W 30-13
1-22	Loyola (NO) (H)	W 32-18
1-28	La. College (H)	W 39-36
1-29	La. College (H)	W 32-31

COACH HARRY RABENHORST
29 SEASONS
1926-42, 1945-57
340-264 (.563)

1926 RECORD: 9-9, 4-5

Coach: Harry Rabenhorst

DATE	OPPONENT	RESULTS
1-6	YMCA (BR) (H)	W 37-25
1-8	SW Louisiana (A)	W 25-13
1-9	SW Louisiana (A)	W 31-29
1-11	La. College (H)	W 39-28
1-12	La. College (H)	W 44-22
1-15	Ole Miss (H)	W 27-24
1-16	Ole Miss (H)	L 19-43
1-22	Vanderbilt (H)	W 24-23
1-25	Alabama (A)	L 15-26
1-26	Alabama (A)	W 28-22
1-27	St. Stanislaus (A)	L 19-38
1-28	St. Stanislaus (A)	L 21-27
2-5	Tulane (H)	W 30-23
2-6	Tulane (H)	L 23-24
2-12	NW Louisiana (H)	L 27-35
2-13	NW Louisiana (H)	L 21-23
2-19	Tulane (A)	L 29-32
2-20	Tulane (A)	L 13-22

1927 RECORD: 7-9, 3-5

Coach: Harry Rabenhorst

DATE	OPPONENT	RESULTS
1-8	Sewanee (H)	W 26-23
1-14	Ole Miss (H)	L 16-36
1-15	Ole Miss (H)	W 22-21
1-21	La. College (A)	L 19-35
1-22	La. College (A)	W 23-20
1-28	Loyola (NO) (H)	L 15-16
1-29	Loyola (NO) (H)	W 42-18
2-4	Tulane (A)	L 20-27
2-5	Tulane (A)	L 9-36
2-10	Georgia Tech (H)	W 29-27
2-11	Loyola (NO) (A)	L 26-41
2-12	Loyola (NO) (A)	L 19-27
2-18	Tulane (H)	L 20-25
2-19	Tulane (H)	L 20-23
2-21	SW Louisiana (H)	W 34-22
2-22	SW Louisiana (H)	W 29-12

1928 RECORD: 14-4, 7-3

Coach: Harry Rabenhorst

DATE	OPPONENT	RESULTS
1-6	SW Louisiana (H)	W 40-17
1-7	SW Louisiana (H)	W 36-17
1-13	Ole Miss (H)	W 20-17
1-14	Ole Miss (H)	W 36-25
1-25	Ole Miss (A)	L 23-33
1-26	Ole Miss (A)	W 34-33
1-27	Miss. State (A)	L 26-46
1-28	Miss. State (A)	L 23-29
1-30	Louisiana Tech (H)	W 40-23
1-31	Louisiana Tech (H)	W 37-28
2-3	Tulane (H)	W 47-13
2-4	Tulane (H)	W 41-18
2-10	La. College (H)	W 47-17
2-11	La. College (H)	W 47-22
2-17	Tulane (A)	W 36-20
2-18	Tulane (A)	W 39-25
SEC Tournament - Atlanta, Ga.		
	North Carolina (N)	W 44-38
	Ole Miss (N)	L 28-55

1929 RECORD: 8-13, 5-9

Coach: Harry Rabenhorst

DATE	OPPONENT	RESULTS
1-7	SW Louisiana (H)	W 23-17
1-8	SW Louisiana (H)	W 29-22
1-11	Ole Miss (H)	L 21-42
1-12	Ole Miss (H)	L 17-34
1-14	La. College (A)	W 32-31
1-15	La. College (A)	L 43-44
1-18	Ole Miss (A)	L 24-28
1-19	Ole Miss (A)	L 25-30
	Auburn (A)	W 45-28
	Auburn (A)	W 65-28
	Alabama (A)	L 16-38
	Alabama (A)	L 28-37
2-4	Miss. State (H)	L 16-26
2-5	Miss. State (H)	W 39-29
2-11	SW Louisiana (A)	L 34-36
2-12	SW Louisiana (A)	L 23-25
2-15	Tulane (A)	L 37-40
2-16	Tulane (A)	W 28-21
2-22	Tulane (H)	W 37-35

2-23	Tulane (H)	L 32-33
SEC Tournament - Atlanta, Ga.		
	Washington & Lee (N)	L 22-32

1930 RECORD: 10-11, 6-7

Coach: Harry Rabenhorst

DATE	OPPONENT	RESULTS
1-3	La. College (A)	L 41-53
1-4	La. College (A)	L 15-55
1-9	Miss. College (A)	L 24-27
1-10	Ole Miss (A)	L 27-31
1-11	Ole Miss (A)	W 31-21
1-17	Ole Miss (H)	L 24-47
1-18	Ole Miss (H)	L 29-32
1-24	Louisiana Tech (A)	W 37-31
1-25	Louisiana Tech (A)	W 42-27
2-1	Miss. State (Meridian)	W 32-24
2-3	Alabama (A)	L 20-37
2-4	Alabama (A)	L 22-28
2-7	Auburn (H)	W 44-27
2-8	Auburn (H)	W 49-45
2-10	Spring Hill (H)	W 53-17
2-11	Spring Hill (H)	W 52-14
2-14	Tulane (H)	W 35-30
2-15	Tulane (H)	W 24-15
2-21	Tulane (A)	L 25-27
2-22	Tulane (A)	L 27-30
SEC Tournament - Atlanta, Ga.		
3-3	Duke (N)	L 34-43

1931 RECORD: 7-8, 4-4

Coach: Harry Rabenhorst

DATE	OPPONENT	RESULTS
1-10	New Orleans AC (H)	L 35-41
1-13	Miss. College (A)	W 46-34
1-15	Ole Miss (A)	W 26-24
1-16	Ole Miss (A)	L 29-30
1-22	Alabama (H)	L 26-40
1-23	Alabama (H)	L 28-37
1-30	SW Louisiana (H)	L 26-40
1-31	SW Louisiana (H)	L 29-34
2-6	Southern Miss. (H)	W 46-35
2-7	Southern Miss. (H)	W 47-31
2-13	Tulane (A)	L 23-38
2-14	Tulane (A)	W 39-31
2-20	Tulane (H)	W 49-30
2-21	Tulane (H)	W 48-27
SEC Tournament - Atlanta, Ga.		
2-23	Maryland (N)	L 34-37

1932 RECORD: 11-9, 8-8

Coach: Harry Rabenhorst

DATE	OPPONENT	RESULTS
1-8	SW Louisiana (H)	W 44-23
1-9	SW Louisiana (H)	W 50-35
1-15	Ole Miss (A)	W 37-34
1-16	Ole Miss (A)	L 22-24
1-18	Miss. State (H)	L 28-29
1-19	Miss. State (H)	W 40-15
1-22	Alabama (A)	L 25-34
1-23	Alabama (A)	L 25-37
1-25	Miss. State (A)	W 30-26
1-26	Miss. State (A)	W 33-29
1-29	Ole Miss (H)	W 55-53
1-30	Ole Miss (H)	L 33-35
2-8	Auburn (H)	L 34-48
2-9	Auburn (H)	L 30-34
2-11	Tulane (H)	W 32-25
2-12	Tulane (H)	W 34-22
2-19	Tulane (A)	W 29-26
2-20	Tulane (A)	L 29-33
SEC Tournament - Atlanta, Ga.		
2-26	Georgia Tech (A)	W 36-33
2-27	Auburn (N)	L 22-30

SEC Era
1933 RECORD: 15-8, 13-7

Coach: Harry Rabenhorst

DATE	OPPONENT	RESULTS
1-4	Alabama (H)	W 32-27
1-5	Alabama (H)	L 36-40
1-11	Miss. State (A)	W 32-28
1-12	Miss. State (A)	W 49-26
1-13	Ole Miss (A)	L 37-40
1-14	Ole Miss (A)	L 32-34
1-17	Miss. State (H)	W 45-40
1-18	Miss. State (H)	W 37-33
1-20	Sewanee (A)	W 50-30
1-21	Sewanee (A)	W 57-45
1-23	Vanderbilt (A)	L 34-54
1-24	Vanderbilt (A)	L 26-52

1-25	Auburn (A)	W 26-25
1-26	Auburn (A)	L 24-25
2-10	Tulane (A)	L 31-44
2-11	Tulane (A)	W 46-28
2-13	Ole Miss (H)	W 53-33
2-14	Ole Miss (H)	W 50-33
2-17	Tulane (H)	W 50-38
2-18	Tulane (H)	W 51-37
SEC Tournament - Atlanta, Ga.		
2-20	Auburn (N)	W 57-33
2-21	Tennessee (N)	W 55-43
2-22	Kentucky (N)	L 38-51

1934 RECORD: 13-4, 13-3

Coach: Harry Rabenhorst

DATE	OPPONENT	RESULTS
1-5	Sewanee (H)	W 80-20
1-6	Sewanee (H)	W 60-9
1-9	Miss. State (A)	L 46-47
1-10	Miss. State (A)	W 48-23
1-12	Alabama (A)	L 33-36
1-13	Alabama (A)	L 29-37
1-19	Tulane (H)	W 29-25
1-20	Tulane (H)	W 48-26
2-5	Auburn (H)	W 40-17
2-6	Auburn (H)	W 38-16
2-8	Miss. State (H)	W 54-39
2-9	Miss. State (H)	W 61-30
2-12	Ole Miss (H)	W 52-33
2-13	Ole Miss (H)	W 49-39
2-16	Tulane (A)	W 43-22
2-17	Tulane (A)	W 36-21
SEC Tournament - Atlanta, Ga.		
3-3	Tennessee (N)	L 35-42

National Champion
SEC Champion
1935 RECORD: 14-1, 12-0

Coach: Harry Rabenhorst

DATE	OPPONENT	RESULTS
12-18	SW Louisiana (H)	W 54-30
1-7	Alabama (H)	W 34-32
1-8	Alabama (H)	W 41-39
1-19	Rice (A)	L 47-56
2-4	Ole Miss (H)	W 47-32
2-5	Ole Miss (H)	W 47-33
2-8	Tulane (A)	W 34-16
2-9	Tulane (A)	W 35-24
2-13	Miss. State (H)	W 67-32
2-14	Miss. State (H)	W 46-39
2-15	Vanderbilt (H)	W 56-41
2-16	Vanderbilt (H)	W 40-31
2-22	Tulane (H)	W 65-20
2-23	Tulane (H)	W 64-23
American Legion Bowl National Championship		
Atlantic City, New Jersey		
4-13	Pittsburgh (N)	W 41-37

1935-36 RECORD: 10-10, 9-6

Coach: Harry Rabenhorst

DATE	OPPONENT	RESULTS
12-18	SW Louisiana (H)	W 43-28
12-23	Georgia (H)	W 46-34
Sugar Bowl Classic - New Orleans		
1-2	Pittsburgh (N-SBC)	L 47-52
1-10	Alabama (A)	L 25-37
1-11	Alabama (A)	L 34-43
1-13	Miss. State (A)	L 38-49
1-14	Miss. State (A)	W 32-30
1-23	Rice (H)	L 38-42
1-24	Rice (H)	L 30-38
1-31	Ole Miss (H)	W 54-37
2-1	Ole Miss (H)	L 46-51
2-7	Tulane (H)	W 52-27
2-8	Tulane (H)	W 49-26
2-10	Miss. State (H)	W 43-37
2-11	Miss. State (H)	W 45-40
2-14	Ole Miss (A)	L 47-59
2-15	Ole Miss (A)	L 51-69
2-21	Tulane (A)	W 50-30
2-22	Tulane (A)	W 46-22
SEC Tournament - Knoxville, Tenn.		
2-28	Alabama (N)	L 30-52

1936-37 RECORD: 13-7, 7-6

Coach: Harry Rabenhorst

DATE	OPPONENT	RESULTS
12-16	SW Louisiana (H)	W 44-19
1-6	Alabama (H)	W 43-33
1-7	Alabama (H)	W 47-27
1-8	Rice (A)	W 32-29
1-9	Rice (A)	W 38-37

1-13	Ole Miss (A)	L 47-50
1-14	Ole Miss (A)	L 27-40
1-16	Miss. State (A)	L 36-53
1-20	Louisiana Tech (H)	W 54-24
1-21	Louisiana Tech (H)	W 35-34
2-1	Auburn (A)	L 24-37
2-2	Auburn (A)	W 54-34
2-5	Tulane (H)	W 42-31
2-6	Tulane (H)	W 46-42
2-12	Loyola (NO) (H)	W 46-31
2-15	Miss. State (H)	W 42-41
2-16	Miss. State (H)	L 38-39
2-19	Tulane (A)	W 37-31
2-20	Tulane (A)	L 32-52
SEC Tournament - Knoxville, Tenn.		
2-26	Kentucky (N)	L 37-57

1937-38 RECORD: 10-10, 7-6

Coach: Harry Rabenhorst

DATE	OPPONENT	RESULTS
12-13	SW Louisiana (H)	W 31-26
12-16	S. California (H)	L 38-54
12-17	S. California (H)	L 26-50
1-7	Rice (H)	L 38-45
1-8	Rice (H)	W 58-38
1-14	Ole Miss (H)	L 48-59
1-15	Ole Miss (H)	L 44-47
1-31	Miss. State (H)	W 38-33
2-1	Miss. State (H)	W 31-22
2-4	Georgia Tech (H)	W 47-35
2-7	Alabama (A)	L 33-41
2-8	Alabama (A)	L 32-33
2-14	Miss. State (A)	W 66-44
2-15	Miss. State (A)	L 46-63
2-18	Tulane (A)	W 44-42
2-19	Tulane (A)	W 31-27
2-25	Tulane (H)	W 42-31
2-26	Tulane (H)	L 39-41
SEC Tournament - Baton Rouge		
3-3	Auburn (H)	W 60-34
3-4	Ole Miss (H)	L 41-68

1938-39 RECORD: 13-7, 10-5

Coach: Harry Rabenhorst

DATE	OPPONENT	RESULTS
12-14	Rice (A)	L 32-34
12-15	Rice (A)	W 30-27
1-6	Alabama (H)	W 33-29
1-7	Alabama (H)	L 30-39
1-9	Ole Miss (A)	W 42-41
1-10	Ole Miss (A)	W 42-34
1-30	Miss. State (A)	W 48-32
1-31	Miss. State (A)	L 29-31
2-3	Miss. State (H)	W 47-45
2-4	Miss. State (H)	W 54-33
2-9	Georgia Tech (A)	L 35-37
2-13	Ole Miss (H)	W 50-48
2-14	Ole Miss (H)	W 59-18
2-17	Tulane (H)	W 36-33
2-18	Tulane (H)	L 33-36
2-23	Tulane (A)	L 30-36
2-24	Tulane (A)	W 41-31
SEC Tournament - Knoxville, Tenn.		
3-2	Sewanee (N)	W 55-35
3-2	Georgia (N)	W 50-28
3-3	Kentucky (N)	L 34-53

1939-40 RECORD: 10-8, 8-4

Coach: Harry Rabenhorst

DATE	OPPONENT	RESULTS
12-18	Rice (H)	W 39-56
12-19	Rice (H)	L 51-61
1-5	Auburn (H)	W 50-39
1-6	Auburn (H)	L 26-42
1-12	Ole Miss (A)	W 51-47
1-13	Miss. State (A)	L 37-49
1-15	Alabama (A)	W 33-28
1-29	Miss. State (H)	W 55-42

1940-41 RECORD: 9-9, 7-5

Coach: Harry Rabenhorst

DATE	OPPONENT	RESULTS
12-10	SW Louisiana (H)	L 30-39
12-16	Bogalusa (H)	W 52-43
	Rice (A)	L 48-60
	Rice (A)	L 33-54
	Baytown (Humble) (A)	W 54-44
1-6	Alabama (H)	W 37-28
1-10	Ole Miss (A)	W 56-32
1-11	Miss. State (A)	L 26-35
1-13	Alabama (A)	L 32-36
2-5	Ole Miss (H)	W 67-39
2-8	Miss. State (H)	W 39-37
2-10	Georgia Tech (A)	W 43-41
2-11	Auburn (A)	L 49-50
2-14	Tulane (H)	L 44-55
2-15	Tulane (H)	L 35-39
2-20	Tulane (A)	W 59-44
2-21	Tulane (A)	W 40-37

SEC Tournament - Louisville, Ky.
2-27 Vanderbilt (N) L 49-63

1941-42 RECORD: 8-7, 8-3

Coach: Harry Rabenhorst

DATE	OPPONENT	RESULTS
12-12	Rice (H)	L 42-54
12-13	Rice (H)	L 37-50
12-18	Texas A&M (H)	L 41-56
1-6	Ole Miss (A)	W 56-35
1-10	Miss. State (A)	L 41-43
1-12	Alabama (A)	L 28-40
1-17	Ole Miss (H)	L 42-51
1-24	Miss. State (H)	W 51-40
2-6	Georgia Tech (H)	W 54-41
2-12	Tulane (H)	W 51-46
2-13	Tulane (H)	W 50-49
2-17	Auburn (H)	W 63-49
2-19	Tulane (A)	W 48-44
2-20	Tulane (A)	W 31-21

SEC Tournament - Louisville, Ky.
2-27 Alabama (N) (ot) L 31-45

COACH DALE MOREY 2 SEASONS • 1942-44 28-19 (.596)

1942-43 RECORD: 18-4, 11-2

Coach: Dale Morey

DATE	OPPONENT	RESULTS
	Harding Field (H)	W 92-42
	Rice (A)	L 26-56
	Rice (A)	W 62-60
	Orange Ind. (A)	W 49-23
	Ole Miss (H)	W 54-34
1-8	Miss. State (H)	L 40-48
	Alabama (A)	W 32-29
	Alabama (A)	W 36-32
	Ole Miss (A)	W 51-39
	Miss. State (A)	W 61-40
	Camp Livingston (H)	W 101-50
	Georgia (A)	W 54-39
	Georgia Navy (A)	W 50-34
	Georgia Tech (A)	L 44-45
	Auburn (A)	W 62-37
2-1	Tulane (A)	W 91-57
2-2	Tulane (A)	W 59-57
2-19	Tulane (H)	W 35-34
2-20	Tulane (H)	W 46-40

SEC Tournament - Louisville, Ky.
2-25 Auburn (N) W 67-38
2-26 Alabama (N) W 47-41
2-27 Tennessee (N) L 38-52

1943-44 RECORD: 10-15, 0-4

Coach: Dale Morey

DATE	OPPONENT	RESULTS
12-20	Harding Field (A)	W 54-29
1-8	Alexandria AB (H)	L 24-28
1-12	Camp Van Dom (H)	W 51-15
1-14	Houma Navy (H)	W 43-31
1-19	Keesler Field (A)	L 38-56
1-20	Gulfport Field (A)	L 40-44
1-21	Pensacola Navy (A)	L 30-69
1-22	Pensacola Navy (A)	L 37-60
1-26	Harding Field (H)	L 48-50
1-28	Barksdale AFB (H)	L 44-47
2-1	LSU ASTU (H)	W 37-25
2-3	Houma Navy (A)	W 36-27
2-5	Bergstrom Field (H)	W 53-46
2-8	Camp Van Dom (A)	W 42-38
2-9	Tulane (H)	L 42-43

2-10	Tulane (H)	L 37-38
2-11	Alexandria AB (A)	W 42-29
2-12	Selman Field (A)	L 34-36
2-14	Barksdale AFB (A)	W 46-41
2-16	Tulane (A)	L 39-41
2-17	Tulane (A)	L 44-66
2-19	SW Louisiana (H)	L 40-62
2-21	SW Louisiana (H)	L 37-60
2-25	LSU ASTU (H)	W 65-45

SEC Tournament - Louisville, Ky.

COACH JESSE FATHERREE, A. L. SWANSON 1 SEASON • 1944-45

FATHERREE 11-7 (.611)

SWANSON 4-2 (.667)

1944-45 RECORD: 15-9, 3-3

Coaches: Jesse Fatherree, A. L. Swanson

DATE	OPPONENT	RESULTS
	Alexandria AB (A)	L 31-55
1-5	Alexandria AB (H)	L 54-63
1-6	SW Louisiana (H)	W 44-42
1-8	Keesler Field (A)	L 53-60
1-9	Gulfport Navy (A)	L 41-73
1-13	Camp Polk (H)	W 56-44
1-15	Miss. State (A)	L 39-47
1-16	Jackson AFB (A)	W 50-32
1-17	Louisiana Tech (A)	W 43-38
1-20	DuPont-Ethyl (H)	W 82-52
1-24	SW Louisiana (A)	W 59-44
1-29	Miss. State (H)	W 62-27
2-1	Tulane (A)	L 43-45
2-2	Tulane (A)	L 32-44
2-5	Keesler Field (H)	W 60-57
2-7	Louisiana Tech (H)	W 83-56
2-9	Tulane (H)	W 50-44
2-10	Tulane (H)	W 61-55
2-14	Hammond Air Base (A)	W 66-36
2-17	Algiers Navy (H)	W 84-69
2-20	Gulfport Navy (H)	L 62-84
2-23	NW Louisiana (N-S'port)	W 44-40
2-24	NW Louisiana (A)	W 70-34

SEC Tournament - Louisville, Ky.

COACH HARRY RABENHORST 29 SEASONS • 1926-42, 1945-57 340-264 (.563)

1945-46 RECORD: 18-3, 8-0

Coach: Harry Rabenhorst

DATE	OPPONENT	RESULTS
12-12	Texas A&M (H)	W 51-50
12-17	Keesler Field (A)	L 58-69
12-18	Keesler Field (A)	W 78-61
12-19	Pensacola Navy (A)	W 66-58
1-4	Selman Field (H)	W 63-50
1-9	Keesler Field (H)	W 56-39
1-11	Miss. State (A)	W 54-30
1-12	Ole Miss (A)	W 53-23
1-14	Alabama (A)	W 48-26
2-1	Navy (NO) (H)	W 58-47
2-4	Ole Miss (H)	W 60-35
2-8	Miss. State (H)	W 73-31
2-11	Louisiana Tech (H)	W 58-43
2-13	Corpus Christi (H)	L 46-51
2-16	Alabama (H)	W 44-30
2-21	Tulane (H)	W 54-45
2-23	Tulane (A)	W 52-36

SEC Tournament - Louisville, Ky.

1946-47 RECORD: 17-4, 8-2

Coach: Harry Rabenhorst

DATE	OPPONENT	RESULTS
12-4	Keesler Field (H)	W 81-48
12-14	Baylor (H)	W 61-34

At Madison Square Garden

12-19	St. Francis (N-MSG)	W 62-57
12-21	Canisius (A)	L 50-59

Sugar Bowl Classic - New Orleans

12-30	Tulane (A-SBC)	W 54-51
1-4	Rice (H)	W 60-35
1-10	Ole Miss (A)	W 54-43
1-11	Miss. State (A)	W 61-57
1-13	Alabama (A)	L 38-45
1-17	Tulane (A)	L 38-40
1-20	Loyola (NO) (A)	W 44-43

1-29	Vanderbilt (Memphis)	W 62-52
2-3	Ole Miss (H)	W 63-43
2-7	Alabama (H)	W 54-43
2-14	Miss. State (H)	W 64-49
2-15	Auburn (H)	W 74-53
2-21	Tulane (H)	W 55-40
2-24	Loyola (NO) (H)	W 61-47

SEC Tournament - Louisville, Ky.

1947-48 RECORD: 8-18, 4-8

Coach: Harry Rabenhorst

DATE	OPPONENT	RESULTS
12-4	Spring Hill (H)	W 72-43
12-8	Rice (A)	L 55-58
12-9	Texas (N-Houston)	L 31-50
12-13	Canisius (A)	L 44-59

At Madison Square Garden

12-15 Long Island (A-MSG) L 47-67

Fort Worth Collegate

12-29	Texas A&M (N-FWC)	L 44-45
12-30	Hardin-Simm. (N-FWC)	W 62-46
12-31	TCU (A-FWC)	W 52-46
1-5	Florida (H)	L 36-38
1-9	Rice (H)	W 43-40
1-10	Georgia Tech (H)	L 40-52
	Tulane (H)	L 42-54
1-17	Vanderbilt (H)	W 56-54
1-19	Loyola (NO) (A)	L 42-49
1-24	Auburn (A)	L 48-51
1-26	Georgia Tech (A)	W 54-46
1-27	Alabama (A)	L 43-49
1-31	Miss. State (A)	L 49-53
	Ole Miss (A)	L 37-49
2-13	Miss. State (H)	W 65-40
2-16	Loyola (NO) (H)	L 45-46
2-20	Tulane (A)	L 41-50
2-23	Ole Miss (H)	W 52-50
	Tennessee (H)	L 48-56
3-1	Alabama (H)	L 32-37

SEC Tournament - Louisville, Ky.

1948-49 RECORD: 15-10, 7-6

Coach: Harry Rabenhorst

DATE	OPPONENT	LSU RANK	OPP RANK	RESULTS
11-28	Keesler Field (H)	NR	NR	W, 85-33
12-3	Texas (H)	NR	NR	L, 45-60
12-4	Rice (N)	NR	NR	L, 39-51
12-10	Keesler Field (A)	NR	NR	W, 95-42
12-11	Florida (A)	NR	NR	W, 52-50
12-13	Spring Hill (A)	NR	NR	W, 49-48
12-17	Texas A&M (H)	NR	NR	W, 58-55
12-21	Louisville (A)	NR	NR	L, 44-79
1-3	Loyola (NO) (A)	NR	NR	W, 56-52
1-8	Georgia Tech (H)	NR	NR	W, 65-59
1-10	Miss. State (H)	NR	NR	W, 64-40
1-14	Tulane (A)	NR	#8	L, 51-71
1-20	Alabama (H)	NR	NR	W, 51-44
1-29	Miss. State (A)	NR	NR	L, 42-48
1-31	Ole Miss (A)	NR	NR	W, 58-48
2-5	Alabama (A)	NR	NR	L, 45-56
2-7	Georgia Tech (A)	NR	NR	W, 72-63
2-12	Ole Miss (H)	NR	NR	W, 49-38
2-14	Loyola (NO) (H)	NR	NR	W, 63-41
2-19	Vanderbilt (A)	NR	NR	L, 51-61
2-21	Tennessee (A)	NR	NR	L, 72-81
2-25	Tulane (H)	NR	#6	L, 45-72

SEC Tournament - Louisville, Ky.

1949-50 RECORD: 13-12, 5-8

Coach: Harry Rabenhorst

DATE	OPPONENT	LSU RANK	OPP RANK	RESULTS
11-25	Keesler Field (H)	NR	NR	W, 62-46
11-29	Pensacola Navy (H)	NR	NR	W, 69-48
12-3	St. Joseph's (Pa.) (A)	NR	NR	L, 59-61

At Madison Square Garden

12-6	St. John's (A-MSG)	NR	NR	L, 49-80
12-9	Arkansas (H)	NR	NR	W, 62-46
12-10	Rice (N-Lake Charles)	NR	NR	W, 49-44
12-17	Florida (H)	NR	NR	W, 73-49
12-19	Ole Miss (H)	NR	NR	W, 74-61
12-22	Louisville (A)	NR	NR	L, 65-75
1-4	Loyola (NO) (H)	NR	NR	W, 62-56
1-6	Georgia Tech (H)	NR	NR	W, 63-52

1-9	Loyola (NO) (A)	NR	NR	W, 51-47
1-13	Tulane (H)	NR	NR	L, 70-75
1-20	Alabama (H)	NR	NR	L, 52-60
1-28	Ole Miss (A)	NR	NR	L, 65-75
1-30	Miss. State (A)	NR	NR	L, 41-48
2-4	Auburn (A)	NR	NR	L, 66-70
2-6	Georgia Tech (A)	NR	NR	L, 58-85
2-13	Auburn (H)	NR	NR	W, 76-61
2-17	Miss. State (H)	NR	NR	W, 68-58
2-24	Tulane (A)	NR	NR	L, 71-77
	Tennessee (H)	NR	NR	L, 65-67

SEC Tournament - Louisville, Ky.

1950-51 RECORD: 10-14, 7-8

Coach: Harry Rabenhorst

DATE	OPPONENT	LSU RANK	OPP RANK	RESULTS
3-2	Florida (N)	NR	NR	W, 66-57
3-3	Auburn (N)	NR	NR	W, 73-45
3-4	Tennessee (N) (ot)	NR	NR	L, 79-81

1951-52 RECORD: 17-7, 9-6

Coach: Harry Rabenhorst

DATE	OPPONENT	LSU RANK	OPP RANK	RESULTS
12-				

DATE	OPPONENT	LSU RANK	OPPONENT RANK	RESULTS
1-5	Vanderbilt (H)	#17	NR	W, 74-61
1-10	Miss. State (A)	#11	NR	W, 75-55
1-12	Ole Miss (A)	#11	NR	W, 67-66
1-16	Loyola (NO) (A)	#14	NR	W, 58-52
1-19	Georgia (A)	#14	NR	W, 55-50
1-26	Tulsa (H)	#14	#11	W, 55-51
1-31	Tennessee (H)	#11	NR	W, 95-59
2-7	Tulane (H)	#10	NR	W, 48-31
2-10	Florida (A)	#8	NR	W, 68-56
2-14	Auburn (A)	#8	NR	W, 65-57
2-16	Pensacola Navy (A)*	#6	NR	W, 71-60
2-21	Georgia Tech (H)	#6	NR	W, 76-52
2-23	Ole Miss (H)	#6	NR	W, 63-48
2-27	Miss. State (H)	#6	NR	W, 82-47
3-6	Tulane (A)	#5	NR	W, 53-52

NCAA Tournament - Raleigh, N.C.

3-13	Lebanon Valley (N)	#7	NR	W, 89-76
3-14	Holy Cross (N)	#7	NR	W, 81-73

NCAA Final Four - Kansas City

3-17	Indiana (N)	#7	#1	L, 67-80
3-18	Washington (N)	#7	#4	L, 69-88

SEC Champions 1953-54 RECORD: 20-5, 14-0

Coach: Harry Rabenhorst

DATE	OPPONENT	LSU RANK	OPPONENT RANK	RESULTS
12-5	Pensacola Navy (H)*	#5	NR	W, 109-68
12-7	La. College (H)	NR	NR	W, 128-74
12-12	Kansas (H)	#10	#5	W, 68-63
12-15	Texas A&M (H)	#5	NR	W, 77-56
12-19	Wisconsin (H)	#5	NR	L, 66-82
12-21	Northwestern (H)	#5	NR	W, 79-51

Sugar Bowl Classic - New Orleans

12-28	Fordham (N-SBC)	#14	#7	W, 65-49
12-29	Holy Cross (N-SBC)	#18	#12	L, 56-66
1-5	Loyola (NO) (H)	NR	NR	W, 69-65
1-8	Georgia (H)	NR	NR	W, 97-62
1-9	Georgia (H)	NR	NR	W, 100-53
1-11	Florida (H)	NR	NR	W, 91-59
1-16	Tennessee (A)	#16	NR	W, 75-62
1-30	Miss. State (H)	#14	NR	W, 65-54
2-1	Ole Miss (H)	#14	NR	W, 53-52
2-6	Tulane (H)	#17	NR	W, 66-47
2-13	Georgia Tech (A)	#17	NR	W, 89-54
2-15	Vanderbilt (A)	#17	NR	W, 82-69
2-20	Auburn (H)	#13	NR	W, 77-59
2-22	Alabama (H)	#13	NR	W, 79-61
2-27	Miss. State (A)	#12	NR	W, 61-57
3-1	Ole Miss (A)	#12	NR	W, 76-53
3-6	Tulane (A)	#7	NR	W, 63-52

SEC Playoff - Nashville, Tenn.

3-9	Kentucky (N)	#8	#1	L, 56-63
-----	--------------	----	----	----------

NCAA Tournament - Iowa City, Iowa

3-12	Penn State (N)	#8	NR	L, 70-78
3-13	Indiana (N)	#8	#2	L, 62-73

1954-55 RECORD: 6-18, 3-11

Coach: Harry Rabenhorst

DATE	OPPONENT	LSU RANK	OPPONENT RANK	RESULTS
12-1	La. College (H)	NR	NR	W, 80-63
12-4	Kentucky (A)	NR	NR	L, 58-74
12-6	Kansas (A)	NR	NR	L, 58-83
12-11	Rice (H)	NR	NR	L, 72-79
12-13	Texas A&M (H)	NR	NR	W, 73-61
12-18	Wisconsin (A)	NR	NR	L, 68-107
12-20	Northwestern (A)	NR	NR	L, 66-83
1-3	North Carolina (H)	NR	NR	W, 84-77
1-8	Georgia (A) (ot)	NR	NR	L, 70-76
1-10	Florida (A)	NR	NR	L, 73-78
1-15	Tennessee (H)	NR	NR	L, 68-76
1-17	Kentucky (H)	NR	#1	L, 62-64
1-20	Texas A&M (A)	NR	NR	L, 47-58
1-29	Miss. State (A)	NR	NR	W, 67-63
1-31	Ole Miss (A)	NR	NR	L, 69-89
2-5	Tulane (H)	NR	NR	L, 57-81
2-7	Loyola (NO) (A)	NR	NR	L, 68-75
2-12	Georgia Tech (H) (ot)	NR	NR	L, 72-79
2-14	Vanderbilt (H)	NR	#20	W, 66-59
2-19	Auburn (A)	NR	NR	L, 71-75
2-21	Alabama (A)	NR	NR	L, 51-71
2-26	Miss. State (H)	NR	NR	L, 80-84
2-28	Ole Miss (H)	NR	NR	W, 68-65
3-4	Tulane (A)	NR	NR	L, 53-82

1955-56 RECORD: 7-17, 5-9

Coach: Harry Rabenhorst

DATE	OPPONENT	LSU RANK	OPPONENT RANK	RESULTS
12-1	La. College (H)	NR	NR	L, 79-84
12-3	Kentucky (H)	NR	NR	L, 52-62
12-5	SW College (Tenn.) (H)	NR	NR	W, 72-59

DATE	OPPONENT	LSU RANK	OPPONENT RANK	RESULTS
12-10	Texas A&M (A)	NR	NR	L, 59-73
12-12	Rice (A)	NR	NR	L, 60-85
12-17	Loyola (NO) (H)	NR	NR	L, 65-71

Gator Bowl Tournament - Jacksonville, Fla.

12-28	Clemson (N-GBT)	NR	NR	L, 95-100
12-29	Georgia (N-GBT)	NR	NR	W, 91-86
1-3	North Carolina (A)	NR	#5	L, 69-95
1-5	Saint Louis (H)	NR	NR	L, 79-110
1-7	Georgia (H)	NR	NR	W, 96-77
Florida (H)	NR	NR	W, 91-90	
1-14	Kentucky (A)	NR	#5	L, 65-107
1-16	Tennessee (A)	NR	NR	L, 82-91
1-30	Tulane (H)	NR	NR	W, 87-66
2-4	Miss. State (H)	NR	NR	L, 78-87
2-6	Ole Miss (H)	NR	NR	W, 100-76
2-11	Vanderbilt (A)	NR	#4	L, 68-107
2-13	Georgia Tech (A)	NR	NR	L, 74-97
Auburn (H)	NR	NR	L, 71-80	
Alabama (H)	NR	#7	L, 59-77	
2-25	Miss. State (A)	NR	NR	W, 79-71
2-27	Ole Miss (A)	NR	NR	L, 70-81
3-2	Tulane (A)	NR	NR	L, 68-81

1956-57 RECORD: 6-19, 1-13

Coach: Harry Rabenhorst

DATE	OPPONENT	LSU RANK	OPPONENT RANK	RESULTS
12-3	La. College (H)	NR	NR	W, 89-81
12-6	Birmingham So. (H)	NR	NR	W, 60-59
12-8	Loyola (NO) (H) (ot)	NR	NR	L, 73-77
12-10	Rice (H)	NR	NR	L, 72-87
12-13	SW College (Tenn.) (A)	NR	NR	W, 91-77
12-15	Saint Louis (A)	NR	NR	L, 52-86
12-19	Baylor (H)	NR	NR	W, 84-76
12-22	Loyola (NO) (A)	NR	NR	L, 68-75

La. Invitational - Shreveport

12-27	VMI (N-L)	NR	NR	W, 88-67
12-28	Centenary (A-L)	NR	NR	L, 75-83
12-29	NW Louisiana (N-L)	NR	NR	L, 75-103
1-6	Georgia (A)	NR	NR	L, 70-78
1-8	Florida (A)	NR	NR	L, 50-74
1-12	Kentucky (H)	NR	#3	L, 46-51
1-14	Tennessee (H)	NR	#16	W, 62-61
1-18	Tulane (H) (ot)	NR	NR	L, 64-66
2-1	Miss. State (A)	NR	NR	L, 72-81
2-2	Ole Miss (A)	NR	NR	L, 73-79
2-9	Vanderbilt (H)	NR	#18	L, 66-78
2-11	Georgia Tech (H)	NR	NR	L, 60-87
2-16	Auburn (A)	NR	NR	L, 62-99
2-18	Alabama (A)	NR	NR	L, 70-82
2-22	Miss. State (H)	NR	#19	L, 76-94
2-23	Ole Miss (H)	NR	NR	L, 76-83
3-1	Tulane (A)	NR	NR	L, 51-59

COACH JAY MCCREARY 8 SEASONS • 1957-65 82-115 (.416)

1957-58 RECORD: 7-18, 3-11

Coach: Jay McCreary

DATE	OPPONENT	LSU RANK	OPPONENT RANK	RESULTS
12-3	St. Mary's (Texas) (H)	NR	NR	W, 68-61
La. College (H)	NR	NR	W, 66-62	
Rice (A)	NR	#16	L, 56-81	
Miami (Fla.) (H)	NR	NR	L, 65-73	
12-16	Texas Tech (H)	NR	NR	L, 72-79
Florida St. (H)	NR	NR	W, 67-65	

Carousel Invitational - Charlotte, N.C.

12-19	Lafayette (N-C)	NR	NR	W, 80-72
12-20	Alabama (N-C)	NR	NR	L, 50-60
12-21	Tennessee (N-C)	NR	NR	L, 62-63
12-23	Loyola (NO) (A)	NR	NR	L, 62-94
Georgia (H)	NR	NR	L, 56-59	
Florida (H)	NR	NR	L, 57-81	
Kentucky (A)	NR	#9	L, 52-97	
Tennessee (A)	NR	#13	L, 53-75	
1-17	Tulane (A)	NR	NR	W, 69-63
Loyola (NO) (H)	NR	NR	L, 70-82	
Miss. State (H)	NR	#14	L, 54-71	
Ole Miss (H)	NR	NR	L, 63-76	
Vanderbilt (A)	NR	NR	L, 60-78	
Georgia Tech (A)	NR	NR	L, 61-88	
2-28	Tulane (A)	NR	NR	W, 67-63
Auburn (H)	NR	#16	L, 58-76	
Alabama (H)	NR	NR	W, 58-49	
Miss. State (H)	NR	#15	L, 72-95	
Ole Miss (A)	NR	NR	L, 78-85	

1958-59 RECORD: 10-15, 2-12

Coach: Jay McCreary

DATE	OPPONENT	LSU RANK	OPPONENT RANK	RESULTS
12-4	Birmingham So. (H)	NR	NR	W, 79-72
12-9	Arkansas (N-Sport)	NR	NR	W, 67-58
12-11	La. College (H)	NR	NR	W, 59-53
12-13	Rice (H)	NR	NR	L, 56-64
12-15	Texas (H)	NR	NR	W, 52-47
12-17	Loyola (NO) (H)	NR	NR	W, 91-86
12-19	Texas Tech (A)	NR	NR	L, 60-73
12-27	Florida St. (A)	NR	NR	L, 67-82

Gator Bowl Tournament - Jacksonville, Fla.

12-29	Georgia (N-GBT)	NR	NR	W, 63-60
12-30	Ole Miss (N-GBT)	NR	NR	W, 69-55
1-3	Georgia (A)	NR	NR	W, 79-66
1-5	Florida (A)	NR	NR	L, 63-69
1-10	Kentucky (H)	NR	#1	L, 61-76
1-12	Tennessee (H)	NR	#17	L, 58-65
1-16	Tulane (H)	NR	NR	L, 59-69
1-27	Loyola (NO) (A)	NR	NR	W, 70-68
1-31	Miss. State (A)	NR	#11	L, 71-78
2-2	Ole Miss (A)	NR	NR	L, 69-80
2-7	Vanderbilt (H)	NR	NR	L, 57-72
2-9	Georgia Tech (H)	NR	NR	L, 63-64
2-14	Auburn (A)	NR	#4	L, 67-115
2-16	Alabama (H)	NR	NR	L, 84-89
2-21	Miss. State (H)	NR	#5	L, 67-75
2-23	Ole Miss (H)	NR	NR	W, 99-93
2-27	Tulane (A)	NR	NR	L, 65-77

1959-60 RECORD: 5-18, 3-11

Coach: Jay McCreary

DATE	OPPONENT	LSU RANK	OPPONENT RANK	RESULTS
12-1	Florida State (H)	NR	NR	W, 89-78
12-4	La. College (H)	NR	NR	W, 73-68
12-10	Loyola (NO) (H) (ot)	NR	NR	L, 65-66
12-12	Rice (A)	NR	NR	L, 57-71
12-14	Texas (A)	NR	NR	L, 67-84
12-18	Texas Tech (H)	NR	NR	L, 65-72

Gator Bowl Tournament - Jacksonville, Fla.

12-29	Georgia (N-GBT)	NR	NR	L, 67-79
12-30	Jacksonville (A-GBT)	NR	NR	L, 63-72
1-2	Florida (H)	NR	NR	L, 63-73
1-4	Georgia (H)	NR	NR	W, 81-77
1-9	Kentucky (A)	NR	NR	L, 45-77
1-11	Tennessee (A)	NR	NR	L, 79-103
1-27	Loyola (NO) (A)	NR	NR	L, 64-74
1-30	Miss. State (H)	NR	NR	L, 60-71
2-1	Ole Miss (H)	NR	NR	L, 61-76
2-6	Vanderbilt (A)	NR	NR	L, 68-80
2-8	Georgia Tech (A)	NR	#6	L, 56-76
2-13	Auburn (H)	NR	#17	L, 61-63
2-15	Alabama (H)	NR	NR	W, 66-53
2-20	Miss. State (A)	NR	NR	W, 69-64
2-22	Ole Miss (A)	NR	NR	L, 70-90
2-25	Tulane (H)	NR	NR	L, 58-72
3-2	Tulane (A)	NR	NR	L, 54-64

1960-61 RECORD: 11-14, 6-8

Coach: Jay McCreary

DATE	OPPONENT	LSU RANK	OPPONENT RANK	RESULTS
Loyola (NO) (H)	NR	NR	W, 73-59	
Duke (A) (ot)	NR	#8	L, 74-80	
North Carolina (A)	NR	#5	L, 61-77	
Rice (A)	NR	NR	L, 50-67	
Texas (A)	NR	NR	W, 62-59	
Texas Tech (A) (ot)	NR	NR	W, 73-69	
TCU (A)	NR	NR	W, 68-62	
Louisville (H)	NR	#5	L, 53-72	

Poinsettia Classic - Greenville, S.C.

Furman (A-PC) (3 ot)	NR	NR	L, 55-56	
BYU (N-PC)	NR	NR	L, 57-67	
Florida (A)	NR	NR	L, 75-79	
Georgia (A)	NR	NR	L, 66-80	
Kentucky (H)	NR	NR	W, 73-59	
Tennessee (H)	NR	NR	W, 72-60	
Loyola (NO) (A)	NR	NR	W, 51-49	
1-28	Tulane (H)	NR	NR	W, 86-66
Miss. State (A)	NR	NR	L, 61-77	
Ole Miss (A)	NR	NR	W, 75-69	
Georgia Tech (H)	NR	NR	W, 63-50	
Vanderbilt (H)	NR	NR	W, 65-61	
2-18	Auburn (A)	NR	NR	L, 65-69
2-20	Alabama (A)	NR	NR	L, 60-68
2-25	Miss. State (H)	NR	NR	L, 54-56
2-27	Ole Miss (H)	NR	NR	L, 46-48
3-2	Tulane (A)	NR	NR	L, 65-68

1961-62 RECORD: 13-11, 7-7

Coach: Jay McCreary

DATE	OPPONENT	LSU RANK	OPPONENT RANK	RESULTS
11-26	Loyola (NO) (H)	NR</		

1964-65 RECORD: 12-14, 7-9

Coach: Jay McCreary

DATE	OPPONENT	LSU RANK	OPP RANK	RESULTS
12-1	Loyola (NO) (H)	NR	NR	W, 88-78
12-5	Baylor (H)	NR	NR	L, 72-84
12-7	Texas (H)	NR	NR	W, 83-75
12-12	SMU (A)	NR	NR	L, 75-98

Evansville (Ind.) Tournament

12-18	Denver (N-ET)	NR	NR	W, 88-82
12-19	Evansville (A-ET)	NR	NR	L, 73-93

All-College Tournament - Oklahoma City

12-28	Xavier (Ohio) (N-ACT)	NR	NR	L, 87-93
12-29	Rice (N-ACT)	NR	NR	W, 79-63
12-30	Creighton (N-ACT)	NR	NR	L, 79-93
1-2	Georgia (H)	NR	NR	W, 70-69
1-4	Florida (A)	NR	NR	L, 62-102
1-9	Kentucky (H)	NR	NR	L, 66-79
1-11	Tennessee (H)	NR	NR	L, 54-58
1-13	Tulane (H)	NR	NR	W, 79-67
1-30	Miss. State (A)	NR	NR	L, 74-76
2-1	Ole Miss (A)	NR	NR	W, 58-56
2-6	Alabama (H)	NR	NR	W, 67-64
2-8	Vanderbilt (H)	NR	#9	L, 85-96
2-10	Loyola (NO) (A)	NR	NR	W, 89-76
2-13	Auburn (A)	NR	NR	L, 60-101
	Alabama (A)	NR	NR	L, 78-90
2-20	Miss. State (H)	NR	NR	W, 94-76
2-22	Ole Miss (H)	NR	NR	W, 60-56
2-27	Tulane (A)	NR	NR	W, 77-74
3-6	Tennessee (A)	NR	NR	L, 60-83
3-8	Vanderbilt (A)	NR	#5	L, 60-106

COACH FRANK TRUITT

1 SEASON • 1965-66
6-20 (.231)

1965-66 RECORD: 6-20, 2-14

Coach: Frank Truitt

DATE	OPPONENT	LSU RANK	OPP RANK	RESULTS
12-1	Loyola (NO) (H)	NR	NR	L, 61-72
12-6	Texas (A)	NR	NR	W, 76-66
12-9	Loyola (NO) (A)	NR	NR	W, 88-84
12-10	SMU (H)	NR	NR	W, 91-88
12-15	Houston (A)	NR	NR	L, 87-110
12-16	Rice (A)	NR	NR	W, 85-80
12-23	Stanford (A)	NR	NR	L, 69-91

Los Angeles Classic

12-27	UCLA (A-LAC)	NR	NR	L, 89-95
12-29	St. John's (N-LAC)	NR	NR	L, 62-102
12-30	Northwestern (N-LAC)	NR	NR	L, 86-92
1-1	Georgia (H)	NR	NR	L, 52-82
1-3	Ole Miss (A)	NR	NR	L, 80-81
1-8	Auburn (H)	NR	NR	L, 66-74
1-10	Miss. State (H)	NR	NR	L, 71-74
1-24	Kentucky (A)	NR	#2	L, 85-111
1-29	Vanderbilt (A)	NR	#4	L, 66-98
1-31	Tennessee (A)	NR	NR	L, 59-87
2-2	Tulane (H)	NR	NR	L, 69-82
2-5	Miss. State (A)	NR	NR	L, 61-66
2-7	Alabama (A)	NR	NR	L, 62-66
2-12	Ole Miss (H)	NR	NR	W, 92-68
2-14	Tennessee (H)	NR	NR	L, 64-74
2-19	Alabama (H)	NR	NR	L, 73-81
2-26	Vanderbilt (H)	NR	#5	L, 84-102
2-28	Florida (H)	NR	NR	W, 86-73
3-5	Tulane (A)	NR	NR	L, 78-86

COACH PRESS MARAVICH

6 SEASONS • 1966-72
76-82 (.469)

1966-67 RECORD: 3-23, 1-17

Coach: Press Maravich

DATE	OPPONENT	LSU RANK	OPP RANK	RESULTS
12-1	SE Louisiana (H)	NR	NR	L, 88-89
12-3	Tampa (A)	NR	NR	W, 74-72
12-6	Texas (H)	NR	NR	L, 78-114
12-9	Loyola (NO) (A) (2 ot)	NR	NR	L, 86-87
12-14	Tulane (H)	NR	NR	W, 93-83
12-17	Miss. State (A)	NR	NR	L, 84-98
12-19	Ole Miss (A)	NR	NR	L, 67-74

Poinsettia Classic - Greenville, S.C.

12-29	Clemson (N-PC)	NR	NR	L, 82-92
12-30	Rice (N-PC)	NR	NR	L, 69-88
1-3	Auburn (A)	NR	NR	L, 59-70
1-7	Florida (H)	NR	NR	L, 70-87
1-9	Georgia (H)	NR	NR	W, 87-85
1-12	Tulane (A)	NR	NR	L, 89-99
1-14	Alabama (A) (ot)	NR	NR	L, 74-76
1-28	Kentucky (A)	NR	NR	L, 72-102

1-30	Vanderbilt (A)	NR	#9	L, 77-79
2-4	Kentucky (A)	NR	NR	L, 84-105
2-6	Tennessee (H)	NR	NR	L, 59-76
2-8	Auburn (H)	NR	NR	L, 63-80
2-11	Florida (A)	NR	NR	L, 71-95
2-13	Georgia (A)	NR	NR	L, 65-78
2-18	Alabama (H)	NR	NR	L, 77-86
2-20	Miss. State (H)	NR	NR	L, 64-66
2-25	Ole Miss (H)	NR	NR	L, 77-89
3-4	Tennessee (A)	NR	NR	L, 60-87
3-6	Vanderbilt (A)	NR	#8	L, 66-75

1967-68 RECORD: 14-12, 8-10

Coach: Press Maravich

DATE	OPPONENT	LSU RANK	OPP RANK	RESULTS
12-2	Tampa (H)	NR	NR	W, 97-81
12-4	Texas (A)	NR	NR	W, 87-74
12-9	Loyola (NO) (H)	NR	NR	W, 90-56

Milwaukee Classic

12-15	Wisconsin (A-MC)	NR	NR	L, 94-96
12-16	Florida State (N-MC)	NR	NR	L, 100-130
12-19	Ole Miss (H)	NR	NR	W, 81-68
12-22	Miss. State (H)	NR	NR	W, 111-87
12-30	Alabama (H)	NR	NR	W, 81-70
1-3	Auburn (H)	NR	NR	W, 76-72
1-6	Florida (A)	NR	NR	L, 90-97
1-8	Georgia (A)	NR	NR	W, 79-76
1-11	Tulane (A)	NR	NR	W, 100-91
1-24	Clemson (H)	NR	NR	W, 104-81
1-27	Kentucky (H)	NR	#9	L, 95-121
1-29	Vanderbilt (H)	NR	#7	L, 91-99
2-3	Kentucky (A)	NR	#10	L, 96-109
2-5	Tennessee (H)	NR	#6	L, 67-87
2-7	Auburn (A)	NR	NR	L, 69-74
2-10	Florida (H) (ot)	NR	NR	W, 93-92
2-12	Georgia (H)	NR	NR	L, 73-78
2-17	Alabama (A)	NR	NR	W, 99-89
2-19	Miss. State (A)	NR	NR	W, 94-83
2-21	Tulane (H)	NR	NR	W, 99-92
2-24	Ole Miss (A)	NR	NR	L, 85-87
3-2	Tennessee (A)	NR	NR	L, 71-74
3-4	Vanderbilt (A)	NR	NR	L, 86-115

1968-69 RECORD: 13-13, 7-11

Coach: Press Maravich

DATE	OPPONENT	LSU RANK	OPP RANK	RESULTS
12-2	Loyola (NO) (A)	NR	NR	W, 109-82
12-7	Clemson (A)	NR	NR	W, 86-85
12-14	Tulane (H) (2 ot)	NR	NR	L, 99-101
12-18	Florida (H) (ot)	NR	NR	W, 93-89
12-21	Georgia (H)	NR	NR	W, 98-89

All-College Tournament - Oklahoma City

12-26	Wyoming (N-ACT)	NR	NR	W, 84-78
12-28	Oklahoma City (A-ACT)	NR	NR	W, 101-85
12-30	Duquesne (N-ACT)	NR	NR	W, 94-91
1-4	Alabama (A)	NR	NR	L, 82-85
1-9	Vanderbilt (A)	NR	NR	L, 92-94
1-11	Auburn (A)	NR	NR	L, 71-90
1-25	Kentucky (H)	NR	#5	L, 96-108
1-27	Tennessee (H)	NR	NR	L, 68-81
1-31	Pittsburgh (H)	NR	NR	W, 120-79
2-1	Ole Miss (H) (ot)	NR	NR	L, 81-84
2-3	Miss. State (H)	NR	NR	W, 95-71
2-8	Alabama (H)	NR	NR	W, 81-75
2-10	Tulane (A)	NR	NR	L, 94-110
2-12	Florida (A)	NR	NR	L, 79-95
2-15	Auburn (H)	NR	NR	W, 93-81
2-17	Vanderbilt (H)	NR	NR	L, 83-85
2-22	Kentucky (A)	NR	#6	L, 89-103
2-24	Tennessee (A)	NR	#17	L, 63-87
3-1	Ole Miss (A)	NR	NR	L, 76-78
3-3	Miss. State (A)	NR	NR	W, 99-89
3-8	Georgia (A) (2 ot)	NR	NR	W, 90-80

NIT Final Four

1969-70 RECORD: 22-10, 13-5

Coach: Press Maravich

DATE	OPPONENT	LSU RANK	OPP RANK	RESULTS
12-1	Athletes in Action (H)*			W, 71-68
12-4	Oregon State (H)	NR	NR	W, 94-72
12-9	Loyola (NO) (H)	NR	NR	W, 100-87
12-11	Vanderbilt (H)	NR	NR	W, 109-86
12-13	Tulane (A)	NR	NR	W, 97-91
12-18	S. California (H)	#15	#13	L, 98-101
12-20	Clemson (A)	#15	NR	W, 111-103
12-22	Oregon State (A)	#15	NR	W, 76-68
12-23	UCLA (A)	NR	#2	L, 84-133

Rainbow Classic - Honolulu, Hawaii

12-27	SUB PAC (A-RC)*			W, 88-80
-------	-----------------	--	--	----------

12-29	St. John's (N-RC)	NR	NR	W, 80-70
12-30	Yale (N-RC)	NR	NR	L, 94-97
1-3	Alabama (H)	NR	NR	W, 90-83
1-10	Auburn (H)	NR	NR	L, 70-79
1-24	Kentucky (A)	NR	#2	L, 96-109
1-26	Tennessee (H)	NR	NR	W, 71-59
1-31	Ole Miss (H)	NR	NR	W, 109-86
2-2	Miss. State (H)	NR	NR	W, 109-91
2-4	Florida (A)	NR	NR	W, 97-75
2-7	Alabama (A)	NR	NR	L, 104-106
2-9	Tulane (H)	NR	NR	W, 127-114
2-11	Florida (H)	NR	NR	W, 94-85
2-14	Vanderbilt (A)	NR	NR	W, 99-89
2-16	Auburn (A)	NR	NR	W, 70-64
2-18	Georgia (H)	NR	NR	W, 88-86
2-21	Kentucky (H)	NR	#2	L, 105-121
2-23	Tennessee (A)	NR	NR	L, 87-88
2-28	Ole Miss (A)	NR	NR	W, 103-90
3-2	Miss. State (A)	NR	NR	W, 97-87
3-7	Georgia (A)	NR	NR	W, 99-88

NIT - New York City

3-15	Georgetown (N)	NR	NR	W, 83-82
3-17	Oklahoma (N)	NR	NR	W, 97-94
3-19	Marquette (N)	NR	#8	L, 79-101
3-21	Army (N)	NR	NR	L, 68-75

1970-71 RECORD: 14-12, 10-8

Coach: Press Maravich

DATE	OPPONENT	LSU RANK	OPP RANK	RESULTS
12-1	Loyola (A)	NR	NR	W, 109-103
12-16	Tulane (H)	NR	NR	W, 94-79
12-18	Florida (H)	NR	NR	W, 87-77
12-21	Georgia (H)	NR	NR	W, 97-76

All-College Tournament - Oklahoma City

12-26	DePaul (N-ACT)	NR	NR	W, 91-72
12-28	Montana St. (N-ACT)	NR	NR	W, 89-77
12-30	Utah State (N-ACT)	NR	#19	L, 81-97
1-2	S. California (A) (ot)	NR	#4	L, 76-80
1-4	Alabama (A)	NR	NR	L, 87-101
1-7	Baylor (H)	NR	NR	L, 83-90
1-9	Auburn (A)	NR	NR	W, 106-92
1-23	Kentucky (H)	NR	#12	L

2-8	Florida (A)	NR	NR	L, 76-92
2-10	Vanderbilt (H)	NR	NR	L, 74-83
2-15	Miss. State (A)	NR	NR	L, 71-79
2-17	Alabama (H)	NR	#7	L, 76-80
2-22	Georgia (H) (ot)	NR	NR	W, 96-90
2-24	Auburn (A)	NR	NR	L, 96-110
3-1	Tennessee (H)	NR	NR	W, 94-87
3-8	Ole Miss (A)	NR	NR	W, 91-86

1975-76 RECORD: 12-14, 5-13

Coach: Dale Brown

DATE	OPPONENT	LSU RANK	OPP RANK	RESULTS
11-18	Yugoslavia (H)*			W, 100-90

La. Classic - Baton Rouge

11-28	CCNY (H-LC)	NR	NR	W, 109-73
11-29	California (H-LC)	NR	NR	W, 85-68
12-3	Tulane (A)	NR	NR	W, 79-65
12-6	Nevada-Reno (H)	NR	NR	W, 94-74
12-22	Farleigh-Dickinson (H) NR	NR	NR	W, 93-70
12-23	Cornell (H)	NR	NR	W, 87-71
12-27	Stanford (H)	NR	NR	W, 89-85
12-30	DePaul (H)	NR	NR	L, 67-70
1-3	Auburn (H)	NR	NR	L, 86-102
1-5	Florida (H)	NR	NR	W, 85-79
1-10	Ole Miss (H)	NR	NR	W, 100-75
1-17	Alabama (A)	NR	#11	L, 75-113
1-19	Miss. State (A)	NR	NR	L, 83-90
1-24	Georgia (H)	NR	NR	L, 79-83
1-26	Tennessee (H)	NR	#10	L, 92-105
1-31	Vanderbilt (A)	NR	NR	L, 90-103
2-2	Kentucky (A)	NR	NR	L, 71-85
2-7	Ole Miss (A)	NR	NR	W, 67-57
2-14	Alabama (H)	NR	#11	L, 74-78
2-16	Miss. State (H)	NR	NR	W, 80-69
2-21	Georgia (A)	NR	NR	L, 70-75
2-23	Tennessee (A)	NR	#9	L, 71-80
2-28	Vanderbilt (H)	NR	NR	W, 89-75
3-1	Kentucky (H)	NR	NR	L, 70-85
3-6	Auburn (A)	NR	NR	L, 80-90
3-8	Florida (A)	NR	NR	L, 81-94

1976-77 RECORD: 15-12, 8-10

Coach: Dale Brown

DATE	OPPONENT	LSU RANK	OPP RANK	RESULTS
11-19	Athletes in Action (H)*			L, 53-76
11-26	Tulane (H)	NR	NR	W, 94-85
12-4	S. California (H)	NR	NR	W, 87-76
12-6	Samford (H)	NR	NR	W, 100-89
12-8	Niagara (H)	NR	NR	W, 82-68
12-17	Oklahoma City (H)	NR	NR	W, 89-77
12-20	Pacific (A)	NR	NR	L, 76-89
12-22	California (A)	NR	NR	W, 69-67
12-27	Montana St. (H)	NR	NR	W, 101-80
12-28	Villanova (H)	NR	NR	L, 68-76
1-3	Ole Miss (H)	NR	NR	W, 75-68
1-8	Alabama (A)	NR	#4	L, 77-80
1-12	Miss. State (A)	NR	NR	L, 77-80
1-15	Tennessee (H)	NR	NR	L, 102-108
1-17	Georgia (H)	NR	NR	W, 97-77
1-22	Kentucky (A)	NR	#6	L, 72-87
1-24	Vanderbilt (A)	NR	#20	L, 67-78
1-29	Auburn (H)	NR	NR	W, 77-73
1-31	Florida (H)	NR	NR	L, 68-83
2-5	Alabama (H) (ot)	NR	#8	L, 70-77
2-7	Miss. State (H)	NR	NR	W, 71-66
2-12	Tennessee (A)	NR	#11	L, 64-91
2-14	Georgia (A)	NR	NR	W, 75-69
2-19	Kentucky (H)	NR	#2	L, 76-90
2-21	Vanderbilt (H)	NR	NR	W, 95-74
2-26	Auburn (A)	NR	NR	W, 86-76
2-28	Florida (A)	NR	NR	W, 79-74
3-5	Ole Miss (A)	NR	NR	L, 68-90

1977-78 RECORD: 18-9, 12-6

Coach: Dale Brown

DATE	OPPONENT	LSU RANK	OPP RANK	RESULTS
11-15	Soviet Union (H)*(2 ot)			W, 99-96
11-28	New Orleans (H)	NR	NR	L, 69-73
11-30	Washington State (H) NR	NR	NR	W, 83-58
12-3	Oral Roberts (A)	NR	NR	W, 68-60
12-5	Texas (A)	NR	NR	L, 66-82
12-7	Tulane (H)	NR	NR	W, 120-88
12-18	Tulane (A)	NR	NR	W, 83-74
12-21	DePaul (H)	NR	NR	W, 68-67
12-22	Rice (H)	NR	NR	W, 97-68
12-29	Arkansas (H)	NR	#3	L, 62-67
1-2	Miss. State (A) (ot) NR	NR	NR	L, 82-84
1-4	Alabama (A)	NR	NR	L, 67-70
1-7	Georgia (H)	NR	NR	W, 96-78

1-9	Tennessee (H)	NR	NR	W, 121-87
1-14	Kentucky (A)	NR	#1	L, 76-96
1-16	Vanderbilt (A)	NR	NR	W, 77-55
1-21	Florida (H)	NR	NR	L, 70-74
1-23	Auburn (H)	NR	NR	W, 90-79
1-28	Ole Miss (A)	NR	NR	W, 74-61
2-4	Georgia (A)	NR	NR	W, 89-68
2-6	Tennessee (A)	NR	NR	W, 101-86
2-11	Kentucky (H) (ot) NR	#1		W, 95-94
2-13	Vanderbilt (H)	NR	NR	W, 80-73
2-18	Florida (A)	NR	NR	L, 72-73
2-20	Auburn (A) (ot) NR	NR	NR	W, 101-95
2-25	Ole Miss (H)	NR	NR	W, 94-75
3-4	Miss. State (H)	NR	NR	L, 67-68
3-6	Alabama (H)	NR	NR	W, 103-85

SEC Champions 1978-79 RECORD: 23-6, 14-4

Coach: Dale Brown

DATE	OPPONENT	LSU RANK	OPP RANK	RESULTS
11-3	Australia (H)*			W, 90-65
11-24	St. Francis (H)	#14	NR	W, 112-81
11-27	UNO (A)	#14	NR	W, 64-42
12-1	Oral Roberts (H)	#11	NR	W, 91-75
12-4	Tulane (H)	#11	NR	W, 109-85
12-9	Tulane (A)	#12	NR	W, 98-88
12-18	Montana St. (H)	#11	NR	W, 99-89

At Madison Square Garden

12-21	Army (N-MSG)	#10	NR	W, 83-77
12-29	Colgate (H)	#7	NR	W, 100-73
1-3	Georgia (H)	#7	NR	W, 97-75
1-6	Kentucky (A)	#7	#9	W, 93-89
1-8	Vanderbilt (A)	#7	NR	L, 87-88
1-10	Alabama (A)	#5	NR	L, 76-90
1-13	Florida (H)	#5	NR	W, 80-72
1-15	Auburn (H)	#5	NR	W, 94-82
1-20	Ole Miss (A) (ot)	#9	NR	W, 70-69
1-24	Tennessee (H)	#9	NR	W, 77-75
1-27	Georgia (A)	#9	NR	L, 88-93
1-29	Tennessee (A)	#9	NR	W, 84-78
2-3	Kentucky (H)	#9	NR	W, 70-61
2-5	Vanderbilt (H)	#9	#16	W, 92-71
2-8	Miss. State (A)	#8	NR	W, 92-48
2-10	Florida (A) (ot)	#8	NR	W, 88-82
2-12	Auburn (A)	#8	NR	W, 78-68
2-17	Ole Miss (H)	#6	NR	W, 67-62
2-22	Alabama (H)	#5	NR	W, 86-66
2-24	Miss. State (H)	#5	NR	L, 57-65

SEC Tournament - Birmingham, Ala.

3-2	Kentucky (N)	#8	NR	L, 67-80
-----	--------------	----	----	----------

NCAA Tournament - Bloomington, Ind.

3-10	Appalachian St. (N)	#9	NR	W, 71-57
------	---------------------	----	----	----------

NCAA Tournament - Indianapolis, Ind.

3-16	Michigan St. (N)	#7	#3	L, 71-87
------	------------------	----	----	----------

SEC Tournament Champions 1979-80 RECORD: 26-6, 14-4

Coach: Dale Brown

DATE	OPPONENT	LSU RANK	OPP RANK	RESULTS
11-13	Yugoslavia (H)*			W, 82-79
12-1	Florida (H)	#7	NR	W, 112-81
12-3	UNO (H)	#7	NR	W, 104-78
12-5	Tulane (A)	#6	NR	W, 80-79
12-15	Maine (H)	#6	NR	W, 103-81
12-20	Arkansas (A-Little Rock)	#7	#20	W, 56-55
12-22	Tulane (H)	#7	NR	W, 95-85
12-28	Boston U. (H)	#5	NR	W, 92-72
12-29	Delaware (H)	#5	NR	W, 92-64
1-2	Vanderbilt (A)	#4	NR	L, 66-77
1-5	Miss. State (H)	#4	NR	W, 80-58
1-7	Alabama (H)	#4	NR	L, 56-57
1-12	Georgia (A)	#6	NR	L, 72-73
1-16	Auburn (H)	#14	NR	W, 93-82
1-19	Tennessee (A)	#14	NR	W, 75-74
1-20	DePaul (A)	#14	#1	L, 75-78
1-23	Ole Miss (H)	#11	NR	W, 72-66
1-26	Florida (A)	#11	NR	W, 66-58
1-28	Kentucky (A)	#11	#5	W, 65-60
1-30	Vanderbilt (H)	#10	NR	W, 83-81
2-2	Miss. State (A)	#10	NR	W, 75-63
2-6	Alabama (A) (ot)	#7	NR	W, 68-66
2-9	Georgia (H)	#7	NR	W, 96-77
2-13	Auburn (A)	#6	NR	W, 50-44
2-16	Tennessee (H)	#6	NR	W, 73-66
2-21	Ole Miss (A)	#5	NR	W, 77-74
2-24	Kentucky (H) (ot)	#5	#3	L, 74-76

SEC Tournament - Birmingham, Ala.

2-28	Florida (N)	#5	NR	W, 95-82
2-29	Alabama (N)	#5	NR	W, 73-66

3-1	Kentucky (N)	#5	#2	W, 80-78
-----	--------------	----	----	----------

NCAA Tournament - Denton, Texas

3-9	Alcorn State (N)	#3	NR	W, 98-88
-----	------------------	----	----	----------

NCAA Regional - Houston, Texas

3-14	Missouri (N)	#3	#16	W, 68-63
3-16	Louisville (N)	#3	#3	L, 66-86

SEC Champions NCAA Final Four 1980-81 RECORD: 31-5, 17-1

Coach: Dale Brown

DATE	OPPONENT	LSU RANK	OPP RANK	RESULTS
11-13	Airliners (H)*			W, 91-87

Great Alaskan Shootout

11-28	Colgate (N-GAS)	#12	NR	W, 79-61
11-29	Arkansas (N-GAS)	#12	#20	L, 76-86
11-30	Georgetown (N-GAS)	#12	#16	W, 76-67
12-6	Tulane (H)	#15	NR	W, 119-81
12-13	Nevada-Las Vegas(H)	#11	NR	W, 87-73
12-18	UNO (A)	#10	NR	W, 96-66
12-20	Tulane (A)	#10	NR	W, 86-72
12-22	Xavier (H)	#10	NR	W, 78-62
12-29	UNC-Wilmington (H)	#10	NR	W, 100-68
12-30	St. Francis (H)	#10	NR	W, 91-65
1-3	Florida (A)	#10	NR	W, 92-66
1-7	Vanderbilt (H)	#9	NR	W, 77-61
1-10	Miss. State (A)	#9	NR	W, 81-69
1-14	Alabama (A)	#6	NR	W, 59-56
1-17	Georgia (H)	#6	NR	W, 78-65
1-19	Kentucky (H)	#6	#3	W, 81-67
1-21	Auburn (A)	#5	NR	W, 74-64
1-24	Tennessee (H)	#5	NR	W, 80-63
1-28	Ole Miss (A)	#4	NR	W, 63-59
1-31	Florida (H)	#4	NR	W, 92-75
2-4	Vanderbilt (A)	#4	NR	W, 86-81
2-7	Miss. State (H)	#4	NR	W, 94-89
2-11	Alabama (H)	#4	NR	W, 70-57
2-14	Georgia (A)	#4	NR	W, 64-62
2-18	Auburn (H)	#4	NR	W, 58-47
2-21	Tennessee (A)	#4	#8	W, 66-65
2-22	Texas A&M (H)	#4	NR	W, 67-57
2-25	Ole Miss (H)	#2	NR	W, 74-67
3-1	Kentucky (A)	#2	#9	L, 71-73

SEC Tournament - Birmingham, Ala.

3-5	Florida (N)	#3	NR	W, 85-73
3-6	Georgia (N)	#3	NR	L, 60-68

NCAA Tournament - Austin, Texas

3-14	Lamar (N)	#4	NR	W, 100-78
------	-----------	----	----	-----------

NCAA Regional - New Orleans, La.

3-20	Arkansas (N)	#4	#20	W, 72-56
3-22	Wichita State (N)	#4	NR	W, 96-85

NCAA Final Four - Philadelphia, Pa.

3-28	Indiana (N)	#4	#9	L, 49-67
3-30	Virginia (N)	#4	#5	L, 74-78

1981-82 RECORD: 14-14, 11-7

Coach: Dale Brown

DATE	OPPONENT	LSU RANK	OPP RANK	RESULTS
11-19	Airliners (H)*			W, 76-71
11-28	Nevada-Las Vegas (A)	#17	NR	L, 79-83
12-7	Texas A&M (A)	NR	NR	L, 63-68
12-9	St. Peter's (H)	NR	NR	W, 71-55
12-21	Texas-El Paso (H)	NR	NR	W, 71-59
12-23	UCLA (H-New Orleans)	NR	#15	L, 76-83

Sugar Bowl Classic - New Orleans

12-28	Wake Forest (N-SBC)	NR	NR	W, 70-64
12-29	Houston (N-SBC)	NR	NR	L, 69-73
1-2	Florida (H)	NR	NR	W, 61-60
1-6	Vanderbilt (A)	NR	NR	W, 80-73
1-9	Miss. State (H)	NR	NR	W, 78-56
1-13	Alabama (A)	NR	#13	L, 86-109
1-16	Georgia (A)	NR	NR	W, 54-53
1-20	Auburn (H)	NR	NR	W, 69-68
1-23	Tennessee (A)	NR	#20	L, 67-77
1-25	Kentucky (A)	NR	#9	L, 65-76
1-27	Ole Miss (H)	NR	NR	W, 53-46
1-30	Florida (A)	NR	NR	W, 61-59
2-3	Vanderbilt (H)	NR	NR	W, 78-70
2-6	Miss. State (A)	NR	NR	W, 57-43
2-10	Alabama (H)	NR	#10	W, 73-68
2-13	Georgia (H)	NR	NR	L, 51-57
2-17	Auburn (A)	NR	NR	L, 72-82
2-20	Tennessee (H)	NR	NR	L, 53-54
2-21	Wichita State (H)	NR	#NR	L, 65-66
2-24	Ole Miss (A)	NR	NR	L, 61-74

12-30	Alabama (H)	#18	NR	W, 63-61
1-2	Georgia (A)	#14	NR	W, 79-74
1-5	Miss. State (A)	#14	NR	L, 69-83
1-9	Alabama (A)	NR	NR	L, 67-89
1-12	Tennessee (H)	NR	NR	W, 75-65
1-17	Ole Miss (A)	NR	NR	L, 65-68
1-19	Vanderbilt (A)	NR	NR	W, 69-68
1-23	Florida (H)	NR	NR	W, 86-68
1-26	Auburn (H)	NR	NR	W, 80-62
1-31	Kentucky (A)	NR	NR	L, 43-53
2-2	Georgia (H)	NR	NR	L, 58-59
2-6	Miss. State (H)	NR	NR	W, 80-65
2-10	North Carolina (H)	NR	#15	L, 70-75
2-14	Tennessee (A)	NR	NR	W, 87-82
2-16	Syracuse (A)	NR	#8	L, 64-76
2-20	Vanderbilt (H)	NR	NR	W, 64-55
2-23	Florida (A)	NR	NR	W, 61-59
2-27	Auburn (A)	NR	NR	W, 78-73
3-2	Kentucky (H)	NR	NR	W, 67-61

SEC Tournament - Birmingham, Ala.

3-7	Auburn (N)	#19	NR	L, 55-58
-----	------------	-----	----	----------

NCAA Tournament - Dayton, Ohio

3-15	Navy (N)	#20	NR	L, 55-78
------	----------	-----	----	----------

NCAA Final Four 1985-86 RECORD: 26-12, 9-9

Coach: Dale Brown

DATE	OPPONENT	LSU	OPP	RESULTS
		RANK	RANK	
11-15	Brewster Heights (H)*			W, 131-82
11-22	Montana State (H)	#14	NR	W, 84-59
11-27	Washington (A)	#12	NR	W, 70-61
11-30	BYU-Hawaii (A)	#12	NR	W, 89-71
12-1	Hawaii-Pacific (A)	#12	NR	W, 101-89
12-2	Hawaii-Loa (A)	#12	NR	W, 77-68
12-3	Hawaii-Hilo (A)	#11	NR	W, 70-61
12-14	Hardin-Simmons (H)	#11	NR	W, 87-71
12-16	Lamar (A)	#11	NR	W, 74-57
12-17	Texas (A)	#9	NR	W, 72-65

LSU Invitational

12-20	SE Louisiana (H-LSU)	#9	NR	W, 82-61
12-21	Southern (H-LSU)	#9	NR	W, 91-83
12-30	Oral Roberts (H)	#9	NR	W, 82-64
1-2	Georgia (H)	#8	NR	W, 85-73
1-4	Miss. State (H)	#8	NR	W, 90-74
1-9	Alabama (A)	#8	NR	L, 67-83
1-11	Tennessee (A)	#8	NR	L, 77-88
1-13	Ole Miss (H)	#8	NR	W, 86-68
1-18	Vanderbilt (H)	#14	NR	W, 84-67
1-22	Florida (A)	#14	NR	L, 65-74
1-29	Kentucky (H)	#17	#8	L, 52-54
2-1	Georgia (A)	#17	NR	L, 76-92
2-2	Georgetown (A)	#17	#12	L, 72-74
2-4	Auburn (A)	NR	NR	W, 63-61
2-5	Miss. State (A)	NR	NR	W, 68-62
2-9	Alabama (H)	NR	#20	L, 71-80
2-12	Tennessee (H)	NR	NR	W, 75-50
2-15	Ole Miss (A)	NR	NR	L, 57-58
2-20	Vanderbilt (A)	NR	NR	W, 74-68
2-22	Florida (H)	NR	NR	W, 80-69
2-26	Auburn (H)	NR	NR	L, 86-92
3-1	Kentucky (A)	NR	#5	L, 57-68

SEC Tournament - Lexington, Ky.

3-6	Florida (N)	NR	NR	W, 72-66
3-7	Kentucky (A)	NR	#4	L, 58-61

NCAA Tournament - Baton Rouge

3-13	Purdue (H) (2 OT)	NR	NR	W, 94-87
3-15	Memphis State (H)	NR	#12	W, 83-81

NCAA SE Regional - Atlanta

3-20	Georgia Tech (A)	NR	#6	W, 70-64
3-22	Kentucky (N)	NR	#3	W, 59-57

NCAA Final Four - Dallas

3-29	Louisville (N)	NR	#7	L, 77-88
------	----------------	----	----	----------

1986-87 RECORD: 24-15, 8-10

Coach: Dale Brown

DATE	OPPONENT	LSU	OPP	RESULTS
		RANK	RANK	
11-14	Continental (H)*			W, 86-76

Pre-Season NIT

11-21	TCU (H-NIT)	NR	NR	L, 74-83
12-4	Arkansas State (H)	NR	NR	W, 73-61
12-6	McNeese State (A)	NR	NR	W, 77-62
12-14	Georgia Tech (H)	NR	#16	W, 52-44
12-16	Florida (A)	NR	NR	L, 75-96

LSU Invitational

12-19	Hardin-Simm. (H-LSU)	NR	NR	W, 77-71
12-20	New Orleans (H-LSU)	NR	NR	L, 71-82
12-22	Vanderbilt (H)	NR	NR	L, 61-63
12-29	W. Virginia St. (N)	NR	NR	W, 93-76
12-30	Illinois-Chicago (N)	NR	NR	W, 117-84
12-31	BYU-Hawaii (A)	NR	NR	W, 85-70
1-1	Denison (N)	NR	NR	W, 99-45

1-5	Ole Miss (A)	NR	NR	L, 63-73
1-8	Tennessee (A)	NR	NR	W, 79-78
1-10	Georgia (H) (ot)	NR	NR	L, 63-64
1-12	Oklahoma (A)	NR	#11	L, 85-94
1-15	Alabama (A)	NR	#15	L, 65-69
1-18	Kentucky (A)	NR	NR	W, 76-41
1-21	Florida (H)	NR	NR	L, 51-75
1-24	W. Kentucky (H)	NR	NR	W, 67-62
1-25	Miss. State (A)	NR	NR	W, 52-50
1-28	Auburn (H)	NR	#18	W, 75-73
1-31	Vanderbilt (A)	NR	NR	L, 65-66
2-4	Ole Miss (H) (ot)	NR	NR	W, 82-75
2-7	Tennessee (H)	NR	NR	W, 60-58
2-9	N. Arizona (H)	NR	NR	W, 70-58
2-11	Georgia (A)	NR	NR	L, 57-63
2-14	Alabama (H)	NR	#14	L, 52-60
2-21	Kentucky (H)	NR	NR	W, 65-52
2-25	Miss. State (H)	NR	NR	W, 55-46
3-1	Auburn (A)	NR	NR	L, 62-100

SEC Tournament - Atlanta, Ga.

3-5	Miss. State (N)	NR	NR	W, 68-54
3-6	Florida (N)	NR	NR	W, 72-66
3-7	Georgia (N) (2 ot)	NR	NR	W, 89-88
3-8	Alabama (N)	NR	#9	L, 62-69

NCAA Tournament - Rosemont, Ill.

3-15	Georgia Tech (N)	NR	NR	W, 85-79
3-17	Temple (N)	NR	#8	W, 72-62

NCAA Regional - Cincinnati

3-20	DePaul (N)	NR	#5	W, 63-58
3-22	Indiana (N)	NR	#3	L, 76-77

1987-88 RECORD: 16-14, 10-8

Coach: Dale Brown

DATE	OPPONENT	LSU	OPP	RESULTS
		RANK	RANK	
11-27	Brewster Heights (H)*			W, 123-97

LSU Invitational

12-4	Nicholls State (H-LSU)	NR	NR	W, 86-62
12-5	Southern (H-LSU)	NR	NR	W, 98-77
12-12	Maryland (H)	NR	NR	W, 55-54
12-16	Georgia Tech (A)	NR	NR	L, 70-87
12-19	Arkansas State (A)	NR	NR	L, 52-66
12-22	SW Texas State (H)	NR	NR	W, 93-74

UNLV/Bud Light Classic

12-28	N. Iowa (N-UNLVC)	NR	NR	L, 80-90
12-29	UNLV (A-UNLVC)	NR	NR	L, 59-78
1-6	Vanderbilt (A)	NR	NR	W, 51-39
1-9	Ole Miss (A) (ot)	NR	NR	W, 69-61
1-11	Oklahoma (H-N.O.)	NR	#8	W, 84-77
1-13	Tennessee (A)	NR	NR	W, 52-51
1-16	Georgia (A)	NR	NR	L, 50-59
1-20	Alabama (H)	NR	NR	W, 67-52
1-23	Kentucky (H)	NR	#4	L, 61-76
1-27	Florida (A)	NR	#14	L, 50-61
1-30	Miss. State (H)	NR	NR	L, 47-49
2-3	Auburn (A)	NR	NR	W, 78-69
2-6	Vanderbilt (H)	NR	NR	W, 94-79
2-10	Ole Miss (H)	NR	NR	W, 78-57
2-13	Tennessee (H)	NR	NR	W, 92-73
2-17	Georgia (H)	NR	NR	W, 63-62
2-20	Alabama (A)	NR	NR	L, 59-72
2-24	Kentucky (A)	NR	#12	L, 65-92
3-2	Miss. State (A)	NR	NR	L, 60-62
3-5	Auburn (H)	NR	NR	L, 80-89
3-6	Florida (H)	NR	NR	W, 86-69

SEC Tournament - Baton Rouge

3-11	Vanderbilt (H)	NR	NR	W, 87-80
3-12	Kentucky (H)	NR	#6	L, 80-86

NCAA Tournament - Hartford, Conn.

3-18	Georgetown (N)	NR	NR	L, 63-66
------	----------------	----	----	----------

1988-89 RECORD: 20-12, 11-7

Coach: Dale Brown

DATE	OPPONENT	LSU	OPP	RESULTS
		RANK	RANK	
11-11	Brewster Heights (H)*			W, 103-94
11-20	Yugoslavia (H)*			L, 84-92
11-25	Marist College (H)	NR	NR	W, 94-58
11-30	Oral Roberts (H)	NR	NR	L, 96-100
12-6	Louisiana Tech (H)(ot)	NR	NR	L, 109-111
12-8	McNeese State (H)	NR	NR	W, 91-89
12-10	Florida (A)	NR	NR	W, 111-101
12-20	Tennessee-Martin (H)	NR	NR	W, 128-89
12-22	Illinois (H)	NR	#5	L, 100-127

Chaminade Classic - Honolulu

12-28	Morehead St. (N-CC)	NR	NR	W, 101-88
12-29	Chaminade (A-CC)	NR	NR	W, 94-79
12-30	Nebraska (N-CC)	NR	NR	W, 90-87
1-2	Maryland (A)	NR	NR	W, 79-77
1-4	Miss. State (H)	NR	NR	L, 84-87
1-7	Auburn (H)	NR	NR	W, 104-77
1-11	Tennessee (A)	NR	#17	L, 96-100
1-14	Kentucky (A)	NR	NR	W, 64-62

1-18	Vanderbilt (H)	NR	NR	W, 85-84
1-21	Alabama (H)	NR	NR	W, 80-76
1-25	Georgia (A)	NR	NR	W, 80-79
1-28	Georgetown (H-N.O.)	NR	#2	W, 82-80
2-1	Ole Miss (H)	NR	NR	W, 105-75
2-4	Miss. State (A)	NR	NR	L, 79-96
2-8	Auburn (A)	#19	NR	W, 104-91
2-11	Tennessee (H)	#19	NR	W, 122-106
2-15	Kentucky (H)	NR	NR	W, 99-80
2-18	Vanderbilt (A)	NR	NR	L, 74-108
2-20	Georgia (H)	NR	NR	W, 97-83
2-22	Alabama (A)	#20	NR	L, 72-87
2-25	Nevada-Las Vegas (H)	#20	#18	W, 88-87
3-1	Florida (H)	NR	NR	L, 95-104
3-4	Ole Miss (A)(ot)	NR	NR	L, 112-113

SEC Tournament - Knoxville, Tenn.

3-10	Tennessee (A)	NR	NR	L, 77-95
------	---------------	----	----	----------

NCAA Tournament - Tucson, Arizona

3-17	Texas-El Paso (N)	NR	NR	L, 74-85
------	-------------------	----	----	----------

1989-90 RECORD: 23-9, 12-6

Coach: Dale Brown

DATE	OPPONENT	LSU	OPP	RESULTS
		RANK	RANK	
11-8	Athletes in Action (H)*			W, 111-79
11-10	Russia (H)*			W, 114-109

Pre-Season NIT

11-15	S. Mississippi (H-NIT) #2	NR	NR	W, 91-80
11-17	Kansas (H-NIT)	#2	NR	L, 83-89
12-2	McNeese State (H)	#9	NR	W, 85-49
12-4	Lamar (H)	#9	NR	W, 116-76
12-8	Cal. State L.A. (H)	#9	NR	W, 82-57
12-20	Northwestern St. (H)	#8	NR	W, 73-63
12-30	Hardin-Simmons (H)	#9	NR	W, 100-66
1-2	Texas (H-N.Houston)	#11	NR	W, 124-113
1-4	Miss. State (A)(ot)	#11	NR	L, 80-87
1-6	Auburn (A)	#11	NR	W, 77-70
1-8	Tennessee (H)	#11	NR	W, 111-94
1-13	Kentucky (H)	#14	NR	W, 94-81
1-16	Vanderbilt (H)	#13	NR	W, 101-72
1-20	Notre Dame (H-N.O.)	#13	NR	W, 87-64
1-21	Alabama (A)	#13	#24	L, 55-70
1-24	Georgia (H)	#16	NR	L, 92-94
1-27	Florida (H)	#16	NR	W, 70-52
1-28	Nevada-Las Vegas (H)	#16	#5	W, 107-105
1-31	Ole Miss (A)	#14	NR	W, 79-77
2-1	Loyola Mary. (H)(ot)	#14	#20	W, 148-141
2-5	Miss. State (H)	#14	NR	W, 86-68
2-7	Auburn (H)	#11	NR	W, 82-71
2-10	Tennessee (A)	#11	NR	W, 119-113
2-15	Kentucky (A)	#9	NR	L, 95-100
2-18	Vanderbilt (A)	#9	NR	W, 121-108
2-21	Alabama (H)	#12	NR	W, 75-69
2-25	Georgia (A)	#12	NR	L, 85-86

1993-94 RECORD: 11-16, 5-11

Coach: Dale Brown

DATE	OPPONENT	LSU RANK	OPP RANK	RESULTS
11-19	Dinamo Moscow (H)*			L, 85-87
11-22	High Five America (H)*			W, 101-87
11-26	Texas (H)	NR	NR	W, 86-66
12-4	Nicholls St. (H) (ot)	NR	NR	W, 95-90
12-11	Okl. St. (H-N.O.)	NR	#15	W, 71-68
12-16	McNeese St. (H)	#25	NR	W, 93-72
12-18	UCLA (A)	#25	#9	L, 80-100
12-21	Southeastern La. (H)	NR	NR	W, 96-62
12-28	Winthrop (H)	NR	NR	W, 100-71
12-30	Radford (H)	NR	NR	L, 72-73
1-5	Florida (A)	NR	NR	L, 73-74
1-8	Auburn (H)	NR	NR	W, 83-72
1-11	Arkansas (A)	NR	#4	L, 83-84
1-15	Vanderbilt (A)	NR	#24	W, 83-81
1-19	Alabama (H)	NR	NR	L, 67-71
1-22	N. Carolina (H-N.O.)	NR	#4	L, 65-88
1-26	Mississippi St. (H)	NR	NR	L, 52-66
1-29	Ole Miss (H)	NR	NR	W, 90-66
2-2	South Carolina (A)	NR	NR	W, 77-71
2-5	Tennessee (H)	NR	NR	W, 84-83
2-8	Alabama (A)	NR	NR	L, 66-75
2-12	Auburn (A)	NR	NR	L, 83-111
2-15	Kentucky (H)	NR	#11	L, 95-99
2-19	Georgia (H)	NR	NR	L, 84-100
2-23	Louisville (A)	NR	#13	L, 64-82
2-26	Mississippi St. (A)	NR	NR	L, 66-86
3-2	Arkansas (H) (ot)	NR	#1	L, 105-108
3-5	Ole Miss (A)	NR	NR	L, 78-93

SEC Tournament - Memphis, Tenn.

3-10	Georgia (N)	NR	NR	L, 70-83
------	-------------	----	----	----------

1994-95 RECORD: 12-15, 6-10

Coach: Dale Brown

DATE	OPPONENT	LSU RANK	OPP RANK	RESULTS
11-11	High Five America (H)*			W, 83-73
11-18	Victorian All-Stars (H)*			W, 94-90
11-25	Southeastern La. (H)	NR	NR	W, 106-80
11-29	McNeese State (H)	NR	NR	W, 86-71
12-3	George Mason (H)	NR	NR	W, 127-104
12-6	Troy State (H)	NR	NR	W, 113-78
12-17	UCLA (H)	NR	#2	L, 72-92
12-20	Oklahoma St. (A-Tulsa)	NR	NR	L, 67-111
12-22	Coppin State (H)	NR	NR	L, 66-69
12-28	Georgia State (H)	NR	NR	W, 105-70
12-30	Md-Baltimore Co. (H)	NR	NR	W, 88-67
1-3	Florida (H)	NR	#13	W, 70-66
1-7	Texas (A)	NR	NR	L, 71-80
1-11	Auburn (A)	NR	NR	W, 76-73
1-17	Alabama (A)	NR	NR	W, 74-61
1-21	Ole Miss (H) (ot)	NR	NR	W, 87-81
1-25	Miss. State (A)	NR	NR	L, 60-73
1-28	Vanderbilt (H)	NR	NR	L, 58-66
1-31	Arkansas (A)	NR	#8	L, 81-105
2-4	Tennessee (A)	NR	NR	W, 56-52
2-8	Miss. State (H)	NR	#21	L, 61-67
2-11	Alabama (H)	NR	#18	L, 66-74
2-15	Ole Miss (A)	NR	NR	L, 90-102
2-18	Georgia (A)	NR	NR	L, 89-98
2-22	Arkansas (H)	NR	#8	L, 90-92
2-25	Auburn (H)	NR	NR	W, 89-78
3-1	South Carolina (H)	NR	NR	L, 62-69
3-4	Kentucky (A)	NR	#5	L, 80-127

SEC Tournament - Atlanta, Ga.

3-9	Vanderbilt (N)	NR	NR	L, 61-85
-----	----------------	----	----	----------

1995-96 RECORD: 12-17, 4-12

Coach: Dale Brown

DATE	OPPONENT	LSU RANK	OPP RANK	RESULTS
11-8	Athletes in Action (H)*			L, 82-90
11-15	Victorian All-Stars (H)*			W, 79-62

Hawaii Tipoff Classic

11-24	Saint Louis (N)	NR	NR	L, 70-79
11-26	Dayton (N)	NR	NR	L, 73-86
11-29	Southern (H)	NR	NR	W, 109-100
12-1	McNeese State (H)	NR	NR	W, 83-73
12-5	Michigan (H)	NR	#22	L, 68-69
12-16	Tenn-Martin (H)	NR	NR	W, 93-74
12-19	Centenary (H)	NR	NR	W, 65-63
12-22	Jackson State (H)	NR	NR	L, 76-87
12-23	Louisiana College (H)	NR	NR	W, 104-65
12-29	Marist (H)	NR	NR	W, 80-65
12-30	Cornell (H)	NR	NR	W, 70-60
1-3	Mississippi State (H)	NR	#17	L, 64-77
1-6	Alabama (H)	NR	NR	W, 99-77
1-10	Vanderbilt (A)	NR	NR	W, 71-68
1-16	Kentucky (H)	NR	#2	L, 97-129

1-21	Auburn (A)	NR	#21	L, 87-95
1-23	Nicholls State (H)	NR	NR	W, 86-69
1-27	Florida (A)	NR	NR	L, 70-73
1-30	Arkansas (A)	NR	NR	L, 68-76
2-3	Ole Miss (H)	NR	NR	W, 71-66
2-7	Georgia (H)	NR	NR	L, 82-85
2-10	South Carolina (A)	NR	NR	L, 68-106
2-14	Tennessee (H)	NR	NR	L, 65-73
2-17	Alabama (A)	NR	NR	L, 73-76
2-21	Mississippi State (A)	NR	NR	L, 77-88
2-24	Auburn (H)	NR	NR	W, 93-67
2-28	Ole Miss (A)	NR	NR	L, 48-75
3-2	Arkansas (H)	NR	NR	L, 79-94

SEC Tournament - New Orleans

3-7	South Carolina (N)	NR	NR	L, 76-85
-----	--------------------	----	----	----------

1996-97 RECORD: 10-20, 3-13

Coach: Dale Brown

DATE	OPPONENT	LSU RANK	OPP RANK	RESULTS
11-8	Geelong Supercats (H)*			W, 67-61
11-15	Bulgaria (H)*			W, 81-40
11-22	Troy State (H)	NR	NR	W, #9, 50-59

Maul Classic

11-25	Kansas (N)	NR	#2	L, 53-82
11-26	Iowa (N)	NR	NR	W, #7, 70-60
11-27	South Carolina (N)	NR	NR	L, 68-74
11-30	North Carolina A&T (H)	NR	NR	W, #4, 74-62
12-3	Samford (H)	NR	NR	L, 50-53

John Wooden Classic - Anaheim, Calif.

12-7	Louisville (N) (ot)	NR	NR	L, 87-93
12-15	Michigan (A)	NR	#5	L, 59-70
12-18	N. Carolina (A)	NR	#12	L, 48-67
12-21	Oral Roberts (H)	NR	NR	W, #9, 59-58
12-23	Prairie View (H)	NR	NR	W, 96-56
12-28	Fresno State (H)	NR	NR	W, #9, 79-75
12-30	Lafayette (H)	NR	NR	W, 64-43
1-4	Mississippi State (A)	NR	NR	L, 66-69
1-7	Florida (H)	NR	NR	W, 88-82
1-11	Arkansas (A)	NR	NR	L, 59-82
1-15	Vanderbilt (H)	NR	NR	L, 62-69
1-19	Tennessee (A)	NR	NR	L, 52-66
1-22	Auburn (H)	NR	NR	W, 75-59
1-25	Alabama (A)	NR	NR	L, 66-75
1-29	Mississippi State (H)	NR	NR	L, 60-68
2-1	South Carolina (H)	NR	#25	L, 65-80
2-5	Ole Miss (H)	NR	NR	L, 73-79
2-8	Auburn (A)	NR	NR	L, 72-76
2-12	Kentucky (A)	NR	#4	L, 48-84
2-15	Alabama (H)	NR	NR	L, 72-78
2-22	Georgia (A)	NR	NR	L, 59-82
2-26	Ole Miss (A)	NR	NR	L, 68-74
3-1	Arkansas (H)	NR	NR	W, 66-64

SEC Tournament - Memphis, Tenn.

3-6	Georgia (N)	NR	#24	L, 54-75
-----	-------------	----	-----	----------

wins vacated by NCAA

**COACH JOHN BRADY
11 SEASONS • 1997-2008
192-139 (.580)****1997-98 RECORD: 9-18, 2-14**

Coach: John Brady

DATE	OPPONENT	LSU RANK	OPP RANK	RESULTS
11-6	Double Pump* (H)			W, 76-67
11-14	Outback All-Stars* (H)			W, 60-62
11-20	Southern-NO (H)	NR	NR	W, 99-51
11-24	Centenary (H)	NR	NR	W, 59-41
11-26	Fresno State (A)	NR	#12	L, 65-90
11-29	Nicholls St. (H)	NR	NR	W, 72-52
12-1	Lamar (H)	NR	NR	L, 64-70
12-14	Jackson St. (H)	NR	NR	W, 57-49
12-17	Texas (A)	NR	NR	L, 63-69
12-23	Robert Morris (H)	NR	NR	W, 63-58
12-28	Southern-BR (H)	NR	NR	W, 77-66
12-30	Houston (H)	NR	NR	W, 72-50
1-4	Arkansas (A)	NR	#23	L, 59-62
1-7	Alabama (H)	NR	NR	L, 57-60
1-10	South Carolina (A)	NR	#16	L, 53-70
1-14	Auburn (H)	NR	NR	W, 59-54
1-17	Florida (A)	NR	NR	W, 66-63
1-21	Ole Miss (A)	NR	#13	L, 58-80
1-24	Georgia (H)	NR	NR	L, 52-61
1-28	Arkansas (H)	NR	#15	L, 68-85
1-31	Tennessee (H)	NR	NR	L, 65-72
2-4	Kentucky (H)	NR	#8	L, 61-63
2-11	Miss. State (A)	NR	NR	L, 48-65
2-14	Auburn (A)	NR	NR	L, 44-66
2-18	Ole Miss (H)	NR	#15	L, 57-83
2-21	Alabama (A)	NR	NR	L, 60-69
2-25	Vanderbilt (A)	NR	NR	L, 58-60

2-28	Miss. State (H)	NR	NR	L, 62-63
------	-----------------	----	----	----------

SEC Tournament - Atlanta, Ga.

3-5	Tennessee (N)	NR	NR	L, 62-73
-----	---------------	----	----	----------

1998-99 RECORD: 12-15, 4-12

Coach: John Brady

DATE	OPPONENT	LSU RANK	OPP RANK	RESULTS
11-16	Texas-Pan Am (H)	NR	NR	W, 75-56
11-21	McNeese State (H)	NR	NR	W, 52-39
11-25	North Carolina A&T (H)	NR	NR	W, 72-59
11-30	Houston (A)	NR	NR	L, 55-67
12-12	Jackson State (H)	NR	NR	W, 72-53
12-16	Prairie View A&M (H)	NR	NR	W, 84-62
12-19	Texas (H) (ot)	NR	NR	W, 63-61
12-22	Troy State (H)	NR	NR	W, 74-56
12-29	Belmont (H)	NR	NR	W, 82-63
1-2	Arkansas (H)	NR	#18	L, 75-80
1-6	Tennessee (A)	NR	NR	L, 58-93
1-9	Auburn (H)	NR	#14	L, 70-73
1-13	Alabama (H)	NR	NR	W, 71-70
1-16	Mississippi State (A)	NR	NR	L, 53-55
1-20	Florida (H)	NR	NR	L, 58-77
1-23	Vanderbilt (H)	NR	NR	W, 64-59
1-27	Arkansas (A)	NR	#21	L, 64-86
1-30	Kentucky (A)	NR	#6	L, 62-86
2-3	Ole Miss (H)	NR	NR	L, 66-82
2-6	Auburn (A)	NR	#6	L, 54-80
2-10	Alabama (A) (3ot)	NR	NR	L, 71-72
2-13	Arizona (A)	NR	#10	L, 71-78
2-17	South Carolina (H)	NR	NR	W, 60-56
2-20	Georgia (A)	NR	NR	L, 57-59
2-24	Mississippi State (H)	NR	NR	W, 74-63
2-27	Ole Miss (A)	NR	NR	L, 57-79

SEC Tournament - Atlanta, Ga.

3-4	Florida (N)	NR	#21	L, 75-97
-----	-------------	----	-----	----------

**SEC Champions
1999-00 RECORD: 28-6, 12-4**

Coach: John Brady

DATE	OPPONENT	LSU RANK	OPP RANK	RESULTS
11-8	Next Level (H)*			W, 78-70
11-12	Sports Tour (H)*			W, 94-61
11-20	Grambling State (H)	NR	NR	W, 112-37
11-22	Southeastern La. (H)	NR	NR	W, 75-36

Hawaii Pacific Classic - Honolulu, Hawaii

11-26	Oakland Univ. (N)	NR	NR	W, 87-80
11-27	Wyoming (N)	NR	NR	W, 103-86
11-28	Fresno State (N)	NR	NR	W, 95-85
12-11	Alcorn State (H)	NR	NR	W, 71-64
12-14	Tennessee-Martin (H)	NR	NR	W, 73-45
12-18	Sam Houston (H)	NR	NR	W, 85-67
12-21	Centenary (H-Sport)	NR	NR	W, 80-52
12-23	Nicholls State (H)	NR	NR	W, 91-74
12-27	Howard (H)	NR	NR	W, 81-55

Sugar Bowl Classic - New Orleans, La.

12-30	Oklahoma State (N)	NR	#11	W, 63-53
1-5	Alabama (H)	#21	NR	W, 78-66
1-8	Tennessee (H)	#21	#15	L, 59-64
1-12	Florida (A)	#24	#10	L, 57-82
1-15	Vanderbilt (A)	#24	NR	L, 62-65
1-19	Georgia (H)	NR	NR	W, 61-57
1-26	Arkansas (H)	NR	NR	W, 96-75
1-29	Arizona (H)	NR	#5	W, 86-60
2-2	Mississippi State (A)	#22	NR	L, 66-68
2-5	Alabama (A)	#22	NR	W, 93-60
2-9	Auburn (H)	#25	#9	W, 83-68
2-13	Kentucky (H)	#25	#11	W, 70-57
2-16	Ole Miss (A)	#16	NR	W, 97-53
2-19	Arkansas (A)	#16	NR	W, 78-67
2-23	South Carolina (A)	#15	NR	W, 64-59
2-26	Mississippi State (H)	#15	NR	W, 71-66
3-1	Auburn (A)	#12	#19	W, 55-53
3-4	Ole Miss (H)	#12	NR	W, 64-60

SEC Tournament - Atlanta, Ga.

3-10	Vanderbilt (N)	#10	NR	W, 71-60
3-11	Arkansas (N)	#10	NR	L, 67-69

NCAA Tournament - Salt Lake City, Utah

3-16	SE Missouri St. (N)	#10	NR	W, 64-61
3-18	Texas (N)	#10	#15	W, 72-67

NCAA Tournament - Albuquerque, N.M.

3-23	Wisconsin (N)	#10	NR	L, 48-61
------	---------------	-----	----	----------

2000-01 RECORD: 13-16, 2-14

Coach: John Brady

DATE	OPPONENT	LSU
------	----------	-----

Nokia Sugar Bowl Classic - New Orleans

12-28	Tulane (A)	#24	NR	W, 74-62
12-30	New Orleans (H)	#21	NR	W, 69-57
1-5	Georgia (A)	#21	NR	L, 63-89
1-8	Houston (H)	NR	NR	W, 80-51
1-11	Mississippi State (H)	NR	#7	W, 85-72
1-15	Centenary (H)	#23	NR	W, 112-65
1-18	Ole Miss (H)	#23	NR	L, 57-67
1-22	Arkansas (A)	NR	NR	L, 65-73
1-25	Mississippi State (A)	NR	#22	L, 64-67
1-28	Florida (H)	NR	#4	L, 53-70
2-1	Alabama (A)	NR	#23	L, 66-75
2-5	South Carolina (H)	NR	NR	W, 71-58
2-8	Auburn (A)	NR	NR	L, 54-56
2-12	Vanderbilt (H)	NR	NR	W, 79-60
2-15	Kentucky (A)	NR	#3	L, 57-68
2-22	Arkansas (H)	NR	NR	W, 75-56
2-26	Auburn (H)	NR	NR	W, 94-63
3-1	Tennessee (A)	NR	NR	W, 88-67
3-5	Ole Miss (A)	NR	NR	W, 77-64
3-8	Alabama (H)	NR	NR	W, 66-62

SEC Tournament - New Orleans

3-13	Arkansas (N)	NR	NR	W, 85-56
3-14	Florida (N)	NR	#7	W, 65-61
3-15	Mississippi State (N)	NR	NR	L, 61-76

NCAA Tournament - Birmingham, Ala.

3-21	Purdue (N)	NR	NR	L, 56-80
------	------------	----	----	----------

2003-04 RECORD: 18-11, 8-8

Coach: John Brady

DATE	OPPONENT	LSU	OPP	RESULTS
		RANK	RANK	
11-6	Global Sports (H)*			L, 64-68
11-7	SE All Stars (H)*			W, 77-64
11-21	Southern (H)	NR	NR	W, 70-59
11-24	McNeese State (H)	NR	NR	W, 87-77
11-26	Troy State (H)	NR	NR	W, 78-69
11-29	La.-Monroe (H)	NR	NR	W, 96-65
12-16	Utah (H)	NR	NR	W, 65-51
12-20	Southern Miss (H)	NR	NR	W, 65-50
12-23	Tulane (H)	NR	NR	W, 67-48

Nokia Sugar Bowl Classic - New Orleans

12-27	UAB (N)	NR	NR	W, 78-62
12-30	Houston (A)	NR	NR	L, 52-60
1-3	Centenary (A)	NR	NR	W, 66-63
1-6	Arkansas (A)	NR	NR	W, 66-55
1-10	Alabama (H)	NR	NR	W, 70-66
1-12	UNO (A)	NR	NR	W, 68-60
1-17	Mississippi St. (H)	NR	#20	L, 54-64
1-21	Ole Miss (A)	NR	NR	L, 49-53
1-24	South Carolina (A)	NR	#25	L, 61-55
1-28	Georgia (H)	NR	NR	W, 63-59
1-31	Alabama (A)	NR	NR	W, 60-54
2-4	Tennessee (H)	NR	NR	W, 84-67
2-7	Arkansas (H)	NR	NR	W, 65-52
2-14	Florida (A)	NR	#22	W, 73-70
2-18	Auburn (H)	#24	NR	L, 68-80
2-21	Vanderbilt (A)	NR	NR	L, 54-74
2-25	Miss. State (A)	NR	#7	L, 58-84
2-29	Kentucky (H)	NR	#9	L, 64-70
3-3	Ole Miss (H)	NR	NR	W, 58-45
3-6	Auburn (A)	NR	NR	L, 66-78

SEC Tournament - Atlanta, Ga.

3-12	South Carolina (N)	NR	NR	L, 65-84
------	--------------------	----	----	----------

National Invitation Tournament

3-17	Oklahoma (A)	NR	NR	L, 61-70
------	--------------	----	----	----------

SEC Western Division Champions

2004-05 RECORD: 20-10, 12-4

Coach: John Brady

DATE	OPPONENT	LSU	OPP	RESULTS
		RANK	RANK	
11-9	EA All-Stars (H)*			W, 62-52
11-15	Houston Sports (H)*			W, 124-78

LSU Louisiana Classic

11-19	Tulane (H)	NR	NR	W, 83-58
11-21	La.-Lafayette (H)	NR	NR	W, 83-69
11-24	New Orleans (H)	NR	NR	W, 95-79
11-27	West Virginia (H)	NR	NR	L, 69-84
12-11	Northwestern St. (H)	NR	NR	W, 83-74
12-13	McNeese State (H)	NR	NR	W, 82-79
12-18	Southern Miss (A)	NR	NR	L, 84-88
12-21	Houston (A)	NR	NR	L, 72-81

Nokia Sugar Bowl Classic - New Orleans

12-30	Florida State (N)	NR	NR	W, 67-50
1-3	Utah (A)	NR	NR	L, 55-69
1-8	Alabama (A)	NR	#19	L, 58-73
1-12	South Carolina (H)	NR	NR	W, 79-64
1-15	Ohio State (H)	NR	NR	W, 113-101
1-19	Arkansas (H)	NR	NR	W, 66-63
1-22	Kentucky (A)	NR	#8	L, 58-89

1-26	Ole Miss (H)	NR	NR	W, 70-60
1-29	Mississippi State (H)	NR	#22	W, 69-62
2-2	Georgia (A)	NR	NR	W, 95-79
2-5	Tennessee (A)	NR	NR	L, 55-77
2-9	Auburn (H)	NR	NR	L, 90-69
2-12	Arkansas (A)	NR	NR	L, 62-65
2-16	Mississippi State (A)	NR	NR	W, 80-72
2-19	Florida (H)	NR	#24	W, 77-73
2-22	Alabama (H)	NR	#14	W, 61-59
2-26	Auburn (A)	NR	NR	W, 77-64
3-2	Ole Miss (A)	NR	NR	W, 58-53
3-5	Vanderbilt (H)	NR	NR	W, 81-69

SEC Tournament - Atlanta, Ga.

3-11	Auburn (N)	NR	NR	W, 89-58
3-12	Kentucky (N)	NR	#4	L, 78-79

NCAA Tournament - Boise, Idaho

3-17	UAB (N)	NR	NR	L, 68-82
------	---------	----	----	----------

SEC Champions NCAA Final Four 2005-06 RECORD: 27-9, 14-2

Coach: John Brady

DATE	OPPONENT	LSU	OPP	RESULTS
		RANK	RANK	
11-10	EA Sports (H)*			W, 74-54
11-15	LSU-Shreveport (H)*			W, 122-58
11-18	Southern (H)	NR	NR	W, 84-56
11-21	Nicholls State (H)	NR	NR	W, 104-57
11-26	West Virginia (A)(ot)	NR	#13	W, 71-68
11-29	Houston (H)	#25	NR	L, 83-84
12-10	McNeese State (H)	NR	NR	W, 90-70
12-13	New Orleans (H)	NR	NR	W, 94-53
12-17	UL-Lafayette (H)	NR	NR	W, 81-62

Las Vegas Holiday Classic - Baton Rouge, La. & Las Vegas, NV

12-19	Northern Iowa (H)	NR	NR	L, 50-54
12-22	Ark.-Monticello (N)	NR	NR	W, 75-48
12-23	Cincinnati (N)	NR	NR	W, 72-75
12-31	Ohio State (A)	NR	#21	L, 76-78
1-3	Tulane (H)	NR	NR	W, 75-58
1-7	Connecticut (A)	NR	#2	L, 66-67
1-11	Arkansas (A)	NR	NR	W, 63-58
1-14	Tennessee (H)	NR	NR	W, 88-74
1-18	Miss. State (A)	NR	NR	W, 71-57
1-21	Alabama (H)	NR	NR	W, 68-57
1-25	Georgia (H)	NR	NR	W, 81-52
1-28	Ole Miss (A)	NR	NR	W, 79-73
2-1	Auburn (H)	#24	NR	W, 84-69
2-4	Alabama (A)	#24	NR	L, 62-67
2-8	Arkansas (H)	NR	NR	W, 78-77
2-11	Florida (A)	NR	#7	L, 62-71
2-15	Miss. State (H)	#25	NR	W, 72-59
2-18	Auburn (A)	#25	NR	W, 65-61
2-22	Vanderbilt (A)	#24	NR	W, 77-66
2-25	Kentucky (H)	#24	NR	W, 71-67
2-28	South Carolina (A)	#21	NR	W, 64-61
3-4	Ole Miss (H)	#21	NR	W, 55-52

SEC Tournament - Nashville, Tenn.

3-10	Iona (N)	#19	NR	W, 80-64
3-18	Texas A&M (N)	#19	NR	W, 58-57

NCAA Tournament - Jacksonville, Fla.

3-16	Iona (N)	#19	NR	W, 80-64
3-18	Texas A&M (N)	#19	NR	W, 58-57

NCAA Tournament - Atlanta, Ga.

3-23	Duke (N)	#19	#1	W, 62-54
3-25	Texas (N)	#19	#9	W, 70-60

NCAA Final Four - Indianapolis, Ind.

4-01	UCLA (N)	#19	#17	L, 45-59
------	----------	-----	-----	----------

2006-07 RECORD 17-15, 5-11

Coach: John Brady

DATE	OPPONENT	LSU	OPP	RESULTS
		RANK	RANK	
11-9	EA Sports (H)*	#5	NR	W, 70-65
11-15	Louisiana College (H)*	#7	NR	W, 94-41
11-17	Nicholls State (H)	#7	NR	W, 96-42
11-19	Louisiana-Monroe (H)	#7	NR	W, 88-57
11-25	Wichita State (H)	#6	24	L, 53-57
11-29	McNeese State (H)	#10	NR	W, 91-57
12-3	Tulane (A)	#10	NR	W, 74-67
12-5	Texas A&M (H)	#9	6	W, 64-52
12-10	Texas (N-Houston)(ot)	#9	NR	L, 75-76
12-17	Oregon State (A)	#12	NR	W, 60-53
12-20	Washington (A)	#12	17	L, 72-88
12-23	Louisiana Tech (H)	#12	NR	W, 68-52

Hispanic College Funds Classic - Baton Rouge

12-27	Wright State (H)	#17	NR	W, 71-45
12-28	Miss. Valley State (H)	#17	NR	W, 92-58
12-29	Samford (H)	#17	NR	W, 60-45
1-6	Connecticut (H)	#14	#18	W, 66-49
1-9	Alabama (A)	#13	#14	L, 61-71
1-13	Auburn (H)	#13	NR	W, 65-63
1-17	Ole Miss (H)	#16	NR	W, 62-55

1-20	Arkansas (A)	#16	NR	L, 52-72
1-24	Vanderbilt (H)	#21	NR	L, 53-64
1-28	Georgia (A)	#21	NR	L, 54-57
1-31	Alabama (H)	NR	#19	L, 70-73
2-3	Mississippi State (A)	NR	NR	L, 78-85
2-6	Tennessee (A)	NR	NR	L, 67-70
2-10	Arkansas (H)	NR	NR	W, 71-67
2-14	Ole Miss (A)	NR	NR	L, 70-71
2-17	Miss. State (H)	NR	NR	L, 50-56
2-20	Kentucky (A)	NR	NR	L, 63-70
2-24	Florida (H)	NR	#3	W, 66-56
2-28	Auburn (A)	NR	NR	L, 68-80
3-3	South Carolina (H)	NR	NR	W, 61-52

SEC Tournament - Atlanta, Ga.

3-8	Tennessee (N)(ot)	NR	#22	W, 76-67
3-9	Ole Miss (N)	NR	NR	L, 60-80

2007-08 RECORD: 13-18, 6-10

Coach: John Brady

Coach Butch Pierre (Final 10 games - 5-5)

DATE	OPPONENT	LSU	OPP	RESULTS
		RANK	RANK	
9-1	Guelph* (A)	NR	NR	W, 92-60
9-2	York* (A)	NR	NR	W, 101-67
9-3	Toronto* (A)	NR	NR	W, 82-55
11-1	Belhaven* (H)	NR	NR	W, 108-57
11-6	EA Sports* (H)	NR	NR	W, 72-68
11-12	Southeastern La. (H)	NR	NR	W, 72-62
11-14	McNeese St. (H)	NR	NR	W, 78-74

Canadian Exhibition Tour

9-1	Guelph* (A)	NR	NR	W, 92-60
9-2	York* (A)	NR	NR	W, 101-67
9-3	Toronto* (A)	NR	NR	W, 82-55
11-1	Belhaven* (H)	NR	NR	W, 108-57
11-6	EA Sports* (H)	NR	NR	W, 72-68
11-12	Southeastern La. (H)	NR	NR	W, 72-62
11-14	McNeese St. (H)	NR	NR	W, 78-74

EA Sports Maui Classic

11-19	Oklahoma State (N)	NR	NR	L, 77-83
11-20	Chaminade (A)	NR	NR	W, 78-82
11-21	Arizona State (N)(ot)	NR	NR	L, 84-87
11-28	Nicholls State (H)	NR	NR	W, 68-41
11-30	Southern (H)	NR	NR	W, 88-45

Big East/SEC Challenge - Philadelphia

12-6	Villanova (A)	NR	#25	L, 67-68
12-15	Northwestern St. (H)	NR	NR	W, 82-58
12-19	Wichita State (A)	NR	NR	L, 47-67
12-22	Oregon State (H)	NR	NR	L, 67-61
12-29	Washington (H)	NR	NR	L, 65-73
1-2	Tulane (A)	NR	NR	L, 63-68
1-5	Texas A&M (A)	NR	#12	L, 53-79
1-9	Mississippi St. (H)	NR	NR	L, 39-61
1-12	Ole Miss (A)	NR	#16	L, 71-74
1-16	Auburn (H)	NR	NR	L, 67-74

ALABAMA (66-98)

Jan. 1916	H	L	25-39
Jan. 1916	H	L	25-44
Feb. 1916	A	W	25-18
Jan. 1917	H	W	34-7
Feb. 1917	A	W	38-9
Feb. 9, 1918	A	W	28-25
Feb. 9, 1920	A	W	30-11
Feb. 23, 1920	H	W	44-19
Feb. 12, 1924	A	L	8-44
Jan. 25, 1926	A	L	15-26
Jan. 26, 1926	A	W	28-22
Jan. 1929	A	L	16-38
Jan. 1929	A	L	28-37
Feb. 3, 1930	A	L	20-37
Feb. 4, 1930	A	L	22-28
Jan. 22, 1931	H	L	26-40
Jan. 23, 1931	H	L	28-37
Jan. 22, 1932	A	L	25-34
Jan. 23, 1932	A	L	25-37
Jan. 4, 1933	H	W	32-27
Jan. 5, 1933	H	L	36-40
Jan. 12, 1934	A	L	33-36
Jan. 13, 1934	A	L	29-37
Jan. 7, 1935	H	W	34-32
Jan. 8, 1935	H	W	41-39
Jan. 10, 1936	A	L	25-37
Jan. 11, 1936	A	L	34-43
Feb. 28, 1936	Knox	L	30-52
Jan. 6, 1937	H	W	43-33
Jan. 7, 1937	H	W	47-27
Feb. 7, 1938	A	L	33-41
Feb. 8, 1938	A	L	32-33
Jan. 6, 1939	H	W	33-29
Jan. 7, 1939	H	L	30-39
Jan. 15, 1940	A	W	33-28
Feb. 29, 1940	Knox	L	25-51
Jan. 6, 1941	H	W	37-28
Jan. 13, 1941	A	L (ot)	32-36
Jan. 12, 1942	A	L	28-40
Feb. 27, 1942	Lville	L (ot)	31-45
Jan. 1943	A	W	32-29
Jan. 1943	A	W	36-32
Jan. 26, 1943	Lville	W	47-41
Jan. 14, 1946	A	W	48-26
Jan. 16, 1946	H	W	44-30
Jan. 13, 1947	A	L	38-45
Feb. 7, 1947	H	W	54-43
Jan. 27, 1948	A	L	43-49
March 1, 1948	H	L	32-37
Jan. 20, 1949	H	W	51-44
Feb. 5, 1949	A	L	45-56
Jan. 20, 1950	SA	W	64-58
Feb. 3, 1950	H	L	52-60
Dec. 23, 1951	A	L	69-94
Dec. 8, 1951	H	W	68-61
Dec. 17, 1952	A	W	58-45
Feb. 22, 1954	H	W	79-61
Feb. 21, 1955	A	L	51-71
Feb. 1956	H	L	59-77
Feb. 18, 1957	A	L	70-82
Dec. 20, 1957	Char	L	50-60
Feb. 1958	H	W	58-49
Feb. 16, 1959	A	L	84-89
Feb. 15, 1960	H	W	66-53
Feb. 20, 1961	A	L	60-68
Dec. 16, 1961	Birm	W	72-63
Feb. 19, 1962	H	W	69-60
Feb. 18, 1963	A	L	71-75
Feb. 17, 1964	H	L	70-72
Feb. 6, 1965	H	W	67-64
Feb. 1965	A	L	78-90
Feb. 7, 1966	A	L	62-66
Feb. 19, 1966	H	L	73-81
Jan. 14, 1967	A	L (ot)	74-76
Feb. 18, 1967	H	L	77-86
Dec. 30, 1967	H	W	81-70
Feb. 17, 1968	A	W	99-89
Jan. 4, 1968	A	L	82-85
Feb. 8, 1968	H	W	81-75
Jan. 3, 1970	H	W	90-83
Feb. 7, 1970	A	L	104-106
Jan. 4, 1971	A	L	87-101
Feb. 6, 1971	H	W	107-78
Jan. 10, 1972	H	L	80-101
Feb. 12, 1972	A	L (4ot)	99-103

Jan. 6, 1973	A	L	66-77
Feb. 10, 1973	H	W	72-70
Jan. 19, 1974	H	L (ot)	79-80
Feb. 18, 1974	A	L	87-99
Jan. 18, 1975	A	L	67-93
Feb. 17, 1975	H	L	76-80
Jan. 17, 1976	A	L	75-113
Feb. 14, 1976	H	L	74-78
Jan. 8, 1977	A	L	77-80
Feb. 5, 1977	H	L (ot)	70-77
Jan. 4, 1978	A	L	67-70
March 6, 1978	H	W	103-85
Jan. 10, 1979	A	L	76-90
Feb. 22, 1979	H	W	86-88
Jan. 7, 1980	H	L	56-57
Feb. 6, 1980	A	W (ot)	68-66
Feb. 29, 1980	Birm	W	73-66
Jan. 14, 1981	A	W	59-56
Feb. 11, 1981	H	W	70-57
Jan. 13, 1982	A	L	86-109
Feb. 10, 1982	H	W	73-68
Jan. 22, 1983	A	L	70-75
Feb. 19, 1983	H	L	67-71
Jan. 21, 1984	H	W	85-84
Feb. 17, 1984	A	L (ot)	49-51
March 11, 1984	Nash	L (ot)	70-72
Dec. 30, 1984	H	W	63-61
Jan. 9, 1985	A	L	67-89
Jan. 9, 1986	A	L	67-83
Feb. 9, 1986	H	L	71-80
Jan. 15, 1987	A	L	65-69
Feb. 14, 1987	H	L	52-60
March 8, 1987	Atl	L	62-69
Jan. 20, 1988	H	W	67-52
Feb. 20, 1988	A	L	59-72
Jan. 21, 1989	H	W	80-76
Feb. 22, 1989	A	L	72-87
Jan. 21, 1990	A	L	55-70
Feb. 21, 1990	H	W	75-69
Jan. 15, 1991	A	W	90-80
Feb. 17, 1991	H	W	88-81
Jan. 14, 1992	A	W	89-81
Jan. 29, 1992	H	W	73-65
Jan. 6, 1993	A	L	67-77
Feb. 23, 1993	H	W	76-68
Jan. 19, 1994	H	L	67-71
Feb. 8, 1994	A	L	66-75
Jan. 17, 1995	A	W	74-61
Feb. 11, 1995	H	L	66-74
Jan. 6, 1996	H	W	99-77
Feb. 17, 1996	A	L	73-76
Jan. 25, 1997	A	L	66-75
Feb. 15, 1997	H	L	72-78
Jan. 7, 1998	H	L	57-60
Feb. 21, 1998	A	L	60-69
Jan. 15, 1999	H	W	71-70
Feb. 10, 1999	A	L (3ot)	71-72
Jan. 5, 2000	H	W	78-66
Feb. 5, 2000	A	W	93-60
Jan. 6, 2001	H	L	73-82
Feb. 3, 2001	A	L	66-76
Jan. 5, 2002	A	L	74-76
Feb. 2, 2002	H	L	48-57
Feb. 1, 2003	A	L	74-76
March 8, 2003	H	W	66-62
Jan. 10, 2004	H	W	70-66
Jan. 31, 2004	A	W	60-54
Jan. 8, 2005	A	L	58-73
Feb. 22, 2005	H	W	61-59
Jan. 21, 2006	H	W	68-57
Feb. 11, 2006	A	L	62-67
Jan. 9, 2007	A	L	61-71
Jan. 31, 2007	H	L	70-73
Feb. 2, 2008	A	L	72-81
Mar. 5, 2008	H	W	80-74
Jan. 11, 2009	A	L	59-65
Feb. 8, 2009	H	W	76-62
Jan. 9, 2010	H	L	49-66
Jan. 27, 2010	A	L	38-57

Knox = Knoxville, Tenn.
 Lville = Louisville, Ky.
 SA = San Antonio, Texas
 Char = Charlotte, N.C.
 Birm = Birmingham, Ala.
 Nash = Nashville, Tenn.
 Atl = Atlanta, Ga.

LSU at home: LSU leads, 45-29
at Alabama: Alabama leads, 63-17
at Neutral sites: Alabama leads, 6-4

UAB (1-1)
 Dec. 27, 2003 NO W 78-62
 March 17, 2005 Boise L 68-82
 NO = New Orleans, La.

ALCORN STATE (3-0)
 March 9, 1980 Den W 98-88
 Dec. 11, 1999 H W 71-64
 Nov. 20, 2008 H W 77-45
 Den = Denton, Texas

APPALACHIAN STATE (1-0)
 March 10, 1979 Blm W 71-57
 Blm = Bloomington, Ind.

ARIZONA (3-3)
 Dec. 8, 1990 H W 92-82
 Dec. 7, 1991 A L 67-87
 Feb. 13, 1999 A L 71-78
 Jan. 29, 2000 H W 86-60
 Dec. 20, 2000 A L 75-88
 Dec. 21, 2002 H W 66-65
LSU at home: LSU leads, 3-0
at Arizona: Arizona leads, 3-0

ARIZONA STATE (0-2)
 Nov. 21, 2007 Maui L 84-87 (ot)
 Nov. 27, 2009 NYC L 52-71

ARKANSAS (21-29)
 Dec. 9, 1949 H W 62-46
 Feb. 15, 1951 LR L 50-64
 Dec. 9, 1958 Sport W 67-58
 Dec. 21, 1961 Sport L (ot) 81-84
 Dec. 19, 1963 LR W 72-70
 Dec. 29, 1977 H L 62-67
 Dec. 20, 1979 LR W 56-55
 Nov. 29, 1980 Anch L 76-86
 Mar. 20, 1981 NO W 72-56
 Jan. 11, 1992 H L 90-101
 March 3, 1992 A L (ot) 92-106
 Feb. 2, 1993 H L 79-91
 March 3, 1993 A L 75-88
 Jan. 11, 1994 A L 83-84
 Mar. 2, 1994 H L (ot) 105-108
 Jan. 31, 1995 A L 81-105
 Feb. 22, 1995 H L 90-92
 Jan. 30, 1996 A L 68-76
 March 2, 1996 H L 79-94
 Jan. 11, 1997 A L 59-82
 Mar. 1, 1997 H W 66-64
 Jan. 4, 1998 A L 59-62
 Jan. 28, 1998 H L 68-85
 Jan. 2, 1999 H L 75-80
 Jan. 27, 1999 A L 64-86
 Jan. 26, 2000 H W 96-75
 Feb. 19, 2000 A W 78-67
 Mar. 11, 2000 Atl L 67-69
 Jan. 27, 2001 H L 52-59
 Feb. 17, 2001 A L 70-87
 March 9, 2001 Nash L 72-77
 Jan. 13, 2002 H W 75-69
 Feb. 16, 2002 A W 67-63
 Jan. 22, 2003 A L 65-73
 Feb. 22, 2003 H W 75-56
 Mar. 13, 2003 NO W 85-56
 Jan. 6, 2004 A W 66-55
 Feb. 7, 2004 H W 65-52
 Jan. 19, 2005 H W (ot) 66-63
 Feb. 12, 2005 A L 62-65
 Jan. 11, 2006 A W 63-58
 Feb. 8, 2006 H W 78-77
 Jan. 20, 2007 A L 52-72
 Feb. 10, 2007 H W 71-67
 Jan. 26, 2008 H L 52-68
 Feb. 20, 2008 A L 61-87
 Jan. 31, 2009 H W 79-69
 Feb. 18, 2009 A W 72-69
 Feb. 10, 2010 A L 52-87
 Feb. 24, 2010 H W 65-54
 LR = Little Rock, Ark.
 Sport = Shreveport, La.
 Anch = Anchorage, Alaska

NO = New Orleans, La.
 Nash = Nashville, Tenn.

LSU at home: LSU leads, 11-10
At Arkansas: Arkansas leads, 14-5
at Neutral Sites: Tied, 5-5

ARK.-MONTICELLO (1-0)
 Dec. 22, 2006 LV W 75-48
 LV = Las Vegas, Nev.

ARKANSAS STATE (2-1)
 Dec. 4, 1986 H W 73-61
 Dec. 19, 1988 A L 52-66
 Dec. 18, 1990 H W 98-74

ARMY (1-1)
 March 21, 1970 MSG L 68-75
 Dec. 21, 1978 MSG W 83-77
 MSG = Madison Square Garden, NY

AUBURN (80-61)
 Feb. 10, 1912 A L 15-38
 1916 A L 23-24
 1917 A W 37-12
 Jan. 18, 1918 H W 43-31
 Jan. 19, 1918 H W 34-27
 Feb. 13, 1920 A L 21-33
 Jan. 1929 A W 45-28
 Jan. 1929 A W 65-28
 Feb. 7, 1930 H W 44-27
 Feb. 8, 1930 H W 49-45
 Feb. 8, 1932 H L 34-48
 Feb. 9, 1932 H L 30-34
 Feb. 27, 1932 Atl L 22-30
 Jan. 25, 1933 A W 26-25
 Jan. 26, 1933 A L 24-25
 Feb. 20, 1933 Atl W 57-33
 Feb. 5, 1934 H W 40-17
 Feb. 6, 1934 H W 38-16
 Feb. 1, 1937 A L 24-37
 Feb. 2, 1937 A W 54-34
 March 3, 1938 H W 60-34
 Jan. 5, 1940 H W 50-39
 Jan. 6, 1940 H L 26-42
 Feb. 11, 1941 A L 49-50
 Feb. 17, 1942 H W 63-49
 Jan. 1943 A W 62-37
 Feb. 25, 1943 Lville W 67-38
 Feb. 15, 1947 H W 74-53
 Jan. 24, 1948 A L 48-51
 Feb. 4, 1950 A L 66-70
 Feb. 13, 1950 H W 76-61
 March 3, 1950 Lville W 73-45
 Feb. 5, 1951 A W 75-74
 Feb. 16, 1952 H W 70-64
 Feb. 14, 1953 A W 65-57
 Feb. 20, 1954 H W 77-59
 Feb. 19, 1955 A L 71-75
 Feb. 1956 H L 71-80
 Feb. 16, 1957 A L 62-99
 March 1958 H L 58-76
 Feb. 14, 1959 A L 67-115
 Feb. 13, 1960 H L 61-63
 Feb. 18, 1961 A L 65-61
 Dec. 15, 1961 Birm L 50-67
 Feb. 17, 1962 H L 50-55
 Feb. 16, 1963 A L 57-82
 Feb. 15, 1964 H W 86-66
 Feb. 13, 1965 A L 60-101
 Jan. 8, 1966 H L 66-74
 Jan. 3, 1967 A L 59-70
 Feb. 8, 1967 H L 63-80
 Jan. 3, 1968 H W 76-72
 Feb. 7, 1968 A L 69-74
 Jan. 11, 1969 A L 71-90
 Feb. 15, 1969 H W 93-81
 Jan. 10, 1970 H L 70-79
 Feb. 16, 1970 A W 70-64
 Jan. 9, 1971 A W 106-92
 Feb. 15, 1971 H W 114-94
 Jan. 15, 1972 H L 73-77
 Feb. 14, 1972 A L 77-85
 Jan. 13, 1973 A W 79-60
 Feb. 12, 1973 H W 76-74
 Jan. 26, 1974 A W 87-76

Feb. 25, 1974	H	L	89-96
Jan. 25, 1975	H	L	78-87
Feb. 24, 1975	A	L	96-110
Jan. 3, 1976	H	L	86-102
March 6, 1976	A	L	80-90
Jan. 29, 1977	H	W	77-73
Feb. 26, 1977	A	W	86-76
Jan. 23, 1978	H	W	90-79
Feb. 20, 1978	A	W (ot)	101-95
Jan. 15, 1979	H	W	94-82
Feb. 12, 1979	A	W	78-68
Jan. 16, 1980	H	W	93-82
Feb. 13, 1980	A	W	50-44
Jan. 21, 1981	A	W	74-64
Feb. 18, 1981	H	W	58-47
Jan. 20, 1982	H	W	69-68
Feb. 17, 1982	A	L	72-82
Jan. 29, 1983	H	L	62-64
Feb. 26, 1983	A	W	87-61
Jan. 27, 1984	A	L	78-80
Feb. 25, 1984	H	W	81-80
Jan. 26, 1985	H	W	80-62
Feb. 27, 1985	A	W	78-73
March 7, 1985	Birm	L	55-58
Feb. 4, 1986	A	W	63-61
Feb. 26, 1986	H	L	86-92
Jan. 28, 1987	H	W	75-73
March 1, 1987	A	L	62-100
Feb. 3, 1988	A	W	78-69
March 5, 1988	H	L	80-89
Jan. 7, 1989	H	W	104-77
Feb. 8, 1989	A	W	104-91
Jan. 6, 1990	A	W	77-70
Feb. 7, 1990	H	W	82-71
March 9, 1990	Orl	L	76-78
Jan. 12, 1991	A	W	96-84
Feb. 13, 1991	H	W	98-61
March 8, 1991	Nash	L	77-92
Jan. 8, 1992	A	W	87-70
Feb. 22, 1992	H	W	99-82
Jan. 9, 1993	H	W	87-81
Feb. 13, 1993	A	W	75-73
Jan. 8, 1994	H	W	83-72
Feb. 12, 1994	A	L	83-111
Jan. 11, 1995	A	W	76-73
Feb. 25, 1995	H	W	89-78
Jan. 21, 1996	A	L	87-95
Feb. 24, 1996	H	W	93-67
Jan. 22, 1997	H	W	75-59
Feb. 8, 1997	A	L	72-76
Jan. 14, 1998	H	W	59-54
Feb. 14, 1998	A	L	44-66
Jan. 9, 1999	H	L	70-73
Feb. 6, 1999	A	L	54-80
Feb. 9, 2000	H	W	83-68
March 1, 2000	A	W	55-53
Jan. 13, 2001	A	L	69-85
Feb. 10, 2001	H	L	65-76
Jan. 19, 2002	H	W	75-58
March 2, 2002	A	W	59-54
Feb. 8, 2003	A	L	54-56
Feb. 26, 2003	H	W	94-63
Feb. 18, 2004	H	L	68-80
March 6, 2004	A	L	66-78
Feb. 9, 2005	H	W	90-69
Feb. 26, 2005	A	W	77-64
Mar. 11, 2005	Atl	W	89-58
Feb. 1, 2006	H	W	84-69
Feb. 18, 2006	A	W	65-61
Jan. 13, 2007	H	W	65-63
Feb. 28, 2007	A	L	68-80
Jan. 16, 2008	H	L	67-74
Jan. 30, 2008	A	W	81-80
Feb. 21, 2009	H	W	79-72
Mar. 7, 2009	A	L	53-69
Jan. 20, 2010	H	L	80-84
Feb. 27, 2010	A	L	59-74

Atl = Atlanta, Ga.
 Lville = Louisville, Ky.
 Birm = Birmingham, Ala.
 Orl = Orlando, Fla.
 Nash = Nashville, Tenn.
LSU at home: LSU leads, 44-22
at Auburn: Auburn leads, 34-32
at Neutral Sites: Auburn leads, 5-4

BALL STATE (0-1)

March 19, 2002	H	L	65-75
----------------	---	---	-------

BAYLOR (3-4)

Feb. 23, 1921	A	L	20-32
Feb. 24, 1921	A	W	34-33
Dec. 14, 1946	H	W	61-34
Dec. 19, 1956	H	W	84-76
Dec. 5, 1964	H	L	72-84
Jan. 7, 1971	H	L	83-90
Dec. 6, 1971	A	L	77-81

LSU at home: Tied, 2-2
at Baylor: Baylor leads, 2-1

BELMONT (1-0)

Dec. 29, 1998	H	W	82-63
---------------	---	---	-------

BIRMINGHAM SOUTHERN (4-0)

Dec. 5, 1951	H	W	77-40
Dec. 5, 1952	H	W	98-38
Dec. 6, 1956	H	W	60-59
Dec. 4, 1958	H	W	79-72

BOGALUSA (1-0)

Dec. 16, 1940	H	W	52-43
---------------	---	---	-------

BOSTON UNIVERSITY (2-0)

Dec. 30, 1973	H	W	102-64
Dec. 28, 1979	H	W	92-72

BIRMGAM YOUNG (1-1)

Dec. 1960	Gville	L	57-67
March 19, 1992	Boise	W	94-83

Gville = Greenville, S.C.
 Boise = Boise, Idaho

BIRMGAM YOUNG-HAWAII (2-0)

Nov. 30, 1985	A	W	89-71
Dec. 31, 1986	A	W	85-70

BUTLER (1-0)

Mar. 19, 2009	G'boro	W	75-71
---------------	--------	---	-------

CALIFORNIA (2-1)

Nov. 29, 1975	H	W	85-68
Dec. 22, 1976	A	W	69-67
March 18, 1993	Chi	L	64-66

Chi = Chicago, Ill.

UCLA (0-8)

Dec. 30, 1950	A	L	66-95
Dec. 27, 1965	A	L	89-95
Dec. 23, 1969	A	L	84-133
Dec. 23, 1981	NO	L	76-83
Dec. 20, 1982	A	L	68-82
Dec. 18, 1993	A	L	80-100
Dec. 17, 1994	H	L	72-92
April 1, 2006	Ind	L	45-59

NO = New Orleans, La.
 Ind = Indianapolis, Ind.

LSU at home: UCLA leads, 1-0
at UCLA: UCLA leads, 5-0
at Neutral Sites: UCLA leads, 2-0

CAL STATE FULLERTON (1-0)

Dec. 2, 2008	H	W	84-63
--------------	---	---	-------

CAL STATE-L.A. (1-0)

Dec. 8, 1989	H	W	82-57
--------------	---	---	-------

CAMPBELL (2-0)

Dec. 16, 1992	H	W	93-71
Nov. 17, 2002	H	W	83-59

CANISIUS (0-2)

Dec. 21, 1946	A	L	50-59
Dec. 13, 1947	A	L	44-59

CENTENARY (8-1)

Dec. 21, 1914	A	W	38-17
Dec. 28, 1956	A	L	75-83
Dec. 19, 1995	H	W	65-63
Nov. 24, 1997	H	W	59-41
Dec. 21, 1999	A	W	80-52
Jan. 17, 2001	H	W	85-44
Jan. 15, 2003	H	W	112-65

Jan. 3, 2004	A	W	66-63
Nov. 28, 2008	H	W	64-58

CENTRAL CONN. STATE (1-0)

Jan. 20, 1993	H	W	86-53
---------------	---	---	-------

CITY COLLEGE-N.Y. (1-0)

Nov. 28, 1975	H	W	109-73
---------------	---	---	--------

CHAMINADE (3-0)

Nov. 26, 1982	A	W	75-62
Dec. 29, 1988	A	W	94-79
Nov. 20, 2007	Maui	W	78-72

CHAPMAN (1-0)

Dec. 7, 1990	H	W	101-68
--------------	---	---	--------

CLEMSON (3-2)

Dec. 28, 1955	Jville	L	95-100
Dec. 29, 1966	Gville	L	82-92
Jan. 24, 1968	H	W	104-81
Dec. 7, 1968	A	W	86-85
Dec. 20, 1969	A	W	111-103

Jville = Jacksonville, Fla.
 Gville = Greenville, S.C.

CLEVELAND STATE (1-0)

Dec. 18, 1982	H	W	115-77
---------------	---	---	--------

COLGATE (2-0)

Dec. 29, 1978	H	W	100-73
Nov. 28, 1980	Anch	W	79-61

Anch = Anchorage, Alaska

COLUMBUS AC (GA) (0-1)

Feb. 1916	A	L	21-42
-----------	---	---	-------

CONNECTICUT (1-3)

March 14, 1991	Minn	L	62-79
Jan. 7, 2006	A	L	66-67
Jan. 6, 2007	H	W	66-49
Nov. 25, 2009	NYC	L	55-81

Minn = Minneapolis, Minn.
 NYC = New York City, Madison Square Garden

COPPIN STATE (0-1)

Dec. 22, 1994	H	L	66-69
---------------	---	---	-------

CORNELL (3-0)

Dec. 28, 1962	Mia	W	55-48
Dec. 23, 1975	H	W	87-71
Dec. 30, 1995	H	W	70-60

Mia = Miami, Fla.

CREIGHTON (0-1)

Dec. 30, 1964	OKC	L	79-93
---------------	-----	---	-------

OKC = Oklahoma City, Okla.

DAYTON (0-2)

March 16, 1984	SLC	L	66-74
Nov. 26, 1995	Haw	L	73-86

SLC = Salt Lake City, Utah
 Haw = Honolulu, Hawaii

DELAWARE (1-0)

Dec. 29, 1979	H	W	92-64
---------------	---	---	-------

DELAWARE STATE (1-0)

Dec. 3, 2002	H	W	65-44
--------------	---	---	-------

DENISON (1-0)

Jan. 1, 1987	Haw	W	99-45
--------------	-----	---	-------

Haw = Honolulu, Hawaii

DENVER (1-0)

Dec. 18, 1964	Evan	W	88-82
---------------	------	---	-------

Evan = Evanston, Ind.

DEPAUL (3-3)

Feb. 5, 1940	A	L	28-53
Dec. 26, 1970	OKC	W	91-72
Dec. 30, 1975	H	L	67-70
Dec. 21, 1977	H	W	68-67
Jan. 20, 1980	A	L	75-78
March 20, 1987	Cinn	W	63-58

OKC = Oklahoma City, Okla.

Cinn = Cincinnati, Ohio
LSU at home: Tied, 1-1
at DePaul: DePaul leads, 2-0
at Neutral Sites: LSU leads, 2-0

DIXON ACADEMY (2-0)

Jan. 30, 1909	A	W	35-20
March 6, 1909	H	W	21-12

DRAKE (1-0)

Jan. 2, 1993	H	W	94-86
--------------	---	---	-------

DUKE (2-5)

March 3, 1930	Atl	L	34-43
Dec. 1960	A	L (ot)	74-80
Dec. 20, 1974	Col	W	105-95
Feb. 10, 1991	A	L	70-88
Feb. 8, 1992	H	L	67-77
Dec. 22, 1992	Maui	L	67-96
Mar. 23, 2006	Atl	W	62-54

Atl = Atlanta, Ga.
 Col = Columbia, S.C.
 Maui = Maui, Hawaii

LSU at home: Duke leads, 1-0
at Duke: Duke leads, 2-0
at Neutral Sites: Tied, 2-2

DUQUESNE (1-0)

Dec. 30, 1968	OKC	W	94-91
---------------	-----	---	-------

OKC = Oklahoma City, Okla.

EVANSVILLE (0-1)

Dec. 19, 1964	A	L	73-93
---------------	---	---	-------

FARLEIGH-DICKINSON (1-0)

Dec. 22, 1975	H	W	93-70
---------------	---	---	-------

FLORIDA (60-38)

Feb. 28, 1947	Lville	W	60-45
Jan. 5, 1948	H	L	36-38
Dec. 11, 1948	A	W	52-50
Dec. 17, 1949	H	W	73-49
March 2, 1950	Lville	W	66-57
Dec. 9, 1950	A	W	77-59
Feb. 23, 1952	H	W	65-57
March 1952	Lville	W	77-69
Feb. 10, 1953	A	W	68-56
Jan. 11, 1954	H	W	91-59
Jan. 10, 1955	A	L	73-78
Jan. 1956	H	W	91-90
Jan. 8, 1957	A	L	50-74
Jan. 1958	H	L	57-81
Jan. 5, 1959	A	L	63-69
Jan. 2, 1960	H	L	63-73
Jan. 1961	A		

Dec. 1, 1979	H	W	112-81
Jan. 26, 1980	A	W	66-58
Feb. 28, 1980	Birm	W	95-82
Jan. 3, 1981	A	W	92-66
Jan. 31, 1981	H	W	92-75
March 5, 1981	Birm	W	85-73
Jan. 2, 1982	H	W	61-60
Jan. 30, 1982	A	W	61-59
Feb. 1, 1983	H	W	78-69
Feb. 28, 1983	A	W (ot)	91-87
Feb. 1, 1984	A	L	60-78
Feb. 27, 1984	H	W	77-73
Jan. 23, 1985	H	W	86-68
Feb. 23, 1985	H	W	61-59
Jan. 22, 1986	A	L	65-74
Feb. 22, 1986	H	W	80-69
March 6, 1986	Lex	W	72-66
Dec. 16, 1986	A	L	75-96
Jan. 21, 1987	H	L	51-75
March 6, 1987	Atl	W	72-66
Jan. 27, 1988	A	L	50-61
March 6, 1988	H	W	86-69
Dec. 10, 1988	A	W	111-101
March 1, 1989	H	L	95-104
Jan. 27, 1990	H	W	70-52
Feb. 27, 1990	A	L	63-76
Jan. 26, 1991	H	W	76-66
Feb. 27, 1991	A	W	79-66
Feb. 5, 1992	A	W	70-50
Jan. 16, 1993	H	W	85-51
Jan. 5, 1994	A	L	73-74
Jan. 3, 1995	H	W	70-66
Jan. 27, 1996	A	L	70-73
Jan. 7, 1997	H	W (ot)	88-82
Jan. 17, 1998	A	W	66-63
Jan. 20, 1999	H	L	58-77
Mar. 4, 1999	Atl	L	75-97
Jan. 12, 2000	A	L	57-82
Feb. 13, 2001	H	L (ot)	74-81
Jan. 16, 2002	A	L	70-102
Jan. 28, 2003	H	L	53-70
March 14, 2003	NO	W	65-61
Feb. 14, 2004	A	W	73-70
Feb. 19, 2005	H	W	77-73
Feb. 11, 2006	A	L	62-71
Mar. 11, 2006	Nv	L	65-81
Feb. 24, 2007	H	W	66-56
Feb. 13, 2008	A	W	85-73
Feb. 24, 2009	H	W	81-75
Jan. 16, 2010	A	L	58-72

Lville = Louisville, Ky.
 Birm = Birmingham, Ala.
 Lex = Lexington, Ky.
 Atl = Atlanta, Ga.
 NO = New Orleans
 NV = Nashville, Tenn.
LSU at home: LSU leads, 34-11
at Florida: Florida leads, 25-18
at Neutral Sites: LSU leads, 8-2

FLORIDA STATE (3-2)

Dec. 1957	H	W	67-51
Dec. 27, 1958	A	L	67-82
Dec. 1, 1959	H	W	89-78
Dec. 16, 1967	Mil	L	100-130
Dec. 30, 2004	NO	W	67-50

Mil = Milwaukee, Wis.
 NO = New Orleans, La.

FORDHAM (1-0)

Dec. 28, 1953	NO	W	65-49
---------------	----	---	-------

NO = New Orleans, La.

FRESNO STATE (1-2)

Dec. 28, 1996	H	W#	79-75
Nov. 26, 1997	A	L	65-90
Nov. 28, 1999	Hon	W	95-85

- Game vacated by NCAA
 Hon = Honolulu, Hawaii

FURMAN (0-1)

Dec. 1960	A	L (3ot)	55-56
-----------	---	---------	-------

GEORGE MASON (1-0)

Dec. 3, 1994	H	W	127-104
--------------	---	---	---------

GEORGETOWN (4-2)

March 15, 1970	NYC	W	83-82
Jan. 6, 1972	H	W	90-71
Nov. 30, 1980	Anch	W	76-67
Feb. 2, 1986	A	L	72-74
March 18, 1988	Hford	L	63-66
Jan. 28, 1989	NO	W	82-80

GEORGIA (60-40)

Feb. 11, 1920	A	L	15-32
Dec. 23, 1935	H	W	46-34
March 2, 1939	Knox	W	50-28
Jan. 1943	A	W	54-39
March 2, 1946	Lville	W	60-41
Feb. 6, 1951	A	L	65-68
Jan. 18, 1952	H	W	98-60
Jan. 19, 1953	A	W	55-50
Jan. 8, 1954	H	W	97-62
Jan. 9, 1954	H	W	100-53
Jan. 8, 1955	A	L (ot)	70-76
Dec. 29, 1955	Jville	W	91-86
Jan. 7, 1956	H	W	96-77
Jan. 6, 1957	A	L	70-78
Jan. 1958	H	L	56-59
Dec. 29, 1958	Jville	W	63-60
Jan. 3, 1959	A	W	79-66
Dec. 29, 1959	Jville	L	67-79
Jan. 4, 1960	H	W	81-77
Jan. 1961	A	L	66-80
Jan. 8, 1962	H	W	76-57
Jan. 7, 1963	A	L (ot)	67-76
Jan. 4, 1964	H	W	81-63
Jan. 2, 1965	H	W	70-69
Jan. 1, 1966	A	L	52-82
Jan. 9, 1967	H	W	87-85
Feb. 13, 1967	A	L	65-78
Jan. 8, 1968	A	W	79-76
Feb. 12, 1968	H	L	73-78
Dec. 21, 1968	H	W	98-89
March 8, 1969	A	W (2ot)	90-80
Feb. 18, 1970	H	W	88-86
March 7, 1970	A	W	99-88
Dec. 21, 1970	H	W	97-76
March 6, 1971	A	W	69-66
Dec. 20, 1971	A	L	95-115
Jan. 22, 1972	H	W	69-68
Dec. 16, 1972	H	L	62-66
Jan. 20, 1973	A	W	56-55
Jan. 21, 1974	H	W	90-83
Feb. 23, 1974	A	W	84-79
Jan. 20, 1975	A	W	90-89
Feb. 22, 1975	H	W (ot)	96-90
Jan. 24, 1976	H	L	79-83
Feb. 21, 1976	A	L	70-75
Jan. 17, 1977	H	W	97-77
Feb. 14, 1977	A	W	75-69
Jan. 7, 1978	H	W	96-78
Feb. 4, 1978	A	W	89-68
Jan. 3, 1979	H	W	97-75
Jan. 27, 1979	A	L	88-93
Jan. 12, 1980	A	L (2ot)	72-73
Feb. 9, 1980	H	W	96-77
Jan. 17, 1981	H	W	78-65
Feb. 14, 1981	A	W	64-62
March 6, 1981	Birm	L	60-68
Jan. 16, 1982	A	W	54-53
Feb. 13, 1982	H	L	51-57
Jan. 8, 1983	H	W	60-56
Feb. 5, 1983	A	W	70-59
Jan. 5, 1984	A	W	81-77
Feb. 4, 1984	H	W (ot)	69-68
Jan. 2, 1985	A	W	79-74
Feb. 2, 1985	H	L	58-59
Feb. 1, 1986	A	L	76-92
Jan. 10, 1987	H	L (ot)	63-64
Feb. 11, 1987	A	L	57-63
March 7, 1987	Atl	W (2ot)	89-88
Jan. 16, 1988	A	L	50-59
Feb. 17, 1988	H	W	63-62
Jan. 25, 1989	A	W	80-79
Feb. 20, 1989	H	W	97-83
Jan. 24, 1990	H	L (ot)	92-94
Feb. 25, 1990	A	L	85-86
Jan. 7, 1991	H	W	83-76
Feb. 8, 1991	A	W	89-86
Feb. 11, 1992	H	L	62-64

NYC = New York City, N.Y.
 Anch = Anchorage, Alaska
 Hford = Hartford, Conn.
 NO = New Orleans
 Jville = Jacksonville, Fla.
 Birm = Birmingham, Ala.
 Atl = Atlanta, Ga.
 Mem = Memphis, Tenn.
 Nash = Nashville, Tenn.
LSU at home: LSU leads, 32-13
at Georgia: Georgia leads, 23-21
at Neutral Sites: LSU leads, 7-4

GEORGIA STATE (1-0)

Dec. 28, 1994	H	W	105-70
---------------	---	---	--------

GEORGIA TECH (20-14)

Feb. 10, 1927	H	W	29-27
Feb. 26, 1932	A	W	36-33
Feb. 4, 1938	H	W	47-35
Feb. 9, 1939	A	L	35-37
Feb. 2, 1940	H	L	33-34
Feb. 10, 1941	A	W	43-41
Feb. 6, 1942	H	W	54-41
Jan. 1943	A	L	44-45
Jan. 10, 1948	H	L	40-52
Jan. 26, 1948	A	W	54-46
Jan. 8, 1949	H	W	65-59
Feb. 7, 1949	A	W	72-63
March 4, 1949	Lville	W	55-53
Jan. 6, 1950	H	W	63-52
Feb. 6, 1950	A	L	58-85
Jan. 5, 1951	H	W	68-49
Feb. 4, 1952	A	W	73-51
Feb. 21, 1953	H	W	76-52
Feb. 13, 1954	A	W	89-54
Feb. 12, 1955	H	L (ot)	72-79
Feb. 13, 1956	A	L	74-97
Feb. 11, 1957	H	L	60-87
Feb. 1958	A	L	61-88
Feb. 9, 1959	H	L	63-64
Feb. 8, 1960	A	L	56-76
Feb. 1961	H	W	63-50
Feb. 10, 1962	A	W	52-51
Feb. 9, 1963	H	W	56-54
Feb. 7, 1964	A	L	49-51
March 20, 1986	A	W	70-64
Dec. 14, 1986	H	W	52-44
March 15, 1987	Chi	W	85-79
Dec. 16, 1987	A	L	70-87
March 17, 1990	Knox	L	91-94

Lville = Louisville, Ky.
 Chi = Chicago, Ill.
 Knox = Knoxville, Tenn.
LSU at home: LSU leads, 10-5
at Georgia Tech: Tied, 8-8
at Neutral Sites: LSU leads, 2-1

GRAMBLING STATE (2-0)

Nov. 20, 2000	H	W	112-37
Dec. 13, 2008	H	W	87-41

HARDIN-SIMMONS (4-0)

Dec. 30, 1947	FtW	W	62-46
Dec. 14, 1985	H	W	87-71
Dec. 19, 1986	H	W	77-71

Feb. 27, 1993	A	L	78-81
Feb. 19, 1994	H	L	84-100
March 10, 1994	Mem	L	70-83
Feb. 18, 1995	A	L	89-98
Feb. 7, 1996	H	L	82-85
Feb. 22, 1997	A	L	59-82
March 6, 1997	Mem	L	54-75
Jan. 24, 1998	H	L	52-61
Feb. 20, 1999	A	L	57-59
Jan. 19, 2000	H	W	61-57
Jan. 21, 2001	A	L	63-68
March 8, 2001	Nash	W	63-62
Feb. 23, 2002	H	L	54-55
March 8, 2002	Atl	W	78-76
Jan. 5, 2003	H	L	63-89
Jan. 28, 2004	H	W	63-59
Feb. 2, 2005	A	W	95-79
Jan. 25, 2006	H	W	81-52
Jan. 28, 2007	A	L	54-57
March 2, 2008	H	W	71-64
Feb. 4, 2009	A	W	80-62
March 6, 2010	H	W	50-48

Knox = Knoxville, Tenn.
 Lville = Louisville, Ky.
 Jville = Jacksonville, Fla.
 Birm = Birmingham, Ala.
 Atl = Atlanta, Ga.
 Mem = Memphis, Tenn.
 Nash = Nashville, Tenn.
LSU at home: LSU leads, 32-13
at Georgia: Georgia leads, 23-21
at Neutral Sites: LSU leads, 7-4

HOUSTON (5-9)

Dec. 22, 1962	A	W	74-73
Dec. 15, 1965	A	L	87-110
Dec. 27, 1971	A	L	66-100
Dec. 29, 1981	NO	L	69-73
Dec. 6, 1983	H	L	91-100
Dec. 8, 1984	A	L	73-81
Dec. 30, 1997	H	W	72-50
Nov. 30, 1998	A	L	55-67
Nov. 28, 2000	A	W	61-59
Dec. 20, 2001	H	W	73-69
Jan. 8, 2003	H	W	80-51
Dec. 30, 2003	A	L	52-60
Dec. 21, 2004	A	L	72-81
Nov. 29, 2005	H	L	83-84

NO = New Orleans
LSU at home: LSU leads, 3-2
at Houston: Houston leads, 5-2
at Neutral Sites: Houston leads, 1-0

HOUSTON BAPTIST (1-0)

Dec. 19, 1983	H	W	60-59
---------------	---	---	-------

HOWARD (1-0)

Dec. 27, 1999	H	W	81-55
---------------	---	---	-------

ILLINOIS (0-2)

Dec. 22, 1988	H	L	100-127
Dec. 22, 1990	A	L	96-102

ILLINOIS-CHICAGO (1-0)

Dec. 30, 1986	Hon	W	117-84
---------------	-----	---	--------

Hon = Honolulu, Hawaii

INDIANA (0-5)

March 17, 1953	KC	L	67-80
March 13, 1954	IC	L	62-73
March 28, 1981	Phil	L	49-67
March 22, 1987	Cin	L	76-77
March 21, 1992	Boi	L	79-89

KC = Kansas City, Mo.
 IC = Iowa City, Iowa
 Phil = Philadelphia, Pa.
 Cin = Cincinnati, Ohio
 Boi = Boise, Idaho

INDIANA STATE (1-0)

Nov. 16, 2009	H	W	56-45
---------------	---	---	-------

IONA (2-0)

Dec. 22, 1973	H	W	105-78
Mar. 16, 2006	lv	W	80-64

lv = Jacksonville, Fla.

IOWA (2-1)

Dec. 28, 1963	Port	W	92-81
Nov. 26, 1996	Maui	W*	70-60
March 13, 2002	A	W	63-61

*Game forfeited by NCAA
 Port = Portland, Ore.
 Maui = Maui, Hawaii

Dec. 30, 1989	H	W	100-66
---------------	---	---	--------

FtW = Fort Worth, Texas

HAWAII (0-1)

Nov. 28, 1982	A	L	66-68
---------------	---	---	-------

HAWAII-HILO (2-0)

Dec. 3, 1985	A	W	70-61
Nov. 24, 2001	A	W	64-62

HAWAII-LOA (1-0)

Dec. 2, 1985	A	W</
--------------	---	-----

JACKSONVILLE (0-1)

Dec. 30, 1959	A	L	63-72
---------------	---	---	-------

JACKSON STATE (3-1)

Dec. 22, 1995	H	L	76-87
Dec. 14, 1997	H	W	57-49
Dec. 12, 1998	H	W	72-53
Nov. 15, 2008	H	W	79-65

JEFFERSON COLLEGE (5-0)

Dec. 1915	H	W	55-18
Dec. 13, 1917	H	W	42-18
Feb. 1, 1919	H	W	66-18
Dec. 30, 1919	H	W	46-15
Dec. 31, 1919	H	W	57-24

KANSAS (1-3)

Dec. 12, 1953	H	W	68-63
Dec. 6, 1954	A	L	58-83
Nov. 17, 1989	H	L	83-89
Nov. 25, 1996	Maui	L	53-82

Maui = Maui, Hawaii

KENTUCKY (24-79)

Feb. 22, 1933	Atl	L	38-51
Feb. 26, 1937	Knox	L	37-57
March 3, 1939	Knox	L	34-53
March 3, 1944	Lville	L	28-55
Feb. 1945	Lville	L	37-63
March 2, 1946	N	L	36-59
March 1948	N	L	47-63
Jan. 31, 1951	H	L	59-81
Jan. 5, 1952	A	L	47-57
March 1952	N	L	43-44
March 9, 1954	Nash	L	56-63
Dec. 4, 1954	A	L	58-74
Jan. 17, 1955	H	L	62-64
Jan. 14, 1956	A	L	65-107
Jan. 12, 1957	H	L	46-51
Jan. 1958	A	L	52-97
Jan. 10, 1959	H	L	61-76
Jan. 9, 1960	A	L	45-77
Jan. 1961	H	W	73-59
Jan. 12, 1962	A	L	63-84
Jan. 11, 1963	H	L	56-63
Jan. 10, 1964	A	L	84-103
Jan. 9, 1965	H	L	66-79
Jan. 24, 1966	A	L	85-111
Jan. 28, 1967	A	L	72-102
Feb. 4, 1967	H	L	84-105
Jan. 27, 1968	H	L	95-121
Feb. 3, 1968	A	L	96-109
Jan. 25, 1969	H	L	96-108
Feb. 22, 1969	A	L	89-103
Jan. 24, 1970	A	L	96-109
Feb. 21, 1970	H	L	105-121
Jan. 23, 1971	H	L	79-82
Feb. 20, 1971	A	L	73-110
Jan. 29, 1972	A	L	71-89
Feb. 26, 1972	H	W	88-71
Jan. 27, 1973	H	L	71-86
Feb. 24, 1973	A	L	76-94
Jan. 5, 1974	H	W	95-84
Feb. 4, 1974	A	L	70-73
Jan. 4, 1975	A	L	80-115
Feb. 3, 1975	H	L	76-77
Feb. 2, 1976	A	L	71-85
Feb. 1, 1976	H	L	70-85
Jan. 22, 1977	A	L	72-87
Feb. 19, 1977	H	L	76-90
Jan. 14, 1978	A	L	76-96
Feb. 11, 1978	H	W (ot)	95-94
Jan. 6, 1979	A	W	93-89
Feb. 3, 1979	H	W	70-61
March 2, 1979	Birm	L	67-80
Jan. 28, 1980	A	W	65-60
Feb. 24, 1980	H	L (ot)	74-76
March 1, 1980	Birm	W	80-78
Jan. 19, 1981	H	W	81-67
March 1, 1981	A	L	71-73
Jan. 25, 1982	A	L	65-76
Feb. 27, 1982	H	W	94-78
Jan. 5, 1983	A	L	50-52
March 5, 1983	H	W	74-60
Jan. 7, 1984	H	L	80-96

March 5, 1984	A	L	68-90
Jan. 31, 1985	A	L	43-53
March 2, 1985	H	W	67-61
Jan. 29, 1986	H	L	52-54
March 1, 1986	A	L	57-68
March 7, 1986	A	L	58-61
March 22, 1986	Atl	W	59-57
Jan. 18, 1987	A	W	76-41
Feb. 21, 1987	H	W	65-52
Jan. 23, 1988	H	L	61-76
Feb. 24, 1988	A	L	65-92
March 12, 1988	H	L	80-86
Jan. 14, 1989	A	W	64-62
Feb. 15, 1989	H	W	99-80
Jan. 13, 1990	H	W	94-81
Feb. 15, 1990	A	L	95-100
Jan. 5, 1991	A	L	80-93
Feb. 5, 1991	H	W	107-88
Feb. 2, 1992	H	W	74-53
March 14, 1992	Birm	L	74-80
Jan. 26, 1993	A	L	67-105
March 14, 1993	A	L	65-82
Feb. 15, 1994	H	L	95-99
March 4, 1995	A	L	80-127
Jan. 16, 1996	H	L	97-129
Feb. 12, 1997	A	L	48-84
Feb. 4, 1998	H	L	61-63
Jan. 30, 1999	A	L	62-86
Feb. 13, 2000	H	W	70-57
Feb. 21, 2001	A	L	61-84
Feb. 9, 2002	H	L	56-68
Feb. 15, 2003	A	L	57-68
Feb. 29, 2004	H	L	64-70
Jan. 22, 2005	A	L	58-89
Mar. 12, 2005	Atl	L (ot)	78-79
Feb. 25, 2006	H	W	71-67
Feb. 20, 2007	A	L	63-70
Feb. 16, 2008	H	L	63-67
Feb. 28, 2009	A	W	73-70
Mar. 13, 2009	Tam	W	67-58
Feb. 6, 2010	H	L	55-81

Atl = Atlanta, Ga.

Knox = Knoxville, Tenn.

Lville = Louisville, Ky.

Nash = Nashville, Tenn.

Birm = Birmingham, Ala.

Tam = Tampa, Fla.

LSU at home: Kentucky leads, 28-16

at Kentucky: Kentucky leads, 38-5

at Neutral Sites: Kentucky leads, 13-3

LAFAYETTE (PA.) (2-0)

Dec. 19, 1957	Char	W	80-72
Dec. 30, 1996	H	W	64-43

Char = Charlotte, N.C.

LAMAR (3-1)

March 14, 1981	Aus	W	100-78
Dec. 16, 1985	A	W	74-57
Dec. 4, 1989	H	W	116-76
Dec. 1, 1997	H	L	64-70

Aus = Austin, Texas

LEBANON VALLEY (1-0)

March 13, 1953	Ral	W	89-76
----------------	-----	---	-------

Ral = Raleigh, N.C.

LONG ISLAND (1-0)

Dec. 15, 1947	A	L	47-67
---------------	---	---	-------

LOUISIANA COLLEGE (28-6)

Dec. 19, 1913	A	W	17-15
Jan. 17, 1914	H	W	27-24
Feb. 1915	H	W	30-4
Jan. 1916	H	W	14-11
Jan. 1916	H	W	20-19
Jan. 1920	A	W	35-20
Jan. 30, 1920	H	W	63-19
Jan. 31, 1920	H	W	39-15
Jan. 13, 1922	H	W	52-26
Jan. 14, 1922	H	W	50-22
Dec. 1922	H	W	23-22
Dec. 1922	H	W	33-22
Jan. 14, 1925	A	W	23-17
Jan. 15, 1925	A	L	20-27
Jan. 28, 1925	H	W	39-36

Jan. 29, 1925	H	W	32-31
Jan. 11, 1926	H	W	39-28
Jan. 12, 1926	H	W	44-22
Jan. 21, 1927	A	L	19-35
Jan. 22, 1927	A	W	23-20
Feb. 10, 1928	H	W	47-17
Feb. 11, 1928	H	W	47-22
Jan. 14, 1929	A	W	32-31
Jan. 15, 1929	A	L	43-44
Jan. 3, 1930	A	L	41-53
Jan. 4, 1930	A	L	15-55
Dec. 7, 1953	H	W	128-74
Dec. 1, 1954	H	W	80-63
Dec. 1, 1955	H	L	79-84
Dec. 3, 1956	H	W	89-81
Dec. 1957	H	W	66-62
Dec. 11, 1958	H	W	59-53
Dec. 4, 1959	H	W	73-68
Dec. 23, 1995	H	W	104-65

LSU at home: LSU leads, 23-1

at La. College: Tied, 5-5

LOUISIANA-LAFAYETTE (36-10)

Jan. 9, 1914	H	W	44-7
Jan. 14, 1915	H	W	29-6
Jan. 15, 1915	H	W	39-16
Dec. 1915	H	W	44-14
Dec. 1915	H	W	69-13
Dec. 1916	A	W	33-20
Dec. 1916	A	L	13-21
Dec. 1916	H	W	50-13
Jan. 11, 1918	A	W	36-7
Jan. 1921	H	W	47-11
Feb. 11, 1921	H	W	61-8
Jan. 10, 1922	H	W	41-8
Jan. 11, 1922	H	W	29-17
Jan. 1923	H	W	25-22
Jan. 19, 1924	H	L	12-15
Jan. 21, 1924	H	L	14-26
Jan. 9, 1925	H	W	30-19
Jan. 10, 1925	H	W	22-17
Jan. 8, 1926	A	W	25-13
Jan. 9, 1926	A	W	31-29
Feb. 21, 1927	H	W	34-22
Feb. 22, 1927	H	W	29-12
Jan. 6, 1928	H	W	40-17
Jan. 7, 1928	H	W	36-17
Jan. 7, 1929	H	W	23-17
Jan. 8, 1929	H	W	29-22
Feb. 11, 1929	A	L	34-36
Feb. 12, 1929	A	L	23-25
Jan. 30, 1931	H	L	26-40
Jan. 31, 1931	H	L	29-34
Jan. 8, 1932	H	W	44-23
Jan. 9, 1932	H	W	50-35
Dec. 18, 1934	H	W	54-30
Dec. 18, 1935	H	W	43-28
Dec. 16, 1936	H	W	44-19
Dec. 13, 1937	H	W	31-26
Dec. 10, 1940	H	L	30-39
Feb. 19, 1944	H	L	40-62
Feb. 21, 1944	H	L	37-60
Jan. 6, 1945	H	W	44-42
Jan. 24, 1945	A	W	59-44
Dec. 4, 2001	H	W	83-65
Nov. 21, 2004	H	W	83-69
Dec. 17, 2005	H	W	81-62
Dec. 31, 2008	H	W	81-79
Dec. 1, 2009	H	W	66-58

LSU at home: LSU leads, 31-7

at Lafayette: LSU leads, 5-3

LOUISIANA-MONROE (5-0)

Nov. 22, 1991	H	W	77-76
Nov. 20, 2000	H	W	92-49
Nov. 29, 2003	H	W	96-65
Nov. 19, 2006	H	W	88-57
Nov. 13, 2009	H	W	82-62

LOUISIANA TECH (10-1)

Jan. 30, 1928	H	W	40-23
Jan. 31, 1928	H	W	37-28
Jan. 24, 1930	A	W	37-31
Jan. 25, 1930	A	W	42-27
Jan. 20, 1937	H	W	54-24
Jan. 21, 1937	H	W	35-34

Jan. 17, 1945	A	W	43-38
Feb. 7, 1945	H	W	83-56
Feb. 11, 1946	H	W	58-43

Jan. 8, 1972 H W 103-85

LSU at home: LSU leads, 21-7
at Loyola-ND: LSU leads, 16-8

MAINE (1-0)

Dec. 15, 1979 H W 103-81

MARIST (2-0)

Nov. 25, 1988 H W 94-58
Dec. 29, 1995 H W 80-65

MARQUETTE (0-1)

March 19, 1970 NYC L 79-101
NYC = New York City, N.Y.

MARYLAND (2-2)

Feb. 23, 1931 Atl L 34-37
Dec. 21, 1963 Bburg L 65-75
Dec. 12, 1987 H W 55-54
Jan. 2, 1989 A W 79-77

Atl = Atlanta, Ga.
Bburg = Blacksburg, Va.

MARYLAND BALTIMORE CO. (1-0)

Dec. 30, 1995 H W 88-67

MCNEESE STATE (19-0)

Dec. 6, 1986 A W 77-62
Dec. 8, 1988 H W 91-89
Dec. 2, 1989 H W 85-49
Jan. 20, 1992 H W 115-67
Dec. 1, 1992 H W 83-72
Dec. 16, 1993 H W 93-72
Nov. 29, 1994 H W 86-71
Dec. 1, 1995 H W 83-73
Nov. 21, 1998 H W 56-39
Dec. 13, 2000 H W 87-68
Dec. 15, 2001 H W 80-57
Dec. 7, 2002 H W 93-72
Nov. 24, 2003 H W 87-77
Dec. 13, 2004 H W 82-79
Dec. 10, 2005 H W 90-70
Nov. 29, 2006 H W 91-57
Nov. 14, 2007 H W 78-74
Dec. 22, 2008 H W 62-59
Jan. 4, 2010 H W 83-60

LSU at home: LSU leads, 18-0
At McNeese St.: LSU leads, 1-0

MEMPHIS (2-2)

Jan. 12, 1972 A L 65-82
Dec. 5, 1972 H W 69-57
March 15, 1986 H W 83-81
Dec. 23, 1992 Maui L 66-70

Maui = Maui, Hawaii

MERCER (3-0)

Feb. 12, 1920 A W 33-22
Dec. 5, 1992 H W 92-48
Nov. 24, 2001 Hilo W 64-62

Hilo = Hilo, Hawaii

MIAMI (FLA.) (1-3)

Dec. 11, 1950 A L 62-68
Dec. 1952 H W 86-58
Dec. 1957 H L 65-73
Dec. 27, 2001 NO L 61-68

NO = New Orleans, La.

MICHIGAN (0-2)

Dec. 5, 1995 H L 68-69
Dec. 15, 1996 A L 59-70

MICHIGAN STATE (0-1)

March 16, 1979 Indy L 71-87
Indy = Indianapolis, Ind.

MIDDLE TENNESSEE ST. (1-0)

Nov. 27, 1991 H W 96-65

MILLSAPS (5-0)

Feb. 1917 H W 95-6
Feb. 1917 A W 57-11
Feb. 6, 1918 A W 66-10
Feb. 1923 H W 32-10
Feb. 1923 H W 34-23

OLE MISS (116-82)

Feb. 4, 1910 H W 39-14
Feb. 5, 1910 H W 25-4
Jan. 15, 1912 H W 23-11
Feb. 16, 1912 H W 37-15
Feb. 21, 1916 H W 55-29
Feb. 18, 1921 H L 22-23
Feb. 19, 1921 H W 26-26
Jan. 15, 1926 H W 27-24
Jan. 16, 1926 H L 19-43
Jan. 14, 1927 H L 16-36
Jan. 15, 1927 H W 22-21
Jan. 13, 1928 H W 20-17
Jan. 14, 1928 H W 36-25
Jan. 15, 1928 H L 23-33
Jan. 26, 1928 H W 34-33
Feb. 25, 1928 Atl L 28-53
Jan. 11, 1929 H L 21-42
Jan. 12, 1929 H L 17-34
Jan. 18, 1929 A L 24-28
Jan. 19, 1929 A L 25-30
Jan. 10, 1930 A L 27-31
Jan. 11, 1930 A W 31-21
Jan. 17, 1930 H L 24-47
Jan. 18, 1930 H L 29-32
Jan. 15, 1931 A W 26-24
Jan. 16, 1931 A L 29-30
Jan. 15, 1932 A W 37-34
Jan. 16, 1932 A L 22-24
Jan. 29, 1932 H W 55-53
Jan. 30, 1932 H L 33-35
Jan. 13, 1933 A L 37-40
Jan. 14, 1933 A L 32-34
Feb. 13, 1933 H W 53-33
Feb. 14, 1933 H W 50-33
Feb. 12, 1934 H W 52-33
Feb. 13, 1934 H W 49-39
Feb. 4, 1935 H W 47-32
Feb. 5, 1935 H W 47-33
Jan. 31, 1936 H W 54-37
Feb. 1, 1936 H L 46-51
Feb. 14, 1936 A L 47-59
Feb. 15, 1936 A L 51-69
Jan. 13, 1937 A L 47-50
Jan. 14, 1937 A L 27-40
Jan. 14, 1938 H L 48-59
Jan. 15, 1938 H L 44-47
March 4, 1938 H L 41-68
Jan. 9, 1939 A W 42-41
Jan. 10, 1939 A W 42-34
Feb. 13, 1939 H W 50-48
Feb. 14, 1939 H W 59-18
Jan. 12, 1940 H W 51-47
Feb. 10, 1940 H L 33-45
Jan. 10, 1941 A W 56-32
Feb. 5, 1941 H W 67-39
Jan. 6, 1942 A W 56-35
Jan. 17, 1942 H L 42-51
Jan. 8, 1943 H W 54-34
Jan. 16, 1943 A W 51-39
Jan. 12, 1946 A W 53-23
Feb. 4, 1946 H W 60-35
March 1, 1946 Lville W 69-34
Jan. 10, 1947 A W 54-43
Feb. 3, 1947 H W 63-43
Feb. 27, 1947 Lville W 61-36
Feb. 2, 1948 A L 37-49
Feb. 23, 1948 H W 52-50
Jan. 31, 1949 A W 58-48
Feb. 12, 1949 H W 49-38
Dec. 19, 1949 H W 74-61
Jan. 28, 1950 A L 65-75
Dec. 16, 1950 A L 67-72
Feb. 17, 1951 H L 48-69
March 2, 1951 Lville W 62-57
Dec. 13, 1951 A W 81-69
Jan. 30, 1952 A L 65-68
Feb. 18, 1952 H W 78-67
March 1, 1952 Lville W 75-60
Jan. 12, 1953 A W 67-66
Feb. 23, 1953 H W 63-48
Feb. 1, 1954 H W 53-52
March 1, 1954 A W 76-53
Jan. 31, 1955 A L 69-89
Feb. 28, 1955 H W 68-65
Feb. 6, 1956 H W 100-76

Feb. 27, 1956 A L 70-81
Feb. 2, 1957 A L 73-79
Feb. 23, 1957 H L 76-83
Feb. 3, 1958 H L 63-76
Feb. 24, 1958 A L 78-85
Dec. 30, 1958 Jville W 69-55
Feb. 2, 1959 A L 69-80
Feb. 23, 1959 H W 99-93
Feb. 1, 1960 H L 61-76
Feb. 22, 1960 A L 70-90
Feb. 1961 A W 75-69
Feb. 27, 1961 H L 46-68
Feb. 5, 1962 H W 70-59
Feb. 26, 1962 A L 68-74
Feb. 4, 1963 A L 48-60
Feb. 25, 1963 H W 80-61
Feb. 1, 1964 H W 77-67
Feb. 22, 1964 A W 86-80
Feb. 1, 1965 A W 58-56
Feb. 22, 1965 A W 60-56
Jan. 3, 1966 A L 80-81
Feb. 12, 1966 H W 92-68
Dec. 19, 1966 A L 67-74
Feb. 25, 1967 H L 77-89
Dec. 19, 1968 H W 81-68
Feb. 24, 1968 A L 85-87
Feb. 1, 1969 H L (ot) 81-84
March 1, 1969 A L 76-78
Jan. 31, 1970 H W 109-86
Feb. 28, 1970 A W 103-90
Jan. 30, 1971 H L 90-113
Feb. 27, 1971 A L 54-62
Feb. 5, 1972 H W 67-66
March 4, 1972 A L 78-101
Feb. 3, 1973 A L 59-84
March 3, 1973 H W 70-69
Feb. 2, 1974 A L 63-77
March 4, 1974 A L 74-82
Feb. 1, 1975 H W 94-86
March 8, 1975 A W 91-86
Jan. 10, 1976 H W 100-75
Feb. 7, 1976 A W 67-57
Jan. 3, 1977 H W 75-68
March 5, 1977 A L 69-90
Jan. 28, 1978 A W 74-61
Feb. 25, 1978 H W 94-75
Jan. 20, 1979 A W (ot) 70-69
Feb. 17, 1979 H W 67-62
Jan. 23, 1980 H W 72-66
Feb. 21, 1980 A W 77-74
Jan. 28, 1981 A W 63-59
Jan. 25, 1981 H W 74-67
Jan. 27, 1982 H W 53-46
Feb. 24, 1982 A L 61-74
March 4, 1982 Lex L 52-59
Jan. 15, 1983 A W 71-68
Feb. 12, 1983 H W 72-63
Jan. 14, 1984 H W 93-70
Feb. 12, 1984 A W 65-61
Dec. 5, 1984 H W 89-64
Jan. 17, 1985 A L 65-68
Jan. 13, 1986 H W 86-68
Feb. 15, 1986 A L 57-58
Jan. 5, 1987 A L 63-73
Feb. 4, 1987 H W (ot) 82-75
Jan. 9, 1988 A W (ot) 69-61
Feb. 10, 1988 H W 78-57
Feb. 1, 1989 H W 107-57
March 4, 1989 A L (ot) 112-113
Jan. 31, 1990 A W 79-77
March 3, 1990 H W 103-94
Jan. 19, 1991 H W 87-71
Feb. 20, 1991 A W 89-78
Jan. 25, 1992 A W 83-73
Feb. 25, 1992 H W 100-69
Jan. 23, 1993 A L 62-71
March 6, 1993 H W 71-56
March 12, 1993 Lex W 89-70
Jan. 29, 1994 H W 90-66
March 5, 1994 A L 78-93
Jan. 21, 1995 H W (ot) 87-81
Feb. 15, 1995 A L 90-102
Feb. 3, 1996 H W 71-66
Feb. 28, 1996 A L 48-75
Feb. 5, 1997 H L 73-79
Feb. 26, 1997 A L 68-74

Jan. 21, 1998 A L 58-80
Feb. 18, 1998 H L 57-83
Feb. 3, 1999 H L 66-82
Feb. 27, 1999 A L 57-79
Feb. 16, 2000 A W 97-53
March 4, 2000 H W 64-60
Feb. 7, 2001 A L 97-53
Feb. 28, 2001 H W (ot) 78-77
Jan. 23, 2002 A L 55-70
Feb. 27, 2002 H W 59-56
Jan. 18, 2003 H L 57-67
March 5, 2003 A W 77-64
Jan. 21, 2004 A L 49-53
March 3, 2004 H W 58-45
Jan. 26, 2005 H W 70-60
March 2, 2005 A W 58-53
Jan. 28, 2006 A W 79-73
March 4, 2006 H W 55-52
Jan. 17, 2007 H W 62-55
Feb. 14, 2007 A L 70-71
March 8, 2007 Atl L 60-80
Jan. 12, 2008 A L 71-74
Feb. 23, 2008 H W 69-49
Jan. 17, 2009 H W 83-51
Feb. 14, 2009 A W 73-66
Jan. 23, 2009 H L 63-73
March 4, 2010 A L 59-72

Atl = Atlanta, Ga.
Lville = Louisville, Ky.
Jville = Jacksonville, Fla.
Lex = Lexington, Ky.

LSU at home: LSU leads, 74-28
at Ole Miss: Ole Miss leads, 51-36
at Neutral Sites: LSU leads, 6-3

MISSISSIPPI COLLEGE (8-1)

Jan. 21, 1914 H W 34-13
Jan. 22, 1914 H W 29-19
Feb. 6, 1918 A W 41-24
Feb. 15, 1922 H W 29-20
Feb. 16, 1922 H W 26-18
Jan. 1923 H W 27-17
Jan. 1923 H W 19-14
Jan. 9, 1930 A L 24-27
Jan. 13, 1931 A W 46-34

MISSISSIPPI STATE (103-94)

Jan. 6, 1909 H W 18-12
Jan. 8, 1909 H W 14-10
Jan. 7, 1911 A W 33-17
Jan. 8, 1911 A W 42-12
Jan. 6, 1912 A L 16-22
Jan. 7, 1912 A L 11-21
Jan. 12, 1915 H W 24-12
Jan. 13, 1915 H L 14-15
Feb. 1916 A W 31-21
Feb. 1916 A L 17-23
Jan. 1917 H W 36-28
Jan. 1917 H W 38-17
Jan. 24, 1920 H W 27-12
Jan. 1923 H L 25-36
Jan. 1923 H L 20-35
Feb. 13, 1924 A L 29-34
Feb. 14, 1924 A L 34-54
Feb. 3, 1925 H W 24-17
Jan. 27, 1928 A L 26-46
Jan. 28, 1928 A L 23-29
Feb. 4, 1929 H L 16-26
Feb. 5, 1929 H W 39-29
Feb. 1, 1930 Mer W 32-24
Jan. 18, 1932 H L 28-29
Jan. 19, 1932 H W 40-15
Jan. 25, 1932 A W 30-26
Jan. 26, 1932 A W 33-29
Jan. 11, 1933 A W 32-28
Jan. 12, 1933 A W 49-26
Jan. 17, 1933 H W 45-40
Jan. 18, 1933 H W 37-33
Jan. 9, 1934 A L 46-47
Jan. 10, 1934 A L 48-23
Feb. 8, 1934 H W 54-39
Jan. 9, 1934 H W 61-30
Feb. 13, 1935 H W 67-32
Feb. 14, 1935 H W 46-39
Jan. 13, 1936 A L 38-49
Feb. 10, 1936 H W 43-37

Feb. 11, 1936	H	W	45-40
Jan. 16, 1937	A	L	36-53
Feb. 15, 1937	H	W	42-41
Feb. 16, 1937	H	L	38-39
Jan. 31, 1938	H	W	38-33
Feb. 1, 1938	H	W	31-22
Feb. 14, 1938	A	W	66-44
Feb. 15, 1938	A	L	46-63
Jan. 30, 1939	A	W	48-32
Jan. 31, 1939	A	L	29-31
Feb. 3, 1939	H	W	47-45
Feb. 4, 1939	H	W	54-33
Jan. 13, 1940	A	L	37-49
Jan. 29, 1940	H	W	55-42
Jan. 11, 1941	A	L	26-35
Feb. 8, 1941	H	W	39-37
Jan. 10, 1942	A	L	41-43
Jan. 24, 1942	H	W	51-40
Jan. 8, 1943	H	L	40-48
Jan. 20, 1943	A	W	61-40
Jan. 15, 1945	A	L	39-47
Jan. 29, 1945	H	W	62-27
Jan. 11, 1946	A	W	54-30
Feb. 8, 1946	H	W	73-31
Jan. 11, 1947	A	W	61-57
Feb. 14, 1947	H	W	64-49
Jan. 31, 1948	A	L	49-53
Feb. 13, 1948	H	W	65-40
Jan. 10, 1949	H	W	64-40
Jan. 29, 1949	A	L	42-48
Jan. 30, 1950	A	L	41-48
Feb. 17, 1950	H	W	68-58
Dec. 15, 1951	A	L	69-94
Jan. 6, 1951	H	W	76-61
Dec. 12, 1952	A	L	54-59
Jan. 14, 1952	H	W	103-78
Feb. 28, 1952	Lville	W	77-44
Jan. 10, 1953	A	W	75-55
Feb. 27, 1953	H	W	82-47
Jan. 30, 1954	H	W	65-54
Feb. 27, 1954	A	W	61-57
Jan. 29, 1955	A	W	67-63
Feb. 26, 1955	H	L	80-84
Feb. 4, 1956	H	L	78-87
Feb. 25, 1956	A	W	79-71
Feb. 1, 1957	A	L	72-81
Feb. 22, 1957	H	L	76-94
Jan. 1958	H	L	54-71
March 1958	A	L	72-95
Jan. 31, 1959	A	L	71-78
Feb. 21, 1959	H	L	67-75
Jan. 30, 1960	H	L	60-71
Feb. 20, 1960	A	W	69-64
Jan. 1961	A	L	61-77
Feb. 25, 1961	H	L	54-56
Dec. 30, 1962	NO	L	51-73
Feb. 3, 1962	H	L	66-87
Feb. 24, 1962	A	L	48-58
Feb. 2, 1963	A	L	66-73
Feb. 23, 1963	H	L	64-99
Jan. 31, 1964	H	W	87-71
Feb. 21, 1964	A	W	63-60
Jan. 30, 1965	A	L	74-76
Feb. 20, 1965	H	W	94-76
Jan. 10, 1966	H	L	71-74
Feb. 5, 1966	A	L	61-66
Dec. 17, 1966	A	L	84-98
Feb. 20, 1967	H	L	64-66
Dec. 22, 1967	H	W	111-87
Feb. 19, 1968	A	W	94-83
Feb. 3, 1969	H	W	95-71
March 3, 1969	A	W	99-89
Feb. 2, 1970	H	W	109-91
March 2, 1970	A	W	97-87
Feb. 1, 1971	H	W	90-71
March 1, 1971	A	L	70-78
Feb. 7, 1972	H	W	62-60
March 2, 1972	A	L	71-89
Feb. 5, 1973	A	W	84-78
March 1, 1973	H	W	94-82
Jan. 14, 1974	A	L	75-89
Feb. 16, 1974	H	L (ot)	84-87
Jan. 16, 1975	H	L	84-93
Feb. 15, 1975	A	L	71-79
Jan. 19, 1976	A	L	83-90
Feb. 16, 1976	H	W	80-69

Jan. 12, 1977	A	L	77-80
Feb. 7, 1977	H	W	71-66
Jan. 2, 1978	A	L (ot)	82-84
March 4, 1978	H	L	67-68
Feb. 8, 1979	A	W	52-48
Feb. 24, 1979	H	L	57-65
Jan. 5, 1980	H	W	80-58
Feb. 2, 1980	A	W	75-63
Jan. 10, 1981	A	W	81-69
Feb. 7, 1981	H	W	94-89
Jan. 9, 1982	H	W	78-56
Feb. 6, 1982	A	W	57-43
Jan. 24, 1983	A	L	65-80
Feb. 21, 1983	H	W	86-73
Jan. 23, 1984	H	W	80-64
Feb. 20, 1984	A	W	85-70
Jan. 5, 1985	A	L	69-83
Feb. 6, 1985	H	W	80-65
Jan. 4, 1986	H	W	90-74
Feb. 5, 1986	A	W	68-62
Jan. 25, 1987	A	W	52-50
Feb. 25, 1987	H	W	55-46
March 5, 1987	Atl	W	68-54
Jan. 30, 1988	H	L	47-49
March 2, 1988	A	L	60-62
Jan. 4, 1989	H	L	84-87
Feb. 4, 1989	A	L	79-96
Jan. 4, 1990	A	L (ot)	80-87
Feb. 5, 1990	H	W	86-68
Jan. 29, 1991	H	L	79-82
March 2, 1991	A	L	73-76
Jan. 18, 1992	A	W	83-70
March 7, 1992	H	W	89-80
Jan. 13, 1993	A	W (ot)	84-76
Feb. 10, 1993	H	W	92-66
Jan. 26, 1994	H	L	52-66
Feb. 26, 1994	A	L	66-86
Jan. 10, 1995	A	L	60-73
Feb. 8, 1995	H	L	61-67
Jan. 3, 1996	H	L	64-77
Feb. 21, 1996	A	W	77-88
Jan. 4, 1997	A	L	66-69
Jan. 29, 1997	H	L	60-68
Feb. 11, 1998	A	L	48-85
Feb. 28, 1998	H	L	62-63
Jan. 16, 1999	A	L	55-53
Feb. 24, 1999	H	W	74-63
Feb. 2, 2000	A	L	66-68
Feb. 26, 2000	H	W	71-66
Jan. 24, 2001	A	W	82-73
Feb. 24, 2001	H	L	48-55
Jan. 26, 2002	A	L	61-84
Feb. 13, 2002	H	W (ot)	68-65
March 9, 2002	Atl	L	51-57
Jan. 11, 2003	H	W	85-72
Jan. 25, 2003	A	L	64-67
March 15, 2003	NO	L	61-76
Jan. 17, 2004	H	L	54-64
Feb. 25, 2004	A	L	58-84
Jan. 29, 2005	H	W	69-62
Feb. 16, 2005	A	W	80-72
Jan. 18, 2006	A	W	71-57
Feb. 15, 2006	H	W	72-59
Feb. 3, 2007	A	L	78-85
Feb. 17, 2007	H	L	50-56
Jan. 9, 2008	H	L	61-39
Mar. 8, 2008	A	L	75-84
Jan. 21, 2009	H	W	81-57
Feb. 11, 2009	A	W (Zot)	97-94
Mar. 14, 2009	Tam	L	57-67
Jan. 30, 2010	H	L	95-71
Feb. 20, 2010	A	L	59-60

Mer = Meridian, Miss.
Lville = Louisville, Ky.
NO = New Orleans, La.
Atl = Atlanta, Ga.
Tam = Tampa, Fla.

LSU at home: LSU leads, 64-34
at Miss. State: Miss. State leads, 56-36
at Neutral Sites: Miss. State leads, 4-3

MISS. VALLEY STATE (1-0)			
Dec. 28, 2006	H	W	92-58

MISSOURI (1-0)			
March 14, 1980	Hou	W	68-63

Hou = Houston, Texas

MONTANA STATE (4-0)			
Dec. 28, 1970	OKC	W	89-77
Dec. 27, 1976	H	W	101-80
Dec. 18, 1978	H	W	99-89
Nov. 22, 1985	H	W	84-59
OKC = Oklahoma City, Okla.			

MOREHEAD STATE (1-0)			
Dec. 28, 1988	Hon	W	101-88
Hon = Honolulu, Hawaii			

NAVY (0-1)			
March 15, 1985	Day	L	55-78
Day = Dayton, Ohio			

NEBRASKA (1-0)			
Dec. 30, 1988	Hon	W	90-87
Hon = Honolulu, Hawaii			

NEVADA-LAS VEGAS (3-3)			
Dec. 13, 1980	H	W	87-73
Nov. 28, 1981	A	L	79-83
Dec. 29, 1987	A	L	59-78
Feb. 25, 1989	H	W	88-87
Jan. 28, 1990	H	W	107-105
Nov. 30, 1991	A	L	55-76

NEVADA-RENO (1-1)			
Dec. 3, 1973	A	L	86-97
Dec. 6, 1975	H	W	94-74

NEW ORLEANS (10-4)			
Nov. 28, 1977	H	L	69-73
Nov. 27, 1978	A	W	64-42
Dec. 3, 1979	H	W	104-78
Dec. 18, 1980	A	W	96-66
March 16, 1983	H	L (ot)	94-99
Nov. 26, 1983	A	W	61-59
Dec. 21, 1984	H	W	78-64
Dec. 20, 1986	H	L	71-82
Dec. 16, 2000	H	W	84-57
Dec. 18, 2001	A	L	59-60
Dec. 30, 2002	H	W	69-57
Jan. 12, 2004	A	W	68-60
Nov. 24, 2004	H	W	95-79
Dec. 13, 2005	H	W	94-53

LSU at home: LSU leads, 6-3
at UNO: UNO leads, 4-1

NEW ORLEANS AC (0-1)			
Jan. 10, 1931	H	L	35-41

NICHOLLS STATE (16-0)			
Dec. 4, 1987	H	W	86-62
Dec. 29, 1990	H	W	118-76
Dec. 30, 1991	H	W	123-61
Dec. 15, 1992	H	W	75-64
Dec. 4, 1993	H	W (ot)	95-90
Jan. 23, 1996	H	W	86-69
Nov. 29, 1997	H	W	72-52
Dec. 23, 1999	H	W	91-74
Dec. 22, 2000	H	W	92-49
Dec. 30, 2001	H	W	71-35
Nov. 22, 2002	H	W	68-24
Nov. 21, 2005	H	W	122-58
Nov. 17, 2006	H	W	96-42
Nov. 28, 2007	H	W	68-41
Dec. 17, 2008	H	W	68-56
Dec. 17, 2009	H	W	63-60

NORFOLK SATE (1-0)			
Nov. 25, 2000	H	W	90-62

NIAGARA (1-0)			
Dec. 8, 1976	H	W	82-68

NORTH CAROLINA (2-10)			
Feb. 28, 1925	Atl	L	21-35
Feb. 1928	Atl	W	44-38
Jan. 3, 1955	H	W	84-77
Jan. 3, 1956	A	L	69-95
Dec. 1960	A	L	61-77
Dec. 14, 1963	H	L	71-76
Dec. 4, 1982	NJ	L	43-47

Jan. 29, 1984	A	L	79-90
Feb. 10, 1985	H	L	70-75
Jan. 22, 1994	NO	L	65-88
Dec. 18, 1996	Cbro	L	48-67
Mar. 21, 2009	Cbro	L	70-84

Atl = Atlanta, Ga.
NJ = E. Rutherford, N.J.
Cbro = Greensboro, N.C.

LSU at home: UNC leads, 3-1
at UNC: UNC leads, 4-0
at Neutral Sites: UNC leads, 3-1

NORTH CAROLINA A&T (1-1)			
Nov. 30, 1996	H	W#	74-62
Nov. 25, 1998	H	W	72-59
# Game forfeited by NCAA			

UNC-WILMINGTON (4-0)			
Dec. 29, 1980	H	W	100-68
Jan. 17, 1983	H	W	70-55
Nov. 28, 1983	A	W	94-59
Dec. 22, 1984	H	W	88-65

NORTHERN ARIZONA (2-0)			
Feb. 9, 1987	H	W	70-58
Dec. 28, 1991	H	W	159-86

NORTHERN IOWA (0-2)			
Dec. 28, 1987	LV	L	80-90
Dec. 19, 2005	H	L	50-54
LV = Las Vegas			

NORTHWESTERN (1-2)			
Dec. 21, 1953	H	W	79-51
Dec. 20, 1953	A	L	66-83
Dec. 30, 1965	LA	L	86-92
LA = Los Angeles, Calif.			

NORTHWESTERN STATE (15-6)			
Jan. 1916	H	W	24-23
Dec. 12, 1917	A	W	38-25
Jan. 8, 1921	H	W	29-25
Jan. 20, 1922	H	W	32-15
Jan. 21, 1922	H	W	40-3
Jan. 7, 1924	H	L	18-26
Jan. 8, 1924	H	L	19-33
Jan. 16, 1925	A	L	25-29
Jan. 17, 1925	A	W	35-24
Feb. 12, 1926	H	L	27-35
Feb. 13, 1926	H	L	21-23
Feb. 23, 1945	Sport	W	44-40
Feb. 24, 1945	A	W	70-34
Dec. 29, 1956	Sport	L	75-103
Dec. 20, 1989	H	W	73-63
Dec. 29, 1992	H	W	93-79
Dec. 2, 2001	H	W	91-54
Dec. 11, 2004	H	W	83-74
Dec. 5, 2007	H	W	82-58
Nov. 23, 2008	H	W	91-60
Dec. 12, 2009	H	W	73-68

Sport = Shreveport, La.

LSU at home: LSU leads, 11-4
at Northwestern State: LSU leads, 3-1
at Neutral Sites: Tied, 1-1

NOTRE DAME (1-0)			
Dec. 20, 1990	NO	W	87-64
NO = New Orleans			

OHIO STATE (1-1)			
Jan. 15, 2005	H	W (Zot)	113-101
Dec. 31, 2005	A	L	76-78

OKLAHOMA (2-2)			
March 17, 1970	NYC	W	97-94
Jan. 12, 1987	A	L	85-94
Jan. 11, 1988	NO	W	84-77
March 17, 2004	A	L	61-70

NYC = New York City, N.Y.
NO = New Orleans, La.

OKLAHOMA CITY (2-0)			
Dec. 28, 1968	A	W	

OKLAHOMA STATE (2-2)

Dec. 11, 1993	NO	W	71-68
Dec. 20, 1994	Tul	L	67-111
Dec. 30, 1999	No	W	63-53
Nov. 19, 2007	Maui	L	77-83

NO = New Orleans, La.
Tul = Tulsa, Okla.

OAKLAND (MICH) (1-0)

Nov. 26, 1999	Hon	W	87-80
---------------	-----	---	-------

Hon = Honolulu, Hawaii

ORAL ROBERTS (4-2)

Dec. 3, 1977	A	W	68-60
Dec. 1, 1978	H	W	91-75
Dec. 1, 1984	A	W	74-71
Dec. 30, 1985	H	W	82-64
Nov. 30, 1988	H	L	96-100
Dec. 21, 1996	H	W#	59-58

Game forfeited by NCAA

OREGON STATE (5-1)

Dec. 26, 1963	A	L	57-87
Dec. 4, 1969	H	W	94-72
Dec. 22, 1969	A	W	76-68
Dec. 28, 2000	NO	W	78-68
Dec. 17, 2006	A	W	60-53
Dec. 22, 2007	H	W	67-61

NO = New Orleans, La.

PACIFIC (1-1)

Dec. 8, 1973	H	W	91-77
Dec. 20, 1976	A	L	76-89

PENN STATE (0-1)

March 12, 1954	IC	L	70-78
----------------	----	---	-------

IC = Iowa City, Iowa

PITTSBURGH (2-2)

April 13, 1935	AC	W	41-37
Jan. 2, 1936	NO	L	47-52
Dec. 27, 1962	Mia	L	73-96
Jan. 31, 1969	H	W	120-79

AC = Atlantic City, NJ
NO = New Orleans, La.
Mia = Miami, Fla.

PRAIRIE VIEW (3-0)

Dec. 23, 1996	H	W	96-56
Dec. 16, 1998	H	W	84-62
Dec. 17, 2002	H	W	75-49

PURDUE (1-1)

March 13, 1986	H	W(2ot)	94-87
March 24, 2003	Bham	L	80-56

Bham = Birmingham

RADFORD (0-1)

Dec. 30, 1994	H	L	72-73
---------------	---	---	-------

RICE (17-24)

Feb. 1916	H	W	29-21
Feb. 1916	H	W	25-17
Feb. 26, 1921	A	W	35-23
Feb. 19, 1935	A	L	47-56
Jan. 23, 1936	H	L	38-42
Jan. 24, 1936	H	L	30-38
Jan. 8, 1937	A	W	32-29
Jan. 9, 1937	A	W	38-37
Jan. 7, 1938	H	L	38-45
Jan. 8, 1938	H	W	58-38
Dec. 14, 1938	A	L	32-34
Dec. 15, 1938	A	W	30-27
Dec. 18, 1939	H	L	39-56
Dec. 19, 1939	H	L	51-61
Dec. 1940	A	L	48-60
Dec. 1940	A	L	33-54
Dec. 12, 1941	H	L	42-54
Dec. 13, 1941	H	L	37-50
Dec. 1942	A	L	26-56
Dec. 1942	A	W	62-60
Jan. 4, 1947	H	W	60-35
Dec. 8, 1947	A	L	55-58
Jan. 9, 1948	H	W	43-40
Dec. 4, 1948	LC	L	39-51
Dec. 10, 1949	LC	W	49-44

Dec. 3, 1951	A	W	68-60
Dec. 11, 1954	H	L	72-79
Dec. 12, 1955	A	L	60-85
Dec. 10, 1956	H	L	72-87
Dec. 1957	A	L	56-81
Dec. 13, 1958	H	L	56-64
Dec. 12, 1959	A	L	57-71
Dec. 1960	A	L	50-67
Dec. 9, 1961	A	L	67-79
Dec. 8, 1962	H	W	90-82
Dec. 7, 1963	A	L	72-87
Dec. 29, 1964	OKC	W	79-63
Dec. 16, 1965	A	W	85-80
Dec. 30, 1966	Cville	L	69-88
Dec. 22, 1977	H	W	97-68
Dec. 19, 2009	H	W	65-61

LC = Lake Charles, La.
OKC = Oklahoma City, Okla.
Cville = Greenville, S.C.

LSU at home: Rice leads, 10-8
at Rice: Rice leads, 12-7
at Neutral Sites: Tied, 2-2

ROBERT MORRIS (1-0)

Dec. 23, 1997	H	W	63-58
---------------	---	---	-------

ST. FRANCIS (BROOKLYN) (1-0)

Dec. 19, 1946	A	W	62-57
---------------	---	---	-------

ST. FRANCIS (PA) (3-0)

Nov. 24, 1978	H	W	112-81
Dec. 30, 1980	H	W	91-65
Dec. 30, 1982	H	W	67-66

ST. JOHNS (N.Y.) (1-2)

Dec. 6, 1949	A	L	49-80
Dec. 29, 1965	LA	L	62-102
Dec. 29, 1969	Hono	W	80-70

LA = Los Angeles, Calif.
Hono = Honolulu, Hawaii

ST. JOSEPH'S (PA) (0-1)

Dec. 3, 1949	A	L	59-61
--------------	---	---	-------

SAINT LOUIS (1-3)

Dec. 30, 1952	NO	W	70-67
Jan. 5, 1955	H	L	79-110
Dec. 15, 1956	A	L	52-86
Nov. 24, 1995	Hono	L	70-79

NO = New Orleans, La.
Hono = Honolulu, Hawaii

ST. MARY'S (TEXAS) (1-0)

Dec. 3, 1957	H	W	68-61
--------------	---	---	-------

ST. PAUL'S (COVINGTON) (1-0)

Feb. 19, 1914	A	L	15-35
---------------	---	---	-------

ST. PETERS (2-0)

Dec. 27, 1974	H	W	113-101
Dec. 9, 1981	H	W	71-55

ST. STANISLAUS (1-2)

Jan. 10, 1920	A	W	47-21
Jan. 27, 1926	A	L	19-38
Jan. 28, 1926	A	L	21-27

SAMFORD (3-1)

Dec. 20, 1973	H	W	73-60
Dec. 6, 1976	H	W	100-89
Dec. 3, 1996	H	L	50-53
Dec. 29, 2006	H	W	60-45

SAM HOUSTON STATE (1-0)

Dec. 18, 1999	H	W	85-67
---------------	---	---	-------

SANTA CLARA (1-0)

Dec. 26, 1950	A	W	59-52
---------------	---	---	-------

SEATTLE (0-1)

Dec. 30, 1963	Port	L	84-92
---------------	------	---	-------

Port = Portland, Ore.

SEWANEE (6-0)

Jan. 8, 1927	H	W	26-23
Jan. 20, 1933	A	W	50-30

Jan. 21, 1933	A	W	57-45
Jan. 5, 1934	H	W	80-20
Jan. 6, 1934	H	W	60-9
March 2, 1939	Knox	W	55-35

Knox = Knoxville, Tenn.

SOUTH ALABAMA (1-0)

Nov. 24, 2002	H	W	71-62
---------------	---	---	-------

SOUTH CAROLINA (11-13)

Dec. 21, 1974	A	L	64-77
Feb. 19, 1992	A	W	74-56
Jan. 30, 1993	H	W	85-62
Feb. 2, 1994	A	W	77-71
March 1, 1995	H	L	62-69
Feb. 10, 1996	A	L	68-106
March 7, 1996	NO	L	76-85
Nov. 27, 1996	Maui	L	68-74
Feb. 1, 1997	H	L	65-80
Jan. 10, 1998	A	L	53-70
Feb. 17, 1999	H	W	60-56
Feb. 23, 2000	A	W	64-59
Jan. 31, 2001	H	L	56-68
Feb. 20, 2002	A	L	53-66
Feb. 5, 2003	H	W	71-58
Jan. 24, 2004	A	L	55-61
March 12, 2004	Atl	L	64-85
Jan. 12, 2005	H	W	79-64
Feb. 28, 2006	A	W	64-61
March 3, 2007	H	W	61-52
Feb. 27, 2008	A	W	62-55
Mar. 13, 2008	Atl	L	73-77
Jan. 14, 2009	H	W	85-68
Jan. 13, 2010	A	L	58-67

NO = New Orleans, La.
Maui = Maui, Hawaii
Atl = Atlanta, Ga.

LSU at home: LSU leads, 6-3
at South Carolina: South Carolina leads, 6-5
at Neutral Sites: USC leads, 4-0

SOUTHEASTERN LA. (10-1)

Dec. 1, 1966	H	L	88-89
Dec. 20, 1985	H	W	82-61
Nov. 26, 1990	H	W	117-68
Dec. 17, 1991	H	W	101-64
Dec. 3, 1992	H	W	92-65
Dec. 21, 1993	H	W	96-62
Nov. 25, 1994	H	W	106-80
Nov. 22, 1999	H	W	75-36
Nov. 12, 2007	H	W	72-62
Jan. 3, 2009	H	W	90-61
Dec. 14, 2010	H	W	77-60

SOUTEAST MISSOURI ST. (1-0)

March 16, 2000	SLC	W	64-61
----------------	-----	---	-------

SLC = Salt Lake City, Utah

SOUTHERN-BATON ROUGE (8-0)

Dec. 21, 1985	H	W	91-83
Dec. 5, 1987	H	W	98-77
Nov. 29, 1995	H	W	109-100
Dec. 28, 1997	H	W	77-66
Nov. 19, 2001	H	W	97-69
Nov. 21, 2003	H	W	70-59
Nov. 18, 2005	H	W	84-56
Nov. 30, 2008	H	W	88-45

SOUTHERN-NEW ORLEANS (1-0)

Nov. 20, 1997	H	W	99-51
---------------	---	---	-------

SOUTHERN CALIFORNIA (1-6)

Dec. 16, 1937	H	L	38-54
Dec. 17, 1937	H	L	26-50
Dec. 28, 1950	A	L	76-78
Dec. 18, 1969	H	L	98-101
Jan. 2, 1971	A	L	76-80
Dec. 29, 1974	A	L	87-100
Dec. 4, 1976	H	W	87-76

SOUTHERN METHODIST (2-2)

Dec. 13, 1962	A	L	68-83
Dec. 5, 1963	H	W	66-62
Dec. 12, 1964	A	L	75-98
Dec. 10, 1965	H	W	91-88

SOUTHERN MISSISSIPPI (5-1)

Feb. 6, 1931	H	W	46-35
Feb. 7, 1931	H	W	47-31
Feb. 19, 1973	H	W	107-79
Nov. 15, 1989	H	W	91-80
Dec. 20, 2003	H	W	65-50
Dec. 18, 2004	A	L (ot)	84-88

SOUTHWEST COLLEGE (TENN.) (4-0)

March 7, 1940	N	W	61-41
Dec. 8, 1952	H	W	124-33
Dec. 5, 1955	H	W	72-59
Dec. 13, 1956	A	W	91-77

SOUTHWEST TEXAS STATE (1-0)

Dec. 22, 1987	H	W	93-74
---------------	---	---	-------

SPRING HILL (17-2)

Feb. 1916	A	W	34-24
Feb. 3, 1920	H	W	64-16
Feb. 14, 1920	A	W	38-9
Feb. 1, 1921	H	W	31-17
Feb. 2, 1921	H	W	29-24
Feb. 1, 1922	H	W	27-26
Feb. 2, 1922	H	W	16-15
Jan. 1923	H	L	21-23
Jan. 1923	H	W	36-20
Feb. 1923	A	L	24-26
Feb. 1923	A	W	20-18
Feb. 1, 1924	H	W	40-23
Feb. 2, 1924	H	W	22-13
Feb. 15, 1924	A	W	29-25
Feb. 16, 1924	A	W	32-16
Feb. 10, 1930	H	W	53-17
Feb. 11, 1930	H	W	52-14
Dec. 4, 1947	H	W	72-43
Dec. 13, 1948	A	W	49-48

LSU at home: LSU leads, 11-1
at Spring Hill: LSU leads, 6-1

STANFORD (2-2)

Dec. 23, 1965	A	L	69-91
Nov. 30, 1974	A	L	80-92
Dec. 27, 1975	H	W	89-85
Dec. 21, 1992	Maui	W	72-63

Maui = Maui, Hawaii

SYRACUSE (0-1)

Feb. 16, 1985	A	L	64-76
---------------	---	---	-------

TAMPA (2-0)

Dec. 3, 1966

March 4, 1967	A	L	60-87
Feb. 5, 1968	H	L	67-87
March 2, 1968	A	L	71-74
Jan. 27, 1969	H	L	68-81
Feb. 24, 1969	A	L	63-87
Jan. 26, 1970	H	W	71-59
Feb. 23, 1970	A	L	87-88
Jan. 25, 1971	H	W	80-70
Feb. 22, 1971	A	L	67-88
Jan. 31, 1972	A	W	63-62
Feb. 28, 1972	H	L	66-78
Jan. 29, 1973	H	L	71-73
Feb. 26, 1973	A	W	78-74
Jan. 28, 1974	H	L	52-57
March 2, 1974	A	L	80-100
Jan. 27, 1975	A	L	79-99
March 1, 1975	H	W	94-87
Jan. 26, 1976	H	L	92-105
Feb. 23, 1976	A	L	71-80
Jan. 15, 1977	H	L	102-108
Feb. 12, 1977	A	L	64-91
Jan. 9, 1978	H	W	121-87
Feb. 6, 1978	A	W	101-86
Jan. 24, 1979	H	W	77-75
Jan. 29, 1979	A	W	84-78
Jan. 19, 1980	A	W	75-74
Feb. 16, 1980	H	W	73-66
Jan. 24, 1981	H	W	80-63
Feb. 21, 1981	H	W	66-65
Jan. 23, 1982	A	L	67-77
Feb. 20, 1982	H	L	53-54
Jan. 10, 1983	H	L	58-59
Feb. 7, 1983	A	L	63-66
March 11, 1983	Birm	L	71-74
Jan. 10, 1984	A	L	69-70
Feb. 6, 1984	H	W (ot)	61-59
Jan. 12, 1985	H	W	75-65
Feb. 14, 1985	A	W	87-82
Jan. 11, 1986	A	L	77-88
Feb. 12, 1986	H	W	75-50
Jan. 8, 1987	A	W	79-78
Feb. 7, 1987	H	W	60-58
Jan. 13, 1988	A	W	52-51
Feb. 13, 1988	H	W	92-73
Jan. 11, 1989	A	L	96-100
Feb. 11, 1989	H	W	122-106
March 10, 1989	A	L	77-95
Jan. 8, 1990	H	W	111-94
Feb. 10, 1990	A	W	119-113
Feb. 22, 1991	A	L	89-92
Feb. 23, 1991	H	W	119-87
Jan. 29, 1992	H	W	97-82
March 13, 1992	Birm	W	99-89
Feb. 20, 1993	A	W	81-74
Feb. 5, 1994	H	W	84-83
Feb. 4, 1995	A	W	56-52
Feb. 14, 1996	H	L	65-73
Jan. 19, 1997	A	L	52-66
Jan. 31, 1998	H	L	65-72
March 5, 1998	Atl	L	62-73
Jan. 6, 1999	A	L	58-93
Jan. 8, 2000	H	L	59-64
March 2, 2001	A	L	71-78
Jan. 30, 2002	H	L	58-61
March 1, 2003	A	W	88-67
Feb. 4, 2004	H	W	84-67
Feb. 5, 2005	A	L	55-77
Jan. 14, 2006	H	W	88-74
Feb. 6, 2007	A	L	63-70
March 8, 2007	Atl	W (ot)	76-67
Dec. 9, 2008	H	L	45-47
Jan. 28, 2009	A	W	79-69
Feb. 4, 2010	H	L	54-59
March 11, 2010	Nash	L	49-59

Atl = Atlanta, Ga.
Lville = Louisville, Ky.
Char = Charlotte, N.C.
Birm = Birmingham, Ala.
Nash = Nashville, Tenn.

LSU at home: LSU leads, 25-22
at Tennessee: Tennessee leads, 29-15
at Neutral Sites: Tennessee leads, 7-3

TENNESSEE-MARTIN (3-0)

Dec. 20, 1988	H	W	128-89
Dec. 16, 1995	H	W	93-74
Dec. 14, 1999	H	W	73-45

TENNESSEE STATE (1-0)

Dec. 30, 1992	H	W	90-68
---------------	---	---	-------

TEXAS (19-11)

Feb. 13, 1911	H	W	39-10
Feb. 9, 1947	Hou	L	31-50
Feb. 3, 1948	H	L	45-60
Dec. 22, 1950	SA	L	55-68
Dec. 17, 1951	H	W	59-55
Dec. 15, 1958	H	W	52-47
Dec. 14, 1959	A	L	67-84
Dec. 1960	A	W	62-59
Dec. 11, 1961	A	W	77-75
Dec. 10, 1962	H	W	75-66
Dec. 9, 1963	A	L	65-70
Dec. 7, 1964	H	W	83-75
Dec. 6, 1965	A	W	76-66
Dec. 6, 1966	H	L	78-114
Dec. 4, 1967	A	W	87-74
Dec. 28, 1974	H	L	63-78
Dec. 5, 1977	A	L	66-82
Dec. 3, 1984	H	W	87-79
Dec. 17, 1985	A	W	72-65
Dec. 2, 1990	Hou	W	124-113
Nov. 30, 1990	H	W	101-87
Jan. 3, 1992	NO	W	84-83
Feb. 7, 1993	SA	W	84-81
Nov. 26, 1993	H	W	86-66
Jan. 7, 1995	A	L	71-80
Dec. 17, 1997	A	L	63-69
Dec. 19, 1998	H	W(ot)	63-61
March 18, 2000	SLC	W	72-67
March 25, 2006	Atl	W(ot)	70-60
Dec. 10, 2006	Hou	L(ot)	75-76

Hou = Houston, Texas
SA = San Antonio, Texas
NO = New Orleans, La.
SLC = Salt Lake City, Utah
Atl = Atlanta, Ga.

LSU at home: LSU leads, 9-2
at Texas: Texas leads, 6-5
at Neutral Sites: LSU leads, 5-2

TEXAS A&M (14-11)

Jan. 1917	H	W	24-15
Jan. 1917	H	W	30-14
Jan. 25, 1921	H	W	30-28
Jan. 26, 1921	H	W	31-30
Feb. 21, 1921	A	W	24-16
Feb. 22, 1921	A	L	19-49
Dec. 14, 1941	H	L	41-56
Dec. 12, 1945	H	W	51-50
Dec. 29, 1947	FW	L	44-45
Dec. 17, 1948	H	W	58-55
Dec. 15, 1953	H	W	77-56
Dec. 13, 1954	H	W	73-61
Jan. 20, 1955	A	L	47-58
Dec. 10, 1955	A	L	59-73
Dec. 21, 1962	A	L	61-67
Dec. 28, 1971	Hou	L	68-73
Feb. 22, 1981	H	W	67-57
Dec. 7, 1981	A	L	63-68
Dec. 8, 1982	NO	W	88-70
Dec. 3, 1983	Hou	W	75-65
Nov. 30, 2002	Hou	L	77-79
Mar. 18, 2006	Jv	W	58-57
Dec. 5, 2006	H	W	64-52
Jan. 5, 2008	A	L	53-79
Jan. 20, 2008	Hou	L	61-72

FW = Fort Worth, Texas
Hou = Houston, Texas
NO = New Orleans, La.
Jv = Jacksonville, Fla.

LSU at home: LSU leads, 10-1
at Texas A&M: Texas A&M leads, 6-1
at Neutral Sites: A&M leads, 4-3

TEXAS A&M-CORPUS CHRISTI (1-0)

Dec. 14, 2002	H	W	95-60
---------------	---	---	-------

TEXAS CHRISTIAN (3-1)

Dec. 31, 1947	FW	W	52-46
Dec. 1960	A	W	68-62
Dec. 2, 1961	H	W	83-58
Nov. 21, 1986	H	L	74-83

FW = Fort Worth, Texas

TEXAS-EL PASO (2-1)

Dec. 21, 1981	H	W	71-59
Dec. 22, 1982	A	W	51-49
March 17, 1989	Tuc	L	74-85

Tuc = Tucson, Ariz.

TEXAS PAN AMERICAN (3-0)

Nov. 30, 1982	H	W	76-67
Dec. 21, 1983	H	W	81-70
Nov. 16, 1998	H	W	75-56

TEXAS SOUTHERN (1-0)

Dec. 8, 2000	H	W	89-57
--------------	---	---	-------

TEXAS TECH (1-3)

Dec. 16, 1957	H	L	72-79
Dec. 19, 1958	A	L	60-73
Dec. 18, 1959	H	L	65-72
Dec. 1960	A	W (ot)	73-69

TOWSON UNIVERSITY (1-0)

Nov. 28, 2001	H	W	83-46
---------------	---	---	-------

TROY (4-1)

Dec. 6, 1994	H	W	113-78
Nov. 22, 1996	H	W#	90-59
Dec. 22, 1998	H	W	74-56
Nov. 26, 2004	H	W	78-69
Nov. 30, 2009	H	W	84-63

#Game vacated by NCAA

TULANE (124-84)

Jan. 26, 1911	H	W	47-7
Jan. 27, 1911	H	W	26-15
Feb. 17, 1911	A	W	27-25
Feb. 18, 1911	A	L	13-15
Feb. 14, 1913	A	L	13-15
Feb. 15, 1913	A	L	20-26
Feb. 28, 1913	H	L	15-16
March 1, 1913	H	W	13-12
Feb. 13, 1914	H	L	14-26
Feb. 14, 1914	H	L	7-10
Feb. 27, 1914	A	L	12-25
Feb. 28, 1914	A	L	6-13
Feb. 19, 1915	H	W	28-17
Feb. 20, 1915	H	W	39-19
Feb. 4, 1916	H	L	21-24
Feb. 5, 1916	H	L	18-22
Feb. 18, 1916	A	L	14-26
Feb. 19, 1916	A	W	19-16
Feb. 9, 1917	A	W	37-20
Feb. 10, 1917	A	W	27-18
Feb. 23, 1917	H	W	46-27
Feb. 24, 1917	H	W	26-20
Feb. 6, 1920	A	W	35-19
Feb. 7, 1920	A	W	29-10
Feb. 27, 1920	H	W	37-12
Feb. 28, 1920	H	W	37-12
Feb. 4, 1921	H	W	42-27
Feb. 5, 1921	H	W	52-24
Feb. 19, 1921	A	L	29-31
Feb. 1921	A	W	27-20
Jan. 27, 1922	A	W	18-15
Jan. 28, 1922	A	W	26-18
Feb. 20, 1922	H	L	23-39
Feb. 21, 1922	H	W	34-19
Feb. 9, 1923	H	L	24-33
Feb. 10, 1923	H	L	18-28
Feb. 16, 1923	A	L	23-40
Feb. 17, 1923	A	L	11-34
Feb. 8, 1924	H	L	21-41
Feb. 9, 1924	H	L	29-38
Feb. 22, 1924	A	L	13-39
Feb. 23, 1924	A	L	26-30
Feb. 6, 1925	A	L	15-42
Feb. 7, 1925	A	L	15-43

Feb. 20, 1925	H	L	24-35
Feb. 21, 1925	H	L	23-26
Feb. 5, 1926	H	W	30-23
Feb. 6, 1926	H	L	23-24
Feb. 19, 1926	A	L	29-32
Feb. 20, 1926	A	L	13-22
Feb. 4, 1927	A	L	20-27
Feb. 5, 1927	A	L	9-36
Feb. 18, 1927	H	L	20-25
Feb. 19, 1927	H	L	20-23
Feb. 3, 1928	H	W	47-13
Feb. 4, 1928	H	W	41-18
Feb. 17, 1928	A	W	36-20
Feb. 18, 1928	A	W	39-25
Feb. 15, 1929	A	L	37-40
Feb. 16, 1929	A	W	28-21
Feb. 22, 1929	H	W	37-35
Feb. 23, 1929	H	L	32-33
Feb. 14, 1930	H	W	35-30
Feb. 15, 1930	H	W	24-15
Feb. 21, 1930	A	L	25-27
Feb. 22, 1930	A	L	27-30
Feb. 13, 1931	A	L	23-38
Feb. 14, 1931	A	W	39-31
Feb. 20, 1931	H	W	49-30
Feb. 21, 1931	H	W	48-27
Feb. 11, 1932	H	W	32-25
Feb. 12, 1932	H	W	34-22
Feb. 19, 1932	A	W	29-26
Feb. 20, 1932	A	L	29-33
Feb. 10, 1933	A	L	31-44
Feb. 11, 1933	A	W	46-28
Feb. 17, 1933	H	W	50-38
Feb. 18, 1933	H	W	51-37
Jan. 19, 1934	H	W	29-25
Jan. 20, 1934	H	W	48-26
Feb. 16, 1934	A	W	43-22
Feb. 17, 1934	A	W	36-21
Feb. 8, 1935	A	W	34-16
Feb. 9, 1935	A	W	35-24
Feb. 22, 1935	H	W	65-20
Feb. 23, 1935	H	W	64-23
Feb. 7, 1936	H	W	52-27
Feb. 8, 1936	H	W	49-26
Feb. 21, 1936	A	W	50-30
Feb. 22, 1936	A	W	46-22
Feb. 5, 1937	H	W	42-31
Feb. 6, 1937	H	W	46-42
Feb. 19, 1937	A	W	37-31
Feb. 20, 1937	A	L	32-52
Feb. 18, 1938	A	W	44-42
Feb. 19, 1938	A	W	31-27
Feb. 25, 1938	H	W	42-31
Feb. 26, 1938	H	L	39-41
Feb. 17, 1939	H	W	36-33
Feb. 18			

Dec. 30, 1946	A	W	54-51
Jan. 17, 1947	A	L	38-40
Feb. 21, 1947	H	W	55-40
Feb. 28, 1947	Lville	L	50-63
Jan. 1948	H	L	42-54
Feb. 20, 1948	A	L	41-50
Jan. 14, 1949	A	L	51-71
Feb. 25, 1949	H	L	45-72
March 5, 1949	Lville	L	63-72
Jan. 13, 1950	H	L	70-75
Feb. 24, 1950	A	L	71-77
Feb. 10, 1951	A	L	54-69
Feb. 23, 1951	H	W	51-46
Jan. 26, 1952	A	L	67-71
Feb. 9, 1952	H	W	78-66
Feb. 7, 1953	H	W	48-31
March 6, 1953	A	W	53-52
Feb. 6, 1954	H	W	66-47
March 6, 1954	A	W	63-52
Feb. 5, 1955	H	L	57-81
March 4, 1955	A	L	53-82
Jan. 30, 1956	H	W	87-66
March 2, 1956	A	L	68-81
Jan. 18, 1957	H	L (ot)	64-66
March 1, 1957	A	L	51-59
Jan. 17, 1958	A	W	69-63
Feb. 28, 1958	A	W	67-63
Jan. 16, 1959	H	L	59-69
Feb. 27, 1959	A	L	65-77
Feb. 25, 1960	H	L	58-72
March 2, 1960	A	L	54-64
Jan. 28, 1961	H	W	86-66
March 2, 1961	A	L	65-68
Feb. 22, 1962	H	W	70-53
March 9, 1962	A	L	69-84
Feb. 12, 1963	H	L	57-59
March 1, 1963	A	L	65-77
Jan. 15, 1964	H	W	83-74
Feb. 28, 1964	A	L	68-80
Jan. 13, 1965	H	W	79-67
Feb. 27, 1965	A	W	77-74
Feb. 2, 1966	H	L	69-82
March 5, 1966	A	L	78-86
Dec. 14, 1966	H	W	93-83
Jan. 12, 1967	A	L	89-99
Jan. 11, 1968	A	W	100-91
Feb. 21, 1968	H	W	99-92
Dec. 14, 1968	H	L(2ot)	99-101
Feb. 10, 1968	A	L	94-110
Dec. 13, 1969	A	W	97-91
Feb. 9, 1970	H	W	127-114
Dec. 16, 1971	H	W	94-79
Feb. 3, 1971	A	L	86-93
Jan. 17, 1972	H	W	76-58
Feb. 9, 1972	A	W	75-71
Feb. 8, 1973	A	W	92-83
Feb. 14, 1973	H	W	73-63
Dec. 19, 1973	A	W	67-60
Dec. 27, 1973	H	W	76-44
Dec. 4, 1974	H	W	80-78
Dec. 18, 1974	A	W	84-82
Dec. 3, 1975	A	W	79-65
Nov. 26, 1976	H	W	94-85
Dec. 7, 1977	H	W	120-88
Dec. 18, 1977	A	W	83-74
Dec. 4, 1978	H	W	109-85
Dec. 9, 1978	A	W	98-88
Dec. 5, 1979	A	W	80-79
Dec. 22, 1979	H	W	95-85
Dec. 6, 1980	H	W	119-81
Dec. 20, 1980	A	W	86-72
March 12, 1982	H	L	72-83
Dec. 28, 2002	A	W	74-62
Dec. 23, 2003	H	W	67-48
Nov. 19, 2004	H	W	83-58
Jan. 7, 2006	H	W	75-58
Dec. 2, 2006	A	W	74-67
Jan. 2, 2008	A	L	63-68

Knox = Knoxville, Tenn.
Lville = Louisville, Ky.
LSU at home: LSU leads, 69-33
at New Orleans: LSU leads, 53-49
at Neutral Sites: Tied, 2-2

TULSA (1-1)

Dec. 12, 1952	A	L	58-84
Jan. 26, 1953	H	W	55-51

U.S. INTERNATIONAL (1-0)

Jan. 16, 1984	H	W	104-66
---------------	---	---	--------

UTAH (1-3)

Dec. 16, 2003	H	W	65-51
Jan. 3, 2005	A	L	55-69
Jan. 6, 2009	A	L	61-91
Jan. 2, 2010	H	L	59-61

UTAH STATE (1-2)

Dec. 30, 1970	OKC	L	81-97
Dec. 29, 1972	A	L	83-104
Dec. 28, 1984	H	W	103-71

OKC = Oklahoma City, Okla.

VANDERBILT (47-57)

Feb. 1923	Atl	L	10-36
Feb. 22, 1926	H	W	24-23
Feb. 23, 1933	A	L	34-54
Feb. 24, 1933	A	L	26-52
Feb. 15, 1935	H	W	56-41
Feb. 16, 1935	H	W	40-31
Feb. 27, 1941	Lville	L	49-63
Feb. 29, 1947	Mem	W	62-52
Feb. 17, 1948	H	W	56-54
Feb. 19, 1949	A	L	51-61
March 4, 1949	Lville	W	60-56
Jan. 20, 1951	H	L	61-69
March 3, 1951	Lville	L	63-75
Jan. 7, 1952	A	L	47-58
Jan. 5, 1953	H	W	74-61
Feb. 15, 1954	A	W	82-69
Feb. 14, 1955	H	W	66-59
Feb. 11, 1956	A	L	68-107
Feb. 9, 1957	H	L	66-78
Feb. 1958	A	L	60-78
Feb. 7, 1959	H	L	57-72
Feb. 6, 1960	A	L	68-80
Feb. 1961	H	W	65-61
Feb. 12, 1962	A	L	67-70
Feb. 8, 1963	H	W	63-56
Feb. 8, 1964	A	L	64-66
Feb. 8, 1965	H	L	85-96
March 8, 1965	A	L	60-106
Jan. 29, 1966	A	L	66-98
Feb. 26, 1966	H	L	84-102
Jan. 30, 1967	A	L	77-79
March 6, 1967	A	L	66-75
Jan. 29, 1968	H	L	91-99
March 4, 1968	A	L	86-115
Jan. 9, 1969	A	L	92-94
Feb. 17, 1969	H	L	83-85
Dec. 11, 1969	H	W	109-86
Feb. 14, 1970	A	W	99-89
Feb. 13, 1971	H	L	75-81
March 4, 1971	A	W	87-85
Jan. 3, 1972	H	L	73-80
Feb. 19, 1972	A	L	83-104
Jan. 2, 1973	H	L	66-71
Feb. 17, 1973	A	L	72-82
Jan. 12, 1974	H	W	84-81
Feb. 11, 1974	A	L	88-91
Jan. 11, 1975	A	L	82-91
Feb. 10, 1975	H	L	74-83
Jan. 31, 1976	A	L	90-103
Feb. 28, 1976	H	W	89-75
Jan. 24, 1977	A	L	67-78
Feb. 21, 1977	H	W	95-74
Jan. 16, 1978	A	W	77-55
Feb. 13, 1978	H	W	80-73
Jan. 8, 1979	A	L	87-88
Feb. 5, 1979	H	W	92-71
Jan. 2, 1980	A	L	66-77
Jan. 30, 1980	H	W	83-81
Jan. 7, 1981	H	W	77-61
Feb. 4, 1981	A	W	86-81
Jan. 6, 1982	A	W	80-73
Feb. 3, 1982	H	W	78-70
Jan. 3, 1983	A	L	65-67
March 3, 1983	H	W	66-53
Jan. 1, 1984	H	W	73-66
March 3, 1984	A	L	68-74

Jan. 19, 1985	A	W	69-68
Feb. 20, 1985	H	W	64-55
Jan. 18, 1986	H	W	84-67
Feb. 20, 1986	A	W	74-68
Dec. 22, 1986	H	L	61-63
Jan. 31, 1987	A	L	65-66
Jan. 6, 1988	A	W	51-39
Feb. 6, 1988	H	W	94-79
Jan. 18, 1989	H	W	85-84
Feb. 18, 1989	A	L	74-108
Jan. 16, 1990	H	W	101-72
Feb. 18, 1990	A	W	121-108
Jan. 2, 1991	H	W	87-70
Feb. 2, 1991	A	L	59-63
Feb. 15, 1992	A	L	69-76
Feb. 17, 1993	H	L	66-87
March 13, 1993	Lex	W	72-62
Jan. 15, 1994	A	W	83-81
Jan. 28, 1995	H	L	58-66
March 9, 1995	Atl	L	61-85
Jan. 10, 1996	A	W	71-68
Jan. 15, 1997	H	L	62-69
Feb. 25, 1998	A	L	58-60
Feb. 23, 1999	H	W	64-59
Jan. 15, 2000	A	L	62-65
March 10, 2000	Atl	W	71-60
Jan. 10, 2001	H	L	67-71
Feb. 6, 2002	A	L	63-68
March 7, 2002	Atl	W	69-62
Feb. 12, 2003	H	W	79-60
Feb. 21, 2004	A	L	54-74
March 5, 2005	H	W	81-69
Feb. 22, 2006	A	W	77-66
Mar. 10, 2006	A	W	92-73
Jan. 24, 2007	H	L	53-64
Jan. 19, 2008	A	L	76-92
Mar. 4, 2009	H	L	53-69
Feb. 13, 2010	A	L	69-77

Atl = Atlanta, Ga.
Lex = Lexington, Ky.
Lville = Louisville, Ky.
Mem = Memphis, Tenn.
LSU at home: LSU leads, 28-18
at Vanderbilt: Vanderbilt leads, 36-14
at Neutral Sites: LSU leads, 5-4

VILLANOVA (2-3)

Dec. 29, 1952	NO	W	100-94
Dec. 28, 1976	H	L	68-76
March 15, 1990	Knox	W	70-63
Nov. 24, 1990	Sfid	L	91-93
Jan. 19, 2008	A	L	67-68

NO = New Orleans, La.
Knox = Knoxville, Tenn.
Sfid = Springfield, Mass.

VIRGINIA (0-1)

March 30, 1981	Phil	L	74-78
----------------	------	---	-------

Phil = Philadelphia, Pa.

VA. MILITARY INSTITUTE (1-0)

Dec. 27, 1956	Sport	W	88-67
---------------	-------	---	-------

Sport = Shreveport, La.

VIRGINIA TECH (0-1)

Dec. 20, 1963	A	L	64-72
---------------	---	---	-------

WAKE FOREST (1-0)

Dec. 28, 1981	NO	W	70-64
---------------	----	---	-------

NO = New Orleans, La.

WASHINGTON (2-3)

March 18, 1953	KC	L	69-88
Dec. 1, 1983	H	W	51-48
Nov. 27, 1985	A	W	70-61
Dec. 20, 2006	A	L	88-72
Dec. 23, 2007	H	L	65-73

WASHINGTON & LEE (0-1)

Feb. 1929	Atl	L	22-32
-----------	-----	---	-------

Atl = Atlanta, Ga.

WASHINGTON STATE (2-2)

Dec. 1, 1973	A	L	78-80
Nov. 30, 1977	H	W	83-58
Dec. 27, 2008	H	W	62-52
Dec. 22, 2009	H	L (ot)	70-72

WEBER STATE (1-1)

Dec. 20, 1972	Log	W	82-80
Nov. 23, 2001	Hilo	L (ot)	74-75

Log = Logan, Utah
Hilo = Hilo, Hawaii

WESTERN KENTUCKY (2-0)

Jan. 24, 1987	H	W	67-62
Nov. 17, 2009	H	W	71-60

WEST VIRGINIA (0-1)

Nov. 27, 2004	H	L	69-84
Nov. 26, 2005	A	W(ot)	71-68

WEST VIRGINIA STATE (1-0)

Dec. 29, 1986	Hono	W	93-76
---------------	------	---	-------

Hono = Honolulu, Hawaii

WICHITA STATE (1-3)

March 22, 1981	NO	W	96-85
Feb. 21, 1982	H	L	65-66
Nov. 25, 2006	H	L	53-57
Dec. 19, 2008	A	L	47-67

NO = New Orleans, La.

WINTHROP (1-0)

Dec. 28, 1993	H	W	100-71
---------------	---	---	--------

WISCONSIN (0-4)

Dec. 19, 1953	H	L	66-82
Dec. 18, 1954	A	L	68-107
Dec. 15, 1967	Mil	L	94-96
March 23, 2000	Al	L	48-61

Mil = Milwaukee, Wis.
Al = Albuquerque, N.M.

WRIGHT STATE (1-0)

Dec. 27, 2006	H	W	71-45
---------------	---	---	-------

WYOMING (3-0)

Dec. 26, 1968	OKC	W	84-78
Nov. 27, 1999	Hon	W	103-86
Jan. 3, 2001	H	W	73-69

OKC = Oklahoma City, Okla.
Hon = Honolulu, Hawaii

XAVIER, OHIO (1-3)

Dec. 28, 1964	OKC	L	87-93
Dec. 22, 1980	H	W	78-62
Jan. 24, 2009	H	L	70-80
Dec. 29, 2009	A	L	65-89

OKC = Oklahoma City, Okla.

YALE (0-1)

Dec. 30, 1969	Hono	L	94-97
---------------	------	---	-------

Hono = Honolulu, Hawaii

Southeastern Conference

Record vs. SEC: 630-644

Alabama	66-98
Arkansas	21-29
Auburn	80-61
Florida	60-38
Georgia	59-40
Kentucky	24-79
Ole Miss	116-82
Mississippi State	103-94
South Carolina	11-13
Tennessee	43-58
Vanderbilt	47-57

America East Conference

LSU Record vs. AE: 4-0
SEC Record in 2010: 1-0

Boston University	2-0
Maine	1-0
Maryland-Baltimore County	1-0

Atlantic 10 Conference

LSU Record vs. Atlantic 10: 6-9
SEC Record in 2010: 6-5

Dayton	0-2
Fordham	1-0
St. Joseph's (Pa.)	0-1
Saint Louis	1-3
Temple	2-0
Xavier (Ohio)	1-3
Duquesne	1-0

Atlantic Coast Conference

LSU Record vs. ACC: 34-40
SEC Record in 2010: 6-8

Clemson	3-2
Duke	2-5
Florida State	3-2
Georgia Tech	20-14
Maryland	2-2
Miami (Fla.)	1-3
North Carolina	2-10
Virginia	0-1
Virginia Tech	0-1
Wake Forest	1-0

Atlantic Sun Conference

LSU Record vs. AS: 6-1
SEC Record in 2010: 8-1

Belmont	1-0
Campbell	2-0
Jacksonville	0-1
Mercer	3-0

Big 12 Conference

LSU Record vs. Big 12: 45-35
SEC Record in 2010: 5-6

Baylor	3-4
Kansas	1-3
Missouri	1-0
Nebraska	1-0
Oklahoma	3-1
Oklahoma State	2-2
Texas	19-11
Texas A&M	14-11
Texas Tech	1-3

Big East Conference

LSU Record vs. Big East: 18-29
SEC Record in 2010: 8-8

Cincinnati	0-1
Connecticut	1-3
DePaul	3-3
Georgetown	4-2
Louisville	1-8
Marquette	0-1
Notre Dame	1-0
Pittsburgh	2-2
St. John's	1-2
Syracuse	0-1
Villanova	2-2
West Virginia	3-3

Big Sky Conference

LSU Record vs. Big Sky: 8-0
SEC Record in 2010: 0-0

Montana State	4-0
Northern Arizona	2-0
Weber State	2-0

Big South Conference

LSU Record vs. Big South: 2-1
SEC Record in 2010: 6-0

Radford	0-1
VMI	1-0
Winthrop	1-0

Big Ten Conference

LSU Record vs. Big 10: 5-20
SEC Record in 2010: 6-4

Illinois	0-2
Indiana	0-5
Iowa	2-1
Michigan	0-2
Michigan State	0-1
Northwestern	1-2
Ohio State	1-1
Penn State	0-1
Purdue	1-1
Wisconsin	0-4

Big West Conference

LSU Record vs. Big West: 2-1
SEC Record in 2010: 1-0

Cal State Fullerton	1-0
Pacific	1-1

Colonial Athletic Association

LSU Record vs. Colonial: 8-0
SEC Record in 2010: 2-0

Delaware	1-0
George Mason	1-0
Georgia State	1-0
Wilmington	4-0
Towson	1-0

Conference USA

LSU Record vs. CUSA: 159-125
SEC Record in 2010: 9-3

Houston	5-9
Memphis	2-2
Rice	17-24
SMU	2-2
Southern Miss	5-1
Tulane	124-83
Tulsa	1-1
UAB	1-1
UTEP	2-1

Horizon League

LSU Record vs. Horizon: 6-0
SEC Record in 2010: 2-0

Butler	1-0
Cleveland State	1-0
Illinois-Chicago	1-0
Loyola-Chicago	2-0
Wright State	1-0

Ivy Group

LSU Record vs. Ivy: 3-1
SEC Record in 2010: 1-1

Cornell	3-0
Yale	0-1

Metro Atlantic Conference

LSU Record vs. Metro Atl.: 8-3
SEC Record in 2010: 3-1

Canisius	0-2
Iona	3-1
Marist	2-0
Niagara	1-0
St. Peter's	2-0

Mid-American Conference

LSU Record vs. Mid-America: 0-1
SEC Record in 2010: 3-0

Ball State	0-1
------------	-----

Mid-Eastern Athletic Conference

LSU Record vs. MEAC: 4-2
SEC Record in 2010: 4-1

Coppin State	0-1
Delaware State	1-0
Howard	1-0
Norfolk State	1-0
North Carolina A&T	1-1

Missouri Valley Conference

LSU Record vs. MVC: 2-7
SEC Record in 2010: 2-1

Creighton	0-1
Drake	1-0
Evansville	0-1
Northern Iowa	0-2
Wichita State	1-3

Mountain West Conference

LSU Record vs. MW: 11-8
SEC Record in 2010: 2-2

Brigham Young	1-1
TCU	3-1
UNLV	3-3
Utah	1-3
Wyoming	3-0

Northeast Conference

LSU Record vs. Northeast: 7-1
SEC Record in 2010: 0-0

Central Connecticut State	1-0
Farleigh Dickinson	1-0
Long Island	0-1
Robert Morris	1-0
St. Francis (N.Y.)	1-0
St. Francis (Pa.)	1-0

Ohio Valley Conference

LSU Record vs. OVC: 9-1
SEC Record in 2010: 7-1

Morehead State	1-0
Samford	3-1
Southeast Missouri State	1-0
Tennessee-Martin	3-0
Tennessee State	1-0

Pacific 10 Conference

LSU Record vs. Pac-10: 17-24
SEC Record in 2010: 3-3

Arizona	3-3
Arizona State	0-1
California	2-1
Oregon State	5-1
Southern California	1-6
Stanford	2-2
UCLA	0-7
Washington	2-3
Washington State	2-2

Patriot League

LSU Record vs. Patriot: 6-3
SEC Record in 2010: 1-0

Army	1-1
Colgate	2-0
Holy Cross	1-1
Lafayette	2-0
Navy	0-1

Southern Conference

LSU Record vs. Southern: 1-1
SEC Record in 2010: 7-2

Appalachian State	1-0
Furman	0-1

Southland Conference

LSU Record vs. Southland: 66-8
SEC Record in 2010: 9-1

Lamar	3-1
McNeese State	19-0
Nicholls State	16-0
Northwestern State	15-6
Sam Houston State	1-0
Southeastern Louisiana	10-1
Texas A&M Corpus Christi	1-0
Texas State	1-0

Southwestern Athletic Conference

LSU Record vs. SWAC: 19-1
SEC Record in 2010: 10-0

Alcorn State	2-0
Grambling State	2-0
Jackson State	3-1
Miss. Valley State	1-0
Prairie View	3-0
Southern	7-0
Texas Southern	1-0

Summit League

LSU Record vs. Mid-Cont.: 13-3
SEC Record in 2010: 3-0

Centenary	8-1
Oakland	1-0
Oral Roberts	4-2

Sun Belt Conference

LSU Record vs. Sun Belt: 62-16
SEC Record in 2010: 13-5

Arkansas State	2-1
Denver	1-0
Louisiana-Lafayette	36-10
Louisiana-Monroe	5-0
Middle Tennessee State	1-0
New Orleans	10-4
South Alabama	1-0
Troy	4-1
Western Kentucky	2-0

West Coast Conference

LSU Record vs. WCC: 3-0
SEC Record in 2010: 3-0

Loyola Marymount	2-0
Santa Clara	1-0

Western Athletic Conference

LSU Record in WAC: 13-7
SEC Record in 2010: 0-0

Fresno State	1-2
Hawaii	0-1
Louisiana Tech	10-1
Nevada	1-1
Utah State	1-2



1934-35 LSU FIGHTING TIGERS

14-1, 11-0 • Winner American Legion Bowl - Atlantic City, N. J.
SEC Champions • Coach Harry Rabenhorst

(Front Row) Blackie Banker, Wally Wells, Henry Young, Sparky Wade, Nolan Miller, Guy Ottwell, Milford McDonald, Mac Michael. (Back Row) Judge Bryan, Bill Leathers, Shongaloo Lindsey, Sid Adger, Texas Bo Bohannon, Red Beeson, Jack Harris, Ben Journeay, Buddy Blair.



1978-79 LSU FIGHTING TIGERS

23-6 • SEC Champions
Coach Dale Brown

(Front Row) Gus Rudolph, Walter Campbell, Al Green, Ernie Brown, Coach Dale Brown, Jordy Hultberg, Willie Sims, J. Brian Bergeron, Ethan Martin. (Back Row) Assistant Coach Ron Abernathy, Duane DeArmond, Lionel Green, Andy Campbell, Rick Mattick, Greg Cook, Durand Macklin, Joe Costello, Assistant Coach Art Tollis.



1952-53 LSU FIGHTING TIGERS

22-3 • SEC Champions • NCAA Final Four
Coach Harry Rabenhorst

(Front Row) Don Loughmiller, Darrell Schultz, Benny McArdle, Norman Magee, Charley Robert. (Middle Row) Coach Harry Rabenhorst, Bill Lee, Leslie Jones, Don Belcher, Kenny Bridges, Assistant Coach John Chaney. (Back Row) Manager Fred Poerschke, James McNeilly, Bob Freshley, Bob Pettit, Ned Clark, P. Brayman.



1979-80 LSU FIGHTING TIGERS

26-6 • SEC Tournament Champions
Coach Dale Brown

(Front Row) Durand Macklin, Tyrone Black, Greg Cook, Andy Campbell, Rick Mattick, DeWayne Scales, Gus Rudolph. (Back Row) J. Brian Bergeron, Jordy Hultberg, Willie Sims, Duane DeArmond, Howard Carter, Mark Alcorn, Ethan Martin.



1953-54 LSU FIGHTING TIGERS

20-5 • SEC Champions
Coach Harry Rabenhorst

(Front Row) Coach Harry Rabenhorst, Jim McNeilly, Ned Clark, Bob Pettit, Bob Freshley, Bill Lee, Assistant Coach John Chaney. (Middle Row) Don Sebastian, Paul Zinser, Norman Magee, Benny McArdle, Don Loughmiller, Manager Fred Poerschke. (Back Row) Les Jones, Roger Sigler, Dick Holt, Troy Rushing, Don Belcher.



1980-81 LSU FIGHTING TIGERS

31-5 • Most Wins in LSU History
SEC Champions • NCAA Final Four • Coach Dale Brown

(Front Row) J. Brian Bergeron, Ethan Martin, Willie Sims, Johnny Jones, Matt England, Mark Alcorn, Brian Kistler. (Back Row) Manager Stan Harris, Assistant Coach Jordy Hultberg, Assistant Coach Rick Huckabay, Howard Carter, Joe Costello, Tyrone Black, Andy Campbell, Greg Cook, Leonard Mitchell, Durand Macklin, John Tudor, Head Coach Dale Brown, Assistant Coach Ron Abernathy, Trainer Dr. Martin J. Brussard



1984-85 LSU FIGHTING TIGERS

19-10 • SEC Champions
Coach Dale Brown

(Front Row) Don Redden, Oliver Brown, Ocie Conley, Derrick Taylor, Dennis Brown, Anthony Wilson, Neboisha Bukumirovich. (Back Row) Ricky Blanton, Jose Vargas, Damon Vance, Zoran Jovanovich, Jerry Reynolds, Nikita Wilson, John Williams.



1999-00 LSU FIGHTING TIGERS

28-6 • SEC Champions • NCAA Sweet Sixteen
Coach John Brady

(Front Row) Assoc. Coach Kermit Davis, Brandon Landry, Brian Green, Torris Bright, Head Coach John Brady, Jack Warner, Jeremy Comeaux, Jermaine Williams, Asst. Coach Butch Pierre; (Second Row) Admin. Asst. Scott Osborne, Trainer Drew Shea, Ronald Dupree, Brian Beshara, Brad Bridgewater, Jabari Smith, Stromile Swift, Collis Temple III, Lamont Roland, Asst. Coach Donnie Tyndall, Strength Coach Nick Buchholz.



1985-86 LSU FIGHTING TIGERS

26-12 • NCAA Final Four
Coach Dale Brown

(Front Row) Edwin Wilson, Ocie Conley, Derrick Taylor, Don Redden, Anthony Wilson, Neboisha Bukumirovich. (Back Row) Oliver Brown, Ricky Blanton, Jose Vargas, Zoran Jovanovich, John Williams, Bernard Woodside.



2005-06 LSU FIGHTING TIGERS

27-9 • SEC Champions • NCAA Final Four
Coach John Brady

Front Row (L-R): Academic Advisor Tommy Powell, Glen Davis, Darnell Mason, Tasmin Mitchell, David Fleshman, Tack Minor, Head Coach John Brady, Darrel Mitchell, Ben Voogd, Alex Farrer, Garrett Temple, Darnell Lazare, Manager Jason Reed. Back Row (L-R): Trainer Shawn Eddy, Strength and Conditioning Coach Jeff Dillman, Assistant Coach John Treloar, Associate Head Coach Butch Pierre, Tyrus Thomas, Magnum Rolle, Chris Johnson, Kentrell Gransberry, Assistant Coach Nikita Johnson, Administrative Assistant Scott Soprych, Manager Chris Heine, Manager Louis Ruffino.



1990-91 LSU FIGHTING TIGERS

20-10 • SEC Champions
Coach Dale Brown

(Front Row) Mike Hansen, Danny Moscovitz, Vernel Singleton, Shawn Griggs, John Picou, T.J. Pugh, (Back Row) Administrative Assistant Jim Childers, Supervisor of Athletic Training Dr. Marty Broussard, Assistant Coach Johnny Jones, Lenear Burns, Harold Boudreaux, Geert Hammink, Shaquille O'Neal, Richard Krajewski, Wayne Sims, Assistant Coach Craig Carse, Head Coach Dale Brown.



2008-09 LSU FIGHTING TIGERS

28-7 • SEC Champions
Coach Trent Johnson

Front Row (L-R): Director of Operations Chris Bobel, Assistant Coach Keith Richard, Head Coach Trent Johnson, Assistant Coach Donny Guerinoni, Assistant Coach Brent Scott, Strength Coach Juan Pablo Reggiaro, Trainer Shawn Eddy. Back Row (L-R): Zach Kinsley, Tasmin Mitchell, Bo Spencer, Garrett Green, Alex Farrer, Chris Johnson, Garrett Temple, Dennis Harris, Terry Martin, Quintin, Thornton, Marcus Thornton, Storm Warren, Chris Bass, Delwan Graham.

20 NCAA Tournament Appearances

1953	1954	1979	1980	1981	1984	1985
1986	1987	1988	1989	1990	1991	1992
1993	2000	2003	2005	2006	2009	

5 NIT Appearances

1970	1982	1983	2002	2004
------	------	------	------	------

1953 NCAA Tournament

Coach Harry Rabenhorst • LSU #7

- East Regional - Raleigh, N. C.
 - March 13 - LSU 89, Lebanon Valley 76 (Regional Semifinals)
 - March 14 - LSU 81, Holy Cross 73 (Regional Finals)
- Final Four - Kansas City, Mo.
 - March 17 - #1 Indiana 80, LSU 67 (National Semifinals)
 - March 18 - #4 Washington 88, LSU 69 (National 3rd Place Game)

1954 NCAA Tournament

Coach Harry Rabenhorst • LSU #8

- East Regional - Iowa City, Iowa
 - March 12 - Penn State 78, LSU 70 (Regional Semifinals)
 - March 13 - #2 Indiana 73, LSU 62 (Regional Third Place Game)

1970 National Invitation Tournament

Coach Press Maravich • LSU NR

- Madison Square Garden - New York, New York
 - March 15 - LSU 83, Georgetown 82 (First Round)
 - March 17 - LSU 97, Oklahoma 94 (Quarterfinals)
 - March 19 - #8 Marquette 101, LSU 79 (Semifinals)
 - March 21 - Army 75, LSU 68 (Third Place Game)

1979 NCAA Tournament

Coach Dale Brown • LSU #9/#7

- Mideast Regional - Bloomington, Ind.
 - March 10 - LSU 71, Appalachian State 57 (Second Round)
- Mideast Regional - Indianapolis, Ind.
 - March 16 - #3 Michigan State 87, LSU 71 (Regional Semifinals)

1980 NCAA Tournament

Coach Dale Brown • LSU #3

- Midwest Regional - Denton, Texas
 - March 9 - LSU 98, Alcorn State 88 (Second Round)
- Midwest Regional - Houston, Texas
 - March 14 - LSU 68, #16 Missouri 63 (Regional Semifinals)
 - March 16 - Louisville 86, #3 LSU 66 (Regional Finals)

1981 NCAA Tournament

Coach Dale Brown • LSU #4

- Midwest Regional - Austin, Texas
 - March 14 - LSU 100, Lamar 78 (Second Round)
- Midwest Regional - New Orleans, La.
 - March 20 - LSU 72, #20 Arkansas 56 (Regional Semifinals)
 - March 22 - LSU 96, Wichita State 85 (Regional Finals)
- NCAA Final Four - Philadelphia, Pa.
 - March 28 - #9 Indiana 67, LSU 49 (National Semifinals)
 - March 30 - #5 Virginia 78, LSU 74 (National Third Place Game)

1982 National Invitation Tournament

Coach Dale Brown • LSU NR

- First Round - Baton Rouge, La.
 - March 12 - Tulane 83, LSU 72

1983 National Invitation Tournament

Coach Dale Brown • LSU NR

- First Round - Baton Rouge, La.
 - March 16 - New Orleans 99, LSU 94 (ot)

1984 NCAA Tournament

Coach Dale Brown • LSU NR

- West Regional - Salt Lake City, Utah
 - March 15 - Dayton 74, LSU 66 (First Round)

1985 NCAA Tournament

Coach Dale Brown • LSU #20

- Southeast Regional - Dayton, Ohio
 - March 15 - Navy 78, LSU 55 (First Round)

1986 NCAA Tournament

Coach Dale Brown • LSU NR

- Southeast Regional - Baton Rouge, La.
 - March 13 - LSU 94, Purdue 87 (2 ot) (First Round)
 - March 15 - LSU 83, #12 Memphis State 81 (Second Round)
- Southeast Regional - Atlanta, Ga.
 - March 20 - LSU 70, #6 Georgia Tech 64 (Regional Semifinals)
 - March 22 - LSU 59, #3 Kentucky 57 (Regional Finals)
- NCAA Final Four - Dallas, Texas
 - March 29 - #7 Louisville 88, LSU 77 (National Semifinals)

1987 NCAA Tournament

Coach Dale Brown • LSU NR

- Midwest Regional - Chicago, Ill.
 - March 13 - LSU 85, Georgia Tech 79 (First Round)
 - March 15 - LSU 72, #8 Temple 62 (Second Round)
- Midwest Regional - Cincinnati, Ohio
 - March 20 - LSU 63, #5 DePaul 58 (Regional Semifinals)
 - March 22 - #3 Indiana 77, LSU 76 (Regional Finals)

1988 NCAA Tournament

Coach Dale Brown • LSU NR

- East Regional - Hartford, Conn.
 - March 18 - Georgetown 66, LSU 63 (First Round)

1989 NCAA Tournament

Coach Dale Brown • LSU NR

- West Regional - Tucson, Ariz.
 - March 17 - Texas-El Paso 85, LSU 74 (First Round)

1990 NCAA Tournament

Coach Dale Brown • LSU #19

- Southeast Regional - Knoxville, Tenn.
 - March 15 - LSU 70, Villanova 63 (First Round)
 - March 17 - Georgia Tech 94, LSU 91 (Second Round)

1991 NCAA Tournament

Coach Dale Brown • LSU #22

- Midwest Regional - Minneapolis, Minn.
 - March 14 - Connecticut 79, LSU 62 (First Round)

1992 NCAA Tournament

Coach Dale Brown • LSU #25

- West Regional - Boise, Idaho
 - March 19 - LSU 94, Brigham Young 83 (First Round)
 - March 21 - #5 Indiana 89, LSU 79 (Second Round)

1993 NCAA Tournament

Coach Dale Brown • LSU NR

- Midwest Regional - Chicago, Ill.
 - March 18 - California 66, LSU 64 (First Round)

2000 NCAA Tournament

Coach John Brady • LSU #10

- West Regional - Salt Lake City
 - March 16 - LSU 64, SE Missouri St. 61
 - March 18 - LSU 72, #15 Texas 67
- West Regional - Albuquerque, N.M.
 - March 23 - Wisconsin 61, LSU 48

2002 National Invitation Tournament

Coach John Brady • LSU NR

- First Round - Iowa City, Iowa
 - March 13 - LSU 63, Iowa 61
- Second Round - Baton Rouge, La.
 - March 19 - Ball St. 75, LSU 65

2003 NCAA Tournament

Coach John Brady • LSU NR

- First Round - Birmingham, Ala.
 - March 21 - Purdue 80, LSU 56

2004 National Invitation Tournament

Coach John Brady • LSU NR

- First Round - Norman, Okla.
 - March 17 - Oklahoma 70, LSU 61

2005 NCAA Tournament

Coach John Brady • LSU NR

- First Round - Boise, Idaho
 - March 17 - UAB 82, LSU 68

2006 NCAA Tournament

Coach John Brady • LSU #19

- First and Second Round - Jacksonville, Fla.
 - March 16 - LSU 80, Iowa 64
 - March 18 - LSU 58, Texas A&M 57
- Regional Round - Atlanta, Ga.
 - March 23 - LSU 62, #1 Duke 54
 - March 25 - LSU 70, # 9 Texas 60 (ot)
- NCAA Final Four - Indianapolis, Ind.
 - April 1 - #17 UCLA 59, LSU 45

2009 NCAA Tournament

Coach Trent Johnson • LSU #21

- First and Second Round -- Greensboro, N. C.
 - March 19 - LSU 75, Butler 71
 - March 21 - North Carolina 84, LSU 70

LSU NCAA FINAL FOUR TEAMS

1953 – 22-3, SEC CHAMPIONS

Coach Harry Rabenhorst

Assistant Coach Don Chaney

Manager Fred Poerschke

Don Belcher

P. Brayman

Kenny Bridges

Ned Clark

Bob Freshley

Leslie Jones

Bill Lee

Don Loughmiller

Norman Magee

Darrell McArdle

James McNeilly

Bob Pettit

Charley Roberts

Darrell Schultz

1981 NCAA FINAL FOUR TIGERS

31-5 SEC CHAMPIONS

Coach Dale Brown

Associate Coach Ron Abernathy

Assistant Coach Rick Huckabay

Assistant Coach Jordy Hultberg

Trainer Dr. Martin Broussard

Manager Stan Harris

Mark Alcorn

J. Brian Bergeron

Tyrone Black

Howard Carter

Andy Campbell

Greg Cook

Joe Costello

Matt England

Johnny Jones

Brian Kistler

Durand Macklin

Ethan Martin

Leonard Mitchell

Willie Sims

John Tudor

1986 NCAA FINAL FOUR TIGERS

26-12

Coach Dale Brown

Associate Coach Ron Abernathy

Assistant Coach Bo Bahnsen

Assistant Coach Johnny Jones

Ricky Blanton

Oliver Brown

Neboisha Bukumirovich

Ocie Conley

Zoran Jovanovich

Don Redden

Derrick Taylor

Jose Vargas

John Williams

Anthony Wilson

Edwin Wilson

Bernard Woodside

2006 NCAA FINAL FOUR TIGERS

27-9 SEC CHAMPIONS

Coach John Brady

Associate Head Coach Butch Pierre

Assistant Coach Nikita Johnson

Assistant Coach John Treloar

Administrative Assistant Scott

Soprych

Trainer Shawn Eddy

Strength Coach Jeff Dillman

Manager Chris Heine

Manager Jason Reed

Manager Louis Ruffino

Glen Davis

Alex Farrer

David Fleshman

Chris Johnson

Darnell Lazare

Dameon Mason

Tack Minor

Darrel Mitchell

Tasmin Mitchell

Magnum Rolle

Garrett Temple

Tyrus Thomas

Ben Voogd

LSU PLAYERS WHO HAVE PARTICIPATED IN THREE OR MORE NCAA TOURNAMENTS

FOUR

Ricky Blanton	1985-86-88-89
Oliver Brown	1984-85-86-87
Neboisha Bukumirovich	1985-86-87-88
Geert Hammink	1989-91-92-93
Vernel Singleton	1989-90-91-92
Jose Vargas	1985-86-87-88
Anthony Wilson	1984-85-86-87
Bernard Woodside	1985-86-87-88

THREE

Harold Boudreaux	1990-91-92
Brian Bergeron	1979-80-81
Andy Campbell	1979-80-81
Greg Cook	1979-80-81
Mike Hansen	1991-92-93
Rich Krajewski	1989-90-91
Ethan Martin	1979-80-81
Darrel Mitchell	2003-05-06
Shaquille O'Neal	1990-91-92
Wayne Sims	1989-90-91
Willie Sims	1979-80-81
Derrick Taylor	1984-85-86
Maurice Williamson	1990-92-93
Nikita Wilson	1984-85-87



The Tigers practice at the RCA Dome prior to the 2006 NCAA Final Four.

SEC Final Four Appearances

	APPEARANCES	COACHES
Kentucky	13	Adolph Rupp (6), Joe Hall (3), Rick Pitino (3), Tubby Smith (1)
LSU	4	Dale Brown (2), Harry Rabenhorst (1), John Brady (1)
Florida	4	Lon Kruger (1), Billy Donovan (3)
Arkansas	2	Nolan Richardson (2)
Georgia	1	Hugh Durham (1)
Miss. State	1	Richard Williams (1)

SEC in NCAA

	SWEET	ELITE	FF	NCAA TITLES
	16	8		
Alabama	7	1	0	0
Arkansas	14	8	6	1
Auburn	4	1	0	0
Florida	5	4	4	2
Georgia	2	1	1	0
Kentucky	41	31	13	7
LSU	9	6	4	0
Ole Miss	1	0	0	0
Miss. State	3	1	1	0
South Carolina	3	0	0	0
Tennessee	6	1	0	0
Vanderbilt	6	1	0	0

LSU vs. All NCAA Opponents

TEAM	RECORD	LAST PLAYED	TEAM	RECORD	LAST PLAYED
UAB	0-1	2005	Marquette	0-1	1970
Alcorn State	1-0	1980	Memphis	1-1	1986
Appalachian St.	1-0	1979	Michigan State	1-0	1979
Arkansas	1-0	1981	Missouri	1-0	1980
Army	0-1	1970	Navy	0-1	1985
Ball State	0-1	2002	New Orleans	0-1	1983
Brigham Young	1-0	1992	North Carolina	0-1	2009
Butler	1-0	2009	Oklahoma	1-1	2004
California	0-1	1993	Penn State	0-1	1954
Connecticut	0-1	1991	Purdue	1-1	2003
Dayton	0-1	1984	SE Mo. State	1-0	2000
DePaul	1-0	1987	Temple	1-0	1987
Duke	1-0	2006	Texas	2-0	2006
Georgetown	1-0	1970	Texas A&M	1-0	2006
Georgia Tech	2-1	1990	Tulane	0-1	1982
Holy Cross	1-0	1953	UCLA	0-1	2006
Indiana	0-5	1992	UTEP	0-1	1989
Iona	1-0	2006	Villanova	1-0	1990
Iowa	1-0	2002	Virginia	0-1	1981
Kentucky	1-0	1986	Washington	0-1	1953
Lamar	1-0	1981	Wichita State	1-0	1981
Lebanon Valley	1-0	1953	Wisconsin	0-1	2000
Louisville	0-2	1986			

LSU Record at NCAA/NIT Sites

CITY	RECORD	LAST PLAYED	CITY	RECORD	LAST PLAYED
Albuquerque, N. M.	0-1	2000	Indianapolis, Ind.	0-2	2006
Atlanta, Ga.	4-0	2006	Iowa City, Iowa	1-2	2002
Austin, Texas	1-0	1981	Jacksonville, Fla.	2-0	2006
Baton Rouge, La.	2-3	2002	Kansas City, Mo.	0-2	1953
Birmingham, Ala.	0-1	2003	Knoxville, Tenn.	1-1	1990
Boise, id.	1-2	2005	Minneapolis, Minn.	0-1	1991
Chicago, Ill.	2-1	1993	New Orleans, La.	2-0	1981
Cincinnati, Ohio	1-1	1987	New York, N.Y.	2-2	1970
Dallas, Texas	0-1	1986	Norman, Okla.	0-1	2004
Dayton, Ohio	0-1	1985	Philadelphia, Pa.	0-2	1981
Denton, Texas	1-0	1980	Raleigh, N.C.	2-0	1953
Greensboro, N. C.	1-1	2009	Salt Lake City	2-1	2000
Hartford, Conn.	0-1	1988	Tucson, Ariz.	0-1	1989
Houston, Texas	1-1	1980			

SEC Postseason Tournament Appearances

NCAA TOURNAMENT

SCHOOL	APP.	W - L	PCT.
Kentucky	50	101-45	.692
Arkansas	29	40-29	.580
LSU	20	24-23	.511
Alabama	18	18-18	.500
Tennessee	18	16-19	.457
Florida	13	26-11	.703
Vanderbilt	11	9-12	.428
Miss. State	10	11-10	.524
Auburn	8	12-8	.600
South Carolina	8	4-9	.308
Georgia	8	5-8	.385
Ole Miss	6	3-6	.333

NATIONAL INVITATION TOURNAMENT

SCHOOL	APP.	W - L	PCT.
Vanderbilt	11	18-10	.642
Tennessee	11	12-11	.522
Georgia	11	11-11	.500
South Carolina	11	21-9	.700
Alabama	10	17-13	.567
Ole Miss	9	13-9	.591
Florida	9	11-11	.500
Kentucky	8	13-6	.684
Miss. State	7	7-7	.500
Auburn	6	4-6	.400
LSU	5	3-6	.333
Arkansas	2	4-3	.571



Marcus Thornton drives to the hoop against the North Carolina defense in the second round of the 2009 NCAA Tournament.

LSU in the Associated Press Poll

YEAR	PS	1	2	3	4	5	6	7	8	9	10	11	12	13	14	15	16	17	18	19	DATES
1952-53		10	8	17	11	14	14	11	10	8	6	6	5	7	5						Dec. 16-March 24
1953-54		10	5	14	18	16	12	14	17	17	13	12	7	8	14						Dec. 8-March 23
1969-70			15																		Dec. 9-March 10
1978-79	14	11	12	11	10	7	7	5	9	9	9	8	6	5	8	9	7				Nov. 28-March 13
1979-80	7	6	6	7	5	4	6	14	11	10	7	6	5	5	3						Dec. 4-March 4
1980-81	12	15	11	10	10	10	9	6	5	4	4	4	4	2	3	4					Dec. 2-March 10
1981-82	17																				Dec. 1-March 9
1983-84	11	12	9	10	11	9	9	11	15	10	14	20	17								Nov. 29-March 13
1984-85	14	16	13	19	19	18	14									19	20				Nov. 27-March 12
1985-86	14	12	11	11	9	9	8	8	14	14	17										Nov. 26-March 11
1988-89													19		20						Nov. 22-March 14
1989-90	2	9	9	9	8	9	11	14	13	16	14	11	9	12	15	16	19				Nov. 27-March 13
1990-91	14	20	18	12	10	15	14	20	20	16	14	19	20	19	18	16	22				Nov. 27-March 12
1991-92	6	9	16	25								22	20			23	23	25			Nov. 25-March 16
1993-94						25															Nov. 22-March 14
1999-00										21	24			22	25	16	15	12	10	10	Nov. 16-March 14
2002-03								24	21		23										Nov. 19-March 18
2003-04															24						Nov. 25-March 16
2005-06					25									24		25	24	21	18	19	Nov. 15-March 14
2006-07	5	7	6	10	9	12	12	17	14	13	16	21									Nov. 14-March 13
2008-09															23	18	12	20	21		Nov. 10-March 16

Wins Against Teams Ranked Top Three in AP Poll

No.1

LSU 95, No. 1 Kentucky 94 (ot) - Baton Rouge - Feb. 11, 1978
 LSU 66, No. 1 Arizona 65 - Baton Rouge - Dec. 21, 2002
 No. 19 LSU 62, No. 1 Duke 54 - Atlanta, Ga. - March 23, 2006

No.2

LSU 82, No. 2 Georgetown 80 - New Orleans - Jan. 28, 1989
 No. 18 LSU 92, No. 2 Arizona 82 - Baton Rouge - Dec. 8, 1990

No.3

No. 6 LSU 81, No. 3 Kentucky 67 - Baton Rouge - Jan. 19, 1981
 LSU 59, No. 3 Kentucky 67 - Baton Rouge - Jan. 19, 1981
 LSU 66, No. 3 Florida 56 - Baton Rouge - Feb. 24, 2006

LSU's Record as a Ranked Team in AP Poll

RK	W	L	PCT.
1			
2	2	2	.500
3	3	2	.600
4	13	4	.765
5	14	4	.778
6	13	2	.866
7	14	4	.778
8	10	6	.625
9	20	6	.769
10	20	6	.769
11	23	2	.920
12	16	5	.762
13	6	3	.667
14	25	7	.781
15	9	2	.818
16	10	6	.625
17	10	5	.667
18	9	3	.750
19	11	4	.733
20	8	4	.667
21	5	5	.500
22	2	3	.400
23	5	3	.625
24	4	4	.500
25	6	3	.667
TOTALS	258	95	.731

LSU's Record vs. Ranked Teams in AP Poll

RK	W	L	PCT.
1	3	12	.200
2	2	13	.133
3	3	11	.214
4	0	17	.000
5	4	17	.190
6	4	9	.444
7	5	11	.312
8	4	16	.200
9	4	12	.250
10	1	8	.111
11	1	9	.100
12	1	9	.100
13	1	10	.091
14	1	8	.111
15	1	9	.100
16	8	5	.615
17	0	9	.000
18	4	7	.364
19	4	4	.500
20	5	6	.454
21	0	5	.000
22	3	5	.375
23	0	3	.000
24	1	4	.200
25	0	4	.000
TOTALS	59	223	.209

Highlights of the AP Poll

POLL DEBUT - DEC. 16, 1952

Total Poll Appearances All-Time - 194
 Most Consecutive Polls - 49 (Preseason poll, 1978-79, to preseason poll, 1981-82)
 Total Appearances in AP Final Poll - 12
 Highest Ranking in AP Poll - 2 (Feb. 24, 1981, Preseason poll 1989-90)

LSU's record since 1948-49 against teams ranked in top 10 - 30-125 (19.3 percent).
 LSU's record since 1948-49 against teams ranked in AP's top 25 - 59-223 (20.9 percent).
 LSU versus top-ranked teams in the AP poll - 3-12 (20.0 percent).
 LSU when ranked in the AP poll since 1948-49 season has a record of 258-95 (73.1 percent).
 LSU's record when both teams are ranked is 31-37 (45.6 percent).
 LSU was last ranked No. 21 in the final poll of the 2008-09 season, the 18th AP poll of the year.



LSU vs. Top 10 teams in the Associated Press Poll

(since the poll started during the 1948-49 season)

1948-49

Jan. 14	LSU	#8 Tulane	L, 51-71	New Orleans, La.
Feb. 25	LSU	#6 Tulane	L, 45-72	Baton Rouge, La.
March 5	LSU	#7 Tulane	L, 63-72	Louisville, Ky.

1950-51

Jan. 31	LSU	#1 Kentucky	L, 59-81	Baton Rouge, La.
---------	-----	-------------	----------	------------------

1951-52

Jan. 5	LSU	#4 Kentucky	L, 47-57	Lexington, Ky.
March 1	LSU	#1 Kentucky	L, 43-44	Louisville, Ky.

1952-53

March 17	#7 LSU	#1 Indiana	L, 67-80	Kansas City, Mo.
March 18	#7 LSU	#4 Washington	L, 69-88	Kansas City, Mo.

1953-54

Dec. 12	#10 LSU	#5 Kansas	W, 68-63	Baton Rouge, La.
Dec. 28	#14 LSU	#7 Fordham	W, 65-49	New Orleans, La.
March 9	#8 LSU	#1 Kentucky	L, 56-63	Nashville, Tenn.
March 13	#8 LSU	#2 Indiana	L, 62-73	Iowa City, Tenn.

1954-55

Jan. 17	LSU	#1 Kentucky	L, 62-64	Baton Rouge, La.
---------	-----	-------------	----------	------------------

1955-56

Jan. 3	LSU	#5 N. Carolina	L, 69-95	Chapel Hill, N. C.
Jan. 14	LSU	#5 Kentucky	L, 65-107	Lexington, Ky.
Feb. 11	LSU	#4 Vanderbilt	L, 68-107	Nashville, Tenn.
Feb.	LSU	#7 Alabama	L, 59-77	Baton Rouge, La.

1956-57

Jan. 12	LSU	#3 Kentucky	L, 46-51	Baton Rouge, La.
---------	-----	-------------	----------	------------------

1957-58

Jan.	LSU	#9 Kentucky	L, 52-97	Lexington, Ky.
------	-----	-------------	----------	----------------

1958-59

Jan. 10	LSU	#1 Kentucky	L, 61-76	Baton Rouge, La.
Feb. 14	LSU	#4 Auburn	L, 67-115	Auburn, Ala.
Feb. 21	LSU	#5 Miss. State	L, 67-75	Baton Rouge, La.

1959-60

Feb. 8	LSU	#6 Georgia Tech	L, 56-76	Atlanta, Ga.
--------	-----	-----------------	----------	--------------

1960-61

Dec.	LSU	#8 Duke	L, 74-80	Durham, N.C.
Dec.	LSU	#5 N. Carolina	L, 61-77	Chapel Hill, N.C.
Dec.	LSU	#5 Louisville	L, 53-72	Baton Rouge, La.

1961-62

Jan. 12	LSU	#3 Kentucky	L, 63-84	Lexington, Ky.
Feb. 3	LSU	#10 Miss. State	L, 66-87	Starkville, Miss.
Feb. 24	LSU	#5 Miss. State	L, 48-58	Baton Rouge, La.

1962-63

Feb. 9	LSU	#6 Georgia Tech	W, 56-54	Baton Rouge, La.
Feb. 23	LSU	#8 Miss. State	L, 64-99	Baton Rouge, La.

1963-64

Dec. 26	LSU	#9 Oregon State	L, 57-87	Portland, Ore.
Jan. 10	LSU	#2 Kentucky	L, 84-103	Lexington, Ky.
Feb. 15	LSU	#8 Auburn	W, 86-66	Baton Rouge, La.

1964-65

Feb. 8	LSU	#9 Vanderbilt	L, 85-96	Baton Rouge, La.
March 8	LSU	#5 Vanderbilt	L, 60-106	Nashville, Tenn.

1965-66

Jan. 24	LSU	#2 Kentucky	L, 85-111	Lexington, Ky.
Jan. 29	LSU	#4 Vanderbilt	L, 66-98	Nashville, Tenn.
Feb. 26	LSU	#5 Vanderbilt	L, 84-102	Baton Rouge, La.

1966-67

Jan. 30	LSU	#9 Vanderbilt	L, 77-79	Nashville, Tenn.
March 4	LSU	#8 Tennessee	L, 60-87	Knoxville, Tenn.



Tasmin Mitchell, Darrel Mitchell and Ben Voogd celebrate after beating #9 Texas to advance to the Final Four of the 2006 NCAA Tournament.

1967-68

Jan. 27	LSU	#9 Kentucky	L, 95-121	Baton Rouge, La.
Jan. 29	LSU	#7 Vanderbilt	L, 91-99	Baton Rouge, La.
Feb. 3	LSU	#10 Kentucky	L, 96-109	Lexington, Ky.
Feb 5	LSU	#6 Tennessee	L, 67-87	Baton Rouge, La.

1968-69

Jan. 25	LSU	#5 Kentucky	L, 96-108	Baton Rouge, La.
Feb. 22	LSU	#6 Kentucky	L, 89-103	Lexington, Ky.

1969-70

Dec. 23	LSU	#2 UCLA	L, 84-133	Los Angeles, Calif.
Jan. 24	LSU	#2 Kentucky	L, 96-109	Lexington, Ky.
Feb. 21	LSU	#2 Kentucky	L, 105-121	Baton Rouge, La.
March 19	LSU	#8 Marquette	L, 79-101	New York, N. Y.

1970-71

Jan. 2	LSU	#4 S. California	L, 76-80	Los Angeles, Calif.
Jan. 25	LSU	#8 Tennessee	W, 80-70	Baton Rouge, La.

1972-73

Feb. 10	LSU	#6 Alabama	W, 72-70	Baton Rouge, La.
---------	-----	------------	----------	------------------

1973-74

Jan. 12	LSU	#6 Vanderbilt	W, 84-81	Baton Rouge, La.
Jan. 19	LSU	#10 Alabama	L, 79-80	Baton Rouge, La.
Feb. 11	LSU	#5 Vanderbilt	L, 88-91	Nashville, Tenn.
Feb. 18	LSU	#10 Alabama	L, 87-99	Tuscaloosa, Ala.

1974-75

Nov. 29	LSU	#10 S. California	L, 87-100	Los Angeles, Calif.
Jan. 4	LSU	#9 Kentucky	L, 80-115	Lexington, Ky.
Jan. 18	LSU	#7 Alabama	L, 67-93	Tuscaloosa, Ala.
Feb. 3	LSU	#5 Kentucky	L, 76-77	Baton Rouge, La.
Feb. 17	LSU	#7 Alabama	L, 76-80	Baton Rouge, La.

1975-76

Jan. 26	LSU	#10 Tennessee	L, 92-105	Baton Rouge, La.
Feb. 23	LSU	#9 Tennessee	L, 71-80	Knoxville, Tenn.

1976-77

Jan. 8	LSU	#4 Alabama	L, 77-80	Tuscaloosa, Ala.
Jan. 22	LSU	#6 Kentucky	L, 72-87	Lexington, Ky.
Feb. 5	LSU	#8 Alabama	L, 70-77	Baton Rouge, La.
Feb. 19	LSU	#2 Kentucky	L, 76-90	Baton Rouge, La.

1977-78

Dec. 29	LSU	#3 Arkansas	L, 62-67	Baton Rouge, La.
Jan. 14	LSU	#1 Kentucky	L, 76-96	Lexington, Ky.
Feb. 11	LSU	#1 Kentucky	W, 95-94	Baton Rouge, La.

1978-79

Jan. 6	#7 LSU	#9 Kentucky	W, 93-89	Lexington, Ky.
March 16	#7 LSU	#3 Michigan St.	L, 71-87	Indianapolis, Ind.

1979-80

Jan. 20	#14 LSU	#1 DePaul	L, 75-78	Chicago, Ill.
Jan. 28	#11 LSU	#5 Kentucky	W, 65-60	Lexington, Ky.
Feb. 24	#5 LSU	#3 Kentucky	L, 74-76	Baton Rouge, La.
March 1	#5 LSU	#2 Kentucky	W, 80-78	Birmingham, Ala.
March 16	#3 LSU	#2 Louisville	L, 66-86	Houston, Texas

1980-81

Jan. 19	#6 LSU	#3 Kentucky	W, 81-67	Baton Rouge, La.
Jan. 24	#5 LSU	#8 Tennessee	W, 80-63	Baton Rouge, La.
Feb. 21	#4 LSU	#8 Tennessee	W, 66-65	Baton Rouge, La.
March 1	#2 LSU	#9 Kentucky	L, 71-73	Lexington, Ky.
March 28	#4 LSU	#9 Indiana	L, 49-67	Philadelphia, Pa.
March 30	#4 LSU	#5 Virginia	L, 74-78	Philadelphia, Pa.

1981-82

Jan. 25	LSU	#9 Kentucky	L, 65-76	Lexington, Ky.
Feb. 10	LSU	#10 Alabama	W, 73-68	Baton Rouge, La.
Feb. 27	LSU	#7 Kentucky	W, 94-78	Baton Rouge, La.

1982-83

Dec. 20	LSU	#4 UCLA	L, 68-82	Los Angeles, Calif.
Jan. 5	LSU	#3 Kentucky	L, 50-52	Lexington, Ky.
March 5	LSU	#7 Kentucky	W, 74-60	Baton Rouge, La.

1983-84

Dec. 6	#9 LSU	#6 Houston	L, 91-100	Baton Rouge, La.
Jan. 7	#9 LSU	#2 Kentucky	L, 80-96	Baton Rouge, La.
Jan. 29	#10 LSU	#1 N. Carolina	L, 79-90	Chapel Hill, N.C.
March 5	LSU	#3 Kentucky	L, 68-90	Lexington, Ky.

1984-85

Feb. 16	LSU	#8 Syracuse	L, 64-76	Syracuse, N. Y.
---------	-----	-------------	----------	-----------------

1985-86

March 1	LSU	#8 Kentucky	L, 52-54	Baton Rouge, La.
March 1	LSU	#5 Kentucky	L, 57-68	Lexington, Ky.
March 7	LSU	#4 Kentucky	L, 58-61	Lexington, Ky.
March 20	LSU	#6 Georgia Tech	W, 70-64	Atlanta, Ga.
March 22	LSU	#3 Kentucky	W, 59-57	Atlanta, Ga.
March 29	LSU	#7 Louisville	L, 77-88	Dallas, Texas

1986-87

March 8	LSU	#9 Alabama	L, 62-69	Atlanta, Ga.
March 17	LSU	#8 Temple	W, 72-62	Chicago, Ill.
March 20	LSU	#5 DePaul	W, 63-58	Cincinnati, Ohio
March 22	LSU	#3 Indiana	L, 76-77	Cincinnati, Ohio

1987-88

Jan. 11	LSU	#8 Oklahoma	W, 84-77	New Orleans, La.
Jan. 23	LSU	#4 Kentucky	L, 61-76	Baton Rouge, La.
March 12	LSU	#6 Kentucky	L, 80-86	Baton Rouge, La.

1988-89

Dec. 22	LSU	#5 Illinois	L, 100-127	Baton Rouge, La.
Jan. 28	LSU	#2 Georgetown	W, 82-80	New Orleans, La.

1989-90

Jan. 28	#16 LSU	#5 UNLV	W, 107-105	Baton Rouge, La.
---------	---------	---------	------------	------------------

1990-91

Dec. 8	#18 LSU	#2 Arizona	W, 92-82	Baton Rouge, La.
Feb. 5	#19 LSU	#10 Kentucky	W, 107-88	Baton Rouge, La.
Feb. 10	#19 LSU	#6 Duke	L, 70-88	Durham, N. C.

1991-92

Dec. 7	#16 LSU	#3 Arizona	L, 67-87	Tucson, Ariz.
Jan. 14	LSU	#9 Alabama	W, 89-81	Tuscaloosa, Ala.
Feb. 8	#22 LSU	#1 Duke	L, 67-77	Baton Rouge, La.
March 3	#23 LSU	#7 Arkansas	L, 92-106	Fayetteville, Ark.
March 14	#23 LSU	#9 Kentucky	L, 74-80	Birmingham, Ala.
March 21	#25 LSU	#5 Indiana	L, 79-89	Boise, Idaho

1992-93

Dec. 22	LSU	#1 Duke	L, 67-96	Lahaina, Hawaii
Jan. 26	LSU	#4 Kentucky	L, 67-105	Lexington, Ky.
March 13	LSU	#5 Vanderbilt	W, 72-62	Lexington, Ky.
March 14	LSU	#4 Kentucky	L, 65-82	Lexington, Ky.

1993-94

Dec. 18	#25 LSU	#9 UCLA	L, 80-100	Los Angeles, Calif.
Jan. 11	LSU	#4 Arkansas	L, 83-84	Fayetteville, Ark.
Jan. 22	LSU	#4 North Carolina	L, 65-88	New Orleans, La.
March 2	LSU	#1 Arkansas	L, 105-108	Baton Rouge, La.

1994-95

Dec. 17	LSU	#2 UCLA	L, 72-92	Baton Rouge, La.
Jan. 31	LSU	#8 Arkansas	L, 81-105	Fayetteville, Ark.
Feb. 22	LSU	#8 Arkansas	L, 90-92	Baton Rouge, La.
March 4	LSU	#5 Kentucky	L, 80-127	Lexington, Ky.

1995-96

Jan. 16	LSU	#2 Kentucky	L, 97-129	Baton Rouge, La.
---------	-----	-------------	-----------	------------------

1996-97

Nov. 25	LSU	#2 Kansas	L, 53-82	Lahaina, Hawaii
Dec. 15	LSU	#5 Michigan	L, 59-70	Auburn Hills, Mich.
Feb. 12	LSU	#4 Kentucky	L, 48-84	Lexington, Ky.

1997-98

Feb. 4	LSU	#8 Kentucky	L, 61-63	Baton Rouge, La.
--------	-----	-------------	----------	------------------

1998-99

Jan. 30	LSU	#6 Kentucky	L, 62-86	Lexington, Ky.
Feb. 6	LSU	#6 Auburn	L, 54-80	Auburn, Ala.
Feb. 13	LSU	#10 Arizona	L, 71-78	Tucson, Ariz.

1999-00

Jan. 12	LSU	#10 Florida	L, 57-82	Gainesville, Fla.
Jan. 29	LSU	#5 Arizona	W, 86-60	Baton Rouge, La.
Feb. 9	LSU	#9 Auburn	W, 83-68	Baton Rouge, La.

2000-01

Dec. 20	LSU	#1 Arizona	L, 75-88	Tucson, Ariz.
---------	-----	------------	----------	---------------

2001-02

Jan. 16	LSU	#2 Florida	L, 70-102	Gainesville, Fla.
Feb. 2	LSU	#7 Alabama	L, 48-57	Baton Rouge, La.
Feb. 9	LSU	#7 Kentucky	L, 56-68	Baton Rouge, La.

2002-03

Dec. 21	LSU	#1 Arizona	W, 66-65	Baton Rouge, La.
Jan. 11	LSU	#7 Mississippi St.	W, 85-72	Baton Rouge, La.
Jan. 28	LSU	#4 Florida	L, 53-70	Baton Rouge, La.
Feb. 14	LSU	#3 Kentucky	L, 57-68	Lexington, Ky.
March 14	LSU	#7 Florida	W, 65-61	New Orleans, La.

2003-04

Feb. 26	LSU	#7 Miss. State	L, 58-84	Starkville, Miss.
Feb. 29	LSU	#9 Kentucky	L, 64-70	Baton Rouge, La.

2004-05

Jan. 22	LSU	#8 Kentucky	L, 58-89	Lexington, Ky.
March 12	LSU	#7 Kentucky	L, 78-79	Atlanta, Ga.

2005-06

Jan. 7	LSU	#2 Connecticut	L, 76-77	Hartford, Conn.
Feb. 11	LSU	#7 Florida	L, 62-71	Gainesville, Fla.
March 23	#19 LSU	#1 Duke	W, 62-54	Atlanta, Ga.
March 25	#19 LSU	#9 Texas	W, 70-60	Atlanta, Ga.

2006-07

Dec. 5	#9 LSU	#6 Texas A&M	W, 64-52	Baton Rouge, La.
Feb. 24	LSU	#3 Florida	W, 66-56	Baton Rouge, La.

2008-09

March 19	#21 LSU	#1 N. Carolina	L, 70-84	Greensboro, N.C.
----------	---------	----------------	----------	------------------

2009-10

Feb. 6	LSU	#4 Kentucky	L, 55-81	Baton Rouge, La.
--------	-----	-------------	----------	------------------

2009-10 -- Record 11-20, 2-14 in the SEC

	GM	MIN	FG-FGA	PCT.	3FG-FGA	PCT.	FT-FTA	PCT.	REB-AVG.	PF	A	TO	BLK	STL	PTS-AVG
LSU	31	6225	690-1726	.400	141-492	.287	384-552	.696	1112-35.9	547	352	397	116	190	1905-61.5
Opponents	31	6225	722-1675	.431	204-589	.346	411-618	.665	1082-34.9	534	326	384	123	216	2059-66.4

2008-09 -- Record 27-8, 13-3 in the SEC, SEC Champions, NCAA Tournament

	GM	MIN	FG-FGA	PCT.	3FG-FGA	PCT.	FT-FTA	PCT.	REB-AVG.	PF	A	TO	BLK	STL	PTS-AVG
LSU	35	7050	937-2093	.448	213-572	.372	530-740	.716	1365-39.0	609	529	425	212	267	2617-74.8
Opponents	35	7050	820-2005	.409	188-596	.315	488-705	.692	1185-33.9	633	332	461	111	214	2316-66.2

2007-08 -- Record 13-18, 6-10 in the SEC

	GM	MIN	FG-FGA	PCT.	3FG-FGA	PCT.	FT-FTA	PCT.	REB-AVG.	PF	A	TO	BLK	STL	PTS-AVG
LSU	31	6225	722-1800	.429	201-624	.322	386-521	.741	1108-35.7	520	362	428	196	186	2131-68.7
Opponents	31	6225	795-1884	.422	210-608	.345	345-515	.670	1164-37.5	509	391	415	112	208	2145-69.2

2006-07 -- Record 17-15, 5-11 in the SEC

	GM	MIN	FG-FGA	PCT.	3FG-FGA	PCT.	FT-FTA	PCT.	REB-AVG.	PF	A	TO	BLK	STL	PTS-AVG
LSU	32	6450	800-1774	.451	174-517	.337	403-572	.705	1205-37.7	493	445	452	155	218	2177-68.0
Opponents	32	6450	732-1810	.404	191-585	.326	352-505	.697	1026-32.1	506	322	399	95	217	2007-62.7

2005-06 -- Record 27-9, 14-2 in the SEC, SEC Champions, NCAA Final Four

	GM	MIN	FG-FGA	PCT.	3FG-FGA	PCT.	FT-FTA	PCT.	REB-AVG.	PF	A	TO	BLK	STL	PTS-AVG
LSU	36	7250	972-2092	.465	147-454	.324	542-786	.690	1447-40.2	567	547	555	236	298	2633-73.1
Opponents	36	7250	852-2137	.399	233-677	.344	362-522	.693	1167-32.4	662	385	543	150	233	2299-63.9

2004-05 -- Record 20-10, 12-4 in the SEC, SEC Western Division Champions, NCAA Tournament

	GM	MIN	FG-FGA	PCT.	3FG-FGA	PCT.	FT-FTA	PCT.	REB-AVG.	PF	A	TO	BLK	STL	PTS-AVG
LSU	30	6125	776-1690	.459	205-571	.359	500-685	.730	1097-36.6	490	442	405	127	209	2257-75.2
Opponents	30	6125	776-1746	.444	225-593	.379	365-532	.686	963-32.1	572	353	376	81	189	2142-71.4

2003-04 -- Record 18-11, 8-8 in the SEC, NIT Tournament

	GM	MIN	FG-FGA	PCT.	3FG-FGA	PCT.	FT-FTA	PCT.	REB-AVG.	PF	A	TO	BLK	STL	PTS-AVG
LSU	29	5800	656-1487	.441	168-500	.336	444-678	.655	1065-36.7	460	346	426	122	176	1924-66.3
Opponents	29	5800	695-1675	.415	172-491	.350	289-446	.648	960-33.1	560	335	358	82	216	1851-63.8

2002-03 -- Record 21-11, 8-8 in the SEC, NCAA Tournament

	GM	MIN	FG-FGA	PCT.	3FG-FGA	PCT.	FT-FTA	PCT.	REB-AVG	PF	A	TO	BLK	STL	PTS-AVG
LSU	32	6400	851-1767	.482	215-571	.377	409-633	.646	1124-35.1	525	515	446	132	255	2326-72.7
Opponents	32	6400	736-1792	.411	204-577	.354	354-524	.676	1048-32.8	592	359	501	78	238	2030-63.4

2001-02 -- Record 19-15, 6-10 in the SEC, NIT Second Round

	GM	MIN	FG-FGA	PCT.	3FG-FGA	PCT.	FT-FTA	PCT.	REB-AVG	PF	A	TO	BLK	STL	PTS-AVG
LSU	34	6850	850-1860	.457	204-561	.364	420-626	.671	1217-35.8	572	467	517	79	280	2324-68.4
Opponents	34	6850	797-1913	.417	226-684	.330	356-575	.619	1130-33.2	595	402	511	93	263	2176-64.0

2000-01 -- Record 13-16, 2-14 in the SEC

	GM	MIN	FG-FGA	PCT.	3FG-FGA	PCT.	FT-FTA	PCT.	REB-AVG	PF	A	TO	BLK	STL	PTS-AVG
LSU	29	5850	720-1624	.443	194-544	.357	435-629	.692	1020-35.2	507	438	454	65	257	2069-71.3
Opponents	29	5850	717-1643	.436	211-572	.369	334-498	.671	994-34.3	567	405	489	75	225	1979-68.2

1999-2000 -- Record 28-6, 12-4 in the SEC, SEC Champions, NCAA Sweet 16

	GM	MIN	FG-FGA	PCT.	3FG-FGA	PCT.	FT-FTA	PCT.	REB-AVG	PF	A	TO	BLK	STL	PTS-AVG
LSU	34	6800	915-1880	.487	196-558	.351	552-858	.643	1373-40.4	549	503	593	180	313	2578-75.8
Opponents	34	6800	781-2046	.382	233-745	.313	337-531	.635	1100-32.4	743	402	461	60	265	2132-62.7

1998-99 -- Record 12-15, 4-12 in the SEC

	GM	MIN	FG-FGA	PCT.	3FG-FGA	PCT.	FT-FTA	PCT.	REB-AVG	PF	A	TO	BLK	STL	PTS-AVG
LSU	27	5500	625-1461	.428	154-451	.341	389-605	.643	1071-39.7	497	372	534	102	189	1793-66.4
Opponents	27	5500	676-1675	.404	177-519	.341	332-493	.673	949-35.1	537	355	384	69	290	1861-68.9

1997-98 -- Record 9-18, 2-14 in the SEC

	GM	MIN	FG-FGA	PCT.	3FG-FGA	PCT.	FT-FTA	PCT.	REB-AVG	PF	A	TO	BLK	STL	PTS-AVG
LSU	27	5400	579-1364	.425	140-425	.329	382-592	.645	972-36.0	469	314	487	47	166	1680-62.2
Opponents	27	5400	655-1546	.424	151-452	.334	304-464	.655	886-32.8	532	315	379	119	246	1765-65.4

1996-97 -- Record 10-20, 3-13 in the SEC

	GM	MIN	FG-FGA	PCT.	3FG-FGA	PCT.	FT-FTA	PCT.	REB-AVG	PF	A	TO	BLK	STL	PTS-AVG
LSU	30	5550	730-1765	.414	107-375	.285	433-624	.694	1172-39.1	585	415	548	96	221	2000-66.7
Opponents	30	5550	721-1745	.413	221-605	.365	451-675	.667	1066-35.5	562	442	469	88	301	2114-70.5

1995-96 -- Record 12-17, 4-12 in the SEC

	GM	MIN	FG-FGA	PCT.	3FG-FGA	PCT.	FT-FTA	PCT.	REB-AVG	PF	A	TO	BLK	STL	PTS-AVG
LSU	29	5800	809-1911	.423	194-614	.316	453-673	.673	1201-41.4	614	438	481	102	273	2265-78.1
Opponents	29	5800	786-1823	.431	221-646	.342	507-758	.669	1146-39.5	593	482	473	88	238	2300-79.3

1994-95 -- Record 12-15, 6-10 in the SEC

	GM	MIN	FG-FGA	PCT.	3FG-FGA	PCT.	FT-FTA	PCT.	REB-AVG	PF	A	TO	BLK	STL	PTS-AVG
LSU	27	4645	791-1770	.447	185-541	.342	384-572	.671	1103-40.9	637	479	521	120	241	2151-79.7
Opponents	27	4645	718-1666	.431	226-629	.359	529-784	.675	1022-37.9	541	449	486	86	269	2191-81.2

1993-94 -- Record 11-16, 5-11 in the SEC

	GM	MIN	FG-FGA	PCT.	3FG-FGA	PCT.	FT-FTA	PCT.	REB-AVG	PF	A	TO	BLK	STL	PTS-AVG
LSU	27	5450	776-1808	.429	194-564	.326	425-651	.653	1035-38.3	576	371	434	68	271	2161-80.0
Opponents	27	5450	809-1655	.489	164-484	.339	413-671	.616	1982-40.1	543	491	515	119	172	2195-81.3



1992-93 -- Record 22-11, 9-7 in the SEC, NCAA Tournament Participant

	GM	MIN	FG-FGA	PCT.	3FG-FGA	PCT.	FT-FTA	PCT.	REB-AVG	PF	A	TO	BLK	STL	PTS-AVG
LSU	33	6625	944-2155	.438	193-525	.368	516-754	.684	1291-39.1	600	493	486	100	316	2597-78.7
Opponents	33	6625	919-1982	.464	192-595	.323	403-647	.623	1208-36.6	652	530	592	158	237	2433-73.7

1991-92 -- Records 21-10, 12-4 in the SEC, NCAA Tournament Participant

	GM	MIN	FG-FGA	PCT.	3FG-FGA	PCT.	FT-FTA	PCT.	REB-AVG	PF	A	TO	BLK	STL	PTS-AVG
LSU	31	6225	1000-2039	.490	187-510	.367	526-820	.642	1308-42.2	574	519	533	206	311	2713-87.5
Opponents	31	6225	869-2064	.421	181-557	.325	435-643	.677	1170-37.7	622	450	535	78	242	2354-75.9

1990-91 -- Record 20-10, 13-5 in the SEC, SEC Champions, NCAA Tournament Participant

	GM	MIN	FG-FGA	PCT.	3FG-FGA	PCT.	FT-FTA	PCT.	REB-AVG	PF	A	TO	BLK	STL	PTS-AVG
LSU	30	6000	1010-2040	.495	120-368	.326	573-840	.682	1316-43.9	572	566	538	198	316	2713-90.4
Opponents	30	6000	903-2129	.424	190-537	.354	427-621	.688	1161-38.7	634	479	537	76	260	2423-80.8

1989-90 -- Record 23-9, 12-6 in the SEC, NCAA Tournament Participant

	GM	MIN	FG-FGA	PCT.	3FG-FGA	PCT.	FT-FTA	PCT.	REB-AVG	PF	A	TO	BLK	STL	PTS-AVG
LSU	32	6475	1116-2194	.509	153-426	.359	536-804	.667	1457-45.5	661	526	514	225	255	2921-91.3
Opponents	32	6475	901-2222	.405	257-734	.350	561-800	.701	1223-38.2	676	461	471	83	274	2620-81.9

1988-89 -- Record 20-12, 11-7 in the SEC, NCAA Tournament Participant

	GM	MIN	FG-FGA	PCT.	3FG-FGA	PCT.	FT-FTA	PCT.	REB-AVG	PF	A	TO	BLK	STL	PTS-AVG
LSU	32	6450	1115-2303	.484	179-461	.388	557-723	.770	1236-38.6	654	525	436	103	267	2966-92.7
Opponents	32	6450	1096-2263	.484	163-452	.361	506-752	.674	1344-42.0	636	545	519	114	231	2861-89.4

1987-88 -- Record 16-14, 10-8 in the SEC, NCAA Tournament Participant

	GM	MIN	FG-FGA	PCT.	3FG-FGA	PCT.	FT-FTA	PCT.	REB-AVG	PF	A	TO	BLK	STL	PTS-AVG
LSU	30	6025	798-1732	.461	87-260	.335	430-612	.703	1080-36.0	587	468	440	53	219	2113-70.4
Opponents	30	6025	769-1713	.449	118-356	.331	416-602	.691	1039-34.6	557	400	437	77	173	2072-69.1

1986-87 -- Record 24-15, 8-10 in the SEC, NCAA Elite 8

	GM	MIN	FG-FGA	PCT.	3FG-FGA	PCT.	FT-FTA	PCT.	REB-AVG	PF	A	TO	BLK	STL	PTS-AVG
LSU	39	7900	1047-2261	.463	181-451	.401	510-782	.652	1401-35.9	747	527	602	118	352	2785-71.3
Opponents	39	7900	973-2240	.435	150-385	.390	569-776	.733	1417-36.3	780	418	638	112	256	2658-67.9

1985-86 -- Record 26-12, 9-9 in the SEC, NCAA Final Four

	GM	MIN	FG-FGA	PCT.	FT-FTA	PCT.	REB-AVG	PF	A	TO	BLK	STL	PTS-AVG
LSU	38	7650	1170-2327	.503	537-716	.750	1298-34.2	657	577	549	75	306	2877-75.7
Opponents	38	7650	1113-2257	.493	453-645	.702	1220-32.1	710	560	609	118	241	2679-70.5

1984-85 -- Record 19-10, 13-5 in the SEC, NCAA Tournament Participant

	GM	MIN	FG-FGA	PCT.	FT-FTA	PCT.	REB-AVG	PF	A	TO	BLK	STL	PTS-AVG
LSU	29	5810	875-1745	.501	379-531	.714	1020-35.2	571	468	444	65	224	2129-73.4
Opponents	29	5810	773-1636	.472	467-634	.737	918-31.3	545	361	447	62	189	2013-69.4

1983-84 -- Record 18-11, 11-7 in the SEC, NCAA Tournament Participant

	GM	MIN	FG-FGA	PCT.	FT-FTA	PCT.	REB-AVG	PF	A	TO	BLK	STL	PTS-AVG
LSU	29	5866	826-1767	.467	508-744	.656	1084-37.4	575	406	465	62	275	2160-74.5
Opponents	29	5866	770-1636	.471	533-747	.714	1079-37.2	655	366	515	82	167	2073-71.5

LSU / Year-by-Year Team Statistics

1982-83 -- Record 19-13, 10-8 in the SEC, NIT Participant

	GM	MIN	FG-FGA	PCT.	FT-FTA	PCT.	REB-AVG	PF	A	BLK	STL	PTS-AVG
LSU	32	6475	917-1882	.487	500-753	.664	1190-37.2	663	405	80	272	2334-72.9
Opponents	32	6475	858-1848	.464	439-655	.670	1078-33.7	669	400	80	175	2155-67.3

1981-82 -- Record 14-14, 11-7 in the SEC, NIT Participant

	GM	MIN	FG-FGA	PCT.	FT-FTA	PCT.	REB-AVG	PF	A	BLK	STL	PTS-AVG
LSU	28		762-1589	.480	377-570	.661	825-29.8	570	302	30	209	1901-67.9
Opponents	28		759-1485	.511	378-557	.679	994-35.5	576	389	81	125	1896-67.7

1980-81 -- Record 31-5, 17-1 in the SEC, SEC Champions, NCAA Final Four

	GM	MIN	FG-FGA	PCT.	FT-FTA	PCT.	REB-AVG	PF	A	PTS-AVG	
LSU	36		1098-2144	.512	653-944	.692	1323-36.7	727	527		2851-79.2
Opponents	36		971-2060	.471	507-705	.719	1180-32.8	848	467		2449-68.0

1979-80 -- Record 26-6, 14-4 in the SEC, SEC Tournament Champs, NCAA Elite 8

	GM	FG-FGA	PCT.	FT-FTA	PCT.	REB-AVG.	PF	A	PTS-AVG
LSU	32	1019-2002	.509	489-689	.710	1210-37.8	669	446	2528-79.0
OPPONENT	32	912-1891	.482	464-678	.684	1053-32.9	669	421	2288-71.5

1978-79 -- Record 23-6, 14-4 in the SEC, SEC Champions, NCAA Tournament Participant

	GM	FG-FGA	PCT.	FT-FTA	PCT.	REB-AVG.	PF	A	PTS-AVG
LSU	29	964-1852	.521	473-705	.671	1226-42.3	697	424	2401-82.8
OPPONENT	29	820-1812	.453	528-764	.691	1006-34.7	662	325	2168-74.8

1977-78 -- Record 18-9, 12-6 in the SEC

	GM	FG-FGA	PCT.	FT-FTA	PCT.	REB-AVG.	PF	A	PTS-AVG
LSU	27	899-1867	.480	473-709	.667	1247-46.2	675	335	2271-84.1
OPPONENT	27	771-1741	.443	496-703	.710	1012-37.5	645	274	2038-75.5

1976-77 -- Record 15-12, 8-10 in the SEC

	GM	FG-FGA	PCT.	FT-FTA	PCT.	REB-AVG.	PF	A	PTS-AVG
LSU	27	853-1879	.451	456-655	.696	1228-45.5	638	520	2162-80.1
OPPONENT	27	839-1865	.449	461-652	.707	1127-41.7	600	468	2139-79.2

1975-76 -- Record 12-14, 5-13 in the SEC

	GM	FG-FGA	PCT.	FT-FTA	PCT.	REB-AVG.	PF	A	PTS-AVG
LSU	26	877-1854	.473	392-587	.668	1126-43.3	593	538	2146-82.5
OPPONENT	26	843-1857	.454	428-632	.677	1146-44.1	576	410	2114-81.3

1974-75 -- Record 10-16, 6-12 in the SEC

	GM	FG-FGA	PCT.	FT-FTA	PCT.	REB-AVG.	PF	A	PTS-AVG
LSU	26	889-1939	.459	392-559	.701	1092-42.0	583	616	2170-83.5
OPPONENT	26	952-1967	.484	427-587	.729	1226-47.2	578	499	2331-89.7

1973-74 -- Record 12-14, 6-12 in the SEC

	GM	FG-FGA	PCT.	FT-FTA	PCT.	REB-AVG.	PF	A	PTS-AVG
LSU	26	864-1771	.488	401-568	.706	1106-42.5	639	449	2129-81.9
OPPONENT	26	796-1781	.447	457-664	.710	1140-43.9	462	330	2047-78.7

1972-73 -- Record 14-10, 9-9 in the SEC

	GM	FG-FGA	PCT.	FT-FTA	PCT.	REB-AVG.	PF	A	PTS-AVG
LSU	24	711-1472	.483	398-553	.720	954-39.8	520	336	1820-75.8
OPPONENT	24	726-1602	.453	360-522	.689	1000-41.7	526	362	1812-75.5

1971-72 -- Record 10-16, 6-12 in the SEC

	GM	FG-FGA	PCT.	FT-FTA	PCT.	REB-AVG.	PF	A	PTS-AVG
LSU	26	780-1639	.476	440-660	.667	1113-42.8	554-27	413	2000-76.9
OPPONENT	26	807-1786	.452	521-728	.716	1152-44.3	496-21	----	2135-82.1

1970-71 -- Record 14-12, 10-8 in the SEC

	GM	FG-FGA	PCT.	FT-FTA	PCT.	REB-AVG.	PF	A	PTS-AVG
LSU	26	897-1725	.520	433-664	.652	1197-46.0	471	440	2227-85.6
OPPONENT	26	874-1985	.440	441-608	.752	1140-43.8	497	----	2189-84.1

1969-70 -- Record 22-10, 13-5 in the SEC, NIT Semifinalist

	GM	FG-FGA	PCT.	FT-FTA	PCT.	REB-AVG.	PF	A	PTS-AVG
LSU	32	1159-2403	.482	667-917	.727	1691-52.8	660	450	2985-93.3
OPPONENT	32	1117-2497	.447	626-928	.675	1485-46.4	670	----	2860-89.4

1968-69 -- Record 13-13, 7-11 in the SEC

	GM	FG-FGA	PCT.	FT-FTA	PCT.	REB-AVG.	PF	A	PTS-AVG
LSU	26	935-1949	.480	446-653	.683	1197-46.0	502	334	2316-89.1
OPPONENT	26	903-2003	.451	469-671	.699	1326-51.0	503	----	2275-87.5

1967-68 -- Record 14-12, 8-10 in the SEC

	GM	FG-FGA	PCT.	FT-FTA	PCT.	REB-AVG.	PF	A	PTS-AVG
LSU	26	905-1933	.468	498-697	.714	1152-44.3	543	297	2308-88.7
OPPONENT	26	885-1939	.456	499-715	.697	1346-51.7	522	----	2239-86.1

Starting Lineups - Since 1974-75 (Lineups compiled based on most starts and lineups at end of season)

2010

G	Bo Spencer	So.	14.5 ppg	2.5 rpg
G	Chris Bass	So.	2.3 ppg	2.4 rpg
G	Aaron Dotson	Fr.	3.2 ppg	1.3 rpg
F	Storm Warren	So.	11.8 ppg	7.2 rpg
F	Tasmin Mitchell	Jr.	16.8 ppg	9.4 rpg

2009

G	Marcus Thornton	Sr.	21.1 ppg	5.5 rpg
G	Bo Spencer	So.	11.4 ppg	2.9 rpg
G	Garrett Temple	Sr.	7.1 ppg	4.5 rpg
C	Chris Johnson	Sr.	7.7 ppg	7.2 rpg
F	Tasmin Mitchell	Jr.	16.4 ppg	7.2 rpg

2008

G	Marcus Thornton	Jr.	19.6 ppg	5.6 rpg
G	Garrett Temple	Jr.	6.4 ppg	4.2 rpg
G	Terry Martin	Jr.	8.3 ppg	2.5 rpg
F	Anthony Randolph	Fr.	15.6 ppg	8.5 rpg
C	Chris Johnson	Jr.	11.6 ppg	6.6 rpg

2007

G	Garrett Temple	So.	8.6 ppg	3.7 rpg
G	Terry Martin	So.	10.5 ppg	2.8 rpg
F	Darnell Lazare	Sr.	7.4 ppg	4.5 rpg
F	Tasmin Mitchell	So.	14.5 ppg	5.9 rpg
F	Glen Davis	Jr.	17.7 ppg	10.4 rpg

2006

G	Darrell Mitchell	Sr.	16.8 ppg	3.7 rpg
G	Garrett Temple	Fr.	5.1 ppg	2.6 rpg
F	Tasmin Mitchell	Fr.	11.4 ppg	5.6 rpg
F	Glen Davis	So.	18.6 ppg	9.7 rpg
F	Tyrus Thomas	Fr.	12.3 ppg	9.2 rpg

2005

G	Tack Minor	Jr.	10.8 ppg	3.9 rpg
G	Antonio Hudson	Jr.	13.1 ppg	3.2 rpg
G	Darrell Mitchell	Jr.	13.1 ppg	2.6 rpg
F	Brandon Bass	So.	17.3 ppg	9.1 rpg
F	Glen Davis	Fr.	13.5 ppg	8.8 rpg

2004

G	Xavier Whipple	So.	4.1 ppg	2.4 rpg
G	Antonio Hudson	So.	10.2 ppg	3.9 rpg
F	Brandon Bass	Fr.	12.8 ppg	7.4 rpg
F	Jaime Lloreda	Sr.	16.9 ppg	11.6 rpg
F	Regis Koundia	So.	3.9 ppg	3.6 rpg

2003

G	Torris Bright	Sr.	11.1 ppg	3.1 rpg
G	Collis Temple III	Sr.	10.8 ppg	3.5 rpg
G	Antonio Hudson	Fr.	7.5 ppg	2.9 rpg
F	Ronald Dupree	Sr.	15.8 ppg	7.8 rpg
F	Jaime Lloreda	Jr.	12.3 ppg	9.0 rpg

2002

G	Torris Bright	Jr.	13.4 ppg	3.8 rpg
G	Jermaine Williams	So.	6.3 ppg	4.6 rpg
G	Collis Temple III	Jr.	13.4 ppg	6.0 rpg
F	Ronald Dupree	Jr.	16.2 ppg	8.5 rpg
F	Brad Bridgewater	Jr.	6.7 ppg	3.9 rpg

2001

G	Torris Bright	So.	10.8 ppg	2.8 rpg
G	Collis Temple III	So.	14.1 ppg	4.6 rpg
F	Ronald Dupree	So.	17.3 ppg	8.8 rpg
F	Brian Beshara	Sr.	11.2 ppg	6.0 rpg
F	Jermaine Williams	Fr.	7.4 ppg	3.9 rpg

2000

G	Torris Bright	Fr.	10.0 ppg	3.7 rpg
G	Lamont Roland	Jr.	10.9 ppg	4.6 rpg
F	Brian Beshara	Jr.	11.0 ppg	5.1 rpg
F	Jabari Smith	Sr.	12.5 ppg	7.0 rpg
F	Stomile Swift	So.	16.2 ppg	8.2 rpg

1999

G	Maurice Carter	Sr.	17.3 ppg	5.7 rpg
G	Willie Anderson	Sr.	7.3 ppg	2.9 rpg
F	Brian Beshara	So.	11.0 ppg	5.3 rpg
F	Jabari Smith	Jr.	12.7 ppg	9.7 rpg
F	Stomile Swift	Fr.	7.6 ppg	4.3 rpg

1998

G	Maurice Carter	Jr.	14.4 ppg	3.7 rpg
G	Willie Anderson	Jr.	12.9 ppg	3.2 rpg
F	DeJuan Colling	Jr.	8.8 ppg	3.7 rpg
F	Rogers Washington	Jr.	9.2 ppg	4.1 rpg
F	Cedric Carter	Jr.	8.1 ppg	6.1 rpg

1997

G	Gene Nabors	So.	5.0 ppg	2.7 rpg
G	Maurice Carter	Fr.	9.8 ppg	2.3 rpg
F	Duane Spencer	Sr.	15.1 ppg	7.7 rpg
F	Rogers Washington	So.	8.4 ppg	4.3 rpg
F	Nick Sheppard	So.	7.1 ppg	5.7 rpg

1996

G	Gene Nabors	Fr.	5.2 ppg	4.2 rpg
G	Ronnie Henderson	Jr.	21.8 ppg	4.7 rpg
F	Roman Rubchenko	Sr.	11.2 ppg	6.9 rpg
F	Duane Spencer	Jr.	7.9 ppg	5.7 rpg
G	Deuce Ford	Jr.	11.5 ppg	5.4 rpg

1995

G	Randy Livingston	Fr.	14.0 ppg	4.0 rpg
G	Ronnie Henderson	So.	23.3 ppg	5.3 rpg
F	Clarence Caesar	Sr.	12.6 ppg	7.0 rpg
F	Landers Nolley	Jr.	10.7 ppg	4.7 rpg
F	Roman Rubchenko	Jr.	9.8 ppg	5.9 rpg

1994

G	Jaime Brandon	Jr.	16.5 ppg	5.7 rpg
G	Andre' Owens	Sr.	9.0 ppg	1.6 rpg
G	Sean Gipson	Sr.	5.7 ppg	5.1 rpg
F	Clarence Carter	Jr.	14.6 ppg	6.3 rpg
F	Lenear Burns	Sr.	9.3 ppg	5.4 rpg

1993

G	Mike Hansen	Sr.	5.9 ppg	1.0 rpg
C	Geert Hammink	Sr.	15.3 ppg	10.2 rpg
G	Sean Gipson	Jr.	9.2 ppg	4.9 rpg
F	Andre' Owens	Jr.	8.1 ppg	1.9 rpg
F	Clarence Caesar	Jr.	9.8 ppg	6.2 rpg

1992

G	Justin Anderson	Sr.	7.4 ppg	2.5 rpg
G	Jamie Brandon	Fr.	10.5 ppg	2.5 rpg
C	Shaquille O'Neal	Jr.	24.1 ppg	14.0 rpg
F	Vernel Singleton	Sr.	14.3 ppg	6.6 rpg
F	Clarence Caesar	So.	11.5 ppg	4.8 rpg

1991

G	Mike Hansen	So.	12.7 ppg	2.2 rpg
G	T.J. Pugh	Jr.	6.6 ppg	3.7 rpg
G	Shawn Griggs	Fr.	8.9 ppg	3.8 rpg
C	Shaquille O'Neal	So.	27.6 ppg	14.7 rpg
F	Vernel Singleton	Jr.	15.2 ppg	5.9 rpg

1990

G	Chris Jackson	So.	27.8 ppg	2.5 rpg
G	Maurice Williamson	Fr.	12.2 ppg	2.3 rpg
C	Shaquille O'Neal	Fr.	13.9 ppg	12.0 rpg
F	Wayne Sims	Jr.	7.8 ppg	4.8 rpg
F	Stanley Roberts	Fr.	14.1 ppg	9.8 rpg

1989

G	Chris Jackson	Fr.	30.2 ppg	3.4 rpg
G	Lyle Morton	So.	8.2 ppg	3.2 rpg
F	Wayne Sims	So.	13.3 ppg	7.6 rpg
F	Vernel Singleton	Fr.	10.8 ppg	7.8 rpg
F	Ricky Blanton	Sr.	20.3 ppg	8.2 rpg

1988

G	Daryle Joe	So.	11.9 ppg	2.7 rpg
G	Fess Ivin	Sr.	3.6 ppg	1.3 rpg
F	Ricky Blanton	Jr.	17.0 ppg	8.8 rpg
F	Jose Vargas	Sr.	14.5 ppg	8.2 rpg
F	Bernard Woodside	Sr.	5.8 ppg	4.2 rpg

1987

G	Danyl Joe	Fr.	8.4 ppg	2.9 rpg
G	Oliver Brown	Sr.	6.5 ppg	7.3 rpg
F	Nikita Wilson	Sr.	15.6 ppg	7.0 rpg
F	Bernard Woodside	Jr.	6.9 ppg	4.0 rpg
F	Anthony Wilson	Sr.	16.6 ppg	3.6 rpg

1986

G	Derrick Taylor	Sr.	13.8 ppg	1.7 rpg
G	Don Redden	Sr.	13.0 ppg	4.8 rpg
C	Ricky Blanton	So.	6.3 ppg	4.9 rpg
F	John Williams	So.	17.8 ppg	8.5 rpg
F	Jose Vargas	So.	3.0 ppg	2.5 rpg

1985

G	Don Redden	Jr.	9.7 ppg	2.9 rpg
G	Derrick Taylor	Jr.	9.1 ppg	1.7 rpg
F	Nikita Wilson	So.	15.0 ppg	6.9 rpg
F	John Williams	Fr.	13.4 ppg	6.6 rpg
F	Jerry Reynolds	Jr.	11.0 ppg	6.1 rpg

1984

G	Derrick Taylor	So.	13.4 ppg	1.7 rpg
G	John Tudor	Sr.	8.2 ppg	3.6 rpg
C	Leonard Mitchell	Sr.	11.9 ppg	7.2 rpg
F	Jerry Reynolds	So.	14.2 ppg	8.2 rpg
F	Nikita Wilson	Fr.	6.0 ppg	5.2 rpg

1983

G	Johnny Jones	Jr.	6.5 ppg	4.0 rpg
G	John Tudor	Jr.	6.7 ppg	3.1 rpg
F	Howard Carter	Sr.	17.6 ppg	4.7 rpg
C	Leonard Mitchell	Jr.	14.7 ppg	9.1 rpg
F	Jerry Reynolds	Fr.	10.6 ppg	6.2 rpg

1982

G	Derrick Taylor	So.	13.4 ppg	1.7 rpg
G	Johnny Jones	So.	5.0 ppg	1.1 rpg
G	John Tudor	So.	2.7 ppg	2.9 rpg
C	Leonard Mitchell	So.	13.9 ppg	7.6 rpg
F	Howard Carter	Jr.	16.7 ppg	5.6 rpg

1981

G	Ethan Martin	Sr.	11.5 ppg	2.9 rpg
G	Howard Carter	So.	16.0 ppg	4.1 rpg
C	Grey Cook	Sr.	9.2 ppg	5.3 rpg
F	Durand Macklin	Sr.	15.9 ppg	9.8 rpg
F	Leonard Mitchell	Fr.	10.8 ppg	7.2 rpg

1980

G	Ethan Martin	Jr.	11.9 ppg	1.9 rpg
G	Howard Carter	Fr.	10.5 ppg	3.4 rpg
C	Grey Cook	Jr.	4.4 ppg	5.8 rpg
F	Durand Macklin	Jr.	17.6 ppg	9.7 rpg
F	DeWayne Scales	Jr.	16.3 ppg	7.9 rpg

1979

G	Al Green	Sr.	17.7 ppg	3.4 rpg
G	Ethan Martin	So.	9.7 ppg	2.5 rpg
C	Lionel Green	Sr.	9.7 ppg	11.1 rpg
F	DeWayne Scales	So.	19.4 ppg	9.1 rpg
F	Greg Cook	So.	6.3 ppg	6.3 rpg

1978

G	Kenny Higgs	Sr.	13.7 ppg	2.2 rpg
G	Jordy Hultberg	So.	9.7 ppg	2.1 rpg
C	Lionel Green	Jr.	5.2 ppg	7.2 rpg
F	Durand Macklin	So.	19.0 ppg	10.6 rpg
F	DeWayne Scales	Fr.	12.8 ppg	9.4 rpg

1977

G	Kenny Higgs	Jr.	17.7 ppg	3.0 rpg
G	Jordy Hultberg	Fr.	12.8 ppg	2.2 rpg
C	Greg Cook	Fr.	11.5 ppg	9.2 rpg
F	Bob Miller	Sr.	8.9 ppg	2.3 rpg
F	Durand Macklin	Fr.	14.8 ppg	11.8 rpg

1976

G	Kenny Higgs	So.	22.2 ppg	3.5 rpg
G	Donald Newman	Fr.	5.5 ppg	2.3 rpg
C	Floyd Bailey	So.	11.5 ppg	8.1 rpg
F	Ed LeBlanc	Sr.	10.7 ppg	10.4 rpg
F	Lionel Green	Fr.	5.4 ppg	6.3 rpg

1975

G	Kenny Higgs	Fr.	21.7 ppg	10.0 rpg
G	Mike Darnall	Sr.	6.3 ppg	4.1 rpg
C	Ed LeBlanc	Jr.	13.7 ppg	9.9 rpg
F	Randy Herring	Sr.	5.6 ppg	3.8 rpg
F	Glenn Hansen	Sr.	21.7 ppg	10.0 rpg

SEC Basketball Champions

YEAR	LSU RANK & RECORD	CHAMPION	SEC REC	OVERALL
1932-33	4th 13-7	Kentucky	8-0	20-3
1933-34	3rd 13-3	Alabama	13-2	17-2
1934-35	1st 12-0	LSU	12-0	14-1
		Kentucky	11-0	19-2
1935-36	6th 9-6	Tennessee	8-4	15-6
1936-37	7th 7-6	Kentucky	5-3	17-5
1937-38	6th 7-6	Georgia Tech	9-2	18-2
1938-39	4th 10-5	Kentucky	5-2	16-4
1939-40	4th 8-4	Kentucky	4-4	15-6
1940-41	5th 7-5	Tennessee	8-3	17-5
1941-42	4th 8-3	Kentucky	6-2	19-6
1942-43	2nd 11-2	Tennessee	6-3	14-5
1943-44	3rd 0-4	Kentucky	0-0	19-2
1944-45	7th 3-3	Kentucky	4-1	22-4
1945-46	1st 8-0	Kentucky	6-0	28-2
1946-47	2nd 9-2	Kentucky	11-0	34-2
1947-48	11th 4-10	Kentucky	9-0	36-3
1948-49	5th 7-6	Kentucky	13-0	32-2
1949-50	9th 5-8	Kentucky	11-2	25-5
1950-51	5th 6-8	Kentucky	14-0	32-2
1951-52	2nd 9-5	Kentucky	11-2	25-5
1952-53	1st 13-0	LSU	13-0	22-3
1953-54	1st 14-0	LSU	14-0	21-5
		Kentucky	14-0	25-0
1954-55	11th 3-11	Kentucky	12-2	23-3
1955-56	9th 5-9	Alabama	14-0	21-3
1956-57	12th 1-13	Kentucky	12-2	23-5
1957-58	10th 3-11	Kentucky	12-2	23-6
1958-59	10th 2-12	Miss. State	13-1	24-1
1959-60	11th 3-11	Auburn	12-2	19-3
1960-61	6th 6-8	Miss. State	11-3	19-6
1961-62	5th 7-7	Miss. State	13-1	24-1
		Kentucky	13-1	23-3
1962-63	8th 5-9	Miss. State	12-2	22-6
1963-64	4th 8-6	Kentucky	11-3	21-6
1964-65	7th 7-9	Vanderbilt	15-1	24-4
1965-66	10th 2-14	Kentucky	15-1	24-4
1966-67	10th 1-17	Tennessee	15-3	21-7
1967-68	6th 8-10	Kentucky	15-3	22-5
1968-69	7th 7-11	Kentucky	16-2	23-5
1969-70	2nd 13-5	Kentucky	17-1	26-2
1970-71	3rd 10-8	Kentucky	16-2	22-6
1971-72	7th 6-12	Kentucky	14-4	21-7
		Tennessee	14-4	19-6
1972-73	5th 9-9	Kentucky	14-4	20-8
1973-74	8th 6-12	Vanderbilt	15-3	23-5
		Alabama	15-3	22-5
1974-75	7th 6-12	Kentucky	15-3	26-5
		Alabama	15-3	22-5

YEAR	LSU RANK & RECORD	CHAMPION	SEC REC	OVERALL
1975-76	9th 5-13	Alabama	15-3	23-5
1976-77	5th 8-10	Kentucky	16-2	26-4
1977-78	3rd 12-6	Kentucky	16-2	24-2
1978-79	1st 14-4	LSU	14-4	23-6
1979-80	2nd 14-4	Kentucky	15-3	29-6
1980-81	1st 17-1	LSU	17-1	31-5
1981-82	5th 11-7	Kentucky	13-5	22-8
		Tennessee	13-5	20-10
1982-83	2nd 10-8	Kentucky	13-5	23-8
1983-84	3rd 11-7	Kentucky	14-4	29-5
1984-85	1st 13-5	LSU	13-5	19-10
1985-86	5th 9-9	Kentucky	17-1	32-4
1986-87	6th 8-10	Alabama	16-2	28-5
1987-88	4th 10-8	Kentucky#	13-5	27-6
1988-89	4th 11-7	Florida	13-5	21-13
1989-90	2nd 12-6	Georgia	13-5	20-9
1990-91	1st 13-5	LSU	13-5	20-10
		Miss. St.	13-5	20-9
1991-92	2nd W, 2nd 12-4	Arkansas	13-3	26-8
1992-93	2nd W, 4th 9-7	Vanderbilt	14-2	28-6
1993-94	5th W, 9th 5-11	Arkansas	14-2	31-3
1994-95	5th W, 8th 6-10	Kentucky	14-2	28-5
1995-96	6th W, 12th 4-12	Kentucky	16-0	34-2
1996-97	6th W, 12th 3-13	S. Carolina	15-1	24-8
1997-98	6th W, 12th 2-14	Kentucky	14-2	35-4
1998-99	6th W, 11th 4-12	Auburn	14-2	29-4
1999-00	1st W, 1st 12-4	LSU	12-4	28-4
		Florida	12-4	29-8
		Kentucky	12-4	23-10
		Tennessee	12-4	28-7
2000-01	6th W, 12th 2-14	Kentucky	12-4	24-10
		Florida	12-4	24-7
2001-02	4th W, 8th 6-10	Alabama	12-4	27-8
2002-03	t2nd W, t6th 8-8	Kentucky	16-0	32-4
2003-04	t2nd W, t4th 8-8	Miss. State	14-2	26-4
2004-05	t1st W, t2nd 12-4	Kentucky	14-2	28-6
2005-06	1st W, 1st 14-2	LSU	14-2	27-9
2006-07	6th W, 11th 5-11	Florida	13-3	35-5
2007-08	4th W, 8th 6-10	Tennessee	14-2	31-5
2008-09	1st W, 1st 13-3	LSU	13-3	27-8
2009-10	6th W, 12th 2-14	Kentucky	14-2	35-3

Vacated by SEC

NOTE: In the early years of the SEC, members did not play a full conference schedule. Instead of determining a champion from regular season play, the SEC champion was determined by the conference tournament from 1933-50, except for 1935. Beginning with the 1950-51 season when the SEC adopted a 14-game round-robin schedule, the team completing the regular season conference schedule with the best winning percentage was recognized as champion. The conference schedule was increased to 16 games in 1964-65, and to 18-games for the 1966-67 season. With the addition of Arkansas and South Carolina for the 1991-92 season, the league split into two six-team divisions playing a schedule of 16 games. Both divisional and overall champions were crowned.

Southeastern Conference History

All-Time League Standings (Regular Season Games Only, 1933-2010)

TEAM	YRS.	WON	LOST	PCT.
Kentucky	77	875	243	.783
Alabama	77	709	540	.568
Tennessee	77	655	503	.566
Vanderbilt	78	621	563	.524
Arkansas	19	158	146	.520
LSU	78	612	590	.509
Florida	77	535	600	.471
Auburn	77	552	642	.462
Mississippi St.	77	534	682	.439
Georgia	78	475	705	.402
South Carolina	19	122	182	.401
Ole Miss	77	440	755	.368

Former Members

Georgia Tech	32	201	207	.493
Tulane	34	195	252	.436
Sewanee	8	3	76	.038

SEC Championships

Kentucky	44	Last: 2010
LSU	10	Last: 2009
Tennessee	9	Last: 2008
Alabama	7	Last: 2002
Mississippi St.	6	Last: 2004
Florida	4	Last: 2007
Vanderbilt	3	Last: 1993
Arkansas	2	Last: 1994
Auburn	2	Last: 1999
Georgia	1	Last: 1990
South Carolina	1	Last: 1997
Georgia Tech	1	Last: 1938

1942-43

LSU 101, Camp Livingston 50 (H)

1951-52

LSU 103, Miss. St. 78 (H)

1952-53

LSU 124, Southwestern (Tenn.) 33 (H)
LSU 100, Villanova 94 (Sugar Bowl-NO)

1953-54

LSU 128, Louisiana College 74 (H)
LSU 100, Georgia 53 (H)

1955-56

LSU 100, Ole Miss 76 (H)

1967-68

Fla. St. 130, LSU 100 (Milw. Cl.)
LSU 111, Miss. St. 87 (H)
LSU 100, Tulane 91 (A)
LSU 104, Clemson 81 (H)

1968-69

LSU 109, Loyola (N.O.) 82 (A)
LSU 101, Oklahoma City 85 (A)
LSU 120, Pittsburgh 79 (H)

1969-70

LSU 100, Loyola (N.O.) 87 (H)
LSU 109, Vanderbilt 86 (H)
LSU 111, Clemson 103 (A)
LSU 109, Ole Miss 86 (H)
LSU 109, Miss. St. 91 (H)
Alabama 106, LSU 104 (A)
LSU 127, Tulane 114 (H)
Kentucky 121, LSU 105 (H)
LSU 103, Ole Miss 90 (A)

1970-71

LSU 109, Loyola (N.O.) 103 (A)
LSU 106, Auburn 92 (A)
LSU 107, Alabama 78 (H)
LSU 114, Auburn 94 (H)

1971-72

LSU 103, Loyola (NO) 85 (H)
LSU 107, Southern Mississippi 79 (H)

1973-74

LSU 105, Iona 78 (H)
LSU 102, Boston Univ. 64 (H)
LSU 102, Florida 81 (H)

1974-75

LSU 105, Duke 95 (Carolina Classic)
LSU 113, St. Peter's 101 (H)

1975-76

LSU 109, CCNY 73 (La. Classic) (H)
LSU 100, Ole Miss 75 (H)

1976-77

LSU 100, Samford 89 (H)
LSU 101, Montana State 80 (H)
Tennessee 108, LSU 102 (H)

1977-78

LSU 120, Tulane 88 (H)
LSU 121, Tennessee 87 (H)
LSU 101, Tennessee 86 (A)
LSU 101, Auburn 85 (OT) (A)
LSU 103, Alabama 85 (H)

1978-79

LSU 112, St. Francis 81 (H)
LSU 109, Tulane 85 (H)
LSU 100, Colgate 73 (H)

1979-80

LSU 112, Florida 81 (H)
LSU 104, New Orleans 78 (H)
LSU 103, Maine 81 (H)

1980-81

LSU 119, Tulane 81 (H)
LSU 100, UNC-Wilmington 68 (H)
LSU 100, Lamar 78 (NCAA) (A)

1982-83

LSU 115, Cleveland State 77 (H)

1983-84

LSU 104, U. S. International 66 (H)

1984-85

LSU 102, Loyola (Chicago) 96 (H)
LSU 103, Utah State 71 (H)

1985-86

LSU 101, Hawaii-Pacific 89 (A)

1986-87

LSU 117, Illinois-Chicago 84 (N)

1988-89

Louisiana Tech 111, LSU 109 (OT) (H)
LSU 111, Florida 101 (A)
LSU 128, Tennessee-Martin 89 (H)
Illinois 127, LSU 100 (H)
LSU 101, Morehead State 88 (N)
LSU 104, Auburn 77 (H)
LSU 105, Ole Miss 75 (H)
LSU 104, Auburn 91 (A)
LSU 122, Tennessee 106 (H)
Ole Miss 113, LSU 112 (OT) (A)

1989-90

LSU 116, Lamar 76 (H)
LSU 100, Hardin Simmons 66 (H)
LSU 124, Texas 113 (N-Houston)
LSU 111, Tennessee 94 (H)
LSU 101, Vanderbilt 72 (H)
LSU 107, Nevada-Las Vegas 105 (H)
LSU 148, Loyola Marymount 141 (OT) (H)
LSU 119, Tennessee 113 (A)
LSU 121, Vanderbilt 108 (A)
LSU 103, Ole Miss 94 (H)

1990-91

LSU 117, Southeastern La. 68 (H)
LSU 101, Texas 87 (H)
LSU 101, Chapman College 68 (H)
LSU 122, Loyola Marymount 114(H)
LSU 118, Nicholls State 76 (H)
LSU 107, Kentucky 88 (H)
LSU 119, Tennessee 87 (H)

1991-92

LSU 101, Southeastern La. 64 (H)
LSU 159, Northern Arizona 86 (H)
LSU 123, Nicholls State 61 (H)
LSU 115, McNeese State 67 (H)
LSU 100, Ole Miss 69 (H)

1993-94

LSU 100, Winthrop 71 (H)
Arkansas 108, LSU 105 (OT) (H)

1994-95

LSU 106, Southeastern La. 80 (H)
LSU 127, George Mason 104 (H)
LSU 113, Troy State 78 (H)
LSU 105, Georgia State 70(H)

1995-96

LSU 109, Southern 100 (H)
LSU 104, La. College 65 (H)

1999-00

LSU 112, Grambling St. 37 (H)
LSU 103, Wyoming 86 (N)

2002-03

LSU 112, Centenary 65 (H)

2004-05

LSU 113, Ohio State 101 (2OT) (H)

2005-06

LSU 104, Nicholls State 57 (H)

More 100 Point Facts

- LSU record when LSU scores 100 or more points: 96-8 (.923)
- LSU has won 34 of the last 35 games when scoring 100 or more points, including the last 11.
- LSU record when opponents score 100 points or more: 13-76 (.146)
- LSU record when both teams score 100 points in the same game: 15-9 (.625)

DATE	SCORE	SITE
1940-41	Alabama 36, LSU 32	Tuscaloosa, Ala
1941-42	Alabama 45, LSU 31	Louisville, Ky.
1949-50	Tennessee 81, LSU 79	Knoxville, Tenn.
1954-55	Georgia 76, LSU 70	Athens, Ga.
	Georgia Tech 79, LSU 72	Baton Rouge
1956-57	Loyola (N.O.) 77, LSU 73	Baton Rouge
	Tulane 66, LSU 64	Baton Rouge
1959-60	Loyola (N.O.) 66, LSU 65	Baton Rouge
1960-61	Duke 80, LSU 74	Durham, N.C.
	LSU 73, Texas Tech 69	Lubbock, Texas
	Furman 56, LSU 55 (3ot)	Greenville, S.C.
1961-62	Arkansas 84, LSU 81	Shreveport
1962-63	Georgia 76, LSU 67	Athens, Ga.
	LSU 61, Tennessee 60	Baton Rouge
1966-67	Loyola (N.O.) 87, LSU 86 (2ot)	New Orleans
	Alabama 76, LSU 74	Tuscaloosa, Ala.
1967-68	LSU 93, Florida 92	Baton Rouge
1968-69	Tulane 101, LSU 99 (2ot)	Baton Rouge
	LSU 93, Florida 89	Baton Rouge
	Ole Miss 84, LSU 81	Baton Rouge
	LSU 90, Georgia 80 (2ot)	Athens, Ga.
1970-71	USC 80, LSU 76	Los Angeles, Calif.
1971-72	Alabama 103, LSU 99 (4ot)	Tuscaloosa, Ala.
1973-74	Alabama 80, LSU 79	Baton Rouge
	Miss. State 87, LSU 84	Baton Rouge
1974-75	LSU 96, Georgia 90	Baton Rouge
1976-77	Alabama 77, LSU 70	Baton Rouge
1977-78	Miss. St. 84, LSU 82	Starkville, Miss.
	LSU 95, Kentucky 94	Baton Rouge
	LSU 101, Auburn 95	Auburn, Ala.
1978-79	LSU 70, Ole Miss 69	Oxford, Miss.
	LSU 88, Florida 82	Gainesville, Fla.
1979-80	Georgia 73, LSU 72 (2ot)	Athens, Ga.
	LSU 68, Alabama 66	Tuscaloosa, Ala.
	Kentucky 76, LSU 74	Baton Rouge
1981-82	UNLV 83, LSU 79	Las Vegas, Nev.
1982-83	Tennessee 74, LSU 71 (SEC Tour.)	Birmingham, Ala.
	New Orleans 99, LSU 94 (NIT)	Baton Rouge
1983-84	LSU 69, Georgia 68	Baton Rouge
	LSU 61, Tennessee 59	Baton Rouge
	Alabama 51, LSU 49	Tuscaloosa, Ala.
	Alabama 72, LSU 70	Nashville, Tenn.
1985-86	LSU 94, Purdue 87 (2ot-NCAA)	Baton Rouge
1986-87	Georgia 64, LSU 63	Baton Rouge
	LSU 82, Ole Miss 75	Baton Rouge
	LSU 89, Georgia 88 (2ot-SEC Tour.)	Atlanta, Ga.
1987-88	LSU 69, Ole Miss 61	Oxford, Miss.
1988-89	La. Tech 111, LSU 109	Baton Rouge
	Ole Miss 113, LSU 112	Oxford, Miss.
1989-90	Miss. St. 87, LSU 80	Starkville, Miss.
	Georgia 94, LSU 92	Baton Rouge
	LSU 148, Loyola Marymount 141	Baton Rouge
1991-92	Arkansas 106, LSU 92	Fayetteville, Ark.
1992-93	LSU 84, Miss. St. 76	Starkville, Miss.
1993-94	LSU 95, Nicholls St. 90	Baton Rouge
	Arkansas 108, LSU 105	Baton Rouge



Tyrus Thomas dunks on a Texas defender in the 70-60 overtime win to advance to the Final Four of the 2006 NCAA Tournament.

1994-95	LSU 87, Ole Miss 81	Baton Rouge
1996-97	Louisville 93, LSU 87	Anaheim, Calif.
	LSU 88, Florida 82	Baton Rouge
1998-99	LSU 63, Texas 61	Baton Rouge
	Alabama 72, LSU 71 (3ot)	Tuscaloosa, Ala.
2000-01	Florida 81, LSU 74	Baton Rouge
	LSU 78, Ole Miss 77	Baton Rouge
2001-02	Weber State 75, LSU 74	Hilo, Hawaii
	LSU 68, Miss. St. 65	Baton Rouge
2004-05	Southern Miss 88, LSU 84	Biloxi, Miss.
	LSU 113, Ohio State 101 (2ot)	Baton Rouge
	LSU 66, Arkansas 63	Baton Rouge
	Kentucky 79, LSU 78 (SEC Tour.)	Atlanta, Ga.
2005-06	LSU 71, West Virginia 68	Morgantown, WV.
	LSU 70, Texas 60 (NCAA Tour.)	Atlanta, Ga.
2006-07	Texas 76, LSU 75	Houston, Texas
	LSU 76, Tennessee 67 (SEC Tour.)	Atlanta, Ga.
2007-08	Arizona State 87, LSU 84	Lahaina, Maui
2008-09	LSU 97, Miss. State 94 (2ot)	Starkville, Miss.
2009-10	Washington State 73, LSU 72	Seattle, Wash.
Overtime Record	31-45 (.408)	
At Home	18-16 (.529)	
On Road	10-20 (.333)	
Neutral	3-9 (.250)	

LSU vs. Opponents in the PMAC SEC Schools

Alabama – 22-17
 Arkansas – 10-9
 Auburn – 27-12
 Florida – 22-7
 Georgia – 20-10
 Kentucky – 15-15

Ole Miss – 33-6
 Mississippi State – 23-15
 South Carolina – 5-3
 Tennessee – 17-13
 Vanderbilt – 20-8

Non-Conference Opponents

Alcorn State – 2-0
 Arizona – 3-0
 Arkansas State – 2-0
 Ball State – 0-1
 Belmont – 1-0
 Boston University – 2-0
 UCLA – 0-1
 Cal State Fullerton -- 1-0
 Cal State Los Angeles – 1-0
 Campbell – 2-0
 Centenary – 5-0
 Central Connecticut State – 1-0
 Chapman – 1-0
 Cleveland State – 1-0
 Colgate – 1-0
 Connecticut -- 1-0
 Coppin State – 0-1
 Cornell – 2-0
 Delaware – 1-0
 Delaware State -- 1-0
 DePaul – 1-1
 Drake – 1-0
 Duke – 0-1
 Farleigh-Dickinson – 1-0
 Fresno State – 1-0
 George Mason – 1-0
 Georgetown – 1-0
 Georgia State – 1-0
 Georgia Tech – 1-0
 Grambling State -- 2-0
 Hardin-Simmons – 3-0
 Houston – 3-2
 Houston Baptist – 1-0
 Iona – 1-0
 Illinois – 0-1
 Indiana State – 1-0
 Jackson State – 3-1
 Kansas – 0-1
 Lafayette – 1-0
 Lamar – 1-1
 Louisiana College – 1-0
 Louisiana-Lafayette – 5-0
 Louisiana-Monroe – 5-0
 Louisiana Tech – 1-1
 Louisville – 0-1
 Loyola (Chicago) – 2-0
 Loyola (New Orleans) – 1-0
 Loyola Marymount – 2-0
 LSU-Shreveport (exh) – 1-0
 Maine – 1-0
 Marist – 2-0
 Maryland – 1-0
 Maryland-Baltimore Co. – 1-0
 McNeese State – 18-0
 Mercer – 1-0
 Memphis – 1-0
 Michigan – 0-1
 Middle Tennessee State – 1-0
 Miss. Valley State – 1-0

Montana State – 2-0
 Nevada-Las Vegas – 2-0
 Nevada-Reno – 1-0
 New Orleans – 6-2
 Niagara – 1-0
 Nicholls State – 14-0
 Norfolk State – 1-0
 North Carolina – 0-1
 North Carolina A&T – 2-0
 UNC-Wilmington – 3-0
 Northern Arizona – 2-0
 Northern Iowa – 0-1
 Northwestern State -- 7-0
 Ohio State – 1-0
 Oklahoma City – 1-0
 Oral Roberts – 3-1
 Oregon State -- 1-0
 Pacific – 1-0
 Prairie View A&M – 3-0
 Radford – 0-1
 Rice – 2-0
 Robert Morris – 1-0
 St. Peter's – 2-0
 St. Francis (PA) – 3-0
 Samford – 2-2
 Sam Houston State – 1-0
 South Alabama – 1-0
 Southeastern Louisiana – 10-0
 Southern-BR – 8-0
 Southern-NO – 1-0
 Southern California – 1-0
 Southern Mississippi – 3-0
 Southwest Texas State – 1-0
 Stanford – 1-0
 Tennessee-Martin – 3-0
 Tennessee State – 1-0
 Texas – 4-1
 Texas A&M – 1-0
 Texas A&M CC – 1-0
 Texas Christian – 0-1
 Texas-El Paso – 1-0
 Texas-Pan American – 3-0
 Texas Southern – 1-0
 Towson – 1-0
 Troy – 5-0
 Tulane – 11-1
 U.S. International – 1-0
 Utah – 1-1
 Utah State – 1-0
 Villanova – 0-1
 Washington – 2-1
 Washington State -- 2-0
 West Virginia – 0-1
 Western Kentucky – 2-0
 Wichita State – 0-2
 Winthrop – 1-0
 Wright State – 1-0
 Wyoming – 1-0
 Xavier – 1-1



Year-by-Year at Maravich Assembly Center

YEAR	GAMES	RECORD	SEC	NON-CONF.
1971-72	12	8-4	5-4	3-0
1972-73	12	8-4	5-4	3-0
1973-74	14	9-5	4-5	5-0
1974-75	12	6-6	4-5	2-1
1975-76	16	10-6	4-5	6-1
1976-77	16	11-5	5-4	6-1
1977-78	15	11-4	7-2	4-2
1978-79	14	13-1	8-1	5-0
1979-80	14	12-2	7-2	5-0
1980-81	15	15-0	9-0	6-0
1981-82	13	9-4	7-2	2-2
1982-83	15	11-4	6-3	5-1
1983-84	14	12-2	8-1	4-1
1984-85	15	13-2	8-1	5-1
1985-86	16	13-3	6-3	7-0
1986-87	16	10-6	5-4	5-2
1987-88	15	11-4	7-4	4-0
1988-89	16	11-5	7-2	4-3
1989-90	18	16-2	8-1	8-1
1990-91	16	15-1	8-1	7-0
1991-92	16	12-4	6-2	6-2
1992-93	17	15-2	6-2	9-0
1993-94	14	8-6	3-5	5-1
1994-95	16	9-7	3-5	6-2
1995-96	18	11-7	3-5	8-2
1996-97	15	9-6	3-5	6-1
1997-98	16	8-8	1-7	7-1
1998-99	16	12-4	4-4	8-0
1999-00	16	15-1	7-1	8-0
2000-01	16	9-7	1-7	8-0
2001-02	17	12-5	4-4	8-1
2002-03	18	16-2	6-2	10-0
2003-04	15	12-3	5-3	7-0
2004-05	15	14-1	8-0	6-1
2005-06	16	14-2	8-0	6-2
2006-07	18	14-4	5-3	9-1
2007-08	15	9-6	3-5	6-1
2008-09	21	19-2	7-1	12-1
2009-10	18	11-7	2-6	9-1
TOTALS	607	453-154	213-121	240-33
39 YEARS		.746	.638	.879

Home Attendance at the PMAC

YEAR	GAMES	ATTENDANCE	AVERAGE
1971-72	12	93,876	7,823
1972-73	12	110,881	9,240
1973-74	14	144,105	10,293
1974-75	12	99,589	8,299
1975-76	16	124,362	7,773
1976-77	16	133,636	8,352
1977-78	15	148,423	9,895
1978-79	14	177,964	12,712
1979-80	14	175,339	12,524
1980-81	15	205,622	13,708
1981-82	13*	171,305	13,177
1982-83	15*	180,795	12,053
1983-84	14	177,596	12,685
1984-85	15	195,927	13,062
1985-86	16#	201,820	12,614
1986-87	16\$	165,182	10,324
1987-88	15@	174,414	11,628
1988-89	16	192,016	12,001
1989-90	18&	246,257	13,681
1990-91	16	214,473	13,404
1991-92	16	209,345	13,084
1992-93	17	193,632	11,390
1993-94	14	152,117	10,866
1994-95	16	172,888	10,806
1995-96	18	165,710	9,206
1996-97	15	111,722	7,448
1997-98	16	114,266	7,142
1998-99	16	123,941	7,746
1999-00	16	168,784	10,549
2000-01	16	129,709	8,106
2001-02	17*	145,078	8,534
2002-03	18	156,368	8,687
2003-04	15	140,321	9,355
2004-05	15	141,139	9,409
2005-06	16	151,499	9,469
2006-07	18	180,038	10,002
2007-08	15	128,469	8,565
2008-09	21	217,834	10,373
2009-10	18&	160,836	8,935
TOTALS	607	6,297,241	10,374

* - Includes one National Invitation Tournament post-season game
 # - Includes two NCAA Tournament SE Regional games
 \$ - Includes one Pre-Season NIT game
 @ - Includes two SEC Tournament games
 & - Includes two Pre-Season NIT games

Top All-Time Paid Men's Basketball Attendances at the Maravich Center

	ATTENDANCE	OPPONENT	DATE
1.	15,694	Ole Miss	Feb. 25, 1981
2.	15,399	Ole Miss	Jan. 19, 1991
3.	15,242	Alabama	Jan. 21, 1989
4.	15,192	Kentucky	Jan. 19, 1981
5.	15,109	Vanderbilt	Jan. 2, 1991
6.	15,093	Auburn	Jan. 20, 1982
7.	14,987	Ole Miss	Feb. 1, 1989
8.	14,799	Ole Miss	Jan. 21, 1995
9.	14,687	Tennessee	Jan. 24, 1981
10.	14,568	Auburn	Jan. 15, 1979
11.	14,551	Kentucky	Feb. 11, 1978
11.	14,551	UCLA	Dec. 17, 1994
13.	14,486	Auburn	Feb. 9, 2000
14.	14,460	McNeese State	Jan. 20, 1992
15.	14,449	Vanderbilt	Jan. 7, 1981

Top Paid Attendances In Current Seat Configuration*

1.	13,839	Xavier	Jan. 24, 2009
2.	13,468	Georgia	Jan. 25, 2006
3.	13,345	Florida	Feb. 24, 2009
4.	13,249	Vanderbilt	March 4, 2009
5.	13,121	Connecticut	Jan. 6, 2007
6.	13,083	Kentucky	Feb. 6, 2010
7.	12,698	Arkansas	Jan. 31, 2009
8.	12,507	Ole Miss	March 4, 2006
9.	12,401	Florida	Feb. 24, 2007
10.	12,053	Texas A&M	Dec. 5, 2006
11.	11,871	Auburn	Feb. 21, 2009
12.	11,709	Mississippi State	Jan. 21, 2009
13.	11,674	Alabama	Jan. 31, 2007
14.	11,576	Kentucky	Feb. 25, 2006
15.	11,511	Jackson State	Nov. 15, 2008
16.	11,425	Ole Miss	Feb. 14, 2009
17.	11,393	South Carolina	Jan. 14, 2009
18.	11,313	Alabama	Jan. 31, 2007
19.	11,131	Auburn	Feb. 1, 2006
20.	10,835	Arkansas	Feb. 10, 2007

*Note: Capacity after remodeling of seating area prior to the 2005-06 season dropped to 13,215.



1933-34

Sparky Wade, G Dillon's 1st Team
Buddy Blair, F Dillon's 1st Team

1934-35

Sparky Wade, G AP 1st Team
Buddy Blair, F AP Honorable Mention

1949-50

Bob Meador, G AP 3rd Team

1950-51

Joe Dean, G AP 2nd Team

1951-52

Joe Dean, G AP 1st Team
Bob Pettit, C AP 1st Team

1952-53

Bob Pettit, C AP 1st Team
Benny McArdle, G AP 2nd Team

1953-54

Bob Pettit, C AP 1st Team
Benny McArdle, G AP 3rd Team

1955-56

Roger Sigler, G AP 1st Team
Coaches 2nd Team

Jim Ashmore, G AP 1st Team
Coaches 1st Team

1956-57

Roger Sigler, G AP 3rd Team

1960-61

George Nattin, G AP 1st Team
Coaches

1961-62

Maury Drummond, F AP 3rd Team
George Nattin, G AP 3rd Team

1962-63

Ellis Cooper, G AP 2nd Team
Coaches

1963-64

Dick Maile, F AP 1st Team
Coaches

1964-65

Dick Maile, F AP 1st Team
UPI 1st Team
Coaches

1967-68

Pete Maravich, G AP 1st Team
UPI 1st Team
Coaches

1968-69

Pete Maravich, G AP 1st Team
UPI 1st Team

1969-70

Pete Maravich, G AP 1st Team
UPI 1st Team

Al Sanders, C AP 3rd Team

Danny Hester, F AP 3rd Team

1970-71

Al Sanders, C AP 1st Team
UPI 1st Team
Coaches

Bill Newton, F UPI 2nd Team
AP 3rd Team

Nelson Isley, G UPI 3rd Team

1971-72

Al Sanders, C AP 2nd Team
UPI 2nd Team
Coaches

Bill Newton, F AP 3rd Team
UPI 3rd Team

1972-73

Eddie Palubinskas, G AP 2nd Team
UPI 2nd Team
Coaches

1973-74

Glenn Hansen, F AP 2nd Team
UPI 2nd Team
Coaches

Eddie Palubinskas, G UPI 2nd Team
AP 3rd Team

Collis Temple, C UPI 3rd Team

1974-75

Glenn Hansen, F AP 2nd Team
UPI 2nd Team
Coaches

1975-76

Kenny Higgs, G AP 2nd Team
UPI 2nd Team
Coaches

1976-77

Kenny Higgs, G AP 2nd Team
UPI 2nd Team
Coaches

Durand Macklin, F AP 3rd Team
UPI 3rd Team

1977-78

Durand Macklin, F AP 1st Team
UPI 1st Team
Coaches

Kenny Higgs, G UPI 2nd Team

DeWayne Scales, F AP 3rd Team

1978-79

DeWayne Scales, F AP 1st Team
UPI 1st Team
Coaches

Al Green, G AP 1st Team
UPI 2nd Team
Coaches

Lionel Green, C AP 3rd Team
UPI 3rd Team



Kenny Higgs

1979-80

Durand Macklin, F AP 1st Team
UPI 1st Team
Coaches

DeWayne Scales, F AP 2nd Team
UPI 2nd Team
Coaches

Ethan Martin, G AP 2nd Team
UPI 2nd Team
Coaches

1980-81

Durand Macklin, F AP 1st Team
UPI 1st Team
Coaches

Ethan Martin, G AP 1st Team
UPI 1st Team
Coaches

Howard Carter, G AP 2nd Team
UPI 2nd Team

1981-82

Howard Carter, G AP 1st Team
UPI 1st Team
Coaches

Leonard Mitchell, F AP 2nd Team
UPI 3rd Team
Coaches

1982-83

Howard Carter, G AP 2nd Team
UPI 2nd Team
Coaches

Leonard Mitchell, F AP 3rd Team
UPI 3rd Team



Howard Carter

1983-84

Jerry Reynolds, F	AP 2nd Team UPI 3rd Team Coaches
Derrick Taylor, G	UPI 3rd Team

1984-85

Nikita Wilson, F	AP 2nd Team UPI 3rd Team Coaches
John Williams, C	AP 3rd Team
Jerry Reynolds, F	AP 3rd Team UPI 3rd Team

1985-86

John Williams, F	AP 1st Team UPI 1st Team Coaches
Derrick Taylor, G	AP 3rd Team

1986-87

Nikita Wilson, C	AP 3rd Team UPI 3rd Team
Anthony Wilson, G	UPI 3rd Team

1987-88

Ricky Blanton, F	AP 2nd Team UPI 3rd Team Coaches
Jose Vargas, C	UPI 2nd Team AP 3rd Team

1988-89

Ricky Blanton, F	AP 1st Team UPI 2nd Team Coaches
Chris Jackson, G	AP 1st Team UPI 1st Team Coaches

1989-90

Chris Jackson, G	AP 1st Team UPI 1st Team Coaches
Shaquille O'Neal, C	AP 1st Team UPI 1st Team Coaches
Stanley Roberts, F	AP 3rd Team
Maurice Williamson, G	UPI 3rd Team

1990-91

Shaquille O'Neal, C	AP 1st Team UPI 1st Team Coaches
Vernel Singleton, F	AP 3rd team UPI 3rd team Coaches
Shawn Griggs, G	UPI 2nd team

1991-92

Shaquille O'Neal, C	AP 1st Team Coaches
Vernel Singleton, F	AP 3rd Team

1992-93

Geert Hammink, C	AP 1st Team Coaches
Jamie Brandon, G-F	Coaches 2nd Team

1993-94

Jamie Brandon, G-F	Coaches 2nd Team AP 3rd Team
--------------------	---------------------------------

1994-95

Ronnie Henderson, G	Coaches AP 2nd Team
---------------------	------------------------

1995-96

Ronnie Henderson, G	Coaches AP 1st Team
---------------------	------------------------

1996-97

Dwayne Spencer, F	Coaches 2nd Team AP 2nd Team
-------------------	---------------------------------

1998-99

Maurice Carter, G	Coaches 3rd Team AP 3rd Team
Jabari Smith, C	AP 3rd Team

1999-00

Torris Bright, G	AP 3rd Team
Jabari Smith, C	Coaches 2nd Team
Stromile Swift, F	AP Co-Player of the Year Coaches 1st team AP 1st Team

2000-01

Ronald Dupree, F	AP 2nd Team Coaches 3rd Team
------------------	---------------------------------

2001-02

Ronald Dupree, F	AP 2nd Team Coaches 2nd Team
------------------	---------------------------------

2002-03

Ronald Dupree, F	AP 2nd Team Coaches 2nd Team
------------------	---------------------------------

2003-04

Brandon Bass, F	SEC Freshman of the Year
Jaime Lloreda, F	AP 1st Team Coaches 2nd Team

2004-05

Brandon Bass, F	AP Player of the Year AP 1st Team Coaches 1st Team
Glen Davis, F	SEC Freshman of the Year AP 2nd Team Coaches 2nd Team

2005-06

Glen Davis, F	SEC Player of the Year AP 1st Team Coaches 1st Team
Darrel Mitchell, G	Coaches 1st Team AP Second Team
Tyrus Thomas, F	SEC Freshman of the Year SEC Co-Defensive Player of the Year AP 2nd Team Coaches 2nd Team
Tasmin Mitchell, G	Coaches All-Freshman Team

2006-07

Glen Davis, F	AP 1st Team Coaches 1st Team
---------------	---------------------------------

2007-08

Marcus Thornton, G	AP 2nd Team Coaches 2nd Team
Anthony Randolph, F	Coaches All-Freshman Team

2008-09

Marcus Thornton, G	Player of Year Coaches 1st Team AP 1st Team
Tasmin Mitchell, F	Coaches 1st Team
Garrett Temple, G	Coaches 2nd Team

2009-10

Tasmin Mitchell, F	Coaches 2nd Team AP 2nd team
--------------------	---------------------------------

All-SEC Tournament Teams

1933

Sparky Wade, G	First Team
Buddy Blair, F	Second Team
Jack Harris, F	Second Team

1936

Arnold Bryan, F	Second Team
-----------------	-------------

1938

Conley Hathorn, G	First Team
-------------------	------------

1939

Paul Brotherton, G	Second Team
--------------------	-------------

1943

Frank Brian, F	First Team
John Chaney, C	Second Team

1944

Whitey Hoskins, G	Second Team
-------------------	-------------

1946

Bobby Lowther, F	First Team
Joe Bill Adcock, C	Second Team
Billy Walters, G	Second Team

1947

Frank Brian, F	Second Team
----------------	-------------

1949

Gene Murphy, G	Second Team
----------------	-------------

1950

Joe Dean, G	First Team
-------------	------------

1951

Joe Dean, G	First Team
-------------	------------

1952

Joe Dean, F	First Team
Bob Pettit, C	First Team

1980

DeWayne Scales, F	First Team
(MVP)	
Durand Macklin, F	First Team

1981

Howard Carter, F	First Team
------------------	------------

1986

John Williams, F	First Team (MVP)
------------------	------------------

1987

Nikita Wilson, C	First Team
Anthony Wilson, G	First Team

1988

Ricky Blanton, F	First Team
------------------	------------

1993

Geert Hammink, C	First Team
Jamie Brandon, G-F	First Team

2002

Antonio Hudson, G	First Team
-------------------	------------

2003

Ronald Dupree, F	First Team
------------------	------------

2005

Brandon Bass, F	First Team
Antonio Hudson, G	First Team

2006

Glen Davis, F	First Team
---------------	------------

Note: SEC Tournament Team also served as All-SEC team from 1933-1948.

LSU Academic All-SEC Honor Roll

1961-62

George Nattin, G	First Team
Ellis Cooper, G	Second Team

1962-63

Ellis Cooper, G	First Team
-----------------	------------

1964-65

Tommy Thigpen, C	Honorable Mention
------------------	-------------------

1965-66

Kenny Drost, G	First Team
Scott Bowling, G	Honorable Mention

1966-67

Kenny Drost, G	Second Team
----------------	-------------

1969-70

Danny Hester, F	Second Team
-----------------	-------------

1972-73

Bill Whittle, F	First Team
Collis Temple, F	First Team
Wade Evans, G	Second Team
Ed LeBlanc, F	Honorable Mention

1981-82

John Tudor, G-F	First Team
-----------------	------------

1982-83

John Tudor, G	First Team
---------------	------------

1983-84

John Tudor, G	First Team
---------------	------------

1985-86

Zoran Jovanovich, C	First Team
---------------------	------------

1988-89

Kyle McKenzie, G	First Team
------------------	------------

1991-92

Justin Anderson, G	First Team
T. J. Pugh, G	First Team

1995-96

David Bosley, G	First Team
-----------------	------------

1997-98

Jack Warner, G	First Team
----------------	------------

1998-99

Brian Beshara, F	First Team
Jack Warner, G	First Team

1999-00

Brian Beshara, F	First Team
Collis Temple III, G	First Team
Jeremy Comeaux	First Team
Jack Warner, G	First Team

2000-01

Brian Beshara, F	First Team
Collis Temple III, G	First Team
Brian Green, G	First Team
Jack Warner, G	First Team

2001-02

Brian Green, G	First Team
Collis Temple III, G	First Team

2002-03

Pete Bozek, F	First Team
Brian Green, G	First Team
Charlie Thompson, G	First Team

2003-04

Charlie Thompson, G	First Team
Paul Wolfert, F	First Team
Brandon Bass, F	Freshman
Ross Neltner, F	Freshman

2004-05

Brandon Bass, F	First Team
Scholar-Athlete of the Year	
Darrel Mitchell, G	First Team
Ross Neltner, F	First Team
Paul Wolfert, F	First Team
Glen Davis, F	Freshman
David Fleshman, G	Freshman
Garrett Temple, G	Freshman

2005-06

Glen Davis, F	First Team
Darrel Mitchell, G	First Team
Darnell Lazare, F	First Team
Garrett Temple, F	First Team
David Fleshman, F	First Team

2006-07

Alex Farrer, G	First Team
Greg Terrebonne, G	Freshman

2007-08

Greg Terrebonne, G	First Team
--------------------	------------

2008-09

Alex Farrer, F	First Team
Garrett Temple, F	First Team

2009-10

Chris Beattie, G	First Team
Alex Farrer, F	First Team

SEC Community Service Team

1998-99	Collis Temple III
1999-00	Jermaine Williams
2000-01	Collis Temple III
2001-02	Collis Temple III
2002-03	Collis Temple III
2003-04	Paul Wolfert
2004-05	Paul Wolfert
2005-06	Darnell Lazare
2006-07	Darnell Lazare
2007-08	Garrett Temple
2008-09	Garrett Temple
2009-10	Alex Farrer



LSU Head Basketball Coach
1932-41; 1945-57

29 years
Record: 340-264

1935 National Championship

1953 NCAA Final Four

1935, 1953, 1954 SEC Championships

LSU Head Baseball Coach
1925-42; 1946-56

27 years
Record: 220-226-3

1939; 1946 SEC Championships

Assistant Football Coach, LSU:
1925-42

Assistant Athletic Director,
LSU: 1947-67

Acting Athletic Director, LSU:
1968

Member, Helms Athletic
Foundation Hall of Fame

Member, Louisiana Sports
Writers Association Hall of
Fame

Inducted LSU Athletic Hall of
Fame, 2009

Harry Rabenhorst

Before there was Dale Brown, there was Harry Rabenhorst. In an era when college basketball wasn't big news and when cable didn't send hundreds of game all across the country, Rabenhorst laid the foundation for others like Jay McCreary, Press Maravich, Dale Brown and John Brady to follow.

Like Maravich with Pete, like Dale with Rudy, Chris and Shaq, Rabenhorst coached two of the legends of the game: Sparky Wade and Bob Pettit. Like Brown, he took his team to a Final Four in the days before anyone realized what a major event the NCAA Tournament was. But unlike any other LSU coach, Rabenhorst laid claim to a national championship, mythical though it may have been. It was a year to remember for Rabenhorst, but it was a long way from the end of his career.

The Baton Rouge native, however, came to LSU holding a record of a much different kind. He was a star athlete at Wake Forest in the years following World War I and holds the world record for the single longest punt of 110 yards.

After serving in the U.S. Army in World War I, Rabenhorst began his career in coaching in 1921 at Greensboro High School in Greensboro, N.C. After that, he moved to New Mexico Military Academy where he coached for three seasons before moving back to Baton Rouge and the start of a long and dedicated lifetime of service to LSU.

In any capacity he served, he showed the same gracious understanding of the individual and devotion to duty that have set him apart from the ordinary.

He was a walking encyclopedia of LSU athletics and could recall in a moment the big game, the big play and the individual star of almost every athletic success enjoyed by the Tigers during his tenure.

Few men alive in college athletics numbered among their close personal friends the great and near great personalities who dominated the athletic scene for much of the first 60 years of this century. His list of associates reads like a "Who's Who" of American Collegiate Athletics, names that capture the imagination of sports fans and historians everywhere -- Knute Rockne, Amos Alonzo Stagg, Pop Warner, Fielding Yost, Wallace Wade, Adolph Rupp -- and many more.

Rabenhorst's career at LSU meant more than victories and championships. A popular and respected coach and administrator, he



brought LSU distinction with his long and brilliant service and developed athletes who became outstanding students, and later outstanding citizens.

Harry Rabenhorst was a competitor. He was also a gentleman. He proved that you can be both and be successful.

When Coach Rabenhorst passed away in March, 1972, at the age of 73, then athletic director Carl Maddox said, "Coach Raby was revered and respected nationally by the many who came to know him in the world of intercollegiate athletics -- but more significant is the esteem and the love he earned from the men who played for him."

"I always enjoyed competing with him," said Adolph Rupp. "He was a great credit to the game. He developed some of LSU's outstanding players and teams."

He is still revered today by many and joined just the second class of administrators and coaches inducted into the LSU Athletic Hall of Fame in 2009.

Coach Raby was a man for all seasons and still to this day remains one of the league's all-time winningest basketball coaches. Those who played for him, loved him. Those who knew him, respected him. There's not much better can be said.



**LSU Head Basketball Coach
1972-97**

**25 years
Record: 448-301**

**1981, 1986
Final Four**

**1979, 1981, 1986, 1991
SEC Championships**

**1980
SEC Tournament
Championship**

**1973, 1979, 1981, 1989
SEC Coach of the Year**

**1981
National Coach
of the Year**

**Member, La. Sports Writers
Association Hall of Fame**

**2004 Living Legend for
LSU at the SEC Basketball
Tournament**

*"...one of the true statesmen
of college basketball."*

- Former Temple Coach John Chaney



**Banner honoring Coach Brown
in the Maravich Center.**

Dale Brown

When he arrived from Washington State via Minot, N. D., there weren't that many basketball fans in the state of Louisiana who knew who Dale Brown was. When he retired after the 1996-97 season, you would have been hard pressed to find a college basketball fan in the country who didn't have some inkling about who Dale Brown was and what he stood for.

When Brown arrived in Baton Rouge in March, 1972, he arrived with a dream that was perceived by many who knew the LSU basketball program as impossible. The dream was to make basketball important in football-crazy Tiger country. When Brown was introduced as the Tiger coach, LSU fans were still remembering the Pete Maravich era. Final Fours? Rudy Macklin? Chris Jackson? Shaq? All a dream. In those year, fans had to be convinced to come to the new arena known as the LSU Assembly Center.

Brown traveled from one end of the state to the other telling all who would listen about the future of LSU basketball. Some thought him foolish. Others questioned his statements. But none who saw or heard him criticized his effort and his tireless energy.

His first LSU team shocked the basketball world by knocking off third-ranked Memphis State in Brown's home opener in December, 1972. The Hustlers, as they were dubbed, gave the competition fits all season long. They won 14 games, finished 9-9 in the SEC and drew praise from all around the country for their determination. For his achievements with a team picked last in the league, Brown was named SEC Coach of the Year, the first of four such honors he would receive.

Starting with the 1976-77 season, the Tigers increased their victory total ever year for the next six seasons. The streak was highlighted by a 31-5 record in 1980-81 (the most wins in a season in LSU history) and the first of Brown's two trips to the Final Four. For his success that season Brown was honored as the 1981 National Coach of the Year.

Even more impressive was his second trip to the Final Four in 1985-86 when his



Tigers were the lowest seeded team ever to make it to the Final Four after knocking off teams seeded first, second and third in the region (the only team ever to accomplish that feat on the road to the Final Four).

The Tigers won four SEC titles under Brown and only Adolph Rupp and Joe B. Hall at Kentucky won more SEC titles. His 448-301 record with 238 wins in regular season SEC play, put him second behind only Rupp in wins in the league. He was only the third SEC coach to coach 25 years as a head coach in the league.

Brown was part of 38.5 percent of LSU's 1,164 total victories in the first 89 seasons of basketball. Also, no coach in LSU history coached more consecutive games -- 749.

In 1990, Brown was the winning coach, capturing the Gold Medal for the South in the Olympic Festival in Minneapolis.

Brown was born in 1935 in Minot, a small railroad town in the northwest corner of North Dakota. In high school, he was the leading scorer in both football and basketball at St. Leo's of Minot. As a senior, he was the state scoring leader in basketball with a state record scoring average. He also set a school record in the 440-yard dash.

Brown earned 12 letters in basketball, football and track at Minot State University, making him the school's only athlete to achieve that goal.

John Chaney of Temple called Brown, "...one of the true statesmen of college basketball. His contributions to the game and society have impacted many. He is an outstanding coach and an outstanding person."

Legendary coach John Wooden of UCLA said: "I will always remember Dale for his enthusiasm. There are those who say he is a put-on -- they just can't believe that he can be what he professes. But I never questioned that. He amazed me because there is a lot more depth to the man. He was much more than a basketball coach."

At halftime of the Kentucky game in February 2004, athletics director Skip Bertman and the LSU basketball program honored Coach Brown with a banner in his honor to permanently hang from the rafters of the Maravich Assembly Center.





**LSU Head Basketball Coach
1997-2008**

**11 years
Record 192-139**

**2006
NCAA Final Four**

**2000, 2005, 2006
SEC Western Division
Champions**

**2000, 2006
SEC Champions**

**2000, 2006
SEC Coach of the Year**

John Brady

John Brady's tenure of nearly 11 seasons as the LSU basketball coach can be looked at in many different ways. But his tenure is an important part of the history of the program as he was able to win division and league champions, develop players that captured top league honors on a regular basis and when right, take his team to post-season play and in 2006, joined Harry Rabenhorst and Dale Brown as LSU coaches to take teams to the NCAA Final Four.

Brady was able to take the LSU program and remake it a couple of times during his tenure to go to the NCAA Sweet 16 in 2000 and to the pinnacle of college basketball in 2006, the school's first NCAA Final Four in 20 years. Along the way he won the school's first ever division titles and won the first outright SEC title in 21 years.

Coach Brady arrived following in the unenviable position of taking over the program after Coach Dale Brown's 25 years but Brady came with a plan and while his early teams were undermanned, undersized and underdogs, the team played hard and gave the best of teams problems. But it was the little things that kept them from getting many wins.

Brady's teams would win two SEC titles, three division crowns and at one point had six consecutive winning seasons, the fourth longest streak of consecutive years with a positive overall record in the program's history.

In 2000, the Tigers advanced to the Sweet 16 as part of a 28-win season, the second most wins in school history. In 2005, LSU captured the Western Division title and came back the next year for a special season Tiger fans will always remember.

LSU won 14-of-16 conference games in 2006 to win the title. The Tigers would have success in the NCAA Tournament, defeating No. 1 Duke and No. 9 Texas to win the regional title mainly with a lineup hometown in the city and the state of Louisiana.

The win over Duke marked the second time that Brady's Tigers defeated a standing No. 1 team as the Tigers also defeated No. 1 Arizona, 66-65, in December 2002 at the Maravich Center, only the second time No. 1 had gone down in the building.

A major part of the success of the LSU program at that time was player development. John Brady coached the SEC Player of the Year three times (Stromile Swift in 2000, Brandon Bass in 2005 and Glen Davis in 2006). He had the SEC Freshman of the Year four times (Torris Bright in 2000, Brandon Bass in 2004, Glen Davis in 2005, Tyrus Thomas in 2006).

Brady, who ended his career as the third winningest and the third longest tenured coach in Tiger history, came to LSU after five years at Samford as head coach. Prior to that he has served successful stints at Mississippi State and UNO as an assistant coach. He is presently the head coach at Arkansas State.



Jamie Brandon



(Returnees in Bold)

A

ADCOCK, Joe (C) 1944-47
 ADGER, Sidney A. (C) 1935-36
 ALCORN, Mark (G) 1979-80
 ALLEN, Drexal (G) 1981-82
 ALLMAN, Marty (G) 1970-73
 ANDERSON, Justin (F), 1991-92
 ANDERSON, Willie (F), 1997-97
 ANNISON, Doug (F), 1992-93
 ARTHUR, Robert R. (C) 1959-60
 ATKINS, R. W. (G) 1919-22
 AUSTIN, Wayne (G) 1964-66

B

BAILEY, John (F) 1960-62
 BAILEY, Floyd (F-C) 1974-78
 BANKER, Kernan M. (F) 1933-35
 BANKSTON, Fred (G) 1945-46
 BARDWELL, D. D. "Sox" (C) 1929-32
 BARHAM, Joe Garnett E. (G) 1923-26
 BARNETT, Bert W. (C) 1946-47
 BARTUS, Joe E. (G) 1945-46
 BASS, Brandon (F), 2003-05
BASS, Chris (G), 2008-
 BASS, Raymond V. (C) 1938-42; 47-48
 BAUMAN, Jonnie (G) 1929-32
 BAUMER, Nat (F) 1968-69
 BEATTIE, Chris (G), 2009-10
 BEESON, Williard E. (G) 1933-37
 BELCHER, Don (F) 1951-55
 BELCHER, Jack (F) 1961-64
 BENNETT, (F) 1928-29
 BERGERON, J. Brian (G) 1978-81
 BERGMAN, Rusty (G) 1966-69
 BERNBROCK, Mark (G) 1968-69
 BERNHARD, James M. (G) 1943-44
 BESHARA, Brian (F) 1998-01
 BLACK, Tyrone (C) 1979-83
 BLAIR, L. N. "Buddy" (F) 1933-35
 BLANCHARD, E. A. (G) 1916-18
 BLANTON, Ricky (G) 1984-86; 87-89
 BLEVINS, Howard M. (G) 1929-32
 BOGGESS, Robert E. "Bob" 1947-51
 BOHANNON, W. W. "Bo" (C) 1934-36
 BOLTON, Dick (F) 1955-56
 BORGINI, Joe (F) 1959-60
 BORNER, Ray (C) 1981-82
 BORNMAN, D. L. "Squatty" (G) 1922-25
 BORNMAN, J. P. "John" (G) 1922-23
 BOSLEY, David (G) 1993-97
 BOUDREAUX, Harold (F) 1989-92
 BOWLING, W. Scott, Jr. (G) 1964-66
 BOWMAN, Sid S. "Stinkey" (F) 1929-30
 BOZEK, Pete (F) 2000-02

Kenny Drost



Frank Brian



BOYD, Brent (G) 1975-76
 BOZEMAN, A. (G) 1939-40
 BOZEMAN, Charlie (C) 1938-41
 BOZEMAN, T. (G) 1938-41
 BRANCH, Malcolm (C) 1945-47
 BRANCH, W. (F) 1943-44
 BRANDON, Jamie (G), 1991-94
 BRANTLEY, John B. (G) 1970-72
 BRAYMAN, P. (F) 1952-53
 BREATHWIT, John (G) 1975-77
 BRIAN, Brad H. (G) 1964-67
 BRIAN, Frank (F) 1942-43; 1945-47
 BRIDGES, Kenneth (G) 1951-53
 BRIDGEWATER, Brad (C) 1998-00; 01-03
 BRIGHT, Torris (G) 1999-03
 BRILEY, C. 1915-16
 BRINKLEY, Mike (G) 1958-59
 BRITTON, C. E. (F) 1916-17
 BROCATO, Jim (G) 1946-47
 BROTHERTON, Paul P. (F) 1938-40
 BROWN, Dennis (G) 1983-85
 BROWN, Ernest (G) 1977-79
 BROWN, Lobdell P. 1925-26
 BROWN, Michael (F) 1975-76
 BROWN, Oliver (F) 1983-87
 BROWN, Ossie B. (F) 1943-44
 BROWN, Perry (F) 1929-30
 BROWN, Roland (F) 1932-34
 BRYAN, Arnold "Judge" (F) 1934-37
 BUCHANAN, F. "Buck" (F) 1937-40
 BUKUMIROVICH, Neboisha (G) 1984-88
 BURGE, Dick (G) 1939-40
 BURGE, Dennis F. "Pete" (C) 1932-34
 BURNETT, Jack (F) 1926-29
 BURNS, Lenear (F), 1990-91; 92-94
 BURTON, Kenny G. (F) 1944-45
 BUSH, Tim (F) 2002-03
 BUSHMAN, John C. "Jack" (F) 1936-39
 BUSSEY, Young (G) 1937-38

C

CAMPBELL, Andy (C) 1978-81
 CAMPBELL, Walter (F) 1977-78
 CANNON, (G) 1937-39
 CARD, Norman (C-F) 1961-64
 CARR, John (G) 1969-70
 CARTER, (F) 1913-14
 CARTER, Cedric (F) 1997-99
 CARTER, Howard (G-F) 1979-83
 CARTER, Maurice (G) 1995-99
 CAVETT, J. R. "Slick" (C) 1915-19
 CEASAR, Clarence (F), 1991-95
 CHANEY, John (F) 1940-43
 CHASE, Pat (G) 1964-66
 CHASE, Sam (G) 1961-64
 CHIDLEY, Steve (G) 1971-72
 CHIN BING, Allen (F) 1933-34

Wade Evans



Greg Cook



CLARK, 1908-10
 CLARK, Ned (F) 1951-55
 CLUNIE, Joe (F) 1959-60
 COCKERHAM, J. H. (F) 1911-13
 COJOE, Theron (F) 1982-84
 COLLINS, A. H. "Rip" (G) 1945-47
 COLLINS, Tommy (G) 1957-59
 COMBS, Joe H. 1956-59
 CONKLIN, Tom J. (C) 1959-62
 CONLEY, Ocie (G) 1984-86
 COOK, Greg (C) 1976-77, 1978-81
 COOPER, (F) 1929-30
 COOPER, Darryl (G) 1998-99
 COOPER, Ellis O. (G) 1960-63
 COPPENS, Randy (G) 1974-77
 CORMIER, Jason (G) 1988-89
 COSTELLO, Joe (G-F) 1979-82
 CORLEY, Drew (F) 1967-69
 CRAM, Steve (G) 1962-64
 CRAMER, Judd (G-F) 1963-64
 CRESS, Walker J. (G) 1937-39
 CRISCO, Jim (F) 1956-59
 CROMBERT, 1917-18

D

DABADIE, J. Levy, Jr. (F) 1943-44
 DALE, Wilton R. (F) 1943-44
 DARK, Alvin (G) 1942-43
 DARNALL, Mike (G) 1972-75
 DAVIES, Richard A. "Dick" (G) 1958-60
 DAVIS, E. M. 1935-36
 DAVIS, Glen (F), 2004-07
 DAVIS, Thomas (F) 2001-03
 DAY, Ned 1951-55
 DeARMOND, Duane (F) 1978-80
 DEAN, Joe (G) 1949-52
 DELAFIELD, Glenn A. (C) 1936-38
 DEVALL, Randy (G) 1989-90
 DICKEY, 1928-29
 DIXON, 1913-15
 DOSHER, Woody (G) 1938-40
 DOUGHTY, Frank L. (G) 1937-38
DOTSON, Aaron (G), 2009-
 DOWLING, Duncan (F-G) 1961-63
 DROST, Kenny (G) 1964-67
 DRUMMOND, H. Maury (C-F) 1960-63
 DUGAS, C. J. Bobby (G) 1921-23
 DUPONT, John M. (F) 1911-13
 DUPONT, Lawrence H. (G) 1911-14
 DUPREE, Ronald (F) 1999-03
 DYSON, Dick (G) 1923-27

E

EARL, Lewis (F) 1996-98
 EAST, John (C) 1924-27

Lionel Green



Joe Dean



EDMONDS, W. R. (F) 1916-17; 1921-22
 EDMONDSON, Mahion W (F) 1940-41
 EDWARDS, Glavis "Ike" (F) 1945-48
 ENGLAND, Matt (F) 1980-81
 ENGQUIST, John (F) 1972-74
 EVANS, Wade (F) 1972-74
 EVANS, W. Morton (C) 1910-13

F

FAHEY, Joe J. (G) 1954-56
 FARRER, Alex (C), 2006-10
 FATHERREE, Jesse (G) 1933-34
 FETTER, Bobby K. (G-F) 1961-64
 FILES, "Dude" (G) 1927-28
 FLESHMAN, David (G), 2004-06
 FORD, Deuce (G) 1995-96
 FREDERICK, E. (C) 1939-40
 FREEMAN, Mark P. (C) 1949-51
 FRESHLEY, Bob (C) 1951-54
 FREY, F. C. "Major" (G) 1919-20
 FULKERSON, Jack M. (C) 1940-43

G

GAHARAN, W. A. "Bill" (F) 1937-38
 GARAHAN, Les (F) 1927-30
 GARRISON, G. C. (F) 1927-28; 30-31
 GEYER, Randy (G-F) 1962-65
 GIACOMA, Ray (F) 1935-38
 GILBEAU, H. (F) 1924-25
 GILBERT, Charlie (C) 1933-34
 GILL, W. J. (G) 1915-17
 GIPSON, Sean (F) 1992-94
 GLADDEN, Sterling "Buck" (F) 1914-16
 GOEHRING, Kirk 1992-93
 GOWER, Bill (G) 1937-38
 GRAHAM, Delwan (F), 2008-
 GRAHAM, R. E. (G) 1939-42
 GRANT, Russell (G) 1987-89
 GRAY, Kenny (G) 1957-58
 GREEN, Al (G) 1978-79
 GREEN, Brian (F) 1999-03
 GREEN, Donald (G) 1982-83
GREEN, Garrett (F), 2007-08; 2009-
 GREEN, Lionel (C) 1975-79
 GREEN, V. E. (C) 1913-14
 GREGORY, Sonny (F) 1949-52
 GREMILLION, E. (C) 1943-44
 GREMILLION, James E. (C) 1946-47
 GRIDLEY, Bob (F-C) 1968-69
 GRIFFITH, Carroll (F) 1946-47
 GRIFFITH, Parker (G) 1986-88
 GRIGGS, Shawn (F) 1990-91
 GUGLIELMO, Gary (F) 1957-60
 GURVICH, (F) 1942-43

Mike Hansen



Ronnie Henderson



H

- HAGUE, Perry "H" (G) 1917-21
- HAILE, Samuel W. "Red" (G) 1943-44
- HALL, Bob (G-F) 1944-46; 1948-49
- HALL, Jack (C) 1996-97
- HAMMONS, J. (G) 1935-38
- HAMMINK, Geert (C) 1988-89; 1990-93
- HANSEN, Glenn (F) 1973-75
- HANSEN, Mike (G), 1990-93
- HARRELL, Louis 1928-29
- HARRIS, Bucky (F) 1926-29
- HARRIS, Dennis (F), 2009-**
- HARRIS, Jack A. (F) 1932-35
- HATCHER, George R. (C) 1923-27
- HATHORN, Conley "Red" (G) 1935-38
- HAYES, R. S. "Suthie" (F) 1917-21
- HAYNIE, George (F) 1939-41
- HEARD, Mickey (F) 1973-74
- HELM, Newton C. "Dirty" (F) 1919-23
- HENDERSON, Larry (F) 1964-66
- HENDERSON, Ronnie (G) 1993-96
- HENNER, Tommy (G) 1969-70
- HENRY, Pete (C-F) 1965-67
- HEROMAN, Harry (F) 1963-66
- HERBST, J. (G) 1941-42
- HERRING, Randy (F) 1972-75
- HESS, Tom (G) 1969-72
- HESTER, Danny (F) 1968-70
- HICKMAN, Richard F. (G) 1967-70
- HIGGS, Kenny (G) 1974-78
- HIGH, Willie (G-F) 1975-76
- HIGHTOWER, C. W. (F) 1910-11
- HIMES, Levi A "Lee" (F) 1909-12
- HIMES, (G) 1915-16
- HINES, Ray (C) 1959-60
- HOLLOWAY, Graves (C) 1947-49
- HOLT, Dick (C) 1953-56
- HOOVER, Winson F. (G) 1946-47
- HOOVER, W. (C) 1943-44
- HOSKINS, Dick, Jr. (G) 1942-44
- HOUTZ, "Jakky" 1910-11
- HOWELL, R. B. "Bilikien" (C) 1909-12
- HUDSON, Antonio (G), 2001-05
- HUDSON, John W. (G) 1959-61
- HUFFMAN, Gary (F) 1974-76
- HULTBERG, Jordy (G) 1976-80
- HUNT, 1917-18

I

- IGAU, Hubert C. (F) 1924-27
- IRVIN, Fess (G) 1986-88
- IRWIN, 1909-10
- ISLEY, Nelson (G) 1970-71
- IVES, Clarence A. "Fatty" (C) 1917-22

Leonard Mitchell



Ralph Jukkola



J

- JACKSON, A. W. "Gus" (G) 1924-25
- JACKSON, Chris (G) 1988-90
- JACKSON, Glover (C) 1993-94
- JACKSON, Howard W. (G) 1936-39
- JACOBS, Stan J. (F) 1958-61
- JACOBSON, Taylor (G), 2009-
- JENNINGS, Frank (F) 1946-47
- JOE, Darryl (G) 1986-88
- JOHNSON, Alonzo (C) 1994-95
- JOHNSON, Byron (C) 1947-52
- JOHNSON, C. B. (F) 1909-12
- JOHNSON, Chris (F), 2005-09
- JOHNSON, F. (G) 1929-32
- JOHNSON, G. (F) 1947-48
- JOHNSON, Joe (G) 1983-84
- JOHNSON, Kent (F) 1969-70
- JOHNSON, Melvin F. (G) 1911-15
- JOHNSON, Paul (G) 1992-93
- JOHNSON, Steffond (F-C) 1981-84
- JOHNSON, Tex (C) 1924-27
- JONES, Bob (F) 1923-26
- JONES, Johnny (G) 1980-84
- JONES, L. (F) 1920-22
- JONES, Leslie V. (F) 1952-55
- JONES, Wally (G) 1944-45
- JOSEPHSON, (G) 1940-41
- JOURNEY, Beau (G) 1932-35
- JOVANOVICH, Zoran (C) 1985-86
- JUKKOLA, Ralph (F) 1966-69

K

- KAMMER, Marty (G) 1955-56
- KAUFFMAN, Jim (G) 1937-38
- KEENE, Howard (F) 1961-63
- KEENY, J. R. (F) 1908-09
- KELLY, G (F) 1931-33
- KENT, John (G) 1946-47
- KILPATRICK, (G) 1919-20
- KINGERY, Wayne (G) 1944-45
- KINSLEY, Zach (G) 2008-10
- KISTLER, Brian (F) 1980-82
- KIZER, Roland C. "Chesty" (F) 1921-23
- KOUNDJIA, Regis (F), 2003-04
- KNUDSON, Jim (G) 1971-72
- KRAJEWSKI, Richard (C) 1988-91

L

- LALLY, Mike F. (C-F) 1908-11
- LAMONT, Randy (C) 1967-69
- LAZARE, Darnell (F) 2003-07
- LEDOUX, Marqus (F) 1998-99
- LANG, Bob (F) 1969-70

Bill Newton



Ed LeBlanc



- LANIER, Harold A. 1928-29
- LARCADE, J. A. (G) 1908-09
- LARKIN, M. "Slim" (C) 1929-31
- LEA, D. (G) 1945-46
- LEATHERS, W. D. "Bill" (F) 1934-37
- LeBLANC, Ed (C) 1972-76
- LANDRY, Brandon (G) 1998-01
- LEE, Bill (F) 1952-55
- LeFEVRE, Frank (C) 1974-77
- LEGLER, CHuck (C-F) 1966-69
- LEOPOLD, J. T. (F) 1917-18
- LESHER, L. R. (F) 1910-11
- LESTER, Ed. F. Jr. (F) 1944-45
- LEWIS, P. B. (G) 1909-10
- LEWIS, Cecil Ray (F) 1959-62
- LEWIS, William S. "Bill" (G) 1916-17
- LINDSEY, Clyde H. (F) 1944-46
- LINDSEY, Jim (F) 1948-51
- LINDSEY, Lloyd Leon (C) 1935-38
- LITTON, O. B. 1909-10
- LIVINGSTON, Randy, (G) 1994-96
- LLOREDA, Jaime (F), 2002-03
- LOBDELL, William Y. (F) 1931-32
- LOE, Ralph (C) 1972-73
- LOFLIN, J. T. (G) 1942-43
- LOFTIN, Bill (F) 1957-58
- LOFTIN, Bob (F) 1957-59
- LONG, Earl (F) 1958-59
- LOUGHMILLER, Don (G) 1951-54
- LOWTHER, Bobby (F) 1942-43; 45-48
- LUDDWIG, Eddie (F), 2009**
- LUKER, J. B. (G) 1928-31
- LUPCHO, Rich S. (G) 1967-69
- LYLE, Mel (F) 1946-47

M

- McCARDLE, Benny J. (G) 1951-54
- McCAIN, R. R. (G) 1955-56
- McCARSON, Paul (G) 1954-55
- McDONALD, Ben (F) 1986-87
- McDOWELL, "Red" (G) 1941-42
- McDUFF, (G) 1923-25
- McFARLAND, Reggie A. (G) 1918-23
- McGEHEE, Webb (G) 1927-30
- McKENZIE, Kyle (G) 1987-89
- McLEOD, James (G) 1941-42
- McLOUGHLIN, Bob (G) 1961-62
- McMANUS, (C) 1940-41
- McMORRIS, Vernon D. (G) 1943-44
- McNEILY, James (F) 1951-55
- MACKLIN, Durand (F) 1976-78; 79-81
- MADISON, Dave (G) 1940-43
- MAGEE, Norman (G) 1951-55
- MAGRUDER, 1909-10
- MAILE, Dick (F) 1962-65
- MANCE, Omar-Seli (G) 1998-99
- MARAVICH, Josh (G), 2002-05

Eddie Palubinskas



Ethan Martin



- MARAVICH, "Pistol" Pete (C) 1967-70
- MARSHALL, Paul (G), 1991-92
- MARTIN, Ethan (G) 1977-81
- MARTIN, Ken C. (F) 1955-56
- MARTIN, Terry (G), 2006-09
- MASCIA, David (G), 1991-92
- MASON, C. C. "Charlie" (C) 1925-27
- MASON, Dameon (F), 2006-07
- MATIZENO, (G) 1908-09
- MATTICK, Rick (C) 1976-79
- MAYOCK, Dan (F) 1968-69
- MEADOR, Bob J. (F) 1949-51
- MENRELL, Dick (F) 1946-48
- MERLE, Dom A. (F) 1955-58
- MERRELL, Richard L. (F) 1947-48
- MICHAELIS, Bill (G) 1943-44; 46-49
- MIDDLEBROOK, (F) 1919-20
- MILANOVIICH, Paul (G) 1967-68
- MILEY, Harry L. (G) 1944-45
- MILLER, Herd J. (C) 1944-45
- MILLER, Nolen C. "Babe" (G) 1933-36
- MILLER, Robert "Bob" (G-F) 1975-77
- MINOR, Tack (G), 2003-05, 07
- MITCHELL, Darrel (G), 2002-06
- MITCHELL, Leonard (F-C) 1980-84
- MITCHELL, Tasmin (F) 2005-07; 08-10
- MIXON, Butch (G) 1958-59
- MOON, Lynn B. (C) 1956-59
- MOORE, Bill (G) 1944-45
- MOREY, Dale E. (F) 1939-42
- MOSCOVITZ, Danny (G), 1990-91
- MOSELEY, V. (F) 1909-13
- MOUTON, Lyle (G) 1987-89
- MUNSON, Wayne (F) 1957-59
- MURPHY, Gene A. (F) 1947-51
- MURPHY, Mike (F) 1964-65
- MURRAY, C. C. (F) 1943-44
- MUTAVDZIC, Misha (C) 1994-96


N

- NABORS, Gene (G) 1995-96
- NATTIN, George L., Jr. (G) 1959-62
- NELTNER, Ross (F), 2003-05
- NESON, Guy W. (C) 1929-32
- NEWMAN, Donald (G) 1975-76
- NEWTON, Bill R. "Fig" (F) 1969-72
- NOLLEY, Landers (G/F) 1994-96
- NOTO, J. J. (G) 1923-24

O

- OCHS, (F) 1945-46
- O'NEAL, Shaquille (C) 1989-92
- O'QUINN, Leon (F) 1913-15
- OWENS, Andre (G) 1992-94
- OWEN, Chester (F) 1946-47
- OZBURN, Joe (G) 1948-51

T.J. Pugh



Don Redden



P

- PALFI, Djole (F) 1994-95
- PALMER, (F) 1918-19
- PALUBINSKAS, Eddie (G) 1972-74
- PAYNE, (G) 1913-15
- PEARCE, Clyde (F) 1913-17
- PERKINS, Greg (F) 1982-83
- PETTIT, Robert L. "Bob" (C) 1951-54
- PHARES, Jack (G) 1924-28
- PHILLIPS, W. J. (G) 1908-11
- PIAZZA, Doug (F) 1963-64
- PICOU, John (G) 1990-92
- POE, F. E. (F) 1929-30
- POPULIST, Daron (G), 2009-**
- POTTS, Chico (G) 1997-98
- PUGH T. J. (G) 1990-92

Q

- QUIONEZ, 1918-19

R

- RABENHORST, O. "Dudey" (G) 1918-19
- RABORN, Tommy (F) 1957-61
- RAGUS, Leonard A. (G) 1959-60
- RAISOR, Phil (G) 1958-60
- RAMIREZ, M. (F) 1943-44
- RAMSDEN, Dave K. (C) 1966-69
- RANDOLPH, Anthony (F) 2007-08
- RASMUSSEN, Bob (F) 1966-67
- RAYMOND, Chris (G) 1972-74
- REDDEN, Don (G-F) 1982-86
- REILY, Charlie S. (F) 1909-12
- REYNOLDS, Jerry (F-G) 1982-85
- RILEY, Red (G) 1917-22
- RITTMER, Perrin (F) 1949-51
- ROACH, Danny (F) 1961-62
- ROBERT, Charley (F) 1951-53
- ROBERTS, Stanley (C-F) 1989-90
- ROLAND, Lamont (G) 1999-01
- ROLLE, Magnum (F) 2005-07
- ROSS, A. L. (F) 1912-14
- RU BCHENKO, Roman (F) 1992-96
- ROY, R. S. (F) 1917-18
- RUDDLPH, Gus (F) 1978-80
- RUSHING, Troy E. (F) 1953-57
- RYAN, Warren F. "Pat" 1908-09

S

- SAMUELS, H. J. (F) 1931-34
- SANBORN, (G) 1929-32
- SANDERS, Al T. "Apple" Jr. (G) 1945-47

Derrick Taylor



Jerry Reynolds



- SANDERS, Al T. "Little Apple" III (C) 1969-72
- SANDERS, J. Y. (G) 1908-11
- SAXON, Jimmy (F) 1925-28
- SAYLOR, Doug (G) 1974-76
- SCALES, DeWayne (F) 1977-80
- SCHAPER, John N. (F) 1970-72
- SCHIELE, Chester (G) 1947-48
- SCHIELE, Joe (F) 1945-48
- SCHULTZ, Darrell (G) 1950-53
- SCOTT, Garrick (C), 1994-96
- SCOTT, Lester (G) 1988-89
- SEBASTIAN, Don J. (G) 1952-56
- SEBASTIAN, J. D. (G) 1919-20
- SHARP, (G) 1929-30
- SHEPPARD, Nick (C) 1995-97
- SHIRLEY, Calvin S. "Buddy" (G) 1965-67
- SHOCKEY, Jere (F) 1969-71
- SHOWS, W. (F) 1941-43
- SHUMAKER, Steve (C) 1967-68
- SIENER, Carl (C) 1971-74
- SIGLER, Roger W. (F) 1953-57
- SIMMONS, Terrance (G) 1996-97
- SIMOES, Paulo (G) 1986-88
- SIMPSON, Gary (G) 1970-71
- SIMS, Billy (F) 1942-43
- SIMS, Keith (G) 1944-45
- SIMS, Wayne (F) 1987-91
- SIMS, Willie (G) 1977-81
- SINGLETON, Vernel (C) 1988-92
- SLOANE, LeGrand W. (F) 1942-43
- SMITH, Allen (G) 1959-60
- SMITH, Jabari (C) 1998-00
- SMITH, Nick (F) 1925-28
- SMITH, Terry (G) 1965-66
- SMITH, Tom (G) 1930-33
- SMITH, 1909-10
- SPENCER, Bo (G), 2007-10
- SPENCER, Duane (F) 1995-96
- SPILLER, S. (G) 1909-10
- SQUIRES, (F) 1929-30
- STANFEL, Rich (C) 1982-83
- STAYTON, Bill (G) 1931-33
- STEPHENS, Reed (F) 1947-48
- STEVENS, Ed (G) 1930-31
- STEVENS, Norman G. "Steve" (G) 1922-26
- STONE, Orval (F) 1949-51
- STOREY, M. (G) 1937-38
- SWIFT, Stromile (F) 1998-00

T

- TANNEHILL, George M. (F) 1928-31
- TANNEHILL, T. (C) 1930-32
- TARASOVIC, George (F) 1951-52
- TAYLOR, Derrick (G) 1981-82; 83-86
- TAYLOR, Jeff (G) 1971-73
- TAYLOR, H. A. "Red" (F) 1927-28
- TEMPLE, Collis (C) 1971-74

Jose Vargas



Apple Sanders



- TEMPLE III, Collis (G) 1999-03
- TEMPLE, Garrett (G), 2005-09
- TERREBONNE, Greg (G), 2006-08
- THIGPEN, Tommy P. (C) 1964-67
- THOMAS, Quenton (G) 1994-95
- THOMAS, Tyrus (F), 2005-06
- THOMPSON, Charlie (G) 2000-04
- THOMPSON, Dick (G) 1947-51
- THOMPSON, T. (C) 1938-40
- THORNALL, Bill (F) 1942-43
- THORNTON, Marcus (G), 2007-09
- THORNTON, Quintin (F), 2007-09
- THORNTON, Sam B. 1922-23
- TIPTON, Wayne (F-G) 1964-67
- TITUS, Brandon (G) 1992-94
- TONKOVICH, Dawn (G) 1971-74
- TONN, R. W. "Ruddy" Jr. (F) 1930-32
- TORRANCE, Jack (C) 1931-34
- TRACEY, Dennis (G) 1988-90
- TRIBBETT, Jeff A. (G) 1967-70
- TRICHILLE, Bert (F) 1935-36
- TUCKER, Reggie (G) 1997-98
- TUDOR, Bobby (F) 1954-55
- TUDOR, John (G-F) 1980-84
- TURK, Dave (F) 1962-63
- TURNLEY, J. E. "Bob" (G) 1943-44

U

- UFFMAN, Kenneth (F) 1947-48
- USSERY, Stephen (F) 1988-89

V

- VANCE, Damon (C) 1983-84
- VANCE, Griff D. (F) 1938-41
- VARGAS, Jose (C) 1984-88
- VOIGHT, Ken L. Jr (G) 1966-68
- VOOGD, Ben (G), 2005-07

W

- WADE, Malcolm "Sparky" (G) 1932-35
- WALDEN, Henry E. (C) 1912-15
- WALTERS, Bill (G) 1942-43; 45-47
- WALTERS, Jack (F) 1935-36
- WALTON, Adam (F) 1995-97
- WARNER, Jack (G) 1996-97; 99-00
- WARREN, Storm (F), 2008-**
- WASHINGTON, Rogers (F) 1995-97
- WEBB, Charlie L. (G) 1942-43; 45-47
- WEBER, S. R. "Chink" (G) 1922-23
- WELCH, Jim (C) 1936-37
- WELLS, Wendell Wally (G) 1934-37
- WESLEY, Bob (F) 1952-53
- WHIPPLE, Xavier (G) 2001-05

Anthony Wilson



DeWayne Scales



- WHITE, Hamp (G) 1963-65
- WHITE, H. H. (G) 1915-16
- WHITE, Joe (C) 1955-57
- WHITEHURST, Charles (F) 1954-55
- WHITTLE, Bill (F) 1970-73
- WILKINSON, J. P. (G) 1912-16
- WILKINSON, W. Scott (G) 1913-17
- WILKINSON, (C) 1924-25
- WILLIAMS, Jermaine (F) 1998-02
- WILLIAMS, John (F) 1984-86
- WILLIAMSON, Maurice (G) 1989-90; 91-93
- WILSON, Anthony (G) 1983-87
- WILSON, Bill L. (C) 1962-65
- WILSON, Edwin (G) 1985-86
- WILSON, Jason (F) 2000-02
- WILSON, Les (G) 1926-29
- WILSON, Nikita (C-F) 1983-87
- WOLF, Sidney "Izzy" 1918-19
- WOLFERT, Paul (F), 2002-05
- WOLFERT, Rick (C) 1972-73, 1974-75
- WOLFF, Dennis (G) 1973-76
- WOLFE, Jamaal (G) 1998-99
- WOMACK, Leroy (F) 1996-97
- WOODSIDE, Bernard (F) 1985-88

Y

- YATES, Robert P. (G) 1947-51
- YOUNG, JueMichael (F) 2001-02

Z

- ZIEGLER, Lonnie (C) 1965-66
- ZINSER, Paul (G) 1953-55

This list represents basketball lettermen since LSU began basketball in 1908-09. The sports information office will appreciate your assistance in correcting any errors. Send all corrections or additions to Kent Lowe, P. O. Box 25095, Baton Rouge, La., 70894

Bernard Woodside



While some of the jersey numbers listed date back to the 1930s, records are somewhat incomplete through the 1950s. If you have changes, additions or corrections, please send them to Basketball SID Kent Lowe at clowe@lsu.edu for future updates.

0

Glen Davis, 2006-07

00

Brian Green, 2000-01-02-03
Omar Seli-Mance, 1999
Hernan Montenegro, 1988

1

Tasmin Mitchell, 2006-07-08-09-10
Regis Koundjia, 2005
Tony Gipson, 2003-04

2

Chris Beattie, 2010
Delwan Graham, 2009
Dameon Mason, 2007-08
Darrel Mitchell, 2003-04-05
Brian Beshara, 2000-01

3

Garrett Green, 2010
Anthony Randolph, 2008
Tack Minor, 2004-05-06-07
Torriss Bright, 2000-01-02-03
Jaamal Wolfe, 1999
Reggie Tucker, 1998
Doug Annison, 1993-94

4

Chris Bass, 2009-10
Ben Voogd, 2006-07
Regis Koundjia, 2004
JueMichael Young, 2002
Stromile Swift, 1999-00
Gene Nabors, 1996-97
Jamie Brandon, 1992-93-94
Fess Irwin, 1987-88
Joe Schiele, 1947

5

Marcus Thornton, 2008-09
Mildon Ambres, 2004
Robert Royal, 2001
Jamal Harrison, 2001
DeJuan Collins, 1998
Lester Earl, 1997
Landers Nolley, 1995-96
Andre Owens, 1993-94
Justin Anderson, 1992
Frank Jennings, 1947

10

Daron Populist, 2010
Greg Terrebonne, 2007-08
David Fleshman, 2005-06
Charlie Thompson, 2001-02-03-04

Rhodaria Caston, 1998

David Bosley, 1994-95-96-97
Maurice Williamson, 1990-92-93
Parker Griffith, 1987-88
Derrick Taylor, 1982-84-85-86
Willie Sims, 1978-79-80-81
Bob Miller, 1976-77
Eddie Palubinskas, 1973-74

11

Bo Spencer, 2008-09-10
Josh Maravich, 2003-04-05
Brandon Landry, 1999-00-01
Djole Palfi, 1995
Mike Hansen, 1991-92-93
Anthony Wilson, 1984-85-86-87
Drexal Allen, 1982
Mark Alcorn, 1980-81
Al Green, 1979
Kenny Gray, 1958
Roger Sigler, 1956-57
Charlie "Bubba" Webb, 1947

12

Aaron Dotson, 2010
Tyrus Thomas, 2006
Ronald Dupree, 2000-01-02-03
Darryl Cooper, 1999
Sean Gipson, 1993-94
John Picou, 1991-92
Lester Scott, 1989
Darryl Joe, 1987-88
Johnny Jones, 1981-82-83-84
Joe Combs, 1958
Troy Rushing, 1955
Frank Brian, 1947

13

Eddie Ludwig, 2010
Terry Martin, 2007-08-09
Pete Bozek, 2001-02
Dennis Tracey, 1989-90
Todd Kinchen, 1988
John Hudson, 1960-61

14

Garrett Temple, 2006-07-08-09
Jaime Lloreda, 2003-04
Quenton Thomas, 1995-96
Kyle McKenzie, 1988-89
Edwin Wilson, 1986
Donald Green, 1983
Matt England, 1981-82
Stanley Jacobs, 1960-61

15

Dennis Harris, 2010
Magnum Rolle, 2006-07
Jeremy Comeaux, 1998
Deuce Ford, 1996
Ocie Conley, 1985-86
Joe Johnson, 1984
Ray Borner, 1982
Ray Vallery, 1956
Don Belcher, 1953-54-55

17

James Gremillion, 1947

20

Kinsley, Zach, 2009-10
Garrett Green, 2008
Tim Bush, 2003
Leroy Womack, 1997-98
Ronnie Henderson, 1994-95-96
T. J. Pugh, 1991-92
Jason Cormier, 1989
Neboisha Bukumirovich, 1985-86-87-88
John Tudor, 1981-82-83-84
Jordy Hultberg, 1977-78-79-80
Donald Newman, 1976
Randy Herring, 1974-75
Jim Knudsen, 1972
Tommy Henner, 1970
Mark Bernbrock, 1969
Ken Voigt, 1967-68
Tommy Collins, 1959
Bill Walters, 1946
Abner Wimberly, 1944
Griff Vance, 1941
Tommy Thompson, 1939
Glenn Delafield, 1937

21

Chris Johnson, 2006-07-08-09
Courtney Trask, 2003
Jermaine Williams, 2000-01-02
Brian Beshara, 1999
Randy Livingston, 1995-96
Lenear Burns, 1990-91-92-93-94
Lyle Mouton, 1988-89
Dennis Brown, 1984-85-87
Ethan Martin, 1978-79-80-81
Doug Saylor, 1975-76-77
Tommy Raborn, 1958
Don Loughmiller, 1953-54
Humberto Ramirez, 1944
Jack Bushman, 1937

22

Taylor Jacobsen, 2010
Darrel Mitchell, 2006
Xavier Whipple, 2002-03-04-05
Maurice Carter, 1996-97-98-99
Clarence Ceasar, 1992-93-94-95
Shawn Griggs, 1991
Russell Grant, 1988-89
Greg Perkins, 1983
J. Brian Bergeron, 1979-80-81
Kenny Higgs, 1975-76-77-78
Wade Evans, 1973-74
Ray Lewis, 1960
Wayne Monson, 1958
Troy Rushing, 1956-57
Jim McNeily, 1954-55
Gene Murphy, 1949-50
Vernon McMorris, 1944

23

Pete Maravich, 1968-69-70
 Tom Collins, 1958
 Charlie Seitz, 1957
 Don Sebastien, 1954-56
 Joe Ozburn, 1949-51
 Jim McLeod, 1943
 George Haynie, 1941
 Felix Buchanon, 1938
 Ray Giacoma, 1936-37
 Sparky Wade, 1935
 Note: Pete Maravich's number retired in 1970

24

Storm Warren, 2009-10
 Terrence Simmons, 1997
 Paul Johnson, 1993
 Vernel Singleton, 1989-90-91-92
 John Williams, 1985-86
 Leonard Mitchell, 1981-82-83-84
 Len Breda, 1977-78
 Brent Boyd, 1976
 Dennis Wolff, 1974-75
 Jeff Taylor, 1972-73
 Gary Simpson, 1971
 Richard Hickman, 1968-69-70
 Brad Brian, 1967
 Buddy Shirley, 1966
 Pat Chase, 1965
 Sam Chase, 1962-63-64
 Mahon Edmondson, 1961
 Phil Raisor, 1960
 Bobby Yates, 1949
 Keith Sims, 1945
 Dave Madison, 1942
 Conley Hathorn, 1936-37-38
 Ben Journeay, 1935

25

Ross Chouest, 2002
 Louis Earl, 1997-98
 Brandon Titus, 1993-94
 Paul Marshall, 1992
 Danny Moscovitz, 1991
 Chris Carrier, 1986
 Joe Costello, 1979-80-81-82
 Randy Coppens, 1975-76-77
 Dawn Tonkovich, 1972-73-74
 John Brantley, 1971
 John Carr, 1970
 Rusty Bergman, 1968-69
 Kenny Drost, 1965-66
 Bob Fetter, 1961-62-63-64
 Dick Davies, 1959-60
 Dick Thompson, 1949-50-51
 James McLeod, 1942
 Wendell Wells, 1937

26

Talmadge Bozeman, 1940
 Glenn Delafield, 1938

27

Elliot Gremillion, 1944
 Raymond Bass, 1942
 Tommy Thompson, 1940
 Woodie Doshier, 1939
 Nolan Miller, 1935, 1936

28

Glavis Edwards, 1946
 Ed Lester, 1945
 LeGrand Sloane, 1943
 Felix Buchanon, 1940
 Dick Burge, 1939
 Jack Bushman, 1938

29

Edgar "Bud" Turnely, 1944
 John Chaney, 1941-43
 Howard Jackson, 1937
 Audley MacDonald, 1936
 Jack Harris 1935

30

Alex Farrer, 2006-07-08-09-10
 Brandon Bass, 2004-05
 Chico Potts, 1998
 Stephen Ussey, 1989
 Bernard Woodside, 1986-87-88
 Theron Cojoe, 1983-84
 Brian Kistler, 1981-82
 Frank Lifetree, 1977-78
 Michael Brown, 1976
 John Enguist, 1973-74
 Tommy Hess, 1970-71-72
 Rick Lupcho, 1968-69
 Buddy Shirley, 1967
 Scott Eowling, 1966
 Judd Cramer, 1964
 George Nattin, 1960-61-62
 Wayne Monson, 1959
 Wilton Dale, 1944
 Dave Madison 1943
 Willie Morgan, 1940-41
 Arnold Bryan, 1937
 Bert Trichel, 1936
 Buddy Blair, 1935

31

Jermaine Williams, 1999
 Oliver Brown, 1984-85-86-87
 DeWayne Scales, 1978-79-80
 Mark Smyth, 1977
 Al "Little Apple" Sanders, 1970-71-72
 Ralph Jukkola, 1967-68-69
 Wayne Austin, 1965-66
 Doug Piazza, 1964
 Maury Drummond, 1961-62-63
 Joe Borgini, 1960
 Bobby Lowther, 1943
 W. Shows, 1942
 Frank Doughtry, 1938

32

Quintin Thornton, 2008-09
 Paul Wolfert, 2003-04-05
 Willie Anderson, 1998-99
 Nick Shepherd, 1996-97
 Harold Boudreaux, 1990-91-92
 Paulo Simoes, 1987-88
 Damon Vance, 1984-85
 Howard Carter, 1980-81-82-83
 Ernest Brown, 1979
 Gary Huffman, 1975-76
 Mickey Heard, 1974
 Terry Smith, 1966
 Randy Geyer, 1964-65
 Ray Lewis, 1962
 Lynn Moon, 1959
 Charley Robert, 1953
 Bobby Boggess, 1949-50-51
 Dick Merrel, 1948
 Clyde Lindsey, 1946
 Hear Miller, 1944
 William Walters, 1943
 Sid Auger, 1936

33

Marqus LeDoux, 1999
 Glover Jackson, 1994
 Shaquille O'Neal, 1990-91-92
 Ricky Blanton, 1985-86-87-88-89
 Steffond Johnson, 1982-83-84
 Walter Campbell, 1978-79
 John Breathwit, 1976-77
 Mike Darnall, 1974-75
 Steve Chidley, 1972
 Jere Shockey, 1971
 Jeff Tribett, 1968-69-70
 Kenny Drost, 1967
 Brad Brian, 1965-66
 Steve Cram, 1964
 Ellis Cooper, 1961-63
 Butch Mixon, 1959
 Lynn Moon, 1957-58
 Bob Freshley, 1953-54
 Orval Stone, 1950
 Ray Bass, 1949
 Dick Harris, 1944
 Jack Fulkerson, 1942
 Walker Cress, 1937
 Lloyd Lindsey, 1935
 Note: Shaquille O'Neal's number retired in Dec. 2000

34

Glen Davis, 2005
 Mildon Ambres, 2003
 Cedric Carter, 1998-99
 Alonzo Johnson, 1995
 Randy Duvall, 1990
 Tyrone Black, 1980-81-82-83
 John Shaper, 1971-72
 Kent Johnson, 1970
 Chuck Legler, 1968-69
 Dave Ramsden, 1967
 Harry Heroman, 1964-65-66
 Dave Turk, 1963
 Ray Lewis, 1960-61
 Carey Guglielmo, 1958

R. R. McCain, 1957
 Paul Zinser, 1954-55
 Joe Dean, 1950-51
 Bill Michaelis, 1949
 Winson Hoover, 1944

35

Darnell Lazare, 2004-05-06-07
 Rogers Washington, 1996-97-98
 David Mascia, 1993
 Chris Jackson, 1989-90
 Jerry Reynolds, 1983-84-85
 Lionel Green, 1976-77-78-79
 Glenn Hansen, 1974-75
 Bill Whittle, 1971-72-73
 Danny Hester, 1969-70
 Chuck Legler, 1967
 Larry Henderson, 1965-66
 Jack Belcher, 1964
 Ray Hines, 1960
 Carey Guglielmo, 1959
 Dom Merle, 1957-58
 Dick Holt, 1956
 Norman Magee, 1953-54-55
 Bob Meador, 1949-50-51
 Jim Welch, 1937
 Kernan Banker, 1936

36

Bill Bohannon, 1936

37

Doc Floyd, 1937
 Buster Bryan, 1936

38

W. D. Leathers, 1935-36-37

39

Willard Beeson, 1936

40

Brian Helquist, 1999
 Durand "Rudy" Macklin, 1977-78-79-80-81
 Paul Kates, 1976
 Carl Siener, 1972-73-74
 Bob Lang, 1970
 Paul Milanovich, 1968
 Wayne Tipton, 1965-66
 Steve Cram, 1963
 Bob McLoughlin, 1962
 Stan Jacobs, 1959
 Bob Loftin, 1958
 Bill Lee, 1954
 Sonny Gregory, 1950
 Jack Hall, 1949
 Wendell Well, 1936

Note: Rudy Macklin's uniform with No. 40 retired in February 2010.

41

Ross Neltner, 2005
 Collis Temple III, 1999-00-01-02-03
 Duane Spencer, 1996-97
 Richard Krajewski, 1989-90-91
 Nikita Wilson, 1984-85-86-87
 Rick Mattick, 1977-78-79-80
 Collis Temple, Jr., 1972-73-74
 Nelson Isley, 1971
 Jere Shockey, 1969
 Bob Grdley, 1968
 Wayne Tipton, 1967
 Pat Chase, 1966
 Ronnie Register, 1965

42

Antonio Hudson, 2002-03-04-05
 Bob Hall, 1997
 Ben McDonald, 1987-88
 Edwin Wilson, 1986
 Duane DeArmond, 1977-78-79-80
 Willie High, 1976
 Marty Allman, 1971-72-73
 Steve Shumaker, 1968
 Bob Rasmussen, 1967
 Hamp White, 1964-65
 Jim Lindsey, 1949-50

43

Lamont Roland, 2000-01
 Misha Mutavdzic, 1995-96
 Geert Hammink, 1989-90-91-92-93
 Jose Vargas, 1985-86-87-88
 Greg Cook, 1978-79-80-81
 Frank LeFevre, 1975
 Ralph Loe, 1973
 Bill Newton, 1970-71-72
 Dave Ramsden, 1969
 Randy LaMont, 1968
 Pete Henry, 1966
 Dick Maile, 1963-64-65
 Norman Card, 1962
 Allen Smith, 1960
 Stan Jacobs, 1959
 Bill Loftin, 1958
 Ken Marten, 1956
 Les Jones, 1953-54
 Perrin Rittner, 1950

44

Thomas Davis, 2002-03
 Jason Wilson, 2001
 Adam Walton, 1995-96-97
 Kirk Goehring, 1993
 Wayne Sims, 1988-89-90-91
 Don Redden, 1983-84-85
 Andy Campbell, 1978-79-80-81
 Scott Spencer, 1977
 Ed LeBlanc, 1973-74-75-76
 Tommy Thigpen, 1965-66-67
 Norman Card, 1964
 Howard Keene, 1962-63
 Raymond Arthur, 1961
 Joe Clune, 1960
 Jim Crisco, 1957-58-59

Byron Johnson, 1949-50
 Bob Meador, 1948

45

Ross Neltner, 2004
 Jack Warner, 1997-98-99-00-01
 Roman Rubchenko, 1993-94-95-96
 Zoran Jovanovich, 1985-86
 Rick Stanfel, 1983
 Gus Rudolph, 1979-80
 Floyd Bailey, 1975-76-77-78
 John Brantley, 1972
 Drew Corley, 1967-68-69
 Lonnie Ziegler, 1965
 Bill Wilson, 1963-65
 Tom Conklin, 1961-62
 Phil Raisor, 1959
 Mark Freeman, 1950
 Graves Holloway, 1949

50

Bob Pettit, 1952-53-54
 Joe Combs, 1959
 Note: Bob Pettit's number retired in 1954

51

Shawson Johnson, 2003
 Jason Wilson, 2002
 Scott Bowling, 1965
 Randy Geyer, 1963
 John Bayley, 1961-62
 Carey Guglielmo, 1960

52

Jabari Smith, 1999-00
 Jeremy Comeaux, 1998
 Duncan Dowling, 1963
 Tommy Raborn, 1959-60
 Joe Fahey, 1955-56
 Benny McArdle, 1953-54
 Darrell Schultz, 1951

53

Stanley Roberts, 1990
 Jack Blecher, 1962-63
 Bob Loftin, 1959

54

Brad Bridgewater, 1999-00-02-03
 Garrick Scott, 1995-96
 Norman Card, 1963
 Duncan Dowling, 1962
 Tom Conklin, 1961
 Earl Long, 1959
 Joe White, 1956
 Ned Clark, 1954-55

55

Kenneth Bridges, 1953

LSU Athletic Hall of Fame

The LSU Athletic Hall of Fame is one of the most prestigious athletic clubs that recognizes only the best and brightest of LSU athletes. All student-athletes in the LSU Athletic Hall of Fame must have received their degree at LSU to be eligible.

In 2007, a new category was added to allow coaches and administrators into the LSU Hall of Fame. That allowed both coach Harry Rabenhorst and trainer Dr. Marty Broussard to enter the prestigious hall in 2008.

Listing includes just the members of the Hall of Fame involved in LSU Basketball:

- Malcolm "Sparky" Wade** -- Inducted in 1937
- Joe Dean** -- Inducted in 1953
- Bob Pettit** -- Inducted in 1954
- Joe Bill Adcock** -- Inducted in 1978
- Bobby Lowther** -- Inducted in 1978
- Durand "Rudy" Macklin** -- Inducted in 1990
- Shaquille O'Neal** -- Inducted in 2000
- Dr. Martin J. Broussard (Athletic Trainer)** -- Inducted in 2009
- Harry Rabenhorst (Head Coach)** -- Inducted in 2009

Louisiana Sports Hall of Fame

To be a member of the Louisiana Sports Writers Hall of Fame is one of the greatest honors that could be bestowed on an athlete from this state or who has performed a portion of his career in this state. Each year's class continues to add to the prestige of the growing list of Hall of Fame inductees. The Hall of Fame ceremonies are conducted each June in Natchitoches and plans are underway for a Hall of Fame building to be constructed just off the historic district of downtown Natchitoches.

A total of 13 men and women who participated in the LSU basketball program either as players or coaches have been inducted in the Hall of Fame. In 2005, LSU's Durand "Rudy" Macklin, a member of the 1981 Final Four team and the No. 1 rebounder and No. 2 scorer in LSU men's history, along with late former LSU women's head coach Sue Gunter were inducted.

This past year the late Dr. Martin J. Broussard became the first athletic trainer ever inducted into the Louisiana Sports Hall of Fame.

The 13 LSWA Hall of Famers with their years of participation in LSU basketball in parenthesis:

- Buddy Blair** -- (F, 1933-35, member 1935 national champions), inducted 1981
- Frank Brian** -- (F, 1942-43; 1945-47, All-SEC 1943, 1946, two-time NBA All-Star), inducted in 1986
- Dr. Martin J. Broussard** -- LSU athletic trainer for six decades, inducted 2009
- Dale Brown** -- (Coach, 1972-96, 1981, 1986 NCAA Final Four; 1979, 1981, 1985, 1991 SEC Championships, all-time winningest coach at LSU, 448 wins), inducted in 1999
- Joe Dean** -- (F, 1949-52; TV Commentator, LSU Athletic Director, 1987-2000), inducted in 2001
- Sue Gunter** -- (Coach, LSU 1982-2004), inducted into Naismith Hall of Fame, Fall 2005, inducted in 2005.
- Bobby Lowther** -- (F, 1942-43; 1945-48, All-SEC 1946, All-American in 1946 in both basketball and track and field), inducted in 1995
- Rudy Macklin** -- (F, 1976-81, All-SEC 1977, '78, '80, '81, All-America 1981) Second leading scorer, first in rebounding, inducted in 2005.
- Pete Maravich** -- (G, 1967-70, three-time All-American, Division I all-time scorer), inducted in 1984
- Bob Pettit** -- (C, 1951-54, two-time All-American, 1953 Final Four member, 10-time NBA All-Star), inducted in 1973
- Harry Rabenhorst** -- (Coach, 1925-42, '45-57, 1935 national championships, 1953 Final Four), inducted in 1970
- Malcolm "Sparky" Wade** -- (G, 1932-35, member 1935 national champions, first LSU All-American), inducted 1962
- Joyce Walker** -- (G, 1981-84, three-time Kodak All-American), inducted in 1997

Louisiana Association of Basketball Coaches

Formed in 1974, the LABC represents the colleges and universities of the state in an effort to promote basketball on all levels in Louisiana. The group celebrated its 25th anniversary in 1999 with its announcement of its Team of the Century as chosen by the head coaches of men's basketball in the state and a panel of the state's sports media.

LABC All-Louisiana Team of the Century

- FIRST TEAM**
- Pete Maravich, LSU** -- 1967-70 (Player of the Century)
 - Bob Pettit, LSU** -- 1951-54
 - Robert Parish, Centenary** -- 1972-76
 - Dwight "Bo" Lamar, USL** -- 1969-73
 - Karl Malone, Louisiana Tech** -- 1982-85
- SECOND TEAM**
- Shaquille O'Neal, LSU** -- 1989-92
 - Joe Dumars, McNeese State** -- 1981-85
 - Mahmoud Abdul-Rauf (Chris Jackson), LSU** -- 1988-90
 - Willie Reed, Grambling State** -- 1960-64
 - Calvin Natt, Northeast Louisiana** -- 1975-79
- THIRD TEAM**
- Bob Hopkins, Grambling State** -- 1952-56
 - Andrew Toney, USL** -- 1976-80
 - Mike Green, Louisiana Tech** -- 1969-73
 - Bob Love, Southern** -- 1961-65
 - Jackie Moreland, Louisiana Tech** -- 1957-60
- HONORABLE MENTION**
- LSU Players: Durand Macklin, 1976-81; Sparky Wade, 1932-35; Joe Dean, 1949-52; Howard Carter, 1979-83**

LABC Hall of Fame

- Mahmoud Abdul-Rauf** -- (G, 1988-90, played as Chris Jackson, NCAA all-time leading freshman scorer, All-American, 1989-90) -- inducted in 1998.
- Ricky Blaton** -- (F, 1984-86; 87-89, All-SEC 88, 89 ... Member 1986 Final Four team) -- inducted in 2010
- Frank Brian** -- (F, 1942-43; 45-47, All-SEC 1943, 1946, two-time NBA All-Star), inducted in 1987.
- Howard Carter** -- (G, 1979-83, member 1981 Final Four team), inducted 1994
- Dale Brown** -- (Coach, 1972-1997, winningest coach in LSU history), inducted 2005
- Joe Dean** -- (F, 1949-52), LSU Athletic Director, inducted 1985
- Jerry Reynolds** -- (F, 1982-85, All-SEC 1984, 1985), inducted 2003



Buddy Broussard accepts the LSU Hall of Fame award for his late father, Dr. Marty Broussard from Boots Garland.

Durand "Rudy" Macklin -- (F, 1976-78; 1979-81, member 1981 Final Four team, school's all-time leading rebounder), inducted 1987.

Dick Maile -- (F, 1962-65), inducted 2005

Pete Maravich -- (G, 1967-70, three-time All-American, Division I all-time scorer), inducted in 1977.

Leonard Mitchell -- (F, 1981-84, Member 1981 Final Four Team), inducted 2000

Shaquille O'Neal -- (C, 1989-92, two-time All-American, National Player of the Year, 1991), inducted 1998.

Bob Pettit -- (C, 1951-54, two-time All-American, 1953 Final Four member, 10-time NBA All-Star), inducted in 1976, charter inductee

Harry Rabenhorst -- (Coach, 1925-42, '45-57, 1935 national champions, 1953 Final Four), inducted in 1979.

Don Redden -- (F, 1982-86, member 1986 Final Four team), inducted 1993

Roger Sigler -- (F, 1953-57, All-SEC 1956, '57), inducted 1999

Collis Temple, Jr. -- (F, 1971-74), inducted 1995

Malcolm "Sparky" Wade -- (G, 1932-35, member 1935 national champions, first LSU All-American), inducted 1977

LABC Mr. Basketball Award

Given annually by the LABC to someone who has made a significant contribution to basketball in the state of Louisiana.

Joe Dean -- inaugural recipient in 1975

Bob Pettit -- recipient in 1976

Dale Brown -- recipient in 1988

Shaquille O'Neal -- recipient in 2000, L.A. Lakers

LABC Don Landry Award

Named in honor of the founder and first president of the LABC, given to someone who has rendered distinguished service and made a significant contribution to the LABC.

Dale Brown -- inaugural recipient in 1998.

LABC Bob Pettit Award

Given to the professional player of the year from Louisiana.

Shaquille O'Neal -- recipient in 1994, 1995, Orlando Magic

Shaquille O'Neal -- recipient in 2000, 2001, 2002, 2004 L.A. Lakers

Shaquille O'Neal -- recipient in 2005, 2006, 2007 Miami Heat.

Marcus Thornton -- recipient in 2010 New Orleans Hornets.



Rudy Macklin receives his Louisiana Sports Hall of Fame plaque from Louisiana Sports Writers Association President Scooter Hobbs at the 2005 induction ceremony.

LABC Tommy Joe Eagles Memorial Award

Given to the college coach of the year in Louisiana

Dale Brown -- recipient in 1979, 1981, 1986, 1987

John Brady -- recipient in 2000, 2003, 2006

Trent Johnson -- recipient in 2009

LABC Pete Maravich Memorial Award

Given to the college player of the year in Louisiana

Durand "Rudy" Macklin -- recipient 1981

Don Redden -- recipient 1986

Nikita Wilson -- recipient 1987

Chris Jackson -- recipient 1989, 1990

Shaquille O'Neal -- recipient 1991, 1992

Stromile Swift -- recipient 2000

Ronald Dupree -- recipient 2003

Brandon Bass -- recipient 2005

Glen Davis -- recipient 2006, 2007

Marcus Thornton -- recipient 2009

Tasmin Mitchell -- recipient 2010

James J. Corbett Memorial Award

Presented annual by the New Orleans Mid-Winter Sports Association to Louisiana's most outstanding athlete.

Pete Maravich -- honored in 1970

Chris Jackson -- honored in 1990

Shaquille O'Neal -- honored in 1992, 1993

LSU Team of the Brown Era

During the final year of Dale Brown's coaching career, fans were asked to vote for their favorite players in the 1970s, 1980s and 1990s. Of the 30-players selected, a panel of local and regional media along with past and present LSU administrators selected an all-time team by position encompassing Brown's 25-year tenure (1972-97):

FIRST TEAM

Center -- **Shaquille O'Neal** -- Lettered 1989-92; 1991, 1992 All-American

Forward -- **Durand "Rudy" Macklin** -- Lettered 1976-78; 1979-81; 1981 NCAA Final Four, 1981 All-American

Forward -- **Ricky Blanton** -- Lettered 1984-86; 1987-89; Member 1986 NCAA Final Four team.

Guard -- **Ethan Martin** -- Lettered 1977-81; Member of 1981 Final Four team; Second all-time in career assists.

Guard -- **Chris Jackson** -- Lettered 1988-90; 1989-90 All-American

SECOND TEAM

Center -- **Greg Cook** -- Lettered 1976-77; 1978-81

Forward -- **Leonard Mitchell** -- Lettered 1980-84

Forward -- **Don Redden** -- Lettered 1982-86

Forward/Guard -- **Howard Carter** -- Lettered 1979-83

Guard -- **Kenny Higgs** -- Lettered 1974-78

Guard -- **Derrick Taylor** -- Lettered 1981-82; 1983-86

SEC Living Legends

Past LSU basketball players and coaches honored each year at the SEC Basketball Tournament.

1999 -- **Bob Pettit**

2000 -- **Durand Macklin**

2001 -- **Joe Dean**

2002 -- **Ricky Blanton**

2003 -- **Pete Maravich**

2004 -- **Dale Brown**

2005 -- **Bobby Lowther**

2006 -- **Collis Temple, Jr.**

2007 -- **Dick Maile**

2008 -- **Frank Brian**

2009 -- **Ethan Martin**

2010 -- **Ned Clark**



Dr. John V. Lombardi

President, Louisiana State University System



Dr. John V. Lombardi is the fifth individual to serve as the President of the Louisiana State University System. As its Chief Executive Officer, Dr. Lombardi oversees 11 institutions, including five academic campuses, as well as 10 public hospitals located throughout the state. He is also a Professor of History at Louisiana State University and Agricultural and Mechanical College.

Dr. Lombardi was born in Los Angeles, California and attended Pomona College where he earned his bachelor's degree. He received his M.A. and Ph.D. degrees in history from Columbia University. He joined the faculty in the Department of History at Indiana University, where he later served as Dean of International Programs and Dean of the College of Arts and Sciences. In 1987, he became Provost and Vice President for Academic Affairs at the Johns Hopkins University. From 1990-1999, Dr. Lombardi was President of the University of Florida. Prior to his appointment as President of the LSU System, he served as Chancellor of the University of Massachusetts Amherst.

He is a Latin American historian, with a special interest in Venezuela. Dr. Lombardi is also one of the country's foremost authorities in higher education, serving as Co-Editor of The Top American Research Universities. He is the author of numerous professional publications, and along with his wife, Cathryn, co-authored a teaching atlas on Latin American History. He has taught courses in history, intercollegiate sports, and university management.



Dr. John Lombardi with Mike the Tiger at the 2009 LSU Athletics Hall of Fame ceremony.

LSU Board of Supervisors



Ronald Anderson
Baton Rouge, La.
District 6



Dr. Jack A. Andonie
Metairie, La.
District 1



R. Blake Chatelain
Alexandria, La.
Chairman
District 5



Garret "Hank" Danos
Larose, La.
District 3



Ann Duplessis
New Orleans, La.
District 2



Tony Falterman
Napoleonville, La.
District 3



Dr. John George
Shreveport, La.
District 4



Stanley J. Jacobs
New Orleans, La.
District 1



Alvin Kimble
Baton Rouge, La.
District 6



Raymond Lasseigne
Bossier City, La.
District 4



Laura A. Leach
Lake Charles, La.
District 7



James Moore
Monroe, La.
Chairman-Elect
District 5



Ben W. Mount
Lake Charles, La.
District 7



Rod West
New Orleans, La.
District 2



Robert Yarborough
Baton Rouge, La.
Member-at-large



Ali Lieberman
Shreveport, La.
Student Representative



Dr. Michael V. Martin

Chancellor, LSU



Dr. Michael V. Martin assumed the chancellorship of Louisiana State University and A&M College on August 1, 2008. Prior to his appointment as LSU's eighth chancellor, Dr. Martin established a distinguished career in higher education, serving most recently as president of New Mexico State University.

Before arriving at NMSU in 2004, Dr. Martin served for six years as vice president for agriculture and natural resources at the University of Florida, leading the university's Institute of Food and Agricultural Sciences. He was elevated to senior vice president of the University of Florida shortly before being selected as NMSU's president. Previously, he was vice president for agricultural policy and the dean of the College of Agricultural, Food and Environmental Sciences at the University of Minnesota. He began his academic career at Oregon State University as a faculty member in the Department of Agricultural and Resource Economics.

An academic leader dedicated to the land-grant mission, Dr. Martin is recognized as a strong voice for higher education. In 2007, he received the Justin Smith Morrill Memorial Award, named after the author of the bill creating land-grant universities, which honors outstanding service on behalf of the land-grant mission. Only six individuals have been designated to receive this award since it was first given in 1980. For his leadership in improving the quality of life for New Mexico citizens and future generations, he was awarded the 2008 Distinguished Leadership Award by Leadership New Mexico.

Other recent awards include his recognition as a powerbroker by The New Mexico Business Weekly in 2006, being named Outstanding Alumnus of Minnesota State University Mankato in 2006, and receiving the NMSU Social Justice Award in 2005.

Dr. Martin is involved in a wide array of professional and community organizations and activities.

An active scholar, Dr. Martin has authored numerous book chapters and articles for academic journals, trade publications, and the popular press and recently published pieces for The Chronicle of Higher Education and University Business.

Some of his philosophy is summed up in the following quote: "It is the tradition of land-grant universities to be non-traditional," written as part of a 2001 article titled "The Land-Grant University in the 21st Century," published in the Journal of Agricultural and Applied Economics. He traced the history of the land-grant movement from the mid-1800s and concluded that "the fundamental land-grant principles of accessibility, practical as well as classical education, research and discovery in the public interest, and connectedness to all the people remain powerful and profound."

A native of Crosby, Minn., Dr. Martin earned a bachelor's degree in business and economics and a master's degree in economics at Mankato State College (Minnesota State University) in Minnesota. He received his Ph.D. in applied economics from the University of Minnesota in 1977.

Dr. Martin and his wife, Jan, have two children, both adopted from South Korea. Amanda, a graduate of the University of Wisconsin-Eau Claire, is a graphic artist in Saint Paul, Minn. Sam, who holds a bachelor's degree from the University of Minnesota and a master's from Sarah Lawrence College, is a genetics counselor at Beth Israel Hospital in New York City.



Dr. Michael V. Martin speaks at the opening of the New Alex Box Stadium on February 20, 2009.



Dydia DeLyser

Faculty Athletics Representative

Dydia DeLyser, an associate professor in the Department of Geography and Anthropology, serves in her fifth year as LSU's Faculty Athletics Representative.

DeLyser, a native of Santa Monica, Calif., earned her bachelor's degree in 1992 from UCLA, and her master's and doctoral degrees from Syracuse University (in 1996 and 1998).

DeLyser arrived at LSU in August 1998 as an Instructor before becoming an assistant professor one year later. She was promoted to associate professor with tenure in August 2005.

DeLyser is a cultural-historical geographer. Her research has been both ethnographic and historical, and most of it questions how different built landscapes can help make the past meaningful in the present.

Much of her published research has focused on two different studies. One was a many-year ethnographic study of a ghost town in California (Bodie State Historic Park) where she examined how images and ideas about the American mythic West became meaningful to the tourists who

visited the town. The second was a historical study that examined a 19th century novel (Ramona) and how it changed the way people understood (and still understand) southern California's past.

Her current research concerns early women aviators and how they used their practices of flying to advance feminism in the post-suffrage era.

DeLyser teaches graduate courses in cultural geography, qualitative research, and academic and professional writing. She has also taught undergraduate courses in cultural, and urban geography, and an introductory world-regional geography course.

DeLyser is a first-generation American -- her parents were Dutch immigrants and English is her second language. She also has language abilities in Russian and Spanish.

DeLyser's hobbies include driving/riding antique cars and motorcycles. She is also a licensed pilot and co-owns a Citabria, which is a two-place aerobatic airplane.



Joe Allewa

LSU Vice-Chancellor/Director of Athletics



Joe Allewa enters his third year as LSU's Vice Chancellor and Director of Athletics after being hired to lead one of the nation's most powerful athletic programs on April 4, 2008. Allewa joined LSU after 10 years of outstanding leadership as the director of athletics at Duke University. He officially took over at LSU on July 1, 2008.

The LSU Board of Supervisors approved a promotion in August 2009 for Allewa, adding vice chancellor to his title and expanding his role to the academic side of the university. It's the first time at LSU that the director of athletics has also held a vice chancellor position.

"I am honored to be named vice chancellor at this outstanding institution and thank Chancellor (Michael) Martin, President (John) Lombardi and the Board of Supervisors for the confidence they have shown in me," Allewa said. "Athletics is the window through which many people view LSU and it is important that we excel in competition and in the classroom while demonstrating the utmost of integrity. I believe my promotion ties athletics closer to the university and that is a good thing for everyone; we are all on the same team."

Under Allewa's guidance, LSU has reached new heights in terms of athletic success while continuing to be recognized as one of the top enterprises in college athletics.

A veteran leader in college athletics, Allewa is dedicated to athletic and academic excellence. He is committed to providing the opportunities and the resources necessary for student-athletes to excel in competition, in the classroom and in the community.

Allewa, 57, is well-respected for sustaining high standards of excellence and integrity in athletic programs, hiring the finest coaches in the country and the high level of success achieved by student-athletes.

One of Allewa's big initiatives on the LSU campus is the launching of a strategic plan for the continued success and future improvement of LSU Athletics.

LSU Athletics has produced a new booklet called "LSU: Thru and True" designed to introduce a strategic plan for operating a top tier athletics program. The strategic plan booklet is titled "LSU: Thru and True" because, in the words of Allewa, "Our core values run deep and our commitment to excellence is relentless. At LSU, college athletics is an avenue for providing opportunities, for achieving goals, for generating enthusiasm and for nurturing passion."

The subtitle of the booklet is "Excellence in Competition, Distinction in the Classroom, and Contribution to the Community." The strategic plan addresses various topics including quality of life for student-athletes; academic and athletic excellence; compliance and ethics; financial responsibility; diversity, inclusion and equity; tradition and history, and service and communication.

The plan also includes a vision for the future of LSU athletics facilities, highlighted by plans to improve North Stadium Drive between Tiger Stadium and the Pete Maravich Assembly Center.

Allewa is an innovator with bold ideas that benefit not only LSU but all of Greater Baton Rouge. Allewa was heavily involved in the planning of the inaugural Bayou Country Superfest, a two-day country music concert and festival held in Tiger Stadium last spring. The event attracted nearly 100,000 visitors to the LSU campus and made a tremendous economic impact upon the local community.

Seventeen of LSU's 20 sports programs participated in post-season competition in 2009-10, including the Tiger football squad that played in a bowl game for the 10th straight season. Six LSU teams posted Top 10 national finishes last season, and 12 were ranked among the Top

25. LSU finished in the Top 20 of the Learfield Director's Cup rankings, which measure overall athletic success for institutions across the country.

Under Allewa's direction in 2008-09, all 20 LSU sports competed in NCAA post-season play for the first time in school history, and it culminated with the baseball team winning the national championship. In addition, six teams finished in the top 10 nationally. LSU was the only school in the Southeastern Conference to participate in a bowl game and the men's and women's NCAA basketball tournaments during 2008-09. Furthermore, LSU student-athletes volunteered a total of 2,360 hours for community service projects.

LSU earned a ninth place ranking in the 2008-09 Learfield Director's Cup, as the Tigers were second only to Florida among SEC institutions. LSU accumulated points in 18 of a possible 20 categories in the standings, also a first for the school.

Upon being hired at LSU, Allewa immediately made an impact by hiring Trent Johnson to lead the men's basketball program. Johnson, the 2009 SEC Coach of the Year, wasted little time in turning the Tigers into a winner as LSU claimed the 2009 SEC regular season title and reached the second round of the NCAA Tournament.

LSU also had top 10 national finishes in 2008-09 in gymnastics, men's and women's indoor track and field and men's and women's outdoor track and field. Thirteen of LSU's 20 sports finished the year ranked among the top 25 in the nation.

The Tiger football team capped their 2008 season with a 38-3 win over 14th-ranked Georgia Tech in the Chick-fil-A Bowl. During the offseason, Allewa helped secure the funding necessary for the addition of a state-of-the-art artificial turf practice field, which complements the surface the Tigers have in their indoor practice facility. The addition of the outdoor artificial turf field gives the LSU football program one of the nation's finest all-around facilities.

Not only did LSU teams set records but so did the fans, as over 1.5 million fans filled venues on the LSU campus in 2008-09. LSU set the school record for overall attendance in the sports of football, baseball, and softball.

Allewa oversaw in the spring of 2009 the grand opening of two of the premier baseball and softball facilities in college athletics, Alex Box Stadium and Tiger Park.

In addition, LSU opened a new gift center for its fans - the LSU SportShop. The LSU SportShop, a spectacular, free-standing facility that features the latest in LSU apparel and merchandise, is located adjacent to Mike's Habitat.

Under Allewa's guidance, LSU has one of the most lucrative apparel and shoe contracts with Nike while also having one of the nation's most attractive multi-media rights contracts with CBS Collegiate Sports Properties. LSU athletic budget is now approaching \$85 million, which allows the university to compete at the highest level in the nation.

Allewa has a long-term vision for continued improvements to LSU's athletic facilities in order to insure that the Tigers are among the best in the country well into the 21st Century. One of his top priorities is the enhancement of Tiger Stadium and making Tiger Stadium and the North Stadium Drive corridor a showplace for the university. Allewa's innovative plan is to make a plaza area between

the Maravich Assembly Center and Tiger Stadium that would recognize LSU's national championship teams and distinguished alumni. This special area, along with Mike's Habitat, and the LSU SportShop, would become the focal point for visitors to campus.

LSU opened in the spring of 2010 a basketball practice facility that houses both the men's and women's basketball teams. The new basketball practice facility features two full length courts as well as locker rooms and other amenities for both squads.

Allewa is also overseeing a major renovation to the golf course at the University Club that will be completed in September 2010, and he is developing plans for a new gymnastics practice facility, indoor tennis center and improved soccer facility. LSU's world-renowned track and field program will receive a state-of-the-art running surface this year when a new track is installed in Bernie Moore Stadium.

"Joe Allewa brings a wealth of experience and accomplishment to LSU," LSU President John Lombardi said of hiring Allewa. "I'm confident we've found a new leader for LSU athletics who exemplifies the vision and integrity needed to lead our sports programs to new heights, a champion of student athletes who believes in the highest standards of competition both on the field and in the classroom."

Allewa's impressive tenure as director of athletics at Duke propelled the university into the ranks of America's top all-around collegiate programs. Among his outstanding list of accomplishments includes the greatest 10-year period in Duke athletics, winning more ACC and NCAA championships than in any other decade in school history.

Also, his fundraising reached extensive heights providing new facilities or renovations for all 26 sports at Duke, which enhanced the experience for every student-athlete.

Allewa is active on the national collegiate athletics scene, having served on the Football Bowl Certification Committee. He sat on several Atlantic Coast Conference committees and served on the NCAA Division I Championships/Competition Cabinet.

Allewa majored in Finance at Lehigh University and received his bachelor's degree in 1975. While at Lehigh, Allewa was the quarterback of the football team and team captain in 1974. Allewa also played on the Lehigh baseball team. He served as a graduate assistant football coach and earned an MBA in 1976.

Allewa began his 32-year career at Duke University in 1976. He spent 28 years in the athletic administration prior to becoming director of athletics in 1998.

Allewa played a key role in Durham's community sports scene. He started Little League Baseball in Durham over 20 years ago, and also began the American Legion baseball program

Allewa is a member of the North Carolina American Legion Hall of Fame, Suffern High School Hall of Fame and the Rockland County Hall of Fame.

He currently serves on the Louisiana State Board of the Special Olympics.

Allewa and his wife, Annie, have three children, J.D., Jeff, and Jenny.



Verge Ausberry
Senior Associate AD/Operations

A former LSU football standout, Verge Ausberry joined the athletics administrative staff in August 2001 as the Associate Athletics Director for Operations. He was appointed to the position of Senior Associate Athletics Director in May 2006.

Ausberry supervises and is responsible for football operations, football scheduling and new projects. He also oversees the LSU men's and women's track and field programs, the equipment staff, the strength and conditioning staff, the Dr. Martin Broussard training room, the video department and football game management.

Ausberry, from New Iberia, La., played inside linebacker for the Tigers, lettering in 1986-89. He was part of two SEC championship teams, playing on teams that went to four bowl games.

Before joining the LSU athletic administration, he was very closely involved in the athletic program, first serving for almost seven years as a member of LSU's highly regarded Academic Center for Athletes.

After leaving the Academic Center, he moved in July 1999 to the Tiger Athletic Foundation staff as part of LSU's fundraising arm.

Ausberry received his Bachelor of Science degree in education in May of 1990, his Master of Education degree in administration, supervision and certification in child welfare in May of 1992 and his specialist in higher education administration in 2004. He is presently a doctoral candidate in higher education administration at LSU. He is married to the former Cheri Morial of New Orleans and they have two boys, Austin and Jaiden.



Miriam Segar
Senior Associate AD/Senior Woman Administrator

Former LSU women's basketball player Miriam Segar has been a part of the athletics administration since June of 1995 and was most recently named Senior Associate AD and the department's Senior Woman Administrator after having served as Associate Athletics Director for Student Services since April 2007. She had served as Assistant Athletics Director since 2004.

As LSU's Senior Woman Administrator, Segar's responsibilities include oversight of the highly successful Tiger Olympic Sports program including 17 men's and women's sports. Segar began her administrative career at LSU as the compliance coordinator where she served for three years. Following that, in 1998, Segar was named the director of the CHAMPS/Life Skills Program where she worked until 2001 when she became the Director of Student Services.

While working with CHAMPS/Life Skills, Segar guided the program to the Division I Athletic Directors Program of Excellence Award in 2001.

Prior to returning to her alma mater, Segar spent one year at the SEC office as the championships assistant and the officiating assistant, assisting in the management of all SEC championships and tournaments and the coordination of women's basketball officials.

Segar, the 2006 Athletic Department Female Alumna of the Year, was a three-year captain for the Lady Tigers basketball team and received four letters from 1990 to 1994. She earned the 1994 NCAA Post-graduate Scholarship and was a member of the 1994 NCAA All-Academic team.

Segar and her husband Jamie have four children -- Grant, Reid, Maggie and Hayes.



Mark Ewing
Senior Associate AD/Business

Mark Ewing, a 26-year employee of Louisiana State University, joined the Athletics Department in January 2001, and serves as the department's Senior Associate Athletics Director for Business.

Ewing is responsible for the athletic business operations including budget, travel, personnel and purchasing as well as responsibility for concession operations. He also handles financial forecasting and management of facility maintenance operations.

Ewing came to athletics from LSU's Office of Budget and Planning. He served as LSU's Budget Director overseeing the development and management of the university's \$360 million operating budget.

Prior to his service at LSU, he was employed by Cajun Electric Power Cooperative where he managed accounting for the company's \$2 billion plus construction division.

Ewing, who is a native of Pointe Coupee Parish, received a bachelor's degree in finance from LSU in 1978 and a master's degree in public administration from LSU in 1995.

Ewing and his wife, Gail, have three daughters, Andrea, Arleen and Molly Sue.



Herb Vincent
Associate Vice-Chancellor for University Relations
Senior Associate AD/External Affairs

Herb Vincent serves in the dual position of Senior Associate Athletic Director for External Affairs in the athletic department and Associate Vice Chancellor for University Relations. He was appointed Senior Associate AD in May of 2006 and assumed the additional duties of oversight of University Relations in August of 2009.

Vincent manages communications and serves as the primary public relations officer for the University and all its entities. In his role in athletics, he supervises the sports information office and marketing and promotions office, serves as the primary liaison with LSU Sports Properties, and is the department administrator for the sport of baseball.

Vincent was the LSU sports information director from July 1988 to July 2000. During that time he was named Assistant AD in November of 1989, and then was elevated to Associate AD for Communications in 1992.

In August of 2000 Vincent became Vice President for Communications for the College Sports Southeast regional cable network, headquartered in Birmingham, Ala., before returning to LSU in 2002.

He earned a bachelor's degree in journalism from LSU in 1983 and worked as a student assistant in the sports information office directed by CoSIDA Hall of Famer Paul Manasseh during his undergraduate years.

After graduating from LSU, Vincent spent the 1984 season as assistant public relations director for the United States Football League's New Orleans Breakers. In 1985, he was assistant PR director for the USFL's Los Angeles Express and was promoted during the season to the public relations staff's top position.

Vincent also served one year as assistant SID and publications director at Louisiana-Lafayette and two years as assistant director of public relations for the Southeastern Conference prior to joining LSU in 1988.

Vincent is the author of a book on the history of LSU football, "The LSU Football Vault." He is married to the former Jamey Cavacini of Versailles, Ky., and they have one daughter, Kennedy.



Bo Bahnsen

Sr. Associate AD/Compliance and Planning

Returning in 2009 to serve the department in the Compliance Office, Bahnsen is once again proving to be a very versatile member of the athletic department.

Before moving back to Compliance, Bahnsen served the previous five years, in a valuable role as Associate Athletics Director for Internal Relations, overseeing the ticket office and all customer service operations.

Bahnsen oversees the Pete Maravich Assembly Center and game management for all sports except football.

Prior to December of 2003, Bahnsen's primary responsibility for the previous 14 years was to serve as LSU's NCAA compliance officer.

Bahnsen served as manager of the LSU basketball team as an undergraduate at LSU. In 1982, he became the administrative assistant for the men's basketball team, where he worked for five years before moving into athletics administration as director of purchasing and travel for two years.

In July 1987, he became administrative assistant to Athletics Director Joe Dean, overseeing the purchasing office and departmental travel operations until his promotion in 1989. In 1989, he was assigned his primary responsibility as NCAA compliance officer as assistant athletics director, and then was promoted to associate AD in 1996.

Bahnsen has been responsible for overseeing the successful implementation of LSU's Tradition Fund Program, a football-seating plan that requires contributions for the right to purchase approximately 45,000 seats in Tiger Stadium. In 2009, he helped organize the highly successful LSU celebration of the 100th anniversary of the Men's Basketball Program.

A native of Wharton, Texas, Bahnsen attended Wharton County Junior College for two years before transferring to LSU in 1979. He earned his Bachelor of Science degree in physical education.

Bahnsen, 50, is married to the former Karen Mayson, a former LSU golfer and current head coach of the Lady Tigers golf program. The couple has two children, Darren and Devin.



Eddie Nunez

Sr. Associate AD/Operations, Project Development

Eddie Nunez joined the Athletics Department in October 2003 as the Director of Game and Event Management and was promoted to Associate Athletics Director for Operations and Project Development in June of 2007.

Nunez's responsibilities include oversight of the men's basketball program, men's tennis program and the women's tennis program. He supervises the Game/Event Management department as well as directs all capital project for the athletic department. Under his guidance, the athletic department has experienced over \$180 million dollars in renovations and construction of athletic facility projects. Most recently this included the renovations of the Maravich Center, the construction of the new baseball and softball stadiums, the LSU SportShop and the new Basketball Practice Facility.

Nunez was the Department's coordinator in the TAF construction of the West Side addition to Tiger Stadium and the new football operations center and also represents the athletics department on various University and community committees.

Nunez came to LSU after two years as the Director of Game and Event Management at Vanderbilt. Prior to that, Nunez served as men's basketball administrative assistant at Marquette University for one year and two years as men's basketball graduate assistant and head equipment manager for coach Billy Donovan at the University of Florida. He also played two seasons on the Florida basketball team in 1997 and 1998.

The native of Miami, Fla., received his associate degree in arts and architecture from Miami-Dade Community College in 1995, his bachelor's in sports management from the University of Florida in 1998 and his masters in sports administration from Florida in 2000. He is married to the former Jane Hess and the couple have a daughter, Elizabeth Kendall Nunez.



Ronnie Haliburton

Sr. Associate AD/Athletic Facility Management

Ronnie Haliburton, who served as director of facility services in the LSU Athletics Department for three years, was promoted to Associate Athletics Director for Athletic Facility Management in March 2007.

Haliburton came to the athletics department in December of 2003 from LSU's facility maintenance department, where he served as manager for five years. He was responsible for the overall management of custodial operations, special events crews, stock room inventory and equipment repair.

Haliburton played as a tight end for the LSU football team from 1986-89, and was a member of two Southeastern Conference championship teams. He later played for the Denver Broncos for three years.

He first joined LSU in an administrative capacity in 1994 as resident assistant of Broussard Hall, then the school's athletic dormitory, before moving to the weight room as a student assistant strength coach.

Haliburton became a resident manager in 1996 before being named coordinator of residence life later that year. In 1998, he became Manager of Facility Maintenance at LSU.



Brian Broussard

Assistant AD/Director of Ticket Operations

A 13-year veteran of the Athletics Department, including nine years as ticket manager, Brian Broussard was promoted to Assistant Athletics Director for Ticket Operations in July 2007.

Broussard is responsible for revenue in excess of \$40 million, which includes the management of ticket and parking sales and renewals for all sports, as well as Tradition Fund donations for

football and baseball. Additionally, he assists Mark Ewing with the Tiger Gift Center and Tiger Concessions.

Broussard began at LSU in August 1996 as an assistant ticket manager responsible for men's basketball sales and the day-to-day operations of ticket office. In March 2000, he was promoted to ticket manager, becoming responsible for the ticketing in all sports.

Prior to joining the LSU staff, Broussard was the ticket manager at Northwestern State in 1996. He worked as a promotions assistant at the University of Miami in 1995 and was the gameday club manager for the New Orleans Saints in 1994.

The Gretna native earned his bachelor's degree in political science from LSU in 1993. He is married to the former Aimee Hodges of Alexandria.



Craig Pintens

Assistant AD/Marketing

Craig Pintens is in his second year at LSU and serves as the Assistant Athletic Director of Marketing. Pintens comes from Marquette University where he served as the Associate Athletic Director of Marketing and Sales. While at Marquette, Pintens established attendance and revenue records in both men's and women's basketball ranking in the top ten nationally in men's basketball attendance.

Prior to Marquette, Pintens served as the Marketing Coordinator at the University of Texas-Pan American (UTPA), where he managed all sales, promotions, marketing and game day operations while serving as member of athletic department executive (senior) staff. Pintens was instrumental in record corporate sales numbers and successfully negotiated the first ever-Spanish radio broadcast of Bronc Athletics. Pintens has also worked with the Milwaukee Brewers, Beloit Snappers and the University of Wisconsin-Whitewater Athletic Department.

The National Association of Collegiate Marketing Administrators (NACMA) has honored Pintens with awards 15 times in the areas of season ticket campaigns, advertising, ticket sales, new media and corporate sponsorship.

Pintens received his Bachelor of Business Administration in Marketing cum laude from the University of Wisconsin at Whitewater and his Juris Doctor degree from the Marquette University School of Law. Pintens resides in Baton Rouge with his wife, Jill and their daughters Kaitlin and Avery and sons Jackson and Tate.



Michael Bonnette



Bill Franques



Kent Lowe



Matt Dunaway



Bill Martin



Will Stafford



Jake Terry



Steve Franz



Jason Feirman



Krystal Bennett



Courtney Wilburn



Pam LeBlanc

Michael Bonnette

Associate Athletic Director/Sports Information

Michael Bonnette enters his 11th year as LSU's Sports Information Director and fourth as an Associate Athletic Director after being promoted to his current position in April of 2007. Bonnette was originally elevated to Sports Information Director in August of 2000 and then promoted to Assistant Athletic Director in July of 2004. As Sports Information Director, Bonnette serves as the chief contact for LSU's nationally-ranked football team as well as overseeing all publicity activities for the 20 sports sponsored by the Athletic Department.

The 40-year-old Bonnette, who served as an Associate Sports Information Director for seven years, is in his 17th year with the LSU Athletic Department.

The Lake Charles, La., native has been around the sports media relations profession his entire life as he is the son of longtime McNeese State Sports Information Director Louis Bonnette, who was inducted into the CoSIDA Hall of Fame in June of 2009. His brother Matthew Bonnette is the Assistant Sports Information Director at Northwestern State University in Natchitoches.

Bonnette, who is a 1993 graduate of LSU, is past president of SIDs for the Southeastern Conference and is currently the vice-president for SIDs for the Louisiana Sports Writers Association. He is married to the former Robin Arnaud of Opelousas, La., and the couple has three sons, Peyton (12), Grant (11) and Max (5).

Bill Franques

Senior Associate SID

Bill Franques works as the baseball program's media relations director, and he serves as managing editor of LSU's football, men's basketball and baseball GAMEDAY publications.

The LSU baseball media guide, written and edited by Franques, has twice been named best in the nation by the College Sports Information Directors of America. His baseball brochures have finished among the top six in the nation in 13 of the past 17 seasons, including his 2009 guide which had the nation's winner for best cover.

Franques is the Alex Box Stadium public address announcer, and he is the color analyst on LSU Sports Radio Network broadcasts of baseball road games. In addition, he is the producer and co-host of LSU Sports Journal, a monthly television program featuring LSU sports personalities.

Franques also worked from 1997-2000 as the LSU baseball administrative assistant. His duties included coordinating team and recruiting travel, organizing fundraising events and booster club meetings, and overseeing office operations.

Franques received a Bachelor of Arts degree from LSU in 1985. The Lafayette, La., native is married to the former Yvette Lemoine of Bunkie, La., and they have three children -- William Paul, Jr. (9), Benjamin Lewis (8) and Madeline Lemoine (5).

Kent Lowe

Senior Associate SID

A member of the LSU Sports Information staff since August 1988, Kent Lowe was appointed senior associate SID in August 2000. He serves as the primary media contact for the LSU men's basketball team and women's golf team.

His voice is also well known as the color analyst on softball broadcasts on the LSU Sports Radio Network and for the past 17 years has written an award-winning bowling

column for The (Baton Rouge) Advocate.

Lowe, 52, came to LSU from Louisiana Downs where he served as publicity director for the Bossier City, La., racetrack.

Lowe is a member of CoSIDA, which voted his 2010 men's basketball media guide "Best in the Nation," his 2010 women's golf guide third overall and his 2009 100th anniversary men's basketball guide fifth in the nation. He is a member of CoSIDA's prestigious Academic All-American committee as well. Lowe is also a past president and current treasurer of the Louisiana Sports Writers Association. Lowe, a native of Shreveport, is a 1979 graduate from LSU-Shreveport. He earned his masters' degree at LSU in 1982.

Matt Dunaway

Associate SID

Matt Dunaway moves into his second season as an associate sports information director at LSU where he serves as the primary media relations contact for the Tigers' softball and volleyball teams in addition to promoting LSU athletics community service efforts.

Dunaway, 28, had the opportunity to publicize volleyball's Brittnee Cooper and softball's Kirsten Shortridge, a pair of All-America First-Team selections in 2009-10. He also fills in as the color analyst for selected softball road broadcasts on the LSU Sports Radio Network.

Dunaway comes to LSU from Rice where he promoted the Owls' women's basketball and tennis teams in addition to sharing secondary football duties. Prior to Rice, Dunaway spent two years across town as a sports information assistant at the University of Houston as the primary contact for the Cougars' softball, volleyball and tennis teams.

Dunaway graduated from UCF in May 2005 with a BA in broadcast journalism from the Nicholson School of Communication. He was a student assistant in the sports information office and held sports director duties for the student chapter of the UCF ISP Sports Network responsible for broadcasting Golden Knight volleyball, women's basketball, softball and baseball.

Dunaway is a member of CoSIDA and lives in Baton Rouge.

Bill Martin

Associate SID

Bill Martin enters his third year as associate SID where he handles all publicity for the LSU women's basketball program. He also serves as the top media relations assistant for the Tigers' football team.

Martin, 27, returned to his alma mater after working as an intern in the University of Florida Sports Information office from January to May 2008.

Martin handled all sports information duties for the Gators' prominent men's and women's golf programs while also working closely with men's basketball and football.

Prior to his stint at Florida, Martin served as a student intern in the LSU Sports Information office from August 2001 until December 2007. He handled all publicity for the swimming and diving program. Martin also served as the secondary SID for the LSU baseball team and a student assistant for the Tigers' football team from 2003-07.

Martin graduated from LSU with a bachelor of general studies degree in December 2007. The Lake Charles, La., native is a 2001 graduate of Barbe High School.

Will Stafford

Associate SID

Will Stafford enters his third year as a member of the LSU Sports Information staff as he serves as associate SID in charge of the national champion men's and women's track and field programs, as well as the men's golf and women's soccer programs.

Stafford is a native of Franklinton, La., and a 2006 graduate of LSU's Manship School of Mass Communication with a Bachelor of Arts degree in journalism.

Prior to receiving a full-time position at LSU, Stafford served as a graduate assistant with the sports information staff for two years while completing a master's degree in sport management in the summer of 2008. In addition, he served as a student assistant at LSU for three years from 2003-06.

Stafford's media guides have been judged in the top five in the country on six occasions by the College Sports Information Directors of America. This includes the fifth-ranked men's track and field guide in 2007; the third-ranked men's golf, fourth-ranked women's soccer and fourth-ranked women's track and field guides in 2008; and the second-ranked men's golf and third-ranked women's track and field guides in 2009.

In addition, three of Stafford's media guides have received the "Best Cover" honor as the nation's top design, including track and field in 2007 and 2009 and men's golf in 2009.

Jake Terry

Associate SID

Jake Terry begins his first year as Associate SID where he serves as coordinator of social and new media, handles all publicity for the LSU gymnastics team and assists with the football team.

Terry earned his master's degree in sport management at LSU in 2010 after receiving a Bachelor of Arts degree in broadcast journalism from LSU's Manship School of Mass Communication in 2008. Prior to receiving a full-time position, Terry served as a graduate assistant for two years at LSU when he handled responsibilities for gymnastics. During his time as a student he worked as an SID for women's tennis and also served briefly as interim SID for softball, volleyball and women's basketball.

Terry, 24, is a Baton Rouge native and is married to the former Allison Stuckey.

Steve Franz

Photography Coordinator

Steve Franz, LSU's staff photographer, joined the LSU athletics department in July of 1998 after being around the Tiger sports scene for years.

Prior to joining LSU athletics, the New Orleans native served as photographer for the independent Tiger Rag magazine for five years. Franz was also a photographer for United Press International covering some of the area's major political events, Presidential visits, the New Orleans Saints and the NCAA men's and women's Final Fours in New Orleans.

Franz, 39, has had his pictures published in several national magazines, including Sports Illustrated and The Sporting News. He is a 1993 graduate of LSU.

Jason Feirman

Publications Director

Jason Feirman is in his 10th year as the director of the LSU Athletics publications office. His responsibilities include the production design of media guides, game programs, posters, schedule cards, social media websites, advertising campaigns and various other projects for all 20 varsity sports. Feirman also oversees the design of outdoor signage on LSU Athletics facilities.

Feirman has coordinated 70 media guides and game programs that have finished among the best in the nation of the annual CoSIDA publications contest. His media guides have won "Best in the Nation" by CoSIDA three times, 2002-03 and 2007-08 women's basketball guides and the 2009-10 men's basketball guide. In 2008 his football game program was voted "Best Cover". In 2004-05 his men's basketball advertising campaign was awarded a Gold ADDY.

Feirman, 32, received a Bachelor of Arts degree from LSU in December of 2000. The Metairie, La. native, is married to the former Rachael Click, and they have a son, Cooper who was born February of 2008.

Krystal Bennett

Graphic Design Coordinator

Krystal Bennett is in her fifth year as graphic design coordinator for the LSU Athletics publications office. Her responsibilities include assisting in the design and production of all publications for the athletics department as well as being the primary graphic designer for the Tiger Athletic Foundation.

Bennett, 26, worked as a student assistant in the LSU Athletics department for two years prior to earning her bachelor's degree in graphic design in May 2006. She has produced 19 media guides that have finished among the top five in the nation in the annual CoSIDA publications contest. Her 2006 men's tennis guide, 2009 baseball guide and 2009 track and field guide were each awarded "Best Cover" honors. Both her baseball media guide and gymnastics guide finished second in the nation in 2008. More recently, her 2010 women's golf guide and 2010 baseball guide both finished third in the nation.

She is a Houghton, La., native and a graduate of Houghton High School.

Courtney Wilburn

Graphic Design Coordinator

Courtney Wilburn is in her third year as graphic design coordinator for the LSU Athletics publications office. Her responsibilities include assisting in the design and production of all publications for the athletics department.

Wilburn, 24, worked as a student designer for the LSU Office of Public Affairs prior to earning her bachelor's degree in LSU's Manship School of Mass Communication in May 2008.

She is a Sulphur, La., native and a graduate of Sulphur High School.

Pam LeBlanc

Administrative Assistant

SID Students

Jesse Deleno
Sidney Klempeter
Ali Manion
Brittany McCray
Seth Medvin
Nick Olivier
Mark Slavich

Photography Student

Chris Parent

Publications Students

Kenii Langlois
Courtney Wimmert

CREDENTIAL AND ACCESS GUIDELINES

LSU's goal is to disseminate information as widely, uniformly and fairly as possible using normally accepted media standards.

Media must meet the following guidelines in order to be granted credentials. Only media that meet the criteria and have approved the SEC Media Policy through the request of credentials on the LSU media site at LSUsports.net/media will be allowed to move forward on the credential site to request credentials and consideration for access to LSU Athletic events. No credential requests by media will be accepted by either email or phone, but must go through the credential site at LSUsports.net/media.

Past coverage and attendance at football games, football media luncheons, men's and women's basketball games, media sessions and baseball and softball games in the past 12 months will be taken into consideration for granting of credentials during the 2010-11 athletic year.

The number of credentials issued is limited by available resources. Due to space and facility restrictions, access, seat assignments in the press area as well as court-side photographers will be made on a space available basis.

GENERAL

Each Bearer must be and hereby represents that he or she is acting on a specific assignment for an accredited media agency and has a legitimate working function in connection with the Event attended. The credential is not transferable and may be revoked at any time.

The rights and privileges granted to Bearer may be terminated if any term or condition for use of the Credential is breached. The unauthorized use of the Credential subjects the Bearer to ejection from the Event.

While within the Event venue, Bearer shall, at all times adhere to the policies in place for the Event, abide by and respect access limitations, and accept and follow directions provided by the SEC or SEC member institution(s) hosting the Event.

PRINT

Daily newspapers are eligible to apply for credentials and access to media opportunities. The granting and number of credentials will be based on newspapers' circulation on a space available basis.

Membership in the Louisiana Press Association or membership in the Louisiana Sports Writers Association may be used in determining access to credentials. Weekly newspapers based on requests will be limited to non-conference games if space exists.

Specialty publications that cover college football or sports in the host site of the two participating schools are eligible to be granted on a space available basis.

Student newspapers from the city of the two teams are able to apply for credentials on the basis of a maximum of two press row seats for dailies and one press row seat for weeklies.

TELEVISION

Television stations that have nightly news broadcasts that originate in the locale of the station that includes sports coverage are eligible to apply for credentials. All other stations will be filled on a space available basis.

Student television stations from the two participating schools are eligible to apply on a space available basis.

The Credential confers on a Bearer a limited non-exclusive and non-transferable license (with no right of sublicense) to use broadcast video feeds of the Event only for regularly scheduled television newscast aired only on television (but not on any form of television available or viewable on the internet, except for a single, non-archived only simulcast by Bearer) within the period expiring at midnight on the seventh day after the Event and NO video used for such purposes shall exceed three minutes. Bearer may not broadcast any video of game action that is broadcast live until the Event has been completed.

RADIO

National and regional networks are eligible to apply for credentials.

Radio stations that employ a full-time sports director or regularly airs sports news or locally-produced talk shows are eligible to apply for credentials. No talk show may have more than one credential and the maximum credentials a station may receive for a game, based on space availability, is two.

Unless short (10 to 30 second) live updates are allowed by the SEC or its member hosting the Event, radio stations that have not license right to the Event shall not broadcast any reports from the venue on a live basis or broadcast any live description of any Event while it is still in progress.

INTERNET

Internet sites of the home and visiting school (as determined by the Media Relations or Sports Information Director) are eligible to apply for credentials.

LSU's policy is to issue credentials only to those organizations whose primary purpose is to gather news and disseminating it and for which other commercial activities are ancillary.

Other internet sites must meet each of the following guidelines in addition to meeting the above criteria to be eligible to apply for credentials and access as determined on a space available basis.

- Web site must be a legal corporate entity.
- Web site must provide daily coverage of LSU or the visiting team with its own full-time staff of reporters, photographers and equipment.
- Web site must travel to and cover a majority of away games and all major post-season events.
- Web site must be accredited by the home university as working media.
- Web sites that sponsor message boards, message centers or chat room as their primary function where people are

allowed to post anonymous information will not be issued credentials.

- The maximum number of credentials that a web site may receive is two based on space available and the discretion of the media relations or sport information director.

INTERNET USE – VIDEO AND AUDIO

Upon execution of a separate agreement with terms and conditions governing the use thereof, Bearer will be afforded access to video and audio of broadcast Events for use on Bearer's official news website(s), at no premium or charge. Otherwise, except as specifically permitted herein (with respect to online, non-archived simulcasts), Bearer shall not post, place, distribute or make available video (or audio from broadcast feeds) of game action of any Event (including any Bearer Generated Video of game action of an Event) on or through the internet or any other new media distribution platform (i.e., any other platform other than print media or a form of television not available or viewable over the internet, except for non-archived simulcasts specifically permitted herein) including, without limitation, wireless handsets, podcasts, cell phones or PDAs.

BLOGGING

By acceptance and use of an LSU media credential, the holder agrees to the following conditions as established by LSU and the Southeastern Conference.

Blogging, including periodic updates of scores, statistics or other brief descriptions of the competition throughout the Event, is acceptable provided that the Bearer conforms to the blogging policies separately published by the SEC, as such policies may be revised from time-to-time. No Bearer may produce or disseminate in any form a real-time description or transmission of the Event in any manner that constitutes, or is intended to provide or is promoted or marketed as, a substitute for television or video coverage of such Event. Bearer agrees that the determination of whether a blog is a real-time description or transmission shall be made by the SEC in its reasonable discretion. If the SEC reasonably determines that a Bearer is producing a real-time description of the Event, the SEC reserves the right to pursue all available remedies against the Bearer and to revoke his Credential.

UNAUTHORIZED USE OF CREDENTIALS

Press credentials will be issued to working press only. Press credentials are not transferable and use by anyone other than members of the working media is unauthorized. Press credentials used in an unauthorized manner will be revoked immediately. News organizations allowing unauthorized individuals to use credentials will have their credentials revoked for the remainder of the year.

All press credentials remain the property of the LSU Athletics Department and must be returned on request.

General Information on LSU Basketball Coverage

ENTRANCE

The media entrance to the Pete Maravich Assembly Center is through the Northeast Corridor of the Maravich Center. The press workroom is located in that corridor. Access to the press room is limited to those with working credentials. A pre-game meal will be served approximately one hour before tipoff in the area across from the press room in the Northeast Corridor.

PARKING

Media parking is located in lots near the Pete Maravich Assembly Center. Because of limited space, requests for parking should be made with credential requests. It should not be assumed that parking passes will be provided with all media credentials.

SATELLITE TRUCKS

Any outlet using a satellite truck must request satellite truck parking and must have the truck in place at least two hours prior to tipoff. All production and uplink trucks should contact Dreyfus Milstead, Director of the Maravich Center, 225-578-8205 regarding parking and Director of Television Kevin Wagner, 225-578-1797, regarding production truck power hookup.

PHONE LINES

Those writers wishing personal phone lines at press row or in the press room should

contact the AT&T Office in Baton Rouge (1-800-238-5501) with LSU Sports Information as the contact.

There are a minimum of four phone lines available for every game for writers in the press room.

WIRELESS INTERNET ACCESS

Wireless Internet access is available in the press room and on press row of the Maravich Center. For information on how to access please ask LSU Basketball SID Kent Lowe.

HEAD COACH TRENT JOHNSON

Coach Johnson will be available for phone and in-person interviews on most non-game weekdays during the season. Please coordinate all requests for personal interviews with Coach Johnson at least one day in advance through Kent Lowe in the LSU Sports Information Office at 225-578-8226.

Coach Johnson will, based on the game schedule, make comments at a media session in the practice facility media room two days prior to a game. The sessions will take place prior to the team's practice. He will also take part in the weekly SEC Teleconferences beginning in January. Contact the SEC Office for the phone number.

On the road, Coach Johnson will generally not be available once the team leaves Baton Rouge.

PLAYERS

LSU players will be available in the media sessions scheduled before practice two days prior to the game as the schedule permits. Special interviews should be requested 48 hours in advance through the LSU Sports Information Office.

Phone interviews will be handled on a case-by-case basis. NO players will be available for interviews on the road prior to the game.

The team apartments, locker room and team areas of the practice facility are off limits to media representatives at all times.

POSTGAME

LSU abides by Southeastern Conference policy regarding equal access to all members of the working media.

The LSU locker room is closed to all media after all games, home and away. Requested players will be brought to the practice facility media room for a group press conference after the 10-minute cooling off period. Coach Trent Johnson will come to the media room after conducting his post-game radio network locker room. On the road, media members can visit with Johnson outside the locker-room or in the home team's interview area if so requested.

PRACTICES

Practices are closed to the media for the 2010-11 season.

KEY PHONE NUMBERS

Sports Information: 225-578-8226
Sports Information FAX: 225-578-1861
Athletic Department: 225-334-4578
LSU Sports Properties: 225-578-7169
Athletic Ticket Office: 225-578-2184
Radio: 225-578-1882
Television: 225-578-1797

The LSU Sports Information Office is located on the fifth floor of the LSU Athletic Administration Building in the west parking lot of Tiger Stadium.

MAILING ADDRESS

LSU Sports Information
P. O. Box 25095
Baton Rouge, La. 70894-5095

OVERNIGHT MAILING ADDRESS

LSU Sports Information, Room 501
LSU Athletic Administration Building
North Stadium Dr. at Nicholson Dr.
Baton Rouge, La. 70894



The Trent Johnson Show

The Trent Johnson Show, presented by Capital One Bank, a weekly one-hour radio program returns from a new location for the 2010-11 season. It is designed to give Tiger fans a chance to visit both live and by phone with LSU Coach Trent Johnson.

The show will be hosted this season by former Tiger basketball star and home game analyst for the LSU Sports Radio Network, Ricky Blanton. The show will be broadcast this year from T. J. Ribs on Acadian Thruway.

Fans have the opportunity to come out and watch the show. There is also a call-in segment that features questions from listeners on the LSU Sports Radio Network, in the Geaux Zone at LSUsports.net and on Facebook.

The first show is Dec. 6 and runs on most Mondays through the remainder of the regular season.



The History

The LSU Sports Radio Network, a division of LSU Sports Properties, brings Tiger basketball to LSU followers across the country. With two 50,000-watt clear channel affiliates and three 100,000-watt FM stations, LSU Basketball is distributed by satellite throughout the South. The LSU Sports Radio Network is anchored by Guaranty Broadcasting flagship New Country 100.7 FM in Baton Rouge. The LSU Sports Radio Network, in its 23rd year, is one of the most diverse and progressive college radio networks in the country, utilizing an in-house radio studio to originate over 140 live events in football, men's and women's basketball, baseball and softball. Besides the live events, the network schedule includes a weekly live coach's show for football, men's and women's basketball and baseball.

2010-11 Network Affiliates (PROJECTED)

CALL LETTERS	FREQUENCY	CITY
WTGE-FM	100.7	Baton Rouge
WWL-AM	870	New Orleans
KWKH-AM	1130	Shreveport
KSYL-AM	970	Alexandria
KSLO-AM	1230	Opelousas/Lafayette
KAOK-AM	1400	Lake Charles
KNOE-FM	101.9	Monroe
WBOX-FM	92.9	Bogalusa
KEUN-AM	1490	Eunice
KFNV-FM	107.1	Ferriday/Natchez
KCIL-FM	107.5	Houma
KJIN-AM	1490	Houma
KJNA-FM	102.7	Jena
KJAE-FM	93.5	Leesville
KNBB-FM	97.7	Ruston
KVPI-FM	92.5	Ville Platte
WYAB-FM	93.1	Jackson, Miss.
WFCG-FM	107.3	Tylertown, MS

Network affiliates are subject to change
Please visit <http://www.LSUsports.net/radioaffiliates>



The Trent Johnson Radio Show is broadcast from T. J. Ribs on Acadian Thruway.



Jim Hawthorne
Director of Broadcasting

Hawthorne begins his 31st season of LSU basketball play-by-play and in his LSU broadcasting career has called the action from three Final Fours, 15 College World Series in baseball (including all six national championship games LSU played in) and 15 football Bowl games, including the 2003 and 2007 National Championship games.

A 45-year play-by-play veteran with Northwestern State football, basketball and baseball, Centenary basketball, Texas League baseball and World Football League broadcasts also among his credentials. Hawthorne is married to the former Juanita Carol Thomason of Anacoco and has one son, Joseph William, two daughters, Jaime Lynn and Amanda Ruth, and three grandchildren.



The LSU Sports Radio Network broadcast team: Ricky Blanton, Jim Hawthorne, Kevin Ford

Kevin Ford

Broadcast Host/Analyst

Ford is in his 22nd year with the LSU Sports Radio Network, hosting the network's basketball pregame, halftime and postgame shows, as well as game analyst on the road games.

He is in his 16th year as football host of pregame, halftime and post-game shows.

He currently hosts the program "Louisiana Sportsman TV" which airs on Cox Sports Television.

Ricky Blanton

Home Game Analyst

Former LSU basketball star Ricky Blanton, a member of the 16-member All-Century LSU basketball team, is in his second year as the game analyst on home contests and his first as the host of the Trent Johnson weekly radio show on the network.

Blanton, a member of LSU's 1986 Final Four team, scored 1,501 points in his career (15th best at LSU) and grabbed 766 rebounds, 14th all-time from 1984-86 and 1987-89.

GO ONLINE: LSUsports.net/radioaffiliates



Inside LSU Basketball With Trent Johnson

Inside LSU Basketball with Trent Johnson, presented by Academy Sports, will be the primary source for Tiger basketball news for the 2010-11 season. Jordy Hultberg, who has been the long-time host of "Inside LSU Football" will also host the basketball show this season with Coach Johnson.

Along with game highlights, the show also features a different "inside" aspect of the basketball program each week. The show will be primarily taped on Sunday mornings following the Saturday SEC game, allowing fans the most extensive up-to-date highlights of LSU games.

Inside LSU Basketball with Trent Johnson is syndicated weekly during the season throughout all major markets in the state of Louisiana by LSU Sports Properties. In addition, the show can be viewed in its entirety in the Geaux Zone of LSU's official athletic department web site, LSUsports.net.

Inside LSU Basketball debuts in December with two shows and then resumes with the start of SEC play, running through the end of the regular season. Check local listings for air times as well as the affiliates that Inside LSU Basketball with Trent Johnson can be viewed.



For the eighth year, Cox Sports Television has teamed up with LSU to be the exclusive regional cable sports network of LSU Athletics. The television package, which was signed in February of 2003 and recently extended, gives LSU year-round exposure on the regional sports network and will include close to 40 LSU sporting events including five men's basketball games. CST, which can be seen in the Baton Rouge area on Cox Cable ch. 37, delivers LSU athletics to over 2 million viewers in Louisiana, Texas, Arkansas, Georgia, Florida, Mississippi and Virginia.



2010-11

Inside LSU Basketball Affiliates

Baton Rouge	WBRZ-TV (ABC) Cox Channel 4
Alexandria	KLAX-TV (ABC)
Lafayette	KLAF-TV (UPN)
Lake Charles	Cox Channel 8 KVHP-TV (FOX)
Monroe	KEJB-TV (MY43)
Morgan City	KWBJ-TV (WB)
New Orleans	WGNO-TV (ABC)
Shreveport	KMSS-TV (FOX)
Beaumont, Texas	KBMT-TV
Tyler, Texas	KYTX-TV
Waco, Texas	KCEN-TV

Regional CST
FSN Southwest

Network Affiliates are subject to change
Please visit <http://www.LSUsports.net/tvaffiliates>



Kevin Wagner
Director of Television

Kevin Wagner, LSU's Director of Television, is the executive producer/director for LSU's four major coaches' television shows featuring football coach Les Miles, men's basketball coach Trent Johnson, women's basketball coach Van Chancellor and baseball coach Paul Mainieri. He oversees all television projects associated with the LSU Athletics Department, including the coordination of LSU's video scoreboards in Tiger Stadium, the Pete Maravich Assembly Center and Alex Box Stadium.

Wagner, 54, was promoted to Assistant AD/Television in August, 2003 after joining LSU as assistant coordinator in August of 1989. He served as Coordinator of Electronic Media/Television for eight years prior to his most recent promotion.

A 1980 graduate of LSU in broadcast journalism, Wagner was a four-year Tiger letterman in diving (1975-79), earning All-Southeastern Conference honors in 1979 on the three-meter springboard.

A native of Houston with 31 years of experience as a television producer, Wagner and his wife Karen have two daughters - Allyson and Jennifer, and six grandchildren - Kaleigh, Conner, Randy, Tanner, Carson and Kyndal.



John Schiebe
Manager of Television

John Schiebe begins his 17th year as chief assistant in the television department. He came to LSU in August of 1994 from the University of Mississippi where he served as post-production supervisor in the Teleproductions Center. He was there for one-and-a-half years.

Schiebe served as a production assistant in Educational Television Services at Oklahoma State from 1984 through 1987 before becoming a producer/director in Agricultural Communications at OSU from 1987 until 1993 when he joined Ole Miss.

A 1986 graduate of Oklahoma State, he was born in Minneapolis, Minn. and attended high school in Oxford, Miss.

Schiebe, 48, is married to the former Mollie Clements of Memphis, Tenn., and they have two children, Tom and Pat.



David Landry
Television Producer

David Landry returned in 2006 to LSU as a producer within the television department after 12 years in television production in the Baton Rouge area.

Before his freelance career, Landry, a native of Baton Rouge, served as a full-time television

producer at LSU for four years (1990-1994) and was involved with production of LSU programming since 1988 when he was a student at the University.

Landry graduated from LSU in 1990 with a bachelor's degree in broadcast journalism. He married the former Kim Segura of Baton Rouge in 1991, and has two sons, Patrick and John.

GO ONLINE: LSUsports.net/tvaffiliates



The exclusive marketing and multi-media rights partner of **LSU** Athletics.

LSU Sports Properties provides a single-source outlet, integrating sponsorship opportunities to deliver corporate programs across all of LSU Athletics' marketing platforms for the family of loyal corporate and media partners of LSU Athletics.



On-Premise Signage

- ▶ Tiger Stadium
- ▶ Maravich Center
- ▶ Alex Box Stadium
- ▶ Olympic Sports Venues



Game Sponsorships

- ▶ Football
- ▶ Men's Basketball
- ▶ Women's Basketball
- ▶ Baseball



Hospitality

- ▶ Tickets
- ▶ Tiger One Village
- ▶ Away Game Trips
- ▶ Special Events



Media

- ▶ Radio
- ▶ Television
- ▶ Print
- ▶ Internet



Marketing Rights

- ▶ Consumer Promotions
- ▶ Event Marketing
- ▶ Logo Usage
- ▶ Official Status


Team LSU Partners



Tiger Partners



Official Partners



For more information regarding sponsorship opportunities with LSU Athletics, please contact:

LSU Sports Properties
P.O. Box 25095
Baton Rouge, LA 70894

Brooks Blakey
General Sales Manager
225.578.7571 or bblakey@lsu.edu



Joining the Tiger Athletic Foundation helps keep LSU Athletics competing at a championship level.



BE A PART OF THE TEAM



WESTSIDE RENOVATION OF TIGER STADIUM \$60 Million

The TAF renovated the westside of Tiger Stadium in order to provide 3,200 new club seats and a new press box. The new club seats provide additional revenue for the athletics program to invest in future facility projects. Opened in the fall of 2005.

EASTSIDE EXPANSION OF TIGER STADIUM \$50 Million

The TAF financed an eastside expansion that created 70 Tiger Den suites and added over 11,000 seats to Tiger Stadium making it one of the largest on-campus stadiums in America. This eastside expansion has allowed over 300,000 more fans the opportunity to see LSU football since the expansion was opened in 2000.

LAWTON SQUAD ROOM \$1.2 Million

The TAF funded the construction of a squad meeting room attached to Tiger Stadium for use by LSU's athletics teams. Prior to the construction of the Lawton Squad Room, there was no one place in LSU's athletics complex where the entire football team could meet and view instructional and motivational video presentations. Opened in 1997.

MIKE THE TIGER'S HABITAT \$3 Million

LSU's legendary live mascot is now in a new home, thanks to the TAF. This new habitat provides Mike with a 15,000-square foot environment with lush planting, a beautiful waterfall and a stream evolving from a rocky backdrop overflowing with plants and trees. LSU now enjoys one of the finest live tiger habitats in America. Opened in the fall of 2005.

For more information contact:

TIGER ATHLETIC FOUNDATION

P.O. Box 711
Baton Rouge, LA 70821
(225)578-4823
(800)644-4823
www.lsutaf.org

Fighting Tigers Platinum

\$25,000+ Philanthropic Gift per year

- TAF Membership Card
- 3 TAF Membership Points
- Opportunity to attend TAF Football Pre-Game Parties
- TAF Window Decal
- TigerLand News daily email
- Annual invite to exclusive tailgate party
- 2 points per every \$1,000 donated
- 17 bonus points for reaching \$25,000 philanthropic level in a calendar year
- Example - Total of 70 points for a gift of \$25,000

Fighting Tigers Gold

\$10,000 - \$24,999 Philanthropic Gift per year

- TAF Membership Card
- 3 TAF Membership Points
- Opportunity to attend TAF Football Pre-Game Parties
- TAF Window Decal
- TigerLand News daily email
- Annual invite to exclusive tailgate party
- 2 points per every \$1,000 donated
- 12 bonus points for reaching \$10,000 philanthropic level in a calendar year
- Example - Total of 35 points for a gift of \$10,000

Fighting Tigers

\$5,000 - \$9,999 Philanthropic Gift per year

- TAF Membership Card
- 3 TAF Membership Points
- Opportunity to attend TAF Football Pre-Game Parties
- TAF Window Decal
- TigerLand News daily email
- Annual invite to exclusive tailgate party
- 2 points per every \$1,000 donated
- 7 bonus points for reaching \$5,000 philanthropic level in a calendar year
- Example - Total of 20 points for a gift of \$5,000

TAF Champions Fund Gold

\$100 - \$4,999 per year

- TAF Membership Card
- 3 TAF Membership Priority Points
- 2 points per every \$1,000 donated
- Opportunity to attend TAF pre-game parties
- TAF Window Decal
- TigerLand News daily email

TAF Champions Fund Purple

\$50 - \$99 per year

- TAF Membership Card
- 1 TAF Membership Priority Point
- 2 points per every \$1,000 donated
- Opportunity to attend TAF pre-game parties
- TAF Window Decal
- TigerLand News daily email

LSUsports.net

The Official Website of LSU Athletics. Live pregame video, live audio and on-demand highlights in the Geaux Zone.



LSUsports.net Connect



Follow all of your favorite LSU teams and personalities on Twitter & Facebook.

Visit LSUsports.net/connect



TIGERS IN THE NBA

▼ **MARCUS THORNTON**
NEW ORLEANS HORNETS



▼ **TYRUS THOMAS**
CHARLOTTE BOBCATS



▼ **BRANDON BASS**
ORLANDO MAGIC



▼ **SHAQUILLE O'NEAL**
BOSTON CELTICS



▲ **GLEN DAVIS**
BOSTON CELTICS



▲ **ANTHONY RANDOLPH**
NEW YORK KNICKS



▲ **GARRETT TEMPLE**
SAN ANTONIO SPURS



2010//2011 SCHEDULE

NOVEMBER

- 12 - NORTHWESTERN ST., 7 p.m.
- 16 - NICHOLLS STATE, 7 p.m.
- 18 - TENNESSEE-MARTIN (Cox Sports TV), 7 p.m.
- 21 - Memphis (at Tupelo, Miss.) (CBS College), 4 p.m.
- 24 - CENTENARY , 7 p.m.
- 28 - at South Alabama (CSS/CST), 3 p.m.
- 30 - HOUSTON, 7 p.m.

DECEMBER

- 11 - CENTRAL MICHIGAN (Cox Sports TV), 7 p.m.
- 13 - COASTAL CAROLINA, 7 p.m.
- 16 - MCNEESE STATE (Cox Sports TV), 7 p.m.
- 18 - Wichita State (at Shreveport, La.), 7 p.m.
- 22 - NORTH TEXAS (Cox Sports TV), 7 p.m.
- 27 - SOUTHERN (Cox Sports TV), 6 p.m.
- 29 - at Rice, 7 p.m.

JANUARY

- 2 - at Virginia (FSN), 4:30 p.m.
- 8 - at Auburn * (FSN), 5 p.m.
- 12 - ARKANSAS * (SEC Network), 7 p.m.
- 15 - at Kentucky * (SEC Network), 3 p.m.
- 22 - OLE MISS * (SEC Network), 12:30 p.m.
- 26 - at Tennessee * (SEC Network), 7 p.m.
- 29 - at Alabama * (FSN), 7 p.m.

FEBRUARY

- 2 - SOUTH CAROLINA * (SEC Network), 7 p.m.
- 5 - MISSISSIPPI STATE * (SEC Network), 3 p.m.
- 9 - at Ole Miss * (CSS/CST), 8 p.m.
- 12 - at Arkansas * (SEC Network), 7 p.m.
- 17 - ALABAMA * (ESPN or ESPN2), 8 p.m.
- 20 - FLORIDA * (ESPN or ESPN2), Noon
- 23 - at Mississippi State * (CSS/CST), 8 p.m.
- 26 - VANDERBILT * (SEC Network), 12:30 p.m.

MARCH

- 2 - at Georgia * (SEC Network), 7 p.m.
- 5 - AUBURN * (FSN), 6 p.m.
- 10-13 - SEC Tournament (at Atlanta), TBA

All Times are Central & Subject to Change

* - Denotes SEC opponent

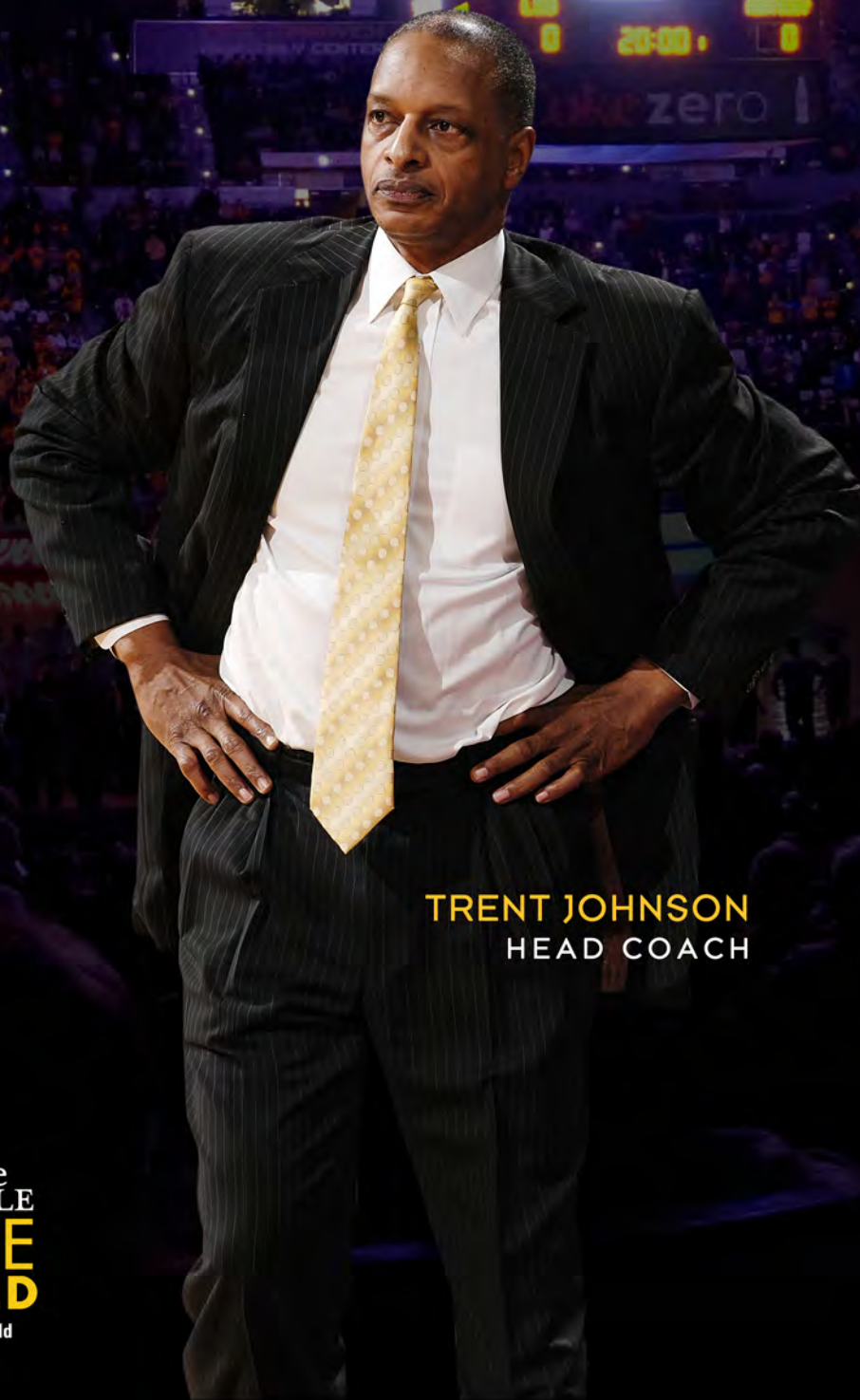
GOLD - Denotes home game

LSUsports.net

 Facebook.com/LSUBasketball

 @LSUCoachJohnson / @LSUBasketball

Love
PURPLE
LIVE
GOLD
lsu.edu/gold



TRENT JOHNSON
HEAD COACH