

Contents

Intro

- 2 Quick Facts
- 3 Schedule/Results
- 4 2008-09 Rosters
- 5 Season Preview

100 Years

- 7 LSU Basketball Timeline
- 13 LSU All-Decade Teams

This is LSU

- 14 Player Development
- 16 Championship Basketball
- 18 Academic Center
- 22 Campus Life
- 25 Campus Apartments
- 26 Giving Back
- 27 Career Development/CHAMPS
- 28 City of Baton Rouge
- 29 State of Louisiana
- 30 Pete Maravich Assembly Center
- 32 Practice Facility
- 34 National spotlight
- 36 Strength and Conditioning
- 38 Broussard Training Room
- 40 NCAA Final Four Legacy
- 41 1935 National Champions
- 42 All-Americans, SEC Players of the Year
- 43 First Team All-Americans
- 45 Bob Pettit
- 46 Pete Maravich
- 47 Shaquille O'Neal
- 48 Tigers in the NBA
- 51 Mike The Tiger
- 52 LSU Greats
- 54 LSU Alumni
- 56 Andonie Sports Museum
- 57 Athletic Facilities
- 58 Tiger Girls
- 59 Cheerleaders

The Tigers

- 60 Alex Farrer
- 62 Garrett Green
- 64 Chris Johnson
- 67 Terry Martin
- 70 Tasmin Mitchell
- 73 Bo Spencer
- 75 Garrett Temple
- 78 Marcus Thornton
- 80 Quintin Thornton
- 81 Chris Bass
- 82 Delwan Graham/Dennis Harris
- 83 Zach Kinsley/Storm Warren
- 84 Returning Player Stats
- 85 Radio/TV Roster

Coaches

- 86 Coaches of the SEC Era
- 87 All-Time Coaching Records
- 88 Head Coach Trent Johnson
- 91 Assistant Coach Donny Guerinoni
- 92 Assistant Coach Keith Richard
- 93 Assistant Coach Brent Scott
- 94 Chris Bobel/Support Staff
- 95 Training/Strength and Conditioning

Review

- 96 2007-08 Season Review
- 98 2007-08 Box Scores
- 102 2007-08 Season Statistics
- 103 2007-08 Scoreboard
- 104 2007-08 Superlatives
- 105 2007-08 Game-by-Game Statistics
- 106 2007-08 Starting Lineups
- 107 SEC Review
- 108 SEC Postseason Honors
- 109 SEC Team Statistics
- 110 SEC Individual Statistics
- 111 NCAA Statistics

- 112 Non-Conference Opponents
- 114 SEC Office
- 115 SEC TV Schedule/LSU on TV
- 116 Alabama, Arkansas, Auburn, Florida, Georgia, Kentucky
- 117 Ole Miss, Miss. State, South Carolina, Tennessee, Vanderbilt, Series Records vs. 2008-09 SEC Opp.
- 118 Postseason Dates, Travel Plans
- 119 SEC Tournament

Records

- 121 School Records
- 124 Maravich Center Records
- 125 Miscellaneous Records
- 126 Individual Career Records
- 127 Individual Single-Season Records
- 128 Individual Single Game Records
- 129 Opp. Individual Game Records
- 130 Team Game Records
- 131 Team Single Season Records
- 132 Opp. Team Season Records
- 133 Records by Class
- 134 Yearly Leaders
- 136 1,000-Point Club
- 139 500 Career Rebound Club
- 140 60-50-40-30 Club
- 143 LSU-NCAA Sec Stat Leaders
- 144 SEC Tournament Records
- 145 NCAA Tournament Records
- 146 NIT Records

History

- 147 Yearly Records/Milestones
- 148 Home-Away-Neutral
- 149 Year-by-Year Results
- 158 Series Records
- 167 Record vs. Conferences
- 168 Championship Teams
- 170 LSU in the AP Poll
- 173 LSU in the Post Season
- 177 SEC Championships
- 178 Year-by-Year Team Stats
- 180 100-Point Games
- 181 Overtime Games
- 182 Pete Maravich Assembly Center
- 184 All-SEC Teams
- 187 Harry Rabenhorst
- 188 Dale Brown
- 189 John Brady
- 190 Lettermen
- 193 LSU By The Numbers
- 196 Louisiana Awards

LSU

- 198 President Dr. John V. Lombardi
- 199 Chancellor Dr. Martin V. Martin
- 200 Athletics Director Joe Alleva
- 201 Athletics Administration
- 203 Tiger Athletic Foundation
- 204 LSU Sports Information
- 205 Media Guidelines
- 206 LSU Sports Radio Network
- 207 LSU Sports TV Network
- 208 LSU Sports Properties

www.LSUsports.net/mensbasketball - For more LSU Basketball Information



On Jan. 30 and 31, 2009, LSU basketball will welcome back its family to celebrate the 100th anniversary of the first intercollegiate sanctioned contest against outside competition. The event will be highlighted by a players reunion, the announcement of the all-century team and the current LSU team hosting rival Arkansas in an SEC Western Division contest.

On the Cover

- 1. Kenny Higgs
- 2. Ronnie Henderson
- 3. Shaquille O'Neal
- 4. Sparky Wade
- 5. Anthony Wilson (1986 Final Four)
- 6. Glenn Hansen
- 7. Harry Rabenhorst
- 8. Rudy Macklin
- 9. Clarence Caesar
- 10. Glen Davis
- 11. LSU Cheerleader
- 12. Frank Brian
- 13. Collis Temple
- 14. John Williams
- 15. Ricky Blanton
- 16. Mike the Tiger
- 17. Joe Dean
- 18. Tyrus Thomas
- 19. Bobby Lowther
- 20. Brandon Bass
- 21. Pete Maravich
- 22. Dick Maile
- 23. Stromile Swift
- 24. Darrell Mitchell (2006 Final Four)
- 25. Dale Brown
- 26. Bob Pettit
- 27. Ed LeBlanc
- 28. Don Redden
- 29. Howard Carter
- 30. Maravich Center
- 31. Tiger Girl
- 32. Chris Jackson



Credits

EDITOR
Kent Lowe

LAYOUT & DESIGN

Jason Feirman, Krystal Bennett, Courtney Wilburn, Kenli Langlois, Courtney Wimmer

ASSISTANT EDITORS

Michael Bonnette, Bill Franques, Elizabeth Stuart, Molly Clark

PHOTOGRAPHY

Steve Franz, Chris Parent, Jason Feirman, Neil Brake, Jim Zeitz, Bill Feig, Musemeche Photography, Dennis Hodges, NBA Photos (Andrew Bernstein, Sam Forenchich, Glenn James, Kim Stallknecht, Steve Waltman, Jeff Vinnick)

PRINTING

EBSCO Media - Birmingham, Ala.



© COPYRIGHT LOUISIANA STATE UNIVERSITY
The 2008-09 LSU Basketball Media Guide was written by the LSU Sports Information Office and designed by the LSU Publications Office on an Apple G5 using QuarkXpress 6.5 and Adobe Photoshop CS3. All text and photo content is property of Louisiana State University and LSU Athletics and can not be reproduced without permission from the LSU Sports Information Office.

Media Guides

HOW TO PURCHASE AN LSU MEDIA GUIDE:

- ▶ Preorder with your season ticket order form
- ▶ Online at www.LSUsports.net/mediaguides
- ▶ Purchase from the Tiger Gift Center

Image Requests

Members of the media can obtain photos on all LSU coaches and athletes as well as official LSU logos on the internet at <http://media.lsusports.net>. The site features head shots and action shots of all of LSU's basketball players. The site will be updated throughout basketball season. To gain access to the database, please contact Kent Lowe in the LSU Sports Information Department for a login and password.



LSUsports.net

As the Official Web Site of LSU Athletics, LSUsports.net provides complete and up-to-the-minute information about all 20 of LSU's varsity athletic teams to both fans and media around the nation.

- INTRO
- 100 YEARS
- THIS IS LSU
- TIGERS
- COACHES
- REVIEW
- PREVIEW
- RECORDS
- HISTORY
- LSU
- MEDIA



LSU Men's Basketball Coaching Staff

NAME	POSITION	ALMA MATER	YEAR AT LSU
Trent Johnson	Head Coach	Boise State, '86	1st
Donny Guerinoni	Assistant Coach	Nevada, '01	1st
Keith Richard	Assistant Coach	ULM '82	1st
Brent Scott	Assistant Coach	Rice, '03	1st
Chris Bobel	Director of Operations	Stanford, '07	1st

Basketball Facts

Head Coach:	Trent Johnson
Alma Mater/Year:	Boise State, '86
Career Record:	159-121
Years as Head Coach:	Entering 10th year
Record at LSU:	0-0
Years at LSU:	Entering 1st year
2008 Record:	13-18, 6-10 (4th SEC West)
Assistant Coaches:	Donny Guerinoni, Keith Richard, Brent Scott
Director of Operations:	Chris Bobel

University Facts

Location:	Baton Rouge, La.
Founded:	1860
Enrollment:	25,896
Nickname:	Tigers or Fighting Tigers
Colors:	Purple and Gold
Print specifications:	Purple-PMS 268, Gold-PMS 123
Mascot:	Mike VI (live Bengal tiger)
Arena:	Pete Maravich Assembly Center
Capacity:	13,215
Year Opened:	1972
All-time Record in PMAC:	423-145 (37 years)
Playing Floor:	Portable Wood
Conference:	Southeastern (Western Division)
Band:	Bengal Brass Basketball Band

University Administration

President:	Dr. John V. Lombardi (Pomona, '63)
Chancellor:	Dr. Michael V. Martin (Mankato, '69)
Faculty Representative:	Dydia DeLyser (Syracuse, '98)

Athletics Department

Athletics Director:	Joe Alleva (Lehigh, '75)
Sr. Assoc. AD/Compliance:	Bo Bahnsen (LSU, '82)
Sr. Assoc. AD/Operations:	Verge Ausberry (LSU, '90)
Sr. Assoc. AD/Business:	Mark Ewing (LSU, '78)
Sr. Assoc. AD/SWA:	Judy Southard (Coker, '70)
Sr. Assoc. AD/External Affairs:	Herb Vincent (LSU, '83)
Associate AD/Ticket Manager:	Brian Broussard (LSU, '93)
Associate AD/Facility Services:	Ronnie Haliburton (LSU, '90)
Associate AD/Compliance:	Bo Kerin (Tennessee, '96)
Associate AD/Operations:	Eddie Nunez (Florida, '98)
Associate AD/Student Services:	Miriam Segar (LSU, '97)

Sports Information

Associate AD/SID:	Michael Bonnette (LSU, '93)
Senior Associate SID:	Kent Lowe (LSU-Shreveport, '79)
Associate SID:	Caroline Domecq (LSU, '06)
Associate SID:	Bill Franques (LSU, '85)
Associate SID:	Bill Martin (LSU, '07)
Associate SID:	Will Stafford (LSU, '06)
Publications Director:	Jason Feirman (LSU, '00)
Graphic Design Coordinator:	Krystal Bennett (LSU, '06)
Graphic Design Coordinator:	Courtney Wilburn (LSU, '08)
Photography Coordinator:	Steve Franz (LSU, '93)
Administrative Secretary:	Pat Fredericks



Media Information

Men's Basketball SID:	C. Kent Lowe
SID Office Phone:	225-578-8226
Lowe's Office Phone:	225-578-1864
SID Fax:	225-578-1861
Lowe's Home Phone:	225-761-1734
Lowe's Cell Phone:	225-241-4360
Lowe's E-Mail Address:	clowe@lsu.edu
LSU website:	www.LSUsports.net
Press Row Phone:	225-578-8226
SID Mailing Address:	P. O. Box 25095, Baton Rouge, LA 70894-5095
Overnight Address:	Fifth Floor, Athletics Administration Building Nicholson Drive and North Stadium Drive Baton Rouge, La. 70894

LSU Sports Radio Network

Director of Broadcasting:	Jim Hawthorne (Northwestern St., '67)
---------------------------	---------------------------------------

LSU Sports Television Network

Director of Television:	Kevin Wagner (LSU, '80)
Assistant Director:	John Schiebe (Oklahoma St., '86)
Television Producer:	Dave Landry (LSU, '90)

LSUsports.net

Interactive Manager:	Todd Politz (LSU, '99)
----------------------	------------------------

Athletics Phone Directory (225 area code)

Athletics Department:	578-8100
Athletics Director:	578-3600
Senior Women's Administrator:	578-1888
Student Services:	578-4100
Marketing and Promotions:	578-6629
Internal Operations:	578-6603
Business Office:	578-6783
Ticket Office:	578-2184
Men's Basketball Office:	578-8217

2008-09 LSU Basketball Schedule

DATE	OPPONENT	SITE	TIME
Nov. 15	Jackson State	Baton Rouge, La.	1 p.m.
LSU Invitational			
Nov. 20	Alcorn State	Baton Rouge, La.	7 p.m.
Nov. 23	Northwestern State	Baton Rouge, La.	2 p.m.
Nov. 28	Centenary	Baton Rouge, La.	7 p.m.
Nov. 30	Troy	Baton Rouge, La.	6 p.m.
Dec. 2	Cal State Fullerton (FSN)	Baton Rouge, La.	7 p.m.
Dec. 13	Grambling State	Baton Rouge, La.	7 p.m.
Dec. 17	Nicholls State (CST)	Baton Rouge, La.	7 p.m.
Dec. 20	Texas A&M (Toyota Center)	Houston, Texas	3:30 p.m.
Dec. 22	McNeese State (CST)	Baton Rouge, La.	7 p.m.
Dec. 27	Washington State (ESPN2)	Baton Rouge, La.	1 p.m.
Dec. 31	Louisiana-Lafayette (CST)	Baton Rouge, La.	4 p.m.
Jan. 3	Southeastern Louisiana	Baton Rouge, La.	7 p.m.
Jan. 6	Utah (The Mountain)	Salt Lake City, Utah	8 p.m.
Jan. 11	*Alabama (Raycom)	Tuscaloosa, Ala.	TBA
Jan. 14	*South Carolina (CST-TD)	Baton Rouge, La.	7 p.m.
Jan. 17	*Ole Miss (Raycom)	Oxford, Miss.	3 p.m.
Jan. 21	*Mississippi State	Baton Rouge, La.	7 p.m.
Jan. 24	Xavier (Ohio) (ESPN2)	Baton Rouge, La.	7 p.m.
Jan. 28	*Tennessee (Raycom)	Knoxville, Tenn.	7 p.m.
100th Anniversary Game			
Jan. 31	*Arkansas (FSN)	Baton Rouge, La.	4 p.m.
Feb. 4	*Georgia	Athens, Ga.	6:30 p.m.
Feb. 8	*Alabama (Raycom)	Baton Rouge, La.	Noon
Feb. 11	*Mississippi State	Starkville, Miss.	7 p.m.
Feb. 14	*Ole Miss (FSN)	Baton Rouge, La.	6 p.m.
Feb. 18	*Arkansas	Fayetteville, Ark.	7 p.m.
Feb. 21	*Auburn	Baton Rouge, La.	7 p.m.
Feb. 24	*Florida (ESPN)	Baton Rouge, La.	8 p.m.
Feb. 28	*Kentucky (CBS Sports)	Lexington, Ky.	3 p.m.
March 4	*Vanderbilt (CST-TD)	Baton Rouge, La.	7 p.m.
March 7	*Auburn	Auburn, Ala.	TBA
March 12-15	SEC Tournament (Raycom, CBS)	Tampa, Fla.	TBA

Home games in Bold *denotes SEC Games CST = Cox Sports TV TD = Same day tape delay FSN = Fox Sports Net

2007-08 LSU Basketball Results

DATE	OPPONENT	SCORE	PAID ATT.
Canadian Exhibition Tour			
Sept. 1	Guelph	W, 92-60	
Sept. 2	York University	W, 101-67	
Sept. 3	University of Toronto	W, 82-55	
Nov. 1	Belhaven (Exhibition)	W, 108-57	
Nov. 6	EA Sports (Exhibition)	W, 72-68	
Nov. 12	Southeastern Louisiana	W, 72-62	8171
Nov. 14	McNeese State	W, 78-74	7891
Nov. 19	& Oklahoma State	L, 77-83	2500
Nov. 20	& Chaminade	W, 78-72	2500
Nov. 21	& Arizona State	L, 84-87 (ot)	2500
Nov. 28	Nicholls State	W, 68-41	7704
Nov. 30	Southern University	W, 88-45	7719
Dec. 6	# at Villanova	L, 67-68	9212
Dec. 15	Northwestern State	W, 82-58	7809
Dec. 19	at Wichita State	L, 47-67	10478
Dec. 22	Oregon State	W, 67-61	7713
Dec. 29	Washington	L, 65-73	8947
Jan. 2	at Tulane	L, 63-68	3690
Jan. 5	at Texas A&M	L, 53-79	12255
Jan. 9	*Mississippi State	L, 39-61	7843
Jan. 12	*at Ole Miss	L, 71-74	9328
Jan. 16	*Auburn	L, 67-74	9746
Jan. 19	*at Vanderbilt	L, 76-92	13797
Jan. 26	*Arkansas	L, 52-68	8860
Jan. 30	*at Auburn	W, 81-80	5749
Feb. 2	*at Alabama	L, 72-81	15316
Feb. 9	*Tennessee	L, 45-47	10165
Feb. 13	*at Florida	W, 85-73	11880
Feb. 16	*Kentucky	L, 63-67	9870
Feb. 20	*at Arkansas	L, 61-87	16212
Feb. 23	*Ole Miss	W, 69-49	8765
Feb. 27	*at South Carolina	W, 62-55	11246
March 2	*Georgia	W, 71-64	8130
March 5	*Alabama	W, 80-74	9136
March 8	*at Mississippi State	L, 75-84	9197
March 13	%South Carolina	L, 73-77	12,669

* SEC Games % SEC Tournament (Atlanta, Ga.)
& EA Sports Maui Invitational # Big East/SEC Challenge - Philadelphia, Pa.)



INTRO

100 YEARS

THIS IS LSU

TIGERS

COACHES

REVIEW

PREVIEW

RECORDS

HISTORY

LSU

MEDIA

INTRO

100 YEARS

THIS IS LSU

TIGERS

COACHES

REVIEW

PREVIEW

RECORDS

HISTORY

LSU

MEDIA

Alphabetical

NO.	NAME	POS.	HT.	WT.	YR.	EXP.	HOMETOWN (PREVIOUS SCHOOL)
2	Delwan Graham	F	6-5	215	Fr.	HS	Atlanta, Ga./Dunwoody HS
4	Chris Bass	G	6-0	180	Fr.	HS	Baton Rouge, La./Lee Academy Prep (Maine)
30	Alex Farrer	G	6-5	205	Jr.	2L	Phoenix, Ariz./St. Mary's HS
3	Garrett Green	F	6-10	235	So.	IL	Woodland Hills, Calif./Taft HS
15	Dennis Harris	F	6-10	195	Fr.	HS	Jonesboro, Ga./Mundy Mills HS
21	Chris Johnson	C	6-11	210	Sr.	3L	Montross, Va./Laurinburg (N.C.) Prep
20	Zach Kinsley	G/F	6-5	200	Fr.	HS	Baton Rouge, La./St. Thomas More Prep (Conn.)
13	Terry Martin	G	6-6	210	Sr.	2L	Monroe, La./Texas Tech
1	Tasmin Mitchell	F	6-7	240	Jr.	2L	Denham Springs, La./Denham Springs HS
11	Bo Spencer	G	6-1	185	So.	IL	Baton Rouge, La./Glen Oaks HS
14	Garrett Temple	G	6-6	190	Sr.	3L	Baton Rouge, La./University HS
5	Marcus Thornton	G	6-4	205	Sr.	IL	Baton Rouge, La./Kilgore JC
32	Quintin Thornton	F	6-9	240	Sr.	IL	Orlando, Fla./Odessa College
24	Storm Warren	F	6-7	220	Fr.	HS	Monroe, La./Richwood HS

Numerical

NO.	NAME	POS.	HT.	WT.	YR.	EXP.	HOMETOWN (PREVIOUS SCHOOL)
1	Tasmin Mitchell	F	6-7	240	Jr.	2L	Denham Springs, La./Denham Springs HS
2	Delwan Graham	F	6-5	215	Fr.	HS	Atlanta, Ga./Dunwoody HS
3	Garrett Green	F	6-10	235	So.	IL	Woodland Hills, Calif./Taft HS
4	Chris Bass	G	6-0	180	Fr.	HS	Baton Rouge, La./Lee Academy Prep (Maine)
5	Marcus Thornton	G	6-4	205	Sr.	IL	Baton Rouge, La./Kilgore JC
11	Bo Spencer	G	6-1	185	So.	IL	Baton Rouge, La./Glen Oaks HS
13	Terry Martin	G	6-6	210	Sr.	2L	Monroe, La./Texas Tech
14	Garrett Temple	G	6-6	190	Sr.	3L	Baton Rouge, La./University HS
15	Dennis Harris	F	6-10	195	Fr.	HS	Jonesboro, Ga./Mundy Mills HS
20	Zach Kinsley	G/F	6-5	200	Fr.	HS	Baton Rouge, La./St. Thomas More Prep (Conn.)
21	Chris Johnson	C	6-11	210	Sr.	3L	Montross, Va./Laurinburg (N.C.) Prep
24	Storm Warren	F	6-7	220	Fr.	HS	Monroe, La./Richwood HS
30	Alex Farrer	G	6-5	205	Jr.	2L	Phoenix, Ariz./St. Mary's HS
32	Quintin Thornton	F	6-9	240	Sr.	IL	Orlando, Fla./Odessa College

Coaching Staff

HEAD COACH:	Trent Johnson	Boise State, '86	1st year at LSU
ASSISTANT COACH:	Donny Guerinoni	Nevada, '01	1st year at LSU
ASSISTANT COACH:	Keith Richard	ULM, '82	1st year at LSU
ASSISTANT COACH:	Brent Scott	Rice, '03	1st year at LSU
DIRECTOR OPERATIONS:	Chris Bobel	Stanford '07	1st year at LSU

Pronunciation Guide

Farrer - Farr
 Delwan - DELL-wan
 Guerinoni - Gw-air-uh-no-nee
 Richard - Ree-CHARD





2008-09 LSU Men's Basketball Team

Front Row (Sitting, Left to Right) – Director of Operations Chris Bobel, Assistant Coach Keith Richard, Head Coach Trent Johnson, Assistant Coach Donny Guerinoni, Assistant Coach Brent Scott, Strength Coach Juan Pablo Reggiardo, Trainer Shawn Eddy.

Back Row (Left to Right) – Zach Kinsley, Tasmin Mitchell, Bo Spencer, Garrett Green, Alex Farrer, Chris Johnson, Garrett Temple, Dennis Harris, Terry Martin, Quintin Thornton, Marcus Thornton, Storm Warren, Chris Bass, Delwan Graham.

The New Century Begins

A new head coach, a new staff but a lot of familiar players are set for the 101st year of LSU basketball in 2008-09.

Trent Johnson became the 20th head coach of the Tigers on April 10 and with him comes a new vision and a plan that has been highly successful in head coaching stints at Nevada and Stanford.

Johnson inherits a team with five seniors and a redshirt junior that have experienced highs and lows in their LSU careers and if they buy into the beliefs of Coach Johnson and his staff, they will be given the chance to experience more highs in 2008-09.

The Seniors

The five seniors all have the potential to be players on this team in some shape or form led by returning starters Garrett Temple, Marcus Thornton and Chris Johnson.

Temple, who started on the 2006 NCAA Final Four team, has primarily been the point guard for the Tigers the last two seasons. Consistently over three seasons he has posted more assists than turnovers and stands in the top 10 in school history with 348 assists. Temple has averaged over 34 minutes a game in his career and this steadying influence to the team, who has been rated as one of the top defenders in the nation, will play in his 100th game for the Tigers in the opener.



New Head Coach Trent Johnson

Marcus Thornton came in aiming for the hoop and became the first player since Anthony Wilson in the first year of the three-point shot in 1987 to make 90 three-pointers in a season, hitting 37 percent of his attempts. Add an 81 percent free throw percentage and it is obvious why he was the leading scorer a year ago at 19.6 points per game. His league average of over 21 points was the best in the league.

Chris Johnson had his best LSU season a year ago despite missing seven games in the middle of the year with a broken bone in his right hand. He averaged 11.6 points per game and 6.6 rebounds and is poised to be a factor in the middle on this team in 2009.

LSU's two other seniors, Terry Martin and Quintin Thornton, will also be looking to get his

game back to the level it was at the beginning of last year and when he first took the floor for the team when he averaged in double figures in 2007. Martin's three-point percentage fell 80 points this past year and his ability to be a compliment to Marcus Thornton outside the newly extended arc could be a big help to LSU.

Quintin Thornton elected to come back for the second half of the season and despite missing almost all of pre-season practice and the non-conference schedule showed a physical presence that could help this team this season.

Mitchell Seeks Milestone

Tasmin Mitchell was set to join elite groups as the 2007-08 season began, but the stress fracture that put him out after less than three games derailed those hopes for another year. But he enters the 2008-09 season just 101 points from 1,000-career points and 93 rebounds from 500-career rebounds, something less than two dozen players have accomplished in LSU history.

Mitchell averaged 14.5 points per game in 2007 as a sophomore and hit 37.6 percent from the arc. He also averaged 11.4 points on the 2006 NCAA Final Four team and has started all 71 games he has dressed for.

Veterans

There are three other veterans who could

INTRO

100 YEARS

THIS IS LSU

TIGERS

COACHES

REVIEW

PREVIEW

RECORDS

HISTORY

LSU

MEDIA



Chris Johnson



Garrett Temple



Marcus Thornton

be factors in the success of the teams in 2009. **Alex Farrer** was starting at the end of his sophomore season and averaged 17.6 minutes a game with 14 starts for the season. **Bo Spencer** in his freshman campaign, backed up Temple at the point, and had four double figure scoring games early in the 2007 portion of the season. He averaged 16 minutes a game and hit 20 treys.

Garrett Green was forced into action early and this raw talent averaged almost 10 points a game. He hit 42.6 percent from the field and continued to get more comfortable with each game he played.

Joining The Team

The Tigers have five newcomers on the team for the 2008-09 season. One has a very familiar last name to LSU fans.

Chris Bass, the brother of the Dallas Mavericks Brandon Bass (2005 SEC Player of

the Year for LSU), comes to LSU after prepping at Lee Academy in Maine. Bass will add depth at the point guard position and will offer the coaching staff some new options for the backcourt. Bass averaged 16.9 points per game last year with seven assists a game.

Delwan Graham and **Dennis Harris**, both from the Atlanta area, bring good credentials to the Tigers. Graham, a 6-5 forward, was a second-team All-State selection in Georgia, averaging 19 points and 11 rebounds a contest. Harris, at 6-10, was the Region 4-5A MVP in 2008 and was also an all-state selection after averaging 21.5 points and 12 rebounds.

Storm Warren played for Terry Martin's father, Terry Martin, Sr., at Richwood High in Monroe and was the MVP of the All-State team selected by the Louisiana Sports Writers Association. Warren had the rare quadruple-double in a 70-50 win over Green Oaks with 27 points, 17 rebounds, 10 blocks and 10 assists.

Zach Kinsley joins the team this year as a walk-on after getting the nod from the coaching staff's tryouts in September. Kinsley was All-State and All-Metro in 2007 at a Baton Rouge high school and came to LSU this year after attending a prep school in Connecticut.

The Season Ahead

LSU will play a record 21 games at home this year as this team tries to adapt to the Trent Johnson system. LSU will have tests in the non-conference schedule facing Texas A&M at Houston, hosting nationally-televised games against Cal State Fullerton, Washington State and Xavier, while traveling to Utah.


That should give LSU the chance to prepare for what should be a wide-open chase for the SEC Western Division. The Tigers will host all five of the other division teams and Vanderbilt, South Carolina and Florida from the Eastern Division.

LSU 100

1909
2009

A CENTURY OF BASKETBALL

On Jan. 30, 1909, the LSU basketball team played its first intercollegiate athletic contest against an outside school as part of the university's athletic program. On Jan. 30-31, 2009, LSU will honor the history and tradition of the program in a two-day celebration of the LSU basketball program. Sparky Wade, Bob Pettit, Pete Maravich, Collis Temple, Jr., Rudy Macklin, Ricky Blanton, Shaquille O'Neal are just a few of the famous names who have come through Baton Rouge. The national title of 1935, four Final Fours, nine SEC titles, 148-141 against Loyola Marymount, No. 1 falls in Baton Rouge so many things have happened in 100 years. The following timeline is just a small sample of what this great basketball program is all about:



LSU's first team in 1909

Timeline

1909

First intercollegiate sanctioned basketball game played in Covington at Dixon Academy on Jan. 30. LSU wins 35-20. First Coach E.R. Wingard would win 5 of 7 games. Tigers play first game against future SEC opponent Mississippi State, winning 18-12 on Feb. 6.

1916-17

LSU begins a five-year period in which it would win 71-of-80 games, including an 11-0 period in 1916-17 in the Southern Intercollegiate Athletic Association.

1919

The season is limited to just one game, a 66-16 win over Jefferson College on Feb. 1 because of the yellow fever epidemic that gripped much of the south.

1926

The Harry Rabenhorst era begins with a 37-26 win over the Baton Rouge YMCA on Jan. 6.

1928

LSU has its first winning record under Rabenhorst, going 14-4 with a season-best nine-game winning streak that included a first round win over North Carolina in the Southern Intercollegiate Conference Tournament.



In 1928 LSU played home games at a high school gymnasium.

INTRO

100 YEARS

THIS IS LSU

TIGERS

COACHES

REVIEW

PREVIEW

RECORDS

HISTORY

LSU

MEDIA



In 1929 LSU played in the Gym Armory

1929-30

Completion of the Gym-Armory/Huey Long Fieldhouse delays start of practice for the season.

1933

LSU begins the newly-formed Southeastern Conference era with a 32-27 win over Alabama on Jan. 4 in Baton Rouge. Sparky Wade wins the first ever SEC scoring title. Tigers advance to the semifinals of the first SEC Tournament (Feb. 20-22) in Atlanta, beating Auburn (57-33) and Tennessee (55-43) before falling to Kentucky (51-38).

1934

LSU's 13-4 season comes to an end in the SEC Tournament on March 4, but Sparky Wade wins the scoring title in the league for the second straight year.

1935

On an antiquated court with a chandelier for a light, the Tigers lose their only game of the year, 56-47, at Rice on Jan. 19. After winning its last 10 games, LSU is invited by promoters in Atlantic City, N.J., to face Pittsburgh in the American Legion Bowl Mythical National Championship game on April 13. LSU wins 41-37. Buddy Blair led LSU with 20 points.

1936-37

Arnold Bryan leads the league in scoring both years, averaging 14.4 points in 1937.

1939

Charles Bozeman becomes the third different player to lead the SEC in scoring since 1933 averaging 11.9 points per game.

1942

Coach Harry Rabenhorst leaves for military duty in the U.S. Navy as do most of the star athletes. Most of them, including Rabenhorst would return for the 1945-46 season.

1946


Bobby Lowther (who would become the school's only two-sport first-team All-American) and Frank Bryan are back along with Coach Rabenhorst and LSU races to an 18-3 mark and 8-0 in the league. From Feb. 28-March 2, the Tigers go through Tulane (74-29), Ole Miss (69-34) and Georgia (60-41) to make the SEC tournament finals for the first time before falling to Kentucky, 59-36.

1946-47

The Tigers travel to New York on Dec. 19 for the first time to appear in one of the many college basketball doubleheaders scheduled at Madison Square Garden. The Tigers win over St. Francis, 62-57, but lose to Canisius, 59-50.

1950-51

Bobby Meador, late in the season, becomes the first player to score 1,000 points in his career at LSU. He finishes with 1,099 points in 96 career games.



Bob Pettit versus Florida in 1954.

1951

On Jan. 31, the Tigers play at No. 1 ranked team for the first time since AP poll was started prior to the 1948-49 season, falling to Kentucky, 81-89 in Baton Rouge.

1952

Tiger sophomore Bob Pettit of Baton Rouge leads the SEC in scoring for the first of three straight years.

1952-53

On Dec. 11, LSU beats SW College of Tennessee by an amazing 91 points, 124-33. It is at the time the most points an LSU team has scored. Six days later on Dec. 17, the Tigers are ranked for the first time in the AP Poll at No. 10 after starting with wins over Birmingham Southern, SW College and Vandy and go to 4-0 with a 58-45 win at Alabama. On March 6 the Tigers are now ranked No. 5 and wrap up an undefeated (13-0) conference championship season with a 53-52 win at Tulane to receive for the first time the league's automatic invitation to the NCAA Tournament. On March 13-14, the Tigers, led by SEC scoring champ

and first team All-American Bob Pettit, advanced through the regional round of the NCAA tournament in Raleigh, N.C., defeating Lebanon Valley (89-76) and Holy Cross (81-73) to advance to the school's first NCAA Final Four. LSU falls in the national semifinals on March 17 to No. 1 Indiana, 80-67, at the NCAA Final Four in Kansas City. LSU drops the consolation game the next night, 88-69, to No. 4 Washington.

1953-54

Bob Pettit becomes the first LSU player to score 60 in a game when he hits that number in a 128-74 win for LSU over La. College on Dec. 7. The game bolts LSU from unranked to No. 10 in the AP poll. LSU beats its first team ranked in the AP Top 10 as the No. 10 Tigers beat No. 5 Kansas, 68-63 in the Cow Palace on Dec. 12. Later in the month, the Tigers would beat No. 6 Fordham, 65-49 in the Sugar Bowl Classic. LSU beats Tulane in New Orleans on March 6, 63-52 in the final game of the regular season to win its 20th game overall and a 14-0 record to tie for the SEC



Coach Rabenhorst and the 1937 Tigers.

title with Kentucky. After not playing in 1953, the teams could not agree on a site for the 1954 game. When the teams tied for the title, three days later a one game playoff was held to determine the NCAA representative. Kentucky wins the playoff in Nashville, 63-56, but the school declines the bid and LSU goes to the NCAA tournament for the second-straight year.

1957

After three disappointing seasons, Harry Rabenhorst decides to retire on March 1 and move into athletic administration, where he would serve twice as interim athletic director for LSU. In his final game, Tulane defeats LSU, 59-51.

1957-58

LSU wins its first game under new head coach Jay McCreary, defeating St. Mary's of Texas, 68-61 on Dec. 3.

1961


In a January contest, coach Jay McCreary's Tigers beat Kentucky for the first time in school history, 73-59, at the "Cow Palace."

1965

On March 8, LSU falls to Vanderbilt in the final game of the season. Jay McCreary retires as head coach, but he will serve as the associate coach under Frank Truitt (1965-66) and Press Maravich (1966-72). In later years under Coach Dale Brown, he would occupy the first seat on press row closest to the LSU dressing room until his death.

1966-67

LSU hires Press Maravich from North Carolina State and with him comes his basketball prodigy, son Pete. Fans flock to the Ag Center to watch the freshman team play, then depart before the varsity takes the court, knowing what lies ahead.



Dick Maile in 1963 against Kentucky



In 1967 the Court Jesters band entertained the LSU crowd.

1967-68

On Dec. 2, Pete Maravich is good from the start at LSU, scoring 48 against Tampa in the opener with LSU winning 97-81. LSU goes 14-12, its first winning record since 1962. Seven days later on Dec. 9, Maravich tops 50 for the first time, scoring 51 in a 90-56 win over Loyola (NO).

1968-69

From Dec. 28-30, LSU sweeps the prestigious All-College Tournament at Oklahoma City, winning over Wyoming (84-78), OKC (101-85) and Duquesne (94-91). Maravich scores 53 in the championship game. On March 8 the legend of Pete Maravich continues to grow with a season ending game at Georgia. The Tigers get the lead in the 2nd overtime,

and Maravich dribbles the time out, hitting a hook shot from near center court as LSU wins, 90-80. Maravich earns the SEC Player of the year honors again and first-team All-American honors.

1969-70

On Dec. 27-30, LSU makes its first trip off the mainland for the prestigious Rainbow Classic in Honolulu. LSU loses in the championship game to Yale, 97-94. On Jan. 31, in front of an overflow crowd in the "Cow Palace," Pistol Pete needs



A rendering of the future Maravich Center in 1967.

40 points to break Oscar Robertson's career point total of 2,973. With the record tied, Maravich missed several shots before hitting an 18-footer for his 40th and 41st points of the game. The team lifted him on their shoulders and carried him across the court, and he was toasted by his fans as LSU won, 109-86. NBC comes to Baton Rouge to televise the LSU-Kentucky game. Pete Maravich and Kentucky's Dan Issel both top 50 as No. 2 Kentucky wins on Feb. 21. In March LSU is invited to New York to participate in the National Invitation Tournament, and LSU wins its opener against Georgetown, 83-82. Two nights later on March 17, the Tigers down Oklahoma, 97-94. Marquette bursts the Tigers bubble in the semifinals with a 101-79 decision in the last college game Pete Maravich would play in.

1971

The rodeo is ready to move in for its annual livestock shows so Feb. 15 is the final home game of the season even though six games remain in the year. LSU wins over Auburn, 114-94, in the final LSU basketball game played in the John Parker Ag. Center

1972

After opening the season with five road games, the new Assembly Center opens on Jan. 3. The "Palace that Pete Built" is ready for occupancy. Vanderbilt spoils the night with an 80-73 win. Three days later on Jan. 6, Georgetown is the first Tiger victim in the new basketball arena as LSU wins 90-71. On Feb. 26, Press Maravich becomes just the second coach to defeat Adolph Rupp and No. 18 Kentucky,

88-71. The season ends March 4 with a 101-78 loss to Ole Miss in Oxford. LSU decides to go a different direction after a 10-16 season and releases Press Maravich as coach. The season is highlighted by the rebounding efforts of Al "Apple" Sanders who moves past Bob Pettit into the career LSU lead in rebounds with 1,168.

1972-73

On Dec. 5 Dale Brown takes over as the head coach of the LSU Tigers ... The former Utah State and Washington State head coach faces No. 11 Memphis State in the opening game in the Maravich Center and with the Tiger win, the image of "The Hustlers" was born. On Feb. 10, Brown and the Tigers knock off their first Top 10-ranked team, downing No. 6 Alabama, 72-70.

1973-74

On Jan. 5, Dale Brown wins for the first time against Kentucky, at home, 95-84. By the time Brown retired he had scored 18 wins against Kentucky, more than any other coach.

1976-77

Durand "Rudy" Macklin makes an immediate impression in his first game on Nov. 26, pulling down a school record 32 rebounds in LSU's 94-85 win over Tulane. On Feb. 28, LSU defeats Florida in Gainesville, 79-74, to assure the Tigers of their first winning record since Brown's first season of 1972-73. LSU would not have a losing overall record until 1994.

1977-78

On Feb. 11, LSU defeats a No. 1 ranked team for the first time as LSU downs Kentucky, 95-94, in overtime in the Assembly Center with all five starters on the bench having fouled out earlier in the game. LSU would finish the year 18-9 and 12-6 in the league getting closer and closer to a post-season berth.

INTRO

100 YEARS

THIS IS LSU

TIGERS

COACHES

REVIEW


PREVIEW

RECORDS

HISTORY

LSU

MEDIA



Jordy Hultberg waves the net to the LSU crowd.

1978-79

LSU plays its opener on Nov. 24 with St. Francis as a ranked team for the first time in the Dale Brown era and for the first time since Dec. 1969 ... LSU wins the opener, 112-81. Three days later on Nov. 27, the season does not get off to a good start as Rudy Macklin suffers a knee injury in the second game against UNO and is lost for the year. Al Green scored 28 points as LSU completed an eight-game win streak on Feb. 22 to clinch its first SEC title in 25 years with an 86-66 win over Alabama before a wildly-charged crowd in the Assembly Center. LSU literally drops its championship banner with time still remaining in the game, sending the building into a frenzy. In March, LSU played its first NCAA Tournament game since 1954 and defeats Appalachian State, 80-67 before losing to Magic Johnson and No. 3 Michigan State, 87-71, in the regional semis.

1979-80

After losing the regular season championship on the final day at the Maravich Center to Kentucky, 76-74, in overtime, LSU turns the tables and wins its only SEC Tournament title since the renewal of the event in 1979, as the No. 5 Tigers down No. 2 Kentucky, 80-78, in Birmingham, Ala., giving LSU the league's automatic bid. In March after defeating Alcorn State in the NCAA second round with ease, LSU wins its first NCAA regional semifinal as the No. 3 Tigers down Missouri in Houston, 68-63. But LSU falls short of the Final Four, losing to Louisville, 86-66, in the regional final.

1980-81

After losing the day before, LSU would defeat No. 16 Georgetown, 76-67, in the consolation finals of the Great Alaskan Shootout on Nov. 30. That would be the start of a winning streak for LSU that would last until March 1. On Feb. 25, No. 2 LSU wraps up the SEC regular-season crown with its 17th straight league win and its 26th-consecutive

overall with a 74-67 win over Ole Miss. The Tigers cannot run the table in the league, losing at Rupp Arena on March 1, 73-71, to No. 9 Kentucky in the regular season final. On March 20 the No. 4 Tigers, with over 30,000 fans roaring their approval at the Louisiana Superdome in New Orleans, advance to the regional championship game with a 72-56 win over No. 20 Arkansas. Two days later on March 22, LSU finally found the way to the NCAA Final Four by defeating Wichita State, 96-85, in the Regional Finals. Unfortunately, Rudy Macklin suffered a broken finger in the game and would be rendered ineffective the next week in the NCAA Final Four. LSU's magical season comes to an end as No. 9 Indiana knocks off the Tigers on March 28, 67-49, in the NCAA Final Four in Philadelphia.

1981-82

The Tigers 23-game win streak in the Maravich Center, the longest in the building's history, is done as Georgia knocks off LSU, 57-51 on Feb. 13.

1984-85

The Tigers put the wraps on the team's third SEC championship under Dale Brown with a 67-61 win over Kentucky at the Assembly Center on the final day of the regular season, March 2. LSU started the year 7-5 in league play but won its final four league games to finish at 13-5, one game better than Kentucky in the league standings.

1985-86

The Tigers win their first 14 games of the season, winning at home against Mississippi State, 90-74 on Jan. 4. In Feb. LSU deals with a chicken pox scare, forcing it to cancel a game at Auburn and then has to play at Georgia, at Georgetown, at Auburn and at Mississippi State in a five-day period, going 2-2. LSU's 22 wins were enough to get LSU into the NCAA Tournament and a first and



Willie Sims was the sixth man on the 1981 NCAA Final Four team.



Oliver Brown was a member of the 1986 team, the lowest seed to advance to the NCAA Final Four



Chris Jackson set a freshman record scoring average in 1989 of 30.2 ppg.

second round host spot at the Maravich Center despite being an 11th seed in the tournament. But with a full-house cheering them on, LSU battled Purdue into the late hours, winning 94-87 in double overtime on March 13. Two days later on March 15 one of the wilder finishes in LSU history as Anthony Wilson picks up a ball rolling on the floor in a scrum and hits a short jumper that bounces on the rim and falls in after the horn to give LSU an 83-81 second-round win over No. 4 Memphis State. At the Omni in Atlanta on March 20, the Tigers are playing anything like an 11th-seed, beating No. 6 Georgia Tech, 70-64 to advance to the regional final against Kentucky. The Tigers become the lowest seeded team to ever advance to the NCAA Final Four beating No. 3 Kentucky on March 22, 59-57, for the first time in four meetings this season. It is LSU's third trip to the Final Four and second under Dale Brown. LSU fails again to win in the national semifinals, falling to Louisville in Dallas in the

Final Four on March 29, 88-77.

1986-87

In the first of a new nationally-televised series of college basketball games on ABC Sports, LSU hands Kentucky its worst loss to date at Rupp Arena, 76-41 on Jan. 18. After finishing with an 8-10 conference record, the Tigers have to play four games in four days on March 5-8 to win the title. Dale Brown tries to motivate his team by refusing to sleep and the Tigers win three games against Mississippi State, Florida and Georgia in double overtime before losing to Alabama in the final. But it was enough to get the Tigers back in the NCAA Tournament for another year. In March after wins in the first two rounds against Georgia Tech (85-79) and No. 8 Temple (72-62), the Tigers advance to the regional semifinals in Cincinnati and defeat No. 5 DePaul (63-58). LSU fails to make its second straight NCAA Final Four with a narrow and somewhat

controversial loss to No. 3 Indiana, 77-76.

1988-89

An amazing freshman named Chris Jackson suddenly begins to make a name for himself in a III-109 overtime loss to Louisiana Tech, scoring 48 points on Dec. 6. It would be the last time LSU would lose to a Louisiana school dating to the start of the 2008-09 season. Two nights later, LSU would start the present streak against McNeese State. The nation learns about Jackson and the Tigers as the freshman scored an O'Connell Center record 53 points to lead LSU to a III-101 victory at Florida on Dec. 10 in a game televised by ESPN. Before the largest turnstile crowd to ever see a regular season college basketball game, 54,321, and a CBS television audience in the Louisiana Superdome, LSU upsets No. 2 Georgetown on Jan. 28, 82-80, as Ricky Blanton tips in a Russell Grant miss at the buzzer. On Feb. 8, LSU is ranked for the first time since Feb. 1986 at No. 19 as

it defeated Auburn at Auburn, 104-91. In a game still talked about not only by fans of the two teams, but in the league, Chris Jackson (55 points) and Gerald Glass of Ole Miss (53 points) put on an amazing show in Oxford on March 4 as Ole Miss edges the Tigers, 113-112, in overtime.

LSU's season ends in the NCAA Tournament on March 17, losing to Texas-EI Paso, but Chris Jackson sets an NCAA freshman record, averaging 30.2 points per game. He is the first LSU player to lead the Southeastern Conference in scoring since Pete Maravich in 1970.



Seven footers Shaquille O'Neal and Stanley Roberts took the court together for the 1989-90 season.

INTRO

100 YEARS

THIS IS LSU

TIGERS

COACHES

REVIEW

PREVIEW

RECORDS

HISTORY

LSU

MEDIA

1989-90

The Shaquille O'Neal era begins as No. 2 LSU wins over Southern Miss on Nov. 15, 91-80, in the first round of the pre-season National Invitation Tournament. On Jan. 2, Shaquille O'Neal would have his first triple-double with 16 points, 19 rebounds and 10 blocks. Chris Jackson had a spectacular 51 points and Stanley Roberts had 24 points and 16 boards in No. 11 LSU's 124-113 win over Texas in a game played in Houston. On Super Bowl Sunday Jan. 28, No. 16 LSU and No. 5 UNLV put on a show for the television audience as Chris Jackson scored 35 and Maurice Williamson 26 in a 107-105 LSU win. Some call it the greatest game in the Maravich Center as No. 14 LSU beat No. 20 Loyola-Marymount, 148-141 in overtime on Feb. 3. Loyola-Marymount was led by Hank Gathers 48 points and Bo Kimble's 32, while LSU got a triple-double from Shaquille O'Neal (20 pts-24 reb.-12 blks) with Chris Jackson adding 34, Vernel Singleton 22 and Stanley Roberts 21 (12 reb.).

1990-91

With Dick Vitale singing his praises, Shaquille O'Neal has 29 points in No. 18 LSU's 92-82 win over No. 2 Arizona in Baton Rouge on Dec. 8. On Feb. 27 LSU wins its fifth consecutive conference game at Florida, 79-66, to clinch a tie for the fourth SEC title of the Brown era. However, Shaquille O'Neal during the game suffers a stress fracture and does not return until a first-round NCAA loss to UConn. O'Neal is named national player of the year by several media outlets.

1991-92

Shaquille O'Neal blocked 11 shots to set an NCAA record for a first round game in LSU's 94-83 win over BYU on March 19. O'Neal would play one more game at LSU as the Tigers lost to No. 7 Indiana, 89-79.

1992-93

In late Dec. LSU made its first appearance in the Maui Invitational and it was the coming out party for the man who filled Shaquille O'Neal's spot, senior Geert Hammink. Hammink averaged a double double in the tournament and was named to the all-tournament team. In the SEC Tournament in Lexington, LSU assured itself of a 10th straight NCAA Tournament big with a 72-62 semifinal win over Vanderbilt. Kentucky would win the title over LSU the next day, 82-65. Geert Hammink was named all-tournament.

1996-97

On Jan. 2, coach Dale Brown calls a press conference to announce that he will retire from coaching the end of the 1996 after 25 years as the head coach of LSU. The Tigers win the final home game of Coach Dale Brown's tenure on March 1, getting the first win over Arkansas since the Razorbacks joined the SEC, 66-64.

1997-98

John Brady, the former head coach at Samford, is named the 18th head basketball coach at LSU on March 25, 1997. On Nov. 20, John Brady's first game as head coach, the Tigers defeat Southern-New Orleans, 99-51. LSU wins its first league game under John Brady, 59-54, over Auburn on Jan. 14.

1999-00

On Dec. 30, LSU gets its first win over a ranked team in the John Brady era with a 63-53 win over Oklahoma State in the Sugar Bowl Classic in New Orleans to run LSU's record to 12-0 to open the season. That win gets LSU ranked 21st, the first ranking for LSU while John Brady is coach and the first since the end of the 1992 season. Arizona comes to Baton Rouge on Jan. 29, this time as a No. 5 team and again goes home a loser, 86-60, as LSU dominated the Wildcats behind the play of Jabari Smith and Stromile Swift.



Darrel Mitchel, Tasmin Mitchell and the Tigers celebrate a berth in the 2006 NCAA Final Four.

LSU would also defeat No. 9 Auburn and No. 11 Kentucky in the month of Feb. LSU, now ranked 12th, wins its first SEC championship since 1991 and its first ever Western Division title as the Tigers wear down Ole Miss, 64-60 on March 4. It is the eighth SEC title won by LSU. No. 10 LSU downs 15th-ranked Texas on March 18, 72-67, in the second round of the NCAA Tournament at Salt Lake City. The win advances the Tigers to the NCAA Sweet 16 for the first time since 1987. LSU would go to Albuquerque five days later and lose to Wisconsin, 61-48.

2000-01

On senior night Feb. 28, with a team decimated by injury and down to five scholarship players, the Tigers defeat No. 14 Ole Miss, 78-77.

2002-03

On Dec. 21, LSU defeats a sitting No. 1 for the first time under John Brady. The Tigers again make Arizona's trip to Baton Rouge miserable with a national ESPN audience looking on, winning 66-65. On Jan. 11 LSU gets another win over a top 10 team, defeating No. 7 Mississippi State, 85-72. LSU defeats Alabama on March 8, 66-62, in the regular season finale, giving LSU five straight conference wins to finish at 8-8 in the league. Two wins in the SEC

Tournament, including a win over No. 7 Florida the next week gets LSU back in the NCAA Tournament.

2004-05

LSU wins its final six conference home games, including a senior day, 81-69, win over Vanderbilt to win the Western Division title with a 12-4 record.

2005-06

The Tigers beat a ranked team on the opponent's home court for the first time in many years, defeating West Virginia, 71-68, in Morgantown on Nov. 26. Darrel Mitchell gets a three that sends the game to overtime and then hits the game-winner in the extra session. For the second straight year, LSU concludes the regular season with six straight wins, ending the season with a hard-fought 55-52 win over Ole Miss. In the game before at South Carolina, the Tigers clinched its ninth SEC Championship. On March 18 Darrel Mitchell hits a trey with less than 10 seconds to play in Jacksonville, Fla., to give LSU a 58-57 win over Texas A&M in the second round of the NCAA Tournament to advance LSU to the Sweet 16. Two impressive efforts by SEC Freshman of the Year Tyrus Thomas and Player of the Year Glen Davis send LSU to the NCAA Final Four for the first time in 20 years.

In the regional semifinal, LSU outplays and outthrusts No. 1 Duke as the 19th-ranked Tigers win, 62-54. In the Elite 8 game, LSU and Texas had to go to overtime, but the Tigers came out smoking and ended up a 10-point, 70-60, win over No. 9 Texas sending all of Louisiana into a frenzy.

2006-07

On Jan. 6, LSU defeats Connecticut at the Maravich Center as the 14th-ranked Tigers beat the 18th-ranked Huskies, 66-49. ESPN brings its College Gameday for basketball to Baton Rouge as the building hosts the all-day broadcast and then its Saturday night Game of the Week. LSU gets some pleasure out of a struggling season with a 66-56 win on CBS Sports over No. 3 Florida on Feb. 24, the defending national champs who would go on to win a second title this season.

2007-08

On April 10, John Brady is relieved of his position with 10 games remaining in the season and Trent Johnson is introduced to the media on this day as the 20th head coach of the LSU basketball team.

All-Decade Teams

Early Years Team (1909-1939)

Buddy Blair – 1933-35 – Member of the National Championship team; All-SEC 1933, 1934; Second in SEC scoring, 1934

Arnold "Judge" Bryan – 1935-37 – 1936 SEC scoring record of 207 points; 1937 SEC leading scorer.

W. R (Ray) Edmonds – 1916-17; 1921-1922 – Leading scorer in 1917; Earned high scoring honors in almost every game he played

Leslie Garahan – 1927-30 – All-Southern Intercollegiate, 1930 (first player to earn that honor)

G. C. Garrison – 1927-28; 1930-31 – All-Southern Intercollegiate, 1931

Jack Harris – 1932-35 – 1933 All-SEC

Conley Hathorn – 1935-38 – All-SEC in 1938

Bob Jones – 1924-26 – three-year starter, always one of the top two scorers on the team.

Jack Torrance – 1931-34 – All-Southern Intercollegiate, 1932.

Sparky Wade – 1932-35 – LSU's first All-American, 1935; Led SEC in scoring three years. "Little Giant from Jena" was the dribbling leader of the LSU team that won the mythical national championship in 1935.

The 1940s

Joe Bill Adcock – C – 1945-47 – Second Team All-SEC, 1946; SEC Tournament record for points, 31 against Tulane, 1946; SEC Leading Scorer, 1946 (18.6); averaged 11.6 in 1947

Charlie Bozeman – C – 1938-41 – Leading scorer, 1941, 13.4 ppg; SEC leading scorer, 1939

Frank Brian – F – 1942-43; 1945-47 – First Team All-SEC, 1943; Second Team 1947; Leading scorer in 1947 – 9.8 ppg in 1943; 18.0 average in 1947 ... La. Sports Hall of Famer, La. Assoc. of Basketball Coaches Hall of Fame



Frank Brian

Don Chaney – F – 1940-43 -- Second Team All-SEC, 1943

Alvin Dark – G – 1942-43 – Played just two years of basketball before concentrating on baseball ... Team was 19-5 during his two years in the SEC.

Richard "Whitey" Hoskins, Jr. – G – 1942-44 – Second Team All-SEC, 1944

Clyde Lindsey – F -- 1944-46 – Three sport athlete; 15.7 ppg as a senior

Bobby Lowther – F-- 1942-43; 1946-48 – First Team All-SEC, 1946; First Team All-American, Basketball, Track, 1946; Louisiana Sports Hall of Famer; averaged 14.7 point in 1946; averaged 12.7 in 1947.

Gene Murphy – G -- 1948-51 – Second Team All-SEC, 1949

Bill Walters – G – 1942-43; 1945-47 – Point guard on team that joined with Joe Adcock and Frank Brian to go 18-4 in 1942-43 before WWII and 33-12 in two seasons after the war.

The 1950s

Don Belcher – F – 1952-55 – Averaged 12.4 points in 1953; Member of NCAA Final Four Team

Ned Clark – F – 1952-55 – Member of 1953 NCAA Final Four Team; Fifth leading rebounder in school history with 988. 1953 – 9.4 ppg, 1954 – 7.4 ppg; 1955 – 9.8 ppg

Joe Dean – G – 1950-52 – All-SEC First Team 1952; All-SEC Second Team 1951; Member of the LSU Athletic Hall of Fame, NABC Silver Anniversary Team; LABC Hall of Fame; Louisiana Sports Hall of Fame; Team leading scorer in 1950 (10.8), 1951 (15.1), second behind Pettit in 1952 (18.3 ppg); 32nd at LSU in career scoring (1,072 points).

Benny McArdle – G – 1951-54 – All-SEC Second Team, 1953; Third Team, 1954

Bob Meador – F – 1948-51 – All-SEC Third Team, 1950; First player to start every game over four years; first player with over 1,000 career points ... Presently 30 on career scoring list (1,099) ... Averaged 11.4 in 1950, 12.4 in 1951

Lynn Moon – C – 1956-59 – Best season averaged 10 points, 6.4 rebounds in 1959.



Joe Dean

Wayne Munson – F – 1957-59 – Averaged best of 10.2 points and 10.3 rebounds in 1958; Averaged 9.2 points, 6.4 rebounds in 1959

Bob Pettit – F – 1952-54 – All-SEC First Team, 1952, 1953, 1954; All-America Second Team, 1952; All America First Team 1953, 1954 ... Fifth all-time in LSU point (1,916), third scoring average (27.4), 1st in rebound average (14.8), fourth in total rebounds (1,039) ... All-time best single season rebound average at LSU (17.3, 1954) ... 31.4 ppg average in 1954, 25.5 in 1952, 24.7 in 1953 ... 60 points vs. La. College, 1953.

Don Sebastian – C – 1953-56 – Averaged 7.4 points, 1955; 11.5 points, 1956

Roger Sigler – F – 1953-57 – All-SEC First Team, 1956; 3rd Team, 1957; Team leading scorer in 1955 (15.0), 1956 (25.1), 1957 (18.4) ... Leading rebounder in 1956 (13.8)...Led team in free throws in 1955, 1956, 1957; 22nd in career scoring (1,318 points); 18th in rebounding (713).

The 1960s

Tom Conklin – C – 1959-62 – Averaged 10.7 ppg in 1960; leading rebounder in 1960 (7.4) and 1961 (9.0).

Ellis Cooper – G – 1961-63 – Averaged 13.8 points per game in 1961; 11.0 points in 1962 with team best 106 assists (4.4 apg); Averaged 13.9 points per game with 127 assists (5.3 per game); All-SEC Second Team (AP); Coaches All-SEC Team.

Kenny Drost – G – 1965-67 – Averaged 9.3 points in 1965, best of 22 points vs. Alabama ... Averaged 12.3 points in 1966 with best of 29 vs. Florida in 1966 ... Averaged team best 16.5 points per game in 1967 with best game of 33 vs. Vanderbilt.

Maury Drummond – C/F – 1961-63 – Averaged 7.2 points per game in 1961; 8.3 rebounds; 11.8 points per game, 12.5 rebounds in 1962; All-SEC AP Third Team in 1962; 10.4 points per game, 9.8 rebounds in 1963 ... 16th all-time in rebounds at LSU (736 in 72 games).

Ralph Jukkola – F – 1967-69 – 8.2 points per game in 1967, 7.2 rebounds per game; Averaged 11.8 points per game with a team best 8.6 rebounds in 1968; In 1969, shot 50.6 percent from the field, averaged 7.2 points per game and 7.2 rebounds a game; 24th in school history with 601 rebounds in 78 games (7.7 rebounds) ... Second best



Dick Maile

- INTRO
- 100 YEARS
- THIS IS LSU
- TIGERS
- COACHES
- REVIEW
- PREVIEW
- RECORDS
- HISTORY
- LSU
- MEDIA

INTRO

100 YEARS

THIS IS LSU

TIGERS

COACHES

REVIEW

PREVIEW

RECORDS

HISTORY

LSU

MEDIA

single season field goal percentage mark of 63.8 percent in 1968.

Dick Maile – F – 1963-65 – Averaged 14.0 points per game, 10.9 rebounds in 1963; Scored at a 20.7 pace and had 10.5 rebounds a game in 1964 (best game of 32 against Georgia); In 1965 averaged 17.1 points a game with 9.8 rebounds a game (best of 38 vs. Xavier) ... First Team All-SEC (AP and Coaches) in 1964 and First Team All-SEC (AP, UPI, Coaches) in 1965 ... 13th all-time in rebounds with 772 (10.4 average) ... 24th in points scored (1,284, 17.4 ppg) ... Rebound average of 10.4 for career, tied for 5th best at LSU.

Pete Maravich – G – 1968-70 – National Player of the Year 1969, 1970. Member of Naismith Basketball Hall of Fame. One of three LSU basketball players to have number retired ... All-time NCAA Career Scoring leaders with 3,667 points, an average of 44.2 points for 83 games ... Averaged 44.5 in 1970, 44.2 in 1969 and 43.8 points in 1968. Scored 69 points vs. Alabama, Feb. 7, 1970 ... Member of NBA 50 at 50 team ... Led Tigers to 1970 NIT Final Four

George Nattin – G – 1960-62 – Averaged 13.5 points and 4.1 rebounds in 1960. Team best 16.5 points per game with 4.2 rebounds in 1961. Averaged 12.7 points (13.6 in SEC games) in 1962 ... Was named All-SEC AP first team, Coaches team in 1961 and All-SEC AP third team in 1962.

Dave Ramsden – C – 1967-69 – Averaged 5.2 points per game in 20 games in 1967 ... Best season was 1969 averaging 10.3 points per game, hitting single season field goal record of 67.5 percent from the field (112-of-116) ... Still remains career field goal percentage leader at 64.3 percent.

Bill Wilson – C – 1963-65 – In 1964 averaged 11.0 points per game and team best 10.7 rebounds; Averaged 10.2 points and 9.4 rebounds in 1965 ... 28th on school rebound list with 543 in 62 games (8.7 rpg).

The 1970s

Al Green – G – 1979 – Transfer guard who played only his senior season at LSU ... Second on the team in scoring, averaging 17.7 points per game, 3.4 rebounds, 2.3 assists ... High scoring game was 30 against Tulane ... First Team AP and Coaches All-SEC; Second Team UPI All-SEC ... Second team Converse All-American.

Lionel Green – C – 1976-79 – Best year was SEC Championship year of 1979 as a senior when he averaged 9.7 points per game and 11.1 rebounds per game ... Also led the team with 61 blocked shots ... Had a scoring high of 26 versus Tulane and 23 rebounds versus Vanderbilt ... All-SEC third team as selected by AP and UPI ... Still ranks ninth all-time at LSU in rebounds with 809 for 107 games (7.6 average).

Glenn Hansen – F – 1974-75 – 36th on school scoring list with 1,027 points in 50 games (20.5 average) ... Averaged 19.4 points in 1974 and 21.7 points in 1975 ... In 1974 was chosen Coaches All-SEC Team, Second team AP and UPI All-SEC ... Same honors were given to him in 1975.

Kenny Higgs – G – 1975-78 – Single season and career assist leader at LSU ... Dished out 645 assists during his career with his best season the school record of 239 in 1977 ... In 1977 led the SEC in average assist at 8.9 per game ... In 1976 and 1977 was named Coaches All-SEC and 2nd team AP and UPI All-SEC ... In 1978 was an All-SEC UPI second team selection ... Also scored well, averaging 18.1 points per game in 1975, 22.2 points in 1976, 17.7 in 1977 and 13.7 points in 1978 ... Sixth all-time at LSU in scoring with 1,896 points for 106 games, a 17.9 average.

Jordy Hultberg – G – 1977-80 – Averaged 12.8 points, 4.0 assists in 1977 ... 9.7 points in 1978 ... 9.6 points in 1979 ... 1,067 career points, 34th all-time on school list, 9.3 average for 114 games.

Ed LeBlanc – C – 1973-76 – One of the first players in the modern era to earn four letters ... Junior year (1975)



Ed LeBlanc

averaged 13.7 points per game and 9.9 rebounds ... In 1976 averaged 10.7 points per game and 10.4 rebounds ... 15th all-time at LSU in rebounds (765 in 98 games, 7.8 average).

Bill "Fig" Newton – F – 1970-72 – As a sophomore in 1970 averaged 11.2 points, 9.7 rebounds ... Had consistent last two years, averaging 18.8 points in 1971 and 18.9 points in 1972 ... Averaged 9.7 rebounds in 1970, 12.0 in 1971 and 6.9 in 1972 ... 21st all-time in scoring (1,339 points in 84 game, 15.9 average) ... 10th all-time in rebounding with 802 boards (9.5 average) ... All-SEC UPI second team in 1971 and All-SEC AP and UPI third team in 1972

Eddie Palubinskas – G – 1973-74 – Australian native who averaged 18.6 points and 4.1 assists as a JC transfer in 1973; averaged 18.4 points per game and 3.7 assists as a senior in 1974 ... Coaches All-SEC selection in 1973 and AP and UPI second team that year ... UPI second team and AP third team All-SEC in 1974 ... Led the league in free throw percentage in 1973 at 89.5 percent (137-of-153).

Al "Little Apple" Sanders – C – 1970-72 – One of the premier rebounders of his time ... Averaged 12.0 points and 14.8 rebounds in 1970 ... Led the team in scoring and rebounding 1971, averaging 20.9 points and 14.7 rebounds, including a then school record of 26 against Miss. State ... In 1972 averaged 18.3 points and 12.5 boards ... All-SEC AP third team in 1970 ... Consensus All-SEC First Team in 1971 ... Coaches All-SEC in 1972 and AP and UPI second team that year ... 18th in career scoring with 1,383 points (16.7 average for 83 games) ... Third behind only Macklin and O'Neal in rebounds at LSU with 1,168 (14.1 average).

DeWayne Scales – F – 1977-80 -- Averaged 12.8 points and 9.4 rebounds to earn SEC Freshman of the Year honors in 1978 ... Named honorable mention All-American after a sophomore season in which he led the team with 19.4 points per game and 9.1 rebounds ... In his final season with the team, his junior season, averaged 16.3 points and 7.9 rebounds ... was the MVP of the 1980 SEC Championship game ... Third Team AP All-SEC in 1978 and a consensus All-SEC selection in 1979 ... Second Team All-SEC in 1980 ... 19th in career points (1,357 in 84 games, 16.2 average); 17th in rebounds (733, 8.7 average).

Collis Temple, Jr. – C – 1972-74 – Averaged 6.2 points and 6.7 rebounds in 1972, 9.0 points and 6.9 rebounds in 1973 and career bests of 15.0 points (16.0 in SEC play) and 10.5 rebounds (11.1 in SEC) in 1974 ... In last two years combined shot over 57 percent from the floor ... 22nd all-time on rebound list with 607 (8.1 a game) ... UPI third team All-SEC in 1974.

The 1980s

Ricky Blanton – F – 1985-86; 88-89 – Coaches All-SEC, Second team AP All-SEC, Third Team UPI All-SEC (1988) ... Coaches, AP First Team, UPI Second Team All-SEC (1989) ... Bulkied up and played center on 1986 NCAA Final Four team ... Led team in scoring in 1988 at 17.0 points per game ... Led team in rebounding in 1988 (8.8)



Jerry Reynolds

and 1989 (8.2) ... Missed 1986-87 season with knee injury ... 15th at LSU in scoring at 1,501 points for 129 games (11.6 average) ... Averaging 20.3 points his senior year (1989) ... 14th at LSU in career rebounds (766).

Howard "Hi-C" Carter – G – 1980-83 – Member 1981 NCAA Final Four ... AP, UPI 2nd team All-SEC (1981) ... Consensus First Team All-SEC (1982) ... Coaches First Team, AP, UPI 2nd team All-SEC (1983) ... Averaged 10.5 points in 1980, 16.0 in 1981, 16.7 in 1982 and 17.6 in 1983 ... Played 128 games and a school record 4,276 minutes ... Third leading scorer with 1,942 points (15.2 points per game average) ... Second Team All-American 1982, 1983.

Durand "Rudy" Macklin – F – 1976-78; 1979-81 – Member of 1981 NCAA Final Four ... Second behind only Pete Maravich at LSU in scorer with 2,080 points (123 games, 16.9 ppg) ... All-time LSU rebounder with 1,276 rebounds (10.4 average) ... First Team All-America by Converse, 2nd team by Sporting News in 1980 ... First Team All-America by USBWA, Converse, John Wooden, Second team UPI, Third team Basketball Times in 1981 ... SEC Player of the Year, 1981 ... Averaged 14.8 points in 1977, 19.0 in 1978, 17.6 in 1980 and 15.9 in 1981 ... Missed all but two games of the 1979 season because of a knee injury.

Ethan Martin – G – 1978-81 – Point guard on the NCAA Final Four Team in 1981 ... Third team All-American, Basketball Times, 1981 ... Second at LSU in career total assists with 638 ... Sixth in free throws made (390) ... Had 190 assists in the Final Four season, fourth best single season at LSU ... Averaged 11.9 points per game in 1980, topped by a 29 point effort against Kentucky ... Averaged 11.5 points in 1981 ... Coaches All-SEC, AP and UPI Second team All-SEC, 1980 ... Consensus First Team All-SEC, 1981.

Leonard Mitchell – F/C – 1981-84 – Coaches All-SEC, AP Second and UPI Third team All-SEC, 1982 ... AP, UPI Third team All-SEC, 1983 ... Member of the 1981 NCAA Final Four Team as a freshman ... 14th in career scoring at 1,508 points (12.8 average in 118 games) ... Averaged bests of 14.0 in 1982 and 14.7 in 1983 ... Sixth all-time in rebounds with 922, a 7.8 rebounds average ... Best was 9.1 average in 1983.

Don Redden – G – 1983-86 – Member of the NCAA Final Four Team in 1986 ... 28th on LSU scoring list with 1,119 points for 103 games (10.9 points) ... Averaged 10.3 points in 1984 and 13.0 in 1986 ... Career scoring average of 10.9 points ... Sixth in single season free throw percentage in 1985 at 87.3 percent ... Career third all-time at LSU in free throw percentage at 84.0 percent.

Jerry Reynolds – G/F – 1983-85 – Coaches All-SEC, AP Second, UPI Third team 1984 ... AP, UPI Third team All-SEC 1985 ... 33rd in career scoring with 1,069 points (90 games for career average of 11.9 points per game) ... Averaged 10.6 points in 1983, 14.2 points in 1984 and 11.0 points in 1985 ... 21st in career rebounds with 613, an average of 6.8 a game ... Best year was 1984 when he



Vernel Singleton

averaged 8.2 a game.

Derrick Taylor – G – 1982; 1984-86 – Member of the 1986 NCAA Final Four team ... UPI 3rd team All-SEC ... Ninth on the LSU career scoring list with 1,590 points ... 12.8 average for 124 years ... Averaged 14.8 points as a freshman in 1982, 13.4 in 1984 and 13.8 in 1986 ... Fifth in career assists with 401 ... Sixth in career free throw percentage at 80.1 percent ... Fifth in career steals with 207.

John Williams – F – 1985-86 – AP Third team All-SEC in 1985 ... Consensus First-Team All-SEC selection 1986 ... Member of the 1986 NCAA Final Four team ... MVP of the 1986 SEC Tournament ... 33rd on all-time rebound list in two years with 503 boards (7.6 average) ... 36th all-time scoring 1,046 points in two seasons (15.8 average) ... Averaged 17.8 points in 1986.

Nikita Wilson – F/C – 1984-87 – Coaches, AP Second, UPI Third All-SEC team 1985 ... AP, UPI Third team All-SEC 1987 ... Team's leading scorer in 1985 at 15.0 points per game ... 17th all-time in scoring with 1,384 points (110 games-12.6 average) ... Best season was 1987, averaging 15.6 points ... 19th all-time in rebounds with 699 (6.4 average).

The 1990s

Jamie Brandon – G – 1992-94 – Last two years were his best as he was named to the Coaches Second team All-SEC in 1993 and the Coaches All-SEC 2nd team and UPI 3rd team All-SEC in 1994 ... Averaged 10.5 points with 3.6 assists in 1992 ... 1993 averaged 11.8 points a game (school best percentage for a single season - 27-of-53 from the three, 50.9 percent) ... Leading scorer on 1994 team, averaging 16.5 points a game ... Second best three-point career percentage of 43.8 ... 1,055 points, 35th all-time at LSU.

Maurice Carter – G – 1996-99 – Coaches and AP Third team All-SEC ... Improved in scoring every year as he averaged 6.6 as a freshman, 9.8 as a sophomore, 14.4 points as a junior and 17.3 points as a senior ... 23rd all-time in scoring with 1,299 points ... Led team in scoring last two years ... Had 115 three-pointers in his last two seasons combined and 157 for his career which is eighth best at LSU.

Clarence Ceasar – F – 1992-95 – Member of both the 1,000 point club at LSU and 500 rebound club ... 20th in career scoring with 1,343 points (112 games - 12.0 average) ... Averaged 11.5 in 1992, 14.6 in 1994, 12.6 in 1995 ... Made 175 career three-pointers, fourth best all-time at LSU ... Led team in steals all four years ... Career leader in steals with 310 ... Also school record holder in average at 2.8 a game for his career.

Ronnie Henderson – G – 1993-96 – Coaches 1st Team All-SEC, AP Second Team 1995 ... Consensus All-SEC 1996 ... Last LSU player to score 40 in an SEC game versus Alabama, Feb. 11, 1995 ... Led the SEC in scoring in both 1995 (23.3 ppg) and 1996 (21.8 ppg) ... 12th all-time in



Brandon Bass

scoring with 1,561 points (77 games, 20.3 ppg) ... 189 three-pointers made, third most at LSU.

Chris Jackson – G – 1989-90 – Consensus Player of the Year in the SEC, 1989, 1990 ... First-Team All-American 1989, 1990 ... Scored 48 and 53 points in the first month of his college career ... Set NCAA freshman scoring record, averaging 30.2 points per game ... Just the second freshman at the time to make AP first-team All-American ... In just two seasons, is the seventh all-time in scoring with 1,854 points (64 games, 29.0 ppg) ... Made 172 treys in just two seasons.

Randy Livingston – G – 1995-96 -- Played just portions of two seasons, but was one of the greatest assist makers in LSU history ... Averaged over 9 assists a game in 1995, averaging 14 points a game ... Averaged 5.3 assists in 1996 ... 151 assists in 1995 was the eighth most in a single season in LSU history.

Shaquille O'Neal – C – 1990-92 – One of three LSU basketball players to have their college numbers retired ... Consensus First-Team All-American in 1991 and 1992 ... 1991 and 1992 SEC Player of the Year ... MVP of SEC Coaches Defensive Team, 1991, 1992 ... National Player of the Year in 1991 by AP (Rupp Award), UPI and Sports Illustrated ... Runner-up for 1992 Naismith and Wooden Award ... School record for blocks 412, blocking five or more shots 45 times in 90 games ... National leader in rebounding (14.7) in 1991 ... Second nationally in 1992 (14.0 rebounds per game) ... Finished with 1,217 rebounds, second all-time at LSU ... Finished with 1,941 points, fourth all-time at LSU (21.6 career average) ... Six career triple-doubles.

Wayne Sims – F – 1988-91 – Best season was in 1988-89 team, averaged 13.3 points per game ... 29th on all-time scoring list with 1,107 points (117 games, 9.5 points) ... 23rd on school rebound list with 603 (5.2 average).

Vernel Singleton – F -- 1989-92 – Coaches All-SEC, AP & UPI Third team All-SEC, 1991 ... AP Third Team, 1992 ... Made famous the cartoon shoulder bandages he wore every game ... Played center most of freshman year before Shaq arrived ... 13th all-time in scoring at 1,513 points (125 games, 12.1 average) ... Averaged 10.8 in 1989, 15.2 in 1991, 14.3 in 1992 ... 11th in rebounds with 784 (6.3 average) ... Averaged 7.8 in 1989.

Maurice Williamson – G – 1990; 1991-93 – UPI Third team All-SEC selection, 1990 ... Averaged 12.2 points, team best 118 assists (3.8 avg) in 1990 ... After sitting out 1991 season, came back and averaged 8.2 points in 1992 and 10.4 points in 1993.

The 2000s

Brandon Bass – F -- 2004-05 – SEC Freshman of the Year, 2004 ... SEC Player of the Year, 2005 ... SEC All-Tournament team, 2005 ... Averaged 12.8 points and 7.4 rebounds as a freshman in 2004 ... Averaged 17.3 points and 9.1 rebounds in 2005 ... Career average of 8.2

rebounds ... Shot 54 percent from the field for his two years at LSU.

Torris Bright – G -- 2000-03 – SEC Freshman of the Year, 2000 ... AP Third team, 2000 ... Primary point guard for LSU his entire career ... Started 128 of 129 career games ... 16th all-time in scoring with 1,463 points (11.3 scoring average) ... Averaged 10.0 points in 2000, 10.8 in 2001, 13.4 in 2002 and 11.3 in 2003 ... Second all-time in career three-pointers with 237, including a best of 76 in 2002 ... Third all-time in assists with 544 ... Second all-time in minutes played with 4,250.

Glen Davis – F -- 2005-07 – SEC Freshman of the Year, 2005 ... SEC Player of the Year 2006 ... AP and Coaches 2nd team 2005 ... Consensus 1st team All-SEC ... Wooden Award All-American, 2006 ... Coaches, AP 1st team All-SEC, 2007 ... 10th all-time in scoring with 1,587 points (95 games, 16.7 average) ... Member of the 2006 NCAA Final Four team ... Averaged 18.6 points in 2006, 17.7 in 2007 ... Seventh all-time in rebounds with 613 (9.3 average) ... Averaged 10.4 in 2007.

Ronald Dupree – F -- 2000-03 – AP Second team, Coaches Third team All-SEC in 2001 ... AP, Coaches Second team in 2002 ... AP, Coaches Second team in 2003 ... Scored over 1,550 points in last three years averaging 17.3 points in 2001, 16.2 in 2002, 15.8 in 2003 ... 8th all-time in scoring with 1,726 points (13.4 average) and 8th in rebounds (908, 7.0 average) ... Averaged 8.8 in 2001, 8.5 in 2002.

Darrel Mitchell – G – 2003-06 – Member of the 2006 NCAA Final Four team ... Coaches 1st Team All-SEC, AP Second team, 2006 ... Made three-pointer in the final 10 seconds of Texas A&M game to send LSU to the regional semifinals in 2006 ... 11th all-time in scoring at LSU with 1,569 ... Played 127 games with a career average of 12.4 points ... Averaged 13.1 points in 2005 and 16.8 in 2006 ... Finished career with school record 258 three-pointers, including fourth-best single season total at LSU of 82 in 2006 ... Averaged 4.4 assists per game in 2006, moving to the point guard position.


Tasmin Mitchell – F – 2006-active – Member of the 2006 NCAA Final Four team ... Named to the SEC All-Freshman team, 2006 ... Collegeinsider.com Freshman All-American, 2006 ... 2007 NABC All-District 8 First Team ... Averaged 11.4 points per game as a freshman with 5.6 rebounds and 100 assists in 2006 and 14.5 points per game with 5.9 rebounds in 2007 ... Started every game of his career (71 games) before 2007-08 season ended in the third game with a stress fracture in his left ankle that required surgery.

Jabari Smith – C – 1999-2000 – Coaches 2nd team All-SEC, 2000 ... 35th all-time in rebounds at LSU in two years at 502, an average of 8.2 a game ... Started 58 of 61 career games at LSU ... Averaged 12.7 points in 1999, 12.5 in 2000 ... 65 career blocks ... Shot 53.2 percent from the field.

Stromile Swift – F – 1999-2000 – AP SEC Player of the Year, 2000 ... Consensus All-SEC, 2000 ... Averaged 16.2 points in only full season in 2000 and led the team in rebounds at 8.2 boards a game ... Blocked 35 shots in 16 games in 1999 and averaged 2.8 blocks, blocked 95 shots in 2000, fourth best LSU total for a single season ... 2000 field goal percentage of 60.8 tied for seventh best for a single season.

Collis Temple III – G – 2000-03 – 27th all-time in scoring at LSU with 1,173 points ... In last three seasons, averaged 14.3 points in 2001, 13.4 in 2002, 10.8 in 2003 ... Career average for 115 games was 10.2 points a game ... Seventh in three-pointers at 171 for his career.

Tyrus Thomas – F – 2006 – Member of the 2006 NCAA Final Four team – SEC Freshman of the Year, 2006 ... SEC Co-Defensive Player of the Year ... AP, Coaches 2nd team All-SEC ... 99 blocks, fourth best for a season at LSU ... 60.8 field goal percentage tied for second at LSU ... Averaged 12.3 points per game.



Championship BASKETBALL



National Award Winners

- INTRO
- 100 YEARS
- THIS IS LSU**
- TIGERS
- COACHES
- REVIEW
- PREVIEW
- RECORDS
- HISTORY
- LSU
- MEDIA




Shaquille O'Neal

1991 National Player of the Year



Dale Brown

1981 National Coach of the Year



Pete Maravich

1969 • 1970 National Player of the Year

Naismith Memorial Basketball Hall of Fame



Bob Pettit

(1951-1954) Inducted 1971

Pete Maravich

(1967-1970) Inducted 1987

56

First-Team All-SEC Selections

55

Academic All-SEC Honors

11

SEC Player of the Year Honors

8

First-Team All-Americans

23

Postseason Appearances

4

NCAA Final Four Appearances

1

NIT Final Four Appearance

1

National Title

9

SEC Championships

13

NBA First-Round Draft Picks

1

NBA No. 1 Pick

2

NBA No. 2 Picks

2

NBA No. 3 Picks

3

Members of NBA at 50 Team

2

College National Players of the Year

2

Naismith Hall of Fame Members



Academic SUCCESS

CRITICAL TO THE DEVELOPMENT OF AN ATHLETE AS A STUDENT IS AN ADEQUATE ACADEMIC FACILITY AND CAPABLE STAFF TO FURTHER THE ATHLETE'S PROGRESS.

The Cox Communications Academic Center for Student-Athletes is responsible for overseeing the educational development and progress toward graduation for all student-athletes. The staff acts as a liaison between the student-athlete and the academic communities and insures that student-athletes comply with academic rules established by the University, NCAA and Southeastern Conference. The staff also coordinates academic programs designed to assist student-athletes in acquiring a quality education.



Basketball Graduates

LSU's graduates since Cox Communications Academic Center Opened in 2002



Shaquille O'Neal returned in December of 2000 to earn his degree.

Brad Bridgewater
July 2002
General Studies

Jermaine Williams
July 2002
Sociology

Collis Temple III
Dec. 2002
Masters Sports Management

Pete Bozek
Dec. 2002
Kinesiology

Jason Wilson
May 2003
General Studies

Brian Greene
Dec. 2003
Biological Sciences

Charlie Thompson
May 2004
General Studies

Paul Wolfert
May 2005
Finance

Louis Earl
July 2005
General Studies

Xavier Whipple
July 2005
General Studies

Darrel Mitchell
May 2006
General Studies

Darnell Lazare
August 2007
Information Systems

David Fleshman
Spring 2008
General Studies

Garrett Temple
Spring 2008
Management

Dameon Mason
Summer 2008
General Studies

SEC Academic Honor Roll

Since Cox Communications Academic Center for Student-Athletes Opened in 2002

2001-02

Brian Green
Collis Temple III

2002-03

Pete Bozek
Brian Green
Charlie Thompson

2003-04

Charles Thompson
Paul Wolfert
Brandon Bass (Freshman)
Ross Neltner (Freshman)

2004-05

Brandon Bass
(SEC Scholar-Athlete of the Year)
Darrel Mitchell
Ross Neltner
Paul Wolfert
Glen Davis (Freshman)

David Fleshman
Garrett Temple (Freshman)
2005-06
Glen Davis
David Fleshman
Darnell Lazare
Darrel Mitchell
Garrett Temple

2006-07

Alex Farrer
Greg Terrebonne
(Freshman)

2007-08

Greg Terrebonne

"The Academic Center for Student-Athletes is a tremendous asset to all athletes. It provides those intangibles that are necessary to achieve success in a collegiate environment. The Center provides tutors to help you understand your course material, academic coaches who teach you organizational skills, and time management seminars to enhance the skills needed in this society."

- Shaquille O'Neal

FORMER LSU BASKETBALL, ALL-AMERICAN, 1989-92

Academic Staff



Dr. Mary Boudreaux
Associate Director



Tim Boyle
Associate Director



Derek Cowherd
Associate Director



Jason Fountain
Associate Director



Becca Hubbard
Associate Director



Carole Walker
Associate Director



Dr. Tommy Karam
Director - Communications Lab



Jason Shaw
Tutorial Coordinator



Leah Saal
Learning Specialist



Jennifer Timmer
Learning Specialist



Kristin Price
Learning Specialist



Jean Jackson
Administrative Specialist

Academic Support

The goal for each student-athlete is to reach and receive the highest-quality education and degree. The responsibility of the academic center is to oversee the educational development and progress toward graduation for all student-athletes.

- Tutoring
- Career Counseling and Development
- Comply with academic rules established by LSU, the NCAA and SEC
- Time Management
- Study Skills



Bo Campbell Auditorium

The 1,000-seat auditorium is used through the year as a classroom and lecture hall. Each seat in the auditorium has space for a laptop and a modem hookup, providing each student unlimited learning opportunities. The auditorium also contains a movie theatre size screen to aid professors with lectures and classroom activities.

COX COMMUNICATIONS

Academic Center FOR STUDENT-ATHLETES

Amenities

- ▶ 54,000 square feet of working space
- ▶ 300 computer workstations
- ▶ 14 private computer rooms in a state-of-the-art computer lab
- ▶ Additional study rooms and classrooms for private or group study
- ▶ Electronic scheduling of tutoring sessions
- ▶ A 1,000-seat auditorium for classes and lectures



Study Area

Included in the 54,000 square feet of the Academic Center are individual study areas as well as 14 private computer rooms for student-athletes to work one-on-one with tutors or by themselves.



The Library

The library provides a perfect setting for individual study, or with a tutor as a group.



Computer Stations

Throughout the Academic Center are 300 computer stations, providing student-athletes with a quiet working environment for research, writing and studying.



Academic Center

A \$15 million renovation to the Gym Armory in 2002 not only made it among the nation's premier academic centers, but put it at the forefront. Improvements to the existing center give LSU student-athletes the best opportunity for success by providing access to the latest technology, as well as an array of expanded services.



LSU's Memorial Tower (main photo) was one of the first structures completed on the present campus and sits east of the quadrangle (inset). It represents the University as a memorial to those who gave their lives during World War I. Although it currently houses the LSU Anglo-American Art Museum, plans are in process to return Memorial Tower to a military museum as originally intended.

Campus LIFE



Location: Baton Rouge, La.
Founded: January 2, 1860
Enrollment: 29,317
President: Dr. John V. Lombardi
Chancellor: Dr. Michael V. Martin
Major Fields for Bachelor's Degrees: 72
Major Fields for Master's Degrees: 72
Major Fields for Doctoral Degrees: 54

U.S. News

In a summer 2008 edition of U.S. News & World Report's America's Best Colleges, LSU is ranked in the first tier for "Best National Universities" for the first time.



Louisiana State University and Agricultural & Mechanical College has, throughout its 144-year history, served the people of Louisiana, the region, the nation, and the world. LSU is creating a revolution, one of pervasive change and advancement. For the past five years, the focus of the LSU community has been an increased commitment to excellence. Our progress has been dramatic and shows no sign of stopping.

Having witnessed many of yesterday's possibilities become today's tangible realities, the LSU community set forth to capitalize on its success. The goal was to improve our standing as a nationally competitive flagship university. Following intense discussions among the LSU Board of Supervisors, campus administrators,

faculty, and student leaders, the objectives required to reach this status crystallized, providing the impetus for LSU's National Flagship Agenda.

Recently, Chancellor Dr. Michael Martin announced that in the summer 2008 edition of U.S. News & World Report's America's Best Colleges, LSU is ranked in the first tier for "Best National Universities" for the first time.

"This accomplishment means that the nation now recognizes what we have always known - that LSU is one of America's best universities. This ranking is proof that LSU's Flagship Agenda is working. That plan has done what it was designed to do -- improve LSU's stature on a national level."

Why LSU?

Shaquille O'Neal

LSU Basketball Player
1989-92



"LSU is my home. It was a place where I made my name and a place where I was able to come here and have fun. It was the best three years of my life. While you are here, have fun and become a master of time management. You need to do what you have to do to make it. Work hard. I have been blessed. Baton Rouge is the place that helped me become who I am. I will never forget this place."

"Those were great years at LSU. They were such great years. I couldn't have asked for anything better than my four years at LSU. I received my degree in business, played the sport I loved and made so many friends."



Bob Pettit
LSU Basketball Player
1951-1954

"First and foremost it's the flagship university in Louisiana. No other school in the state comes close to LSU. We all know LSU is one of the best athletic and academic programs in the country and Collis wanted to be a part of that. We wanted him to be a part of a basketball system that stressed the same priorities such as time management, discipline, organization and winning in the classroom and on the basketball floor."



Collis Temple Jr.
LSU Basketball Player
1972-75

"Ever since I was a kid I loved LSU basketball. Coming there and playing basketball was absolutely the best situation to me."



Collis Temple III
LSU Basketball Player
2000-03

College of Agriculture
Agricultural Business (B.S.)
Agribusiness Finance
Agribusiness Management
International Marketing
Animal, Dairy, & Poultry Sciences (B.S.)
Animal Sciences
Dairy Foods Technology
Dairy Production
Poultry Sciences
Preveterinary Medicine-Animal
Preveterinary Medicine-Dairy
Preveterinary Medicine-Poultry
Science & Technology-Animal Science
Science & Technology-Dairy Science
Science & Technology-Poultry Science
Environmental Management Systems (B.S.)
Environmental Science
Policy Analysis
Resource Conservation
Family, Child, & Consumer Sciences (B.S.)
Consumer Science
Human Services Management
Food Science & Technology (B.S.)
Food Business/Marketing
Food Chemistry & Analysis
Food Processing & Technology
Food Safety/Applied Microbiology
Forestry (Forest Management) (B.S.F.)
Ecological Restoration
Forest Products
Forest Resource Management
Nutritional Sciences (B.S.)
Dietetics
Nutritional Sciences/Premedical
Plant & Soil Systems (B.S.)
Agricultural Pest Management-Entomology
Agricultural Pest Management-Plant Pathology
Crop Management
Horticultural Science
Ornamentals, Olericulture, & Pomology
Soil Science
Turfgrass Management
Urban Entomology
Textiles, Apparel, & Merchandising (B.S.)
Apparel Design
Merchandising
Textile Science
Vocational Education (B.S.)
Adult, Extension, International Education
Agricultural Education

Business Education
Career Development
Home Economics Education
Human Resource Leadership and Development
Industrial Education
Training & Development
Wildlife & Fisheries (B.S.)
Aquaculture
Conservation Biology
Fisheries
Preveterinary Medicine-Wildlife & Fisheries
Wetland Science
Wildlife Ecology
Wildlife Law Enforcement

College of Art & Design
Architecture (B.Arch.)
Interior Design (B.I.D.)
Landscape Architecture (B.L.A.)
Studio Art (B.F.A.)
Ceramics
Graphic Design
Jewelry/Metalsmithing
Painting
Photography
Printmaking
Sculpture

College of Arts & Sciences
Anthropology (B.A.)
Communication Disorders (B.A.)
Communication Studies (B.A.)
Economics (B.A.)
English (B.A.)
Creative Writing
Literature
Secondary Education-English
Writing & Culture
French (B.A.)
French & Francophone Cultural Studies
French & Francophone Political Studies
International Business
International Studies
Literary Studies
Secondary Education-French
General Studies (B.G.S.)
Geography (B.A. & B.S.)
German (B.A.)
History (B.A.)
Secondary Education-History

International Studies (B.A.)
Africa & the Middle East
Asia
Europe
Global Studies
Latin America
Russia & Central Asia
Latin (B.A.)
Liberal Arts (B.A.)
African & African American Studies
Art History
Studio Art
Mathematics (B.S.)
Actuarial Science
Applied/Discrete Mathematics
Applied Mathematics/Communications
Engineering
Computer Science
Mathematics
Secondary Education-Mathematics
Philosophy (B.A.)
Religious Studies
Political Science (B.A.)
Psychology (B.A. & B.S.)
Russian Area Studies (B.A.)
Sociology (B.A.)
Applied Sociology
Criminology
Rural Sociology
Spanish (B.A.)
Secondary Education-Spanish
Women's & Gender Studies (B.A.) College of Basic Sciences
Biochemistry (B.S.)
Biological Sciences (B.S.)
Marine Biology
Secondary Education-Biology
Chemistry (B.S.)
Biological Chemistry
Chemical Physics
Chemistry
Chemistry and a Second Discipline
Environmental Chemistry
Materials
Polymers
Preprofessional Chemistry
Secondary Education-Chemistry
Computer Science (B.S.)
Geology (B.S. Geol.)
Environmental Geology
Geology
Microbiology (B.S.)

Physics (B.S.)
Astronomy
Medical Physics
Physics
Physics and a Second Discipline
Secondary Education-Physics

E. J. Ourso College of Business
Accounting (B.S.)
Management Accounting
Economics (B.S.)
Empirical Economic Analysis
Finance (B.S.)
General Business Administration (B.S.)
Business Administration-Prelaw
Business & Public Administration
Information Systems & Decision Sciences (B.S.)
International Trade & Finance (B.S.)
Empirical Economics Analysis
Management (B.S.)
Entrepreneurship
Human Resource Management
Management
Marketing (B.S.)

College of Education
Early Childhood Education: PK-3 Teacher Certification (B.S.)
Elementary Grades Education (B.S.)
Four-Year Teacher Certification, Grades 1-6
Holmes Certification
Kinesiology (B.S.)
Athletic Training
Fitness Studies
Health & Physical Education Teacher Certification
Human Movement Science
Sports Studies
Secondary Education (B.S.)
Art

College of Engineering
Biological Engineering (B.S.B.E.)
Chemical Engineering (B.S.C.E.)
Civil Engineering (B.S.C.E.)
Computer Engineering (B.S.E.E.)
Construction Management (B.S.C.M.)
Electrical Engineering (B.S.E.E.)
Environmental Engineering (B.S.Env.E.)
Industrial Engineering (B.S.I.E.)

Mechanical Engineering (B.S.M.E.)
Petroleum Engineering (B.S.P.E.)
Manship School of Mass Communication
Mass Communication (B.A.M.C.)
Advertising
Electronic Media
Journalism
Political Communication
Public Relations

College of Music & Dramatic Arts
Arts
Music (B.A.)
Music (B.M.)
Brass
Composition
Harp
Organ
Percussion
Piano Pedagogy
Piano Performance
String
Voice
Woodwind
Music Education (B.M.Ed.)
Instrumental
Vocal
Theatre (B.A.)
Arts Administration
Design/Technology
Literature, History, & Theory
Performance
Theatre Studies

Preprofessional Programs*
(Nondegree)
Allied Health Programs
Dental Hygiene
Dental Laboratory Technology
Ophthalmic Medical Technology
Physician's Assistant
Premedical Technology
Prenursing
Preoccupational Therapy
Prephysical Therapy
Rehabilitation Counseling
Respiratory Therapy

*The final two-three years of these preprofessional programs are offered by the LSU Health Sciences Center and/or other medical schools. These are nondegree programs.

- INTRO
- 100 YEARS
- THIS IS LSU**
- TIGERS
- COACHES
- REVIEW
- PREVIEW
- RECORDS
- HISTORY
- LSU
- MEDIA





Newsweek

Newsweek magazine named Louisiana State University the "Most Diverse" school in the nation in the Sept. 3, 2003, issue. The enrollment consists of 24 percent minority students.



The Most Diverse SCHOOL IN THE NATION

African-American Cultural Center

The African-American Cultural Center provides a multifaceted approach to working with all students at LSU. It offers opportunities for people to learn about the contributions of African-American men and women in the areas of literature, science and the humanities. In addition, opportunities for the University community to have greater exposure to art exhibits, dance troupes, theatre, poetry readings and educational programs are provided.

Educational programs for the African-American Cultural Center are the heart of the center. The scope of these programs fall into the following four categories:

- ▶ Historical/Political
- ▶ Artistic
- ▶ Informal Student Advising
- ▶ Community Outreach





Campus APARTMENTS

The Tigers' Home Away From Home

LSU has 18 residence halls with architectural styles ranging from a Renaissance style typical of the older core of the campus to modern high-rise buildings. Above is the newest addition, the highly popular East Campus and West Campus apartments, co-ed dormitories that include furnished rooms with connecting suites and e-mail workstations in the lobby, all within a short walk from the dining hall.



Amenities

- ▶ Dining Halls
- ▶ Weekly Housekeeping
- ▶ Cable Television
- ▶ High-Speed Internet
- ▶ Mail Service
- ▶ Card Access
- ▶ Facility Repairs
- ▶ Security
- ▶ Telephone Services
- ▶ Furnished
- ▶ Washer/Dryer
- ▶ Microwave



Building A Playground

LSU's Men's Basketball player Garrett Temple helps other student-athletes and Phoenix Suns star Shaquille O'Neal renovate a playground at Polk Elementary in Baton Rouge.

Community OUTREACH

LSU student-athletes participate in a variety of community service projects including reading in schools, nursing home visits, hospital pediatric ward visits and speaking engagements.



In the Community

Alex Farrer and the LSU basketball team (left) makes an annual trip to the children's wing at Our Lady of the Lake Hospital. The Tigers also participate in the Annual Boozer (right) to celebrate halloween with the youth of the surrounding areas.



Garrett Green works his summer job at a local construction company.

Being a part of the LSU men's basketball program involves more than simply playing a couple of games a week during the winter. LSU basketball provides an opportunity to achieve athletic success while also getting a head start on the most important game of all -

- the game of life. The LSU men's basketball program has a longstanding internal summer jobs program that aggressively seeks opportunities to help place its players in career-developing positions within the community. Every LSU basketball player that wants

to get a leg up on their future has the opportunity to work during the summer with the goal to help players earn valuable experience. LSU basketball players are expected to be extremely active in utilizing the career development resources readily available to them.



"Through workshops, service projects, and social events, CHAMPS, brings LSU student-athletes information that will prepare them for the biggest game of all - the game of life!"

-SHAQUILLE O'NEAL, LSU ALL-AMERICAN & 14-TIME NBA ALL-STAR

Career DEVELOPMENT

Student- Athletes at LSU take full advantage of their summers by developing skills in their field of study.

Job Experience

Basketball players can spend most of their summer participating in jobs that relate to their major, like working at ...

- ▶ Hospitals
- ▶ Physical Therapy centers
- ▶ Public Relations firms
- ▶ Building Contractors
- ▶ Restaurant Management
- ▶ Engineering firms
- ▶ Accounting offices

CHAMPS

The CHAMPS (Challenging Athletes Minds for Personal Success)/Life Skills program was

developed by the NCAA to help prepare student-athletes for the challenges of life beyond the playing field.

How Can CHAMPS Help?

By focusing on "real life" skills and personal development, the CHAMPS Program not only assists the student-athletes with meeting daily challenges, but also enhances student-athlete's growth in their college years and beyond.

CHAMPS at LSU

The CHAMPS/Life Skills program at LSU is operated out of the Academic Center for Student-Athletes, and the focus of the program is on five commitments viewed as critical to personal growth.



Mike Mallet
Director for the CHAMPS/Life Skills program



Jade Jenkins
Assistant Director for the CHAMPS/Life Skills program



The state capitol building of Louisiana, located in the heart of downtown Baton Rouge, is the tallest capitol building in the nation at 34 stories and overlooks the Mississippi River.

Baton ROUGE

Distance Chart from Baton Rouge (BASED ON 70 MPH SPEED):

Atlanta, Ga.7 hours	Jackson, Miss.2 ^{1/2} hours	New Orleans, La.1 hour
Biloxi, Miss.2 hours	Jacksonville, Fla.8 ^{1/2} hours	Orlando, Fla.10 hours
Birmingham, Ala.6 hours	Little Rock, Ark.5 hours	Pensacola, Fla.4 hours
Dallas, Texas6 ^{1/2} hours	Mobile, Ala.3 hours	Shreveport, La.4 hours
Houston, Texas4 hours	Monroe, La.2 ^{1/2} hours	

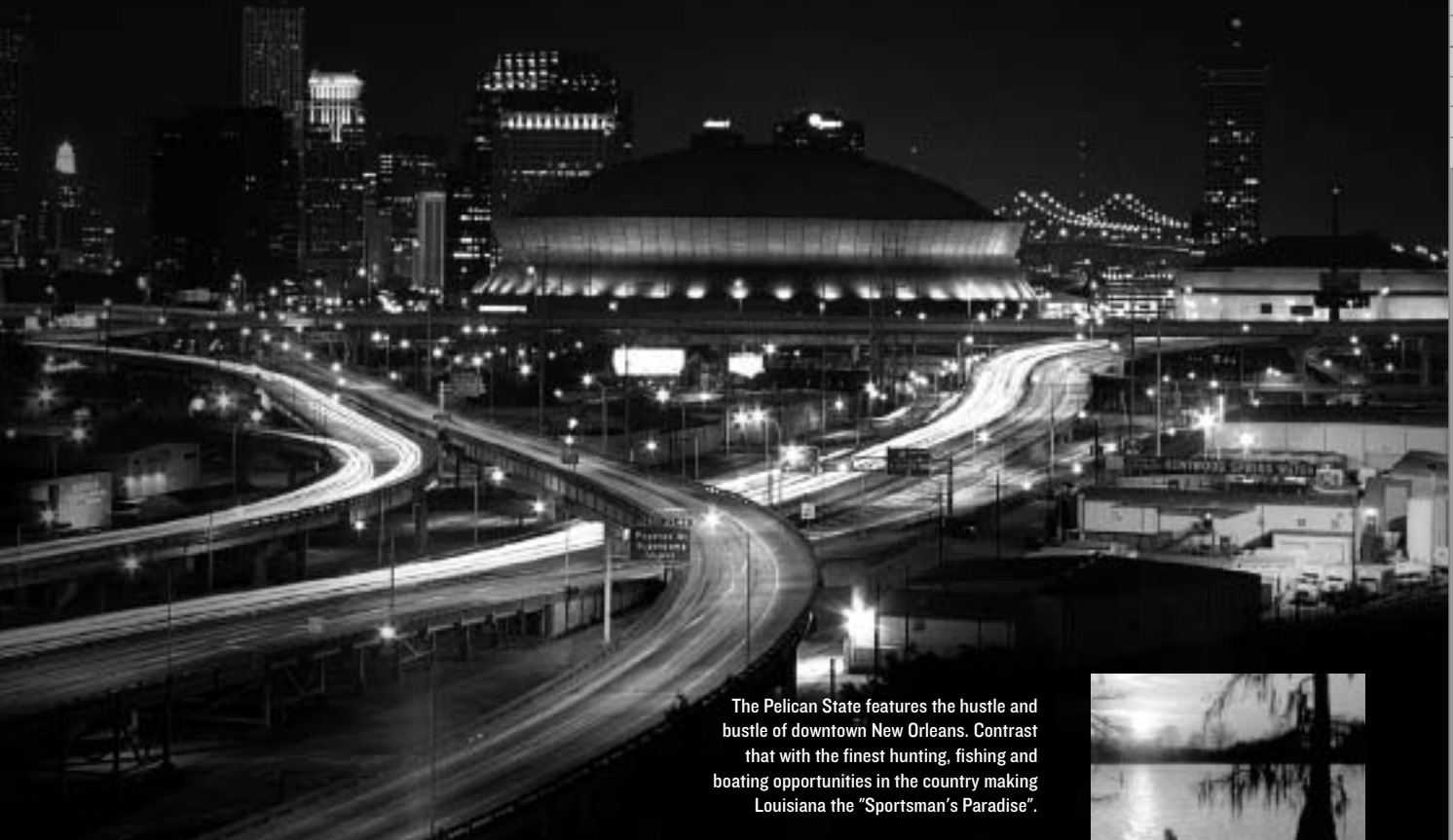
Hospitality and comfort are a Southern tradition practiced to perfection around Baton Rouge. Minutes from the city, ancient moss-draped oaks, fragrant honeysuckle, formal gardens and the finest examples of Southern architecture await. Combine this with the excitement of the mighty Mississippi River, Cajun music and a gourmet meal that is topped with freshly brewed cafe-au-lait at one of Baton Rouge's fine restaurants. So what does the future hold? Baton Rouge is now one of the fastest growing cities in the South -- a bustling Metropolis of cutting edge technology companies, high-powered law firms and forward thinking city leaders who passionately support the arts and promote the local economy. Old Man River just got an upgrade. Yes, this is one city that's rolling on the river.

Proximity


Baton Rouge is just an hour away from the French Quarter in New Orleans and even closer to the million-acre Atchafalaya Swamp, which is called one of the biggest fishing ponds in the country.



Courtesy of Baton Rouge Visitors & Conventions Bureau



The Pelican State features the hustle and bustle of downtown New Orleans. Contrast that with the finest hunting, fishing and boating opportunities in the country making Louisiana the "Sportsman's Paradise".



Louisiana

THE PELICAN STATE



Louisiana, one of America's most culturally and geographically diverse states, is located in the heart of the Deep South. Adjacent to the Gulf of Mexico and dotted with hundreds of lakes and bayous, Louisiana is home to all types of terrain from swamps and marshes to lush forests and gentle hills.

◀ Unique Culture

Louisiana is home to Mardi Gras, a two-week party that includes more than 60 parades and millions of visitors from around the world. All year long New Orleans Jazz, Creole culture, stately riverboats and some of the finest cuisine in the world is mixed into the diverse and renowned culture of Louisiana.

Cuisine ▶

Foods like boiled crawfish, jambalaya, shrimp etouffee and gumbo make the cajun and creole cuisine of Louisiana the envy of the nation.





Maravich CENTER



Just at a time when it appeared the Pete Maravich Assembly Center was past the point of being a first-class basketball building, the LSU Athletic Department stepped in and began a three-year campaign to spruce up the building that has been known since 1988 as the PMAC.

In a year when the building would also become famous worldwide as the site of the largest triage unit in history after Hurricane Katrina, the athletic department was able to finish its renovation in time for the 2005-06 season and turn the building back into a showcase for LSU men's basketball.

An interactive concourse area depicting the history of the great players who have starred for LSU in the building, additional restrooms, new seats throughout the arena along with increased



court lighting has taken the building to a new level. Now, a new practice facility for men and women is being constructed along with a new men's locker room complex helping the Assembly Center's appeal for players and fans for years to come.

The Maravich Assembly Center is, like the other venues LSU basketball has bounced around in through its first 100 years, unique in its own way. Before moving across from Tiger Stadium, the Tigers set up shop in the Pavilion on the old LSU campus, the Huey Long Field House Gym Armory (now the Cox Communications Academic Center) and the John M. Parker Agricultural Center. LSU and SEC fans knew the latter as the "Cow Palace" as it served as the primary home for LSU basketball for three and one-half decades.



13,215

Seats 13,215 spectators after \$5 million renovation to concourse and seating areas.



Arena Facts

11.5 Million

Original cost of building -- \$11.5 million; one of the most visible structures on campus.

NCAAs

Site of two NCAA Regional Basketball Tournaments: 1976, 1986

NITs

Site of five NIT events: 1982, 1983, 1987, 1989, 2002

2008, 2009

Site of NCAA Women's Basketball First and Second Rounds in 2008 and again in 2009

East to West

East-to-West, you can put a football field and still have almost 33 yards of space left.

North to South

North-to-South, you can put another gridiron and have about 13 yards extra.

3,113,380

There are over one-fifth of a million square feet enclosed and over one-quarter of a million square feet throughout for a total of 3,113,380 cubic feet.

1,750

A total of 1,750 tons of air conditioning keeps the interior at year-round comfort.

But when the LSU Tigers commenced play in the Assembly Center in the 1971-72 season, it marked the beginning of a new era in LSU Roundball. Now, with LSU entering its 38th season in the Assembly Center, the building is the longest running venue in LSU's century of college basketball.

The building opened as the LSU Assembly Center, but during the summer of 1988, then Louisiana Governor Buddy Roemer signed legislation changing the official name of the building to the Pete Maravich Assembly Center in honor of the LSU star who had died tragically earlier that same year.

The Maravich Center is also the home for the LSU volleyball, gymnastics and women's basketball teams.



Pete Maravich never got to play any of his college ball in the Assembly Center, but the plans for the building came while he and the Tigers were packing the "Cow Palace" from 1967-70. So like Yankee Stadium being the "House that (Babe) Ruth Built", the Assembly Center can certainly be classified as the "Palace that Pete Built."

This will mark the 38th season of play for the Tigers in the Assembly Center where total paid attendance has topped 5.9 million and the six millionth ticket buyer is expected during the 2008-09 season.

Athletic and University officials along with building architects break ground on the new basketball practice facility on July 1, 2008.



The addition features two practice gymnasiums, one for Men's Basketball and one for Women's Basketball.

Practice FACILITY

The addition is located to the north side of the existing PMAC and connects at the lower and concourse level. Access to the new facility from the original facility is through a Hall of Champions.

Ground was broken this past summer and construction has begun on the latest vision of LSU basketball, a new \$14 million practice facility for the men and women's team at LSU.

The facility will be constructed by Guy Hopkins Construction of Baton Rouge based on designs by the firm of Tom Holden Architects of Baton Rouge in a unique joint venture with RDG Sports of Des Moines, Iowa.

"This basketball facility will offer our coaches and student-athletes the type of teaching and working environment that will be beneficial to both," said LSU Associate Athletic Director of Operations and Project Development Eddie Nunez. "This facility will compete with everything in our conference and around the country as one of the best practice

facilities that our basketball teams have the opportunity to use for years to come."

"The facilities here are exceptional," said LSU men's basketball head coach Trent Johnson. "The thing I appreciate the most about it is the commitment of the people here and the appreciation that they have for LSU. One of the things that we're going to do is that we are going to make sure that the players we recruit understand this commitment and this passion. I was visiting with Ricky Blanton and Rudy Macklin, and they were sharing stories with me of how they used to play in the old 'dungeon' (current practice facility). They would play 1-on-1 or 2-on-2 and boy, would I have liked to witness some of those battles.

"We are going to get more Ricky Blantons. We

are going to get more Rudy Macklins in our basketball program. What I mean by that is they may not be as talented or as gifted, but they are going to be as committed, they are going to play as hard and they are going to have a passion for the LSU institution. I've been a head coach now for nine years; this is going to be my 10th year. I've never been in a situation where I've had the resources, the facilities and the commitment from people as a fan base that I have here at LSU. I think the guys here on my basketball staff have never been in that same situation, so we are extremely excited and extremely thankful for everything that everyone has done to make this happen."

The facility is scheduled to be complete around the start of the 2009-2010 season.



Entrance Atrium



Artist rendering of the new Men's Basketball practice court

"I'm a little jealous! I grew up playing in the bottom gym and in the field house. That's where your game improves – in practice. Having a practice facility like this is first class all the way. It's going to bring in the best athletes because the first thing a lot of athletes look at on a recruiting trip is the facilities to see who has the best. When I came along in 1976, LSU had the best facilities out of all of the schools I had been to. Now, we're going to another level. That means other players and All-Americans from around the country would love to come to LSU."

- Rudy Macklin, All-American, who played on the 1981 NCAA Final Four team



New Men's Basketball Locker Room

Amenities


- The building design emulates the style and appearance of the original Maravich Assembly Center and occupies area not dedicated to any other future use. It will take the place of the two northern pedestrian ramps which will be demolished to accommodate this "infill" project.
- Total Project Area is 58,960 square feet of new construction and 1,100 square feet of renovated construction.
- Project Cost: \$13,913,000 and construction is scheduled to be complete in October of next year (2009).
- Each gym can hold up to 800 people for special events.
- Each gym is 11,324 square feet in size and includes a regulation NCAA court in length with two regulation high school courts in the opposite direction.
- Each gym court is an exact replica of the Maravich Center competition court.
- Each gym has two portable goals and four overhead retractable goals.
- Each gym features a video filming balcony and scorer's table with video and data connections to enable instant replay.
- A central two story lobby and grand staircase ascends to the second level. The lobby showcases team banners, trophy cases and memorabilia from past seasons.
- Also included at the second level is a Pre-Function Room that opens to an extension of the Concourse and can hold approximately 500 people for pre-game and post-game functions.
- Other areas of the addition include a Press Room, Men's Basketball Team Locker Room, Team Lounge, Training Room, Laundry, Coach's Locker Room and Storage.



National SPOTLIGHT

LSU's TV exposure continues to expand each year thanks to the television contracts with the SEC. Those exposures will continue to increase starting in 2010 thanks to new 15-year contracts the league has signed with CBS Sports and ESPN.

On the Cover LSU Basketball on Magazine Covers





CBS Sports announcer Tim Brando, along with analyst Mike Giminski, welcomes a national CBS audience to the Maravich Center. Brando, a native of Louisiana, was the original announcer for TigerVision pay-per-view back in the infancy of LSU's pay-per-view programming.



ESPN's College Gameday showcased the LSU program during day-long broadcasts prior to the LSU-Connecticut game (January 2007).



Media Training

Along with the success of the LSU basketball team, comes a great deal of media attention and Dr. Tommy Karam, the Director of the Communications Lab, uses his lab, located on the fourth floor of the Cox Communications Academic Center for Student-Athletes, to work with LSU student-athletes on their interactions with the media and interview skills. Karam's lab is a mock press conference setting to get the student-athletes used to handling themselves in front of both print and electronic media. He video tapes the mock interview session and reviews it with the student-athlete to help them become more comfortable in an interview setting. Karam also helps the LSU student-athletes get prepared for the NBA experience by working closely with those players on the interview process.



LSU Basketball strength coach Juan Pablo Reggiardo works with Tasmin Mitchell in the Tiger Stadium weight room.

Strength & CONDITIONING

The LSU strength and conditioning facility in Tiger Stadium was built in 1997 and features the latest in both strength training and cardiovascular training equipment. Measuring 10,000-square feet, LSU has one of the finest strength and conditioning facilities in the nation. LSU strength and conditioning team has taken a new direction under strength coach Tommy Moffitt. Moffitt, who was named the 1999 and 2003 Strength and Conditioning Coach of the Year, is in charge of the LSU strength and conditioning facilities located in Tiger Stadium and the new football operations building at the McClendon practice facility.

Strength and conditioning can be the heart and soul of an athletic program's success, and LSU has taken great strides to improve its strength program and facilities. This year, Coach Trent Johnson has brought Juan Pablo Reggiardo, from Stanford, to direct the Tiger basketball strength and conditioning program.



In the summer of the 2008 the Tiger Stadium weight room added some new decor featuring motivational banners, banners and wall displays.

Strength

- INTRO
- 100 YEARS
- THIS IS LSU**
- TIGERS
- COACHES
- REVIEW
- PREVIEW
- RECORDS
- HISTORY
- LSU
- MEDIA



28
Multi-purpose power stations

36
Assorted selectorized machines

10
Dumbbell stations with 2 sets of 5-180 pound free weights

Custom
Custom made equipment by Body Masters and Eleiko



Power





Athletic TRAINING

Rehabilitation

Athletic trainer Shawn Eddy (above) uses rehabilitation exercises in the LSU's Broussard Center for Athletic Training. The facility boasts some of the most technologically advanced equipment to aid the recuperation and rehabilitation of LSU's student-athletes.

LSU boasts the largest and most complete athletic training facilities in all of collegiate athletics highlighted by the Broussard Center for Athletic Training in Tiger Stadium. The Broussard Center includes an on-site x-ray room, an in-house pharmacy, as well as the largest hydrotherapy pool in both collegiate and professional sports and is one of the few collegiate training centers with a full-service pharmacy and a full-service vision center.



Hydrotherapy Treatment

An integral part of rehabbing and developing LSU student-athletes is the operations center's hot/cold jacuzzis and an underwater treadmill in a fully equipped Hydrotherapy room. The Broussard training center (bottom) boasts the largest hydrotherapy pool in both collegiate and professional sports.

Broussard Athletic TRAINING CENTER



The two story, 22,000 square foot facility contains 20 treatment tables with the newest forms of modalities available, 14 taping stations, a 1,600 square foot rehabilitation area which contains the latest rehabilitation equipment including the Cybex Norm, Woodway treadmills and Body Master select rise equipment. LSU's multi-million dollar athletic training facility is named in honor of Dr. Martin J. Broussard (left), the legendary trainer whose career spanned over 40 years at LSU.



GO ONLINE: LSUsports.net/athletictraining

Complete Care

INTRO

100 YEARS

THIS IS LSU

TIGERS

COACHES

REVIEW

PREVIEW

RECORDS

HISTORY

LSU

MEDIA



Dental Center

A fully functional dental center, staffed by Dr. John Vance, is located inside the Broussard Center for Athletic Training.



Rehabilitation

LSU's Broussard Center for Athletic Training boasts some of the most technologically advanced equipment to aid the recuperation and rehabilitation of LSU's student-athletes.



Real-Time X-Rays

A new state-of-the-art fluoroscope was added in the summer of 2008 that will provide LSU trainers the opportunity to take x-rays on site in the Operations Center. The machine can provide real-time images of the internal structures of a patient.



Gameday Wellness

The full-time training staff, along with student assistants, prepare the players prior to games.



Vision Center

Dr. Don Peavy conducts eye exams for LSU's student-athletes in a convenient location in the Broussard Center for Athletic Training.



Pharmacy

The LSU Athletic Training Pharmacy is the only one of its kind in college athletics. Staffed by pharmacist David Chavin, the LSU Athletic Training Pharmacy provides the Tigers with first-class service in a convenient location.



NCAA Final Four Legacy

Four NCAA Final Fours for LSU: 1953, 1981, 1986, 2006. All with different heroes and much different circumstances. LSU's first Final Four appearance came at the time when it wasn't a media event in the days before television. The second came at a time when the LSU program was at a zenith, winning 17 straight conference games. LSU's 1986 Final Four trip came when LSU fans least expected it, or even imagined it. LSU returned to the Final Four again in 2006, taking a conference championship season and moving through the tournament, upsetting the No. 1 team in the tournament and the country in the process. Here's a brief look at LSU's four NCAA Final Four appearances:

- INTRO
- 100 YEARS
- THIS IS LSU**
- TIGERS
- COACHES
- REVIEW
- PREVIEW
- RECORDS
- HISTORY
- LSU
- MEDIA



1953

Record: 22-3, 13-0 in the SEC • Coach: Harry Rabenhorst

The NCAA Tournament was enlarged to a whopping 22 teams in 1953, adding four new conference winners and two more at-large entries. LSU, led by junior Bob Pettit, went through the conference undefeated in a year when Kentucky was barred from fielding a team, and advanced to the Final Four in Kansas City by downing Lebanon Valley (89-76) and Holy Cross (81-73). The Tigers were unable to sustain the momentum in the national semifinals, losing to Indiana, 80-67.



1981

Record: 31-5, 17-1 in the SEC • Coach: Dale Brown

It was 27 years ago that LSU fans were "Silly in Philly" over LSU's trip to the Final Four. It was a year in which an LSU team, which featured Durand "Rudy" Macklin, Greg "Cookiemann" Cook, Ethan Martin, Howard Carter, Leonard Mitchell and Willie Sims among others, would win 26 straight games, including the first 17 in the league to advance as high as No.2 in the nation. Coach Dale Brown got the draw he wanted in the tournament, a route that would take him to the Final Four through the Louisiana Superdome. With the majority of 30,000-plus fans on hand, the Tigers beat Arkansas (72-56) and Wichita State (96-85) in the regional rounds to advance to the Final Four. But Macklin was hurt in the Wichita game and was less than 100 percent. Again Indiana would be the team to beat LSU in the national semifinals, 69-47.



1986

Record: 26-12, 9-9 in the SEC • Coach: Dale Brown

A season that started 14-0, had a chickenpox scare in the middle, and finished the regular season with eight losses in the last 13 games, still had much promise to it at the end. The Tigers, coming off an SEC Championship the year before, still showed enough to earn a spot in the NCAA Tournament field of 64. LSU was seeded 11th, but would get to play its first two games in the then LSU Assembly Center. The Tigers first beat Purdue in double-overtime, then used an Anthony Wilson buzzer beater to down Memphis. From there, it was a win over Georgia Tech and then Ricky Blanton, Don Redden, Wilson and Derrick Taylor pulled off the impossible, beating Kentucky in the regional finals after the Wildcats had won three previous meetings earlier in the year. LSU was at that time the lowest seed ever to make the NCAA Final Four, a mark that stood until 2006.



2006

Record: 27-9, 14-2 in the SEC • Coach: John Brady

The Tigers won the Southeastern Conference with a 14-2 record, extending an unbeaten string of SEC wins in the Maravich Assembly Center to 17 games dating back to March of 2004. LSU was the fourth seed in the NCAA Tournament's Atlanta Regional and was sent to Jacksonville, Fla., to begin tournament play. After dispatching Iona in the first round, LSU's battle with Texas A&M would be the first of three straight epic battles that LSU would face on the road to the Final Four. It would take a Darrel Mitchell three-pointer with less than five seconds to play to get LSU the Round of 16, with a 58-57 win over the Aggies. The Tigers advanced to the Atlanta Regional semifinals where LSU downed the tournament top seed and the nation's No. 1-ranked team, Duke, and then went on to knock off No. 9 Texas in overtime, 70-60, to bring LSU back to the Final Four for the first time in 20 years.



(Front Row) Blackie Banker, Wally Wells, Henry Young, Sparky Wade, Nolan Miller, Guy Ottwell, Milford McDonald, Mac Michael.

(Back Row) Judge Bryan, Bill Leathers, Shongaloo Lindsey, Sid Adger, Texas Bohannon, Red Beeson, Jack Harris, Ben Journeay, Buddy Blair.

1935

**Winner American Legion Bowl - Atlantic City, N. J.
Southeastern Conference Champions
Coach Harry Rabenhorst • Record 14-1, 11-0**

NATIONAL CHAMPIONS

It was a different time and a different era. But in 1935, in the days before the NCAA Tournament and the National Invitation Tournament sprung to life and created true March Madness, there was a national championship being claimed on the hardwood at LSU.

Led by the school's first All-American, Sparky Wade, and Buddy Blair, the Tigers of 10th year head coach Harry Rabenhorst pulled off a feat that many people feel is the first magical moment of LSU basketball. The Tigers, after a 13-1 regular season and a co-championship in the Southeastern Conference, went to Atlantic City and played the best team in the East, the Pittsburgh Panthers, and won.

They called Wade the "Little Giant from Jena," and he could make a basketball do almost anything. He was 5-6 and a smaller preview of what would come in the late 1960s with Pete Maravich.

In 1935, the Tigers had a very favorable schedule that saw them play only three of 14 games away from the comfort of the Gym-Armory. The road games weren't bad trips at all, even in those days. One was to Houston to face Rice and the other two were to New Orleans to face Tulane.

The only loss of the season was that game against Rice, 56-47. Wade jokingly said in later years of that game, "The Rice Gym was an old auditorium with one chandelier with twenty-five watt bulbs. You could not see your feet or the color of uniforms. Even the floor was unwaxed."

But that was the only time the Tigers stumbled. Ironically, there was no SEC Tournament that particular year so LSU and Kentucky would not meet in basketball that season. Kentucky, undefeated in the conference, had not lost to LSU in a hoops contest and wouldn't until 26 years later.

So LSU and Pittsburgh were invited to the



battle for the American Legion Bowl before some 5,000 at the Atlantic City Auditorium. LSU won by four, 41-37, but that tells so little of the story.

It was April 13, 1935. Doc Carlson's Panthers were 18-5 on the season. The Tigers started out very, very slow at a time when scoring points could be easily at a premium. The Tigers trailed 18-4 and still were down by nine, 26-17, at the half.

Gradually LSU rallied back. Buddy Blair made a long shot to give LSU a 35-33 lead. He then followed it with the next six points for the Tigers. Pittsburgh outscored LSU 17-16 in field goals, but LSU had a 9-3 advantage from the free throw line.

Blair led all scorers with 20 points, Shongaloo Lindsey added eight, Sparky Wade five, Jack Harris four and Arnold Bryan and Ben Journeay two apiece. While Wade's point total was down, his ball handling and court presence meant much to LSU's win.

The Advocate trumpeted the news the next day: "Louisiana State University, power in the Southeastern Conference, came from far behind tonight to defeat the University of Pittsburgh, Eastern Conference champion, 41-37, in their inter-sectional basketball game.

"The Bayou Tigers from Baton Rouge, trailing 26-17 at the half, smothered Pittsburgh in the second half with their flashy passing and scored goal after goal from the field."

"Pittsburgh used a figure-eight offense," Buddy Blair once said. "We had not seen this before and it hindered us in the first half. In the second half, we got our fast break going and just about ran them crazy."

In the days before Bob Pettit arrived on campus, Harry Rabenhorst said in 1951 that Wade was head and shoulders the best player on campus. "We've had some great boys here at LSU. We've had some great ones, but Sparky Wade was the most spectacular and most colorful. He was a showman and probably the greatest dribbler in basketball. Sparky came to delight the fans. He never came up short on that count."

"I'm not as great as they say I am," Sparky once said. "I'm just a little fellow — five-eight if I stretch — but you know, basketball is the silliest game in the world. You have 10 guys and only one basketball, and if I have the ball, who can beat me?"

In 1935, only one team could beat the Tigers and powerful Pittsburgh couldn't stop a second half onslaught that led to a special moment in LSU basketball: a chance to claim a national championship.

In 1994, the remaining living members of the team were honored and a banner lowered from the Maravich Center to forever honor the accomplishments of this great team in Tiger basketball history.

INTRO

100 YEARS

THIS IS LSU

TIGERS

COACHES

REVIEW

PREVIEW

RECORDS

HISTORY

LSU

MEDIA

All-Americans

The following LSU players were named to a first, second or third All-America team at some point in their college careers. Eight LSU players (Sparky Wade, Bobby Lowther, Bob Pettit, Pete Maravich, Durand "Rudy" Macklin, Chris Jackson, Shaquille O'Neal, Glen Davis) were designated first-team All-Americans at some point in their career. Gary K. Johnson of NCAA bases the following list on A-A research. Players are listed with the year and the organization that named them an All-American.

1935

Malcolm "Sparky" Wade
1st team Converse Yearbook

1946

Bobby Lowther
1st team Helms Foundation

1952

Bob Pettit
2nd team Associated Press
2nd team United Press International
2nd team Helms Foundation
4th team Converse Yearbook

1953

Bob Pettit
1st team Helms Foundation
2nd team Associated Press
2nd team United Press International
2nd team Look Magazine
2nd team International News Service
2nd team Newspaper Enterprises Assoc.
2nd team Colliers (Basketball Coaches)
3rd team Converse Yearbook

1954

Bob Pettit
1st team Associated Press
1st team United Press International
1st team International News Service
1st team Colliers (Basketball Coaches)
1st team Converse Yearbook
1st team Helms Foundation
1st team Tempo Magazine
1st team NABC
2nd team Newspaper Enterprises Assoc.
3rd team Look Magazine

1956

Roger Sigler
2nd team Helms Foundation

1968

Pete Maravich
1st team Associated Press
1st team NABC
1st team USBWA
1st team United Press International
1st team Sporting News
1st team Converse Yearbook

1969

Pete Maravich
1st team Associated Press
1st team NABC
1st team USBWA
1st team United Press International
1st team Sporting News
1st team Converse Yearbook

1970

Pete Maravich
1st team Associated Press
1st team NABC
1st team USBWA
1st team United Press International
1st team Sporting News
1st team Converse Yearbook

1979

Al Green
2nd team Converse Yearbook

1980

Durand "Rudy" Macklin
1st team Converse Yearbook
2nd team Sporting News

1981

Durand "Rudy" Macklin
1st team USBWA
1st team Converse Yearbook
1st team John Wooden Award
2nd team United Press International
3rd team Basketball Times

Ethan Martin

3rd team Basketball Times

1982

Howard Carter
2nd team Converse Yearbook

1983

Howard Carter
2nd team Converse Yearbook

1989

Chris Jackson
1st team Associated Press
1st team United Press International
1st team USBWA
1st team Sporting News
2nd team NABC
2nd team Basketball Times

1990

Chris Jackson
1st team Associated Press
1st team NABC
1st team USBWA
1st team John Wooden Award
2nd team United Press International
2nd team Sporting News
2nd team Basketball Times

1991

Shaquille O'Neal
1st team Associated Press
1st team United Press International
1st team NABC
1st team USBWA
1st team Sporting News
1st team Basketball Times
1st team John Wooden Award

1992

Shaquille O'Neal
1st team Associated Press
1st team United Press International
1st team NABC
1st team USBWA
1st team Sporting News
1st team Basketball Times
1st team John Wooden Award

2000

Stromile Swift
2nd team USBWA
2nd team Basketball Times
3rd team Associated Press
3rd team NABC

2006

Glen Davis
1st team John Wooden Award
1st team CollegenInsider.com
2nd team Associated Press

SEC Players of the Year

1968

Pete Maravich
Associated Press
United Press International

1969

Pete Maravich
Associated Press
United Press International

1970

Pete Maravich
Associated Press
United Press International

1981

Durand "Rudy" Macklin
Sporting News

1989

Chris Jackson
Associated Press
United Press International
Coaches

1990

Chris Jackson
Associated Press
United Press International
Coaches

1991

Shaquille O'Neal
Associated Press
United Press International
Coaches

1992

Shaquille O'Neal
Associated Press
United Press International
Coaches

2000

Stromile Swift
Associated Press

2005

Brandon Bass
Associated Press
Coaches

2006

Glen Davis
Associated Press
Coaches





Malcolm "Sparky" Wade
Guard • 5-9 • Jena, La.
1935

LSU's first basketball All-American averaged 9.7 points per game in 1933 and 12.4 points per game in 1934 to lead the scoring category for the first two years of the Southeastern Conference.

He was named a All-American in 1935 while leading LSU to the mythical national championship, averaging 12.7 points per game.

A native of Jena, Wade is considered the greatest dribbler and backcourt star in LSU basketball history.

Before moving to LSU, he was named to the high school All-State team three times from 1928 to 1930. He was elected MVP of the national high school championship playoffs as a senior.

Former Baton Rouge Morning Advocate sports editor Bud Montet, remembers Wade in these words:

"He could do everything with a basketball but dunk it, and make it sing. If there was an extraordinary floor-leader in the South at that time, it had to be Wade."

The three-time All-SEC selection is also a member of the Louisiana Sports Writers and Louisiana Association of Basketball Coaches Hall of Fame.

He was the "Little Giant from Jena." You can't talk LSU basketball without mention of the school's first All-American and first showman who could pass, score and dribble with the best of his and many others era.



Bobby Lowther
Forward • 6-5 • Alexandria, La.
1946

Bobby Lowther officially was recognized as a first-team All-American in 1995 after a historian of the Helms Foundation confirmed that all members of the 1946 team had been upgraded to first-team status.

Lowther is the only two-sport All-America athlete in LSU's storied sports history. In 1946, he made the Helms Foundation basketball All-America squad and was a two-event All-American in track and field, finishing second at the NCAA Championships in the javelin and fourth in the pole vault.

The 6-5, 185-pound Alexandria native was also the triple jump champion at the 1946 National AAU Championships.

In basketball, he averaged 14.7 points per game as he also earned first-team All-SEC honors.

He was voted LSU's "Best All-Around Athlete" in 1947 in a field that also included such future professional stars as Y. A. Tittle, Alvin Dark and Joe Adcock.

Lowther is a member of the Louisiana Sports Writers Association Hall of Fame and was chosen to be the "Living Legend" honoree representing LSU at the 2005 Southeastern Conference basketball tournament in Atlanta.



Durand "Rudy" Macklin
Forward • 6-7 • Louisville, Ky.
1980, 1981

The recruitment of Durand "Rudy" Macklin marked the beginning of LSU's rise to the top of college basketball under Dale Brown.

In his first college game, he set a school rebounding record that no one has come close to, pulling down 32 boards in a win against Tulane.

After his magnificent LSU career, he became the school's all-time leading rebounder with 1,276 rebounds (a 10.4 rebounds per game average). That figure remains on top of the school chart. He also became the second leading scorer all-time at LSU behind Pete Maravich (2,080 points, 16.9 points per game average).

Much of his success and his All-America season in 1981 was after returning from a serious knee injury that forced him to miss all but two games of the 1978-79 season.

In 1981, he was also named Southeastern Conference Player of the Year and led the Tigers to their first NCAA Final Four since 1953. He beat out a star-studded cast of players including Georgia's Dominique Wilkins, Kentucky's Sam Bowie, and other future NBA players such as Jeff Malone of Mississippi State, Dale Ellis of Tennessee, Eddie Phillips of Alabama and teammate Howard Carter.

In Macklin's four years, LSU had records of 18-9, 23-6, 26-6 and 31-5. The Tigers won one SEC title, one SEC Tournament championship, advanced to the Elite 8 and the Final Four during the Macklin days.

One writer wrote of Macklin, "Macklin's aggressiveness has never been questioned in the Southeastern Conference. If they gave an award for the hardest worker, Macklin would have been the consensus choice of his peers, who marvel at how much effort he puts into the game."

In 2000, he was honored as the school's "Living Legend" at the SEC basketball tournament and in 2005 he was elected to the Louisiana Sports Hall of Fame.

INTRO

100 YEARS

THIS IS LSU

TIGERS

COACHES

REVIEW

PREVIEW

RECORDS

HISTORY

LSU

MEDIA

INTRO

100 YEARS

THIS IS LSU

TIGERS

COACHES

REVIEW

PREVIEW

RECORDS

HISTORY

LSU

MEDIA



Chris Jackson

Guard • 6-1 • Gulfport, Miss.

1989, 1990

In just his freshman and sophomore years, Jackson was a two-time consensus SEC Player of the Year lighting up scoreboards across America. After scoring 48 and 53 points in the first month of his college career, he went on to become the most celebrated freshman of all time, setting an NCAA freshman scoring record, averaging 30.2 points per game.

He became just the second freshman ever to make the Associated Press first-team All-America squad and the first ever to make the U.S. Basketball Writers Association's All-America team.

He finished his short career as the seventh leading scorer in school history with 1,854 points (29.0 ppg). His records for freshman include most points in a game (55), most points in a season (965) and season average (30.2).

He won accolades throughout the country as he starred on the court while fighting an ongoing battle with Tourette's Syndrome.

Jackson was chosen to the second team on the Louisiana Association of Basketball Coaches All-Louisiana Team of the Century.

Of Chris Jackson, Baton Rouge State Times sports editor Sam King wrote:

"Athletes come and go.

"Many are so quickly forgotten.

"Only the great ones are remembered forever. To have seen Bob Pettit, Billy Cannon and Pete Maravich perform at their best was to commit them to memory.

"Chris Jackson now joins some very select company."



Glen Davis

Forward • 6-8 • Baton Rouge, La.

2006

Glen Davis was at his best during the Tigers' 2006 season when he was named Southeastern Conference Player of the Year and a first-team All-American for the Wooden Award.

Davis starred as the Tigers captured the SEC regular-season championship with a 14-2 record and then went on to defeat four teams en route to the NCAA Final Four. LSU beat Iona in the opening round, rallying from a halftime deficit, and then used a three-pointer in the final seconds to defeat Texas A&M to advance to the regional semifinals.

There the Tiger magic and Davis' personality was on display to the nation as he helped lead LSU to upsets over No. 1-ranked Duke and an overtime win over No. 9 Texas that got LSU to its first NCAA Final Four in 20 years. The Tigers jumped out on Texas early in overtime and when Davis came down on a break and shot a three-pointer that broke the Longhorns' back, CBS Sports announcer Dick Enberg said with a question in his voice, "Glen Davis for 3? Oh my!"

Davis would earn all-region honors for his play in the NCAA Tournament in a year in which he led the SEC in both scoring (18.6) and rebounding (9.7). He would return to LSU for his junior season and despite injuries and intense pressure to perform, he still again led the league in rebounding (10.2) and earned SEC First-Team honors. He was a second round pick of the NBA's Boston Celtics in the 2007 NBA Draft and became an NBA champion in his first year with the team.

Bob Pettit Jr.



Bob Pettit once said of himself as a youngster who would grow up to be a collegiate All-American and a force in the National Basketball Association:

"The greatest thing that ever happened to me is that when I first picked up a basketball I was terrible. If things come naturally, you might not bother to work at improving them and you can fall short of your potential."

Being terrible meant being gangly and not very good. He was tall, but he wasn't able to yet make the moves that made him a future star. He was the last man on the junior varsity his freshman year at Baton Rouge High. As a sophomore he was cut from the varsity. But because of that, he took his interest in basketball to heart and began to work hour after hour in back of his house in Baton Rouge.

As a 6-4 junior, he began to be noticed. His skills were still raw and undeveloped, but his size made him worth a second glance. He grew to 6-7 as a junior and BRHS won the state championship.

Pettit once wrote: "Teammates. . . were miles ahead of me in all-around ability, but college scouts gave me the big rush act because I was six-seven by then. Fifteen schools offered me the standard scholarship.

"I chose LSU because I doubted I could measure up to expectations on a fancier

scholarship. My fears were confirmed when I reported to John Chaney, LSU's freshman team coach, who had been a pro in the NBA. My reflexes were slow. I was lost on defense. I didn't know how to drive in for a shot, or fake and pass off the pivot. Much as I dislike the expression, I've got to admit I was a goon."

LSU and NBA fans certainly don't look at Bob Pettit's career as that of a goon. Here was a three-time first-team All-SEC member who led his Tigers to a second place finish in 1952, conference titles in 1953 and 1954 and the NCAA Final Four in 1953.


He led the league in scoring all three years, with the highest averages seen to date in the league: 25.5 points in 1952, 24.9 in 1953 and 31.4 points per game in 1954. At the same time he was averaging 13.1 (1952), 13.9 (1953) and an LSU best 17.3 (1954) rebounds per game. Only Pete Maravich and Chris Jackson would also break the 30-point average barrier at LSU.

Coach Cliff Wells of Tulane summed up Bob Pettit's days at LSU, "He's the best big man in college basketball today and I've seen them all." LSU Coach Harry Rabenhorst called him, "the greatest LSU player since Sparky Wade."

He was a first round draft choice in 1954 of the then Milwaukee Hawks. Pettit played his entire 11-year career with the Hawks, moving with the club to St. Louis in 1955. He wrote nearly every record in the Hawks' record book and was a four-time MVP of the annual NBA All-Star game. He led the Hawks to the 1958 NBA Championship and five NBA Finals.

In 1954, his number 50 was retired at LSU, the first number in any sport retired in Tiger Town. In 1964, he became the first NBA player to exceed the 20,000-points scored barrier. In 1970, he was elected to the Basketball Hall of Fame.

"Those were great years at LSU," Pettit once said. "They were such great years. I couldn't have asked for anything better than my four years at LSU. I received my degree in Business, played the sport I loved and made so many friends."



LSU All-American
1953, 1954

First LSU Player to Have Number Retired
1954

Member of Naismith Basketball Hall of Fame
1971

Member of NBA 50-Year Top 50
1997

Member of LSWA Top 25 Louisiana Athletes of the Century
1999

Member First-Team LABC All-Louisiana Team of the Century
1999

1999 Living Legend for LSU at SEC Basketball Tournament



Pettit's Career Statistics

YEAR	GMS	FGM	FGA	PCT.	FTM	FTA	PCT.	REB.	PTS.	AVG.
1951-52	24	247	563	.439	118	199	.593	315	612	25.5
1952-53	21	193			133	217	.613	292	519	24.7
1953-54	25	281	573	.489	223	308	.740	432	785	31.4
TOTALS	70	721			474	724	.655	1039	1916	27.4

- INTRO
- 100 YEARS
- THIS IS LSU**
- TIGERS
- COACHES
- REVIEW
- PREVIEW
- RECORDS
- HISTORY
- LSU
- MEDIA

Pete Maravich

- INTRO
- 100 YEARS
- THIS IS LSU**
- TIGERS
- COACHES
- REVIEW
- PREVIEW
- RECORDS
- HISTORY
- LSU
- MEDIA



LSU All-American
1968, 1969, 1970

National Player of the Year
1969, 1970

Third LSU Player to Have Number Retired
1970

Member of Naismith Basketball Hall of Fame
1987

Member of NBA 50-Year Top 50
1997

Member of LSWA Top 25 Louisiana Athletes of the Century
1999

Member First-Team LABC All-Louisiana Team of the Century
1999

Member Sport Magazine's Top 10 Men's College Players of the Century
1999

Member of National Basketball Association Hall of Fame

Honored as 2003 "Legend" at the SEC Basketball Tournament

Pete Maravich was billed as the one who would put Louisiana basketball on the map from the first day he joined his father Press at LSU. People weren't disappointed. His freshman year they packed the old John M. Parker Agricultural Center (known as the "Cow Palace") to watch the freshman team and then left quickly as the varsity Tigers won just three games in 1967.

By Pete's senior year, the Tigers would improve to 20-8 and wind up in New York City at the National Invitation Tournament, a fitting place for the big-city Maravich Show to close its LSU run.

To those who never saw him play live, but only watched what few games were on television or listened on radio, the Maravich story at LSU may seem larger than life. But his skills were perfected through hours and hours of repetitious drills at all hours of the day and night and in all kinds of settings.

Maravich ended up receiving the richest contract ever offered a college player at the time to sign with the Atlanta Hawks (\$1.9 million), but during his 10-year career with the Hawks, the New Orleans and Utah Jazz and the Boston Celtics, his dream of a championship wasn't fulfilled. Pete was finding that life wasn't very fulfilling either.

There were hard times when he went in search of something to make his life complete. He had money, he had fame. He didn't have real happiness. But in 1982, Pistol Pete accepted Jesus Christ.

He began enjoying life, enjoying times with his wife and children. Television executives were discovering his knowledge of the game again as a color commentator and best of all for LSU fans, a rift that grew between star and college had diminished and was forgotten.

But the Pistol's life suddenly ended on Jan. 5, 1988, just over a month after appearing at the Assembly Center for an emotional ceremony to formally present a portrait of Pete and his father to him.



Maravich's Records and Highlights

- All-Time NCAA Career Scoring Leader with 3,667 points, an average of 44.2 points for 83 games.
- Ranks first, fourth and fifth for most points in a single season in NCAA history. Averaged 44.5 points in 1970, 44.2 points in 1969 and 43.8 points in 1968.
- Scored 69 points vs. Alabama, Feb. 7, 1970.
- Led LSU to the NIT Final Four in 1970, its first postseason appearance in 16 years.
- Unanimous first-team All-American in 1968, 1969, 1970.
- Naismith Award winner in 1970.
- Member of the National Basketball Association Hall of Fame after 10-year career with Atlanta Hawks, New Orleans and Utah Jazz and Boston Celtics.

Maravich's Career Statistics

YEAR	G	FG	FGA	PCT.	FT	FTA	PCT.	REB.	AVG.	PF-D	AST.	PTS-AVG.
1967-68	26	432	1022	.422	274	338	.810	195	7.5	85-5	105	1138-43.8
1968-69	26	433	976	.444	282	378	.746	169	6.5	77-2	128	1148-44.2
1969-70	31	522	1168	.447	337	436	.773	164	5.3	89-0	192	1381-44.5
TOTALS	83	1387	3166	.438	893	1152	.775	528	6.4	251-7	425	3667-44.2



Shaquille O'Neal




Shaquille O'Neal brought LSU to new heights during his three years with the Tigers and the 7-1 center became a national celebrity in the days of saturation coverage of basketball by the media. But he earned his celebrity status with great play and an intimidation factor that made him the envy of coaches throughout the country.

After leaving LSU in April 1992, he was the number one pick of the National Basketball Association by the Orlando Magic and signed a multi-year contract estimated at over \$40 million. In 1996, as a free agent, he signed with the Los Angeles Lakers and following the 2004 season was traded to the Miami Heat.

O'Neal's Records and Highlights

- Two-time consensus Southeastern Conference Player of the Year and first-team All-American, 1991-1992. Most Valuable Player on SEC Coaches Defensive Team, 1991-1992.
- National Player of the Year as chosen by the Associated Press (Rupp Award), United Press International, L. A. Gear and Sports Illustrated, 1991. Winner of the Tanqueray World Amateur Athlete of the Year Award, 1991. Southeastern Conference Athlete of the Year, 1991-1992. National Player of the Year as chosen by L. A. Gear, 1992 and runner-up for the Naismith Award and the John Wooden Award, 1992.
- Set SEC record for most blocks in a season three consecutive years (115-1990, 140-1991, 157-1992). Set SEC record for career blocks with 412. Blocked five or more shots in a game 45 times in 90 career games.
- Set SEC single game record with 12 blocks against Loyola Marymount in Feb. 1990. Blocked 11 shots against Brigham Young in the first round of the NCAA Tournament, setting a then-tournament standard for a single game, 1992.
- Averaged a national sophomore record 5.0 blocked shots a game, 1991. National leader in blocked shots (5.2 average), 1992.
- National leader in rebounding (14.7 average), 1991. Second nationally in rebounding (14.0 average), 1992.
- First player to lead the Southeastern Conference in scoring, rebounding, field goal percentage and blocked shots in the same season, 1991. Led SEC in rebounding, field goal percentage, blocked shots and second in scoring, 1992. First player to lead the SEC in rebounding three straight seasons since Charles Barkley of Auburn, 1982-84.
- Finished with 1,217 rebounds, seventh all-time in the Southeastern Conference, second all-time at LSU.
- Finished with 1,941 points, fourth all-time at LSU behind only Pete Maravich (3,667-1967-70), Durand Macklin (2,080-1976-78; 79-81) and Howard Carter (1,942-1979-83).
- Career field goal percentage of 61.0 percent is second all-time at LSU and in the SEC (minimum 1,000 attempts).
- Had six career triple-doubles (points, rebounds and blocks in same game).
- Was the third LSU player (Pete Maravich and Chris Jackson) to have at least two 700-plus point seasons at LSU.
- Was the first LSU player to record back-to-back 400-plus rebound seasons.



LSU All-American
1991, 1992

National Player of the Year
1991

World Amateur Athlete of the Year
1991

SEC Athlete of the Year
1991, 1992

Olympic Gold Medalist 1996

Member of NBA 50-Year Top 50
1997

Member Second-Team LABC All-Louisiana Team of the Century
1999

Fourth LSU Player to Have Number Retired
2000

Graduated from LSU
December 2000

O'Neal's Career Statistics

YEAR	G/GS	FG/FGA	PCT	FT/FTA	PCT	PTS	AVG	REB	AVG	PF/D	AST	TO	BLK	STL
1989-90	32/28	180/314	.573	85/153	.556	445	13.9	385	12.0	122/9	61	93	115	38
1990-91	28/28	312/497	.628	150/235	.638	774	27.6	411	14.7	79/1	45	99	140	41
1991-92	30/30	294/478	.615	134/254	.528	722	24.1	421	14.0	86/5	46	103	157	29
TOTALS	90/86	786/1289	.610	369/642	.575	1941	21.6	1217	13.5	287/15	152	295	412	108



Tigers IN THE NBA

Shaquille O'Neal appears at a Phoenix Suns press conference with general manager Steve Kerr (left) and coach Mike D'Antoni after his Feb. 2008 trade



The LSU basketball program has a lasting legacy with the National Basketball Association that spans both the Tigers and the league's long history.

In the 1950s and early '60s, LSU's Bob Pettit fought long and hard to win an NBA championship. Most of those years standing in his way were the feared Boston Celtics. He finally accomplished his dream, winning the title in 1958. That title was celebrated this past season in Atlanta as the Hawks honored Pettit on the 50th anniversary of that championship.

Now 50 years later, another LSU player is celebrating with the NBA championship trophy, ironically with those same Boston Celtics. Glen Davis, who was chosen in the second round of the 2007 NBA draft, made the most of his chance to shine and now has a Final Four and an NBA title on his resume'.

LSU's NBA First Round Draft choices

1952	Joe Dean - Indianapolis Olympians
1954	Bob Pettit - Milwaukee Hawks (2nd pick)
1970	Pete Maravich - Atlanta Hawks (3rd pick)
1983	Howard Carter - Denver Nuggets
1985	Jerry Reynolds - Milwaukee Bucks
1986	John Williams - Washington Bullets
1990	Chris Jackson - Denver Nuggets (3rd pick)
1991	Stanley Roberts - Orlando Magic
1992	Shaquille O'Neal - Orlando Magic (1st pick)
1993	Geert Hammink - Orlando Magic
2000	Stromile Swift - Vancouver Grizzlies (2nd pick)
2006	Tyrus Thomas - Portland Trailblazers (4th pick, traded to Bulls)
2008	Anthony Randolph - Golden State Warriors

Seven times in the last 20 years, the Tigers have had a former player take in the first round of the NBA draft. Four times in that period an LSU player has been one of the top four picks in the draft and when Anthony Randolph was taken with

the 14th pick of the first round by the Golden State Warriors, he was the 13th player all-time taken from LSU in the first round of the draft.

All three LSU players who have their numbers hanging from the rafters of the Pete Maravich Assembly Center were top draft picks - Bob Pettit (2nd pick - Milwaukee, 1954); Pete Maravich (3rd pick - Atlanta, 1970) and Shaquille O'Neal (1st pick - Orlando, 1992). Chris Jackson (1990), Stromile Swift (2000) and Tyrus Thomas (2006) were all shaking the commissioners hand in the first few picks of the draft when their time came to take the hallowed NBA stage.

Since 1952, teams in the NBA draft have chosen 47 players. Plus there are countless others who have and are presently playing for team aboard. In all, a total of 32 players have logged regular season minutes in either the NBA or the old American Basketball Association.



NBA's 50th Anniversary Team



Pete Maravich



Bob Pettit



Shaquille O'Neal



Current LSU Players in the NBA



Brandon Bass

Dallas Mavericks
Bass, the 2005 SEC Player of the year was the 33rd selection in the 2005 draft by the New Orleans Hornets ... In two years with the Hornets, played 50 games with four starts, averaging 2.2 points and 2.2 rebounds a game ... Averaged 8.6 minutes a game ... Played with the Mavericks summer league team in 2007 and after several strong performances was signed by Dallas ... Played in 79 games last season for the Mavericks, averaging 19.7 minutes a game, 8.3 points and 4.4 rebounds.



Glen Davis

Boston Celtics
Davis was drafted in the second round by Seattle and traded to the Celtics in the 2007 draft ... Davis was the 2005 SEC freshman of the Year and 2005 SEC Player of the Year, leading the league in scoring and rebounding in 2006 and rebounding in 2007 ... His rookie year was almost all good for the Baton Rouge native as he was part of a Celtic team that returned the NBA championship to Boston in 2008 ... Davis played in 69 games, averaging 13 minutes a game, 4.5 points per game and 3.0 rebounds a contest.



Shaquille O'Neal

Phoenix Suns
Olympic medalist, one of the game's 50 greatest players, three-time MVP of the NBA Finals, 11-time all-star and part of four NBA championship teams now (according to O'Neal) in the final years of his NBA career ... Picked up by the Phoenix Suns in February 2008 from the Miami Heat ... Was drafted No. 1 by the Orlando Magic in the 1992 NBA draft ... He played four years in Orlando, leading them to the NBA Finals once, before moving to the Los Angeles Lakers ... In eight years in LA, O'Neal won three titles ... Moved to the Miami Heat prior to the 2004-05 season, the Heat captured the title in 2006 ... Entering his 17th season in the league, O'Neal has played in 1,042 games, 25.2 points per game and 11.5 rebounds.



Anthony Randolph

Golden State Warriors
Randolph left LSU after his freshman season and was selected in the first round of the 2008 draft by the Golden State Warriors with the 14th pick of the draft, the final pick of the lottery portion ... Randolph averaged 15.6 points per game for the Tigers in earning unanimous freshman All-SEC honors and honorable mention All-SEC selection ... He also was among the leaders in the league in rebounds at 8.5 a game, blocking 70 shots and averaging 32.8 minutes a game.



Stromile Swift

New Jersey Nets
Swift was traded to the New Jersey Nets in February 2008 and will begin his second season this year with the Nets as he begins his ninth season in the league... since the 2000 SEC Player of Year was the second overall pick in the 2000 draft by Vancouver (now Memphis) Grizzlies ... Played the 2005-06 season with the Rockets after signing as a free agent ... Traded back to Memphis prior to the 2006-07 season ... Has played in 528 games in his career, averaging just over 20 minutes a game ... His career scoring average is 8.6 points and 4.7 rebounds ... Several of his spectacular dunks have made ESPN's top plays.



Tyrus Thomas

Chicago Bulls
Thomas was the 2006 SEC Freshman of the Year and co-Defensive Player of the Year ... He was the fourth pick in the 2006 NBA Draft by Portland and his rights were later traded to Chicago for the Bulls' second pick in the draft ... In his opening year, he played in 72 games ... Entering his third year, Thomas has played in 146 games with 31 starts ... He is averaging 6.0 points per game and 4.2 rebounds.

* LSU players presently on NBA rosters as teams go to training camp for the 2007-08 season.



YEAR	PLAYER	TEAM	ROUND
1947	Jack Coleman	Indianapolis	
	Bobby Lowther	Indianapolis	
1952	Joe Dean	Indianapolis	1st
1954	Bob Pettit	Milwaukee	1st (2nd pick)
1955	Don Belcher	Fort Wayne	N/A
1960	Dick Davies	St. Louis	8th
1961	Bill Engressor	New York	14th
1965	Dick Maile	Cincinnati	11th
1966	John Jones	Baltimore	5th
1970	Pete Maravich	Atlanta	1st (3rd pick)
	Dan Hester	Atlanta	2nd
1971	Nelson Isley	Buffalo	17th
1972	Al Sanders	Baltimore	4th
1974	Ed Palubinskas	Atlanta	4th
		Utah (ABA)	8th
	Collis Temple, Jr.	Phoenix	6th
		S. Antonio (ABA)	3rd
	Glen Hansen	Kentucky	9th
1975	Glen Hansen	KC-Omaha	2nd
		Memphis (ABA)	44th
1978	Kenny Higgs	Cleveland	3rd
1979	Al Green	Phoenix	3rd
	Lionel Green	Houston	4th
1980	DeWayne Scales	New York	2nd
	Rick Mattick	New Jersey	6th
1981	Greg Cook	New York	2nd
	Durand Macklin	Atlanta	3rd
	Ethan Martin	Cleveland	4th
	Willie Sims	Denver	5th
1983	Howard Carter	Denver	1st
1984	Leonard Mitchell	Cleveland	3rd
	John Tudor	Dallas	9th
1985	Jerry Reynolds	Milwaukee	1st
1986	Don Redden	Denver	3rd
	Derrick Taylor	Indiana	4th
	John Williams	Washington Bullets	1st
	Steffond Johnson	L. A. Clippers	5th
1987	Nikita Wilson	Portland	2nd
	Anthony Wilson	Chicago	5th
1988	Jose Vargas	Dallas	2nd
	Hernan Montenegro	Philadelphia	3rd
1989	Ricky Blanton	Phoenix	2nd
1990	Chris Jackson	Denver	1st (3rd pick)
1991	Stanley Roberts	Orlando	1st
1992	Shaquille O'Neal	Orlando	1st (1st pick)
1993	Geert Hammink	Orlando	1st
1996	Randy Livingston	Houston	2nd
	Ronnie Henderson	Washington	2nd
2000	Stromile Swift	Vancouver	1st (2nd pick)
	Jabari Smith	Sacramento	1st
2005	Brandon Bass	New Orleans	2nd
2006	Tyrus Thomas	Portland	1st (4th pick)
2007	Glen Davis	Boston	2nd
2008	Anthony Randolph	Golden State	1st (14th pick)

Former NBA Tigers

Several former Tigers have had outstanding careers in the NBA ... Here are a few notes on some of those players:

◀ Mahmoud Abdul-Rauf

Denver 1991-96; Sacramento 1997-98; Vancouver 2001 ... Played at LSU under the name of Chris Jackson ... NBA's Most Improved Player in 1993 ... Led Denver in scoring, 1993-96 ... Career scoring average of 14.6 ppg ... 90 percent career free throw percentage.

Frank Brian

Anderson (NBL-NBA), 1948-50; Tri-Cities, 1951; Fort Wayne 1952-56 ... Nine years, seven in NBA ... Two-time NBA all-star ... Career scoring average of 12.3 ppg.

Howard Carter

Denver, 1984; Dallas, 1985 ... Career scoring average of 5.3 ppg

John Louie Chaney

Syracuse (NBL), 1947-49; Tri-Cities, 1950 ... Career scoring average of 6.0.

Ronald Dupree

Undrafted out of LSU in 2003 ... Played for Chicago '03-04; Detroit '04-05; 06-08; Minnesota '05-06; Seattle, '08 ... Member of NBA finalist team in 2005 ... Played 154 games, average 3.6 points per game.

Randy Livingston

Houston, 1996-97; Atlanta 1997-98; Phoenix 1998-00; Golden State, 2000-01; Seattle 2001-02; New Orleans 2002-03; Los Angeles Clipper 2003-04; Utah 2004-05; Chicago 2005-06; Seattle 2006-07 ... Played 11 seasons and 203 career games ... Averaged 3.8 ppg, 1.4 rpg, 2.0 apg.

Durand "Rudy" Macklin

Atlanta, 1982-83; New York, 1984 ... Career scoring average of 6.4 ppg.

Pete Maravich "Pistol Pete"

Atlanta 1971-74; New Orleans, 1975-79; Utah-Boston, 1980-81 ... Four time NBA All-Star ... Career scoring average of 24.2 ppg, totaling almost 16,000 points ... Member of the NBA's 50-year anniversary all-star team.

Bob E. Pettit, Jr.

Milwaukee 1955; St. Louis, 1956-65 ... 11-time NBA All-Star ... Member of the NBA's 50-year anniversary all-star team ... Career scoring average of 26.4 ppg, scoring over 20,800 points.

Jerry Reynolds

Milwaukee 1985-88; Seattle 1988-89; Orlando 1989-92; Milwaukee, 1995-96 ... 443 games played ... Career scoring average of 9.1 ppg and 3.0 rpg.

Stanley Roberts

Orlando, 1992; L. A. Clippers 1993-97 ... 9.6 ppg career scoring average.

DeWayne Scales

New York, 1981-82; Washington 1984 ... 4.6 ppg career scoring average.

John Sam Williams

Washington, 1987-91; LA Clippers 1993-94; Indiana 1995 ... Career scoring average of 10.1 ppg.



(Above) Trainer and namesake Mike Chambers with Mike I housed in City Park Zoo. (Below) Today Mike's habitat is the most visited spot on the LSU campus.



Mike THE TIGER

History of Mike

Few mascots in the country are as admired as Mike the Tiger. LSU's live Bengal mascot serves as the graphic image of all LSU athletic teams. The school has had six mascots, with the most recent, Mike VI, taking over the reign prior to the 2007 national championship football season. LSU veterinarian Dr. David Baker began the search for the young tiger after his predecessor, Mike V, died in May 2007 of renal failure at the age of 17. The two-year-old Bengal/Siberian mix, formerly known as "Roscoe," was donated to LSU by Great Cats of Idaville, Ind., a nonprofit sanctuary and rescue facility for big cats and other large carnivores.

Mike's ride through Tiger Stadium before home games in a cage topped by the LSU cheerleaders is a school tradition. Before entering the stadium, his cage on wheels is parked next to the opponent's locker room in the southeast end of the stadium. Opposing players must make their way past Mike's cage to reach their locker room.

Tradition dictates that the Tigers will score a

touchdown for every growl issued by Mike before a football game. For many years, Mike was prompted to roar by pounding on the cage. Objections of cruel punishment brought about the use of recorded growls to play to the crowd before the games. That practice was discontinued shortly afterward and today Mike participates in the pregame tradition without provocation.

In the mid-1980's, pranksters cut the locks on Mike IV's cage and freed him in the early-morning hours just days before the annual LSU-Tulane clash. Mike roamed free, playfully knocking down several small pine trees in the area, before being trapped in the Bernie Moore Track Stadium where police used tranquilizer guns to capture and return the Bengal Tiger to his home.

The incident was reminiscent of a kidnapping of Mike I many years ago by Tulane students before a Tiger-Green Wave battle.

1936-1956

Mike I

The original Mike was purchased from the Little Rock Zoo in 1936 for \$750, with money contributed by the student body. Originally known as "Sheik" at the time of his purchase, his name was changed to Mike to honor Mike Chambers who served as LSU's athletic trainer when the first mascot was purchased. The first Mike was housed in the Baton Rouge Zoo for one year before a permanent home was constructed near Tiger Stadium. Mike I reigned for 20 years before dying of pneumonia.

1956-1958

Mike II

The second Mike served a brief reign, lasting only through the 1957 season before dying of pneumonia in the spring of 1958. He was born at the Audubon Zoo in New Orleans and came to LSU on Sept. 28, 1956. The young tiger was held overnight in Tiger Stadium and unveiled Sept. 29, the opening day of the football season.

1958-1976

Mike III

Just in time for the 1958 national championship season, Mike III was purchased from the Woodland Park Zoo in Seattle, Wash., following a "national search" by then-athletic director Jim Corbett. The student body contributed \$1,500 for the purchase of the tiger. Mike III served as mascot for 18 seasons, dying after the only losing season of his reign, as LSU posted a 5-6 record in 1975.

1976-1990

Mike IV

Mike IV reigned over Tiger athletics for 14 years after being donated to the school by August A. Busch III from the Dark Continent Amusement Park in Tampa, Fla. on Aug. 29, 1976. Born on May 15, 1974, Mike's age and health were determining factors in his retirement to the Baton Rouge Zoo in 1990. Mike IV died of old age in March of 1995 at the age of 21.

1990-2007

Mike V

Mike V was donated by Dr. Thomas and Caroline Atchison of the Animal House Zoological Park in Moulton, Ala. Dr. Sheldon Bivin of the LSU School of Veterinary Medicine traveled to Alabama and brought the baby tiger back to Baton Rouge. Born Oct. 18, 1989, the new tiger was introduced to LSU fans at a basketball game against Alabama in February of 1990. He officially began his reign on April 30, 1990, when he was moved into the tiger habitat across from Tiger Stadium. Mike V died on May 18, 2007, at the age of 17.

2007-

Mike VI

Mike VI arrived in Baton Rouge on Aug. 25, 2007, thanks to the donation by Great Cats of Idaville, Ind. He was officially designated as the successor to Mike V on Sept. 8, when LSU played host to Virginia Tech. Six days later, on Sept. 14, 2007, a ceremony was held to honor Mike V and dedicate the habitat to Mike VI. The two-year-old Bengal/Siberian mix, formerly known as "Roscoe," reigned over a football national title in his first year.



Mike's Habitat

In 2005, a new environment (above) was created for Mike that is 15,000 square feet in size with lush planting, a large live oak tree, a beautiful waterfall and a stream evolving from a rocky backdrop overflowing with plants and trees. The habitat has, as a backdrop, an Italianate tower - a campanile - that creates a visual bridge to the Italianate architectural vernacular that is the underpinning of the image of the entire beautiful LSU campus. This spectacular new habitat features state-of-the-art technologies, research, conservation and husbandry programs, as well as educational, interpretive and recreational activities. It is, in essence, one of the largest and finest Tiger habitats in the United States.

LSU GREATS

The five individuals on this page are the only men to have their jerseys retired by LSU. Basketball has retired the No. 23 for Pete Maravich, No. 50 for Bob Pettit, Jr., and No. 33 for Shaquille O'Neal. Football's only retired jersey is the No. 20 worn by Billy Cannon, while baseball retired the No. 15 in honor of longtime coach and athletics director emeritus Skip Bertman.



50

Bob Pettit

Pettit led LSU to its first NCAA Final Four in 1953 and he later became the first player in NBA history to exceed the 20,000-plus point barrier. Pettit is a member of the NBA Hall of Fame, and in 1997, he was named as one of the top 50 players in NBA history.



20

Billy Cannon

One of the true legends of college football in the South, Cannon was the 1959 Heisman Trophy winner and helped the Tigers to the 1958 national title. Cannon's most memorable performance came in 1959 against Ole Miss when No. 1 LSU trailed No. 3 Ole Miss 3-0 in the fourth quarter. He fielded a punt, broke seven tackles and returned it 89 yards for the 7-3 victory. He went on to a successful 11-year professional career.



23

Pete Maravich

"Pistol Pete," Maravich still holds the NCAA record for career points with 3,667 and for career scoring average with 44.2 points a game. He was selected the National Player of the Year in 1970 after leading the Tigers to the NIT Final Four. He scored 50-plus points an amazing 28 times. He went on to a 10-year professional career and was selected as one of the NBA's 50 greatest players in 1997.



33

Shaquille O'Neal

O'Neal was the first pick in the 1992 NBA Draft. He was named MVP of the league in 2000 and was a three-time NBA Finals MVP after leading the Los Angeles Lakers to three World Championships. At LSU, O'Neal averaged 21.6 points and 13.6 rebounds for his career, and in 1991, he was named the World's Amateur Athlete of the Year as well as SEC Athlete of the Year and National Player of the Year. In 1997, he was named as one of the top 50 players in NBA history.



15

Skip Bertman

A legend in the college baseball ranks, Bertman created a dynasty at LSU, guiding the Tigers to five national titles in a 10-year stretch from 1991-2000. He also coached the United States to a bronze medal at the 1996 Olympics in Atlanta and was an assistant on the gold medal-winning U.S. squad in Seoul, Korea, in 1988. Bertman retired from coaching following the 2001 season and is the LSU athletics director emeritus. Bertman was inducted into the College Baseball Hall of Fame in 2006.

LSU's success in each of its 20 sports is evident with this outstanding list of former Tigers.



Seimone Augustus

Augustus was the two-time NCAA National Player of the Year, receiving the Wade Trophy, the Naismith and the Wooden Awards as a junior and a senior. Augustus helped lead the Lady Tigers to three-straight Final Fours. She was the No. 1 pick in the 2006 WNBA Draft, and she is a 2008 U.S. Olympian.



Sylvia Fowles

A three-time All-American, Fowles was a member of Final Four teams all four years of her career. She was the 2008 SEC Player of the Year and the league's all-time leading rebounder. Fowles was the second pick of the 2008 WNBA Draft and a 2008 U.S. Olympian.



April Burkholder

The 2006 NCAA beam co-national champion, Burkholder finished her career with 14 All-America honors and four All-SEC selections. In addition, she was named the NCAA Central Region Gymnast of the year twice, the SEC Gymnast of the Year on two occasions, and she was also the conference's Freshman of the Year in 2003.




Esther Jones

A 21-time All-American while at LSU, Jones won a gold medal as a member of the United States' 4x100-meter relay team at the 1992 Olympic Games in Barcelona.



Xavier Carter

Carter won a school record-tying seven NCAA titles on the track and earned a total of 10 All-America honors. He became just the second athlete to win four titles at one national meet, joining Jesse Owens. He holds four individual school records and anchored LSU's 4x400-meter relay teams to two school records.



Muna Lee

The most decorated track and field athlete in school history, Lee won 20 All-America awards and a school record seven national titles while helping the Lady Tigers to five NCAA team championships. A two-time Olympian, Lee is the 2008 U.S. Outdoor Champion in the 100-meter dash.



Glenn Dorsey

Glenn Dorsey is the most decorated defender in the history of LSU football. The All-American defensive tackle led the Tigers to their third national championship in 2007 and was recognized as college football's top defensive player as a recipient of the Outland, Nagurski, Lombardi and Lott Awards.



Ben McDonald

McDonald was named the Golden Spikes National Player of the Year in 1989, and he was later the first player chosen in the Major League Baseball Draft by the Baltimore Orioles. In 2008, he was inducted into the College Baseball Hall of Fame.



Walter Davis

A two-time Olympian and World Champion, Davis helped LSU to national titles in 2001 and 2002. The SEC Male Athlete of the Year in 2002, he won six NCAA titles and earned a school-record nine All-America honors.



David Toms

The two-time SEC Player of the Year, Toms has gone on to a successful career on the PGA Tour. Among his PGA Tour victories was a thrilling win at the PGA Championship in August of 2001.



Meredith Duncan

The nation's top collegiate golfer in 2002, Duncan left LSU as the school's best female golfer. She earned first-team All-America honors as a senior in 2002 and won the United States Women's Amateur Championship in 2001.



Todd Walker

Walker capped his LSU career as the SEC's all-time leader in hits, runs, RBIs, and total bases. Walker, who is a member of the All-Time College World Series Team, led LSU to the national title in 1993. Walker went on to a successful Major League career for 11 seasons.

INTRO

100 YEARS

THIS IS LSU

TIGERS

COACHES

REVIEW

PREVIEW

RECORDS

HISTORY

LSU

MEDIA



Shaquille O'Neal

Four-time NBA champion, including the 2006 title with Miami, Shaquille O'Neal, the 2000 NBA MVP, joined the long list of prominent LSU alumni when he earned his degree in general studies in December 2000.



Seimone Augustus

Augustus received her degree in 2005 after just three years at LSU and while earning NCAA Women's Basketball National Player of the Year honors twice. She was the first pick of the 2006 WNBA Draft by the Minnesota Lynx and a 2008 U.S. Olympian.



Prominent LSU ALUMNI



Eduardo Aguirre, Jr.

Named the first Director of U.S. Citizenship and Immigration Services (USCIS) for the Department of Homeland Security in 2003, Aguirre, Jr., was appointed the U.S. Ambassador to Spain in 2005.



Dr. James Andrews

A world-renowned orthopedic surgeon, Andrews is a 1963 graduate of LSU and a 1967 graduate of LSU Medical School. While at LSU, Andrews won the SEC indoor and outdoor titles in the pole vault.



Lod Cook

Cook graduated from LSU with a bachelor's degree in mathematics in 1955 and then earned his Master's degree in petro engineering in 1955. Cook served as CEO of ARCO for nine years.



Kevin Faulk

Excelled in both the classroom and on the playing field as he graduated in just three years. Faulk is currently a member of the three-time Super Bowl champion New England Patriots.



Carlos Roberto Flores

The president of Honduras from 1997-2001, Flores helped the nation recover after Hurricane Mitch devastated the country in 1998. Flores is married to the former Mary Carol Flake, also an alumnus of LSU.



Jim Flores

Flores graduated with two bachelor's of science degrees; one in corporate finance in 1981 and the second in petroleum land management in 1982. Flores is currently Chairman, President and CEO of Plains Exploration & Production Company.

LSU's enrollment is more than 25,000 students, including more than 1,600 international students and nearly 5,000 graduate students.

- INTRO
- 100 YEARS
- THIS IS LSU**
- TIGERS
- COACHES
- REVIEW
- PREVIEW
- RECORDS
- HISTORY
- LSU
- MEDIA

Dr. Larry O. Arthur - AIDS researcher.

John Ed Bradley - Sports Illustrated writer and novelist.

John Breaux - U.S. Senator (1987-2005) and U.S. Congressman (1972-86) from Louisiana.

Wil Calhoun - Executive Producer of television sitcom "Friends".

Cassandra Chandler - One of the Federal Bureau of Investigation's highest ranking African-American women as special agent in charge of the Norfolk Field office.

"Lightning Joe" Lawton Collins - Chief of Staff for President Harry Truman.

Bill Conti - Oscar-winning composer who has written theme music for several well-known movies, including "Rocky" and its sequels.

Eric Arturo Delvalle - President of Panama (1985-1988).

A. Wright Elliott - Retired executive vice president, Chase Manhattan Bank.

Graves Erskine - U.S. Marine Corps General in WWII.

Maxime A. Faget - Designed Mercury and Gemini spacecrafts.

Mary Carol Flake Flores - Former first lady of Honduras.

Murphy "Mike" Foster, Jr. - Former governor of Louisiana (1996-2004).

Kevin Griffin - Lead singer of the platinum-selling rock band "Better than Ezra"

Paul Groves - Award-winning tenor with the Metropolitan Opera

Rufus William (Bill) Harp - Television set decorator for series including "L.A. Law" and "Moonlighting"

Pat Hewlett - CIO of Exxon Mobil.

Walter Hitesman - Former president, Reader's Digest.

Hubert Humphrey - U.S. vice president (1965-69).

W. Vernon Jones - Senior Scientist for Suborbital Research, NASA headquarters.

Delos "Kip" Knight - Vice president of marketing and brand management for eBay international.

Russell Long - U.S. Senator from Louisiana (1948-87).

Ray Marshall - Secretary of Labor under President Jimmy Carter.

James E. Maurin - Founding partner and CEO of Stirling Properties, a national real estate services firm.

Grover Murray - Former president of Texas Tech University.

Jake Lee Netterville - Chairman of the board of Postlethwaite and Netterville, the largest Louisiana-based public accounting firm.

Edwin Newman - Longtime NBC News journalist and author.

Carolyn Bennett Patterson - Former senior editor, National Geographic.

J. Howard Ramin - Former CEO and Chairman of the Board, Texaco.

Rex Reed - Drama critic, syndicated columnist.



Kenneth Brown

A 1995 graduate of LSU and the host of Home and Garden Television's (HGTV) show "redesign", Brown credits much of his success to LSU's interior design program, which is ranked among the top 10 nationally. Brown's show completed its first season in 2005.

Maj. Gen. Thomas Rhame - Led 1st Infantry Division against Iraq during Persian Gulf War.

Thomas O. Ryder - Chairman of the Board, The Reader's Digest Association.

Frances Seghers - Senior VP of Sony Entertainment European Community Affairs, which includes Sony Music, Sony Pictures and Sony Playstation.

Dolores Spikes - Former President of the Southern University System and the University of Maryland-Eastern Shore.

Ray Strother - Author, political consultant.

David Suarez - Co-owner of Atlantic Company of America, Inc., which performed the historic restoration of the Washington Monument, the Smithsonian's Air and Space Museum and the main U.S. Treasury Building.

Rebecca Wells - Author of the novel and film "Devine Secrets of the Ya-Ya Sisterhood."

Joanne Woodward - Academy Award-winning actress and wife of Paul Newman.



Reinosuke Hara

Hara researched at LSU in the 1950s and then later received an honorary doctorate of science degree from LSU in 1992. He is the former President and CEO of Seiko Instruments.



Mary L. Landrieu

Landrieu became the first woman from Louisiana elected to a full term in the United States Senate in 1997.



Harry J. Longwell

Longwell graduated from LSU in 1963 with a bachelor's degree in petroleum engineering and retired in 2004 as the Executive Vice President and Director of ExxonMobil.



Eddie J. Jones

The former president of the NFL's Miami Dolphins franchise, the 37-year veteran of the NFL is currently a Trustee of the Bert Bell/Pete Rozelle Retirement and Disability Plan.



Marty Sixkiller

Senior Technical Director for PDI/DreamWorks' movies "Antz," "Shrek," "Shrek 2," "Shrek the Third," "Madagascar" and "Over the Hedge".



James Carville

Carville received both a bachelor's degree and law degree from LSU and gained fame in the 1990s as the chief campaign strategist for Bill Clinton and Al Gore. Carville also penned a best-selling memoir titled "All's Fair: Love, War and Running for President".





Sports Museum

JACK & PRISCILLA ANDONIE

The Jack and Priscilla Andonie Museum is home to LSU's athletics history. The museum, located at the Lod Cook Alumni Center on LSU's campus, is full of artifacts and memorabilia from the Andonie's personal collection gathered by the couple over the past three decades. The museum features more than 115 precious pieces of LSU memorabilia. Among these are the 1926 program of the dedication of the campus; the 1936 Sugar Bowl program signed by Governor Oscar K. Allen; Chinese Bandits' hats, jerseys and game ball of the 1958 National Champions; Shaquille O'Neal's and Pete Maravich's jerseys and game shoes; coach Skip Bertman's championship game uniform; the Tiger Band's national championship trophy; coach Dale Brown's favorite game tie; and displays from the the 2003 and 2007 national football championships.

Twenty-four wall mounted TVs simultaneously broadcast music videos of the Tiger Band, cheerleaders, Golden Girls, significant LSU sports moments and campus scenes from the 1930s, 40s and 50s. These videos are synched to the wonderful music of the LSU band and were created exclusively for the Andonie Museum. A movie screen across the corridor entrance displays the highlights of the 2007 football season.

Twenty-two huge purple and gold banners add bursts of color to the museum's wall displays. These banners provide information about legendary coaches Paul Dietzel and Charles McClendon. The banners also pay tribute to LSU's SEC and national championship teams.



Amenities

- ▶ 54 Sports Displays
- ▶ 24 large wall-mounted television screens
- ▶ 13,000 LSU artifacts and memorabilia
- ▶ Numerous kiosk displays

Museum Hours

FREE ADMISSION
Monday - Friday 9 a.m. - 4:30 p.m.

Athletic Facilities

INTRO

100 YEARS

THIS IS LSU

TIGERS

COACHES

REVIEW

PREVIEW

RECORDS

HISTORY

LSU

MEDIA



Tiger Stadium

Football

Built - 1924 • Capacity - 92,400

Largest Crowd - 92,910 vs. Florida on Oct. 6, 2007



Pete Maravich Assembly Center

Men's and Women's Basketball, Volleyball and Gymnastics

Built - 1971 • Capacity - 13,215

Largest Crowd - 15,694 (MBKB vs. Ole Miss on Feb. 25, 1981)



Alex Box Stadium

Baseball

Built - 1938 • Capacity - 7,760

Largest Crowd - 8,683 vs. Houston on March 6, 2004



Bernie Moore Track Stadium

Men's and Women's Outdoor Track & Field

Built - 1969 • Capacity 13,213

Largest Crowd - 3,947 on June 1, 2002 (NCAA Championships)



Tiger Park

Softball

Built - 1996 • Capacity - 1,000

Largest Crowd - 2,326 vs. Tennessee on April 28, 2007



Soccer Complex

Women's Soccer

Built - 1996 • Capacity - 1,500

Largest Crowd - 2,402 vs. Tennessee on Oct. 5, 2007



W.T. "Dub" Robinson Stadium

Men's and Women's Tennis

Built - 1970 • Capacity - 550



Natatorium

Men's and Women's Swimming & Diving

Built - 1985 • Capacity - 2,200



2008-2009 Tiger Girls

Back Row (L to R): Kayle LeJeune, Maurie Hooton, Kristen Davis, Brittany Keahey, Tara Morton. Third Row (L to R): Heidi Hankin, Ashley Gieg, Christina Caporella, Haley Kropog. Second Row (L to R): Ande Couvillon, Jennifer White, Andrea Sonnier, Erin Shannon, Ashleigh Hurrelbrink. Front Row (L to R): Lauren Hammond, Natalie Viator, Angele Louviere, Maggie DeWitt



- INTRO
- 100 YEARS
- THIS IS LSU**
- TIGERS
- COACHES
- REVIEW
- PREVIEW
- RECORDS
- HISTORY
- LSU
- MEDIA



2008-2009 Cheerleaders

Bottom Row (l-r): Chris Jays, Kevin Daigle, Katherine Whitty, Christopher Meeks, Kaylee Elder, Grant Gunstream, Jessica Spitale, Braley Raborn, Monica Polemeni, Scott Watkins, Ciara Gunn, Trevor Thibodeaux. Middle Row (l-r): Andrew Murphy, Austin Langley, Andrew Reilly, Lizzie Montero, Mitch Hollier, Hanna King, Shane Womack, Jamie Mascari, Scott Dufour, Meghan Scully, Blake Jenevein, Coaching Staff: James Kersey, Chico Garcia, Amanda Ott, Pauline Zernott. Back Row (l-r): Chelsea Hebert, Todd Baker, Rachel Montalvo, Ben Brickner, Parker Wade, Eddie Lane, Lauren Maciasz, Andrew Maberry, Bre Kucera, Justin Hua, Karrah Drummond, Steve Bartol, Abby Delahousse, Daniel Gilbert, Megan Miller, Derek Modicut, Kristen Helmer, Gerald Ellis.



- INTRO
- 100 YEARS
- THIS IS LSU
- TIGERS**
- COACHES
- REVIEW
- PREVIEW
- RECORDS
- HISTORY
- LSU
- MEDIA



Alex Farrer

Guard • 6-5 • 205 • Junior • 2L • St. Mary's HS • Phoenix, Ariz.

30

Farrer's Top Career Scoring Games

1. 11 vs. Arkansas, 1/26/08
2. 10 vs. S. Carolina (SECT), 3/13/08
3. 8 vs. Auburn, 1/16/08
4. 7 at Vanderbilt, 1/19/08
5. 6 vs. Kentucky, 2/16/08
6. 5 at Arkansas, 2/20/08
6. 5 at Texas A&M, 1/5/07
6. 5 vs. McNeese State, 11/29/06
6. 5 vs. Nicholls State, 11/17/06
10. 4 at Florida, 2/13/08
10. 4 vs. Arizona State, 11/21/07

Farrer's Career Highs

- Points - 11, vs. Arkansas, 1/26/08
- Rebounds -- 5, vs. Auburn, 1/16/08
- Field Goals Made - 4, vs. Auburn, 1/16/08
- Field Goal Attempts - 10, vs. Arkansas, 1/26/08
- 3 PT FGM - 2, vs. South Carolina (SECT), 3/13/08
- 3 PT FGA -- 5, at Kentucky, 2/20/07
- Free Throws Made - 4, at Florida, 2/13/08
- Free Throw Attempts - three times
- Assists - 6, at Florida, 2/13/08
- Blocks - 2, at South Carolina, 2/27/08
- Steals - 4, vs. Tennessee, 2/9/08
- Minutes Played - 34, vs. Auburn, 1/16/08

2007 SEC Academic Honor Roll

Sophomore Season (2007-08)

Started 14 games and played 27 total ... Averaged 17.6 minutes per game ... Finished the season averaging 3.0 points per game and 1.7 rebounds ... Hit for double figures twice - a career best of 11 at home against Arkansas (1/26) and 10 in the season finale in the SEC Tournament against South Carolina (3/13) ... Against Arkansas hit 5-of-10 field goal attempts, with one trey, while hitting 3-of-6 against South Carolina, with two treys and two free throws ... For the season hit seven treys, 11 for his two years at LSU ... Career best five rebounds against Auburn (1/16) and four vs. Mississippi State (1/9) and South Carolina (3/13) ... 14 starts came over the last 15 games, including the last 12, where he averaged almost 23 minutes a game.

Redshirt Freshman Season (2006-07)

Played in 14 games, totaling 86 minutes, averaging 1.3 points and 1.0 rebounds a game ... Farrer played double-figure minutes four times -- 16 vs. McNeese (11/29), 12 vs. Nicholls State (11/17), 11 vs. Wright State (12/27) and South Carolina (3/3) ... Scored season-best five points versus Nicholls State (11/17) and McNeese (11/29).

Freshman Season (2005-06)

Redshirted but was able to practice with the team during the season.

Prior to LSU

Farrer averaged 17.5 points, 9.2 rebounds and three blocked shots a game for a St. Mary's team that was 24-7 and advanced to the Arizona Class 5A state championship game ... Also played first base for the baseball team ... Second team all-region as a junior and first team all-region as a senior ... All-state honorable mention as a senior.

Personal

Born on Dec. 10, 1986, in Phoenix ... Full name is Alex Joseph Farrer ... Parents are Robert and Pam Farrer ... Dad played college basketball ... Two older brothers, Andrew and Rob, and one older sister, Julie - business administration major ... Chose LSU "because the campus was nice, the coaches are good and we have a chance to win a championship." ... Favorite food is Mexican while favorite actors are Denzel Washington and Jamie Foxx ... Favorite NBA team is Houston and favorite player is NBA star/Olympian Chris Paul of the New Orleans Hornets.



Alex Farrer's Career Stats

YEAR	GP-GS	MIN/AVG	FG-FGA	PCT.	3FG-FGA	PCT.	FT-FTA	PCT.	REB-AVG	PF-FO	AST	TO	BLK	STL	PTS-AVG.
06-07	14-0	86-6.1	5-23	.217	4-20	.200	4-6	.667	14-1.0	7-0	6	5	2	0	18-1.3
07-08	27-14	474-17.6	28-73	.384	7-31	.226	18-28	.643	47-1.7	40-0	35	28	4	15	81-3.0
Totals	41-14	560-13.7	33-96	.344	11-51	.216	22-34	.647	61-1.5	47-0	41	33	6	15	99-2.4





Farrer's Game-by-Game Totals 2006-07

Opponent	Min	FG	3FG	FT	Reb	PF/D	A	TO	BLK	STL	PTS
Nicholls St.	12	1-1	1-1	2-2	0	2-0	2	2	1	0	5
UL-Monroe	4	1-2	0-2	0-0	0	0-0	0	0	0	0	2
McNeese St.	16	1-4	1-4	2-4	3	1-0	0	1	1	0	5
At Oregon St.	3	0-1	0-1	0-0	0	0-0	1	0	0	0	0
La. Tech	2	0-0	0-0	0-0	2	0-0	0	0	0	0	0
Wright St.	11	0-4	0-3	0-0	2	0-0	1	0	0	0	0
Miss. Valley	3	0-1	0-0	0-0	0	1-0	0	0	0	0	0
Arkansas	4	0-1	0-1	0-0	0	0-0	0	0	0	0	0
Miss. State	4	0-0	0-0	0-0	0	0-0	0	0	0	0	0
At Kentucky	8	1-5	1-5	0-0	3	0-0	0	0	0	0	3
At Auburn	0	0-0	0-0	0-0	0	0-0	0	0	0	0	0
South Carolina	11	1-2	1-2	0-0	2	1-0	1	1	0	0	3
Vs. Tennessee	5	0-0	0-0	0-0	0	1-0	1	1	0	0	0
Vs. Ole Miss	3	0-1	0-1	0-0	2	1-0	0	0	0	0	0
Totals	86	5-23	4-20	4-6	14	7-0	6	5	2	0	18

2007-08

Opponent	Min	FG	3FG	FT	Reb	PF/D	A	TO	BLK	STL	PTS
vs. Chaminade	0	0-0	0-0	0-0	0	0-0	1	0	0	0	0
vs. Ariz. State	22	1-2	1-1	1-2	1	1-0	2	1	0	0	4
Nicholls State	8	0-0	0-0	1-2	1	1-0	1	2	0	0	1
Southern	11	0-1	0-1	0-0	2	1-0	0	1	0	0	0
Northwestern St.	8	0-0	0-0	1-2	2	0-0	0	1	0	0	1
At Wichita St.	9	1-1	0-0	0-0	0	0-0	1	0	0	0	2
Oregon State	7	0-0	0-0	2-2	2	0-0	1	0	0	0	2
Washington	4	0-0	0-0	0-2	0	0-0	0	0	0	0	0
At Tulane	2	0-1	0-1	0-0	0	0-0	0	0	0	0	0
At Texas A&M	20	2-6	1-3	0-0	1	3-0	1	1	0	2	5
Miss. State	15	0-4	0-2	0-0	4	1-0	1	1	0	0	0
At Ole Miss	18	0-0	0-0	1-2	0	3-0	1	1	0	2	1
Auburn	34	4-7	0-3	0-0	5	1-0	3	1	0	0	8
At Vanderbilt	20	3-5	1-3	0-0	1	4-0	0	2	0	1	7
Arkansas	22	5-10	1-4	0-0	3	2-0	2	3	0	1	11
At Auburn	20	1-2	0-1	0-0	1	2-0	2	1	0	0	2
At Alabama	24	1-3	1-1	0-0	1	2-0	0	0	0	0	3
Tennessee	23	1-2	0-0	0-0	3	2-0	1	3	0	4	2
At Florida	30	0-2	0-1	4-4	2	3-0	6	0	0	1	4
Kentucky	21	3-6	0-2	0-0	2	1-0	1	0	1	0	6
At Arkansas	29	2-4	0-0	1-4	3	1-0	2	2	0	1	5
Ole Miss	25	0-4	0-1	1-2	3	3-0	1	3	1	0	1
At S. Carolina	26	0-3	0-2	2-2	3	2-0	1	1	2	0	2
Georgia	18	1-2	0-0	0-0	0	2-0	2	2	0	1	2
Alabama	13	0-2	0-2	2-2	0	1-0	1	2	0	1	2
At Miss. State	15	0-0	0-0	0-0	3	2-0	1	0	0	1	0
vs. S. Carolina	30	3-6	2-3	2-2	4	2-0	3	0	0	0	10
Totals	474	28-73	7-31	18-28	47	40-0	35	28	4	15	81

- INTRO
- 100 YEARS
- THIS IS LSU
- TIGERS**
- COACHES
- REVIEW
- PREVIEW
- RECORDS
- HISTORY
- LSU
- MEDIA



3

Green's Top Career Scoring Games

1. 6 vs. Oregon State, 12/21/07
2. 4 at Texas A&M, 1/5/07
2. 4 vs. Washington, 12/29/07
2. 4 vs. Southern, 11/30/07
2. 4 vs. Nicholls State, 11/28/07
6. 3 vs. Tennessee, 2/9/08
6. 3 at Vanderbilt, 1/19/08
8. 2 six times

Green's Career Highs

- Points - 6, vs. Oregon State, 12/21/07
- Rebounds - 8, vs. Southern, 11/30/07
- Field Goals Made - 2, five times
- Field Goal Attempts - 6, at Texas A&M, 1/5/08
- 3 PT FGM - 1, twice
- 3 PT FGA -- 1, five times
- Free Throws Made - 1, three times
- Free Throw Attempts - 2, three times
- Assists - 1 three times
- Blocks - 2, vs. Oklahoma State, 11/19/07
- Steals - 1, vs. Oklahoma State, 11/19/07
- Minutes Played - 22, at Texas A&M, 1/5/08

Garrett Green

Forward • 6-10 • 235 • Sophomore • IL • Taft HS • Woodland Hills, Calif.

2007 SEC Academic Honor Roll

Freshman Season (2007-08)

Played in 25 games, averaging 9.6 minutes per game ... Made 20-of-47 field goal attempts, including one trey ... 1.8 points per game and 1.6 rebounds per game ... Started one game, at Ole Miss (1/12) ... Best scoring game was six points against Oregon State, making 2-of-4 field goals, including a three-point attempt (12/22) ... Scored in 16 games ... High rebound game of eight against Southern University (11/30).

Prior to LSU

Three-sport athlete at Taft playing basketball, volleyball and a high jumper on the state track championship team ... Averaged 13 points and nine rebounds ... Won the president's award for his GPA average.

Personal

Right handed ... Born on Jan. 26, 1989 ... Parents are Ron and Deborah Green with a sister and two brothers -- Donnell 38, Robert 21, James 20 ... Chose LSU because "I love the atmosphere at LSU. The basketball team is a bunch of hard working guys that want to get better and win a championship" ... Anticipated major at LSU is business ... Hobbies include snowboarding and wake boarding ... Favorite food is steak ... No surprise favorite team is the Los Angeles Lakers.



Garrett Green's Career Stats

Year	GP-GS	Min/Avg	FG-FGA	Pct.	3FG-FGA	Pct.	FT-FTA	Pct.	Reb.-Avg	PF-FO	Ast	TO	BLK	STL	Pts-Avg.
07-08	25-1	241-9.6	20-47	.426	2-5	.400	3-7	.429	40-1.6	41-1	3	11	5	1	45-1.8
Totals	25-1	241-9.6	20-47	.426	2-5	.400	3-7	.429	40-1.6	41-1	3	11	5	1	45-1.8






- INTRO
- 100 YEARS
- THIS IS LSU
- TIGERS**
- COACHES
- REVIEW
- PREVIEW
- RECORDS
- HISTORY
- LSU
- MEDIA

Green's Game-by-Game Totals 2007-08

Opponent	Min	FG	3FG	FT	Reb	PF/D	A	TO	BLK	STL	PTS
vs. Oklahoma St.	17	0-1	0-0	1-2	2	5-1	1	2	2	1	1
vs. Chaminade	14	1-2	0-0	0-0	4	0-0	1	0	0	0	2
vs. Arizona St.	7	1-1	0-0	0-0	0	4-0	0	0	0	0	2
Nicholls State	7	2-3	0-0	0-1	5	0-0	0	2	0	0	4
Southern	13	2-2	0-0	0-0	8	2-0	0	0	0	0	4
At Villanova	3	0-0	0-0	0-0	0	3-0	0	0	0	0	0
Northwestern St.	11	1-3	0-0	0-0	1	1-0	0	2	0	0	2
At Wichita St.	18	1-2	0-0	0-0	1	2-0	0	0	1	0	2
Oregon State	16	2-4	1-1	1-2	1	2-0	0	0	0	0	6
Washington	9	2-2	0-0	0-0	2	2-0	0	1	0	0	4
At Tulane	10	0-0	0-0	0-0	2	1-0	0	2	0	0	0
At Texas A&M	24	2-6	0-0	0-0	4	4-0	1	0	0	0	4
Miss. State	12	1-2	0-0	0-0	0	1-0	0	0	0	0	2
At Ole Miss	13	1-4	0-1	0-0	1	3-0	0	0	0	0	2
Auburn	5	0-1	0-0	0-0	0	1-0	0	1	0	0	0
At Vanderbilt	17	1-4	0-0	1-2	2	4-0	0	0	0	0	3
Arkansas	4	0-0	0-0	0-0	1	1-0	0	0	0	0	0
Tennessee	8	1-2	1-1	0-0	1	0-0	0	1	1	0	3
Kentucky	4	0-1	0-0	0-0	1	0-0	0	0	0	0	0
At Arkansas	6	0-0	0-0	0-0	0	3-0	0	0	0	0	0
Ole Miss	6	0-2	0-0	0-0	2	1-0	0	0	0	0	0
At S. Carolina	5	1-2	0-1	0-0	1	0-0	0	0	0	0	2
Georgia	6	0-2	0-1	0-0	1	1-0	0	0	1	0	0
Alabama	4	0-0	0-0	0-0	0	0-0	0	0	0	0	0
At Miss. State	2	1-1	0-0	0-0	0	0-0	0	0	0	0	2
Totals	241	20-47	2-5	3-7	40	41-1	3	11	5	1	45

- INTRO
- 100 YEARS
- THIS IS LSU
- TIGERS**
- COACHES
- REVIEW
- PREVIEW
- RECORDS
- HISTORY
- LSU
- MEDIA



21

Johnson's Top Career Scoring Games

- 1. 20 at Florida, 2/13/08
- 1. 20 vs. Southern, 11/30/07
- 3. 19 vs. Washington, 12/29/07
- 3. 19 vs. Oklahoma State, 11/19/07
- 5. 18 vs. Chaminade, 11/20/07
- 6. 17 at Miss. State, 3/8/08
- 6. 17 vs. Tennessee, 2/9/08
- 8. 16 vs. Northwestern State, 12/15/07
- 8. 16 vs. Nicholls State, 11/28/07
- 10. 13 four times

Johnson's Career High

- Points: 20, twice
- Rebounds: 15, twice
- Field Goals Made: 9, vs. Washington, 12/29/07
- Field Goals Att: 17, at Mississippi State, 3/8/08
- 3 PT FGM: 3, at Oklahoma State, 11/19/07
- 3 PT FGA: 5, at Florida, 2/13/08
- Free Throws Made: 6, three times
- Free Throws Att: 6, four times
- Assists: 4, vs. Alabama, 3/5/08
- Blocks: 7, twice
- Steals: 3, Northwestern State, 12/15/07
- Minutes Played: 40, at South Carolina, 2/27/08

Chris Johnson

Center • 6-11 • 210 • Senior • 3L • Laurinburg (N.C) Prep • Montross, Va.

Junior Season (2007-08)

Had his best LSU season despite missing seven games in the middle of the year with a broken bone in his right hand ... Started 22 of 25 games for the season, averaging just under 30 minutes a game ... Averaged 11.6 points per game (third on the team), 6.6 rebounds a game and 2.6 blocks per game ... Broke bone in right hand early in the second half against Tulane (1/2) ... Finished 12th in the league in rebounds and second in blocked shot average ... Scored 20 points twice - against Southern on Nov. 30 and in a win at Florida on Feb. 13 ... He hit 7-of-10 field goals in the Southern game and 6-of-6 free throws and made 8-of-11 field goals and two treys against Florida ... Made Jay Bilas' All-Maui Invitational team after hitting 8-of-9 field goals, including three treys in 19-point game against Oklahoma State (11/19) ... Came back with 18 points and 11 rebounds against Chaminade (11/20) and finished the tournament averaging 16 points and seven boards ... Blocked six or more shots on four occasions - 6 vs. McNeese (11/14), 6 at South Carolina (2/27), 7 vs. Georgia (3/2) and 7 vs. Alabama (3/5) ... Hit 52.5 percent from the floor (114-of-217), including 15 three-pointers ... Made 85.2 percent from the free throw line (46-of-54), including a streak of 18 straight early in the season ... 16 double figure scoring games, 17 for his career with five-double doubles.

Sophomore Season (2006-07)

Played in 18 games during the season and started two games, against Alabama (1/31) and at Mississippi State (2/3) ... Played 18 minutes against Alabama, hitting 4-of-8 field goals, including a trey, and all four free throws as he recorded his first double figure scoring game of 13 points with three blocks ... Against Mississippi State, playing 24 minutes, scoring four points with seven rebounds and two blocks ... Also would play double figure minutes against Arkansas (2/10), hitting 4-of-8 field goals in nine-point night ... For the season, averaged 3.2 points and 1.6 rebounds per game ... Averaged seven minutes per game ... Made 24-of-43 field goal attempts (55.8 percent), 3-of-6 treys ... Blocked 12 shots during year.



Freshman Season (2005-06)

Saw action in 10 games as a freshman, averaged 4.3 minutes a game in those contests ... Averaged 1.3 points, 0.7 rebounds and hit 6-of-18 field goal attempts ... Played season high 10 minutes against both Nicholls State and New Orleans ... Scored a season high six points against Nicholls State (11/21), hitting 3-of-7 field goal attempts ... Played in three post-season games, the SEC Tournament contests against Vanderbilt (3/10) and Florida (3/11) and the first-round NCAA Tournament game against Iona (3/15).

Prior to LSU

Part of a 40-0 prep school national championship team ... Averaged 8.6 points, 3.9 rebounds and 2.7 blocks a game as a senior and shot 42 percent from three-point range ... Coached by Chris Chaney ... At Colonial Beach High School averaged 22.2 points per game his final season with 12.5 rebounds.

Personal

Born on July 17, 1985, in Washington, D.C. ... Mother is the late Sandra L. Johnson ... One brother, Joe Posey.

Chris Johnson's Career Stats

YEAR	GP-GS	MIN/AVG	FG-FGA	PCT.	3FG-FGA	PCT.	FT-FTA	PCT.	REB-AVG	PF-FO	AST	TO	BLK	STL	PTS-AVG.
05-06	10-0	43/4.3	6-18	.333	0-6	.000	1-2	.500	7-0.7	2-0	3	6	3	2	13-1.3
06-07	18-2	122/6.8	24-43	.558	3-6	.500	7-11	.636	29-1.6	19-0	3	8	12	2	58-3.2
07-08	25-22	746/29.8	114-217	.525	15-49	.306	46-54	.852	165-6.6	61-2	20	60	66	16	289-11.6
Totals	53-24	911/17.2	144-278	.518	18-61	.295	54-67	.806	201-3.8	82-2	26	74	81	20	360-6.8





INTRO

100 YEARS

THIS IS LSU

TIGERS

COACHES

REVIEW

PREVIEW

RECORDS

HISTORY

LSU

MEDIA



Johnson's Game-by-Game Totals 2005-06

Opponent	Min	FG	3FG	FT	Reb	PF/D	A	TO	BLK	STL	PTS
Southern	5	0-0	0-0	0-0	1	0-0	0	1	0	0	0
Nicholls State	10	3-7	0-4	0-0	1	0-0	1	0	1	0	6
McNeese State	5	0-1	0-0	1-2	2	0-0	0	2	1	0	1
New Orleans	10	1-5	0-2	0-0	1	0-0	0	1	0	1	2
Ark-Monticello	1	0-0	0-0	0-0	0	0-0	1	0	0	0	0
Tulane	5	1-2	0-0	0-0	1	1-0	0	0	1	0	2
Georgia	5	1-3	0-0	0-0	1	0-0	1	2	0	1	2
Vs. Vandy	1	0-0	0-0	0-0	0	0-0	0	0	0	0	0
Vs. Florida	1	0-0	0-0	0-0	0	0-0	0	0	0	0	0
Vs. Iona	0	0-0	0-0	0-0	0	1-0	0	3	0	0	0
Totals	43	6-18	0-6	1-2	7	2-0	3	6	3	2	13

2006-07

Opponent	Min	FG	3FG	FT	Reb	PF/D	A	TO	BLK	STL	PTS
Nicholls St.	8	4-5	0-0	1-2	1	1-0	0	0	1	0	9
UL-Monroe	3	1-2	1-1	0-0	2	2-0	1	0	0	0	3
McNeese St.	6	1-1	0-0	0-0	0	1-0	0	1	0	0	2
Texas A&M	2	0-0	0-0	0-0	1	1-0	0	0	0	0	0
vs. Texas	2	0-0	0-0	0-0	1	0-0	0	0	0	1	0
Louisiana Tech	4	1-1	0-0	0-0	1	0-0	0	0	0	0	2
Wright State	2	0-0	0-0	1-2	0	0-0	0	0	2	0	1
Miss. Valley	5	2-2	0-0	0-0	0	1-0	1	0	0	0	4
At Arkansas	1	0-0	0-0	0-0	0	0-0	0	0	0	0	0
Alabama	18	4-8	1-2	4-4	2	0-0	0	1	3	0	13
At Miss. State	24	2-5	0-1	0-0	7	4-0	1	3	2	1	4
At Tennessee	7	1-2	1-1	0-0	4	1-0	0	0	1	0	3
Arkansas	17	4-8	0-0	1-1	5	2-0	0	2	1	0	9
At Ole Miss	3	0-0	0-0	0-0	1	0-0	0	1	1	0	0
Miss. State	9	2-3	0-0	0-2	1	0-0	0	0	0	0	4
At Kentucky	4	1-4	0-1	0-0	1	1-0	0	0	1	0	2
Florida	4	0-0	0-0	0-0	1	3-0	0	0	0	0	0
At Auburn	3	1-2	0-0	0-0	1	2-0	0	0	0	0	2
Totals	122	24-43	3-6	7-11	29	19-0	3	8	12	2	58

2007-08

Opponent	Min	FG	3FG	FT	Reb	PF/D	A	TO	BLK	STL	PTS
SE Louisiana	13	1-4	0-2	0-0	2	0-0	0	0	1	1	2
McNeese State	26	2-4	0-1	0-0	03	3-0	1	2	6	0	4
vs. Okla. State	37	8-9	3-4	0-0	5	2-0	1	7	0	0	19
vs. Chaminade	34	8-15	0-1	2-4	11	1-0	1	1	3	1	18
vs. Arizona St.	21	4-5	1-1	2-2	5	5-1	1	5	2	1	11
Nicholls St.	24	5-7	0-1	6-6	6	2-0	0	3	3	1	16
Southern	26	7-10	0-0	6-6	5	1-0	0	2	2	1	20
At Villanova	32	3-5	0-2	5-6	4	2-0	0	3	3	1	11
Northwestern St.	33	6-8	2-2	2-2	2	1-0	1	2	1	3	16
At Wichita St.	29	2-7	0-0	0-0	7	1-0	0	2	1	0	4
Oregon St.	29	3-5	0-0	0-0	3	4-0	1	3	2	2	6
Washington	36	9-12	1-1	0-0	9	3-0	0	1	2	1	19
At Tulane	15	1-4	0-1	1-2	1	2-0	0	3	1	1	3
At Auburn	24	3-9	0-1	0-0	3	1-0	0	1	2	0	6
At Alabama	27	3-7	1-3	6-6	4	4-0	0	0	1	0	13
Tennessee	38	8-15	0-4	1-1	8	2-0	1	3	4	1	17
At Florida	34	8-11	2-5	1-1	6	3-0	3	2	4	1	19
Kentucky	32	2-9	0-3	0-0	4	3-0	1	2	1	0	4
At Arkansas	32	3-11	1-4	2-4	7	5-1	3	4	0	0	9
Ole Miss	37	5-11	0-0	2-3	15	1-0	1	0	5	0	12
At S. Carolina	40	5-10	1-4	2-2	10	2-0	0	4	6	1	13
Georgia	38	2-9	0-2	2-4	15	3-0	0	4	7	0	6
Alabama	27	3-5	1-1	4-4	10	2-0	4	0	7	0	11
At Miss. State	25	8-17	1-3	0-0	6	4-0	1	0	1	0	17
Vs. S. Carolina	37	5-8	1-3	2-2	14	4-0	0	6	1	0	13
Totals	746	114-217	15-49	46-54	165	61-2	20	60	66	16	289





Terry Martin

Guard • 6-6 • 210 • Senior • 2L • Richwood HS • Monroe, La.

13

Martin's Top Career Scoring Games

- 1. 23 -- vs. Auburn, 1/13/07
- 2. 19 - at Tulane, 1/2/08
- 2. 19 -- vs. La. Tech, 12/23/06
- 4. 18 - at Arkansas, 2/20/08
- 4. 18 -- vs. Florida, 2/24/07
- 6. 16 -- at Kentucky, 2/20/07
- 6. 16 -- at Georgia, 1/28/07
- 8. 15 - four times

Martin's Career Highs

- Points -- 23, vs. Auburn, 1/13/07
- Rebounds - 7, twice
- Field Goals Made -- 8 vs. Auburn, 1/13/07
- Field Goal Attempts - 18, vs. Oregon State, 12/22/07
- 3 PT FGM -- 5, twice
- 3 PT FGA - 11, vs. Oregon State, 12/22/07
- Free Throws Made -- 4, four times
- Free Throw Attempts -- 6, twice
- Assists - 6 vs. Oregon State, 12/22/07
- Blocks - 3, vs. Chaminade, 11/20/07
- Steals -- 3, at Georgia, 1/28/07
- Minutes Played - 40, vs. Oregon State, 12/21/07

Junior Season (2007-08)

Started 17-of-31 games, averaging 24.3 minutes per game ... He was fourth on the team in scoring at 8.3 points per game, with an average of 2.5 rebounds and 1.6 assists ... Had 16 double-figure scoring games, giving him 31 at LSU in his two years here ... Best scoring game of the season was 19 points against Tulane in the New Orleans Arena ... Couldn't find his touch from the field, hitting just 37.2 percent (97-of-261) and 43-of-141 (30.5 percent) ... Had 18 points at Arkansas on Feb. 20, hitting 6-of-13 field goals ... Played all 40 minutes against Oregon State (12/22), scoring 15 points ... Had a string of seven- straight- double figure games from Nov. 30 against Southern through the Tulane game (1/2) when he scored his high of 19 ... Rebound high of seven vs. Chaminade (11/20) ... Started the first 16 games of the season.

Sophomore Season (2006-07)

Played in 24 games, starting 16, leading the team in three-point field goals with 52 (52-of-134, 38.8 percent) ... Averaged 29.2 minutes per game, averaging 10.5 points per game (third on the team) and 2.8 rebounds a game ... Scored in double figures in 15 of the games, topped by a 23-point performance against Auburn (1/13) ... In that game, hit 8-of-16 field goals and 5-of-9 three-pointers ... In a two- game streak, against Auburn and Ole Miss (1/17), Martin hit 13-of-26 field goals, 9-of-16 treys and scored 48 combined points ... Had season- high five assists at Ole Miss (2/14).

Freshman Season (2005-06 at Texas Tech)

Played 14 games for the Red Raiders, starting eight before moving back to his home state ... Joined the Tiger team at the start of the spring semester ... Averaged 7.4 points per game 3.6 rebounds and 1.9 assists per game, while averaging 24.7 minutes ... He made 38 percent of his three point attempts, 16-of-42 ... Scored in 13 games in his first collegiate effort against San Jose State, one of six double-figure games for the Red Raiders ... Season-best of 14 twice against Furman and TCU.



Prior to College

Averaged 24 points, 10 rebounds, 9 assists and 3 steals per game for Richwood High in Monroe ... Richwood won the Class 3A State Championship in his final season there and he was named the MVP of the Louisiana Sports Writers Association All-State team in the class ... High school coach was his father, Terry Martin, Sr. ... Monroe News Star Player of the Year ... Nominee for Louisiana Mr. Basketball.

Personal

Born July 31, 1987, in Natchez, Miss. ... Parents are Terry, Sr., and Audwina Martin ... One brother, Keldric ... Dad played at Louisiana-Monroe and was a draft pick of the Atlanta Hawks of the NBA in 1984 and played 10 years of pro ball overseas ... Majoring in arts and sciences ... Hobbies, besides basketball, include music and movies.

Terry Martin's Career Stats

YEAR	GP-GS	MIN/AVG	FG-FGA	PCT.	3FG-FGA	PCT.	FT-FTA	PCT.	REB-AVG	PF-FO	AST	TO	BLK	STL	PTS-AVG.
06-07	24-16	701/29.2	93-227	.410	52-134	.388	15-26	.577	67-2.8	37-1	35	43	6	11	253-10.5
07-08	31-17	752/24.3	97-261	.372	43-141	.305	21-29	.724	77-2.5	50-1	50	45	9	7	258-8.3
Totals	55-33	1453/26.4	190-488	.389	95-275	.345	36-55	.655	144-2.6	87-2	85	88	15	18	511-9.3

- INTRO
- 100 YEARS
- THIS IS LSU
- TIGERS**
- COACHES
- REVIEW
- PREVIEW
- RECORDS
- HISTORY
- LSU
- MEDIA







Martin's Game-by-Game Totals 2006-07

Opponent	Min	FG	3FG	FT	Reb	PF/D	A	TO	BLK	STL	PTS
At Washington	20	5-11	3-7	0-0	1	2-0	1	0	0	0	13
Louisiana Tech	25	7-9	5-6	0-0	1	0-0	0	3	0	0	19
Wright State	21	5-8	4-6	0-0	3	0-0	4	0	0	1	14
Miss. Valley	20	4-10	2-5	0-1	4	1-0	2	1	0	0	10
Samford	24	4-7	1-3	0-0	3	5-1	1	1	0	0	9
Connecticut	20	0-5	0-3	0-0	1	1-0	0	0	0	0	0
At Alabama	20	1-9	0-2	0-0	1	1-0	2	0	0	0	2
Auburn	34	8-16	5-9	2-6	2	2-0	1	1	0	0	23
Ole Miss	33	5-10	4-7	1-2	3	0-0	2	1	0	0	15
At Arkansas	32	3-13	3-9	1-2	2	1-0	1	3	0	0	10
Vanderbilt	15	0-3	0-2	0-0	1	0-0	1	2	0	0	0
At Georgia	34	6-13	4-7	0-0	3	1-0	0	0	1	3	16
Alabama	33	2-8	1-4	0-0	4	3-0	1	2	0	2	5
At Miss. State	34	6-11	2-5	0-0	5	2-0	1	4	1	0	14
At Tennessee	29	4-8	3-6	4-4	3	2-0	0	2	1	0	15
Arkansas	37	4-8	3-7	2-3	2	2-0	0	1	0	0	13
At Ole Miss	31	0-2	0-1	0-0	1	1-0	5	5	1	1	0
Miss. State	36	4-11	2-8	0-0	4	0-0	1	2	2	0	10
At Kentucky	30	7-17	2-7	0-0	3	0-0	3	2	3	0	16
Florida	36	6-14	2-7	4-6	3	1-0	3	2	0	0	18
At Auburn	34	3-7	2-5	0-0	6	3-0	2	4	0	2	8
South Carolina	32	1-7	1-6	0-1	3	1-0	3	1	0	0	3
vs. Tennessee	39	6-8	3-4	0-0	5	4-0	1	4	0	0	15
vs. Ole Miss	32	2-12	0-8	1-1	3	4-0	0	1	0	0	5
Totals	701	93-227	52-134	15-26	67	37-1	35	43	6	11	253

2007-08

Opponent	Min	FG	3FG	FT	Reb	PF/D	A	TO	BLK	STL	PTS
SE Louisiana	31	2-7	0-2	2-2	4	3-0	3	2	0	1	6
McNeese State	30	5-10	1-3	0-2	5	0-0	2	2	1	1	11
vs. Okla. State	24	2-9	1-6	0-0	6	3-0	0	2	0	0	5
vs. Chaminade	33	5-12	3-8	0-1	7	3-0	1	1	3	1	13
vs. Arizona St.	27	1-8	1-7	0-0	2	2-0	3	3	0	0	3
Nicholls State	21	2-4	0-1	0-0	2	2-0	1	3	1	0	4
Southern	25	4-11	2-5	1-2	7	0-0	1	2	0	0	11
At Villanova	22	5-10	4-6	0-0	2	1-0	2	1	1	1	14
Northwestern St.	29	5-11	3-6	2-2	3	2-0	4	2	0	0	15
At Wichita St.	27	4-10	3-6	0-0	3	1-0	0	4	0	0	11
Oregon State	40	5-18	3-11	2-2	2	2-0	6	0	1	0	15
Washington	31	6-13	2-6	0-0	1	3-0	2	3	1	0	14
At Tulane	35	7-17	4-9	1-1	1	2-0	2	2	0	1	19
At Texas A&M	21	3-8	0-3	0-0	2	2-0	1	2	0	0	6
Miss. State	26	2-11	0-4	0-0	1	2-0	2	0	0	0	4
At Ole Miss	24	1-8	0-4	0-0	2	1-0	1	1	0	0	2
Auburn	18	0-3	0-2	0-0	1	5-1	1	0	0	1	0
At Vandy	20	3-5	1-2	0-0	3	1-0	0	2	0	0	7
Arkansas	19	1-9	0-6	0-0	1	0-0	1	1	0	0	2
At Auburn	25	4-7	2-5	1-2	1	0-0	1	0	0	0	11
At Alabama	26	3-7	2-5	4-4	4	4-0	4	1	0	0	12
Tennessee	27	1-7	0-5	0-0	1	2-0	1	3	1	1	2
At Florida	15	4-8	2-4	0-0	0	0-0	0	2	0	0	10
Kentucky	21	5-10	2-4	0-0	0	0-0	2	0	0	0	12
At Arkansas	30	6-13	2-6	4-5	5	2-0	1	3	0	0	18
Ole Miss	22	3-6	2-4	3-4	2	2-0	3	0	0	0	11
At S. Carolina	19	0-2	0-1	0-0	3	1-0	2	0	0	0	0
Georgia	3	0-0	0-0	0-0	0	0-0	0	0	0	0	0
Alabama	25	3-6	1-3	0-0	1	0-0	1	0	0	0	7
At Miss. State	13	1-4	0-3	0-0	1	0-0	0	2	0	0	2
Vs. S. Carolina	23	4-7	2-4	1-2	4	1-0	2	1	0	0	11
Totals	752	97-261	43-141	21-29	77	50-1	50	45	9	7	258

- INTRO
- 100 YEARS
- THIS IS LSU
- TIGERS**
- COACHES
- REVIEW
- PREVIEW
- RECORDS
- HISTORY
- LSU
- MEDIA



INTRO

100 YEARS

THIS IS LSU

TIGERS

COACHES

REVIEW

PREVIEW

RECORDS

HISTORY

LSU

MEDIA



1

Mitchell's Top Scoring Games

1. 24 -- at Auburn, 2/28/07
 2. 23 -- at Tennessee, 2/6/07
 2. 23 -- vs. Texas, 12/10/06
 4. 21 -- vs. South Carolina, 3/3/07
 4. 21 -- vs. Louisiana-Monroe, 11/19/06
 6. 20 -- at Washington, 12/20/06
 6. 20 -- vs. Florida (SECT), 3-11-06
 6. 20 -- vs. Vanderbilt (SECT), 3-10-06
 6. 20 -- at South Carolina, 2-28-06
 6. 20 -- at Ole Miss, 1-28-06

Mitchell's Career Highs

Points -- 24, at Auburn, 2/28/07
 Rebounds -- 12, twice
 Field Goals Made -- 10, at Auburn, 2/28/07
 Field Goal Attempts -- 20, twice
 3 PT FG Made -- 5, vs. ULM, 11/19/06
 3 PT FG Att. -- 8, vs. Vanderbilt, 1/24/07
 Free Throws Made - 8, vs. McNeese, 11/14/07
 Free Throw Attempts - 10, vs. McNeese, 11/14/07
 Assists -- 6, twice
 Blocks -- 3, vs. Arkansas, 2/10/07
 Steals -- 4, five times
 Minutes Played -- 44, vs. Texas, 12/10/06

Tasmin Mitchell

Forward • 6-7 • 240 • Junior • 2L • Denham Springs HS • Denham Springs, La.

2007 NABC All-District 8 First Team
2007 All-Louisiana First Team
2006 SEC All-Freshman Team (Coaches)
2006 Freshman All-America (Collegeinsider.com)

Junior Season (2007-08)

Season cut short after just three games due to a stress fracture in the left shin bone that finally forced him to have season-ending surgery on Nov. 29 ... Was granted a medical redshirt and will still have two seasons remaining ... Started the first three games of the season with one game in double figures, 16 versus McNeese State (11/14) 49 career games in double figures ... Still has started every game of his LSU career, a total of 71 consecutive games ... He will enter his redshirt junior season 101 points shy of becoming the 37th player to score 1,000 career points at LSU ... First two seasons earned him a spot on the team of 2000s as part of the LSU All-Century basketball celebration.

Sophomore Season (2006-07)

Averaged 34 minutes per game for the second- straight season, starting every game ... Averaged 14.7 points per game, 6.0 rebounds a game, 1.8 assists per game and 1.0 steals per game ... 26 games in double figures, 48 in first two years ... Six games of 20 points or more -- 21 vs. Louisiana-Monroe (11/19), 23 vs. Texas (12/10), 20 at Washington (12/20), 23 at Tennessee (2/6), 24 at Auburn (2/28) and 21 vs. South Carolina (3/3) ... 10 games of 20 or more in his first two years ... Had four more double-doubles to up his career total to seven ... Equaled his career high in rebounds with 12 against Louisiana Tech on Dec. 23 ... Equaled career high of six assists in Houston against Texas (12/10) ... Made 41 three-pointers, giving him 69 made for his career ... Has consistently hit his free throws over his career and after two years is just short of 75 percent ... Finished the season 12th in scoring in the Southeastern Conference, 13th in rebounds, eighth in field goal percentage (46.6 percent) and sixth in minutes played (34.12).



Freshman Season (2005-06)

Averaged 34.4 minutes per game, second on the team and averaged 11.4 points, 5.6 rebounds and 2.8 assists a game in the 36-game season ... 22 games scoring in double figures ... Had four 20 point games, all in important games after the first of the year -- 20 at Ole Miss (1-28), at South Carolina (2-28), vs. Vandy (SECT-3-10) and vs. Florida (SECT-3-11) ... Was named the Chevrolet Player of the Game for his 12 points and six rebounds against UCLA (4-1) in the NCAA Final Four game ... With back spasms limiting ability, Mitchell didn't score for 39 minutes and 30 seconds at Auburn (2/18), but he was able to get open for a layup that gave LSU the lead for good in the final 30 seconds of the 65-61 win ... Three double-doubles -- 19 points, 12 rebounds in his debut game against Southern (11-18); 16 points, 11 rebounds against UL-Lafayette (12-17) and 10 points, 10 rebounds against Duke (3-23) in the NCAA Regional Semifinals ... Got LSU on the way to its 7-0 league start, scoring 16 of his 19 points in the

Tasmin Mitchell's Career Stats

YEAR	GP-GS	MIN/AVG	FG-FGA	PCT.	3FG-FGA	PCT.	FT-FTA	PCT.	REB-AVG	PF-FO	AST	TO	BLK	STL	PTS-AVG.
05-06	36-36	1240/34.4	162-365	.444	28-95	.295	60-81	.741	201-5.6	85-0	100	83	18	53	412-11.4
06-07	32-32	1092/34.1	173-371	.466	41-109	.376	78-104	.750	189-5.9	76-1	59	55	25	34	465-14.5
07-08	3-3	66/22.0	7-21	.333	0-5	.000	8-10	.800	17-5.7	8-0	6	9	1	7	22-7.3
Totals	71-71	2398/34.2	342-757	.453	69-209	.330	146-195	.749	407-5.8	169-1	165	147	44	94	899/12.8



- INTRO
- 100 YEARS
- THIS IS LSU
- TIGERS**
- COACHES
- REVIEW
- PREVIEW
- RECORDS
- HISTORY
- LSU
- MEDIA

second half in the win at Arkansas (I-II) to open SEC play ... Named the first SEC Freshman of the Week after his performance in the opener against Southern ... Finished 16th in the SEC rebounding list and seventh in minutes played in the SEC that season.

Prior to LSU

Mitchell was a Mr. Basketball selection by the Louisiana Sports Writers Association following his outstanding career at Denham Springs High School ... Played center at Denham Springs for Coach Paul Smith ... Averaged 26.9 points per game, 10 rebounds, six assists, 3.5 blocks and 2.3 steals ... Was named the Class 5A state Player of the Year, Mr. Basketball and a high school All-American by McDonald's, Parade Magazine and EA Sports ... Rated 20th best high school senior of 2005 by recruiting website www.rivalshoops.com ... Two-time prep All-American, four-time first-team Class 5A All-State, four-time first-team All-District, four-time Parish MVP, Louisiana Gatorade Circle of Champions Player of the Year.

Personal

Born in Baton Rouge on June 25, 1986 ... Full name is Tasmin Olajuwon Mitchell ... Mother is Collette Mitchell, whom Tasmin cites as his biggest influence because "she always encouraged me to do my best." ... Majoring in sports management ... Chose LSU because "it's close to home, the environment, coaches, fans and education" ... Not surprisingly favorite foods are red beans and sweet potato pie ... Favorite NBA team is the Miami Heat.

Mitchell's Game By Game Totals 2005-06

OPPONENT	MIN	FG	3FG	FT	REB	PF/D	A	TO	BLK	STL	PTS
Southern	36	8-15	2-3	1-1	12	2-0	1	1	0	4	19
Nicholls State	20	3-9	0-1	1-2	11	3-0	0	1	0	2	7
At West Virginia	42	4-10	1-3	0-0	7	4-0	5	2	0	0	9
Houston	40	8-11	2-3	0-2	6	1-0	2	7	1	2	18
McNeese State	36	6-13	1-4	0-0	5	2-0	5	5	1	1	13
New Orleans	27	4-7	0-1	0-0	4	2-0	4	1	2	1	8
UL-Lafayette	36	7-12	1-4	1-2	11	4-0	3	7	1	2	16
Northern Iowa	37	2-10	0-3	0-0	7	0-0	2	2	0	0	4
vs. Ark-Monticello	33	4-11	0-1	0-0	5	2-0	3	1	1	2	8
vs. Cincinnati	35	4-6	0-1	2-2	1	3-0	2	3	0	0	10
at Ohio State	37	5-8	0-0	2-2	4	4-0	5	2	0	0	12
Tulane	27	2-10	0-1	5-6	4	2-0	1	2	0	3	9
At Connecticut	35	4-9	1-2	3-4	1	3-0	1	1	0	0	12
At Arkansas	29	8-12	0-1	3-4	9	2-0	1	1	0	0	19
Tennessee	34	5-9	1-2	2-3	6	4-0	4	1	0	1	13
At Miss. State	35	3-11	1-5	1-1	5	1-0	5	1	0	2	8
Alabama	36	5-10	3-5	1-1	5	0-0	4	1	0	1	14
Georgia	31	4-12	1-2	2-2	8	0-0	3	0	0	3	11
At Ole Miss	38	7-15	2-5	4-6	2	3-0	2	1	0	4	20
Auburn	33	4-9	0-2	0-0	2	3-0	5	3	1	4	8
At Alabama	37	6-9	2-3	0-0	0	0-0	1	2	1	0	14
Arkansas	37	3-9	0-2	1-2	7	4-0	3	3	0	3	7
At Florida	36	5-11	0-3	4-4	3	2-0	1	5	1	1	14
Miss. State	33	2-9	0-2	2-2	9	4-0	4	4	1	1	6
At Auburn	33	4-9	0-2	0-0	2	3-0	5	3	1	4	8
At Vanderbilt	32	4-8	0-2	1-2	5	3-0	1	3	1	1	9
Kentucky	37	2-11	1-4	5-8	7	1-0	1	2	1	0	10
At S. Carolina	37	7-11	1-3	5-7	4	1-0	2	1	2	1	20
Ole Miss	38	3-11	1-5	4-4	5	4-0	5	2	0	3	11
vs. Vandy (SECT)	35	8-12	3-3	1-2	4	2-0	4	0	0	1	20
vs. Florida (SECT)	36	8-14	2-6	2-2	9	2-0	1	3	0	3	20
vs. Iona (NCAAT)	37	3-9	1-3	4-4	3	4-0	6	2	0	2	11
vs. Tex A&M (NCAAT)	37	1-9	0-2	0-0	7	2-0	2	3	1	1	2
vs. Duke (NCAAT)	40	5-10	0-2	0-0	10	1-0	3	1	1	1	10
vs. Texas (NCAAT)	30	2-8	1-4	1-2	5	4-0	6	2	0	1	6
vs. UCLA (NCAAT)	35	5-12	0-0	2-4	6	2-0	1	3	2	2	12
TOTALS	1240	162-365	28-95	60-81	201	85-0	100	83	18	53	412

Tasmin Mitchell

- INTRO
- 100 YEARS
- THIS IS LSU
- TIGERS**
- COACHES
- REVIEW
- PREVIEW
- RECORDS
- HISTORY
- LSU
- MEDIA




2006-07

OPPONENT	MIN	FG	3FG	FT	REB	PF/D	A	TO	BLK	STL	PTS
Nicholls State	26	4-10	3-5	3-3	8	2-0	2	0	1	3	14
UL-Monroe	27	7-8	5-6	2-2	7	1-0	2	4	0	0	21
Wichita State	33	3-11	0-1	0-2	5	3-0	3	2	1	0	6
McNeese State	22	7-11	2-3	0-0	7	3-0	3	2	1	3	16
At Tulane	33	3-13	1-3	4-5	7	3-0	2	1	1	2	11
Texas A&M	40	5-12	1-3	4-4	9	2-0	2	2	2	1	15
vs. Texas	44	9-18	3-7	2-2	10	5-1	6	1	0	4	23
At Oregon State	37	4-14	1-7	2-2	6	1-0	2	2	1	0	11
At Washington	34	8-17	2-3	2-2	2	1-0	3	0	0	0	20
Louisiana Tech	32	4-11	0-4	1-1	12	2-0	1	1	2	1	9
Wright State	31	3-7	0-0	0-0	6	1-0	4	0	2	0	6
Miss. Valley	24	6-8	2-3	3-4	5	3-0	1	3	1	1	17
Samford	36	5-8	1-1	2-2	4	1-0	1	0	1	1	13
Connecticut	36	6-10	1-3	3-4	10	3-0	0	5	0	3	16
At Alabama	36	8-18	1-4	2-4	3	3-0	1	1	0	0	19
Auburn	25	3-4	1-2	5-7	7	4-0	0	2	1	0	12
Ole Miss	36	6-14	1-5	6-7	10	0-0	0	1	1	0	19
At Arkansas	36	3-11	0-3	0-0	4	4-0	2	6	0	0	6
Vanderbilt	38	7-20	2-8	0-0	7	2-0	3	0	0	0	16
At Georgia	28	1-5	0-1	3-4	2	3-0	0	3	0	2	5
Alabama	33	6-9	0-0	2-2	3	3-0	1	0	1	1	14
At Miss. State	37	5-11	0-1	1-5	4	2-0	3	3	0	1	11
At Tennessee	39	7-13	2-4	7-9	6	2-0	1	0	0	0	23
Arkansas	38	7-11	0-1	2-2	1	0-0	2	0	3	1	16
At Ole Miss	35	4-10	1-2	2-4	10	0-0	0	2	1	2	11
Miss. State	40	6-14	1-4	4-4	6	4-0	1	1	2	1	17
At Kentucky	38	7-15	3-5	2-4	2	3-0	1	3	0	0	19
Florida	30	4-8	1-2	2-3	4	4-0	2	6	0	0	11
At Auburn	38	10-20	2-4	2-3	7	2-0	2	1	1	0	24
South Carolina	37	7-11	0-1	7-7	5	3-0	4	1	0	2	21
vs. Tennessee	40	2-9	2-8	0-2	6	3-0	2	2	1	4	6
vs. Ole Miss	33	6-10	2-5	3-4	4	3-0	2	0	1	1	17
TOTALS	1092	173-371	41-109	78-104	189	76-1	59	55	25	34	465

2007-08

OPPONENT	MIN	FG	3FG	FT	REB	PF/D	A	TO	BLK	STL	PTS
SE Louisiana	24	3-6	0-1	0-0	2	4-0	3	3	1	2	6
McNeese State	36	4-13	0-4	8-10	14	2-0	3	4	0	4	16
vs. Okla. State	6	0-2	0-0	0-0	1	2-0	0	2	1	1	0
TOTALS	66	7-21	0-5	8-10	17	8-0	6	9	1	7	22



Bo Spencer

Guard • 6-1 • 185 • Sophomore • IL • Glen Oaks HS • Baton Rouge, La.

- INTRO
- 100 YEARS
- THIS IS LSU
- TIGERS**
- COACHES
- REVIEW
- PREVIEW
- RECORDS
- HISTORY
- LSU
- MEDIA

11

Spencer's Top Career Scoring Games

1. 14 vs. Arizona State, 11/21/07
2. 11 vs. Nicholls State, 11/28/07
2. 11 vs. Chaminade, 11/20/07
4. 10 vs. Oklahoma State, 11/19/07
5. 9, at Tulane, 1/2/08
5. 9, vs. Northwestern State, 12/15/07
7. 7, vs. Southeastern Louisiana, 11/12/07
8. 5, vs. Ole Miss, 2/23/08
8. 5, at Villanova, 12/6/07
10. 4, twice

Spencer's Career Highs

- Points: 14, vs. Arizona State, 11/21/07
- Rebounds: 4, vs. Nicholls State, 11/28/07
- Field Goals Made: 5, vs. Arizona State, 11/21/07
- Field Goals Att: 9, vs. Arizona State, 11/21/07
- 3 PT FGM: 4, vs. Arizona State, 11/21/07
- 3 PT FGA: 8, vs. Arizona State, 11/21/07
- Free Throws Made: 5, vs. Northwestern State, 12/15/07
- Free Throws Att: 7, vs. Northwestern State, 12/15/07
- Assists: 6, vs. Southern, 11/30/07
- Blocks: 1, vs. Chaminade, 11/20/07
- Steals: 2, vs. Northwestern State, 12/15/07
- Minutes Played: 40, at South Carolina, 2/27/08

Freshman Season (2007-08)

Played primarily as the back-up point guard during the 2007-08 season ... Played in 30 games, starting three, averaging 15.8 minutes per game ... Averaged 3.4 points per game, 1.2 rebounds ... Only four games in double figures came in November when he scored 10 vs. Oklahoma State (11/19), 11 vs. Chaminade (11/20), 14 vs. Arizona State (11/21) and 11 vs. Nicholls State (11/28) ... Had six assists against Southern University (11/30) ... 43 assists and 27 turnovers for the season ... In Arizona State game, hit 5-of-9 field goals, including four-of-eight from the three-point line ... In his four double figure scoring games was 12-of-25 from the arc, finished 20-of-62 for the season.

Prior to LSU

Honor graduate at Glen Oaks for long-time head basketball coach Harvey Adger ... Glen Oaks won two state championships while he was there ... Earned Class 4A All-State honors, Baton Rouge Advocate All-Metro honors ... He was the MVP of the Louisiana High School Coaches Association all-star game ... Averaged 26 points per game, seven assists per game and four rebounds per game ... Scored over 2,000 points at Glen Oaks.



Personal

Born in Baton Rouge on March 21, 1989 ... Right handed ... Parents are John and Vanessa Spencer ... Had one older brother (John) and two older sisters (Tonya and Tamara) ... Chose LSU to "stay closer to home with family" ... Likes to talk on phone and play video games ... Favorite food is chicken, rice and gravy ... Favorite dessert is sweet potato pie ... Carmelo Anthony is his favorite basketball player and his team, the Denver Nuggets, his favorite NBA team.

Bo Spencer's Career Stats

YEAR	GP-GS	MIN/AVG	FG-FGA	PCT.	3FG-FGA	PCT.	FT-FTA	PCT.	REB-AVG	PF-FO	AST	TO	BLK	STL	PTS-AVG.
07-08	30-3	475-15.8	33-102	.324	20-62	.323	16-22	.727	36-1.2	36-0	43	27	1	15	102-3.4
Totals	30-3	475-15.8	33-102	.324	20-62	.323	16-22	.727	38-1.2	36-0	43	27	1	15	102-3.4



- INTRO
- 100 YEARS
- THIS IS LSU
- TIGERS**
- COACHES
- REVIEW
- PREVIEW
- RECORDS
- HISTORY
- LSU
- MEDIA



Spencer's Game-by-Game Statistics 2007-08

OPPONENT	Min.	FG	3FG	FT	REB	PF/D	A	TO	BLK	STL	PTS
SE Louisiana	21	3-3	1-1	0-0	1	1-0	2	2	0	1	7
McNeese State	12	0-0	0-0	2-2	1	0-0	0	1	0	0	2
vs.Okla. State	25	3-6	2-3	2-2	1	2-0	4	4	0	1	10
vs.Chaminade	23	4-6	3-5	0-0	3	2-0	2	2	1	0	11
vs.Ariz. State	34	5-9	4-8	0-0	2	3-0	3	2	0	0	14
Nicholls State	29	3-8	3-7	2-2	4	1-0	3	2	0	0	11
Southern	26	0-3	0-3	0-0	1	3-0	6	2	0	1	0
At Villanova	21	1-4	1-4	2-3	1	3-0	3	1	0	0	5
Northwestern	26	2-5	0-1	5-7	3	0-0	3	2	0	2	9
At Wichita St.	20	1-5	1-4	1-2	1	1-0	0	1	0	1	4
Oregon St.	3	0-0	0-0	0-0	0	0-0	1	0	0	0	0
Washington	19	0-2	0-1	0-0	1	2-0	0	2	0	1	0
At Tulane	24	3-9	2-5	1-2	3	3-0	2	1	0	1	9
At Texas A&M	29	1-5	0-2	0-0	1	0-0	4	2	0	0	2
Miss. State	19	0-6	0-4	0-0	2	0-0	0	0	0	0	0
At Ole Miss	6	0-0	0-0	0-0	1	0-0	1	0	0	0	0
Auburn	3	1-1	0-0	0-0	0	2-0	0	0	0	0	2
At Vanderbilt	12	2-4	0-0	0-0	1	1-0	0	1	0	2	4
Arkansas	21	0-5	0-4	1-2	1	0-0	0	0	0	1	1
At Auburn	2	0-1	0-0	0-0	0	0-0	0	0	0	0	0
At Alabama	4	0-0	0-0	0-0	0	0-0	1	1	0	1	0
Tennessee	6	0-2	0-2	0-0	3	0-0	0	0	0	0	0
At Florida	5	0-1	0-0	0-0	0	0-0	2	0	0	0	0
Kentucky	5	0-0	0-0	0-0	0	2-0	0	0	0	0	0
At Arkansas	17	1-3	1-1	0-0	2	0-0	2	0	0	1	3
Ole Miss	14	2-6	1-2	0-0	1	2-0	0	0	0	1	5
Georgia	20	0-3	0-1	0-0	0	3-0	1	0	0	0	0
Alabama	15	1-3	1-2	0-0	0	1-0	0	0	0	0	3
At Miss. State	12	0-1	0-1	0-0	2	3-0	2	0	0	1	0
vs.S.Carolina	2	0-1	0-1	0-0	0	1-0	1	1	0	0	0
TOTALS	475	33-102	20-62	16-22	36	36-0	43	27	1	15	102





Garrett Temple

Guard • 6-6 • 190 • Senior • 3L • University HS • Baton Rouge, La.

14

Temple's Top Career Scoring Games

- 1. 18 -- At Tulane, 12/2/06
- 2. 17 - Vs. Auburn, 1/16/08
- 2. 17 - Vs. Oklahoma State, 11/19/07
- 2. 17 -- vs. Florida, 2/24/07
- 2. 17 -- At Oregon State, 12/17/06
- 2. 17 -- vs. McNeese State, 11/29/06
- 7. 16 - at Ole Miss, 1/12/08
- 7. 16 -- At Mississippi State, 2/3/07
- 7. 16 -- vs. Nicholls State, 11/17/06
- 10. 14 - three times

Temple's Career Highs

- Points -- 18, at Tulane, 12/2/06
- Rebounds -- 9, at Alabama, 2/2/08
- Field Goals Made -- 7, vs. McNeese State, 11/29/06
- Field Goals Att. -- 13, at Tulane, 12/2/06
- 3PT FG Made -- 4, four times
- 3 PT FG Att. -- 10, vs. Texas, 12/10/06
- Free Throws Made -- 8, twice
- Free Throw Attempts -- 9, vs. Florida, 2/24/07
- Assists -- 8, vs. Alabama, 3/5/08
- Blocks -- 4, vs. Auburn, 1/13/07
- Steals -- 4, twice
- Minutes Played -- 45, vs. Texas, 12/10/06

- 2008 Collegeinsider.com Defensive All-American**
- 2006 SEC Academic Honor Roll**
- 2005 SEC Freshman Academic Honor Roll**

The third member of the Temple family to play at LSU joining his father and older brother... Has started 96 of 99 career games over his first three years.

Junior Season (2007-08)

Played a team high 1,066 minutes, an average of 34.4 minutes per game, just over the average he played last season ... Averaged 6.4 points a game, 4.2 rebounds and 3.6 assists per game ... Ranked 11th in the league in assist average ... Seven games in double figures, 21 for his career ... 1.5 assist-to-turnover ratio with 111 assists and 73 turnovers ... Has played almost 3,400 minutes in three years at LSU ... 348 career assists, eighth all-time at LSU ... Best scoring game was 17 points twice - against Oklahoma State in Maui (11/19) and against Auburn (1/16) ... In the game prior to the Auburn game at Ole Miss, Temple equaled his career high with four treys in a 16-point night ... Career high of nine rebounds against Alabama (2/2) ... Had 15 games of four assists or more, topped by an eight-assist game in the home win against Alabama (3/5) ... Practically willed the team to victory at Florida (2/13), coming off the floor with blood all over his face after a fall cut his lip, only to return to lead LSU to an upset win ... Had 10 points and five assists in the contest.

Sophomore Season (2006-07)

Started all 32 games, averaging 34.3 minutes a game ... Averaged 8.6 points per game, 3.7 rebounds a game, 4.3 assists a contest ... Made 35 three-pointers, making 26.9 percent ... Had a big improvement at the free throw line, making 57-of-70 or 81.4 percent ... 11 double-figure scoring games, 14 for his career ... Had career high of 18 points at Tulane (12/2), but also scored 17 points vs. McNeese State (11/29), at Oregon State (12/17) and in the win over Florida (2/24) ... Had six games of seven assists, two six-assist games and two five assist contests as his assist average finished eighth in the league ... Steals average of 1.63 also finished eighth in the league ... Minutes played average was fifth- best in the league ... Finished the year with 138 assists and 83 turnovers, a 1.7 assist/turnover ratio, 10th best in the SEC ... During the month of May, was part of Reach USA Tour of China, part of an all-star team of players that went 6-2 against two Chinese league teams ... Had best game of 11 points in that series.

Redshirt Freshman Season (2005-06)

The redshirt freshman stepped up against Vanderbilt in the SEC quarterfinals when Darrel Mitchell was slowed by a bad ankle hitting 4-of-6 three-pointers to score a season high 14 points ... It was one of three games for Temple in double figures -- Temple scored 10 against Nicholls State (11-21) and 10 at Mississippi State (1-18) ... Started 35- of- 36 games , averaging 5.1 points per game, 2.6 rebounds per game, 2.8 assists while averaging 33.3 minutes per game (third on the team) ... 14 games with four or more assists, with best of five assists on six occasions ... Averaged team-high 39.8 minutes on the court in the five NCAA Tournament games ... Held J. J. Redick of Duke to one of his poorer shooting nights in the Regional semifinal win against the Blue Devils in Atlanta ... Has earned a reputation as a defensive stopper.

Freshman Season (2004-05)

Was redshirted during the 2004-05 season, but practiced daily with the Tiger team helping prepare the team for games and work on his game.

Garrett Temple's Career Stats

YEAR	GP-GS	MIN/AVG	FG-FGA	PCT.	3FG-FGA	PCT.	FT-FTA	PCT.	REB-AVG	PF-FO	AST	TO	BLK	STL	PTS-AVG.
05-06	36-35	1207/33.5	65-194	.335	27-109	.248	25-37	.676	94-2.6	87-2	99	70	31	38	182-5.1
06-07	32-32	1099/34.3	91-230	.396	35-130	.269	57-70	.814	118-3.7	79-1	138	83	34	52	274-8.6
07-08	31-29	1066/34.4	61-155	.394	22-73	.301	54-69	.783	131-4.2	91-2	111	73	24	41	198/6.4
Totals	99-96	3372/34.1	217-579	.375	84-312	.269	136-176	.773	343-3.5	257-5	348	226	89	131	654/6.6

- INTRO
- 100 YEARS
- THIS IS LSU
- TIGERS**
- COACHES
- REVIEW
- PREVIEW
- RECORDS
- HISTORY
- LSU
- MEDIA



INTRO

100 YEARS

THIS IS LSU

TIGERS

COACHES

REVIEW

PREVIEW

RECORDS

HISTORY

LSU

MEDIA



Prior to LSU

Participated in basketball and track at University High School in Baton Rouge ... In track, was a long jump and triple jump specialist ... High school basketball coach was former LSU basketball assistant Ari Fisher ... Averaged 13.9 points, 7.4 rebounds and 5.5 assists in leading University High to the Class 2A state championship in 2004 ... Team also won the 2002 championships in the classification and was a state semifinalist in 2003 ... Averaged over 14 points for his career ... Team was undefeated in three district seasons ... Two-time first-team All-District, second-team All-State and was a member of the All-Metro team and the Top 28 All-Tourney team.

Personal

Born in Baton Rouge on May 8, 1986 ... Right-handed ... Full name is Garrett Bartholomew Temple ... Parents are Collis Temple and Soundra Johnson Temple ... Father was the first African-American to play basketball at LSU (1971-74) ... Has a younger sister, Colleen Noelle ... Wears 14, swapping the number 41 his dad and brother wore at LSU ... Two older brothers, Collis III (who played at LSU, 1999-03) and Elliott ... Hobbies include listening to music ... Listed his biggest influence as "his father, because he went through it and knows the ropes" ... Favorite food is gumbo ... Graduated in May 2008 with a degree in business administration...Lists his favorite NBA team as the NBA championship team Miami Heat and favorite player as the Phoenix Suns' Shaquille O'Neal, a former LSU All-American.

Temple's Game By Game Totals 2005-06

OPPONENT	MIN.	FG	3FG	FT	REB	PF/D	A	TO	BLK	STL	PTS
Southern	28	2-7	1-4	1-2	2	1-0	0	2	0	1	6
Nicholls State	23	5-8	0-2	0-1	1	0-0	5	1	0	1	10
At W. Virginia	40	0-3	0-2	0-0	5	1-0	1	4	0	1	0
Houston	21	0-1	0-1	0-0	2	3-0	1	2	1	1	0
McNeese State	32	1-5	1-2	2-2	4	3-0	4	1	2	1	5
New Orleans	27	3-8	2-6	1-1	5	2-0	5	2	0	2	9
UL-Lafayette	32	2-9	0-5	0-0	7	3-0	5	1	1	1	4
Northern Iowa	30	1-4	0-3	1-2	2	4-0	1	4	1	0	3
Vs. Ark.-Mont	18	1-3	1-3	0-0	2	3-0	0	2	0	1	3
Vs. Cincinnati	15	0-2	0-2	0-0	1	3-0	0	1	0	1	0
At Ohio State	30	1-3	0-1	0-0	0	5-1	1	0	0	1	2
Tulane	34	3-9	1-4	0-0	0	2-0	5	1	3	1	7
At UConn	39	1-3	0-2	0-0	6	5-1	2	2	1	0	2
At Arkansas	40	3-8	0-4	1-2	2	0-0	4	2	1	1	7
Tennessee	38	3-5	0-1	3-3	8	2-0	3	6	1	1	9
At Miss. State	38	4-7	2-4	0-0	2	0-0	4	5	1	2	10
Alabama	35	4-9	0-3	0-0	2	1-0	3	1	2	4	8
Georgia	36	2-4	1-2	1-2	2	2-0	3	3	1	0	6
At Ole Miss	37	1-6	0-1	0-0	3	3-0	5	0	1	2	2
Auburn	37	2-4	2-3	23-	2	3-0	4	1	0	2	8
At Alabama	37	3-8	2-4	0-0	2	3-0	4	0	1	1	8
Arkansas	33	3-6	2-5	0-0	2	2-0	3	3	2	3	8
Florida	38	1-2	1-2	0-1	3	3-0	2	3	1	1	3
Miss. State	34	1-5	1-2	3-3	2	1-0	2	0	0	1	6
At Auburn	34	0-4	0-2	1-2	1	4-0	4	5	2	1	1
At Vanderbilt	34	1-4	1-4	0-0	2	2-0	4	2	0	0	3
Kentucky	40	2-6	1-5	0-0	3	2-0	3	2	2	0	5
At S. Carolina	37	2-6	1-3	0-0	5	2-0	5	1	1	2	5
Ole Miss	29	1-5	1-3	0-0	0	2-0	2	0	1	1	3
Vs. Vanderbilt	26	4-6	3-6	2-2	2	3-0	4	3	0	0	14
Vs. Florida	36	1-6	0-4	0-0	2	4-0	2	2	0	0	2
Vs. Iona	37	2-3	1-1	2-4	3	2-0	2	2	1	0	7
Vs. Texas A&M	40	2-5	0-2	4-5	4	3-0	0	0	1	0	8
Vs. Duke	40	1-6	1-3	0-0	2	3-0	3	2	1	2	3
Vs. Texas	44	2-9	0-6	0-0	2	2-0	2	1	2	1	4
Vs. UCLA	38	0-5	0-2	1-2	1	3-0	1	3	0	1	1
TOTALS	1207	65-194	27-109	25-37	94	87-2	99	70	31	38	182



2006-07

OPPONENT	MIN.	FG	3FG	FT	REB	PF/D	A	TO	BLK	STL	PTS
Nicholls State	31	6-11	4-8	0-0	7	0-0	4	1	1	2	16
UL-Monroe	36	2-8	1-5	1-1	4	3-0	6	3	1	3	6
Wichita State	37	1-6	1-5	0-0	0	2-0	1	1	1	0	3
McNeese St.	33	7-12	3-6	0-0	4	3-0	4	1	1	3	17
At Tulane	40	6-13	1-4	5-6	3	1-0	6	0	1	2	18
Texas A&M	40	2-7	2-5	5-6	2	2-0	2	0	0	2	11
Vs. Texas	45	5-11	4-10	0-0	4	3-0	2	1	0	0	14
At Oregon St.	40	5-12	3-9	4-5	2	3-0	2	4	1	2	17
At Washington	29	4-10	1-6	0-0	3	4-0	4	4	0	0	9
Louisiana Tech	28	2-6	1-4	1-2	2	1-0	5	5	2	1	6
Wright State	24	1-5	0-3	0-0	2	4-0	3	4	2	0	2
Miss. Valley	25	3-9	0-2	1-1	2	2-0	7	3	1	3	7
Samford	33	2-4	2-3	0-0	2	1-0	7	2	0	1	6
Connecticut	32	4-9	1-4	5-7	7	2-0	2	3	2	2	14
At Alabama	36	2-9	0-5	1-1	3	3-0	3	2	0	2	5
Auburn	39	3-8	1-5	0-0	6	3-0	7	3	4	2	7
Ole Miss	38	0-2	0-2	3-5	4	1-0	7	2	0	1	3
At Arkansas	35	4-8	1-5	0-0	3	2-0	3	3	1	3	9
Vanderbilt	33	3-9	2-6	4-4	4	1-0	2	1	2	1	12
At Georgia	37	2-8	1-5	0-2	1	4-0	1	0	0	3	5
Alabama	30	1-4	0-2	0-0	3	1-0	6	5	0	1	2
At Miss. State	34	6-8	1-2	3-4	1	3-0	5	2	1	2	16
At Tennessee	28	1-4	0-2	2-2	2	5-1	7	5	0	1	4
Arkansas	28	2-4	1-2	0-0	6	4-0	4	1	0	1	5
At Ole Miss	35	2-3	1-2	2-2	8	2-0	6	2	1	0	7
Miss. State	27	0-1	0-0	0-0	4	2-0	4	7	0	2	0
At Kentucky	36	1-2	0-0	3-4	1	4-0	7	1	3	4	5
Florida	36	4-6	1-3	8-9	8	4-0	5	5	1	2	17
At Auburn	38	4-7	2-4	3-3	6	1-0	4	2	1	0	13
South Carolina	40	2-8	0-4	2-2	6	2-0	4	3	2	2	6
Vs. Tennessee	42	3-8	0-3	2-2	7	2-0	4	4	5	1	8
Vs. Ole Miss	34	1-7	0-4	2-2	1	4-0	4	3	0	3	4
TOTALS	1099	91-230	35-130	57-70	118	79-1	138	83	34	52	274

2007-08

OPPONENT	Min	FG	3FG	FT	REB	PF/D	A	TO	BLK	STL	PTS
SE Louisiana	29	0-1	0-1	0-2	1	3-0	1	2	0	0	0
McNeese	30	3-4	0-1	3-4	2	2-0	2	0	2	1	9
Vs. Oklahoma St.	34	4-7	3-5	6-6	3	4-0	5	4	1	1	17
Vs. Chaminade	35	3-7	1-3	2-4	4	2-0	4	2	1	3	9
Vs. Ariz. State	40	2-4	1-2	6-6	5	4-0	7	4	1	1	11
Nicholls State	32	0-2	0-2	0-1	3	2-0	2	2	1	3	0
Southern	24	1-2	0-1	1-2	4	3-0	3	1	0	1	3
At Villanova	39	2-6	1-4	3-4	3	3-0	6	4	3	3	8
Northwestern	31	1-2	0-0	2-2	6	3-0	2	5	1	2	4
At Wichita St.	31	3-7	0-4	0-0	2	3-0	2	1	1	0	6
Oregon State	40	1-3	0-1	2-2	7	1-0	5	2	2	2	4
Washington	32	0-3	0-1	0-0	3	2-0	5	4	1	0	0
At Tulane	33	2-2	2-2	0-0	4	1-0	2	2	0	0	6
At Texas A&M	32	3-4	2-2	0-0	3	5-1	2	3	1	0	8
Miss. State	37	2-7	0-1	0-0	3	2-0	1	3	1	2	4
At Ole Miss	35	6-11	4-8	0-0	6	3-0	3	1	1	1	16
Auburn	40	4-7	1-3	8-9	5	2-0	4	1	0	1	17
At Vanderbilt	37	3-6	0-2	4-5	4	2-0	3	3	2	0	10
Arkansas	25	1-6	0-2	0-0	3	4-0	4	2	0	1	2
At Auburn	39	0-4	0-3	1-2	8	3-0	7	1	0	0	1
At Alabama	40	2-6	1-2	2-2	9	2-0	5	5	0	3	7
Tennessee	36	1-3	1-3	0-0	1	4-0	2	2	0	1	3
At Florida	34	3-6	1-3	3-4	2	2-0	5	2	0	2	10
Kentucky	38	2-6	2-5	2-2	5	3-0	2	2	0	3	8
At Arkansas	40	2-8	0-2	4-6	7	3-0	6	3	0	3	8
Ole Miss	28	2-5	1-2	1-1	6	4-0	4	2	2	0	6
At S. Carolina	40	5-8	1-1	0-0	3	3-0	2	2	1	1	11
Georgia	40	2-7	0-2	3-3	7	4-0	4	1	2	3	7
Alabama	29	0-2	0-1	1-2	3	4-0	8	2	0	2	1
At Miss. State	40	1-6	0-2	0-0	5	3-0	2	3	0	1	2
Vs. S. Carolina	26	0-3	0-2	0-0	4	5-1	1	2	0	0	0
TOTALS	1066	61-155	22-73	54-69	131	91-2	111	73	24	41	198

- INTRO
- 100 YEARS
- THIS IS LSU
- TIGERS**
- COACHES
- REVIEW
- PREVIEW
- RECORDS
- HISTORY
- LSU
- MEDIA



- INTRO
- 100 YEARS
- THIS IS LSU
- TIGERS**
- COACHES
- REVIEW
- PREVIEW
- RECORDS
- HISTORY
- LSU
- MEDIA



5

Thornton's Top Career Scoring Games

- 1. 38 -- at Miss. State, 3/8/08
- 1. 38 -- at Auburn, 1/30/08
- 3. 36 -- vs. Georgia, 3/2/08
- 4. 27 -- vs. Alabama, 3/5/08
- 4. 27 -- at Vanderbilt, 1/19/08
- 4. 27 -- vs. Auburn, 1/16/08
- 4. 27 -- vs. SLU, 11/12/07
- 8. 25 -- at Ole Miss, 1/12/08
- 9. 24 -- vs. Nicholls State, 11/28/07
- 9. 24 -- vs. McNeese, 11/14/07

Thornton's Career Highs:

- Points -- 38, twice
- Rebounds - 13, at Villanova, 12/6/07
- Field Goals Made -- 14, at Auburn, 1/30/08
- Field Goals Att. -- 27, at Miss. State, 3/18/08
- 3PT FG Made -- 8, at Auburn, 1/30/08
- 3 PT FG Att. -- 16, vs. Auburn, 1/16/08
- Free Throws Made -- 7, vs. SE Louisiana, 11/12/07
- Free Throw Attempts -- 9 vs. SE Louisiana 11/12/07
- Assists - 5, vs. Alabama, 3/5/08
- Blocks -- 2, vs. Alabama, 3/5/08
- Steals -- 4, twice
- Minutes Played -- 40, three times

Marcus Thornton

Guard • 6-4 • 205 • Senior • IL • Kilgore College • Baton Rouge, La.

- 2008 Coaches All-SEC Second Team**
- 2008 AP All-SEC Second Team**
- 2008 All-Louisiana First Team**
- 2008 Louisiana Newcomer of the Year**
- 2008 NABC All-District First Team**

Junior Season (2007-08)

Finished with 90 treys, the second-most for a single season in LSU history ... Second in the SEC in scoring, third in free throw percentage ... Leader in scoring in the 16 league games at 21.6 ppg ... 27 games in double figures, including 17-of-20 points or more ... Hit for 38 twice, at Auburn in team's first SEC win (1/30), hitting 14-of-23 field goals and eight treys ... Also hit for 38 in the regular-season finale at Mississippi State, making 13-of-27 field goals, including six treys ... Had three games over 30, also hitting for 36 in win at home over Georgia (3/2) ... First player with two 30-point games in a season for LSU since 1996 ... Posted the biggest single SEC-vs.-SEC scoring game (38) in almost 13 years at Auburn (1/30), with his eight treys including the game winner with three seconds left to give LSU an 81-80 victory ... Five or more treys in a game five times ... Hit three-pointer that forced overtime and was ESPN's No. 2 play of the day in OT loss against Arizona State at Maui (11/21) ... Four double doubles - 18 pts-12 reb vs. Arizona State (11/21); 15 pts-13 reb., at Villanova (12/6); 12pts-11 reb., at Wichita State (12/19); 36 pts-10 reb., vs. Georgia (3/2) ... 13 times was perfect at the free throw line ... Played just four minutes off the bench at Arkansas (2/20), suffering from a hip flexor in the only game he didn't start ... Prior to the season was the leading scorer on the three-game Canadian Tour, averaging 26 points a game.



Prior to LSU

Played at Kilgore College for two seasons, graduating in the summer of 2007, after playing high school ball at Tara High in Baton Rouge ... Was named a first-team All-American junior college player in 2007 ... He was also awarded MVP honors for Region XIV after averaging 27 points and 6.5 rebounds, hitting 74 three-pointers ... He was named MVP of the NJCAA Basketball Coaches Association Classic, scoring 19 points for the Texas All-Stars vs. the National All-Stars.

Personal

Born in Baton Rouge on June 5, 1987 ... Right-handed ... Parents are Nancy West and Lloyd Woods ... Two brothers, one younger, Jonathan, and one older, Beanie ... Majoring in interdisciplinary studies ... Favorite food is cornbread dressing ... Favorite professional athlete is Joe Johnson and favorite pro team is the Phoenix Suns ... Biggest influence in coming to LSU was "being at home and playing in front of my family."

Marcus Thornton's Career Stats

Year	GP-GS	Min/Avg	FG-FGA	Pct.	3FG-FGA	Pct.	FT-FTA	Pct.	Reb-Avg	PF-FO	Ast	TO	BLK	STL	Pts-Avg.
07-08	31-30	1043/33.6	212-486	.436	90-239	.377	94-115	.817	174-5.6	62-0	42	68	10	43	608-19.6
Totals	31-30	1043/33.6	212-486	.436	90-239	.377	94-115	.817	174-5.6	62-0	42	68	10	43	608-19.6



- INTRO
- 100 YEARS
- THIS IS LSU
- TIGERS**
- COACHES
- REVIEW
- PREVIEW
- RECORDS
- HISTORY
- LSU
- MEDIA



Thornton's Game By Game Statistics 2007-08

OPPONENT	MIN	FG	3FG	FT	REB	PF/D	A	TO	BLK	STL	PTS
SE Louisiana	34	8-14	4-7	7-9	2	0-0	2	2	0	2	27
McNeese State	37	8-16	2-8	6-7	3	1-0	2	3	1	1	24
vs.Okla. State	31	6-14	2-6	6-6	3	3-0	1	0	1	1	20
vs.Chaminade	29	2-12	0-4	0-2	2	3-0	0	1	1	2	4
vs. Arizona St.	40	7-19	4-12	0-0	12	4-0	1	5	0	1	18
Nicholls State	35	9-15	4-8	2-3	6	1-0	1	2	1	0	24
Southern	32	9-15	4-7	0-0	7	1-0	3	1	0	4	22
At Villanova	38	6-15	1-6	2-2	13	3-0	2	2	0	1	15
Northwestern	24	7-15	4-10	4-5	5	2-0	2	2	1	3	22
At Wichita St.	38	3-13	0-6	6-6	11	3-0	2	3	0	0	12
Oregon State	30	6-17	6-10	2-2	6	3-0	1	2	0	2	20
Washington	33	7-15	0-4	4-4	8	3-0	2	4	0	2	18
At Tulane	32	3-8	0-5	1-2	1	4-0	4	1	1	2	7
At Texas A&M	37	5-16	0-3	2-2	7	2-0	0	1	0	1	12
Miss. State	33	2-14	2-6	6-6	7	1-0	0	1	0	1	12
At Ole Miss	38	9-20	4-10	3-6	3	3-0	2	1	0	1	25
Auburn	38	8-20	6-16	5-6	6	2-0	0	5	0	3	27
At Vanderbilt	38	10-21	2-6	5-6	6	3-0	2	5	0	0	27
Arkansas	33	7-20	4-9	2-2	5	2-0	0	1	0	1	20
At Auburn	39	14-23	8-15	2-2	7	2-0	1	0	0	1	38
At Alabama	36	7-19	4-11	4-4	3	2-0	1	4	0	1	22
Tennessee	28	5-11	1-4	1-2	7	4-0	0	6	1	1	12
At Florida	35	8-11	4-7	0-0	3	1-0	1	1	0	4	20
Kentucky	36	4-14	1-4	0-0	5	3-0	1	1	0	1	9
At Arkansas	4	1-3	0-0	0-0	1	0-0	0	0	0	0	2
Ole Miss	26	6-15	3-10	2-2	4	1-0	1	1	0	0	17
At S.Carolina	34	4-12	2-8	4-4	7	0-0	1	4	0	0	14
Georgia	39	12-21	5-7	7-12	10	1-0	2	3	1	1	36
Alabama	38	10-17	4-8	3-4	4	0-0	5	1	2	3	27
At Miss. State	40	13-27	6-12	6-7	4	1-0	0	2	0	0	38
vs. S Carolina	38	6-14	3-10	2-2	6	3-0	2	3	0	3	17
TOTALS	1043	212-486	90-239	94-115	174	62-0	42	68	10	43	608

- INTRO
- 100 YEARS
- THIS IS LSU
- TIGERS**
- COACHES
- REVIEW
- PREVIEW
- RECORDS
- HISTORY
- LSU
- MEDIA



32

Thornton's Top Career Scoring Games

- 1. 7 at Ole Miss, 1/12/08
- 2. 4 at Vanderbilt, 1/19/08
- 3. 2 at Alabama, 2/2/08
- 3. 2 at Auburn, 1/30/08
- 3. 2 vs. Arkansas, 1/26/08
- 6. 1 vs. Georgia, 3/2/08
- 6. 1 vs. Auburn, 1/16/08

Thornton's Career Highs:

- Points: 7, at Ole Miss, 1/12/08
- Rebounds: 9, vs. Arkansas, 1/26/08
- Field Goals Made: 3, at Ole Miss, 1/12/08
- Field Goals Att: 4, at Ole Miss, 1/12/08
- Free Throws Made: 2, at Auburn, 1/30/08
- Free Throws Att: 2, four times
- Assists: 3, at Auburn, 1/30/08
- Blocks: 1, twice
- Steals: 1, at Ole Miss, 1/12/08
- Minutes Played: 36, vs. Arkansas, 1/26/08

Quintin Thornton

Forward • 6-9 • 240 • Senior • IL • Edgewater HS • Orlando, Fla.

Junior Season (2007-08)

After averaging 12.7 minutes a game, 2.7 points and 4.0 rebounds on the Canadian tour, Thornton's first season at LSU was shortened after tearing a pectoral muscle in the weight room, requiring surgery ... He returned to practice on Jan. 8 and played three minutes against Mississippi State the following day ... Would start five games in late January and early February ... Best game came against Ole Miss (1/12) when he scored seven points with eight rebounds in 27 minutes ... Season best rebound total of nine came versus Arkansas on Jan. 29, 2008 ... Played a season-best 36 minutes that night.

Prior to LSU

As a junior in high school, Edgewater HS team won a state title ... Team had a national appearance on ESPN in a high school game telecast ... Ended high school career ranked among the top 35 post players in the country ... At Odessa, average 7.1 points and 8.9 rebounds as a freshman, earning WJCAC Honorable Mention and All-Conference ... Averaged 8.9 points and 7.5 rebounds, making 54 percent of his field goal attempts.

Personal

Nickname is "Q" ... Born in Orlando, Fla. ... Birth date is Sept. 25, 1986 ... Right handed ... Chose LSU "because it's a great school and it's just like home" ... Parents are Vivian Fowler and Ronnie Thornton ... One brother, DJ (4), and a sister, Tenaha (14) ... Anticipated major at LSU is sociology ... Favorite dessert is chocolate cake ... Favorite pro athlete is Amaze Stoudemire and favorite team the Phoenix Suns.



Quintin Thornton's Career Stats

Year	GP-GS	Min/Avg	FG-FGA	Pct.	3FG-FGA	Pct.	FT-FTA	Pct.	Reb.-Avg	PF-FO	Ast	TO	BLK	STL	Pts-Avg.
07-08	17-5	218/12.8	7-13	.538	0-0	.000	5-8	.625	28-1.6	31-0	7	7	2	1	19-1.1
Totals	17-5	214/12.8	7-13	.538	0-0	.000	5-8	.625	28-1.6	31-0	7	7	2	1	19-1.1



Thornton's Game By Game Statistics

2007-08

OPPONENT	MIN	FG	3FG	FT	REB	PF/D	A	TO	BLK	STL	PTS
Miss. State	3	0-0	0-0	0-0	0	1-0	0	0	0	0	0
At Ole Miss	27	3-4	0-0	1-2	8	4-0	2	1	0	1	7
Auburn	30	0-0	0-0	1-2	2	4-0	0	2	0	0	1
At Vanderbilt	19	2-2	0-0	0-0	0	4-0	0	0	0	0	4
Arkansas	36	1-3	0-0	0-0	9	4-0	1	0	0	0	2
At Auburn	20	0-0	0-0	2-2	0	2-0	3	1	1	0	2
At Alabama	9	1-1	0-0	0-0	1	2-0	0	0	0	0	2
Tennessee	4	0-0	0-0	0-0	1	1-0	0	0	1	0	0
At Florida	9	0-0	0-0	0-0	0	1-0	1	0	0	0	0
Kentucky	5	0-0	0-0	0-0	0	1-0	0	1	0	0	0
At Arkansas	6	0-1	0-0	0-0	1	1-0	0	0	0	0	0
Ole Miss	9	0-0	0-0	0-0	1	0-0	0	0	0	0	0
At S. Carolina	2	0-0	0-0	0-0	0	0-0	0	0	0	0	0
Georgia	4	0-1	0-0	1-2	0	0-0	0	0	0	0	1
Alabama	10	0-0	0-0	0-0	1	2-0	0	0	0	0	0
At Miss. State	21	0-1	0-0	0-0	4	4-0	0	1	0	0	0
Vs. S.Carolina	4	0-0	0-0	0-0	0	0-0	0	0	0	0	0
TOTALS	218	7-13	0-0	5-8	28	31-0	7	7	2	1	19



Chris Bass

Guard • 6-0 • 180 • Freshman • HS • Lee Academy Prep (Maine) • Baton Rouge, La

4

Prior to LSU

Played four years as point guard for Carl Parker at Lee Academy ... Team was 25-8 last season with Bass averaging 16.9 points per game and seven assists ... Finished his career with more than 1,000 career points ... Team won 20 games every year he was at Lee and averaged in double-figures all four years.

Personal

Right handed ... Born on July 22, 1988 ... Born in Baton Rouge ... Parents are Charles Joseph and Estelle Bass ... Older brother Brandon Bass was the SEC Freshman of the Year in 2004 and the SEC Player of the Year in 2005 ... Drafted in the second round of the 2005 NBA draft by the New Orleans Hornets and now plays for the Dallas Mavericks ... One sister, Dasha ... Undecided on a major ... Chose LSU because he was "always a fan and dreamed of playing (at LSU).

INTRO

100 YEARS

THIS IS LSU

TIGERS

COACHES

REVIEW

PREVIEW

RECORDS

HISTORY

LSU

MEDIA



Delwan Graham

Forward • 6-5 • 215 • Freshman • Dunwoody High School • Atlanta, Ga.

2

Prior to LSU

Played both football and basketball at Dunwoody ... Played both wide receiver and safety for the football team ... Won the Community Service Award at Dunwoody ... Basketball head coach was Scott Bracco ... Team was the 2008 Regional Champs and made the Georgia Final Four in AAA ... Graham was a second-team selection by the Atlanta Journal Constitution for its Class AAA All-State team ... Last season averaged 19 points and 11 rebounds a contest.

Personal

Born on Oct. 27, 1988, in Fort Worth, Texas ... Full name is Delwan Donte' Graham ... Goes by name Dee ... Parents are Frankie Ish and Doris Palmer ... Two older siblings -- Deonshea Graham and Daneisha Ish ... Undecided on a major at LSU.



Dennis Harris

Forward • 6-10 • 195 • Freshman • HS • Mundy Mills • Jonesboro, Ga.

15

Prior to LSU

Harris earned MVP honors in 2008 for his play in Region 4-5A and was named the 2008 All-Metro Atlanta Naismith Award team and was a 2008 McDonald's All-American Basketball team nominee ... He also played as well on the No. 1 AAU team, the Atlanta Celtics ... Played small forward at Mundy Mills in Jonesboro, Ga., for coach Tu Willingham ... Averaged 21.5 points per game this past season, 12 rebounds and four blocked shots per game ... All-State on the Georgia team selected by the Atlanta Journal-Constitution ... Team advanced to the state final 16 each of the past two years with a record of 36-6 in 2008 and 31-4 in 2007.

Personal

Full name is Dennis Edward Harris ... Born on Dec. 21, 1989 ... Parents are Dennis and Christy Harris ... Carried a 3.6 GPA at Mundy Mills and was on the A/B "Honor Roll" all four years at the school .



Zach Kinsley

Guard/Forward • 6-5 • 200 • Freshman • St. Michael The Archangel HS • Baton Rouge, La.

20

Prior to LSU

Played basketball at St. Michael The Archangel for Coach Elmo Fernandez, earning three letters playing the two, three and four positions ... Broke school season and career rebounding records while leading team in scoring and rebounding for four years ... Third- leading scorer in school history ... Averaged 20 points and nine rebounds ... Team captain junior and senior years ... Leading scorer and rebounder on state AAU team ... Three-time first team All-District, All-State and All-Metro in senior year ... Played on the NIKE Louisiana select team at nationals ... Was a Louisiana nominee for the Wendy's state player awards ... Last year attended St. Thomas More Prep School in Delaware.

Personal

Full name is Zachary Scott Kinsley ... Birthdate is June 9, 1988 ... Born in Baton Rouge ... Parents are Fred and Patti Kinsley ... Two older brothers - Ryan (23) and Josh (24) ... Josh has attended LSU ... Anticipated major at LSU is business ... Was asked to join the team following the walk-on tryouts held in September by the LSU basketball coaching staff.



Storm Warren

Forward • 6-7 • 220 • Freshman • HS • Richwood High School • Monroe, La.

24

Prior to LSU

Played forward for Terry Martin, Sr., at Richwood ... Martin is the father of current LSU player Terry Martin ... McDonald's All-American nominee ... Multi-sport athlete during his high school years, high jumping for the track team while also taking a turn at prep baseball and football ... MVP of the Louisiana Sports Writers Association Class AAA team (third time a member of the team) and member of the All-Tournament team at the Top 28 state tournament ... Team won its district championship the last two years, reaching the Top 28 both times, falling in the championship game this year ... Warren had the rare quadruple-double in a 70-50 Richwood win over Green Oaks during his senior season ... Warren had 27 points, 17 rebounds, 10 blocks and 10 assists.

Personal

Right handed ... Born on Nov. 4, 1988 in Monroe ... Parents are Tammy Goodin and Edward Warren ... Two brothers (Edward, James) and a sister (Candy Goodin) ... Plans to major in business management ... Was a member of the National Honor Society, Science Club and school honor roll ... Said he wanted to come to LSU "the first time I saw the tiger (live mascot Mike VI)."

- INTRO
- 100 YEARS
- THIS IS LSU
- TIGERS**
- COACHES
- REVIEW
- PREVIEW
- RECORDS
- HISTORY
- LSU
- MEDIA

Returning Players vs. 08-09 Opponents

INTRO

100 YEARS

THIS IS LSU

TIGERS

COACHES

REVIEW

PREVIEW

RECORDS

HISTORY

LSU

MEDIA

Alex Farrer

OPPONENT	G	FG	3FG	FT	REB	AST	PTS
Alabama	2	1-5	1-3	2-2	1	1	5
Arkansas	3	7-15	1-5	1-5	6	4	16
Auburn	3	5-9	0-4	0-0	6	5	10
Florida	1	0-2	0-1	4-4	2	6	4
Georgia	1	1-2	0-0	0-0	0	2	2
Kentucky	2	4-11	1-7	0-0	5	1	6
McNeese St.	1	1-4	1-4	2-4	3	0	5
Ole Miss	3	0-5	0-2	2-4	5	2	2
Mississippi St.	3	0-4	0-2	0-0	7	2	0
Nicholls St.	2	1-1	1-1	3-4	1	3	1
Northwestern St.	1	0-0	0-0	1-2	2	0	1
South Carolina	3	4-11	3-7	4-4	9	5	15
Tennessee	2	1-2	0-0	0-0	3	1	2
Texas A&M	1	2-6	1-3	0-0	1	1	5
Vanderbilt	1	3-5	1-3	0-0	1	0	7

Garrett Green

OPPONENT	G	FG	3FG	FT	REB	AST	PTS
Alabama	1	0-0	0-0	0-0	0	0	0
Arkansas	2	0-0	0-0	0-0	1	0	0
Auburn	1	0-1	0-0	0-0	0	0	0
Georgia	1	0-2	0-1	0-0	1	0	0
Kentucky	1	0-1	0-0	0-0	1	0	0
Ole Miss	2	1-6	0-1	0-0	3	0	2
Mississippi St.	2	2-3	0-0	0-0	0	0	4
Nicholls St.	1	2-3	0-0	0-1	5	0	4
Northwestern St.	1	1-3	0-0	0-0	1	0	2
South Carolina	1	1-2	0-1	0-0	1	0	2
Tennessee	1	1-2	1-1	0-0	1	0	3
Texas A&M	1	2-6	0-0	0-0	4	1	4
Vanderbilt	1	1-4	0-0	1-2	2	0	3

Chris Johnson

OPPONENT	G	FG	3FG	FT	REB	AST	PTS
Alabama	3	10-20	3-6	14-14	16	4	37
Arkansas	3	7-19	1-4	3-5	12	3	18
Auburn	2	4-11	0-1	0-0	4	0	8
Florida	3	8-11	2-5	1-1	7	3	19
Georgia	2	3-12	0-2	2-4	15	0	8
Kentucky	2	3-13	0-4	0-0	5	1	4
McNeese St.	3	3-6	0-1	1-2	5	1	7
Ole Miss	2	5-11	0-0	2-3	16	1	12
Mississippi St.	3	12-25	1-4	0-2	14	2	25
Nicholls St.	3	12-19	0-5	7-8	8	1	31
South Carolina	2	10-18	2-7	4-4	24	0	26
Southeastern La.	1	1-4	0-2	0-0	2	0	2
Tennessee	2	9-16	1-5	1-1	12	1	20
Texas A&M	1	0-0	0-0	0-0	1	0	0
Vanderbilt	1	0-0	0-0	0-0	0	0	0

Terry Martin

OPPONENT	G	FG	3FG	FT	REB	AST	PTS
Alabama	4	9-30	4-14	4-4	10	8	26
Arkansas	4	14-43	8-28	7-10	10	3	43
Auburn	4	15-33	9-21	3-8	10	5	42
Florida	2	10-22	4-11	4-6	3	3	28
Georgia	2	6-13	4-7	0-0	3	0	16
Kentucky	2	12-27	4-11	0-0	4	4	28
McNeese St.	1	5-10	1-3	0-2	5	2	11
Ole Miss	4	9-26	6-16	4-6	8	11	28
Mississippi St.	4	13-37	4-20	0-0	11	4	30
Nicholls St.	1	2-4	0-1	0-0	2	1	4
Northwestern St.	1	5-11	3-6	2-2	3	4	15
South Carolina	4	5-16	3-11	1-3	10	7	14
Southeastern La.	1	2-7	0-2	2-2	4	3	6
Tennessee	3	11-23	6-15	4-4	9	2	27
Texas A&M	1	3-8	0-3	0-0	2	1	6
Vanderbilt	2	3-8	1-4	0-0	4	1	7

Tasmin Mitchell

OPPONENT	G	FG	3FG	FT	REB	AST	PTS
Alabama	4	25-46	6-12	5-7	11	7	61
Arkansas	4	21-43	0-7	6-8	21	8	48
Auburn	4	18-36	3-10	7-10	18	8	46
Florida	3	17-33	3-11	8-9	16	4	45
Georgia	2	5-17	1-3	5-6	10	3	16
Kentucky	2	9-26	4-9	7-12	9	2	29
Louisiana-Lafayette	1	7-12	1-4	1-2	11	3	16
McNeese St.	3	17-37	5-11	13-18	28	7	42
Ole Miss	4	20-50	5-17	16-21	27	7	61

Mississippi St.	4	16-45	2-12	8-12	24	13	42
Nicholls St.	2	7-19	3-6	4-5	19	2	21
South Carolina	2	14-22	1-4	12-14	9	6	41
Southeastern La.	1	3-6	0-1	0-0	2	3	6
Tennessee	2	12-22	3-6	9-12	12	5	36
Texas A&M	2	6-21	1-5	4-4	16	4	17
Vanderbilt	3	19-40	5-13	2-4	16	8	45

Bo Spencer

OPPONENT	G	FG	3FG	FT	REB	AST	PTS
Alabama	2	1-3	1-2	0-0	0	1	3
Auburn	2	1-2	0-0	0-0	0	0	2
Arkansas	2	1-8	1-5	1-2	3	2	4
Florida	1	0-1	0-0	0-0	0	2	0
Georgia	1	0-3	0-1	0-0	0	1	0
Kentucky	1	0-0	0-0	0-0	0	0	0
Ole Miss	2	2-6	1-2	0-0	2	1	5
Mississippi St.	2	0-7	0-5	0-0	4	2	0
McNeese St.	1	0-0	0-0	2-2	1	0	2
Northwestern St.	1	2-5	0-1	5-7	3	3	9
Nicholls St.	1	3-8	3-7	2-2	4	3	11
South Carolina	1	0-1	0-1	0-0	0	1	0
Southeastern La.	1	3-3	1-1	0-0	1	2	7
Tennessee	1	0-2	0-2	0-0	3	0	0
Texas A&M	1	1-5	0-2	0-0	1	4	2
Vanderbilt	1	2-4	0-0	0-0	1	0	4

Garrett Temple

OPPONENT	G	FG	3FG	FT	REB	AST	PTS
Alabama	6	12-38	3-17	6-7	22	31	27
Arkansas	6	15-40	4-20	5-8	23	24	39
Auburn	6	13-34	6-20	15-19	28	30	47
Florida	4	9-20	3-12	11-14	15	14	32
Georgia	3	6-19	2-9	4-7	10	8	18
Louisiana-Lafayette	1	2-9	0-5	0-0	7	5	4
McNeese St.	3	11-21	4-7	5-6	6	7	17
Ole Miss	6	12-33	7-18	4-6	25	25	32
Mississippi St.	6	14-34	4-11	6-7	17	18	38
Nicholls St.	3	11-21	4-12	0-2	11	11	26
Northwestern St.	1	1-2	0-0	2-2	6	2	4
South Carolina	4	9-24	2-8	2-2	18	12	22
Southeastern La.	1	0-1	0-1	0-2	1	1	0
Tennessee	4	8-20	1-9	7-7	24	15	27
Texas A&M	3	7-16	3-9	9-11	10	8	34
Vanderbilt	4	11-25	7-18	10-11	12	13	39

Marcus Thornton

OPPONENT	G	FG	3FG	FT	REB	AST	PTS
Alabama	2	17-36	8-19	7-8	7	6	49
Arkansas	2	8-23	4-9	2-2	6	0	22
Auburn	2	22-43	14-31	7-8	13	21	65
Florida	1	8-11	4-7	0-0	3	1	20
Georgia	1	12-21	5-7	7-12	10	2	36
Kentucky	1	4-14	1-4	0-0	5	1	9
McNeese St.	1	8-16	2-8	6-7	3	2	24
Ole Miss	2	15-35	7-20	5-8	7	3	42
Mississippi St.	2	15-41	8-18	12-13	11	0	50
Nicholls St.	1	9-15	4-8	2-3	6	1	24
Northwestern St.	1	7-15	4-10	4-5	5	2	22
South Carolina	2	10-26	5-18	6-6	13	3	31
Southeastern La.	1	8-14	4-7	7-9	2	2	27
Tennessee	1	5-11	1-4	1-2	7	0	12
Texas A&M	1	5-16	0-3	2-2	7	0	12
Vanderbilt	1	10-21	2-6	5-6	6	2	27

Quintin Thornton

OPPONENT	G	FG	3FG	FT	REB	AST	PTS
Alabama	2	1-1	0-0	0-0	2	0	2
Arkansas	2	1-4	0-0	0-0	10	1	2
Auburn	2	0-0	0-0	3-4	2	3	3
Florida	1	0-0	0-0	0-0	0	1	0
Georgia	1	0-1	0-0	1-2	0	0	1
Kentucky	1	0-0	0-0	0-0	0	0	0
Ole Miss	2	3-4	0-0	1-2	9	2	7
Mississippi St.	2	0-1	0-0	0-0	4	0	0
South Carolina	2	0-0	0-0	0-0	0	0	0
Tennessee	1	0-0	0-0	0-0	1	0	0
Vanderbilt	1	2-2	0-0	0-0	0	0	4

- INTRO
- 100 YEARS
- THIS IS LSU
- TIGERS**
- COACHES
- REVIEW
- PREVIEW
- RECORDS
- HISTORY
- LSU
- MEDIA



1
Tasmin Mitchell
 Forward • 6-7 • Jr. – 2L
 Denham Springs, La.
 Denham Springs HS



2
Delwan Graham
 F • 6-5 • 215 • Fr. – HS
 Atlanta, Ga.
 Dunwoody HS



3
Garrett Green
 F • 6-10 • 215 • So. – IL
 Woodland Hills, Calif.
 Taft HS



4
Chris Bass
 G • 6-0 • 180 • Fr. – HS
 Baton Rouge, La.
 Lee Academy Prep



5
Marcus Thornton
 G • 6-4 • 205 • Sr. – IL
 Baton Rouge, La.
 Kilgore College



11
Bo Spencer
 G • 6-1 • 185 • So. – IL
 Baton Rouge, La.
 Glen Oaks HS



13
Terry Martin
 G • 6-6 • 210 • Sr. – 2L
 Monroe, La.
 Texas Tech



14
Garrett Temple
 G • 6-6 • 190 • Sr. -3L
 Baton Rouge, La.
 University HS



15
Dennis Harris
 F • 6-10 • 195 • Fr – HS
 Jonesboro, Ga.
 Mundy's Mills HS



20
Zach Kinsley
 G • 6-5 • 200 • Fr. – HS
 Baton Rouge, La.
 St. Michael The Archangel



21
Chris Johnson
 C • 6-11 • 210 • Sr. – 3L
 Montross, Va.
 Laurinburg Prep



24
Storm Warren
 F • 6-7 • 220 • Fr. – HS
 Monroe, La.
 Richwood HS



30
Alex Farrer
 G • 6-5 • 205 • Jr. – 2L
 Phoenix, Ariz.
 St. Mary's HS



32
Quintin Thornton
 F • 6-9 • 240 • Sr. – IL
 Orlando, Fla.
 Odessa College

Coaching Staff



Trent Johnson
 HEAD COACH
 First Season
 Boise State, '86



Donny Guerinoni
 ASSISTANT COACH
 First Season
 Nevada, '01



Keith Richard
 ASSISTANT COACH
 First Season
 Louisiana-Monroe, '82



Brent Scott
 ASSISTANT COACH
 First Season
 Rice, '03



Chris Bobel
 BASKETBALL OPERATIONS
 First Season
 Stanford, '07



Coaches of the SEC Era

- INTRO
- 100 YEARS
- THIS IS LSU
- TIGERS
- COACHES**
- REVIEW
- PREVIEW
- RECORDS
- HISTORY
- LSU
- MEDIA



Harry Rabenhorst
 1925-42; 45-57
 29 Seasons
 Record: 340-264



Dale Morey
 1942-44
 2 Seasons
 Record: 28-19



Jess FATHERree
 1944-45
 1 Season
 Record: 11-7



A.L. Swanson
 1944-45
 1 Season
 Record: 4-2



Jay McCreary
 1957-65
 8 Seasons
 Record: 82-115



Frank Truitt
 1965-66
 1 Season
 Record: 6-20



Press Maravich
 1966-72
 6 Seasons
 Record: 76-86



Dale Brown
 1972-97
 25 Seasons
 Record: 448-301




John Brady
 1997-2008
 11 seasons
 Record: 192-139



Butch Pierre
 2007-08
 1 season
 5-5



Dale Brown



Press Maravich

By Chronological Order

YEARS	COACH (ALMA MATER)	SEASONS	GAMES	W-L	PCT.
1908-09	E. R. Wingard (Susquehanna)	1	7	5-2	.714
1909-11	J. W. Mayhew (Brown)	2	15	11-4	.733
1911-13	F. M. Long (Oklahoma)	2	15	6-9	.400
1913-18; 19-20	Dr. C. C. Stroud (Tufts)	6	103	82-21	.796
1918-19	R. E. Edmonds (LSU)	1	1	1-0	1.000
1920-21	Branch Bocock (Georgetown)	1	23	19-4	.826
1921-23	Frank "Tad" Gormley (Loyola)	2	36	25-11	.694
1923-24	"Moon" Ducote (Auburn)	1	20	8-12	.400
1924-25	H. E. "Gob" Wilson (Michigan)	1	17	10-7	.588
1925-42; 46-57	Harry Rabenhorst (Wake Forest)	29	604	340-264	.563
1942-44	Dale Morey (LSU)	2	47	28-19	.596
1944-45	Jessee Fatherree (LSU)	1	18	11-7	.611
1944-45	*A. L. Swanson (LSU)	1	6	4-2	.667
1957-65	Jay McCreary (Indiana)	8	197	82-115	.416
1965-66	Frank Truitt (Otterbein)	1	26	6-20	.231
1966-72	Press Maravich (Davis-Elkins)	6	162	76-86	.469
1972- 97	Dale Brown (Minot St.)	25	749	448-301	.598
1997- 98	John Brady (Belhaven)	11	331	192-139	.566
2007-08	*Butch Pierre (Miss. State)	1	10	5-5	.500
2008-09	Trent Johnson (Boise State)				
1908-2008	20 coaches	100	2387	1359-1028	.569

* Fatherree left LSU to join the U. S. Army with five games plus the tournament remaining in the 1944-45 season. Swanson replaced him for the balance of the year. Butch Pierre replaced John Brady who was relieved of his coaching duties with 10 games remaining in the 2008 season.

By Wins

COACH	SEASONS	GAMES	W-L	PCT.
Dale Brown	25	749	448-301	.598
Harry Rabenhorst	29	604	340-264	.563
John Brady	11	331	192-139	.566
Dr. C. C. Stroud	6	103	82-21	.796
Jay McCreary	8	197	82-115	.416
Press Maravich	6	162	76-86	.469
Dale Morey	2	47	28-19	.596
Frank "Tad" Gormley	2	36	25-11	.694
Branch Bocock	1	23	19-4	.826
J. W. Mayhew	2	15	11-4	.733
Jessee Fatherree	1	18	11-7	.611
H. E. "Gob" Wilson	1	17	10-7	.588
"Moon" Ducote	1	20	8-12	.400
F. M. Long	2	15	6-9	.400
Frank Truitt	1	26	6-20	.231
E. R. Wingard	1	7	5-2	.714
Butch Pierre	1	10	5-5	.500
A. L. Swanson	1	6	4-2	.667
R. E. Edmonds	1	1	1-0	1.000

All-Time Assistant Coaches

Don Chaney -- 1950s
 Don Kennard -- 1958-61
 Buddy Bonnette -- 1961-62
 Greg Bernbrock -- 1964-72
 Jay McCreary -- 1965-72
 Jeff Tribbett -- 1971-72
 Jack Schalow -- 1972-74
 Homer Drew -- 1972-75
 Clarence Christenson -- 1972-75
 Art Tollis -- 1974-81
 Bob Stinnett -- 1975-77

Ron Abernathy -- 1976-91
 Rick Huckabay -- 1978-83
 Jordy Hultberg -- 1980-83
 Tex Winter -- 1983-1985
 Gary Duhe -- 1983-1985
 Bo Bahnsen -- 1983-1987
 Johnny Jones -- 1984-97
 Craig Carse -- 1987-1994
 Joe Johnson -- 1987-88
 Jim Childers -- 1988-96
 Bob Starkey -- 1991-98

Ari Fisher -- 1993-97
 Bob Boyd -- 1996-97
 Ricky Blanton -- 1996-97
 Kermit Davis, Jr. -- 1997-02
 Butch Pierre -- 1997-08
 Donnie Tyndall -- 1997-01
 Scott Osborne -- 1998-00
 Mike Giorlando -- 2001-2004
 Rickey Broussard -- 2002-04
 Larry Cordaro -- 2002-04
 Nikita Johnson -- 2004-07

John Treloar -- 2004-08
 Scott Soprych -- 2004-07
 Chad Dollar -- 2007-08
 Jeff Clapacs -- 2007-08
 Keith Richard -- 2008-
 Donny Guerinoni -- 2008-
 Brent Scott -- 2008-
 Chris Boble -- 2008-

* - Assistant Coaches Roster at LSU (including where available graduate assistants, administrative assistants/director of operations)

- INTRO
- 100 YEARS
- THIS IS LSU
- TIGERS
- COACHES**
- REVIEW
- PREVIEW
- RECORDS
- HISTORY
- LSU
- MEDIA

INTRO

100 YEARS

THIS IS LSU

TIGERS

COACHES

REVIEW

PREVIEW

RECORDS

HISTORY

LSU

MEDIA



Trent Johnson

Head Coach • First Season at LSU • 10th Season as Head Coach

While it's true that the background of Trent Johnson, who was selected the 20th head men's basketball coach at LSU on April 10, 2008, may not have truly been known by casual basketball fans, those who are students of the game knew this was a quality coaching hire with a resume' of success that was unequaled.

The record of success shows that this is a fierce competitor who exudes toughness and demands it of his players. But while making those demands, he is devoted to his players and very protective of his team. His loyalty to his former players is evident by the fact that two of his former players are now members of the LSU coaching staff.

Trent Johnson is a program builder. He is the newest link to the 100-year tradition that is LSU men's basketball, visiting with former players and coaches to bring together the past, the present and the future of the program.

Johnson is charged also with the development of athletes both on and off the court and off the court he is working hard to make sure student-athletes understand the "student" part of their days at LSU. As he has proven in head coaching tenures at Nevada and Stanford, he has developed not just successful athletes and winning basketball teams, but young men who are having success in life.

In his nine years combined as a

Division I head coach at both Stanford and Nevada, he has won 159 games and taken teams the last six years to post-season play, including four NCAA appearances.

Johnson, who also served as a Stanford assistant from 1996-99, made an immediate impact when he returned as the head coach at The Farm in 2004. He was the only head coach in Stanford history to guide the Cardinal to the postseason in each of his first four seasons, with three NCAA Tournament berths in those four years including a trip to the NCAA Sweet 16 this past year.

This past year he took the Cardinal to a 28-8 overall record, earning a No. 3 seed in the NCAA Tournament. Stanford had wins over 22nd-ranked USC, 22nd-ranked Arizona State and an overtime victory at No. 9 Washington State during the course of the year. Stanford finished 13-5 in the Pac-10, finishing second to UCLA, earning Johnson Pac-10 Coach of the Year honors.

In Johnson's first season at Stanford (2005), he displayed his





- INTRO
- 100 YEARS
- THIS IS LSU
- TIGERS
- COACHES**
- REVIEW
- PREVIEW
- RECORDS
- HISTORY
- LSU
- MEDIA

Sweet 16

Trent Johnson took his 2008 Stanford Cardinal to the NCAA Sweet 16.

leadership in the face of adversity as Stanford dealt with a season-ending injury to its leading scorer while having only nine healthy players able to compete at the end of the year. Despite the obstacles, Johnson helped lead the Cardinal to its 11th consecutive NCAA Tournament appearance and a third-place finish in the Pac-10.

In 2007, the Cardinal squad again reached the NCAA Tournament taking sixth place in one of the nation's top conferences. Included in five wins over Top 25 clubs was a 75-68 win over No. 2 UCLA when Stanford overcame a 17-point deficit.

Johnson at Stanford developed great players both on and off the floor, headlined by the Lopez twins who were both first round selections in the 2008 National Basketball Association draft. Brook was the 10th selection of the New Jersey Nets and Robin was the 15th selection of the Phoenix Suns. Several student athletes in his Stanford tenure have also earned academic honors, including Dan Grunfeld who made the CoSIDA/ESPN The Magazine Academic All-American team twice. In 2005, four of the five first team Pac-10 All-Academic spots went to Cardinal players.

Johnson's first college head coaching position came at Nevada as he revitalized the Wolfpack program in his five years there (1999-04). It was there that Johnson displayed his coaching and recruiting expertise as he transformed the struggling

Nevada program to a conference powerhouse.

Prior to his arrival Nevada has never won an NCAA Tournament game. In 2003, Johnson was named the Western Athletic Conference Coach of the Year when his team won 18 games, advanced to the championship of the WAC Tournament and an NIT bid. In 2004 his team posted a school record tying mark of 25 wins, tied for the first time for the WAC regular season title and won the WAC Tournament Championship. Nevada posted upset victories in the 2004 NCAA Tournament over Michigan State and Gonzaga before being edged by national runner-up Georgia Tech in the Sweet 16.

His success at Nevada including the recruitment and development of standouts Kirk Snyder and Nick Fazekas. Snyder, a WAC Player of the Year, was the 16th player chosen in 2004 by Utah. Fazekas was a three-time WAC POY who was drafted by the Dallas Mavericks.

Johnson's three years as a Stanford assistant before becoming a head coach coincided with the start of one of the most successful runs in school history. The Cardinal advanced to the NCAA Final Four in 1998 and twice (1997, 1998) reached the Sweet Sixteen. The Coach contributed to the development and recruitment of some of Stanford's greatest players including future NBAers Brevin Knight, Mark Madsen,

The Johnson File

Year:	First
Birth Date:	September 12, 1956
Birthplace:	Berkeley, Calif.
Hometown:	Seattle, Wash.
High School:	Franklin HS
College:	Boise State ('86)
Wife:	Jackie
Children:	Tinishia (25), Terry (22)

College Coaching Experience:

1986-89	Assistant Coach	Utah
1989-92	Assistant Coach	Washington
1992-96	Assistant Coach	Rice
1996-99	Assistant Coach	Stanford
1999-04	Head Coach	Nevada
2004-08	Head Coach	Stanford
April 10, 2008	Head Coach	LSU

Head Coaching Record:

Nevada			
YEAR	OVERALL	WAC	POSTSEASON
1999-00	9-20	6-10	
2000-01	10-18	3-13	
2001-02	17-13	9-9	
2002-03	18-14	11-7	NIT First Round
2003-04	25-9	13-5	NCAA Sweet 16
			WAC Tourn. Championship
Total	79-74	42-44	

Stanford			
YEAR	OVERALL	PAC-10	POSTSEASON
2004-05	18-13	11-7	NCAA First Round
2005-06	16-14	11-7	NIT Second Round
2006-07	18-13	10-8	NCAA First Round
2007-08	28-7	13-5	NCAA Sweet 16
Total	80-47	45-27	
Overall	159-121	87-71	

INTRO

100 YEARS

THIS IS LSU

TIGERS

COACHES

REVIEW

PREVIEW

RECORDS

HISTORY

LSU

MEDIA

Casey Jacobsen and Jarron and Jason Collins.

Before his stint at Stanford, Johnson served as an assistant coach at Utah from 1986-89, Washington (1989-92) and Rice (1992-96). At Washington, he recruited 1992 Pac-10 Freshman of the Year, Mark Pope, and at Utah he signed Josh Grant, the 1990 WAC MVP and Naismith Award finalist.

Johnson got his coaching start at the prep level, serving as an assistant coach at Boise High School from 1980-85. While at Boise High School, Johnson coached the sophomore "B" team while also serving as an assistant to Greg Hordemann on the varsity squad.

During his successful playing career at Boise State (1974-78), Johnson finished in the top 10 in scoring and rebounding. In 1976 the Broncos won the Big Sky Tournament and advanced to the NCAA Tournament. In his junior year, Johnson was named Boise State's Most Improved Player and in his final season was named All-Big Sky.

Johnson earned his Bachelor of Science degree in Physical Education from Boise State in 1986.

Johnson also played professionally for the Washington Lumberjacks of the Western Basketball League.

He has also served on the National Association of Basketball Coaches (NABC) Special Committee on Recruiting and Access. This committee is comprised of a select group of prominent coaches who suggest ways to provide a more equitable and informational recruiting process for the potential student-athlete and to enhance the educational opportunities for student-athletes while in college.

Johnson, who was born in Berkeley, Calif., and calls Seattle, Wash., his home, is married to Jackie and they have two children: a daughter, Tinishia, 25, and a son, Terry, 22.

Johnson brings a wealth of experience to his new job at LSU. He also brings a knowledge of the game that will excite longtime fans of LSU basketball looking for a new beginning to the program. He understands that as LSU basketball celebrates its 100th anniversary there is a tradition and history of the program that he wants everyone to help him embrace. He sees the potential of the program and can't wait to put his mark on it.

More than anything, he can't wait to be on the floor coaching players in the game of basketball and the game of life -- this time in the Purple and Gold of LSU.



Trent Johnson with wife Jackie, daughter Tinishia, 25, and son Terry, 22.



Experience Counts

Trent Johnson comes to LSU with nine years as a Division I head coach, five at Nevada and four at Stanford.



Donny Guerinoni

Assistant Coach • First Season

Donny Guerinoni continues his long association with LSU head coach Trent Johnson as he joins him on the LSU staff after four years with Johnson on the coaching staff at Stanford.

Guerinoni served in a basketball operations role with the Cardinal program for two years before being promoted to The Cardinal's assistant coach prior to the 2005-06 season. He is expected to continue at LSU with many of the duties he had at Stanford such as recruiting, scouting and game preparation. He also served as the guard position coach for The Cardinal and will continue many of these same duties for Coach Johnson at LSU.

Guerinoni's history with Coach Johnson goes beyond his coaching years at Stanford as he was Johnson's first recruit at Nevada.

Prior to Stanford, Guerinoni served for two years as an assistant coach at his junior college alma mater, West Valley. During that time, Guerinoni worked under Danny Yoshikawa while attending graduate school at San Jose State.

A native of Sebastopol, Calif., Guerinoni earned league MVP and first team all-state honors while helping guide West Valley College to a pair of league championships under the tutelage of respected head coach Bob Burton.

Guerinoni had a top notch career at Nevada as a player where he earned Western Athletic Conference All-Academic honors and was the top three-pointer shooter at the school. His Wolf Pack career was highlighted by making seven of nine three-pointers in an 86-85 thriller against Montana on Nov. 25, 2000 - an effort that ranked as one of the top shooting performances in the country from the arc during that season.

Guerinoni received his B.A. in business marketing from Nevada in 2002.



The Guerinoni File

Year at LSU:	First
Age:	30
Hometown:	Sebastopol, Calif.
College:	Nevada, 2001

College Coaching Experience:

2002-04	Assistant Coach	West Valley Junior College
2004-06	Basketball Operations	Stanford
2006-08	Assistant Coach	Stanford
June 2008	Assistant Coach	LSU

INTRO

100 YEARS

THIS IS LSU

TIGERS

COACHES

REVIEW

PREVIEW

RECORDS

HISTORY

LSU

MEDIA

- INTRO
- 100 YEARS
- THIS IS LSU
- TIGERS
- COACHES**
- REVIEW
- PREVIEW
- RECORDS
- HISTORY
- LSU
- MEDIA



Keith Richard

Assistant Coach • First Season



When Trent Johnson took to the podium on his first day as the LSU head coach and was asked about possible assistant coach candidates for his staff, Johnson left very little doubt whom he would want to hire as one of his assistant coaches, a man Johnson knew well from many contests when the two of them were competing head coaches in the Western Athletic Conference.

Keith Richard jumped at the chance to return to his native Baton Rouge and has joined Johnson in his quest to continue the success of LSU basketball as it enters its second 100 years.

Richard joins the LSU staff after 13 years at Louisiana Tech in Ruston that began in the 1994-95 season when he served the first of four years as an assistant coach. During those four years, Richard helped put the program back on a solid foundation and made the Bulldogs competitive on a national level.

He was named the head coach of the Bulldogs in 1999 where he compiled a 150-117 record through the 2006-07 season. His first team captured a Sun Belt conference regular season championship in 1999 with a 19-9 record and won 20 or more games in 2000 (21-8), 2002 (22-10) and 2006 (20-13). The 2002 and 2006 teams both advanced to post-season play in the National Invitation Tournament.

Richard became known as a strong recruiter of state talent during his time at Tech, gathering such top recruits Lonnie Cooper, Gerrod Henderson, Antonio Meeking and NCAA rebound champ Paul Millsap, now playing for the Utah Jazz of the NBA.

Prior to his Louisiana Tech years, Richard spent five years as an assistant coach at Louisiana-Monroe, where he helped guide the Warhawks to four Southland Conference championships.

Richard also spent three seasons at Marshall University, serving the first season as a volunteer assistant coach followed by two seasons as an assistant coach. Before heading to Marshall, Richard spent two seasons as a graduate assistant at his alma mater, Louisiana-Monroe.

He picked up two diplomas at ULM, receiving his bachelor's degree in

general business in 1982 and his master's in guidance and counseling in 1986. Richard played basketball for ULM from 1978-82, starting as a junior and senior and helping lead the Indians to its first-ever NCAA Tournament appearance in 1982.

A native of Baton Rouge, La., Richard attended Redemptorist High School, where he was a three-year starter and earned first-team All State honors as a junior and a senior. During his sophomore season, Redemptorist reached the semifinals of the state tournament before winning back-to-back state titles his junior and senior years. The Wolves went 102-12 from 1975-78 with Richard playing point guard. Richard was inducted into the Redemptorist High School Hall of Fame in 2004.

Richard and his wife Holly have three children: Luke (17), Lance (14) and Lexie (12).

The Richard File

Year at LSU:	First
Birth Date:	Jan. 10, 1960
Age:	48
Hometown:	Baton Rouge, La.
Wife:	Holly
Children:	Luke (17), Lance (14), Lexie (12)
College:	Louisiana-Monroe, '82 (BA), '86 (Masters)

College Coaching Experience:

1984-86	Graduate Assistant Coach	Louisiana-Monroe
1986-89	Assistant Coach	Marshall
1989-94	Assistant Coach	Louisiana-Monroe
1994-98	Assistant Coach	Louisiana Tech
1998-07	Head Coach	Louisiana Tech
May 2008	Assistant Coach	LSU



Brent Scott

Assistant Coach • First Season

Brent Scott comes to LSU to join Coach Trent Johnson's LSU staff after one year as an assistant basketball coach at Rice University.

Scott has a tremendous background as a star college player at Rice and a recently concluded stellar 14-year career as a professional basketball player that took Scott to many parts of the world.

Scott, a Lansing, Mich., native, was originally recruited to Rice by then assistant coach Willis Wilson with whom he coached with this past year at Rice when Wilson was the head coach. Scott proved to be a perfect fit with the Owls as he finished his collegiate career as the Owls' all-time leading scorer (1,906) and rebounder (1,049), totals that still rank second in both categories. He was a three-time second-team All-Southwest Conference selection (1991, 1992, and 1993) and he led the team in scoring his sophomore (16.9) and junior (15.8) years. During his senior season, Scott averaged a career-high 17.3 points per game. He came to Rice after averaging 17 points and 10 boards for the Everett (H.S.) Vikings in 1989.

Also while at Rice, he was a member of the U.S. Junior National Team that won gold at the 1991 World Junior Championship in Edmonton, Canada and won the Tournament of the Americas in Montevideo, Uruguay.

Scott's professional career included 16 professional teams and eight professional leagues in five countries over 14 years. He was the 82nd pick in the 1993 CBA draft by Rapid City, but ended up playing for Larissa (Greece) in 1994 and 1995. In the summer of 1995, he played for the Miami Tropics in the USBL where he averaged 22.8 points per game and 12 rebounds.

For the 1996 season, he played in Italy with Libertas Forli (16.5 ppg) and during the 1996 USBL season, averaged a league-high 29.8 points per game with a 13.0 rebound average for the Portland Mountain Cats.

He played in the National Basketball Association in 1997 with the Indiana Pacers as well as the Atlantic City Seagulls in the USBL. He also played in Europe in 1997 with Taugres Saski Baskonia Vitoria in Spain (14 ppg) and the next season played for the Reggio Calabria team in Italy (19.8 ppg). He returned to Spain for the 1999-2000 season with the famed Real Madrid team has averaged over 10 points as Real Madrid captured the Spanish National Championship.

After another season with Reggio Calabria (19.9 ppg), he played in 2002 for Pallalcesto Amatori Udine in Italy where he averaged 12.2 points and in 2003 he played for PAOK Thessaloniki in Greece, averaged 15.3 points a contest. In 2004 and 2005, he returned to play in Spain and split time in 2006 between teams in Spain and Poland. In his final professional season, Scott played for AEK Athens (Greece) and average 10.4 points per game and 6.2 boards in 36 games.

In all he played 13 years with First Division level European teams. He played in the 1994 Greek, 1997 Spanish and the 1998 and 2001 Italian All-Star Games. He was a first team USBL member in 1997.

After retiring from pro ball, he returned to his alma mater to begin his coaching career. He earned his B.A. degree from Rice in kinesiology in 2003. Brent and his wife, Brooke, have two daughters, Brekayla (10) and Berklee (6).



The Scott File

Year at LSU: First
 Birthdate: June 15, 1971
 Age: 37
 Hometown: Lansing, Mich.
 College: Rice, 2003
 Wife: Brooke
 Children: Brekayla (10), Berklee (6)

College Coaching Experience:

2007-08	Assistant Coach	Rice
July 2008	Assistant Coach	LSU

INTRO

100 YEARS

THIS IS LSU

TIGERS

COACHES

REVIEW

PREVIEW

RECORDS

HISTORY

LSU

MEDIA

- INTRO
- 100 YEARS
- THIS IS LSU
- TIGERS
- COACHES**
- REVIEW
- PREVIEW
- RECORDS
- HISTORY
- LSU
- MEDIA



Chris Bobel

Director of Basketball Operations • First Season

LSU Head Coach Trent Johnson has brought Chris Bobel with him from Stanford to LSU and Bobel will take over the Director of Basketball Operations position at LSU.

Bobel served as a video coordinator and coaching intern last season at Stanford. At Stanford, Bobel coordinated film exchange and opponent scouting in addition to assisting with all other aspects of the Stanford men's basketball program. Bobel also served as assistant camp director during his three seasons with the Stanford basketball program.

Bobel was a walk-on member of the Stanford men's basketball squad in 2007. He was invited by Coach Johnson to join the team because of his toughness and athletic ability.

Prior to earning a playing jersey for Stanford, Bobel served as the program's student recruiting coordinator during the 2005-06 campaign. Bobel also served as the head coach for the freshman team at Palo Alto High School and an assistant coach with the varsity team.

Bobel, a native of Palo Alto, Calif., is a 2002 graduate of Palo Alto High School where he was a three-year letterman and a two-year captain of the basketball team. Bobel was a two-time all-league selection and received the team's Most Inspirational and Coaches Award honors as a senior where he averaged 12.0 points and three rebounds a game. He graduated with a bachelor of science in Management Science and Engineering from Stanford in 2007.



2008-09 Managers

Sitting (Left to Right): Adlai Stevenson, Jeremiah Frigo (head manager), Donald Reyes (head manager).
 Standing (Left to Right): Zach Kendrick, Jerriel Brazile, John Daniel



Pam LeBlanc
Secretary



Donald Reyes
Head Manager



Joshua Howard
Student Office Assistant



Brittany LeGenre
Student Office Assistant



Jeremy Swanson
Student Trainer

- INTRO
- 100 YEARS
- THIS IS LSU
- TIGERS
- COACHES**
- REVIEW
- PREVIEW
- RECORDS
- HISTORY
- LSU
- MEDIA



Juan Pablo Reggiardo

Basketball Strength and Conditioning Coordinator • First Season

Juan Pablo Reggiardo, after four seasons with Coach Trent Johnson as the strength and conditioning coach for the Stanford Cardinal team, has joined Coach Johnson as the strength and conditioning coach for the LSU men's basketball team.

Reggiardo designs and implements all aspects of the players' strength and speed development programs throughout the year in addition to overseeing their nutritional needs.

Prior to his tenure at Stanford, Reggiardo served as Director of Athletics for the Riekes Center for Human Enhancement, a non-profit program for adolescents in Menlo Park.

At the Riekes Center, Reggiardo was responsible for overseeing the development of all of the programs within the athletic department, as well as directing its Pinnacle and Synergy programs, which serviced collegiate and professional athletics. Reggiardo worked at the Riekes Center since 1999 and served as Director of Athletics from 2002-2004.

Reggiardo received a B.S. in Physiological Sciences, with an emphasis in Exercise Physiology and Psychology, from Arizona in 1998. He is a Certified Strength and Conditioning Specialist through the National Strength and Conditioning Association, a United States Weightlifting Federation Certified Club Coach and a United States Track and Field Level I Coach.



Shawn Eddy

Head Basketball Trainer • Fourth Season • 13th year at LSU

Shawn Eddy enters his fourth year as the head trainer for the LSU men's basketball program.

Prior to joining the basketball program, he served nine years as the head baseball trainer at Alex Box Stadium for the LSU Baseball Tigers.

This is Eddy's 13th season at LSU, arriving in July of 1996 from Vanderbilt University, where he worked as a graduate assistant trainer for two years. He was promoted to senior associate athletic trainer in 2005 and also oversees training activities for the soccer and women's golf programs. He also is the supervisor for the daily training activities in the Dr. Martin J. Broussard training center, LSU's state-of-the-art training facility attached to Tiger Stadium.

Eddy earned a bachelor's degree in exercise physiology in 1994 from the University of West Virginia. He also earned a master's degree from Vanderbilt in health promotion and education.

The 37-year-old Eddy was born on Nov. 23, 1971.



INTRO

100 YEARS

THIS IS LSU

TIGERS

COACHES

REVIEW

PREVIEW

RECORDS

HISTORY

LSU

MEDIA



Marcus Thornton

Not since Anthony Wilson in the first year of the three-point shot in 1987 had an LSU player hit 90 treys in a season. But the junior college transfer who prepped in Baton Rouge, hit 90 treys, had 38 points twice with 17 games over 20 points, earning second team All-SEC honors.

Although the college basketball season is a journey from October through March, the defining moments of the 2007-08 season were set in stone early in the year.

Those moments led to a long and winding LSU journey that finished with some renewed hope as the first 100 years of the program came to a close.

The first defining moments became apparent early in opening wins over Southeastern Louisiana and McNeese State as junior forward Tasmin Mitchell struggled with his cuts and moves to the goal that had become so commonplace in his first two years. Mitchell tried to go in the first game of the Maui Invitational but only played six minutes in obvious pain. He was later diagnosed as having a stress fracture in the lower ankle that would require surgery. His loss was felt throughout the year.

One of the other defining moments came in the Big East/SEC Challenge and it definitely went the wrong way for the Tigers as LSU was unable to hold a large double-digit lead on the home floor of the Villanova Wildcats, losing 68-67. It was a loss the team never could shake as the season went on.

But even in a season like 2008, LSU had some bright moments:

Anthony Randolph

The raw freshman talent from Dallas grew in ability and confidence quickly and averaged almost 17 points and over nine rebounds in SEC play, earning freshman of the week honors in the league an LSU record four times. He was a unanimous All-SEC freshman selection and an honorable mention All-SEC choice.

He decided that one year was enough for him in the college game and entered the NBA draft where he was a lottery selection, chosen 14th by the Golden State Warriors.

Chris Johnson

Johnson was a player who came into his own with his smooth touch and shot-blocking ability that made him a nice tandem with Randolph. His precense was even more felt when missing most of the early season conference play after breaking a bone in his hand in the first game of the 2008 portion of the season against Tulane.

The Tigers struggled before his return caused opponents defensive problems and opened up the outside for Thornton.

Johnson finished the year averaging 11.6 points and was second in the SEC in blocked shot average.



Anthony Randolph was LSU's 13th first-round draft pick.

2007-08 LSU Leaders

SCORING AVERAGE

Marcus Thornton	19.6
Anthony Randolph	15.6
Chris Johnson	11.6
Terry Martin	8.3
Garrett Temple	7.3

REBOUNDING AVERAGE

Anthony Randolph	8.5
Chris Johnson	6.6
Marcus Thornton	5.6
Garrett Temple	4.2
Terry Martin	2.5

FIELD GOAL PCT.

Quintin Thornton	.538
Chris Johnson	.525
Anthony Randolph	.464
Marcus Thornton	.436
Garrett Green	.426

3 PT FGS MADE

Marcus Thornton	90
Terry Martin	43
Garrett Temple	22
Bo Spencer	20
Chris Johnson	15

3 PT FG PCT.

Garrett Green	.400
Marcus Thornton	.377
Bo Spencer	.323
Chris Johnson	.306
Terry Martin	.305

FREE THROW PCT.

Chris Jonson	.852
Marcus Thornton	.817
Garrett Temple	.783
Bo Spencer	.727
Terry Martin	.724

ASSISTS

Garrett Temple	111
Terry Martin	50
Bo Spencer	43
Marcus Thornton	42
Anthony Randolph	38

STEALS

Marcus Thornton	43
Garrett Temple	41
Anthony Randolph	35
Chris Johnson	16
Bo Spencer	15
Alex Farrer	15

BLOCKS

Anthony Randolph	70
Chris Johnson	66
Garrett Temple	24
Marcus Thornton	10
Terry Martin	9

MINUTES PLAYED

Garrett Temple	1066
Marcus Thornton	1043
Anthony Randolph	1016
Terry Martin	752
Chris Johnson	746



Chris Johnson had 66 blocks despite missing several games with a broken bone in this hand.

The Streak

Despite the problems of the season, LSU was able to keep an alive an amazing streak of home wins against Louisiana schools that dates back to Dec. 8, 1988.

LSU beat Southeastern Louisiana, McNeese State, Nicholls State, Southern and Northwestern State at the Maravich Center to run its win streak to 67 games entering the 2008-09 season.

Brady, Pierre

LSU Coach John Brady's tenure as LSU head coach ended in his 11th season on Feb. 9 after a career that saw LSU advance in 2006 to the NCAA Final Four and win two SEC Championships and three Western Division championships. Long-time

Associate Coach Butch Pierre moved to the top spot on an interim basis. Pierre and the Tigers accumulated a 5-5 mark over the last 10 games including an impressive 85-73 win against two-time defending national champion Florida in a game played in Gainesville.

Free Throws

One thing that LSU did in a lot of games was make free throws. LSU made a total of 386 free throws in 521 attempts or 74.1 percent for the season, the third highest in school history. LSU made an even 75 percent in the SEC games.

LSU had 10 games where they shot over 80 percent at

the line and led the league in free throw percentage.

SEC Statistics

Marcus Thornton, who was second in the league in overall stats at 19.6 points a game, led the league in scoring in the 16 SEC games at 21.6 points per game. Anthony Randolph was third in the league in rebounding (8.5) and Chris Johnson (2.64) and Randolph (2.26) finished second and third in blocked shots.

LSU's 2007-08 Season Honors

Marcus Thornton

Second Team All-SEC - Coaches, AP
All-District USBWA
All-District NABC
LSWA Louisiana Newcomer of the Year
SEC Player of the Week - March 10

Anthony Randolph

Unanimous All-SEC Freshman
First-Team LSWA All-Louisiana
Four-Time SEC Freshman of the Week (Nov. 19, Feb. 4, Feb. 18, March 3)
Honorable Mention All-SEC - AP
Second Team NABC All-District
Honorable Mention Collegehoops.net
All-Rookie

Garrett Temple

SEC All-Defensive Team
Collegeinsider.com Defensive All-American

Greg Terrebonne

SEC Academic Honor Roll



LSU's FT percentage of 74.1% was the third best in school history.

INTRO

100 YEARS

THIS IS LSU

TIGERS

COACHES

REVIEW

PREVIEW

RECORDS

HISTORY

LSU

MEDIA

2007-08 Box Scores

INTRO

100 YEARS

THIS IS LSU

TIGERS

COACHES

REVIEW

PREVIEW

RECORDS

HISTORY

LSU

MEDIA

Game 1

LSU 72, Southeastern Louisiana 62
11/12/07 Maravich Center (Baton Rouge, LA)

SOUTHEASTERN LOUISIANA I-I

PLAYER	FG	3FG	FT	REB	PF	TP	A	TO	B	S	M
Span, Warrell, f	6-13	0-1	2-2	4	3	14	1	1	0	1	27
Green, Keyvin, f	4-14	1-5	0-0	4	3	9	0	2	0	0	30
Nance, Tavaris, f	4-9	0-2	3-6	3	5	11	4	1	0	0	35
Sullivan, Patrick, c	5-10	0-0	0-2	14	3	10	1	6	1	0	29
Nicks, Dekyron, g	3-8	2-6	3-4	1	4	11	0	1	0	2	37
Dunbar, Jeremy	2-4	1-3	0-0	0	5	0	1	0	0	0	16
Arnold, Daryl	1-3	0-0	0-0	3	2	0	1	0	1	0	12
Ndomba, David	0-2	0-0	0-0	7	2	0	1	0	0	0	11
Austin, Howard	0-0	0-0	0-0	0	0	0	1	0	0	0	3
TEAM	2										
TOTALS	25-63	4-19	8-14	38	20	62	6	16	1	7	200

TOTAL FG%	1st 12-37.32.4%	2nd 13-26.50.0%	Game: 39.7%
3-Pt. FG%	1st 2-8.25.0%	2nd 2-11.18.2%	Game: 21.1%
F Throw %	1st 4-8.50.0%	2nd 4-6.68.7%	Game: 57.1%

LSU I-0

PLAYER	FG-A	3FG-A	FT-A	REB	PF	TP	A	TO	B	S	M
Mitchell, Tasmin, f	3-6	0-1	0-0	2	4	6	3	3	1	2	24
Randolph, A. f	7-11	1-2	4-6	13	2	19	2	2	6	4	33
Thornton, M. g	8-14	4-7	7-9	2	0	27	2	2	2	0	34
Martin, Terry, g	2-7	0-2	2-2	4	3	6	3	2	0	1	31
Temple, Garrett, g	0-1	0-1	0-2	1	3	0	1	2	0	0	29
Mason, Dameon	2-5	0-0	1-1	1	1	5	0	1	0	0	15
Spencer, Bo	3-3	1-1	0-0	1	7	2	2	0	1	2	21
Johnson, Chris	1-4	0-2	0-0	2	0	2	0	1	1	1	13
TEAM	3										
TOTALS	26-51	6-16	14-20	29	15	72	13	14	8	11	200

TOTAL FG%	1st 12-27.44.4%	2nd 14-24.58.3%	Game: 50.0%
3-Pt. FG%	1st 3-9.33.3%	2nd 3-9.42.3%	Game: 37.5%
F Throw %	1st Half: 3-3.100%	2nd Half: 11-17.64.7%	Game: 70.0%

TECHNICAL FOULS: Southeastern Louisiana-None. LSU-TEAM.

ATTENDANCE: 8171

SCORE BY PERIODS	1st	2nd	Total
Southeastern Louisiana	30	32	62
LSU	30	42	72

Game 2

LSU 76, McNeese State 72
11/14/07 at Maravich Center (Baton Rouge, LA)

MCNEESE STATE 0-2

PLAYER	FG-A	3FG-A	FT-A	REB	PF	TP	A	TO	B	S	M
Lawrence, Rorey, f	2-7	1-4	0-0	4	2	5	2	3	1	4	34
Bradley, Jarvis, f	4-8	0-0	0-0	3	5	8	0	2	0	0	25
Penn, Kleon, f	3-5	0-0	0-0	3	2	6	1	0	4	2	25
Pichon, John, f	3-9	1-2	0-0	6	5	7	2	3	0	0	21
Ford, John, g	8-13	5-6	0-0	3	2	21	5	1	0	0	37
Kaplan, Diego	5-13	5-10	0-0	3	0	15	0	0	0	0	25
Martin, Stephan	0-1	0-0	0-0	1	0	0	0	0	0	0	3
Collins, C.J.	0-0	0-0	0-0	0	1	0	0	0	0	0	4
Wardell, Aldryan	3-6	0-0	4-4	4	5	10	0	4	0	1	21
Robinson, Anthony	0-1	0-1	0-0	0	0	0	0	0	0	0	2
Alawoya, P.J.	1-1	0-0	0-0	1	0	2	0	0	0	0	3
David, Preston	0-0	0-0	0-0	0	0	0	0	0	0	0	0
TEAM	3										
TOTALS	29-64	12-23	4-6	31	22	74	10	14	5	7	200

TOTAL FG%	1st 12-31.38.7%	2nd 17-33.51.5%	Game: 45.3%
3-Pt. FG%	1st 6-12.50.0%	2nd 6-11.54.5%	Game: 52.2%
F Throw %	1st 2-4.50.0%	2nd 2-2.100%	Game: 66.7%

LSU 2-0

PLAYER	FG-A	3FG-A	FT-A	REB	PF	TP	A	TO	B	S	M
Mitchell, Tasmin, f	4-13	0-4	8-10	14	2	16	3	4	0	4	36
Randolph, A. f	5-9	0-1	2-4	7	3	12	3	2	1	2	29
Johnson, Chris c	2-4	0-1	0-0	3	3	4	1	2	6	0	26
Thornton, M. g	8-16	2-8	6-7	3	1	24	2	3	1	1	37
Martin, Terry g	5-10	1-3	0-2	5	0	11	2	2	1	1	30
Spencer, Bo	3-4	0-0	2-2	1	2	2	0	1	0	0	12
Temple, Garrett	0-0	0-1	3-4	2	2	0	2	0	2	1	30
TEAM	3										
TOTALS	27-56	3-18	21-29	38	11	78	13	14	11	9	200

TOTAL FG%	1st 11-25.44.0%	2nd 16-31.51.6%	Game: 48.2%
3-Pt. FG%	1st 0-0.0.0%	2nd 3-10.30.0%	Game: 16.7%
F Throw %	1st 10-12.83.3%	2nd 11-17.64.7%	Game: 72.4%

TECHNICAL FOULS: McNeese State-Bradley, Jarvis, LSU-Mitchell, Tasmin.

ATTENDANCE: 7891

SCORE BY PERIODS	1st	2nd	Total
McNeese State	32	42	74
LSU	32	46	78

Game 3

Oklahoma State 83, LSU 77
First-Round EA Sports Maui Invitational
11-19-07 at Lahaina Civic Center, Maui, Hawaii

LSU 2-1

PLAYER	FG-A	3FG-A	FT-A	REB	PF	TP	A	TO	B	S	M
Mitchell, Tasmin f	0-2	0-0	0-0	1	2	0	0	2	0	1	6
Randolph, A. f	2-5	0-1	1-2	5	4	5	2	5	3	0	26
Johnson, Chris, c	8-9	3-4	0-0	5	2	19	1	7	0	0	37
Thornton, M. g	6-14	2-6	6-6	3	2	0	1	0	1	1	31
Martin, Terry, g	2-9	1-6	0-0	6	3	5	0	2	0	0	24
Spencer, Bo	3-6	2-3	2-2	1	2	10	4	4	0	1	25
Temple, Garrett	4-7	3-5	6-6	3	4	17	5	4	1	1	34
Green, Garrett	0-1	0-0	1-2	2	5	1	2	2	1	1	17
TEAM	5										
TOTALS	25-53	11-25	16-31	25	27	14	26	7	5	200	

TOTAL FG%	1st 7-23.30.4%	2nd 18-30.60.0%	Game: 47.2%
3-Pt. FG%	1st 3-10.30.0%	2nd 8-15.53.3%	Game: 44.0%
F Throw %	1st 7-9.77.5%	2nd 9-10.90.0%	Game: 88.9%

OKLAHOMA STATE 2-1

PLAYER	FG-A	3FG-A	FT-A	REB	PF	TP	A	TO	B	S	M
Dove, Marcus f	5-9	2-3	0-0	5	3	12	2	4	1	1	39
Thomas, I. f	6-9	2-3	1-1	3	5	16	2	4	1	2	22
Harris, Terrel f	6-11	3-4	9-10	7	2	24	1	1	0	4	36
Muonelo, Obi, g	1-5	0-3	0-0	2	2	2	4	6	0	3	29
Anderson, James g	8-16	2-7	7-9	3	1	25	2	1	1	2	35
Eston, Byron	0-2	0-0	2-2	3	4	2	3	0	1	1	17
Brown, Anthony	1-3	0-0	0-0	3	4	2	0	0	0	0	17
Adams, Martavius	0-3	0-0	0-0	2	0	0	0	0	0	0	9
Sidorakis, Nick	0-0	0-0	0-0	0	0	0	0	0	0	0	3
Moses, Marshall	0-0	0-0	1-2	1	0	1	0	0	0	0	1
TEAM	3										
TOTALS	27-58	9-20	20-24	21	83	12	18	3	12	20	

TOTAL FG%	1st 16-34.47.1%	2nd 11-24.45.0%	Game: 46.6%
3-Pt. FG%	1st 5-11.45.4.5%	2nd 4-9.44.4.4%	Game: 45.0%
F Throw %	1st 5-8.62.5%	2nd 15-16.93.8%	Game: 83.3%

Technical fouls: Louisiana State-None. OKLAHOMA STATE-None.

Attendance: 2500

SCORE BY PERIODS

LSU	1st	2nd	Total
Oklahoma State	42	41	83

Game 4

LSU 78, Chaminade 72
Consolation Semifinals - EA Sports Maui Invitational
11-20-07 at Lahaina Civic Center, Maui, Hawaii

LSU 3-1

PLAYER	FG-A	3FG-A	FT-A	REB	PF	TP	A	TO	B	S	M
Randolph, A. f	9-14	0-0	3-4	9	2	21	2	4	2	1	32
Johnson, Chris, c	8-15	0-1	2-3	11	1	18	1	1	3	1	34
Thornton, M. g	2-12	0-4	0-2	3	4	0	1	1	2	29	
Martin, Terry, g	5-12	3-8	0-1	7	3	13	1	3	1	33	
Temple, Garrett, g	3-7	1-3	2-4	4	2	9	4	2	1	3	35
Spencer, Bo	4-6	4-6	0-0	3	2	11	2	2	1	0	23
Green, Garrett	1-2	0-0	0-0	4	0	2	1	0	0	0	14
Farrer, Alex	0-0	0-0	0-0	0	0	1	0	0	0	0	0
TEAM	1										
TOTALS	32-68	7-21	7-14	41	13	78	12	11	8	200	

TOTAL FG%	1st 15-34.44.4%	2nd 17-34.50.0%	Game: 47.1%
3-Pt. FG%	1st 4-11.36.4%	2nd 3-10.	

Game 9

LSU 82, Northwestern State 58
12/15/07 at Maravich Center (Baton Rouge, LA)

NORTHWESTERN STATE 4-7

PLAYER	FG-A	3FG-A	FT-A	REB	PF	TP	A	TO	BLK	MIN
Gilder, Troy f	2-10	0-2	3-3	3	3	7	1	3	0	15
Thomas, Gerritt f	1-9	0-1	0-0	5	4	2	0	6	0	23
Bargeman, Colby f	6-18	3-5	0-0	7	0	15	1	2	1	32
Moody, Jerry c	2-5	0-0	0-0	14	2	4	0	0	1	31
McConathy, M. g	1-6	1-4	2-2	3	4	5	2	1	0	13
Knight, Dominic	0-1	0-1	0-0	1	0	1	0	1	0	6
Conine, John	0-0	0-0	0-0	0	0	0	0	0	0	1
McConathy, Logan	1-3	0-2	0-0	3	4	2	3	4	0	19
White, Devin	3-5	0-0	2-2	3	1	8	0	2	2	14
Petravicius, D.	1-3	0-0	0-0	3	1	2	1	2	0	14
Hancock, Keithan	2-7	1-5	0-0	1	0	5	1	0	0	13
Jones, Damon	0-1	0-1	0-0	0	0	0	0	0	0	3
Anglin, John A.	2-2	2-2	0-0	1	0	6	4	2	0	29
Portero, Kalem	1-1	0-0	0-0	1	1	2	0	0	0	3
TEAM	3									
TOTALS	22-71	7-23	7-7	48	23	58	11	21	4	6

TOTAL FG%	1st 11-33 33.3%	2nd 11-38 28.9%	Game: 31.0%
3-Pt. FG%	1st 2-9 22.2%	2nd 5-14 35.7%	Game: 30.4%
F Throw %	1st 0-0 0.0%	2nd 7-7 100%	Game: 100%

LSU 6-3

PLAYER	FG-A	3FG-A	FT-A	REB	PF	TP	A	TO	BLK	MIN
Randolph, A. f	3-9	0-1	7-10	8	1	13	4	1	4	28
Johnson, Chris f	6-8	2-2	2-2	1	16	1	1	3	3	33
Thornton, M. g	7-15	4-10	4-5	5	2	22	2	2	1	34
Martin, Terry g	5-11	3-6	2-2	3	2	15	4	2	0	29
Temple, Garrett g	1-2	0-0	2-2	6	3	4	2	5	1	31
Mason, Dameon	0-0	0-0	0-0	0	0	0	0	0	0	1
Terrebonne, Greg	0-0	0-0	0-0	0	0	0	0	0	0	2
Spencer, Bo	2-5	0-1	5-7	3	0	9	2	2	0	26
Green, Garrett	1-3	0-0	0-0	1	1	2	0	2	0	11
Farrer, Alex	0-0	0-0	1-2	2	0	1	0	1	0	8
TEAM	4									
TOTALS	25-53	9-20	23-30	34	10	82	17	17	7	12

TOTAL FG%	1st 14-32 43.8%	2nd 11-21 52.4%	Game: 47.2%
3-Pt. FG%	1st 4-10 40.0%	2nd 5-10 50.0%	Game: 45.0%
F Throw %	1st 7-7 100%	2nd 18-23 78.3%	Game: 76.7%

Technical fouls: Northwestern State-Moody, Jerry; TEAM. LSU-None.
Attendance: 7809

SCORE BY PERIODS

Northwestern State	24	34	58
LSU	39	43	82

Game 10

Wichita State, 67, LSU 47
12-19-07, at Wichita, Kan. (Charles Koch Arena)

LSU 6-4

PLAYER	FG-A	3FG-A	FT-A	REB	PF	TP	A	TO	BLK	MIN
Randolph, A. f	3-13	0-1	0-1	3	2	6	1	0	2	28
Johnson, Chris c	2-7	0-0	0-0	7	1	4	0	2	1	29
Thornton, M. g	3-13	0-6	6-6	11	3	12	2	3	0	38
Martin, Terry g	4-10	3-6	0-0	3	11	0	4	0	0	27
Temple, Garrett g	3-7	0-4	0-0	2	3	6	2	1	0	31
Spencer, Bo	1-5	1-4	1-2	1	1	4	0	1	0	10
Green, Garrett	1-2	0-0	0-0	1	2	2	0	0	0	18
Farrer, Alex	1-1	0-0	0-0	0	2	1	0	0	0	9
TEAM	3									
TOTALS	18-58	4-21	7-9	31	13	47	6	11	5	200

TOTAL FG%	1st 8-29 27.6%	2nd 10-19 52.6%	Game: 31.0%
3-Pt. FG%	1st 3-11 27.3%	2nd 10-10 100%	Game: 19.0%
F Throw %	1st 1-2 50.0%	2nd 6-7 85.7%	Game: 77.8%

WICHITA ST. 6-4

PLAYER	FG-A	3FG-A	FT-A	REB	PF	TP	A	TO	BLK	MIN
Cousinard, PJ f	4-14	0-3	0-05	7	2	8	2	1	0	29
Clemente, R. f	5-7	0-0	1-1	10	2	11	2	1	1	25
Thomasson, P. c	4-9	0-2	7-8	4	0	15	1	0	1	25
Mekel, Gal g	3-10	1-5	1-1	4	1	8	0	4	0	32
Brauer, Matt g	3-10	0-4	0-0	2	6	4	1	0	2	35
Ellis, Aaron	1-2	0-0	2-2	2	3	4	1	0	0	14
Preadom, Wendell	2-3	0-1	0-0	2	1	4	3	1	0	10
Durley, JT	2-5	0-2	2-2	7	2	6	3	1	1	15
Griskenas, Mantas	2-5	1-2	0-0	1	0	5	1	0	0	15
TEAM	6									
TOTALS	26-65	2-19	13-14	50	13	67	15	11	3	200

TOTAL FG%	1st 11-37 29.7%	2nd 15-29 51.7%	Game: 40.0%
3-Pt. FG%	1st 1-5 20.0%	2nd 2-9 22.2%	Game: 10.5%
F Throw %	1st 5-8 62.5%	2nd 8-9 100%	Game: 92.9%

SCORE BY PERIODS

LSU	20	27	47
Wichita St.	27	40	67

Game 11

LSU 67, Oregon State 61
12/22/07 at Maravich Center (Baton Rouge, LA)

OREGON STATE 6-5

PLAYER	FG-A	3FG-A	FT-A	REB	PF	TP	A	TO	BLK	MIN
Jones, Marcel f	2-5	1-1	1-3	3	0	6	0	1	0	27
Giles, C.J. f	2-6	0-1	1-3	4	5	5	1	3	0	15
Johnson, Omari f	5-10	0-3	3-3	3	2	13	2	4	3	29
Clait, Ricky g	3-3	0-2	0-0	4	2	0	1	0	1	20
Traver, Seth g	4-12	3-5	2-2	9	13	3	2	0	1	34
Hampton, Calvin	0-0	0-0	0-0	0	0	0	0	1	0	7
Traver, Josh	2-6	0-0	0-0	6	4	3	1	0	0	25
Schaffenaar, R.	6-9	2-5	0-0	9	14	1	1	2	0	30
Haynes, Calvin	1-2	0-0	0-0	1	0	2	0	1	0	4
Carter, Sean	2-4	0-0	0-4	1	3	4	0	4	0	9
TEAM	3									
TOTALS	24-52	6-18	7-14	43	20	61	12	19	5	200

TOTAL FG%	1st 12-27 44.4%	2nd 12-30 40.0%	Game: 42.1%
3-Pt. FG%	1st 3-7 42.9%	2nd 3-11 27.3%	Game: 33.3%
F Throw %	1st 4-10 40.0%	2nd 3-4 75.0%	Game: 50.0%

LSU 7-4

PLAYER	FG-A	3FG-A	FT-A	REB	PF	TP	A	TO	BLK	MIN
Randolph, A. f	3-10	0-0	8-12	9	3	14	0	3	1	25
Johnson, Chris c	3-5	0-0	9-9	3	4	6	1	3	2	29
Thornton, M. g	6-17	6-10	2-2	6	3	20	1	2	0	30
Martin, Terry g	5-18	3-11	2-2	2	15	6	1	0	0	40
Temple, Garrett g	1-3	0-1	2-2	7	1	4	5	2	2	24
Spencer, Bo	0-0	0-0	0-0	0	0	0	0	0	0	3
Green, Garrett	2-4	1-1	1-2	1	2	6	0	0	0	16
Farrer, Alex	0-0	0-0	2-2	2	2	1	0	0	0	7
TEAM	3									
TOTALS	20-57	10-23	17-22	33	15	67	15	10	6	200

TOTAL FG%	1st 10-28 35.7%	2nd 10-29 34.5%	Game: 35.1%
3-Pt. FG%	1st 5-8 62.5%	2nd 5-14 35.7%	Game: 43.8%
F Throw %	1st 13-16 81.3%	2nd 4-6 66.7%	Game: 77.3%

Technical fouls: Oregon State-None. LSU-None.
Attendance: 7713

SCORE BY PERIODS

Oregon State	31	2nd	Total
LSU	38	29	67

Game 12

Washington 73, LSU 65
12/29/07 at Maravich Center (Baton Rouge, LA)

WASHINGTON 8-4

PLAYER	FG-A	3FG-A	FT-A	REB	PF	TP	A	TO	BLK	MIN
Wallace, Artem f	1-1	0-0	1-2	2	1	3	0	0	1	13
Brockman, Jon f	6-11	0-0	3-7	12	3	15	2	3	0	34
Smith, Joel g	0-3	0-1	0-0	3	0	0	1	1	0	20
Morris, Tim g	7-12	1-2	0-0	5	3	15	3	2	0	31
Appleby, Ryan g	4-8	2-5	2-2	1	0	12	1	0	0	30
Overton, Veno	0-1	0-0	0-0	0	0	1	0	1	0	10
Dentmon, Justin	1-4	0-1	7-8	3	1	9	4	1	0	23
Bryan-Amaning, M.	0-3	0-0	0-0	2	1	0	0	0	0	4
Pondexter, Quincy	8-15	0-1	1-5	2	5	17	1	3	1	26
Wolffinger, Joe	1-3	0-2	0-0	2	2	2	0	2	0	9
TEAM	3									
TOTALS	28-61	3-12	14-20	38	14	73	13	14	2	200

TOTAL FG%	1st 11-33 33.3%	2nd 17-28 60.7%	Game: 45.9%
3-Pt. FG%	1st 0-0 0.0%	2nd 3-6 50.0%	Game: 25.0%
F Throw %	1st 5-8 62.5%	2nd 9-14 64.3%	Game: 70.0%

LSU 7-5

PLAYER	FG-A	3FG-A	FT-A	REB	PF	TP	A	TO	BLK	MIN
Randolph, A. f	2-11	0-0	6-6	9	3	10	0	3	0	36
Johnson, Chris c	9-12	1-1	0-0	9	3	19	0	1	2	36
Thornton, M. g	7-15	0-4	4-4	8	3	18	2	4	0	33
Martin, Terry g	6-13	2-6	0-0	1	3	14	2	3	1	31
Temple, Garrett g	0-3	0-1	0-0	3	2	0	5	4	1	32
Spencer, Bo	0-2	0-1	0-0	1	2	0	2	0	1	19
Green, Garrett	2-2	0-0	0-0</							

2007-08 Box Scores

INTRO

100 YEARS

THIS IS LSU

TIGERS

COACHES

REVIEW

PREVIEW

RECORDS

HISTORY

LSU

MEDIA

Game 17

Auburn 74, LSU 67
01/16/08 at Maravich Center (Baton Rouge, LA)

AUBURN 10-5 (1-2)

PLAYER	FG-A	3FG-A	FT-A	REB	PF	TP	A	TO	BLK	S	MIN
Prowell, Quan f	5-9	0-3	2-3	2	3	12	3	2	0	1	37
Tolbert, Frank g	7-12	0-2	2-5	9	4	16	1	1	1	1	32
Reed, D. g	7-10	4-6	2-5	3	1	20	5	4	0	3	35
Barrett, R. g	3-8	1-2	0-0	1	3	7	4	1	0	0	27
Robertson, Q. g	3-5	2-2	1-2	2	4	9	2	2	0	2	34
Hargrove, Lucas	4-8	2-4	0-0	5	3	10	0	2	0	2	28
Williams Jr, Larry	0-0	0-0	0-0	0	0	0	0	0	0	0	4
Heramb, Matt	0-1	0-0	0-0	1	0	0	0	1	0	0	3

TEAM 5
TOTALS 29-53 9-19 7-15 28 18 74 15 13 1 9 200

TOTAL FG% 1st 11-27 40.7% 2nd 19-26 69.2% Game: 54.7%
3-Pt. FG% 1st 4-10 40.0% 2nd 5-9 55.6% Game: 47.4%
F Throw % 1st 2-5 40.0% 2nd 5-10 50.0% Game: 46.7%

LSU 7-10 (0-3)

PLAYER	FG-A	3FG-A	FT-A	REB	PF	TP	A	TO	BLK	S	MIN
Randolph, A. f	6-9	0-0	0-2	5	2	12	4	5	0	1	32
Thornton, Q. f	0-0	0-0	1-2	2	4	1	0	2	0	0	30
Thornton, M. f	8-20	6-16	5-6	6	2	27	0	5	0	3	38
Temple, Garrett g	4-7	1-3	8-9	5	2	17	4	1	0	1	40
Farrer, Alex g	4-7	0-3	0-0	5	1	8	3	1	0	0	34
Spencer, Bo	1-1	0-0	0-0	0	2	3	0	0	0	0	3
Martin, Terry	0-3	0-2	0-0	1	5	0	1	0	0	1	18
Green, Garrett	0-1	0-0	0-0	1	0	0	1	0	0	0	5

TEAM 5
TOTALS 23-48 7-24 14-19 29 19 67 12 15 0 6 200

TOTAL FG% 1st 13-22 59.1% 2nd 10-26 38.5% Game: 47.9%
3-Pt. FG% 1st 4-10 40.0% 2nd 3-14 21.4% Game: 29.2%
F Throw % 1st 2-4 50.0% 2nd 12-15 80.0% Game: 73.7%

Technical fouls: Auburn-None. LSU-None.
Attendance: 9746

SCORE BY PERIODS

	1st	2nd	Total
Auburn	28	46	74
LSU	32	35	67

Game 18

Vanderbilt 92, LSU 76
1/19/08 at Nashville, Tenn. (Memorial Gym)

LSU 7-11, 0-4 SEC

PLAYER	FG-A	3FG-A	FT-A	REB	PF	TP	A	TO	BLK	S	MIN
Thornton, Q. f	2-2	0-0	0-0	0	4	4	0	0	0	0	19
Randolph, A. g	4-12	0-0	6-6	19	3	14	3	4	1	0	37
Thornton, M. g	10-21	2-6	5-6	6	3	27	2	5	0	0	39
Temple, Garrett g	3-6	0-2	4-5	4	2	10	3	2	0	0	37
Farrer, Alex g	3-5	1-3	0-0	1	4	7	0	2	0	1	20
Spencer, Bo	2-4	0-0	0-0	1	4	0	1	0	2	12	
Martin, Terry	3-5	1-2	0-0	3	1	7	0	2	0	0	20
Green, Garrett	1-4	0-0	1-2	2	4	3	0	0	0	0	17

TEAM 2
TOTALS 28-59 4-13 16-19 38 22 76 8 17 3 3 200

TOTAL FG% 1st 14-25 56.0% 2nd 14-24 58.3% Game: 47.5%
3-Pt. FG% 1st 2-5 40.0% 2nd 2-8 25.0% Game: 30.8%
F Throw % 1st 3-4 75.0% 2nd 12-15 80.0% Game: 84.2%

VANDERBILT 17-2, 2-2 SEC

PLAYER	FG-A	3FG-A	FT-A	REB	PF	TP	A	TO	BLK	S	MIN
FOSTER, Shan f	6-8	4-9	2-2	3	3	18	3	0	0	0	30
NELTNER, Ross f	6-8	0-0	4-5	5	1	16	0	1	2	27	
DIGLIVY, A.J. c	2-6	0-0	6-7	3	3	10	0	3	0	0	19
BEAL, Jermaine g	5-10	0-3	0-1	3	1	10	0	0	1	32	
GORDON, Alex g	6-12	4-7	2-2	1	2	18	1	0	1	0	31
METCALFE, Alan	2-5	0-0	2-3	3	3	6	1	2	0	0	13
BELL, Keegan	0-0	0-0	0-0	1	0	0	3	1	0	0	7
MCCELLAN, D	3-3	1-1	1-3	6	4	8	2	0	1	1	21
GRAHAM, Jamie	0-0	0-0	0-0	0	0	0	0	0	0	0	1
WALKER, Andre	1-1	0-0	2-2	1	0	4	1	0	1	0	9
DRAKE, George	1-5	0-1	0-0	3	2	1	0	0	0	0	9

TEAM 2
TOTALS 32-65 9-20 19-23 31 17 92 21 8 3 7 200

TOTAL FG% 1st 15-34 44.1% 2nd 17-31 54.8% Game: 49.2%
3-Pt. FG% 1st 4-9 44.4% 2nd 5-11 45.5% Game: 45.0%
F Throw % 1st 9-11 81.8% 2nd 10-14 71.4% Game: 76.0%

Technical fouls: LSU-None. Vanderbilt-None.
Attendance: 13797

SCORE BY PERIODS

	1st	2nd	Total
LSU	33	43	76
Vanderbilt	43	49	92

Game 19

Arkansas 68, LSU 52
01/26/08 at Maravich Center (Baton Rouge, LA)

ARKANSAS 14-5 (3-2)

PLAYER	FG-A	3FG-A	FT-A	REB	PF	TP	A	TO	BLK	S	MIN
Thomas, Charles f	4-10	0-0	0-1	2	2	8	0	3	0	0	27
Weems, Sonny f	7-13	5-5	2-2	7	2	21	1	3	0	1	36
Hill, Steven c	1-3	0-0	2-2	5	2	4	1	0	0	5	24
Welsh, Stefan g	1-4	1-2	0-0	2	3	0	0	0	0	1	16
Beverly, Patrick g	4-11	4-7	2-4	15	2	14	1	4	1	1	39
Ervin, Gary	3-5	0-1	4-4	4	0	10	5	3	1	1	29
Townes, Darian	2-4	0-0	0-0	3	0	4	0	0	0	0	17
Britt, Marcus	0-0	0-0	0-0	0	0	0	0	0	0	0	0
Washington, M.	1-3	0-0	2-2	2	1	4	0	0	0	0	12
Rakestraw, Nate	0-0	0-0	0-0	0	0	0	0	0	0	0	0
Patsatsia, Levan	0-0	0-0	0-0	0	0	0	0	0	0	0	0

TEAM 2
TOTALS 23-53 10-15 12-5 42 11 68 8 17 7 4 200

TOTAL FG% 1st 15-30 50.0% 2nd 8-23 34.8% Game: 43.4%
3-Pt. FG% 1st 7-13 53.8% 2nd 3-7 42.9% Game: 66.7%
F Throw % 1st 2-5 40.0% 2nd 10-10 100% Game: 80.0%

LSU 7-12 (0-5)

PLAYER	FG-A	3FG-A	FT-A	REB	PF	TP	A	TO	BLK	S	MIN
Randolph, A. f	5-16	0-1	4-4	8	4	14	0	5	4	1	40
Thornton, Q. f	1-3	0-0	0-0	9	4	2	1	0	0	0	36
Thornton, M. g	7-20	4-9	2-2	5	2	20	0	1	0	1	33
Spencer, Bo g	0-5	0-4	1-2	1	0	1	0	0	0	0	21
Temple, Garrett g	1-6	0-2	0-0	3	4	2	4	2	0	1	25
Martin, Terry	1-9	0-6	0-0	1	0	2	1	0	1	0	19
Green, Garrett	0-0	0-0	0-0	1	0	0	0	0	0	0	4
Farrer, Alex	5-10	1-4	0-0	3	2	11	2	3	0	1	22

TEAM 6
TOTALS 20-69 5-26 7-8 37 17 52 8 12 4 5 200

TOTAL FG% 1st 9-33 27.3% 2nd 11-36 30.6% Game: 29.0%
3-Pt. FG% 1st 1-12 8.3% 2nd 4-14 28.6% Game: 19.2%
F Throw % 1st 3-4 75.0% 2nd 4-4 100% Game: 87.5%

Technical fouls: Arkansas-None. LSU-None.
Attendance: 9880

SCORE BY PERIODS

	1st	2nd	Total
Arkansas	39	29	68
LSU	22	30	52

Game 20

LSU 81, Auburn 80
01-30-08 at Auburn, Ala.

LSU 8-12, 1-5

PLAYER	FG-A	3FG-A	FT-A	REB	PF	TP	A	TO	BLK	S	MIN
Randolph, A. f	9-15	0-0	3-4	6	4	21	2	3	2	0	31
Thornton, Q. f	0-0	0-0	2-2	0	2	2	3	1	1	0	20
Thornton, M. g	14-23	9-15	2-2	7	2	38	1	0	0	1	39
Temple, Garrett g	0-4	0-3	1-2	5	3	1	1	0	0	0	39
Farrer, Alex g	1-2	0-1	0-0	1	2	2	2	1	0	0	20
Spencer, Bo	0-1	0-0	0-0	0	0	0	0	0	0	0	2
Martin, Terry	4-7	2-5	1-2	1	0	11	1	0	0	0	25
Johnson, Chris	3-9	0-1	0-0	3	1	6	0	1	2	0	24

TEAM 4
TOTALS 31-61 10-25 9-12 30 14 81 16 7 5 1 200

TOTAL FG% 1st 15-29 51.7% 2nd 16-32 50.0% Game: 50.8%
3-Pt. FG% 1st 7-14 50.0% 2nd 3-11 27.3% Game: 40.0%
F Throw % 1st 4-6 66.7% 2nd 5-6 83.3% Game: 75.0%

AUBURN 12-7, 2-4

PLAYER	FG-A	3FG-A	FT-A	REB	PF	TP	A	TO	BLK	S	MIN
Prowell, Quan f	9-12	2-2	6-6	7	3	26	2	3	1	1	40
Tolbert, Frank g	4-10	0-2	4-4	4	3	12	2	2	0	0	21
Reed, D. g	4-12	4-9	2-2	4	1	14	3	0	0	1	37
Barrett, R. g	6-10	3-4	0-0	1	4	15	0	2	0	0	33
Robertson, Q. g	0-2	0-2	2-3	5	2	6	1	0	0	0	38
Hargrove, Lucas	5-8	1-3	0-0	5	1	11	1	0	2	0	25
Heramb, Matt	0-1	0-1	0-0	1	3	0	0	0	0	0	6

TEAM 3
TOTALS 28-55 10-23 14-15 30 17 80 14 8 3 2 200

TOTAL FG% 1st 15-28 53.6% 2nd 13-27 48.1% Game: 50.9%
3-Pt. FG% 1st 6-13 46.2% 2nd 4-10 40.0% Game: 43.5%
F Throw % 1st 6-6 100% 2nd 8-9 88.9% Game: 93.3%

Game 25

Arkansas 87, LSU 61
02-20-08 at Fayetteville, Ark.

LSU 9-16, 2-9

PLAYER	FG-A	3FG-A	FT-A	REB	PF	TP	A	TO	BLK	S	MIN
Randolph, A. f	6-14	0-1	4-7	7	4	16	0	4	4	0	36
Johnson, Chris c	3-11	1-4	2-4	7	5	9	3	4	0	0	32
Martin, Terry g	6-13	2-6	4-5	2	18	1	3	0	0	0	30
Temple, Garrett g	2-8	0-2	4-6	7	3	8	6	3	0	0	40
Farrer, Alex g	2-4	0-0	1-4	3	1	5	2	2	0	0	29
Thornton, Marcus	1-3	0-0	0-0	1	0	2	0	0	0	0	4
Spencer, Bo	1-3	1-1	0-0	2	0	3	2	0	0	0	17
Green, Garrett	0-0	0-0	0-0	0	0	3	0	0	0	0	6
Thornton, Quintin	0-0	0-0	0-0	1	1	0	0	0	0	0	6

TOTALS	21-57	4-14	15-28	34	19	61	14	16	4	5	200
TOTAL FG%	1st 10-31 32.3%	2nd 11-26 42.3%	Game: 38.6%								
3-Pt. FG%	1st 1-6 16.7%	2nd 2-9 37.5%	Game: 28.6%								
F Throw %	1st 2-3 66.7%	2nd 6-14 57.1%	Game: 57.7%								

ARKANSAS 18-7, 7-4

PLAYER	FG-A	3FG-A	FT-A	REB	PF	TP	A	TO	BLK	S	MIN
Weems, Sonny f	4-11	2-4	1-2	2	11	4	2	0	1	0	16
Washington, Mi. f	1-4	0-0	3-4	3	2	5	0	1	0	0	12
Hill, Steven c	3-4	0-0	0-1	3	1	6	0	2	1	0	18
Ervin, Gary g	7-13	1-3	2-2	6	17	2	3	0	0	0	25
Beverly, P. g	3-6	2-4	1-3	9	1	9	3	2	1	0	33
Thomas, Charles	3-4	0-0	0-2	4	6	1	2	0	0	0	14
Townes, Darian	6-6	0-0	0-0	7	12	4	0	1	1	0	18
Britt, Marcus	0-1	0-1	2-2	0	2	1	0	0	0	0	12
Welsch, Stefan	3-8	3-5	1-2	2	10	3	3	0	0	0	22
Rakestraw, Nate	0-1	0-1	0-2	0	1	0	1	0	0	0	9
Patsatsia, Levan	0-0	0-0	0-0	0	0	0	0	0	0	0	3
Cox, Stephen	0-1	0-0	0-0	1	0	0	0	0	0	0	2
Hunter, Vincent	3-4	3-4	0-0	2	9	0	0	0	0	0	16

TOTALS	33-63	11-23	10-18	38	17	87	18	14	5	7	200
TOTAL FG%	1st 20-34 58.8%	2nd 13-29 44.8%	Game: 52.4%								
3-Pt. FG%	1st 9-13 69.2%	2nd 4-10 20.0%	Game: 47.8%								
F Throw %	1st 2-3 66.7%	2nd 6-15 53.3%	Game: 55.5%								

Technical fouls: LSU-Johnson, Chris. Arkansas-None.
Attendance: 16212

SCORE BY PERIODS

LSU	1st	2nd	Total
Arkansas	28	33	61
LSU	51	36	87

Game 26

LSU 69, Ole Miss 49
02/23/08 at Maravich Center (Baton Rouge, LA)

OLE MISS 18-8 (4-8)

PLAYER	FG-A	3FG-A	FT-A	REB	PF	TP	A	TO	BLK	S	MIN
Parnell, J. f	1-5	0-0	0-0	4	1	2	0	0	0	0	13
Curtis, D. c	4-10	0-0	0-0	8	1	8	1	1	0	0	28
Warren, Chris g	3-16	2-10	0-0	2	8	1	1	0	0	0	31
Polynice, E. g	2-8	0-0	1-2	12	2	5	4	2	1	2	22
Huertias, D. g	2-11	1-6	4-4	10	5	9	0	3	1	1	23
Jones, Rodney	2-3	0-0	0-0	0	6	0	0	0	0	0	4
Smith, Brian	0-1	0-0	0-0	2	0	0	3	1	0	0	12
Watson, T.	1-4	0-0	0-1	2	1	2	0	0	0	0	9
White, Malcolm	0-2	0-0	1-2	0	2	1	0	1	1	1	7
Gaskins, Trevor	0-3	0-3	0-0	2	2	0	1	0	0	0	9
Graham, Zach	1-2	0-0	0-0	2	1	2	0	0	0	0	16
Williams, Kenny	3-6	0-0	0-2	1	4	6	0	2	0	0	26

TOTALS	19-71	5-22	6-11	46	21	49	10	9	5	5	200
TOTAL FG%	1st 9-36 25.0%	2nd 10-35 28.6%	Game: 26.8%								
3-Pt. FG%	1st 0-0 0.0%	2nd 5-13 38.5%	Game: 22.7%								
F Throw %	1st 5-8 62.5%	2nd 1-3 33.3%	Game: 54.5%								

LSU 10-16 (3-9)

PLAYER	FG-A	3FG-A	FT-A	REB	PF	TP	A	TO	BLK	S	MIN
Randolph, A. f	6-14	0-0	3-3	11	2	15	3	2	4	1	31
Johnson, C. c	5-11	0-0	2-3	15	1	12	1	0	5	0	37
Thornton, M. g	6-15	3-10	2-2	4	17	1	1	0	0	0	26
Temple, G. g	2-5	1-2	1-1	6	4	6	4	2	2	0	28
Farrer, Alex g	0-4	0-1	1-2	3	3	1	1	3	1	0	25
Terrebonne, G.	0-0	0-0	2-2	0	2	0	0	0	0	0	2
Spencer, Bo	2-6	1-2	0-0	1	2	5	0	0	0	0	14
Martin, Terry	3-6	2-4	3-4	2	11	3	0	0	0	0	22
Green, Garrett	0-2	0-0	0-0	2	1	0	0	0	0	0	6
Thornton, Q.	0-0	0-0	0-0	1	0	0	0	0	0	0	9

TOTALS	24-63	7-19	14-17	51	16	69	13	8	12	2	200
TOTAL FG%	1st 14-33 42.4%	2nd 10-30 33.3%	Game: 38.1%								
3-Pt. FG%	1st 4-11 36.4%	2nd 3-9 37.5%	Game: 38.8%								
F Throw %	1st 3-3 100%	2nd 11-14 78.6%	Game: 92.4%								

Technical fouls: Ole Miss-Huertias, David. LSU-Johnson, Chris.
Attendance: 8765

SCORE BY PERIODS

Ole Miss	1st	2nd	Total
LSU	23	26	49
LSU	35	34	69

Game 27

LSU 62, South Carolina 55
2/27/08 at Columbia, S.C.

LSU 11-16, 4-9 SEC

PLAYER	FG-A	3FG-A	FT-A	REB	PF	TP	A	TO	BLK	S	MIN
Randolph, A. f	7-17	0-0	6-6	10	2	20	0	3	0	1	34
Johnson, Chris c	5-10	1-4	2-2	10	2	13	0	4	6	1	40
Thornton, M. g	4-12	2-8	4-4	7	0	14	1	4	0	0	34
Temple, Garrett g	5-8	1-1	0-0	3	3	11	2	2	1	1	40
Farrer, Alex g	0-3	0-2	2-2	3	2	1	1	2	0	0	26
Martin, Terry	0-2	0-1	0-0	3	1	0	2	0	0	0	19
Green, Garrett	1-2	0-1	0-0	1	0	2	0	0	0	0	5
Thornton, Q.	0-0	0-0	0-0	0	0	0	0	0	0	0	2

TOTALS	22-54	4-17	14-14	44	10	62	6	14	9	3	200
TOTAL FG%	1st 12-26 46.2%	2nd 10-28 35.7%	Game: 40.7%								
3Pt. FG%	1st 4-11 36.4%	2nd 0-6 0.0%	Game: 23.5%								
F Throw %	1st 1-1 100%	2nd 13-13 100%	Game: 100%								

Technical fouls: LSU-None. South Carolina-None.
Attendance: 11246

SCORE BY PERIODS

LSU	1st	2nd	Total
South Carolina	37	40	77
LSU	34	38	72

SOUTH CAROLINA 12-15, 4-9 SEC

PLAYER	FG-A	3FG-A	FT-A	REB	PF	TP	A	TO	BLK	S	MIN
Archie, D. f	5-12	0-4	3-3	4	1	13	0	0	0	0	32
Day, Dwayne f	2-4	0-2	0-0	1	4	2	0	0	0	0	31
Baniulis, E. f	1-3	1-2	0-0	0	3	3	0	1	0	0	10
Downey, D. g	2-9	0-3	2-2	3	1	6	6	1	1	0	40
Farrer-Ross, B. g	0-4	0-1	0-0	2	0	0	0	1	0	0	18
Fredrick, Zam	8-18	3-10	2-2	4	0	21	4	0	2	0	32
Holmes, Mike	2-9	0-0	0-0	6	2	4	1	0	1	0	26
Muldrow, Sam	2-5	0-0	0-0	2	2	4	0	1	2	0	11
TEAM	22-64	4-22	7-7	28	13	55	13	4	4	9	200

TOTAL FG%	1st 10-28 35.7%	2nd 12-36 33.3%	Game: 34.4%
3-Pt. FG%	1st 2-11 18.2%	2nd 2-11 18.2%	Game: 18.2%
F Throw %	1st 4-4 100%	2nd 3-3 100%	Game: 100%

Game 28

LSU 71, Georgia 64
03/02/08 at Maravich Center (Baton Rouge, LA)

GEORGIA 12-15 (3-11)

PLAYER	FG-A	3FG-A	FT-A	REB	PF	TP	A	TO	BLK	S	MIN
Jackson, Albert f	1-3	0-0	0-0	4	5	2	1	5	0	0	15
Bliss, Dave c	1-4	0-0	3-4	5	4	5	3	2	1	1	30
Gaines, S. g	2-7	0-1	0-1	4	2	4	2	2	0	2	24
Woodbury, T. g	5-9	1-4	0-1	5	11	1	1	4	0	0	30
Humphrey, B. g	8-13	5-8	5-6	5	2	26	0	1	0	1	38
Swansey, Zac	1-6	0-1	1-3	4	1	3	4	1	1	4	25
Brewer, Troy	1-4	1-3	0-0	1	2	3	0	0	0	0	7
Butler, Corey	0-0	0-0	0-0	0							

- INTRO
- 100 YEARS
- THIS IS LSU
- TIGERS
- COACHES
- REVIEW**
- PREVIEW
- RECORDS
- HISTORY
- LSU
- MEDIA



Chris Johnson



Terry Martin

2007-08 Overall Season Statistics

Record - 13-18, Home 9-6, Away 3-9, Neutral 1-3

NO.	PLAYER	GP-GS	MIN-AVG.	FG-FGA	PCT.	3FG-FGA	PCT.	FT-FTA	PCT.	/-----REBOUNDS-----/					PF-FO	A	TO	BLK	STL	PTS-AVG.
										OFF	DEF	TOT-AVG.	PF-FO	A						
5	Thornton, Marcus	31-29	1043-33.6	212-486	.436	90-239	.377	94-115	.817	63	111	174-5.6	62-0	42	68	10	43	608-19.6		
3	Randolph, Anthony	31-30	1016-32.8	183-394	.464	2-19	.105	115-166	.693	86	177	263-8.5	85-1	38	92	70	35	483-15.6		
21	Johnson, Chris	25-21	746-29.8	114-217	.525	15-49	.306	46-54	.852	52	113	165-6.6	61-2	20	60	66	16	289-11.6		
13	Martin, Terry	31-16	752-24.3	97-261	.372	43-141	.305	21-29	.724	19	58	77-2.5	50-1	50	45	9	7	258-8.3		
1	Mitchell, Tasmin	3-3	66-22.0	7-21	.333	0-5	.000	8-10	.800	5	12	17-5.7	8-0	6	9	1	7	22-7.3		
14	Temple, Garrett	31-28	1066-34.4	61-155	.394	22-73	.301	54-69	.783	28	103	131-4.2	91-2	111	73	24	41	198-6.4		
11	Spencer, Bo	30-3	475-15.8	33-102	.324	20-62	.323	16-22	.727	10	26	36-1.2	36-0	43	27	1	15	102-3.4		
2	Mason, Dameon	7-0	120-17.2	9-28	.321	0-0	.000	4-11	.364	5	16	21-3.0	13-0	5	5	4	5	22-3.1		
30	Farrer, Alex	27-14	474-17.6	28-73	.384	7-31	.226	18-28	.643	12	35	47-1.7	40-0	35	28	4	15	81-3.0		
20	Green, Garrett	25-1	241-9.6	20-47	.426	2-5	.400	3-7	.429	17	23	40-1.6	41-1	3	11	5	1	45-1.8		
32	Thornton, Quintin	17-5	218-12.8	7-13	.538	0-0	.000	5-8	.625	7	21	28-1.6	31-0	7	7	2	1	19-1.1		
10	Terrebonne, Greg	4-0	8-2.0	1-3	.333	0-0	.000	2-2	1.000	0	0	0-0.0	0-0	2	1	0	0	4-1.0		
Team										46	63	109-3.5			2					
LSU		31	6225	772-1800	.429	201-624	.322	386-521	.741	350	758	1108-35.7	520-7	362	428	196	186	2131-68.7		
Opponents		31	6225	795-1884	.422	210-608	.345	345-515	.670	423	741	1164-37.5	509-10	391	415	112	208	2145-69.2		

Score By Periods	1st	2nd	OT	Total
LSU	1000	1125	6	2131
Opponents	1043	1093	9	2145

2007-08 SEC Statistics

Record - 6-10, Home-3-5, Away-3-5

NO.	PLAYER	GP-GS	MIN-AVG.	FG-FGA	PCT.	3FG-FGA	PCT.	FT-FTA	PCT.	/-----Rebounds-----/					PF-FO	A	TO	BLK	STL	PTS-AVG.
										OFF	DEF	TOT-AVG.	PF-FO	A						
5	Thornton, Marcus	16-15	535-33.4	120-268	.448	56-133	.421	50-63	.794	30	52	82-5.1	26-0	17	36	4	18	346-21.6		
3	Randolph, Anthony	16-16	549-34.3	102-225	.453	0-4	.000	63-89	.708	53	92	145-9.1	44-0	18	54	32	13	267-16.7		
21	Johnson, Chris	11-9	354-32.2	50-114	.439	7-30	.233	20-25	.800	30	58	88-8.0	30-1	14	20	38	3	127-11.5		
14	Temple, Garrett	16-16	578-36.1	36-98	.367	12-42	.286	29-36	.806	20	57	77-4.8	48-0	62	35	9	24	113-7.1		
2	Mason, Dameon	1-0	29-29.0	3-9	.333	0-0	.000	1-2	.500	1	2	3-3.0	3-0	0	2	1	3	7-7.0		
13	Martin, Terry	16-3	333-20.8	37-106	.349	14-58	.241	12-15	.800	7	19	26-1.6	23-1	20	15	1	2	100-6.3		
30	Farrer, Alex	16-13	353-22.1	21-56	.375	3-22	.136	11-16	.688	9	25	34-2.1	32-0	25	22	4	13	56-3.5		
10	Terrebonne, Greg	1-0	2-2.0	0-0	.000	0-0	.000	2-2	1.000	0	0	0-0.0	0-0	0	0	0	0	2-2.0		
11	Spencer, Bo	15-2	161-10.7	7-36	.194	3-17	.176	1-2	.500	4	9	13-0.9	14-0	9	2	0	7	18-1.2		
32	Thornton, Quintin	16-5	214-13.4	7-13	.538	0-0	.000	5-8	.625	7	21	28-1.8	31-0	7	7	2	1	19-1.2		
20	Green, Garrett	13-1	92-7.1	6-21	.286	1-4	.250	1-2	.500	8	2	10-0.8	15-0	0	2	2	0	14-1.1		
Team										28	35	63-3.9			1					
LSU		16	3200	389-946	.411	96-310	.310	195-260	.750	197	372	569-35.6	267-2	172	196	93	84	1069-66.8		
Opponents		16	3200	422-956	.441	118-315	.375	168-251	.669	207	385	592-37.0	256-3	210	199	67	95	1130-70.6		

Score By Periods	1st	2nd	Totals
LSU	509	560	1069
Opponents	571	559	1130



Alex Farrer



Garrett Temple

- INTRO
- 100 YEARS
- THIS IS LSU
- TIGERS
- COACHES
- REVIEW**
- PREVIEW
- RECORDS
- HISTORY
- LSU
- MEDIA

DATE	OPPONENT	SCORE	ATTEND.	LOC	HIGH SCORER	HIGH REBOUNDER
11-12-07	SOUTHEASTERN LA.	W, 72-62	8171	H	Marcus Thornton 27	Anthony Randolph 13
11-14-07	MCNEESE STATE	W, 78-74	7891	H	Marcus Thornton 24	Tasmin Mitchell 14
11-19-07	& Oklahoma State	L, 77-83	2500	N	Marcus Thornton 20	Terry Martin 6
11-20-07	& Chaminade	W, 78-72	2500	A	Anthony Randolph 21	Chris Johnson 11
11-21-07	& Arizona State	L, 84-87 (ot)	2500	N	Anthony Randolph 21	Marcus Thornton 12
11-28-07	NICHOLLS STATE	W, 68-41	7704	H	Marcus Thornton 24	Anthony Randolph 7
11-30-07	SOUTHERN UNIV.	W, 88-45	7719	H	Anthony Randolph 24	Anthony Randolph 11
12-6-07	# Villanova	L, 67-68	9212	A	Marcus Thornton 15	Marcus Thornton 13
12-15-07	NORTHWESTERN ST.	W, 82-58	7809	H	Marcus Thornton 22	Anthony Randolph 8
12-19-07	Wichita State	L, 47-67	10478	A	Marcus Thornton 12	Marcus Thornton 11
12-22-07	Oregon State	W, 67-61	7713	H	Marcus Thornton 20	Anthony Randolph 9
12-29-07	Washington	L, 65-73	8947	H	Chris Johnson 19	Randolph, Johnson 9
1-2-08	Tulane	L, 63-68	3690	A	Terry Martin 19	Anthony Randolph 9
1-5-08	Texas A&M	L, 53-79	12255	A	Anthony Randolph 16	Randolph, MThornton 7
1-9-08	*MISSISSIPPI STATE	L, 39-61	7843	H	Marcus Thornton 12	Anthony Randolph 9
1-12-08	*Ole Miss	L, 71-74	9328	A	Marcus Thornton 25	Anthony Randolph 11
1-16-08	*AUBURN	L, 67-74	9746	H	Marcus Thornton 27	Marcus Thornton 6
1-19-08	*Vanderbilt	L, 76-92	13797	A	Marcus Thornton 27	Anthony Randolph 19
1-26-08	*ARKANSAS	L, 56-68	8860	H	Marcus Thornton 20	Quintin Thornton 9
1-30-08	*Auburn	W, 81-80	5749	A	Marcus Thornton 38	Garrett Temple 8
2-2-08	*Alabama	L, 72-81	15316	A	Marcus Thornton 22	Anthony Randolph 12
2-9-08	*TENNESSEE	L, 45-47	10165	H	Chris Johnson 17	Randolph, Johnson 8
2-13-08	*Florida	W, 85-73	11880	A	Anthony Randolph 22	Chris Johnson 6
2-16-08	*KENTUCKY	L, 63-67	9870	H	Anthony Randolph 24	Anthony Randolph 14
2-20-08	*Arkansas	L, 61-87	16212	A	Terry Martin 18	Randolph, Johnson 7
2-23-08	*OLE MISS	W, 69-49	8765	H	Marcus Thornton 17	Chris Johnson 15
2-27-08	*South Carolina	W, 62-55	11246	A	Anthony Randolph 20	Randolph, Johnson 10
3-2-08	*GEORGIA	W, 71-64	8130	H	Marcus Thornton 36	Chris Johnson 15
3-5-08	*ALABAMA	W, 80-74	9136	H	Anthony Randolph 29	Chris Johnson 10
3-8-08	*Mississippi State	L, 75-84	9197	H	Marcus Thornton 38	Anthony Randolph 10
3-13-08	%South Carolina	L, 73-77	12659	N	Anthony Rnaldolph 22	Chris Johnson 14

*SEC Games
 &EA Sports Maui Inviational -- Lahaina, Hawaii
 #Pizza Hut Big East/SEC Invitational
 %SEC Tournament -- Atlanta, Ga.

INTRO

100 YEARS

THIS IS LSU

TIGERS

COACHES

REVIEW

PREVIEW

RECORDS

HISTORY

LSU

MEDIA

Individual Superlatives

POINTS

- 38 -- Marcus Thornton, at Miss. State (3-08-08)
- 38 -- Marcus Thornton, at Auburn (1-30-08)
- 36 -- Marcus Thornton, vs. Georgia (3-2-08)
- 29 -- Anthony Randolph, vs. Alabama (3-5-08)
- 27 -- Marcus Thornton, 4 times

FIELD GOALS MADE

- 14 -- Marcus Thornton, at Auburn (1-30-08)
- 13 -- Marcus Thornton, at Miss. State (3-8-08)
- 12 -- Marcus Thornton, vs. Georgia (3-2-08)
- 10 -- Anthony Randolph, three times
- 10 -- Marcus Thornton, twice

FIELD GOAL ATTEMPTS

- 27 -- Marcus Thornton, at Miss. State (3-8-08)
- 23 -- Marcus Thornton, at Auburn (1-30-08)
- 21 -- Marcus Thornton, vs. Georgia (3-2-08)
- 21 -- Marcus Thornton, at Vanderbilt (1-19-08)
- 20 -- Marcus Thornton, three times

FIELD GOAL PERCENTAGE (MIN. 8 MADE)

- .889 (8-9) -- Chris Johnson, vs. Oklahoma State
- .750 (9-12) -- Chris Johnson, vs. Washington (12-29-07)
- .727 (8-11) -- Chris Johnson, at Florida (2-13-08)
- .727 (8-11) -- Marcus Thornton, at Florida (2-13-08)

3 PT FIELD GOALS MADE

- 8 -- Marcus Thornton, at Auburn (1-30-08)
- 6 -- Marcus Thornton, at Miss. State (3-8-08)
- 6 -- Marcus Thornton, vs. Auburn (1-16-08)
- 6 -- Marcus Thornton, vs. Oregon State (12-22-07)
- 5 -- Marcus Thornton, vs. Georgia (3-2-08)

3 PT FIELD GOAL ATTEMPTS

- 16 -- Marcus Thornton, vs. Auburn (1-16-08)
- 15 -- Marcus Thornton, at Auburn (1-30-08)
- 12 -- Marcus Thornton, at Miss. State (3-8-08)
- 12 -- Marcus Thornton, vs. Arizona State (11-21-07)
- 11 -- Marcus Thornton, at Alabama (2-2-08)
- 11 -- Terry Martin, vs. Oregon State (12-22-07)

3 PT FIELD GOAL PCT. (MIN. 4 MADE)

- .714 (5-7) -- Marcus Thornton, vs. Georgia (3-2-08)
- .667 (4-6) -- Terry Martin, at Villanova (12-6-07)
- .600 (6-10) -- Marcus Thornton, vs. Oregon State (12-22-07)
- .571 -- Marcus Thornton, three times

FREE THROWS MADE

- 9 -- Anthony Randolph, vs. Alabama (3-5-08)
- 8 -- Garrett Temple, vs. Auburn (1-16-08)
- 8 -- Anthony Randolph, vs. Oregon State (12-22-07)
- 8 -- Tasmin Mitchell, vs. McNeese State (11-14-07)
- 7 -- Marcus Thornton, twice
- 7 -- Anthony Randolph, vs. Northwestern State (12-15-07)

FREE THROW ATTEMPTS

- 12 -- Marcus Thornton, vs. Georgia (3-2-08)
- 12 -- Anthony Randolph, vs. Oregon State (12-22-07)
- 10 -- Anthony Randolph, twice
- 10 -- Tasmin Mitchell, vs. McNeese State (11-14-07)

FREE THROW PCT (MIN. 8 MADE)

- 1.000 (9-9) -- Anthony Randolph, vs. Alabama (3-5-08)
- .889 (8-9) -- Garrett Temple, vs. Auburn (1-16-08)
- .800 (8-10) -- Tasmin Mitchell, vs. McNeese State (11-14-07)
- .778 (7-9) -- Marcus Thornton, vs. Southeastern (11-12-07)
- .700 (7-10) -- Anthony Randolph vs. NW. St. (12-15-07)

REBOUNDS

- 19 -- Anthony Randolph, at Vanderbilt (1-19-08)
- 15 -- Chris Johnson, vs. South Carolina (3-13-08)
- 15 -- Chris Johnson, vs. Ole Miss (2-23-08)
- 14 -- Chris Johnson, vs. South Carolina (3-13-08)
- 14 -- Anthony Randolph vs. Kentucky (2-16-08)
- 14 -- Tasmin Mitchell vs. McNeese State (11-14-07)

ASSISTS

- 8 -- Garrett Temple, vs. Alabama (3-5-08)
- 7 -- Garrett Temple, at Auburn (1-30-08)
- 7 -- Garrett Temple, vs. Arizona State (11-21-07)
- 6 -- Garrett Temple, twice
- 6 -- Alex Farrer, at Florida (2-13-08)
- 6 -- Terry Martin, vs. Oregon State (12-22-07)
- 6 -- Bo Spencer, vs. Southern University (11-30-07)

STEALS

- 4 -- Anthony Randolph, three times
- 4 -- Marcus Thornton, twice
- 4 -- Alex Farrer, vs. Tennessee (2-9-08)
- 4 -- Tasmin Mitchell, vs. McNeese State (11-14-07)

BLOCKED SHOTS

- 7 -- Chris Johnson, vs. Alabama (3-5-08)
- 7 -- Chris Johnson, vs. Georgia (3-2-08)
- 6 -- Chris Johnson, at South Carolina (2-27-08)
- 6 -- Chris Johnson, vs. McNeese State (11-14-07)
- 6 -- Anthony Randolph, vs. Southeastern Louisiana (11-12-07)

Team Superlatives

POINTS

- High: 88 - vs. Southern University (11-30-07)
- 85 - at Florida (2-13-08)
- 84 - vs. Arizona State (11-21-07)
- 82 - vs. Northwestern State (12-15-08)
- Low: 39 - vs. Miss. State (1-9-08)
- 45 - vs. Tennessee (2-9-08)
- 47 - at Wichita State (12-29-07)
- 52 - vs. Arkansas (1-26-08)

FIELD GOALS MADE

- High: 35 - vs. Southern University (11-30-07)
- 33 - at Florida (2-13-08)
- 32 - vs. Chaminade (11-20-07)
- Low: 14 - vs. Miss. State (1-9-08)
- 18 - at Wichita State (12-19-07)
- 20 - three times

FIELD GOAL ATTEMPTS

- High: 72 - at Miss. State (3-8-08)
- 69 - vs. Arkansas (1-26-08)
- 68 - vs. Chaminade (11-20-07)
- Low: 48 - vs. Nicholls State (11-28-07)
- 48 - vs. Auburn (1-16-08)
- 50 - vs. Tennessee (2-9-08)

FIELD GOAL PERCENTAGE

- High: .600 (33-55) - at Florida (2-13-08)
- .538 (35-65) - vs. Southern University (11-30-07)
- .529 (27-51) - vs. Alabama (3-5-08)
- .521 (25-48) - vs. Nicholls State (11-28-07)
- Low: .212 (14-66) - vs. Miss. State (1-9-08)
- .290 (20-69) - vs. Arkansas (1-26-08)
- .310 (18-58) - at Wichita State (12-19-07)
- .351 (20-57) - vs. Oregon State (12-22-07)

3 PT FIELD GOALS MADE

- High: 12 - vs. Arizona State (11-21-07)
- 11 - vs. Oklahoma State (11-19-07)
- 10 - at Auburn (1-30-08)
- 10 - vs. Oregon State (12-22-07)
- Low: 2 - vs. Miss. State (1-9-08)
- 3 - four times

3 PT FIELD GOAL ATTEMPTS

- High: 33 - vs. Arizona State (11-21-07)
- 26 - vs. Arkansas (1-26-08)
- 25 - at Auburn (1-30-08)
- 25 - vs. Oklahoma State (11-19-07)
- Low: 13 - vs. Washington (12-29-07)
- 13 - at Vanderbilt (1-19-08)
- 13 - vs. Georgia (3-2-08)
- 14 - vs. at Arkansas (2-20-08)

3 PT FIELD GOAL PERCENTAGE

- High: .450 (9-20) - at Florida (2-13-08)
- .450 (9-20) - vs. Northwestern State (12-15-07)
- .440 (11-25) - vs. Oklahoma State (11-19-07)
- .435 (10-23) - vs. Oregon State (12-22-07)
- Low: .118 (2-17) - vs. Miss. State (1-9-08)
- .150 (3-20) - vs. Tennessee (2-9-08)
- .167 (3-18) - vs. McNeese State (11-14-07)
- .190 (4-21) - at Wichita State (12-19-07)

FREE THROWS MADE

- High: 23 - vs. Northwestern State (12-15-07)
- 21 - at Alabama (2-2-08)
- 21 - vs. McNeese State (11-14-07)
- 19 - vs. Alabama (3-5-08)
- Low: 2 - vs. Tennessee (2-9-08)
- 4 - at Texas A&M (1-5-08)
- 7 - three times

FREE THROW ATTEMPTS

- High: 30 - vs. Northwestern State (12-15-07)
- 29 - vs. McNeese State (11-14-07)
- 28 - vs. Georgia (3-2-08)
- 26 - at Arkansas (2-20-08)
- Low: 4 - vs. Tennessee (2-9-08)
- 8 - at Texas A&M (1-5-08)
- 8 - vs. Arkansas (1-26-08)
- 9 - at Wichita State (12-19-07)

FREE THROW PERCENTAGE

- High: 1.000 (14-14) - at South Carolina (2-27-08)
- .955 (21-22) - at Alabama (2-2-08)
- .905 (19-21) - vs. Alabama (3-5-08)
- .889 (16-18) - vs. Oklahoma State (11-19-07)
- Low: .467 (7-15) - at Ole Miss (1-12-08)
- .500 (2-4) - vs. Tennessee (2-9-08)
- .500 (4-8) - at Texas A&M
- .500 (7-14) - vs. Chaminade (11-20-07)

REBOUNDS

- High: 51 - vs. Ole Miss (2-23-08)
- 51 - vs. Southern University (11-30-07)
- 44 - at South Carolina (2-27-08)
- 42 - vs. South Carolina (3-13-08)
- Low: 22 - at Florida (2-13-08)
- 25 - vs. Alabama (3-5-08)
- 29 - vs. Southeastern (11-12-07)
- 29 - vs. Auburn (1-16-08)

ASSISTS

- High: 20 - vs. Alabama (3-5-08)
- 19 - at Florida (2-13-08)
- 18 - vs. Southern University (11-30-07)
- 18 - vs. Arizona State (11-21-07)
- Low: 4 - vs. Miss. State (1-9-08)
- 6 - at Wichita State (12-19-07)
- 6 - vs. Tennessee (2-9-08)
- 6 - at South Carolina (2-27-08)

STEALS

- High: 12 - vs. Northwestern State (12-15-07)
- 11 - vs. Southeastern University (11-12-07)
- 9 - at Florida (2-13-08)
- 9 - vs. McNeese State (11-14-07)
- Low: 1 - at Auburn (1-30-08)
- 2 - vs. Ole Miss (2-23-08)
- 3 - four times

BLOCKED SHOTS

- High: 14 - vs. Alabama (3-5-08)
- 14 - at Villanova (12-6-07)
- 12 - vs. Ole Miss (2-23-08)
- 11 - three times
- Low: 0 - vs. Auburn (1-16-08)
- 1 - vs. South Carolina (3-13-08)
- 2 - at Miss. State (3-8-08)
- 3 - four times

2007-08 Game-by-Game Statistics

OPPONENT	1st HALF	2nd HALF	SCORE	MAR	FG	PCT.	3FG	PCT.	FT	PCT.	REB.	MAR	AST.	TO	BLKS	STLS.	FLS
Southeastern La..	30	32	62		25-63	.397	4-19	.211	8-14	.571	38		6	16	1	7	20
LSU (W, 1-0)	30	42	72	+10	26-51	.510	6-16	.375	14-20	.700	29	-9	13	14	8	11	15
McNeese State	32	42	74		29-64	.453	12-23	.522	4-6	.667	31		10	14	5	7	22
LSU (W, 2-0)	32	46	78	+4	27-56	.482	3-18	.167	21-29	.724	38	+7	13	14	11	9	11
LSU (L, 2-1)	24	53	77	-6	25-53	.472	11-25	.440	16-18	.889	31	-1	14	26	7	5	25
Oklahoma State	42	41	83		27-58	.466	9-20	.450	20-24	.833	32		12	18	3	12	21
LSU (W, 3-1)	36	42	78	+6	32-68	.471	7-21	.333	7-14	.500	41	-4	12	11	11	8	13
Chaminade	41	31	72		27-71	.380	13-33	.394	5-7	.714	45		15	14	0	5	16
LSU (L, 3-2)	40	38	84	-3	29-62	.468	12-33	.364	14-16	.875	37	+3	18	20	5	4	25
Arizona State	43	35	87		31-62	.500	6-21	.286	19-29	.655	34		15	14	4	9	18
Nicholls State	19	22	41		16-53	.302	5-24	.208	4-14	.286	28		10	19	0	14	16
LSU (W, 4-2)	31	37	68	+28	25-48	.521	7-20	.350	11-15	.733	39	+11	10	21	9	7	13
Southern	21	24	45		16-65	.246	3-19	.158	10-19	.526	35		4	14	4	9	14
LSU (W, 5-2)	31	57	88	+43	35-65	.538	7-19	.368	11-15	.733	51	+16	18	12	7	8	16
LSU (L, 5-3)	35	32	67	-1	22-52	.423	7-23	.304	16-25	.640	39	-4	14	16	14	7	23
Villanova	24	44	68		21-62	.339	3-9	.333	23-34	.676	43		10	13	4	9	18
Northwestern State	24	34	58		22-71	.310	7-23	.304	7-7	1.000	48		11	21	4	6	23
LSU (W, 6-3)	39	43	82	+24	25-53	.472	9-20	.450	23-30	.767	34	-14	17	17	7	12	10
LSU (L, 6-4)	20	27	47	-20	18-58	.310	4-21	.190	7-9	.778	31	-19	6	11	5	5	13
Wichita State	27	40	67		26-65	.400	2-19	.105	13-14	.929	50		15	11	3	7	13
Oregon State	31	30	61		24-57	.421	6-18	.333	7-14	.500	43		12	19	5	2	20
LSU (W, 7-4)	38	29	67	+6	20-57	.351	10-23	.435	17-22	.773	33	-10	15	10	6	8	15
Washington	27	46	73		28-61	.459	3-12	.250	14-20	.700	38		13	14	2	11	14
LSU (L, 7-5)	41	24	65	-8	26-58	.448	3-13	.231	10-12	.833	33	-5	9	18	4	7	18
LSU (L, 7-6)	32	31	63	-5	23-57	.404	8-23	.348	9-14	.643	30	-10	12	12	5	5	17
Tulane	31	37	68		23-57	.404	5-12	.417	17-19	.895	40		14	12	5	5	12
LSU (L, 7-7)	28	25	53	-26	23-62	.371	3-15	.200	4-8	.500	31	-9	9	11	3	3	20
Texas A&M	43	36	79		28-54	.519	5-14	.357	18-27	.667	40		14	9	3	3	12
Miss. State	25	36	61		24-50	.480	4-18	.222	9-17	.529	47	-11	11	17	10	5	15
LSU (L, 7-8, 0-1)	19	20	39	-22	14-66	.212	2-17	.118	9-13	.692	36	-11	4	9	4	6	14
LSU (L, 7-9, 0-2)	29	42	71	-3	28-61	.459	8-23	.348	7-15	.467	35	-4	11	8	4	6	18
Ole Miss	43	31	74		28-61	.459	6-20	.300	12-18	.667	39		11	9	1	2	15
Auburn	28	46	74		29-53	.547	9-19	.474	7-15	.467	28		15	13	1	9	18
LSU (L, 7-10, 0-3)	32	35	67	-7	23-48	.479	7-24	.292	14-19	.737	29	+1	12	15	0	6	19
LSU (L, 7-11, 0-4)	33	43	76	-16	28-59	.475	4-13	.308	16-19	.842	38	+7	8	17	3	3	22
Vanderbilt	43	49	92		32-65	.492	9-20	.450	19-25	.760	31		21	8	3	7	17
Arkansas	39	29	68		23-53	.434	10-15	.667	12-15	.800	42		8	17	7	4	11
LSU (L, 7-12, 0-5)	22	30	52	-16	20-69	.290	5-26	.192	7-8	.875	37	-5	8	12	4	5	17
LSU (W, 8-12, 1-5)	41	40	81	+1	31-61	.508	10-25	.400	9-12	.750	30	--	16	7	5	1	14
Auburn	42	38	80		28-55	.509	10-23	.435	14-15	.933	30		14	8	3	2	17
LSU (L, 8-13, 1-6)	35	37	72	-9	21-57	.368	9-22	.409	21-22	.955	36	--	12	16	3	6	18
Alabama	43	38	81		28-59	.475	9-21	.429	16-24	.667	36		20	13	5	12	18
Tennessee	27	20	47		19-60	.317	5-19	.263	4-15	.267	39		6	15	5	13	13
LSU (L, 8-14, 1-7)	24	21	45	-2	20-50	.400	3-20	.150	2-4	.500	38	-1	6	22	9	8	18
LSU (W, 9-14, 2-7)	41	44	85	+12	33-55	.600	9-20	.450	10-15	.667	22	-17	19	11	6	9	12
Florida	33	40	73		30-65	.462	9-27	.333	4-5	.800	39		15	19	1	2	15
Kentucky	28	39	67		26-51	.510	7-14	.500	8-10	.800	31		16	13	3	3	13
LSU (L, 9-15, 2-8)	30	33	63	-4	25-62	.403	5-18	.278	8-10	.800	33	+2	7	10	3	8	18
LSU (L, 9-16, 2-9)	28	33	61	-26	21-57	.368	4-14	.286	15-26	.577	34	-4	14	16	4	5	19
Arkansas	51	36	87		33-63	.524	11-23	.478	10-18	.556	38		18	14	5	7	17
Ole Miss	23	26	49		19-71	.268	5-22	.227	6-11	.545	46		10	9	5	5	21
LSU (W, 10-16, 3-9)	35	34	69	+20	24-63	.381	7-19	.368	14-17	.824	51	+5	13	8	12	2	16
LSU (W, 11-16, 4-9)	29	33	62	+7	22-54	.407	4-17	.235	14-14	1.000	44	+16	6	14	9	3	10
South Carolina	26	29	55		22-64	.344	4-22	.182	7-7	1.000	28		13	4	4	9	13
Georgia	34	30	64		24-56	.429	7-17	.412	9-15	.600	36		11	18	2	8	25
LSU (W, 12-16, 5-9)	31	40	71	+7	24-61	.393	5-13	.385	18-28	.643	40	+4	9	12	11	6	18
Alabama	44	30	74		29-68	.426	5-15	.333	11-17	.647	42		12	8	2	5	15
LSU (W, 13-16, 6-9)	37	43	80	+6	27-51	.529	7-17	.412	19-21	.905	25	-17	20	7	14	6	15
LSU (L, 13-17, 6-10)	43	32	75	-9	28-72	.389	7-22	.318	12-17	.706	41	+1	7	12	2	4	21
Mississippi State	42	42	84		28-62	.452	8-20	.400	20-24	.833	40		9	14	10	2	13

SEC Tournament - Atlanta

South Carolina	37	40	77		30-65	.462	9-27	.333	8-16	.500	27		20	8	2	7	14
LSU (L, 13-18)	34	39	73	-4	27-54	.500	8-24	.333	11-14	.786	42	+15	10	19	1	3	19

- INTRO
- 100 YEARS
- THIS IS LSU
- TIGERS
- COACHES
- REVIEW
- PREVIEW
- RECORDS
- HISTORY
- LSU
- MEDIA



INTRO

100 YEARS

THIS IS LSU

TIGERS

COACHES

REVIEW

PREVIEW

RECORDS

HISTORY

LSU

MEDIA

2007-08 Starting Lineups

Game 1- Southeastern Louisiana (H-W)

F - Tasmin Mitchell
 F - Anthony Randolph
 G - Marcus Thornton
 G - Terry Martin
 G - Garrett Temple

Game 2- McNeese State (H-W)

F - Tasmin Mitchell
 F - Anthony Randolph
 C - Chris Johnson
 G - Marcus Thornton
 G - Terry Martin

Game 3- Okalahoma State (Maui-L)

F - Tasmin Mitchell
 F - Anthony Randolph
 C - Chris Johnson
 G - Marcus Thornton
 G - Terry Martin

Game 4- Chamaine (Maui-W)

F - Anthony Randolph
 C - Chris Johnson
 G - Marcus Thornton
 G - Terry Martin
 G - Garrett Temple

Game 5- Arizona State (Maui-L)

F - Anthony Randolph
 C - Chris Johnson
 G - Marcus Thornton
 G - Terry Martin
 G - Garrett Temple

Game 6- Nicholls State (H-W)

F - Anthony Randolph
 C - Chris Johnson
 G - Marcus Thornton
 G - Terry Martin
 G - Garrett Temple

Game 7- Southern University (H-W)

F - Anthony Randolph
 C - Chris Johnson
 G - Marcus Thornton
 G - Terry Martin
 G - Garrett Temple

Game 8- Villanova- (A-L)

F - Anthony Randolph
 G - Garrett Temple
 C - Chris Johnson
 G - Marcus Thornton
 G - Terry Martin

Game 9- Northwestern State (H-W)

F - Anthony Randolph
 F - Chris Johnson
 G - Marcus Thornton
 G - Terry Martin
 G - Garrett Temple

Game 10- Wichita State (A-L)

F - Anthony Randolph
 C - Chris Johnson
 G - Marcus Thornton
 G - Terry Martin
 G - Garrett Temple

Game 11- Oregon State (H-W)

F - Anthony Randolph
 C - Chris Johnson
 G - Marcus Thornton
 G - Terry Martin
 G - Garrett Temple

Game 12- Washington (H-L)

F - Anthony Randolph
 C - Chris Johnson
 G - Marcus Thornton
 G - Terry Martin
 G - Garrett Temple

Game 13- Tulane (A-L)

F - Anthony Randolph
 C - Chris Johnson
 G - Marcus Thornton
 G - Terry Martin
 G - Garrett Temple

Game 14- Texas A&M (A-L)

F - Anthony Randolph
 G - Marcus Thornton
 G - Bo Spencer
 G - Terry Martin
 G - Garrett Temple

Game 15- Mississippi State (H-L)

F - Anthony Randolph
 G - Marcus Thornton
 G - Bo Spencer
 G - Terry Martin
 G - Garrett Temple

Game 16- Ole Miss (A-L)

F - Anthony Randolph
 F - Garrett Green
 G - Marcus Thornton
 G - Terry Martin
 G - Garrett Temple

Game 17- Auburn (H-L)

F - Anthony Randolph
 F - Quintin Thornton
 G - Marcus Thornton
 G - Garrett Temple
 G - Alex Farrer

Game 18- Vanderbilt (A-L)

F - Quintin Thornton
 F - Anthony Randolph
 G - Marcus Thornton
 G - Garrett Temple
 G - Alex Farrer

Game 19- Arkansas (H-L)

F - Anthony Randolph
 F - Quintin Thornton
 G - Marcus Thornton
 G - Bo Spencer
 G - Garrett Temple

Game 20- Auburn (A-W)

F - Anthony Randolph
 F - Quintin Thornton
 G - Marcus Thornton
 G - Garrett Temple
 G - Alex Farrer

Game 21- Alabama (A-L)

F - Anthony Randolph
 F - Quintin Thornton
 G - Marcus Thornton
 G - Garrett Temple
 G - Alex Farrer

Game 22- Tennessee (H-L)

F - Marcus Thornton
 C - Chris Johnson
 G - Anthony Randolph
 G - Garrett Temple
 G - Alex Farrer

Game 23- Florida (A-W)

F - Anthony Randolph
 C - Chris Johnson
 G - Marcus Thornton
 G - Garrett Temple
 G - Alex Farrer

Game 24- Kentucky (H-L)

F - Anthony Randolph
 C - Chris Johnson
 G - Marcus Thornton
 G - Garrett Temple
 G - Alex Farrer

Game 25- Arkansas (A-L)

F - Anthony Randolph
 C - Chris Johnson
 G - Terry Martin
 G - Garrett Temple
 G - Alex Farrer

Game 26- Ole Miss (H-W)

F - Anthony Randolph
 C - Chris Johnson
 G - Marcus Thornton
 G - Garrett Temple
 G - Alex Farrer

Game 27- South Carolina (A-W)

F - Anthony Randolph
 C - Chris Johnson
 G - Marcus Thornton
 G - Garrett Temple
 G - Alex Farrer

Game 28- Georgia (H-W)

F - Anthony Randolph
 C - Chris Johnson
 G - Marcus Thornton
 G - Garrett Temple
 G - Alex Farrer

Game 29- Alabama (H-W)

F - Anthony Randolph
 C - Chris Johnson
 G - Marcus Thornton
 G - Garrett Temple
 G - Alex Farrer

Game 30- Miss State (A-L)

F - Anthony Randolph
 C - Chris Johnson
 G - Marcus Thornton
 G - Garrett Temple
 G - Alex Farrer

Game 31- South Carolina (SECT-L)

F - Anthony Randolph
 C - Chris Johnson
 G - Marcus Thornton
 G - Garrett Temple
 G - Alex Farrer

Lineup Records

Record 1-0

F -- Mitchell
 F -- Randolph
 G -- M. Thornton
 G -- Martin
 G -- Temple

Record 1-1

F -- Mitchell
 F -- Randolph
 C -- Johnson
 G -- M. Thornton
 G -- Martin

Record 6-4

F -- Randolph
 C -- Johnson
 G -- M. Thornton
 G -- Martin
 G -- Temple

Record 0-2

F -- Randolph
 G -- M. Thornton
 G -- Spencer
 G -- Martin
 G -- Temple

Record 0-1

F -- Randolph
 F -- Green
 G -- M. Thornton
 G -- Martin
 G -- Temple

Record 1-3

F -- Randolph
 F -- Q. Thornton
 G -- Farrer
 G -- M. Thornton
 G -- Temple

Record 0-1

F -- Randolph
 F -- Q. Thornton
 G -- M. Thornton
 G -- Spencer
 G -- Temple

Record 5-4

F -- Randolph
 C -- Johnson
 G -- Farrer
 G -- M. Thornton
 G -- Temple

Record 0-1

F -- Randolph
 C -- Johnson
 G -- Martin
 G -- Farrer
 G -- Temple



2007-08 Final SEC Standings

WESTERN DIVISION	SEC	PCT.	OVERALL	PCT.
Mississippi State @	12-4	.750	23-11	.676
Arkansas	9-7	.563	23-12	.657
Ole Miss	7-9	.438	24-11	.686
LSU	6-10	.375	13-18	.419
Alabama	5-11	.313	17-16	.515
Auburn	4-12	.250	14-16	.467

EASTERN DIVISION	SEC	PCT.	OVERALL	PCT.
Tennessee #	14-2	.875	31-5	.861
Kentucky	12-4	.750	18-13	.581
Vanderbilt	10-6	.625	26-8	.765
Florida	8-8	.500	24-12	.667
South Carolina	5-11	.313	14-18	.438
Georgia !	4-12	.250	17-17	.500

SEC Champions; SEC East Division Champions; ! - SEC Tournament Champions; @ - SEC West Co-Champions

SEC Weekly Honors

Nov. 12	Richard Hendrix, Alabama (Player) A.J. Ogilvy, Vanderbilt (Freshman)
Nov. 19	Shan Foster, Vanderbilt (Player) Anthony Randolph, LSU (Freshman)
Nov. 26	Rasheem Barrett, Auburn (Player) Patrick Patterson, Kentucky (Freshman)
Dec. 3	Shan Foster, Vanderbilt (Player) Chris Warren, Ole Miss (Freshman)
Dec. 10	Devan Downey, South Carolina (Player) Nick Calathes, Florida (Freshman)
Dec. 17	Dwayne Curtis, Ole Miss (Player) Brian Williams, Tennessee (Freshman)
Dec. 24	J.P. Prince, Tennessee (Player) Chris Warren, Ole Miss (Freshman)
Dec. 31	Barry Stewart, Mississippi State (Player) A.J. Ogilvy, Vanderbilt (Freshman)
Jan. 7	Shan Foster, Vanderbilt (Player) A.J. Ogilvy, Vanderbilt (Freshman)
Jan. 14	JaJuan Smith, Tennessee (Player) Nick Calathes, Florida (Freshman)
Jan. 21	Jamont Gordon, Mississippi St. (Player) Jeremy Price, Georgia (Freshman)
Jan. 28	Ramel Bradley, Kentucky (Player) Patrick Patterson, Kentucky (Freshman)
Feb. 4	Sonny Weems, Arkansas (Player) Anthony Randolph, LSU (Freshman)
Feb. 11	Chris Lofton, Tennessee (Player) Chris Warren, Ole Miss (Freshman)
Feb. 18	Sundiata Gaines, Georgia (Player) Anthony Randolph, LSU (Freshman)
Feb. 25	Tyler Smith, Tennessee (Player) Patrick Patterson, Kentucky (Freshman)
Mar. 3	Charles Rhodes, Mississippi St. (Player) Anthony Randolph, LSU (Freshman)
Mar. 10	Marcus Thornton, LSU (Co-Player) Shan Foster, Vanderbilt (Co-Player) Mike Holmes, South Carolina (Freshman)

Postseason Tournaments

2008 SEC Tournament

Atlanta, Ga. • Georgia Dome (Game 8, semis and finals played at Georgia Tech after tornado damaged Georgia Dome during Friday quarterfinals)

FIRST ROUND

South Carolina 77, LSU 73
Vanderbilt 93, Auburn 82
Alabama 80, Florida 69
Georgia 97, Ole Miss 95 (ot)

QUARTERFINALS

Tennessee 89, South Carolina 87
Arkansas 81, Vanderbilt 75
Miss. State 69, Alabama 67 (ot)
Georgia 60, Kentucky 56 (ot)

SEMIFINALS

Arkansas 92, Tennessee 91
Georgia 64, Mississippi State 60

FINALS

Georgia 66, Arkansas 57

2008 NIT Results

1st Round -- Ole Miss 83, UC Santa Barbara 68
1st Round -- Florida 73, San Diego State 49

2nd Round -- Florida 82, Creighton 54
2nd Round -- Ole Miss 85, Nebraska 75 (ot)

Quarterfinals -- Florida 70, Arizona State 57
Quarterfinals -- Ole Miss 81, Virginia Tech 72

Semifinals -- UMass 78, Florida 66
Semifinals -- Ohio State 81, Ole Miss 69

2008 NCAA Tournament

EAST REGIONAL

1st Round -- Tennessee 72, American 57
1st Round -- Arkansas 86, Indiana 72
2nd Round -- Tennessee 76, Butler 71 (ot)
2nd Round -- North Carolina 108, Arkansas 77
Regional Semifinals -- Louisville 79, Tennessee 60

SOUTH REGIONAL

1st Round -- Marquette 74, Kentucky 66
1st Round -- Mississippi State 76, Oregon 69
2nd Round -- Memphis 77, Mississippi State 74

WEST REGIONAL

1st Round -- Xavier 73, Georgia 61

MIDWEST REGIONAL

1st Round -- Siena 83, Vanderbilt 62

INTRO

100 YEARS

THIS IS LSU

TIGERS

COACHES

REVIEW

PREVIEW

RECORDS

HISTORY

LSU

MEDIA

INTRO

100 YEARS

THIS IS LSU

TIGERS

COACHES

REVIEW

PREVIEW

RECORDS

HISTORY

LSU

MEDIA

Coaches All-SEC Team

FIRST TEAM

Richard Hendrix, Alabama*
 Sonny Weems, Arkansas
 Ramel Bradley, Kentucky
 Jamont Gordon, Miss. State#
 Charles Rhodes, Miss. State
 Devan Downey, South Carolina
 Chris Lofton, Tennessee*
 Tyler Smith, Tennessee
 Shan Foster, Vanderbilt#

SECOND TEAM

Nick Calathes, Florida
 Sundiata Gaines, Georgia
 Joe Crawford, Kentucky
 Patrick Patterson, Kentucky
Marcus Thornton, LSU
 Dwayne Curtis, Ole Miss
 JaJuan Smith, Tennessee
 A. J. Ogilvy, Vanderbilt

SEC ALL-FRESHMAN TEAM

Nick Calathes, Florida#
 Jai Lucas, Florida#
 Chandler Parsons, Florida*
 Jeremy Price, Georgia
 Patrick Patterson, Kentucky#
Anthony Randolph, LSU#
 Trevor Gaskins, Ole Miss*
 Chris Warren, Ole Miss#
 Mike Holmes, South Carolina*
 A. J. Ogilvy, Vanderbilt#

SEC ALL-DEFENSIVE TEAM

Steven Hill, Arkansas
 Sundiata Gaines, Georgia
 Ramel Bradley, Kentucky
Garrett Temple, LSU
 Jarvis Varnado, Miss. State
 JaJuan Smith, Tennessee

SEC CO-COACHES OF THE YEAR

Billy Gillespie, Kentucky
 Bruce Pearl, Tennessee

SEC PLAYER OF THE YEAR

Shan Foster, Vanderbilt

SEC SCHOLAR-ATHLETE OF THE YEAR

Dave Bliss, Georgia

SEC CO-FRESHMEN OF THE YEAR

Nick Calathes, Florida
 Patrick Patterson, Kentucky

SEC SIXTH MAN OF THE YEAR

J. P. Prince, Tennessee

SEC DEFENSIVE PLAYER OF THE YEAR

Jarvis Varnado, Miss. State#

AP All-SEC Team

FIRST TEAM

Richard Hendrix, Alabama
 Jamont Gordon, Miss. State#
 Devan Downey, South Carolina
 Chris Lofton, Tennessee
 Tyler Smith, Tennessee
 Shan Foster, Vanderbilt#

SECOND TEAM

Sonny Weems, Arkansas
 Nick Calathes, Florida
 Ramel Bradley, Kentucky
 Patrick Patterson, Kentucky
Marcus Thornton, LSU
 Dwayne Curtis, Ole Miss
 Charles Rhodes, Mississippi State

HONORABLE MENTION

Sundiata Gaines, Georgia
 Joe Crawford, Kentucky
Anthony Randolph, LSU
 Jarvis Varnado, Miss. State
 JaJuan Smith, Tennessee
 A. J. Ogilvy, Vanderbilt

SEC COACH OF THE YEAR

Bruce Pearl, Tennessee

SEC PLAYER OF THE YEAR

Shan Foster, Vanderbilt

SEC NEWCOMER OF THE YEAR

Nick Calathes, Florida

SEC Academic Honor Roll

LSU - Greg Terrebonne, Sophomore, Mathematics

SEC All-Tournament Team

Mykal Riley, Alabama
 Charles Thomas, Arkansas
 Darian Townes, Arkansas
 Sundiata Gaines, Georgia (MVP)
 Terrance Woodbury, Georgia

NABC All-District Teams

DISTRICT 6

FIRST TEAM

Richard Hendrix, Alabama
 Nick Calathes, Florida
 Jamont Gordon, Mississippi State

SECOND TEAM

Sundiata Gaines, Georgia
 Dwayne Curtis, Ole Miss
 Charles Rhodes, Miss. State

DISTRICT 7

FIRST TEAM

Chris Lofton, Tennessee
 Shan Foster, Vanderbilt

SECOND TEAM

Patrick Patterson, Kentucky
 Tyler Smith, Tennessee

DISTRICT 8

FIRST TEAM

Marcus Thornton, LSU

SECOND TEAM

Anthony Randolph, LSU

DISTRICT 9

SECOND TEAM

Sonny Weems, Arkansas

USBWA All-District Teams

DISTRICT 4

COACH OF THE YEAR

Bruce Pearl, Tennessee

ALL-DISTRICT TEAM

Richard Hendrix, Alabama
 Ramel Bradley, Kentucky
 Jamont Gordon, Miss. State
 Chris Lofton, Tennessee
 Tyler Smith, Tennessee
 Shan Foster, Vanderbilt

DISTRICT 7

ALL-DISTRICT TEAM

Sonny Weems, Arkansas
Marcus Thornton, LSU

Associated Press SEC All-Americans

SECOND TEAM

Shan Foster, Vanderbilt

THIRD TEAM

Chris Lofton, Tennessee

HONORABLE MENTION

Richard Hendrix, Alabama
 Jamont Gordon, Mississippi State
 Tyler Smith, Tennessee

Basketball Times SEC All-America

FIRST TEAM

Shan Foster, Vanderbilt

THIRD TEAM

Tyler Smith, Tennessee

collegehoops.net All-America

SECOND TEAM

Shan Foster, Vanderbilt

HONORABLE MENTION

Jamont Gordon, Mississippi State
 Chris Lofton, Tennessee
 Tyler Smith, Tennessee



Marcus Thornton

Collegiansider.Com SEC Defensive All-America

Joe Crawford, Kentucky

Garrett Temple, LSU

Jarvis Varnado, Miss. State

Rivals.com SEC All-America

FIRST TEAM

Shan Foster, Vanderbilt

SECOND TEAM

Jamont Gordon, Mississippi State

THIRD TEAM

Tyler Smith, Tennessee

Sporting News SEC All-America

SECOND TEAM

Shan Foster, Vanderbilt

Basketball Times All-South

Coach -- Kevin Stallings, Vanderbilt

Richard Hendrix, Alabama

Jamont Gordon, Mississippi State

COLLEGE HOOPS.NET ALL-ROOKIE

SECOND TEAM

Nick Calathes, Florida

Patrick Patterson, Kentucky

THIRD TEAM

A. J. Ogilvy, Vanderbilt

HONORABLE MENTION

Anthony Randolph, LSU

Chris Warren, Ole Miss

Unanimous Selection

* Tied for Position

Scoring Offense

TEAM	G	W-L	PTS	AVG/G
1.Tennessee	36	31-5	2946	81.8
2.Vanderbilt	34	26-8	2721	80.0
3.Ole Miss	35	24-11	2781	79.5
4.Florida	36	24-12	2791	77.5
5.Alabama	33	17-16	2484	75.3
6.Arkansas	35	23-12	2593	74.1
7.Mississippi State	34	23-11	2489	73.2
8.South Carolina	32	14-18	2314	72.3
9.Auburn	30	14-16	2141	71.4
10.LSU	31	13-18	2131	68.7
11.Kentucky	31	18-13	2124	68.5
12.Georgia	34	17-17	2314	68.1

Scoring Defense

TEAM	G	PTS	AVG/G
1.Mississippi State	34	2228	65.5
2.Kentucky	31	2034	65.6
3.Georgia	34	2290	67.4
4.Florida	36	2433	67.6
5.Arkansas	35	2392	68.3
6.LSU	31	2145	69.2
7.Tennessee	36	2519	70.0
8.South Carolina	32	2276	71.1
9.Auburn	30	2183	72.8
10.Alabama	33	2404	72.8
11.Ole Miss	35	2552	72.9
12.Vanderbilt	34	2537	74.6

Scoring Margin

TEAM	G	OFF	DEF	MARGIN
1.Tennessee	36	81.8	70.0	+11.9
2.Florida	36	77.5	67.6	+9.9
3.Mississippi State	34	73.2	65.5	+7.7
4.Ole Miss	35	79.5	72.9	+6.5
5.Arkansas	35	74.1	68.3	+5.7
6.Vanderbilt	34	80.0	74.6	+5.4
7.Kentucky	31	68.5	65.6	+2.9
8.Alabama	33	75.3	72.8	+2.4
9.South Carolina	32	72.3	71.1	+1.2
10.Georgia	34	68.1	67.4	+0.7
11.LSU	31	68.7	69.2	-0.5
12.Auburn	30	71.4	72.8	-1.4

Free Throw Percentages

TEAM	G	FTM	FTA	PCT
1.LSU	31	386	521	.741
2.Vanderbilt	34	562	765	.735
3.Kentucky	31	472	644	.733
4.Florida	36	461	658	.701
5.South Carolina	32	306	450	.680
6.Georgia	34	430	633	.679
7.Arkansas	35	514	758	.678
8.Auburn	30	358	535	.669
9.Tennessee	36	564	856	.659
10.Ole Miss	35	440	676	.651
11.Mississippi State	34	484	749	.646
12.Alabama	33	418	674	.620

Field Goal Percentages

TEAM	G	FG	FGA	PCT
1.Florida	36	1029	2108	.488
2.Kentucky	31	735	1566	.469
3.Arkansas	35	936	2001	.468
4.Vanderbilt	34	928	1995	.465
5.Mississippi State	34	885	1922	.460
6.Ole Miss	35	1034	2253	.459
7.Tennessee	36	1035	2258	.458
8.Auburn	30	777	1698	.458
9.Alabama	33	917	2010	.456
10.South Carolina	32	878	1993	.441
11.Georgia	34	840	1956	.429
12.LSU	31	772	1800	.429

Field Goal Pct. Defense

TEAM	G	FG	FGA	PCT
1.Mississippi State	34	790	2137	.370
2.Kentucky	31	671	1695	.396
3.LSU	31	795	1884	.422
4.Arkansas	35	838	1967	.426
5.Georgia	34	829	1941	.427
6.Tennessee	36	876	2039	.430
7.Ole Miss	35	905	2093	.432
8.Alabama	33	838	1927	.435
9.Vanderbilt	34	914	2085	.438
10.Florida	36	906	2038	.445
11.South Carolina	32	846	1871	.452
12.Auburn	30	804	1672	.481

3-Point Field Goal Percentages

TEAM	G	FG	FGA	PCT
1.Vanderbilt	34	303	760	.399
2.Kentucky	31	182	493	.369
3.Ole Miss	35	273	744	.367
4.South Carolina	32	252	692	.364
5.Florida	36	272	749	.363
6.Alabama	33	232	640	.363
7.Tennessee	36	312	875	.357
8.Arkansas	35	207	607	.341
9.Auburn	30	229	674	.340
10.Mississippi State	34	235	703	.334
11.Georgia	34	204	619	.330
12.LSU	31	201	624	.322

3-Point Field Goal Pct. Defense

TEAM	G	FG	FGA	PCT
1.Tennessee	36	229	735	.312
2.Georgia	34	215	684	.314
3.Mississippi State	34	238	751	.317
4.Kentucky	31	184	565	.326
5.Arkansas	35	228	680	.335
6.Florida	36	230	674	.341
7.Ole Miss	35	261	759	.344
8.South Carolina	32	222	645	.344
9.LSU	31	210	608	.345
10.Vanderbilt	34	245	700	.350
11.Alabama	33	258	727	.355
12.Auburn	30	257	685	.375

Rebounding Offense

TEAM	G	REB	AVG/G
1.Mississippi State	34	1385	40.7
2.Ole Miss	35	1421	40.6
3.Alabama	33	1261	38.2
4.Georgia	34	1295	38.1
5.Tennessee	36	1358	37.7
6.Arkansas	35	1274	36.4
7.Florida	36	1297	36.0
8.LSU	31	1108	35.7
9.Vanderbilt	34	1197	35.2
10.Kentucky	31	1038	33.5
11.South Carolina	32	1056	33.0
12.Auburn	30	971	32.4

Rebounding Defense

TEAM	G	REB	AVG/G
1.Florida	36	1144	31.8
2.Kentucky	31	990	31.9
3.Arkansas	35	1127	32.2
4.Auburn	30	1004	33.5
5.Georgia	34	1159	34.1
6.Ole Miss	35	1225	35.0
7.Alabama	33	1161	35.2
8.Vanderbilt	34	1223	36.0
9.Mississippi State	34	1245	36.6
10.Tennessee	36	1338	37.2
11.LSU	31	1164	37.5
12.South Carolina	32	1236	38.6

Rebounding Margin

TEAM	G	OFF	DEF	MARGIN
1.Ole Miss	35	40.6	35.0	+5.6
2.Florida	36	36.0	31.8	+4.2
3.Arkansas	35	36.4	32.2	+4.2
4.Mississippi State	34	40.7	36.6	+4.1
5.Georgia	34	38.1	34.1	+4.0
6.Alabama	33	38.2	35.2	+3.0
7.Kentucky	31	33.5	31.9	+1.5
8.Tennessee	36	37.7	37.2	+0.6
9.Vanderbilt	34	35.2	36.0	-0.8
10.Auburn	30	32.4	33.5	-1.1
11.LSU	31	35.7	37.5	-1.8
12.South Carolina	32	33.0	38.6	-5.6

Blocked Shots

TEAM	G	BLOCKS	AVG/G
1.Mississippi State	34	267	7.85
2.LSU	31	196	6.32
3.Arkansas	35	182	5.20
4.Kentucky	31	149	4.81
5.Alabama	33	148	4.48
6.South Carolina	32	114	3.56
7.Vanderbilt	34	118	3.47
8.Georgia	34	116	3.41
9.Ole Miss	35	118	3.37
10.Tennessee	36	119	3.31
11.Florida	36	111	3.08
12.Auburn	30	74	2.47

Assists

TEAM	G	ASSISTS	AVG/G
1.Vanderbilt	34	606	17.82
2.Tennessee	36	637	17.69
3.Florida	36	629	17.47
4.Ole Miss	35	558	15.94
5.Alabama	33	515	15.61
6.Auburn	30	453	15.10
7.Arkansas	35	505	14.43
8.Mississippi State	34	448	13.18
9.South Carolina	32	421	13.16
10.Kentucky	31	395	12.74
11.LSU	31	362	11.68
12.Georgia	34	396	11.65

Steals

TEAM	G	STEALS	AVG/G
1.Tennessee	36	334	9.28
2.Auburn	30	259	8.63
3.South Carolina	32	246	7.69
4.Alabama	33	246	7.45
5.Ole Miss	35	241	6.89
Arkansas	35	241	6.89
7.Georgia	34	228	6.71
8.Kentucky	31	206	6.65
9.Florida	36	223	6.19
10.Vanderbilt	34	207	6.09
11.LSU	31	186	6.00
12.Mississippi State	34	199	5.85

3-Point Field Goals Made

TEAM	G	3FG	AVG/G
1.Vanderbilt	34	303	8.91
2.Tennessee	36	312	8.67
3.South Carolina	32	252	7.88
4.Ole Miss	35	273	7.80
5.Auburn	30	229	7.63
6.Florida	36	272	7.56
7.Alabama	33	232	7.03
8.Mississippi State	34	235	6.91
9.LSU	31	201	6.48
10.Georgia	34	204	6.00
11.Arkansas	35	207	5.91
12.Kentucky	31	182	5.87

INTRO

100 YEARS

THIS IS LSU

TIGERS

COACHES

REVIEW

PREVIEW

RECORDS

HISTORY

LSU

MEDIA

Scoring

PLAYER-TEAM	CL	G	FG	3FG	FT	PTS	AVG/G
1. Foster, Shan-VU	SR	34	242	134	73	691	20.3
2. Thornton, Marcus-LS	JR	31	212	90	94	608	19.6
3. Downey, Devan-SC	SO	32	218	53	99	588	18.4
4. Crawford, Joe-UK	SR	30	188	63	99	538	17.9
5. Hendrix, Richard-UA	JR	32	229	2	108	568	17.8
6. Rhodes, Charles-MS	SR	31	214	3	107	538	17.4
7. Gordon, Jamont-MS	JR	34	193	60	138	584	17.2
8. Ogilvy, A.J.-VU	FR	34	201	0	176	578	17.0
9. Patterson, Patrick-UK	FR	25	162	0	87	411	16.4
10. Bradley, Ramel-UK	SR	30	139	58	142	478	15.9
11. Warren, Chris-UM	FR	35	183	103	85	554	15.8
12. Randolph, Anthony-LS	FR	31	183	2	115	483	15.6
13. Lofton, Chris-UT	SR	36	170	118	101	559	15.5
14. Calathes, Nick-UF	FR	36	175	58	144	552	15.3
15. Weems, Sonny-AR	SR	34	197	54	61	509	15.0
16. Prowell, Quan-AU	SR	25	142	39	51	374	15.0
17. Curtis, Dwayne-UM	SR	35	212	0	99	523	14.9
18. Riley, Mykal-UA	SR	33	168	103	54	493	14.9
19. Fredrick, Zam-SC	JR	32	176	68	55	475	14.8
20. Gaines, Sundiata-UG	SR	34	175	43	109	502	14.8

Rebounding

PLAYER-TEAM	CL	G	OFF	DEF	TOT	AVG/G
1. Hendrix, Richard-UA	JR	32	118	206	324	10.1
2. Curtis, Dwayne-UM	SR	35	154	183	337	9.6
3. Randolph, Anthony-LS	FR	31	86	177	263	8.5
4. Speights, Marreese-UF	SO	36	93	197	290	8.1
5. Rhodes, Charles-MS	SR	31	89	153	242	7.8
6. Varnado, Jarvis-MS	SO	34	75	189	264	7.8
7. Patterson, Patrick-UK	FR	25	71	121	192	7.7
8. Gee, Alonzo-UA	JR	33	94	130	224	6.8
9. Ogilvy, A.J.-VU	FR	34	70	159	229	6.7
10. Smith, Tyler-UT	SO	36	94	148	242	6.7
11. Williams, Kenny-UM	SR	35	77	155	232	6.6
12. Beverley, Patrick-AR	SO	35	42	189	231	6.6
Johnson, Chris-LS	JR	25	52	113	165	6.6
14. Gordon, Jamont-MS	JR	34	40	184	224	6.6
15. Werner, Dan-UF	SO	36	79	151	230	6.4

Field Goal Pct. (Min. 5.0 made per game)

PLAYER-TEAM	CL	G	FG	FGA	PCT
1. Curtis, Dwayne-UM	SR	35	212	335	.633
2. Speights, Marreese-UF	SO	36	216	346	.624
3. Hendrix, Richard-UA	JR	32	229	383	.598
4. Ogilvy, A.J.-VU	FR	34	201	342	.588
5. Patterson, Patrick-UK	FR	25	162	282	.574
6. Rhodes, Charles-MS	SR	31	214	381	.562
7. Prowell, Quan-AU	SR	25	142	261	.544
8. Smith, Tyler-UT	SO	36	181	338	.536
9. Foster, Shan-VU	SR	34	242	463	.523
10. Crawford, Joe-UK	SR	30	188	401	.469

Assists

PLAYER-TEAM	CL	G	ASTS	AVG/G
1. Calathes, Nick-UF	FR	36	221	6.14
2. Downey, Devan-SC	SO	32	172	5.38
3. Gordon, Jamont-MS	JR	34	168	4.94
4. Beal, Jermaine-VU	SO	34	158	4.65
5. Warren, Chris-UM	FR	35	156	4.46
6. Gaines, Sundiata-UG	SR	34	143	4.21
7. Polynice, Eniel-UM	SO	34	139	4.09
8. Robertson, Quantez-AU	JR	30	122	4.07
9. Ervin, Gary-AR	SR	35	134	3.83
10. Reed, DeWayne-AU	SO	30	111	3.70

Free Throw Pct. (Min. 2.5 made per game)

PLAYER-TEAM	CL	G	FTM	FTA	PCT
1. Lofton, Chris-UT	SR	36	101	120	.842
2. Bradley, Ramel-UK	SR	30	142	171	.830
3. Thornton, Marcus-LS	JR	31	94	115	.817
4. Ogilvy, A.J.-VU	FR	34	176	229	.769
5. Crawford, Joe-UK	SR	30	99	130	.762
6. Tolbert, Frank-AU	SR	30	102	134	.761
7. Downey, Devan-SC	SO	32	99	135	.733
8. Patterson, Patrick-UK	FR	25	87	119	.731
9. Calathes, Nick-UF	FR	36	144	199	.724
10. Smith, Tyler-UT	SO	36	113	160	.706

Steals

PLAYER-TEAM	CL	G	STEALS	AVG/G
1. Downey, Devan-SC	SO	32	103	3.22
2. Robertson, Quantez-AU	JR	30	63	2.10
3. Reed, DeWayne-AU	SO	30	59	1.97
4. Gaines, Sundiata-UG	SR	34	61	1.79
5. Smith, JaJuan-UT	SR	36	61	1.69
6. Riley, Mykal-UA	SR	33	54	1.64
7. Calathes, Nick-UF	FR	36	58	1.61
8. Bradley, Ramel-UK	SR	30	48	1.60
9. Polynice, Eniel-UM	SO	34	54	1.59
10. Gee, Alonzo-UA	JR	33	51	1.55

3-Point FG Pct. (Min. 2.0 made per game)

PLAYER-TEAM	CL	G	3FG	FGA	PCT
1. Foster, Shan-VU	SR	34	134	286	.469
2. Riley, Mykal-UA	SR	33	103	238	.433
3. Gordon, Alex-VU	SR	34	77	192	.401
4. Warren, Chris-UM	FR	35	103	265	.389
5. Lofton, Chris-UT	SR	36	118	307	.384
6. Smith, JaJuan-UT	SR	36	93	243	.383
7. Thornton, Marcus-LS	JR	31	90	239	.377
8. Humphrey, Billy-UG	JR	30	67	180	.372
9. Crawford, Joe-UK	SR	30	63	173	.364
10. Huertas, David-UM	SO	35	75	208	.361

3-Point FG Made

PLAYER-TEAM	CL	G	3FG	AVG/G
1. Foster, Shan-VU	SR	34	134	3.94
2. Lofton, Chris-UT	SR	36	118	3.28
3. Riley, Mykal-UA	SR	33	103	3.12
4. Warren, Chris-UM	FR	35	103	2.94
5. Thornton, Marcus-LS	JR	31	90	2.90
6. Smith, JaJuan-UT	SR	36	93	2.58
7. Gordon, Alex-VU	SR	34	77	2.26
8. Humphrey, Billy-UG	JR	30	67	2.23
9. Huertas, David-UM	SO	35	75	2.14
10. Fredrick, Zam-SC	JR	32	68	2.13

Blocked Shots

PLAYER-TEAM	CL	G	BLKS	AVG/G
1. Varnado, Jarvis-MS	SO	34	157	4.62
2. Johnson, Chris-LS	JR	25	66	2.64
3. Randolph, Anthony-LS	FR	31	70	2.26
4. Hill, Steven-AR	SR	35	74	2.11
5. Hendrix, Richard-UA	JR	32	62	1.94
6. Stevenson, Perry-UK	SO	31	46	1.48
7. Ogilvy, A.J.-VU	FR	34	49	1.44
8. Speights, Marreese-UF	SO	36	49	1.36
Chism, Wayne-UT	SO	36	49	1.36
10. Muldrow, Sam-SC	FR	31	42	1.35
Rhodes, Charles-MS	SR	31	42	1.35

Minutes Played

PLAYER-TEAM	CL	G	MIN	AVG/G
1. Robertson, Quantez-AU	JR	30	1126	37.53
2. Downey, Devan-SC	SO	32	1197	37.41
3. Patterson, Patrick-UK	FR	25	893	35.72
4. Stewart, Barry-MS	SO	34	1214	35.71
5. Fredrick, Zam-SC	JR	32	1128	35.25
6. Bradley, Ramel-UK	SR	30	1052	35.07
7. Gordon, Jamont-MS	JR	34	1178	34.65
8. Temple, Garrett-LS	JR	31	1066	34.39
9. Beverley, Patrick-AR	SO	35	1183	33.80
10. Foster, Shan-VU	SR	34	1147	33.74



Individual Statistics

Points Per Game

NAME	G	FGM	3FG	FT	PTS	PPG
1. Reggie Williams, VMI	25	269	43	114	695	27.8
2. Charron Fisher, Niagra	29	256	69	219	800	27.6
3. Michael Beasley, Kan. St.	33	307	36	216	866	26.2
4. Stephen Curry, Davidson	36	317	162	135	931	25.9
5. Lester Hudson, UT-Martin	33	291	124	141	846.7	25.7
6. Arizona Reid, High Point	31	304	34	100	742	23.9
7. Stefon Jackson, UTEP	33	261	35	221	778	23.6
8. Robert McKiver, Houston	34	233	145	190	801	23.6
9. Bo McCalebb, UNO	32	261	47	173	742	23.2
10. David Holston, Chicago St	28	202	130	112	646	23.1

Field Goals Percentage

NAME	G	FGM	FGA	PCT.
1. Kenny George, UNC Asheville	28	151	217	69.6
2. Vladimir Kulijanin, NC Wilmington	33	188	282	66.7
3. Matt Nelson, Boise State	33	202	312	64.7
4. Ahmad Nivins, St. Joseph's	33	165	255	64.7
5. Dwayne Curtis, Mississippi	34	207	322	64.3
6. Will Thomas, George Mason	34	208	324	64.2
7. Andrew Strait, Montana	30	166	260	63.8
8. Marreese Speights, Florida	35	209	332	63.0
9. Arinze Onuaku, Syracuse	35	186	296	62.8
10. Jordan Hill, Arizona	34	184	297	62.0

Three-Point FGs Per Game

NAME	G	3FG	3PG
1. David Holston, Chicago St.	28	130	4.6
2. Stephen Curry, Davidson	36	162	4.5
3. Robert Vaden, UAB	33	142	4.3
4. Robert McKiver, Houston	34	145	4.3
5. Garrison Carr, American	33	135	4.1
6. Jack Leasure, Coastal Car.	28	111	4.0
7. Shan Foster, Vanderbilt	34	134	3.9
8. Darnell Harris, LaSalle	32	123	3.8
9. Leemire Goldwire, Charlotte	34	128	3.8
10. Lester Hudson, UT-Martin	33	124	3.8

Team Statistics

Scoring Offense

NAME	GM	W-L	PTS	PPG
1. VMI	29	14-15	2649	91.3
2. North Carolina	39	36-3	3454	88.6
3. Texas State	29	13-16	2423	83.6
4. Duke	34	28-6	2830	83.2
5. Duquesne	30	17-13	2470	82.3
6. Tennessee	36	31-5	2946	81.8
7. Cal St. Fullerton	33	24-9	2700	81.8
8. Massachusetts	36	25-11	2934	81.5
8. Lamar	30	19-11	2445	81.5
10. Boise State	34	25-9	2767	81.4
11. Baylor	32	21-11	2601	81.3
12. Rhode Island	33	21-12	2658	80.5
13. Kansas	40	37-3	3221	80.5
14. Vanderbilt	34	26-8	2721	80.0
15. Memphis	40	38-2	3196	79.9

Scoring Defense

NAME	GM	W-L	PTS	PPG
1. Wisconsin	36	31-5	1958	54.5
2. Stephen F. Austin	32	26-6	1805	56.4
3. Washington State	35	26-9	1975	56.4
4. Air Force	30	16-14	1715	57.2
5. Iowa	32	13-19	1857	58.0
6. Georgetown	34	28-6	1976	58.1
7. Butler	34	30-4	1985	58.4
8. Winthrop	34	22-12	1990	58.5
9. VCU	32	24-8	1881	58.8
10. UCLA	39	35-4	2300	59.0

Scoring Margin

NAME	GM	PPG	OPPG	MAR
1. Kansas	40	80.5	61.5	19.0
2. Memphis	40	79.9	61.9	18.0
3. North Carolina	39	88.6	72.5	16.1
4. Davidson	36	77.9	63.2	14.7
5. UCLA	39	73.5	59.0	14.5
6. Duke	34	83.2	69.4	13.8
7. Wisconsin	36	67.3	54.4	12.9
8. Gonzaga	33	76.5	63.8	12.7
9. St. Mary's (Cal)	32	75.7	63.7	12.0
10. Tennessee	36	81.8	70.0	11.9

Field Goal Pct.

NAME	GM	FGM	FGA	FG%
1. Utah State	35	923	1797	51.4
2. Kansas	40	1176	2314	50.8
3. Boise State	34	994	1956	50.8
4. IUPUI	33	883	1754	50.3
5. Pacific	31	772	1569	49.2
6. Georgetown	34	855	1744	49.0
7. Murray State	31	812	1659	48.9
8. Florida	36	1029	2108	48.8
9. UNC Asheville	33	901	1846	48.8
10. North Carolina	39	1250	2564	48.8

Three-Point FG Percentage

NAME	G	3FG	3A	PCT
1. Jaycee Carroll, Utah State	35	114	229	49.8
2. Chad Topper, New Mexico	33	85	177	48.0
3. Shawn Huff, Valparaiso	36	91	190	47.9
4. Darnell Harris, LaSalle	32	123	257	47.9
5. Henry Salter, TCU	24	62	130	47.7
6. Paul Stoll, Tex-Pan American	31	86	181	47.5
7. Josh May, III, Chicago	33	94	200	47.0
8. Shan Foster, Vanderbilt	34	134	286	46.9
9. Ryan Wittman, Cornell	28	78	170	45.9
10. Pete Campbell, Butler	31	102	223	45.7

Free Throw Percentage

NAME	G	FT	FTA	FT%
1. Tyler Relph, St. Bonaventure	29	75	80	93.8
2. Jaycee Carroll, Utah State	35	137	149	91.9
3. Jack McClinton, Miami	32	114	124	91.9
4. Justin Hare, Belmont	33	112	122	91.8
5. Julio Anthony, Eastern Ill.	27	75	82	91.5
6. Mike Schachtner, Green Bay	30	104	115	90.4
7. Josh Akogon, Cal Fullerton	32	107	119	89.9
8. Louis Dale, Cornell	28	96	107	89.7
9. Stephen Curry, Davidson	36	135	151	89.4
10. Deven Mitchell, Missouri State	33	159	178	89.3

Rebounds Per Game

NAME	G	REB	RPG
1. Michael Beasley, Kansas St.	33	408	12.4
2. Jason Thompson, Rider	34	412	12.1
3. Jon Brockman, Washington	32	370	11.6
4. Durrell Vinson, Wagner	31	358	11.5
5. Marqus Blakely, Vermont	29	320	11.0
6. Arizona Reid, High Point	31	342	11.0
7. Boubacar Coly, Morgan St.	33	361	10.9
8. Ryan Bright, Sam Houston St.	31	337	10.9
9. Kentrell Gransberry, S. Fla.	30	325	10.8
10. Thomas Sanders, Gard-Webb	32	346	10.8

FG Pct. Defense

NAME	GM	OFG	OFGA	FG%
1. Georgetown	34	669	1827	36.6
2. Mississippi State	34	790	2137	37.0
3. Kansas	40	853	2249	37.9
4. VCU	32	647	1698	38.1
5. Wisconsin	36	719	1879	38.3
6. Connecticut	33	839	2170	38.7
7. Sam Houston St.	31	668	1727	38.7
8. Louisville	36	774	1997	38.8
9. Texas	38	861	2214	38.9
10. Ohio State	37	846	2175	38.9

3-PT FGs Per Game

NAME	GM	3FG	3PG
1. VMI	29	336	11.6
2. Houston	34	375	11.0
3. Troy	31	335	10.8
4. Belmont	34	357	10.5
5. Lafayette	30	299	10.0
6. Navy	30	288	9.6
7. New Hampshire	29	275	9.5
8. Citadel	30	283	9.4
9. Drake	33	310	9.4
10. Butler	34	319	9.4

3-PT FG Pct.

NAME	GM	3FG	3A	PCT.
1. IUPUI	33	246	582	42.3
2. New Mexico	33	271	646	42.0
3. UC Santa Barbara	32	242	590	41.0
4. Cornell	28	228	558	40.9
5. Brown	29	227	556	40.8
6. American	33	260	638	40.8
7. Notre Dame	33	274	677	40.5
8. Pacific	31	234	580	40.3
9. Utah State	35	207	516	40.1
10. Vanderbilt	34	303	760	39.9

Free Throw Pct.

NAME	GM	FT	FTA	PCT.
1. Utah State	35	532	672	79.2
2. UC Davis	31	401	515	77.9
3. California	33	533	687	77.6
4. IUPUI	33	498	642	77.6
5. Florida State	34	529	684	77.3
6. Houston	34	552	717	77.0
7. Loyola (Md.)	33	541	704	76.8
8. Denver	30	373	489	76.3
9. Cornell	28	392	515	76.1
10. Indiana	33	577	760	75.9

Assists

NAME	G	AST	APG
1. Jason Richards, Davidson	36	293	8.1
2. TeeJay Bannister, Liberty	31	224	7.2
2. Paul Stoll, Texas-Pan American	31	224	7.2
4. Jay Greene, UMBC	32	228	7.1
5. Mike Jefferson, High Point	31	216	7.0
6. Nikola Stojakovic, Morehead St.	30	204	6.8
7. Greivis Vasquez, Maryland	34	231	6.8
8. Adam Emmenecker, Drake	33	213	6.5
9. Kris Clark, Utah State	35	224	6.4
10. Tony Lee, Robert Morris	34	217	6.4

Blocks

NAME	G	BLK	BPG
1. Jarvis Varnado, Miss. State	34	157	4.6
2. Mickell Gladness, Alabama A&M	29	131	4.5
3. Hasheem Thabeet, Connecticut	33	147	4.5
4. Kleon Penn, McNeese State	29	117	4.0
5. Shawn James, Duquesne	28	111	4.0
6. Jerome Jordan, Tulsa	36	129	3.6
7. Tyrelle Blair, Boston College	31	105	3.4
8. Kenny George, UNC Asheville	28	93	3.3
9. Kyle Hines, UNC Greensboro	31	95	3.1
10. Hamady N'Diaye, Rutgers	31	93	3.0

Steals

NAME	G	ST	SPG
1. Devin Gibson, UTSA	28	93	3.3
2. Devan Downey, South Carolina	32	103	3.2
3. Chris Gaynor, Winthrop	33	97	2.9
4. Lester Hudson, UT-Martin	33	94	2.8
5. Tony Lee, Robert Morris	34	95	2.8
6. Brandon Johnson, Old Dom.	34	91	2.7
7. Toney Douglas, Florida State	34	90	2.6
8. Konathan Amos, Toledo	30	78	2.6
9. Cedric Jackson, Cleveland St.	34	88	2.6
10. Paul Stoll, Tex-Pan American	31	79	2.5

Rebound Margin

NAME	GM	RPG	ORP	MAR
1. North Carolina	39	43.5	32.5	11.0
2. New Mexico State	35	41.7	32.8	8.9
3. Kansas State	33	41.3	32.9	8.4
4. UCLA	39	36.7	28.5	8.2
5. Kansas	40	38.7	30.8	7.9
6. Stnford	36	39.1	31.4	7.8
7. Albany (NY)	30	37.5	30.2	7.3
8. Texas A&M	36	38.9	31.9	7.1
9. Michigan State	36	36.9	30.2	6.8
10. Sam Houston State	31	41.2	34.5	6.7

Assists

NAME	GM	AST	APG
1. Notre Dame	33	608	18.4
2. Sam Houston St.	31	564	18.2
3. Duquesne	30	542	18.1
4. Kansas	40	721	18.0
5. VMI	29	518	17.9
6. Vanderbilt	34	606	17.8
7. Boise State	34	605	17.8
8. Utah State	35	620	17.7
9. Tennessee	36	637	17.7
10. Robert Morris	34	597	17.6

Blocked Shots

NAME	GM	BLK	BPG
1. Connecticut	33	285	8.6
2. Mississippi State	34	267	7.9
3. Massachusetts	36	264	7.3
3. Duquesne	30	220	7.3
5. Maryland	34	224	6.6
6. LSU	31	196	6.3
7. McNeese State	29	180	6.2
8. Memphis	40	244	6.1
9. Boston College	31	189	6.1
10. Syracuse	35	210	6.0

Steals

Alcorn State

November 20, 7 p.m.
Maravich Center
Baton Rouge, La.



General Information

LOCATION: Alcorn State, Miss.
ENROLLMENT: 3,583
NICKNAME: Braves
COLORS: Purple and Gold
ARENA: Davey L. Whitney HPER Complex (7,000)
CONFERENCE: Southwestern Atlantic Conference
ATHLETICS DIRECTOR: Dr. Darren J. Hamilton

Basketball Information

HEAD COACH: Larry Smith
ALMA MATER: Alcorn State, '80
SCHOOL RECORD: First season
ASSISTANT COACHES: Dwight Alexander, Brian Adams
2007-08 RECORD: 7-24
CONFERENCE RECORD/FINISH: 6-12
LETTERMAN RETURNING/LOST: 5/8
STARTERS RETURNING/LOST: 3/2
SERIES RECORD: LSU leads, 2-0

Sports Information

MBB CONTACT: LaToya Shields
OFFICE PHONE: (601) 877-6466
OFFICE FAX: (601) 877-3821
SHIELDS'S EMAIL: latoya_alcornsid@yahoo.com
PRESS ROW: (601) 597-9951
WEBSITE: www.alcornsports.com
MAILING ADDRESS: 1000 ASU Dr. # 510 Alcorn State, MS 39096

Centenary

Nov. 28, 7 p.m.
Maravich Center
Baton Rouge, La.



General Information

LOCATION: Shreveport, La.
ENROLLMENT: 910
NICKNAME: Gents
COLORS: Maroon and White
ARENA: Gold Dome (3,000)
CONFERENCE: The Summit League
ATHLETICS DIRECTOR: Dr. Tom Tallach

Basketball Information

HEAD COACH: Greg Gary
ALMA MATER: Tulane '92
SCHOOL RECORD: First Season
CAREER RECORD: First Season
ASSISTANT COACHES: Mark Richmond, Adam Walsh
2007-08 RECORD: 10-21
CONFERENCE RECORD/FINISH: 4-14/9th
LETTERMAN RETURNING/LOST: 6/7
STARTERS RETURNING/LOST: 3/2
SERIES RECORD: LSU leads, 7-1

Sports Information:

MBB CONTACT: TBA
OFFICE PHONE: (318) 869-5092
OFFICE FAX: (318) 869-5128
PRESS ROW: (318) 869-5400
WEBSITE: www.GoCentenary.com
MAILING ADDRESS: 2911 Centenary Blvd. Shreveport, LA 71134

Jackson State

Nov. 15, 1 p.m.
Maravich Center
Baton Rouge, La.



General Information

LOCATION: Jackson, Miss.
ENROLLMENT: 8,500
NICKNAME: Tigers
COLORS: Blue and White
ARENA: Lee E. Williams Athletics and Assembly Center (8000)
CONFERENCE: Southwestern Athletic
ATHLETICS DIRECTOR: Robert Braddy

Basketball Information

HEAD COACH: Tevester Anderson
ALMA MATER: Arkansas AM & N, '62
SCHOOL RECORD: 77-85 (5 years)
CAREER RECORD: 180-137 (10 years)
ASSISTANT COACH: Anthony Boone, Eric Strothers
2007-08 RECORD: 14-20
CONFERENCE RECORD/FINISH: 4-12/4th
LETTERMAN RETURNING/LOST: 12/5
STARTERS RETURNING/LOST: 4/1
SERIES RECORD: LSU leads, 2-1

Sports Information

MBB CONTACT: Wesley Peterson
OFFICE PHONE: 601-979-7008
OFFICE FAX: 601-979-2000
PETERSON'S EMAIL: wesley.peterson@jsums.edu
PRESS ROW: 601-979-2382
WEBSITE: http://www.jsutigers.com
MAILING ADDRESS: P.O. Box 17810, Jackson, MS 39217

Cal State Fullerton

Dec. 2, 7 p.m.
Maravich Center
Baton Rouge, La.
FSN



General Information

LOCATION: Fullerton, Calif.
ENROLLMENT: 36,000
NICKNAME: Titans
COLORS: Navy, Orange and White
ARENA: Titan Gym (4,000)
CONFERENCE: Big West
ATHLETICS DIRECTOR: Brian Quinn

Basketball Information

HEAD COACH: Bob Burton
ALMA MATER: Fresno State, '68
SCHOOL RECORD: 92-60 (5 years)
CAREER RECORD: 92-60 (5 years)
ASSISTANT COACHES: Julius Hicks, Scott Waterman
2007-08 RECORD: 24-9
CONFERENCE RECORD/FINISH: 12-4/1st (tie)
LETTERMAN RETURNING/LOST: 2/8
STARTERS RETURNING/LOST: 1/4
SERIES RECORD: First meeting

Sports Information

MBB CONTACT: Mel Franks
OFFICE PHONE: (714) 278-3970
OFFICE FAX: (714) 278-3141
FRANKS'S EMAIL: mfranks@fullerton.edu
PRESS ROW: (714) 278-5700
WEBSITE: www.fullertontitans.com
MAILING ADDRESS: P. O. Box 6810, 800 N. State College Boulevard, KHS 191H Fullerton, CA 92834-6810

Grambling

Dec. 13, 7 p.m.
Maravich Center
Baton Rouge, La.



General Information

LOCATION: Grambling, La.
ENROLLMENT: 5,253
NICKNAME: Tigers
COLORS: Black and Gold
ARENA: Health & Physical Educational Building (7,500)
CONFERENCE: Southwestern Atlantic
ATHLETICS DIRECTOR: Troy Mathieu

Basketball Information

HEAD COACH: Rick Duckett
ALMA MATER: North Carolina, '79
SCHOOL RECORD: First year
CAREER RECORD: 150-75 (8 years)
ASSISTANT COACHES: Philip Stitt, Alphonza Kee, Steve Portland
2007-08 RECORD: 7-19
CONFERENCE RECORD/FINISH: 7-11/7th
LETTERMAN RETURNING/LOST: 9/5
STARTERS RETURNING/LOST: 3/2
SERIES RECORD: LSU leads, 1-0

Sports Information

MBB CONTACT: Ryan McGinty
OFFICE PHONE: (318) 274-6562
OFFICE FAX: (318) 274-2761
MCGINTY'S EMAIL: mcgintyr@gram.edu
PRESS ROW: 318-274-3456
WEBSITE: http://www.gsutigers.com
MAILING ADDRESS: Campus Box 4252 Grambling, LA 71245

UL - Lafayette

Dec. 31, 4 p.m.
Maravich Center
Baton Rouge, La.
CST



General Information

LOCATION: Lafayette, La.
ENROLLMENT: 15, 081
NICKNAME: Ragin' Cajuns
COLORS: Vermilion and White
ARENAS: The Cajun Dome
CONFERENCE: Sun Belt
ATHLETICS DIRECTOR: David Walker

Basketball Information

HEAD COACH: Robert Lee
ALMA MATER: Nicholls State, '91
SCHOOL RECORD: 40-55 (5 years)
CAREER RECORD: 40-55 (5 years)
ASSISTANT COACHES: Rick LeBato, Byron Starks, Jai Steadman
2007-08 RECORD: 15-15
CONFERENCE RECORD/FINISH: 11-7/1st (tied)
LETTERMAN RETURNING/LOST: 9/4
STARTERS RETURNING/LOST: 4/1
SERIES RECORD: LSU leads, 34-10

Sports Information

MBB CONTACT: Matthew Hebert
OFFICE PHONE: (337) 851-2255
OFFICE FAX: (337) 482-6649
HEBERT'S EMAIL: matthebert@gmail.com
PRESS ROW: (337) 265-2284
WEBSITE: www.ragincajuns.com
MAILING ADDRESS: 201 Reinhardt Drive, Rm. 102, Lafayette, LA 70506

McNeese State

Dec. 22, 7 p.m.
Maravich Center
Baton Rouge, La.
CST



General Information

LOCATION: Lake Charles, La.
ENROLLMENT: 8,800
NICKNAME: Cowboys
COLORS: Blue and Gold
ARENA: Burton Coliseum (8,000)
CONFERENCE: Southland
ATHLETICS DIRECTOR: Tommy McClelland

Basketball Information

HEAD COACH: Dave Simmons
ALMA MATER: Louisiana Tech, '81
SCHOOL RECORD: 28-33 (2 years)
CAREER RECORD: 55-63 (4 years)
ASSISTANT COACHES: Dave Dumars, T.J. Marcum, Edward Garriet
2007-08 RECORD: 13-16
CONFERENCE RECORD/FINISH: 7-9/4th
LETTERMAN RETURNING/LOST: 8/6
STARTERS/RETURNING/LOST: 2/3
SERIES RECORD: LSU leads, 17-0

Sports Information

MBB CONTACT: Louis Bonnette
OFFICE PHONE: (337)475-5207
OFFICE FAX: (337)475-5202
BONNETTE'S EMAIL: lbonnette@mcneese.edu
PRESS ROW: (337)475-8008
WEBSITE: www.mcneesesports.com
MAILING ADDRESS: Box 92735, McNeese State, LA 70609

Northwestern St.

Nov. 23, 2 p.m.
Maravich Center
Baton Rouge, La.



General Information

LOCATION: Natchitoches, La.
ENROLLMENT: 9,431
NICKNAME: Demons
COLORS: Purple, White and Orange Trim
ARENAS: Prather Coliseum (3,600)
CONFERENCE: Southland
ATHLETICS DIRECTOR: Greg Burke

Basketball Information

HEAD COACH: Mike McConathy
ALMA MATER: Louisiana Tech '77
SCHOOL RECORD: 145-135 (9 years)
CAREER RECORD: 497-294 (25 years)
ASSISTANT COACHES: Mark Slessinger, Jeff Moore, Bob Austin
2007-08 RECORD: 15-18
CONFERENCE RECORD/FINISH: 9-7/4th
LETTERMAN RETURNING/LOST: 9/5
STARTERS RETURNING/LOST: 2/3
SERIES RECORD: LSU leads, 13-6

Sports Information

MBB CONTACT: Doug Ireland
OFFICE PHONE: (318) 357-6467
OFFICE FAX: (318) 357-4515
IRELAND'S EMAIL: ireland@nsula.edu
PRESS ROW: (318) 357-4544
WEBSITE: http://www.nsudemons.com/
MAILING ADDRESS: Prather Coliseum, Room 112, 398 South Jefferson Natchitoches, LA 71497

Texas A&M

Dec. 20, 3:30 p.m.
Toyota Center
Houston, Texas



General Information

LOCATION: College Station, Texas
ENROLLMENT: 47,925
NICKNAME: Aggies
COLORS: Maroon and White
ARENAS: Reed Arena (12,500)
CONFERENCE: Big 12
ATHLETICS DIRECTOR: Bill Byrne

Basketball Information

HEAD COACH: Mark Turgeon
ALMA MATER: Kansas, '87
SCHOOL RECORD: 25-11 (1 year)
CAREER RECORD: 178-130 (10 years)
ASSISTANT COACHES: Scott Spinelli, Pooh Williamson, Bill Walker
2007-08 RECORD: 25-11
CONFERENCE RECORD/FINISH: 8-8/6th
LETTERMAN RETURNING/LOST: 14/3
STARTERS RETURNING/LOST: 3/2
SERIES RECORD: LSU leads, 14-9

Sports Information

MBB CONTACT: Colin Killian
OFFICE PHONE: (979)845-3289
OFFICE FAX: (979)845-0564
KILLIAN'S EMAIL: ckillian@athletics.tamu.edu
PRESS ROW: (979)862-6944
WEBSITE: www.aggieathletics.com
MAILING ADDRESS: P.O. Box 30017, College Station, TX 77842

Nicholls State

Dec. 17, 7 p.m.
Maravich Center
Baton Rouge, La.
CST



General Information

LOCATION: Thibodaux, La.
ENROLLMENT: 6,814
NICKNAME: Colonels
COLORS: Red and Gray
ARENAS: Stophor Gym (3,800)
CONFERENCE: Southland
ATHLETICS DIRECTOR: Rob Bernardi

Basketball Information

HEAD COACH: J.P. Piper
ALMA MATER: Southeastern Louisiana '91
SCHOOL RECORD: 33-82 (4 years)
CAREER RECORD: 33-82 (4 years)
ASSISTANT COACHES: Kevin Johnson, Will Kellner, Joel Weiss
2007-08 RECORD: 10-21
CONFERENCE RECORD/FINISH: 5-11/5th
LETTERMAN RETURNING/LOST: 9/5
STARTERS RETURNING/LOST: 4/1
SERIES RECORD: LSU leads, 14-0

Sports Information

MBB CONTACT: Brandon Rizzuto
OFFICE PHONE: (985)448-4281
OFFICE FAX: (985)448-4924
RIZZUTO'S EMAIL: brandon.rizzuto@nicholls.edu
PRESS ROW: (985)448-4294
WEBSITE: www.geauxcolonels.com

Southeastern Louisiana

Jan. 3, 7 p.m.
Maravich Center
Baton Rouge, La.



General Information

LOCATION: Hammond, La.
ENROLLMENT: 15,118
NICKNAME: Lions
COLORS: Green and Gold
ARENAS: University Center (7,500)
CONFERENCE: Southland
ATHLETICS DIRECTOR: Dr. Joel Erdmann

Basketball Information

HEAD COACH: Jim Yarbrough
ALMA MATER: Florida State, '87
SCHOOL RECORD: 49-39 (3 years)
CAREER RECORD: 146-81 (7 years)
ASSISTANT COACHES: Morris Scott, Larry Cordaro
2007-08 RECORD: 17-13
CONFERENCE RECORD/FINISH: 9-7/4th (tied)
LETTERMAN RETURNING/LOST: 5/5
STARTERS RETURNING/LOST: 2/3
SERIES RECORD: LSU leads, 8-1

Sports Information

MBB CONTACT: Matt Sullivan
OFFICE PHONE: (985)549-2142
OFFICE FAX: (985)549-2326
SULLIVAN'S EMAIL: rsullivan@selu.edu
PRESS ROW: (985)549-2326
WEBSITE: www.lionsports.net
MAILING ADDRESS: Southeastern Sports Information, SLU, 10309 Hammond, LA 70402

Troy

Nov. 30, 6:00 p.m.
Maravich Center
Baton Rouge, La.



General Information

LOCATION: Troy, Ala.
ENROLLMENT: 29,580
NICKNAME: Trojans
COLORS: Cardinal, Silver, and Black
ARENA: Trojan Arena (4000)
CONFERENCE: Sun Belt
ATHLETICS DIRECTOR: Steve Dennis

Basketball Information

HEAD COACH: Don Maestri
ALMA MATER: Southern Miss, '69
SCHOOL RECORD: 436-313 (26 years)
CAREER RECORD: 436-313 (26 years)
ASSISTANT COACHES: David Felix, Ben Fletcher, Michael Curry
2007-08 RECORD: 12-19
CONFERENCE RECORD/FINISH: 4-14/6th
LETTERMAN RETURNING/LOST: 7/4
STARTERS RETURNING/LOST: 1/4
SERIES RECORD: LSU leads, 3-1

Sports Information

MBB CONTACT: Ricky Hazel
OFFICE PHONE: (334)670-3832
OFFICE FAX: (334)670-5665
HAZEL'S EMAIL: jehazel@troy.edu
PRESS ROW: 334-670-3229
WEBSITE: www.troytrojans.com
MAILING ADDRESS: Tine W. Davis Field House, 5000 George Wallace Drive Troy, AL 36082

- INTRO
- 100 YEARS
- THIS IS LSU
- TIGERS
- COACHES
- REVIEW
- PREVIEW**
- RECORDS
- HISTORY
- LSU
- MEDIA



- INTRO
- 100 YEARS
- THIS IS LSU
- TIGERS
- COACHES
- REVIEW
- PREVIEW**
- RECORDS
- HISTORY
- LSU
- MEDIA

Utah

Jan. 6, 8 p.m.
Huntsman Center
Salt Lake City, Utah
The Mountain



General Information

LOCATION: Salt Lake City, Utah
ENROLLMENT: 28,025
NICKNAME: Utes
COLORS: Crimson and White
ARENA: Jon M. Huntsman Center
CONFERENCE: Mountain West
ATHLETICS DIRECTOR: Dr. Chris Hill

Basketball Information

HEAD COACH: Jim Boylen
ALMA MATER: Maine, '87
SCHOOL RECORD: 18-15 (1 year)
CAREER RECORD: 18-15 (1 year)
ASSISTANT COACHES: Stan Johnson, Barret Peery, Jeff Smith
2007-08 RECORD: 18-15
CONFERENCE RECORD/FINISH: 7-9/6th
LETTERMAN RETURNING/LOST: 10/4
STARTERS RETURNING/LOST: 5/0
SERIES RECORD: Tied, 1-1

Sports Information

MBB CONTACT: Kyle Harris
OFFICE PHONE: (801)581-3771
OFFICE FAX: (801)581-4358
HARRIS' EMAIL: kharris@huntsman.utah.edu
PRESS ROW: (801) 581-6657
WEBSITE: www.utahutes.com
MAILING ADDRESS: 1825 E. South Campus Dr. Salt Lake City, UT 84112-0900

Washington State

Dec. 27, 1 p.m.
Maravich Center
Baton Rouge, La.
ESPN 2



General Information

LOCATION: Pullman, Wash.
ENROLLMENT: 23,300
NICKNAME: Cougars
COLORS: Crimson and Gray
ARENA: Friel Court (11,671)
CONFERENCE: Pacific-10
ATHLETICS DIRECTOR: Jim Sterk

Basketball Information

HEAD COACH: Tony Bennett
ALMA MATER: Wisconsin-Green Bay, '92
ASSISTANT COACHES: Ben Johnson, Ron Sanchez, Matt Woodley
SCHOOL RECORD: 52-17 (2 years)
CAREER RECORD: 52-17 (2 years)
2007-08 RECORD: 26-9
CONFERENCE RECORD: 11-7/3rd (tied)
LETTERMAN RETURNING/LOST: 5/7
STARTERS RETURNING/LOST: 2/3
SERIES RECORD: Washington State leads, 0-1

Sports Information

MBB CONTACT: Jessica Schmick
OFFICE PHONE: (509)335-0255
OFFICE FAX: 509-335-0867
SCHMICK'S EMAIL: jessica_schmick@wsu.edu
PRESS ROW: (509) 335-2684
WEBSITE: www.wsucougars.com
MAILING ADDRESS: P.O. Box 641602, Pullman, WA 99164-1602

Xavier (Ohio)

Jan 24., 7 p.m.
Maravich Center
Baton Rouge, La.
ESPN 2



General Information

LOCATION: Cincinnati, Oh.
ENROLLMENT: 6,700
NICKNAME: Musketeers
COLORS: Navy Blue, Gray, and White
ARENA: Cintas Center (10,250)
CONFERENCE: Atlantic 10
ATHLETICS DIRECTOR: Mike Bobinski

Basketball Information

HEAD COACH: Sean Miller
ALMA MATER: Pittsburgh '92
SCHOOL RECORD: 93-39 (4 years)
CAREER RECORD: 93-39 (4 years)
ASSISTANT COACHES: Chris Mack, James Whitford, Emanuel "Book" Richardson
2007-08 RECORD: 30-7
CONFERENCE RECORD/FINISH: 14-2 /1st
LETTERMAN RETURNING/LOST: 7/5
STARTERS RETURNING/LOST: 2/3
SERIES RECORD: Tied, 1-1

Sports Information

MBB CONTACT: Tom Eiser
OFFICE PHONE: 513.745.3124
OFFICE FAX: 513-745-2825
EISER'S EMAIL: eiser@xavier.edu
PRESS ROW: 513-745-3929
WEBSITE: http://goxavier.cstv.com/
MAILING ADDRESS: Cintas Center, 1624 Herald Avenue Cincinnati, OH 45207

SEC Office

Throughout its 76-year history, the Southeastern Conference has been a leader in the integration of athletic competition and higher education.

Since its formation in 1933, the SEC has achieved both stature and stability by designating governing/voting power to the presidents of the member institutions. They have determined the policies of the conference and through the years this involvement has been the principal source of strength in the evolution of the SEC.

Intercollegiate athletics has encountered many challenges in the 1990s and again the SEC provided guidance. In 1993, the member institutions adopted The Principles of Gender Equity. Committed to increasing the quantity and quality of women's athletic opportunities, each school provides at least two more women's intercollegiate programs than the number of men's.

Faced with the task of conference realignment after competing with 10 members since 1966, the SEC welcomed the University of Arkansas and the University of South Carolina in 1991.

SEC schools began athletic competition with one another almost 100 years ago as members of the Southern Intercollegiate Athletic Association.

Seven institutions (Alabama, Auburn, Georgia, Georgia Tech, North Carolina, Sewanee and Vanderbilt) attended the SIAA organizational meeting of faculty representatives in Atlanta in 1894.

Basketball moved quickly to the South as Vanderbilt was playing at the Nashville YMCA in 1893, just two years after Dr. James Naismith originated the game at Springfield (Mass.) College. Basketball became an intercollegiate sport in 1901 and in 1908 Vanderbilt was meeting Columbia and Yale intersectionally.

The seven-member SIAA expanded to 19 institutions in 1895 and by 1920 there were 30 members.

The larger schools reorganized as the Southern Conference in 1920. Despite an original limit of 16, the membership grew to 23 by 1928.

The 13 members west and south of the Appalachian Mountains reorganized as the Southeastern Conference at the annual SC meeting in 1932. The 10 coast members remained in the Southern Conference. Charter members of the new conference were: Alabama, Auburn, Florida, Georgia, Georgia Tech, Kentucky, LSU, Mississippi, Mississippi State, Sewanee, Tennessee, Tulane and Vanderbilt. (Sewanee withdrew in 1940, Georgia Tech in 1964 and Tulane in 1966).

The first SEC champions were crowned in 1933 in four sports (baseball, basketball, football and outdoor track). The league's inaugural championship event was a basketball tournament in Atlanta in 1933. Records show the first men's team title for cross-country was awarded in 1935, while golf and swimming were added in 1937. The league later began hosting championships in tennis (1953) and indoor track (1957).

In the 1979-80 academic year SEC championships for women were recognized in basketball, tennis and volleyball. The following year golf, gymnastics, swimming and track and field were added. The administration of women's athletics officially came under the auspices of the conference office in 1984.

The SEC currently regulates nine men's sports and 11 women's sports: Men—baseball, basketball, football, golf, swimming, tennis and track (cross country, indoor and outdoor). Women—basketball, golf, gymnastics, soccer, softball, swimming, tennis, track (cross country, indoor and outdoor) and volleyball.



The SEC office is located in Birmingham, Ala.



LSU on Television in 2008-09

The LSU Tigers will be featured on regional or national television on 18 occasions during the 2007-08 season as part of league contracts with Raycom Sports, the ESPN family of networks, Fox Sports Net and CBS Sports. LSU will also be featured five times as part of its overall athletic sports package with regional sports carrier, CST (Cox Sports TV).

DATE	OPPONENT	LOCATION	TIME	NETWORK
Dec. 2	Cal State Fullerton	Baton Rouge, La.	7 p.m.	FSN
Dec. 17	Nicholls State	Baton Rouge, La.	7 p.m.	CST
Dec. 22	McNeese State	Baton Rouge, La.	7 p.m.	CST
Dec. 27	Washington State	Baton Rouge, La.	1 p.m.	ESPN2
Dec.31	Louisiana-Lafayette	Baton Rouge, La.	4 p.m.	CST
Jan. 6	Utah	Salt Lake City, Ut.	8 p.m.	The Mtn.
Jan. 11	Alabama	Tuscaloosa, Ala.	TBA	Raycom
Jan. 14	South Carolina	Baton Rouge, La.	7 p.m.	CST-TD
Jan. 17	Ole Miss	Oxford, Miss.	3 p.m.	Raycom
Jan. 24	Xavier	Baton Rouge, La.	7 p.m.	ESPN2
Jan. 28	Tennessee	Knoxville, Tenn.	7 p.m.	Raycom
Jan. 31	Arkansas	Baton Rouge, La.	4 p.m.	FSN
Feb. 8	Alabama	Baton Rouge, La.	Noon	Raycom
Feb. 14	Ole Miss	Baton Rouge, La.	6 p.m.	FSN
Feb. 24	Florida	Baton Rouge, La.	8 p.m.	ESPN
Feb. 28	Kentucky	Lexington, Ky.	3 p.m.	CBS SPORTS
March 4	Vanderbilt	Baton Rouge, La.	7 p.m.	CST-TD
March 12-15	SEC Tournament	Tampa, Fla.	TBA	Raycom, CBS

All times listed are Central Standard. CBS Sports will televise the finals of the SEC Tournament. All NCAA Tournament games will be televised by CBS.

SEC on Television in 2008-09

November

14	Toledo at Florida	ESPNU	5 p.m.
	VMI at Kentucky	FSN	6 p.m.
15	UT-Chattanooga at Tenn.	SS	6 p.m.
16	Bradley at Florida	ESPNU	1 p.m.
18	UT-Martin at Tennessee	SS	6 p.m.
	Kentucky at North Carolina	ESPN	8 p.m.
19	Florida A&M at Alabama	CSS	8 p.m.
20	Illinois at Vanderbilt	FSN	7 p.m.
	Southern Utah at Florida	FSN	7 p.m.
22	Delaware St. at Kentucky	FSN	11 a.m.
24	Longwood at Kentucky	FSN	6 p.m.
	Alabama vs. Oregon	ESPN2	11 p.m.
25	Alabama vs. UNC/Chaminade	ESPN	TBA
26	Alabmaa in Maui	ESPN	TBA
27	Tennessee vs. Siena	ESPN2	11 a.m.
28	Kentucky vs. Kansas State	ESPNU	11 p.m.
29	Kentucky vs. W. Va/Iowa	ESPNU	TBA
30	Florida vs. Missouri-KC	SUN	Noon

December

2	Cal State Fullerton at LSU	FSN	7 p.m.
	Florida A&M at Florida	SUN	6 p.m.
3	Texas Southern at Arkansas	ARSN	7 p.m.
	Lamar at Kentucky	FSN	6 p.m.
	UNC-Asheville at Tennessee	SS	6 p.m.
	West Virginia at Mississippi	FSN	8 p.m.
	Aburn at Xavier	CBSCS	7 p.m.
6	Georgia at Illinois	ESPNU	11 a.m.
	Vandy at Georgia Tech	FSN	1 p.m.
	Miami at Kentucky	ESPN	4:30 p.m.
7	Miss. Valley St. at Knetucky	FSN	3 p.m.
	Florida at Florida State	FSN	5 p.m.
9	Virginia Tech at Georgia	FSN	6 p.m.
10	NC-Central at Arkansas	ARSN	7 p.m.
	Fla Gulf Coast at Florida	FSN	7 p.m.
13	Indiana at Kentucky	CBS	3 p.m.
	Texas A&M at Alabama	CSS	7 p.m.
	Tennessee at Temple	ESPN	11 a.m.
16	Vanderbilt vs. S. Florida	ESPN2	6 p.m.
	Tennessee vs. Marquette	ESPN	8:30 p.m.
17	Tennessee St. at Alabama	CSS	7 p.m.
	Austin Peavy at Arkansas	ARSN	7 p.m.
	Nicholls State at LSU	CST	7 p.m.
18	Miss. State vs. Cincinnati	ESPN2	5:30 p.m.
	Mississippi vs. Louisville	ESPN	8 p.m.
20	Belmont at Tennessee	SS	2 p.m.
	Auburn at Virginia	FSN	3 p.m.
	Florida vs. Central Florida	FSN	5:30 p.m.
	Stephen F. Austin at Arkansas	ARSN	7 p.m.
	Kentucky vs. Appalachian St.	FSN	11 a.m.
22	Georgia Southern at Florida	FSN	6 p.m.
	Tennessee State at Kentucky	FSN	6 p.m.
	McNeese at LSU	CST	7 p.m.
27	Washington State at LSU	ESPN2	1 p.m.

	Florida Atlantic at Kentucky	FSN	2 p.m.
	Northwestern St. at Arkansas	ESPN2	5 p.m.
28	Florida vs. Winthrop	FSN	5:30 p.m.
29	Central Michigan at Kentucky	FSN	6 p.m.
30	Stetson at Florida	FSN	Noon
	Oklahoma at Arkansas	ASRN	7 p.m.
	Clemson at South Carolina	FSN	6 p.m.
	San Diego at Mississippi State	FSN	8 p.m.
31	UL-Lafayette at LSU	CST	4 p.m.

January

3	Missouri at Georgia	FSN	Noon
	Georgia Tech at Alabama	FSN	2 p.m.
	Tennessee at Kansas	ESPN	1 p.m.
	Arkansas at North Texas	ARSN	2 p.m.
	N. C. State at Florida	CBS	3 p.m.
	Vanderbilt at UMass	CBSCS	4 p.m.
4	Kentucky at Louisville	TBA	TBA
6	Longwood at Florida	SUN	6 p.m.
	Georgia at Georgia Tech	FSN	6 p.m.
	LSU at Utah	The Mtn	8 p.m.
	Texas at Arkansas	ESPN2	8 p.m.
	Alabama at Clemson	FSN	8 p.m.
7	Gonzaga at Tennessee	ESPN2	8 p.m.
10	Vanderbilt at Kentucky	Raycom	1 p.m.
	Mississippi at Florida	FSN	5 p.m.
	Miss. State at Arkansas	FSN	7 p.m.
	Tennessee at Georgia	Raycom	11 a.m.
11	LSU at Alabama	Raycom	TBA
13	Kentucky at Tennessee	ESPN	8 p.m.
14	Florida at Auburn	Raycom	7 p.m.
	South Carolina at LSU	CST-TD	7 p.m.
17	Arkansas at Florida	Raycom	1 p.m.
	LSU at Ole Miss	Raycom	3 p.m.
	South Carolina at Tennessee	FSN	5 p.m.
	Vanderbilt at Miss. State	FSN	7 p.m.
18	Kentucky at Georgia	Raycom	11 a.m.
20	Tennessee at Vanderbilt	ESPN	8 p.m.
21	Florida at South Carolina	Raycom	6 p.m.
	Auburn at Kentucky	Raycom	8 p.m.
24	Kentucky at Alabama	Raycom	2 p.m.
	Memphis at Tennessee	CBS	2:30 p.m.
	Miss. State at Georgia	ESPN2	5 p.m.
	Xavier at LSU	ESPN2	7 p.m.
	Mississippi at South Carolina	FSN	7 p.m.
	Auburn at Arkansas	Raycom	Noon
25	Florida at Vanderbilt	CBS	12:30 p.m.
27	Kentucky at Ole Miss	ESPN	6 p.m.
28	Georgia at Florida	Raycom	7 p.m.
	LSU at Tennessee	Raycom	7 p.m.
29	Alabama at Arkansas	ESPN	8 p.m.
31	South Carolina at Kentucky	Raycom	2 p.m.
	Arkansas at LSU	Raycom	4 p.m.
	Florida at Tennessee	ESPN	8 p.m.
	Georgia at Alabama	FSN	6 p.m.
	Mississippi at Miss. State	Raycom	Noon

February

3	Mississippi State at Kentucky	Raycom	6 p.m.
	South Carolina at Florida	ESPN	8 p.m.
4	Tennessee at Arkansas	Raycom	7 p.m.
5	Alabama at Vanderbilt	ESPN	6 p.m.
7	Arkansas at Miss. State	Raycom	2 p.m.
	Georgia at South Carolina	FSN	4 p.m.
	Tennessee at Auburn	Raycom	Noon
	Mississippi at Vanderbilt	CBS	Noon
8	Alabama at LSU	Raycom	Noon
10	Florida at Kentucky	ESPN	8 p.m.
11	Georgia at Tennessee	Raycom	7 p.m.
14	South Carolina at Alabama	Raycom	2 p.m.
	Vanderbilt at Tennessee	Raycom	2 p.m.
	Florida at Georgia	ABC	2:30 p.m.
	Mississippi State at Auburn	FSN	4 p.m.
	Mississippi at LSU	FSN	6 p.m.
	Kentucky at Arkansas	CBS	Noon
17	Kentucky at Vanderbilt	ESPN	8 p.m.
18	Tennessee at Mississippi	Raycom	7 p.m.
	Alabama at Florida	SUN-TD	6 p.m.
21	Tennessee at Kentucky	CBS	Noon
	Miss. State at Alabama	Raycom	2 p.m.
	Vanderbilt at Florida	Raycom	2 p.m.
	Georgia at Mississippi	FSN	4 p.m.
24	Florida at LSU	ESPN	8 p.m.
25	Kentucky at South Carolina	Raycom	6 p.m.
	Miss State at Tennessee	Raycom	8 p.m.
28	South Carolina at Vanderbilt	Raycom	3 p.m.
	Alabama at Mississippi	Raycom	3 p.m.
	LSU at Kentucky	CBS	3 p.m.
	Auburn at Miss. State	FSN	5 p.m.

March

1	Tennessee at Florida	CBS	1 p.m.
	Georgia at Arkansas	Raycom	3 p.m.
3	Auburn at Alabama	ESPN	8 p.m.
4	Vanderbilt at LSU	CST-TD	7 p.m.
	Florida at Miss. State	Raycom	7 p.m.
	Georgia at Kentucky	Raycom	7 p.m.
5	Tennessee at South Carolina	ESPN	6 p.m.
7	Kentucky at Florida	CBS	1 p.m.
	Wild Card Game	Raycom	TBA
8	Arkansas at Vanderbilt	Raycom	1 p.m.
	Alabama at Tennessee	CBS	11 a.m.
12	SEC Tournament	Raycom	TBA
13	SEC Tournament	Raycom	TBA
14	SEC Tournament Semifinals	Raycom	Noon
15	SEC Championship Game	CBS	Noon

- INTRO
- 100 YEARS
- THIS IS LSU
- TIGERS
- COACHES
- REVIEW
- PREVIEW**
- RECORDS
- HISTORY
- LSU
- MEDIA

Alabama

Jan. 11 TBA
Coleman Coliseum
Tuscaloosa, Ala.
Raycom



Feb. 8, Noon
Maravich Center
Baton Rouge, La.
Raycom

General Information
 Location: Tuscaloosa, Ala.
 Enrollment: 23,878
 Nickname: Crimson Tide
 Colors: Crimson and White
 Arena: Coleman Coliseum (15, 316)
 Athletics Director: Mal Moore

Basketball Information
 Head Coach: Mark Gottfried
 Alma mater: Alabama, 1987
 School Record: 198-124 (11 years)
 Career Record: 266-148 (14 years)
 Assistant Coaches: Phillip Pearson, James Holland, Antoine Pettway
 2007-08 Record: 17-16
 Conference Record/Finish: 5-11/ 5th West
 Letterman Returning/Lost: 8/3
 Starters Returning/Lost: 3/3
 Series Record: Alabama leads, 95-65

Sports Information
 MBB Contact: Becky Hopf
 Office Phone: (205) 348-8790
 Office Fax: (205) 348-9055
 Hopf's Home phone: (205) 343-9055
 Hopf's Email: bhopf@ia.ua.edu
 Press Row: (205) 348-6084
 Website: www.rolltide.com
 Mailing Address: P.O. Box 870391,
 Tuscaloosa, AL 35487

Arkansas

Jan. 31, 4 p.m.
Maravich Center
Baton Rouge, La.
FSN



Feb. 18, 7 p.m.
Bud Walton Arena
Fayetteville, Ark.

General Information
 Location: Fayetteville, Ark.
 Enrollment: 18,647
 Nickname: Razorbacks
 Colors: Cardinal and White
 Arenas: Bud Walton Arena (19,200)
 Conference: Southeastern
 Athletics Director: Jeff Long

Basketball Information
 Head Coach: John Pelphrey
 Alma Mater: Kentucky, 1992
 School Record: 23-12 (1 year)
 Career Record: 103-79 (6 years)
 Assistant Coaches: Bob Evans, Tom Ostrom, Isaac Brown
 2007-08 Record: 23-12
 Conference Recrd/Finish: 9-7/2nd West
 Letterman Returnign/Lost: 3/7
 Starters Returnign/Lost: 1/4
 Series Record: Arkansas leads, 28-18

Sports Information
 MBB Contact: Robby Edwards
 Office Phone: (479) 575-2751
 Office Fax: (479) 575-7481
 Edwards' Home Phone: (479) 846-4331
 Edwards' Email: robbye@uark.edu
 Press Row: (497) 575-6622
 Website: www.hogwired.com
 Mailing Address: University of Arkansas,
 Broyles Athletic Center, P.O. Box 7777
 Fayetteville, Ark. 72702

Auburn

Feb. 21, 7 p.m.
Maravich Center
Baton Rouge, La.



Mar. 7, TBA
Beard-Eaves Memorial Coliseum
Auburn, Ala.

General Information
 Location: Auburn, Ala.
 Enrollment: 23,547
 Nickname: Tigers
 Colors: Burnt Orange and Navy Blue
 Arenas: Beard-Eaves-Memorial Coliseum (10,500)
 Conference: Southeastern
 Athletics Director: Jay Jacobs

Basketball Information
 Head Coach: Jeff Lebo
 Alma Mater: North Carolina, 1989
 School Record: 57-64 (4 years)
 Career Record: 172-127 (10 years)
 Assistant Coaches: John Cooper, Bryan Bartley, Tim Craft, Dave Lebo
 2007-08 Record: 14-6
 Conference Record/Finish: 4-12/6th West
 Letterman Returning/Lost: 8/4
 Starters Returning/Lost: 4/2
 Series Record: LSU leads, 80-58

Sports Information
 MBB Contact: Chuck Gallina
 Office Phone: (334) 844-9800
 Office Fax: (334) 844-9807
 Gallina's Home Phone: (334) 502-0929
 Gallina's E-mail: Gallina@auburn.edu
 Press Row: (334) 844-9807
 Website: www.auburntigers.com
 Mailing Address: Athletic Media Relations,
 P.O. Box 351, Auburn, AL. 36831

Florida

Feb. 24, 8 p.m.
Maravich Center
Baton Rouge, La.
ESPN



General Information
 Location: Gainesville, Fla.
 Enrollment: 51,520
 Nickname: Gators
 Colors: Orange and Blue
 Arenas: Stephen C. O'Connell Center (12,000)
 Conference: Southeastern
 Athletics Director: Jeremy Foley

Basketball Information
 Head Coach: Billy Donovan
 Alma Mater: Providence, 1987
 School Record: 285-115 (12 years)
 Career Record: 320-135 (14 years)
 Assistant Coaches: Rob Lanier, Shaka Smart
 2007-08 Record: 24-12
 Conference Record/Finish: 8-8 4th East
 Letterman Returning/Lost: 8/4
 Starters Returning/Lost: 4/1
 Series Record: LSU leads, 59-37

Sports Information
 MBB Contact: Fred Demarest
 Office Phone: (352) 375-4683
 Office Fax: (352) 375-4809
 Demarest's Home Phone: (352) 316-5839
 Demarest's E-mail: Fredd@gators.uaa.ufl.edu
 Press Row: (352) 371-0281
 Website: www.gatorzone.com
 Mailing Address: P.O. Box 14485,
 Gainesville, FL. 32604-2485

Georgia

Feb. 4, 6:30 p.m.
Stegeman Coliseum
Athens, Ga.



General Information
 Location: Athens, Ga.
 Enrollment: 33,900
 Nickname: Bulldogs
 Colors: Red and Black
 Arenas: Stegeman Coliseum (10,523)
 Conference: Southeastern
 Athletics Director: Damon Evans

Basketball Information
 Head Coach: Dennis Felton
 Alma Mater: Howard, 1985
 School Record: 75-80 (6 years)
 Career Record: 175-134 (10 years)
 Assistant Coaches: Mike Jones, Desmond Oliver
 2007-08 Record: 17-17
 Conference Record/Finish: 4-12/6th East
 Letterman Returning/Lost: 7/4
 Starters Returning/Lost: 2/3
 Series Record: LSU leads, 58-40

Sports Information
 MBB Contact: Tim Hix
 Office Phone: (706) 542-1621
 Office Fax: (706) 542-9339/542-7993
 E-mail: thix@sports.uga.edu
 Press Row: (706) 542-8052
 Website: www.georgiadogs.com
 Mailing Address: P.O. Box 1472,
 Athens, GA 30603

Kentucky

Feb. 28, 3 p.m.
Rupp Arena
Lexington, Ky.
CBS



General Information
 Location: Lexington, Ky.
 Enrollment: 27,000
 Nickname: Wildcats
 Colors: Blue and White
 Arenas: Rupp Arena (23,000)
 Conference: Southeastern
 Athletics Director: Mitch Barnhart

Basketball Information
 Head Coach: Billy Gillispie
 Alma Mater: Texas State, '83
 School Record: 18-13 (1 year)
 Career Record: 118-71 (6 years)
 Assistant Coaches: Jeremy Cox, Glynn Cyprien, Tracy Webster
 2007-08 Record: 18-13
 Conference Record/Finish: 12-4, 2nd East
 Letterman Returning/Lost: 7/5
 Starters Returning/Lost: 2/3
 Series Record: Kentucky leads, 78-22

Sports Information
 MBB Contact: Dewayne Peevy/John Hayden
 Office Phone: 859-257-3838
 Office Fax: 859-323-4310
 E-mail: dewayne.peevy@uky.edu
 Press Row: 859-252-3602
 Website: www.ukathletics.com
 Mailing Address: 338 Lexington Ave., Joe Craft Center, Lexington, KY 40506

Ole Miss

Jan. 17, 3 p.m.
Tad Smith Coliseum
Oxford, Miss.
Raycom



Feb. 14, 6 p.m.
Maravich Center
Baton Rouge, La.
FSN

General Information

Location: Oxford, Miss.
Enrollment: 17,325
Nickname: Rebels
Colors: Cardinal Red and Navy Blue
Arenas: C.M. "Tad" Smith Coliseum (8,700)
Conference: Southeastern
Athletics Director: Pete Boone

Basketball Information

Head Coach: Andy Kennedy
Alma Mater: UAB, 1991
School Record: 45-24 (2 years)
Career Record: 66-37 (3 years)
Assistant Coaches: Michael White, Owen Miller, Torrey Ward
2007-08 Record: 24-11
Conference Record/Finish: 7-9/3rd West
Letterman Returning/Lost: 8/7
Starters Returning/Lost: 3/2
Series Record: LSU leads, 114-80

Sports Information

MBB Contact: Joey Jones
Office Phone: (662) 915-7526
Office Fax: (662) 915-7006
Jones' E-mail: joeyj@olemiss.edu
Press Row: (662) 236-1931
Website: www.olemissports.com
Mailing Address: P.O. ox 217,
University, MS 38677

Mississippi St.

Jan. 21, 7 p.m.
Maravich Center
Baton Rouge, La.



Feb. 11, 7 p.m.
Humphrey Coliseum
Starkville, Miss.

General Information

Location: Starkville, Miss.
Enrollment: 17,039
Nickname: Bulldogs
Colors: Maroon and White
Arenas: Humphrey Coliseum
Conference: Southeastern
Athletics Director: Greg Byrne

Basketball Information

Head Coach: Rick Stansbury
Alma Mater: Campbellsville (Ky.), 1982
School Record: 208-115 (10 years)
Career Record: 208-115 (10 years)
Assistant Coaches: Robert Kirby, Phil Cunningham, Marcus Grant
2007-08 Record: 23-11
Conference Record/Finish: 12-4/ 1st West
Letterman Returning/Lost: 8/5
Starters Returning/Lost: 2/3
Series Record: LSU leads, 101-90

Sports Information

MBB Contact: Gregg Ellis
Office Phone: (662) 325-3595
Office Fax: (662) 325-3664
Ellis' Home Phone: (662) 844-1312
Ellis' E-mail: gellis@athletics.msstate.edu
Press Row: (662) 325-3776
Website: www.msstateathletics.com
Mailing Address: MSU Athletic Media
Relations Office, P.O. Box 5308,
Mississippi State, MS 39726

South Carolina

Jan 14, 7 p.m.
Maravich Center
Baton Rouge, La.
CST-TD



General Information

Location: Columbia, S.C.
Enrollment: 27,390
Nickname: Gamecocks
Colors: Garnet and Black
Arenas: Colonial Center (18,000)
Conference: Southeastern
Athletics Director: Eric Hyman

Basketball Information

Head Coach: Darrin Horn
Alma Mater: Western Kentucky, 1995
School Record: First Season
Career Record: 111-48 (5 years)
Assistant Coaches: Scott Cherry, Cypheus Bunton, Michael Boynton
2007-08 Record: 14-18
Conference Record/Finish: 5-11/5th East
Letterman Returning/Lost: 11/2
Starters Returning/Lost: 4/1
Series Record: South Carolina leads, 12-10

Sports Information

MBB Contact: Emily Feeney
Office Phone: (803) 777-7743
Office Fax: (803) 777-2967
Feeney's E-mail: efeeney@mailbox.sc.edu
Press Row: (803) 777-6182
Website: www.uscsports.com
Mailing Address: University of South
Carolina, Roost Building B, 1322 Heyward
Street, Columbia, SC 29208

Tennessee

Jan. 28, 7 p.m.
Thompson-Boling Arena
Knoxville, Tenn.
Raycom



General Information

Location: Knoxville, Tennessee
Enrollment: 26,400
Nickname: Volunteers
Colors: Orange and White
Arenas: Thompson-Boling Arena
Conference: Southeastern
Athletics Director: Mike Hamilton

Basketball Information

Head Coach: Bruce Pearl
Alma Mater: Boston College, 1982
School Record: 77-24 (3 years)
Career Record: 394-108 (16 years)
Assistant Coaches: Tony Jones, Steve Forbes, Jason Shay
2007-08 Record: 31-5
Conference Record/Finish: 14-2/1st overall
Letterman Returning/Lost: 6/5
Starters Returning/Lost: 2/3
Series Record: Tennessee leads, 56-42

Sports Information

MBB Contact: Tom Satkowiak
Office Phone: (865) 974-7501
Office Fax: (865) 974-1269
Satkowiak's E-mail: tsatkowi@tennessee.edu
Press Row: (865) 544-0789
Website: www.UTsports.com
Mailing Address: P.O.Box 15016, Knoxville,
TN 37996

Vanderbilt

Mar. 4, 7 p.m.
Maravich Center
Baton Rouge, La.
CST-TD



General Information

Location: Nashville, Tenn.
Enrollment: 6,378
Nickname: Commodores
Colors: Black and Gold
Arenas: Memorial Gymnasium (14,316)
Conference: Southeastern
Athletics Director: Rod Williamson

Basketball Information

Head Coach: Kevin Stallings
Alma Mater: Purdue, 1982
School Record: 170-116 (9 years)
Career Record: 293-179 (15 years)
Assistant Coaches: Brad Frederick, Dan Muller, King Rice, Tom Richarson
2007-08 Record: 26-8
Conference Record/Finish: 10-6/3rd East
Letterman Returning/Lost: 8/5
Starters Returning/Lost: 2/3
Series Record: Vanderbilt leads, 55-47

Sports Information

MBB Contact: Andy Boggs
Office Phone: (615) 322-4121
Office Fax: (615) 320-0436
Boggs' E-mail: Andy.Boggs@Vanderbilt.edu
Press Row: (615) 320-0436
Website: www.VCommodores.com
Mailing Address: P.O. Box 120158,
Nashville, TN 37212

Series Record vs. SEC Opponents

Alabama

Alabama leads, 95-65
Last meeting -- March 5, 2008 -- LSU 80, Alabama 74
At Tuscaloosa -- Alabama leads, 61-17
At Baton Rouge -- LSU leads, 44-28
At Neutral Sites -- Alabama leads, 6-4

Arkansas

Arkansas leads, 29-18
Last meeting -- Feb. 20, 2008 -- Arkansas 87, LSU 61
At Fayetteville -- Arkansas leads, 13-4
At Baton Rouge -- Arkansas leads, 10-9
At Neutral Sites -- Tied, 5-5

Auburn

LSU leads, 79-58
Last meeting -- Jan. 30, 2008 -- LSU 81, Auburn 80
At Auburn -- Tied, 32-32
At Baton Rouge -- LSU leads, 43-21
At Neutral Sites -- Auburn leads, 5-4

Florida

LSU leads, 59-37
Last meeting -- Feb. 13, 2008 -- LSU 85, Florida 73
At Gainesville -- Florida leads, 24-18
At Baton Rouge -- LSU leads, 33-11
At Neutral Sites -- LSU leads, 8-2

Georgia

LSU leads, 57-40
Last meeting -- March 2, 2008 -- LSU 71, Georgia 64
At Athens -- Georgia leads, 23-20
At Baton Rouge -- LSU leads, 31-13
At Neutral Sites -- LSU leads, 7-4

Kentucky

Kentucky leads, 78-22
Last meeting -- Feb. 16, 2008 -- Kentucky 67, LSU 63
At Lexington -- Kentucky leads, 38-4
At Baton Rouge -- Kentucky leads, 27-16
At Neutral Sites -- Kentucky leads, 13-2

Ole Miss

LSU leads, 114-80
Last meeting -- Feb. 23, 2008 -- Ole Miss 69, LSU 49
At Oxford -- Ole Miss leads, 50-35
At Baton Rouge -- LSU leads, 73-27
At Neutral Sites -- LSU leads, 6-3

Mississippi State

LSU leads, 101-91
Last meeting -- March 8, 2008 -- Miss. State 84, LSU 75
At Starkville -- Mississippi State leads, 55-35
At Baton Rouge -- LSU leads, 63-33
At Neutral Sites -- Tied, 3-3

South Carolina

South Carolina leads, 12-10
Last meeting -- March 13, 2008 -- S. Carolina 77, LSU 73
At Columbia -- Tied, 5-5
At Baton Rouge -- LSU leads, 5-3
At Neutral Sites -- South Carolina leads, 4-0

Tennessee

Tennessee leads, 56-42
Last meeting -- Feb. 9, 2008 -- Tennessee 47, LSU 45
At Knoxville -- Tennessee leads, 29-14
At Baton Rouge -- LSU leads, 25-21
At Neutral Sites -- Tennessee, 6-3

Vanderbilt

Vanderbilt leads, 55-47
Last meeting -- Jan. 19, 2008
At Nashville -- Vanderbilt leads, 35-14
At Baton Rouge -- LSU leads, 28-16
At Neutral Sites -- LSU leads, 5-4

INTRO

100 YEARS

THIS IS LSU

TIGERS

COACHES

REVIEW

PREVIEW

RECORDS

HISTORY

LSU

MEDIA

NCAA Tournament

Selection Sunday - March 15, 2009

Opening Round

March 17, 2009

Dayton, Ohio

University of Dayton Arena
Host: University of Dayton

First and Second Rounds

March 19 and 21, 2009

Greensboro N.C.

Greensboro Coliseum
Host: Atlantic Coast Conference

Kansas City, Mo.

Sprint Center
Host: Big 12 Conference

Philadelphia, Pa.

Wachovia Center
Hosts: St. Joseph's University

Portland, Ore.

Rose Garden
Host: University of Oregon

March 20 and 22, 2009

Boise, Id.

Taco Bell Arena
Host: Boise State University

Dayton, Ohio

University of Dayton Arena
Host: University of Dayton

Miami, Fla.

American Airlines Arena
Host: Florida International

Minneapolis, Minn.

HHH Metrodome
University of Minnesota

Regional Sites

March 26 and 28, 2009

EAST REGIONAL

Boston, Mass.

TD Banknorth Garden
Host: Boston College

WEST REGIONAL

Glendale, Ariz.

University of Phoenix Stadium
Host: Arizona State University

March 27 and 29, 2009

MIDWEST REGIONAL

Indianapolis, Ind.

Lucas Oil Stadium
Host: Butler University

SOUTH REGIONAL

Memphis, Tenn.

FedEx Forum
Host: University of Memphis

NCAA Final Four

April 4 and 6, 2009

Detroit, Mich.

Ford Field
Host: University of Detroit

National Invitation Tournament

First Round -- Campus Sites

March 17, 18

Second Round -- Campus Sites

March 19, 20, 21, 23

Third Round -- Campus Sites

March 24, 25, 26

Semifinals -- Madison Square Garden

New York City, N. Y.
March 31

Finals -- Madison Square Garden

New York City, N. Y.
April 2

Travel/Road Hotels

The following information regarding LSU and locations is based on plans made prior to the season and at press time for this book. It should be noted that plans are subject to change. As a rule, all practices are closed on the road. Players are not available on the road for pregame interviews and Coach Johnson will normally not conduct interviews on game day until after the game. LSU Senior Associate SID Kent Lowe will be traveling with the team for all games. All times listed are Central Standard Times unless listed:

vs. Texas A&M

Dec. 20, 2008, Houston, Texas

The Tigers will bus to Houston on Dec. 19. The team will headquarter at the Hilton Americas, 1600 Lamar, Houston, Texas 77010. Phone: 713-739-8000. ... Team will return to Baton Rouge following the game on Saturday, Dec. 20, arriving at approximately midnight.

at Utah

Jan. 6, 2009, Salt Lake City

The Tigers will depart Baton Rouge on Jan. 5 at 9:16 a.m. on Continental Airlines, arriving in Salt Lake City at 2:03 p.m. The team will headquarter at the Marriott Salt Lake City -- City Center, 2220 South State Street, Salt Lake City, Utah 84111. Phone: 801-961-8700. ... Team will fly back to Baton Rouge on Jan 7, arriving at 8:20 p.m.

at Alabama

Jan. 11, 2009, Tuscaloosa

The Tigers will bus to Tuscaloosa on Jan. 10. The team will headquarter at the Four Points by Sheraton Tuscaloosa, 320 Paul W. Bryant Dr., Tuscaloosa, Ala. 35401. Phone: 205-752-3200. ... Team will bus back to Baton Rouge following the game, arriving at approximately 11 p.m.

at Ole Miss

Jan. 17, 2009, Oxford, Miss.

The Tigers will bus to Oxford on Jan. 16. The team will headquarter at the Oxford Downtown Inn, 400 N. Lamar Blvd, Oxford, Miss., 38655. Phone: 662-234-3031. ... Team will return following the game on Jan. 17, returning to Baton Rouge at approximately 11:30 p.m.

at Tennessee

Jan. 28, 2009, Knoxville

The Tigers will depart for Knoxville via charter airplane on Jan. 24. Team will headquarter at the Crowne Plaza Knoxville, 401 Summit Hill Drive, Knoxville, Tenn. 37902. Phone: 865-522-2600. ... Team will return to Baton Rouge following the game arriving at approximately 12:30 a.m. on Jan. 29.

at Georgia

Feb. 4, 2009, Athens

The Tigers will depart Baton Rouge for Athens via charter airplane on Feb. 3. Team will headquarter at the University of Georgia Center, 1197 South Lumpkin, Athens, Ga. 30602. Phone: 706-548-1311. ... Team will return to Baton Rouge following the game arriving at approximately 11:45 p.m.

at Mississippi State

Feb. 11, 2009, Starkville

The Tigers will depart Baton Rouge for Columbus, Miss., via charter airplane on Feb. 10. Team will headquarter at the Comfort Suites, 801 Russell Street, Starkville, Miss., 39759. Phone: 662-324-9595. ... Team will return to Baton Rouge following the game, arriving at approximately midnight.

at Arkansas

Feb. 18, 2008, Fayetteville

The Tigers will depart Baton Rouge for Fayetteville, Ark., via charter airplane on Feb. 17. Team will headquarter at the Courtyard by Marriott, 600 East Van Asche Drive, Fayetteville, Ark. 72703. Phone: 479-571-4900. ... Team will return to Baton Rouge following the game, arriving at approximately 12:20 a.m., Feb. 19.

at Kentucky

Feb. 28, 2009, Lexington.

The Tigers will depart Baton Rouge for Lexington via charter airplane on Feb. 27. Team will headquarter at the Lexington Downtown Hotel, 369 West Vine Street, Lexington, Ky. 40507. Phone: 859-231-9000. ... The Tigers will return to Baton Rouge at approximately 9 p.m.

at Auburn

March 7, 2009, Auburn

The Tigers will depart Baton Rouge via charter airplane on March 6. The team will headquarter at the Hotel at Auburn University, 241 South College Street, Auburn, Ala. 36830. Phone: 334-321-3176. ... Team will return to Baton Rouge at a time to be determined based on tipoff for the game that was still to be determined at press time.

at SEC Tournament

March 12-15, Tampa, Fla.

The Tigers will depart Baton Rouge via charter airplane on Feb. 11. Team will headquarter at the Westin Tampa Harbour Island, 725 South Harbour Island Boulevard, Tampa, Fla. 33602. Phone: 813-229-5000. ... Team will return to Baton Rouge at the conclusion of the team's participation in the tournament.

The 2009 Southeastern Conference Men's Basketball Tournament will return to Florida for the first time since 1989 when the tournament takes place March 12-15 in Tampa, Fla.

The site of the tournament will be the beautiful St. Pete Times Forum, home of the 2008 NCAA Men's First and Second Rounds and the NCAA Women's Final Four. The venue, originally known as The Ice Palace when it opened in 1996, has established itself as one of the leading sports and entertainment venues in the country while serving as a focal point for a revitalization of downtown Tampa's Channelside District.

The arena's primary tenant is the NHL's 2004 Stanley Cup champs, the Tampa Bay Lightning.

The winner of the 11-game tournament receives the SEC's automatic bid to the NCAA Tournament. The tournament seeds, conference championship and division titles are determined by the 16-game conference schedule during the regular season. Teams are seeded by their divisional finish and features Eastern Division-Western Division matchups in every game should the higher seed win each contest.

The 2009 tournament will be the 50th in league history and the 31st since the renewal in 1979. The event was held every year through 1952, with the exception of 1935.

The SEC has shown extraordinary balance in the tournament, evidenced by the fact that a different school won the first seven titles after the renewal. The event has helped set the stage for SEC teams in the NCAA Tournament, as 22 of the last 29 tournament champions have advanced to at least the Sweet 16 with five of the last 13 going on to win the national championship.

Kentucky leads the league with 25 SEC Tournament titles. Alabama is second with six, while Tennessee ranks third with four, Florida three and Mississippi State and Georgia have two championship trophies. Arkansas, Auburn, LSU, Ole Miss, Vanderbilt and former league member Georgia Tech have each won one SEC Tournament championship.



2009 SEC Tournament

MARCH 12-15 • ST. PETE TIMES FORUM • TAMPA, FLA.

First Round - March 12 (Thursday)

Game 1 Western #5 vs. Eastern #4 (Raycom) Noon CT
 Game 2 Eastern #6 vs. Western #3 (Raycom) 2:15 p.m. CT
 Game 3 Eastern #5 vs. Western #4 (Raycom) 6:30 p.m. CT
 Game 4 Western #6 vs. Eastern #3 (Raycom) 8:45 p.m. CT

Second Round - March 9 (Friday)

Game 5 Game 1 Winner vs. Western #1 (Raycom) Noon CT
 Game 6 Game 2 Winner vs. Eastern #2 (Raycom) 2:15 p.m. CT
 Game 7 Game 3 Winner vs. Eastern #1 (Raycom) 6:30 p.m. CT
 Game 8 Game 4 Winner vs. Western #2 (Raycom) 8:45 p.m. CT

Semifinals - March 10 (Saturday)

Game 9 Game 5 Winner vs. Game 6 Winner (Raycom), Noon CT
 Game 10 Game 7 Winner vs. Game 8 Winner (Raycom), 2:15 p.m. CT

Championship - March 11 (Sunday)

Game 11 Game 9 Winner vs. Game 10 Winner (CBS), Noon CT

Future SEC Tournament Dates and Sites

2010 March 11-14 Sommet Center, Nashville, Tenn.
 2011 March 10-13 Georgia Dome, Atlanta, Ga.
 2012 March 8-11 New Orleans Arena, New Orleans, La.

1933 - Atlanta Athletic Club, Atlanta, Ga.

First Round - LSU 57, Auburn 33
 Quarterfinals - LSU 55, Tennessee 43
 Semifinals - Kentucky 51, LSU 38

1934 - Atlanta Athletic Club, Atlanta, Ga.

Quarterfinals - Tennessee 42, LSU 35

1936 - Alumni Memorial Gym, Knoxville, Tenn.

Quarterfinals - Alabama 52, LSU 30

1937 - Alumni Memorial Gym, Knoxville, Tenn.

Quarterfinals - Kentucky 57, LSU 37

1938 - Huey Long Field House, Baton Rouge, La.

Quarterfinals - LSU 60, Auburn 34
 Semifinals - Ole Miss 68, LSU 40

1939 - Alumni Memorial Gym, Knoxville, Tenn.

First Round - LSU 55, Sewanee 35
 Quarterfinals - LSU 50, Georgia 28
 Semifinals - Kentucky 53, LSU 34

1940 - Alumni Memorial Gym, Knoxville, Tenn.

First Round - LSU 57, Tulane 44
 Quarterfinals - Alabama 51, LSU 25

1941 - Jefferson County Armory, Louisville, Ky.

First Round - Vanderbilt 63, LSU 49

1942 - Jefferson County Armory, Louisville, Ky.

Quarterfinals - Alabama 45, LSU 31 (OT)

1943 - Jefferson County Armory, Louisville, Ky.

First Round - LSU 67, Auburn 38
 Quarterfinals - LSU 46, Alabama 41
 Semifinals - Tennessee 52, LSU 34

1944 - Jefferson County Armory, Louisville, Ky.

Semifinals - Kentucky 55, LSU 28

SEC Tournament Records

TEAM	YRS	WON	LOST	PCT.	TITLES	LSU VS.
Kentucky	47	110	21	.840	25	1-14
Alabama	49	56	42	.571	6	2-5
Tennessee	48	55	44	.556	4	3-6
Arkansas	17	20	16	.556	1	1-2
South Carolina	17	16	17	.485	0	0-3
LSU	49	42	48	.467	1	---
Georgia	48	37	46	.446	2	5-3
Florida	43	31	40	.437	3	8-2
Vanderbilt	47	29	46	.387	1	6-3
Auburn	46	26	45	.366	1	5-3
Ole Miss	46	23	45	.338	1	5-3
Mississippi St.	48	21	46	.313	2	2-2

FORMER MEMBERS

Georgia Tech	19	14	18	.438	1	1-0
Tulane	16	12	16	.429	0	2-2
Sewanee	2	0	2	.000	0	1-0

INTRO

100 YEARS

THIS IS LSU

TIGERS

COACHES

REVIEW

PREVIEW

RECORDS

HISTORY

LSU

MEDIA

INTRO

100 YEARS

THIS IS LSU

TIGERS

COACHES

REVIEW

PREVIEW

RECORDS

HISTORY

LSU

MEDIA

1945 - Jefferson County Armory, Louisville, Ky.

Quarterfinals - Kentucky 68, LSU 37

1946 - Jefferson County Armory, Louisville, Ky.

First Round - LSU 74, Tulane 29
 Quarterfinals - LSU 69, Ole Miss 34
 Semifinals - LSU 60, Georgia 41
 Finals - Kentucky 59, LSU 36

1947 - Jefferson County Armory, Louisville, Ky.

First Round - LSU 61, Ole Miss 36
 Quarterfinals - LSU 60, Florida 45
 Semifinals - Tulane 63, LSU 50

1948 - Jefferson County Armory, Louisville, Ky.

Quarterfinals - Kentucky 63, LSU 47

1949 - Jefferson County Armory, Louisville, Ky.

First Round - LSU 55, Georgia Tech 53
 Quarterfinals - LSU 60, Vanderbilt 56
 Semifinals - Tulane 72, LSU 63

1950 - Jefferson County Armory, Louisville, Ky.

First Round - LSU 66, Florida 57
 Quarterfinals - LSU 73, Auburn 45
 Semifinals - Tennessee 81, LSU 79 (OT)

1951 - Jefferson County Armory, Louisville, Ky.

Quarterfinals - LSU 62, Ole Miss 57
 Semifinals - Vanderbilt 75, LSU 63

1952 - Jefferson County Armory, Louisville, Ky.

First Round - LSU 77, Mississippi State 44
 Quarterfinals - LSU 75, Ole Miss 60
 Semifinals - LSU 77, Florida 69
 Finals - Kentucky 44, LSU 43

1979 - Birmingham Coliseum, Birmingham, Ala.

Semifinals - (6) Kentucky 80, (1) LSU 67

1980 - Birmingham Coliseum, Birmingham, Ala.

Quarterfinals - (2) LSU 95, (10) Florida 82
 Semifinals - (2) LSU 73, (3) Alabama 66
 Finals - (2) LSU 80, (1) Kentucky 78

1981 - Birmingham Coliseum, Birmingham, Ala.

Quarterfinals - (1) LSU 85, (8) Florida 73
 Semifinals - (5) Georgia 68, (1) LSU 60

1982 - Rupp Arena, Lexington, Ky.

Quarterfinals - (4) Ole Miss 59, (5) LSU 52

1983 - Birmingham Coliseum, Birmingham, Ala.

Quarterfinals - (7) Tennessee 74, (2) LSU 71

1984 - Memorial Gymnasium, Nashville, Tenn.

Quarterfinals - (5) Alabama 72, (4) LSU 70 (OT)

1985 - Birmingham Coliseum, Birmingham, Ala.

Quarterfinals - (8) Auburn 58, (1) LSU 55

1986 - Rupp Arena, Lexington, Ky.

Quarterfinals - (5) LSU 72, (4) Florida 66
 Semifinals - (1) Kentucky 61, (5) LSU 58

1987 - The Omni, Atlanta, Ga.

First Round - (7) LSU 68, (10) Mississippi State 54
 Quarterfinals - (7) LSU 72, (2) Florida 66
 Semifinals - (7) LSU 89, (3) Georgia 88 (2OT)
 Finals - (1) Alabama 69, (7) LSU 62

1988 - Maravich Center, Baton Rouge, La.

Quarterfinals - (4) LSU 87, (5) Vanderbilt 80
 Semifinals - (1) Kentucky 86, (4) LSU 80

1989 - Thompson-Boling Arena, Knoxville, Tenn.

Quarterfinals - (5) Tennessee 95, (4) LSU 77

1990 - Orlando Arena, Orlando, Fla.

Quarterfinals - (6) Auburn 78, (3) LSU 76

1991 - Memorial Gym, Nashville, Tenn.

Quarterfinals - (7) Auburn 92, (2) LSU 77

1992 - BJCC, Birmingham, Ala.

Quarterfinals - (W2) LSU 99, (E3) Tennessee 89
 Semifinals - (E1) Kentucky 80, (W2) LSU 74

1993 - Rupp Arena, Lexington, Ky.

Quarterfinals - (W2) LSU 89, (W5) Ole Miss 70
 Semifinals - (W2) LSU 72, (E1) Vanderbilt 62
 Finals - (E2) Kentucky 82, (W2) LSU 65

1994 - The Pyramid, Memphis, Tenn.

First Round - (E4) Georgia 83, (W5) LSU 70

1995 - Georgia Dome, Atlanta, Ga.

First Round - (E4) Vanderbilt 85, (W5) LSU 61

1996 - Louisiana Superdome, New Orleans, La.

First Round - (E3) South Carolina 85, (W6) LSU 76

1997 - The Pyramid, Memphis, Tenn.

First Round - (E3) Georgia 75, (W6) LSU 54

1998 - Georgia Dome, Atlanta, Ga.

First Round - (E3) Tennessee 73, (W6) LSU 62

1999 - Georgia Dome, Atlanta, Ga.

First Round - (E3) Florida 97, (W6) LSU 75

2000 - Georgia Dome, Atlanta, Ga.

Quarterfinals - (W1) LSU 71, (E4) Vanderbilt 60
 Semifinals - (W2) Arkansas 69, (W1) LSU 67

2001 - Gaylord Center, Nashville, Tenn.

First Round - (W6) LSU 63, (E3) Georgia 62
 Quarterfinals - (W2) Arkansas 77, (W6) LSU 72

2002 - Georgia Dome, Atlanta, Ga.

First Round - (W4) LSU 69, (E5) Vanderbilt 62
 Quarterfinals - (W4) LSU 78, (E3) Georgia 76
 Semifinals - (W2) Mississippi State 57, (W4) LSU 51

2003 - Louisiana Superdome, New Orleans, La.

First Round - (W3) LSU 85, (W6) Arkansas 56
 Quarterfinals - (W3) LSU 65, (E2) Florida 61
 Semifinals - (W1) Mississippi State 76, (W3) LSU 61

2004 - Georgia Dome, Atlanta, Ga.

Quarterfinals - (E3) South Carolina 85, (W2) LSU 64

2005 - Georgia Dome, Atlanta, Ga.

Quarterfinals - (W2) LSU 89, (W6) Auburn 58
 Semifinals - (E1) Kentucky 79, (W2) LSU 78 (ot)

2006 - Gaylord Center, Nashville, Tenn.

Quarterfinals - (W1) LSU 92, (E4) Vanderbilt 73
 Semifinals - (E2) Florida 81, (W1) LSU 65

2007 - Georgia Dome, Atlanta, Ga.

First Round -- (W6) LSU 76, (E3) Tennessee 67 (ot)
 Quarterfinals -- (W2) Ole Miss 80, (W6) LSU 60

2008 - Georgia Dome, Atlanta, Ga.

First Round -- (E5) South Carolina 77, (W4) LSU 73



Stanley Roberts
Field goal percentage co-leader



Darrel Mitchell
Career three-point field goal leader (258)



Eddie Palubinskas
15-15 from free throw line (single-game best)

Individual Records

POINTS

Game:	69	by Pete Maravich vs. Alabama, 2-7-70
Season:	1,381	by Pete Maravich, 1969-70
Freshman:	965	by Chris Jackson, 1988-89
Sophomore:	1,138	by Pete Maravich, 1967-68
Junior:	1,148	by Pete Maravich, 1968-69
Senior:	1,381	by Pete Maravich, 1969-70
Career:	3,667	by Pete Maravich, 1967-70

SCORING AVERAGE

Season:	44.5	by Pete Maravich, 1969-70
Career:	44.2	by Pete Maravich, 1967-70

FIELD GOALS MADE

Game:	26	by Pete Maravich vs. Vanderbilt, 12-11-69 & vs. Alabama, 2-7-70
Season:	522	by Pete Maravich, 1969-70
Career:	1,387	by Pete Maravich, 1967-70

FIELD GOALS ATTEMPTED

Game:	57	by Pete Maravich vs. Vanderbilt, 1-29-69 & vs. Alabama, 2-7-70
Season:	1,168	by Pete Maravich, 1969-70
Career:	3,166	by Pete Maravich, 1967-70

FIELD GOAL PERCENTAGE

Game (Min. 10 Att.):	1.000	by Stanley Roberts, 10-10, vs. Loyola Marymount, 2-3-90
	1.000	by Durand Macklin, 12-12, vs. Mississippi State, 1-5-80
	1.000	by Bill Wilson, 10-10 vs. Georgia, 1964
Season (Min. 100 Att.):	.675	by Dave Ramsden, 112-166, 1968-69
Career (Min. 250 Att.):	.643	by Dave Ramsden, 164-255, 1966-69

THREE-POINT FIELD GOALS MADE

Game:	10	by Chris Jackson vs. Tennessee, 2-10-90
Season:	95	by Anthony Wilson, 1986-87
Career:	258	by Darrel Mitchell, 2003-06

THREE-POINT FIELD GOALS ATTEMPTED

Game:	20	by Chris Jackson vs. Ole Miss, 3-4-89 & vs. Tennessee, 2-10-90
Season:	246	by Chris Jackson, 1989-90
Career:	605	by Torris Bright, 2000-03

THREE-POINT FIELD GOAL PERCENTAGE

Game (Min. 5 Att.):	1.000	by Antonio Hudson, 6-6, vs. Louisiana-Lafayette, 11-21-04
	1.000	by Collis Temple, 5-5, vs. Nicholls State, 12-22-00
	1.000	by Torris Bright, 5-5, at Arizona, 12-20-00
	1.000	by Darrel Mitchell, 5-5, vs. Auburn, 2-26-03
Season (Min. 50 Att.):	.509	by Jamie Brandon, 27-53, 1992-93
Career (Min. 75 Att.):	.489	by Justin Anderson, 45-92, 1991-92
Career (Min. 100 Att.):	.438	by Jamie Brandon, 46-105, 1991-93

FREE THROWS MADE

Game:	30	by Pete Maravich, vs. Oregon State, 12-22-69
Season:	337	by Pete Maravich, 1969-70
Career:	893	by Pete Maravich, 1967-70

FREE THROWS ATTEMPTED

Game:	31	by Pete Maravich, vs. Oregon State, 12-22-69
Season:	337	by Pete Maravich, 1969-70
Career:	1,152	by Pete Maravich, 1967-70

CONSECUTIVE FREE THROWS MADE

Game:	21	by Pete Maravich, vs. Oregon State, 12-22-69
Season:	35	by Chris Jackson, 1989-90
Two Seasons:	31	by Eddie Palubinskas, 1973-74

FREE THROW PERCENTAGE

Game (Min. 15 Att.):	1.000	by Eddie Palubinskas, 15-15, vs. Mississippi State, 3-1-73
Season (Min. 50 Att.):	.9095	by Chris Jackson, 191-210, 1989-90
Career (Min. 200 Att.):	.875	by Eddie Palubinskas, 259-295, 1972-74

REBOUNDS

Game:	32	by Durand Macklin, vs. Tulane, 11-26-76
Season:	474	by Al Sanders, 1969-70
Career:	1,276	by Durand Macklin, 1976-81

INTRO

100 YEARS

THIS IS LSU

TIGERS

COACHES

REVIEW

PREVIEW

RECORDS

HISTORY

LSU

MEDIA

INTRO

100 YEARS

THIS IS LSU

TIGERS

COACHES

REVIEW

PREVIEW

RECORDS

HISTORY

LSU

MEDIA



Torris Bright
Most career games started (128)



Derrick Taylor
Most minutes played in a season (1,342)



Clarence Caesar
Career leader in steals (310)

REBOUND AVERAGE

Season: 17.3 by Bob Pettit, 1953-54
Career: 14.8 by Bob Pettit, 1951-54

FOULS

Season: 125 by Al Sanders, 1969-70
Career: 407 by Greg Cook, 1976-77; 1978-81

ASSISTS

Game: 19 by Kenny Higgs, vs. Georgia, 1-17-77
Season: 239 by Kenny Higgs, 1976-77
Career: 645 by Kenny Higgs, 1974-78

ASSIST AVERAGE

Season: 8.9 by Kenny Higgs, 1976-77
Career: 6.1 by Kenny Higgs, 1974-78

GAMES

Season: 39 by Bernard Woodside, 1986-87
Career: 130 by Jose Vargas, 1984-88

GAMES STARTED

Season: 38 by Anthony Wilson, 1986-87 & Derrick Taylor, Don Redden, 1985-86
Career: 128 by Torris Bright, 2000-03

STEALS

Game: 10 by Shawn Griggs vs. Tennessee, 2-23-91
Season: 93 by Darryl Joe, 1986-87
Career: 310 by Clarence Caesar, 1991-95

STEAL AVERAGE

Season: 3.0 by Clarence Caesar, 1993-94; 1994-95
Career: 2.8 by Clarence Caesar, 1992-95

BLOCKED SHOTS

Game: 12 by Shaquille O'Neal, vs. Loyola Marymount, 2-3-90
Season: 157 by Shaquille O'Neal, 1991-92
Career: 412 by Shaquille O'Neal, 1989-92

BLOCK AVERAGE

Season: 5.2 by Shaquille O'Neal, 1991-92
Career: 4.6 by Shaquille O'Neal, 1989-92

MINUTES PLAYED

Season: 1,342 by Derrick Taylor, 1985-86
Career: 4,276 by Howard Carter, 1979-83

Team Records

POINTS

Game: 159 vs. Northern Arizona, 12-28-91 (LSU, 159-86)
Home Court: 159 vs. Northern Arizona, 12-28-91 (LSU, 159-86)
Road/Neutral: 124 vs. Texas, 1-2-90 (LSU 124-113)
1st half: 80 vs. Northern Arizona, 12-28-91 (LSU, 159-86)
2nd half: 79 vs. Northern Arizona, 12-28-91 (LSU, 159-86)
In a loss: 112 vs. Ole Miss, 3-4-89 (Ole Miss, 113-112-OT)
By Opponent: 141 by Loyola Marymount, 2-3-90 (LSU 148-141-OT)
Two Teams: 289 LSU (148), Loyola Marymount (141), 2-3-90
Season: 2,985 in 1969-70 (32 games)
Average: 93.3 in 1969-70 (2,985 in 32 games)
By Opponent: 2,861 in 1988-89 (32 games)

FIELD GOALS MADE

Game: 61 vs. Loyola Marymount, 2-3-90
Two Teams: 113 LSU (61) vs. Loyola Marymount (52), 2-3-90
Season: 1,170 in 1985-86

FIELD GOALS ATTEMPTED

Game: 114 vs. Louisiana College, 12-7-53
Season: 2,403 in 1969-70

FIELD GOAL PERCENTAGE

Game: .714 vs. Clemson, 12-20-69 (50 of 70)
Season: .520 in 1978-79 (964 of 1,854)

THREE-POINT FIELD GOALS MADE

Game: 17 at Tennessee, 3-01-03
Season: 215 in 2002-03



Randy Livingston
Had 18 of LSU's school record
38 assists against George Mason in 1994.



Shaquille O'Neal
Had a triple-double with 10 of LSU's
16 blocks against Texas in 1990.

THREE-POINT FIELD GOALS ATTEMPTED

Game:	40	vs. South Carolina, 2-10-96
Season:	614	in 1995-96

THREE-POINT FIELD GOAL PERCENTAGE

Game:	1.000	vs. Arkansas State, 12-4-86 (3-3)
Season:	.401	in 1986-87 season (181-451)

FREE THROWS MADE

Game:	41	vs. Tulane, 12-22-79
Season:	667	in 1969-70

FREE THROWS ATTEMPTED

Game:	55	vs. Tulane, 12-22-79
Season:	944	in 1980-81

FREE THROW PERCENTAGE

Game:	1.000	vs. Tennessee, 3-11-83 (11-11)
Season:	.770	in 1988-89 (557-723)

REBOUNDS

Game:	80	vs. Montana State, 12-27-76
Season:	1,691	in 1969-70 (32 games)
Average:	52.8	in 1969-70 (1,691 in 32 games)

FOULS

Season:	747	in 1986-87
Fouled Out:	37	in 1952-53, 1973-74

ASSISTS

Game:	38	vs. George Mason, 12-3-94
Season:	616	in 1974-75
Average:	23.7	in 1974-75 (616 in 26 games)

BLOCKED SHOTS

Game:	16	vs. Texas, 1-2-90
Season:	225	in 1989-90
Average:	7.0	in 1989-90 (225 in 32 games)

STEALS

Game:	23	vs. Tennessee, 2-23-91
Season:	352	in 1986-87
Average:	10.5	in 1990-91 (316 in 30 games)

GAMES

Season:	39	in 1986-87
Most Wins:	31	in 1980-81
Most Losses:	23	in 1966-67
Win Streak:	26	in 1980-81

ATTENDANCE

Game (Paid):	68,112	Louisiana Superdome, Jan. 20, 1990 vs. Notre Dame
Game (Turnstile):	54,321	Louisiana Superdome, Jan. 28, 1989 vs. Georgetown
Game (PMAC):	15,694	vs. Ole Miss, 2-25-81
Game (PMAC-present configuration):	13,468	vs. Georgia, 1-25-06
Season (Home):	314,369	in 1989-90 (19 games, one in Louisiana Superdome)
Season (PMAC):	246,257	in 1989-90 (18 games)
Season Average	13,708	in 1980-81 (15 games)

INTRO

100 YEARS

THIS IS LSU

TIGERS

COACHES

REVIEW

PREVIEW

RECORDS

HISTORY

LSU

MEDIA

INTRO

100 YEARS

THIS IS LSU

TIGERS

COACHES

REVIEW

PREVIEW

RECORDS

HISTORY

LSU

MEDIA

Individual Records

POINTS

LSU: 53 by Shaquille O'Neal, vs. Arkansas State, 12-18-90

Opp: 48 by Hank Gathers, Loyola Marymount, 2-3-90

FIELD GOALS MADE

LSU: 19 by Chris Jackson, vs. Florida, 3-1-89

Opp: 20 by Hank Gathers, Loyola Marymount, 2-3-90

FIELD GOAL PERCENTAGE (Minimum 10 attempts)

LSU: 1.000 by Stanley Roberts, 10-10, Loyola Marymount, 2-3-90;

1.000 by Durand Macklin, 12-12, vs. Mississippi State, 1-5-80

Opp: .909 by Ronnie Williams, Florida, 10-11, 1-2-82;

by Bob Guyette, Kentucky, 10-11, 1-5-74;

THREE POINT FIELD GOALS MADE

LSU: 8 by Maurice Carter, vs. Arkansas, 1-2-99

8 by Ronnie Henderson, vs. Kentucky, 2-15-94

Opp: 9 by Anderson Hunt, UNLV, 1-28-90

THREE POINT FG PERCENTAGE (Minimum 4 attempts)

LSU: 1.000 by Antonio Hudson, 6-6, vs. Louisiana-Lafayette, 11-21-04

1.000 by Collis Temple, 5-5, vs. Nicholls State, 12-22-00

1.000 by Darrel Mitchell, 5-5, vs. Auburn, 2-26-03

Opp: 1.000 by Sonny Weems, Arkansas, 5-5, 1-26-08

FREE THROWS MADE

LSU: 17 by Shaquille O'Neal, vs. Arkansas State, 12-18-90

Opp: 15 by Ernie Grunfeld, Tennessee, 1-15-77

FREE THROWS ATTEMPTED

LSU: 21 by Shaquille O'Neal, vs. Arkansas State, 12-18-90

Opp: 18 by Leon Douglas, Alabama, 2-17-75

FREE THROW PERCENTAGE

LSU: 1.000 by Eddie Palubinskas, 16-16, vs. Mississippi State, 3-1-73

Opp: 1.000 by Carlos Zuniga, Tulane, 10-10, 12-4-78;

1.000 by Sidney Moncrief, Arkansas, 10-10, 12-29-77;

1.000 by Joe Rogers, Villanova, 10-10, 12-28-76

REBOUNDS

LSU: 32 by Durand Macklin, vs. Tulane, 11-26-76

Opp: 23 by Larry Fry, Mississippi State, 1-16-75

ASSISTS

LSU: 19 by Kenny Higgs, vs. Georgia, 1-17-77

Opp: 15 by Eddie Johnson, Auburn, 1-3-76

BLOCKED SHOTS

LSU: 12 by Shaquille O'Neal, vs. Loyola Marymount, 2-3-90

Opp: 7 by Jarvis Varnado, Miss. State, 1-9-08

STEALS

LSU: 10 by Shawn Griggs, vs. Tennessee, 2-23-91

Opp: 9 by Mike Varos, Cal State Los Angeles, 12-8-89



Maurice Carter was the last player to hit eight treys in a game at the Maravich Center.

Team Records

POINTS

LSU: 159 vs. Northern Arizona, 159-86, 12-28-91

Opp: 141 by Loyola Marymount, LSU 148-141 (OT), 2-3-90

FIELD GOALS MADE

LSU: 61 vs. Loyola Marymount, 2-3-90; vs. Northern Arizona, 12-28-91

Opp: 53 by Illinois, 12-22-88

FIELD GOALS ATTEMPTED

LSU: 103 vs. Northern Arizona, 12-28-91

Opp: 116 by Loyola Marymount, 2-11-89

FIELD GOAL PERCENTAGE

LSU: .703 vs. Centenary, 1-15-03

Opp: .684 by Tulane, 3-12-82

FREE THROWS MADE

LSU: 41 vs. Tulane, 12-22-79

Opp: 31 by Tulane, 3-12-82

FREE THROWS ATTEMPTED

LSU: 55 vs. Tulane, 12-22-79

Opp: 42 by Tulane, 3-12-82; Georgia, 3-12-82

MOST THREE-POINT FIELD GOALS MADE

LSU: 16 vs. Auburn, 2-26-03

FOULS

LSU: 39 vs. Ole Miss, 1-14-84

Opp: 42 by Tulane, 12-22-79

MARGIN OF VICTORY

LSU: 75 vs. Grambling State, 112-37, 11-20-99

Opp: 32 by Kentucky, 129-97, 1-16-96

POINTS IN ONE HALF

LSU: 80 vs. Northern Arizona, 1st half, 12-28-91

79 vs. Northern Arizona, 2nd half, 12-28-91

Opp: 86 by Kentucky, 1st half, 1-16-96

MOST WINS

LSU: 16 in 1989-90 season, 2002-03 season

Opp: 7 in 1994-95; 1995-96; 2000-01 season

LONGEST OVERALL WINNING STREAK

1. 26 - Nov. 30, 1980 to Feb. 28, 1981
2. 19 - Dec. 29, 1952 to March 14, 1953
3. 18 - Feb. 14, 1920 to Feb. 11, 1921
4. 17 - Feb. 1917 to Feb. 6, 1918
5. 15 - Feb. 1921 to March 16, 1922

LONGEST SEC WINNING STREAK

1. 32 - Feb. 4, 1952 to March 6, 1954
2. 23 - Jan. 1, 1934 to Dec. 23, 1935
3. 17 - Jan. 3, 1981 to Feb. 25, 1981
4. 13 - Feb. 16, 2005 to Feb. 1, 2006
4. 12 - Feb. 9, 1945 to Jan. 11, 1947
5. 10 - Jan. 3, 1980 to Feb. 21, 1980

SEC HOME WINNING STREAK

1. 26 - Feb. 13, 1933 to Jan. 31, 1936
2. 20 - Jan. 14, 1952 to Feb. 22, 1954
3. 19 - March 3, 2004 to Jan. 17, 2007
4. 15 - Jan. 3, 1981 to Feb. 10, 1982
5. 12 - Jan. 14, 1984 to Jan. 26, 1985

SEC ROAD WINNING STREAK

1. 14 - Feb. 4, 1952 to March 6, 1954
1. 14 - Jan. 19, 1980 to Feb. 21, 1981
3. 10 - Feb. 19, 1942 to Feb. 20, 1943
4. 6 -- Feb. 16, 2005 to Jan. 28, 2006
4. 6 - Jan. 11, 1946 to Jan. 11, 1947

CONSECUTIVE WINNING SEASONS

1. 11 - 1982-83 - 1992-93
2. 9 - 1913-14 - 1921-22
3. 6 - 2001-02 to 2006-07
3. 5 - 1976-77 - 1980-81
5. 4 - 1931-32 - 1934-35

CONSECUTIVE NON-LOSING SEASONS

1. 17 - 1976-77 - 1992-93
2. 12 - 1931-32 - 1942-43
3. 10 - 1913-14 - 1922-23



Ronnie Henderson

30-WIN SEASONS

- 1 - 1980-81

25-WIN SEASONS

- 5 - 1979-80, 1980-81, 1985-86, 1999-2000, 2005-06

20-WIN SEASONS

- 18 - last in 2005-06

RECORD IN SEASON OPENERS

- Overall - 81-19 (.810)
SEC Openers - 42-33 (.560)

MOST VICTORIES - TWO YEAR PERIOD

1. 57 - 1980-1981
2. 50 - 1986-1987
3. 49 - 1979-1980

4. 47 - 2005-2006

5. 45 - 1985-1986

MOST VICTORIES - THREE YEAR PERIOD

1. 80 - 1979-1981
2. 71 - 1980-1982
3. 69 - 1985-1987
4. 68 - 1986-1988
5. 67 - 1978-1980

MOST VICTORIES - FOUR YEAR PERIOD

1. 98 - 1978-1981
2. 94 - 1979-1982
3. 90 - 1980-1983
4. 87 - 1984-1987
5. 86 - three times

Miscellaneous Records

First Game: Vanderbilt 80, LSU 73 (Jan. 3, 1972)

First Win: LSU 90, Georgetown 71 (Jan. 6, 1972)

10th Win: LSU 67, Florida 54 (Jan. 22, 1973)

50th Win: LSU 77, Auburn 73 (Jan. 29, 1977)

100th Win: LSU 92, Florida 75 (Jan. 31, 1981)

150th Win: LSU 67, Kentucky 61 (March 2, 1985)

200th Win: LSU III, Tennessee 94 (Jan. 8, 1990)

250th Win: LSU 76, Alabama 68 (Feb. 23, 1993)

300th Win: LSU 72, Jackson State 53 (Dec. 12, 1998)

350th Win: LSU 75, Prairie View 49 (Dec. 17, 2002)

400th Win: LSU 55, Ole Miss 52 (March 4, 2006)

Record in Assembly Center: 423-145 (.745)

SEC Record in Assembly Center: 204-114 (.641)

Non-Conference Record in Assembly Center: 219-31 (.876)

Largest Single-Game Crowd: 15,694 vs. Ole Miss, 2-25-81

Single-Season Attendance: 246,257 (18 games) 1989-90 (13,681 avg.)

Single-Season Average: 13,708, 1980-81

Maravich Center Totals: 5,918,607 (568 games)

37 seasons (10,420 avg.)

Individual Career Records

INTRO

100 YEARS

THIS IS LSU

TIGERS

COACHES

REVIEW

PREVIEW

RECORDS

HISTORY

LSU

MEDIA

SCORING

1. Pete Maravich	1967-70	3667
2. Rudy Macklin	1976-81	2080
3. Howard Carter	1979-83	1942
4. Shaquille O'Neal	1989-92	1941
5. Bob Pettit	1951-54	1916
6. Kenny Higgs	1974-78	1896
7. Chris Jackson	1988-90	1854
8. Ronald Dupree	1909-03	1726
9. Derrick Taylor	1981-82; 83-86	1590
10. Glen Davis	2004-07	1587

SCORING AVERAGE

1. Pete Maravich	1967-70	44.2
2. Chris Jackson	1988-90	29.0
3. Bob Pettit	1951-54	27.4
4. Shaquille O'Neal	1989-92	21.6
5. Glenn Hansen	1973-75	20.5
6. Ronnie Henderson	1993-96	20.3
7. Roger Sigler	1954-57	19.1
8. Eddie Palubinskas	1972-74	18.5
9. Kenny Higgs	1974-78	17.9
10. Dick Maile	1962-65	17.4

FIELD GOALS MADE

1. Pete Maravich	1967-70	1387
2. Rudy Macklin	1976-81	852
3. Howard Carter	1979-83	806
4. Shaquille O'Neal	1989-92	786
5. Bob Pettit	1951-54	721
6. Kenny Higgs	1974-78	687
7. Ronald Dupree	2000-03	665
8. Chris Jackson	1989-90	664
9. Leonard Mitchell	1980-84	630
10. Derrick Taylor	1981-82; 83-86	622

3-POINT FG MADE

1. Darrel Mitchell	2002-06	258
2. Torris Bright	2000-03	237
3. Ronnie Henderson	1993-96	189
4. Clarence Ceasar	1991-95	175
5. Antonio Hudson	2001-05	174
6. Chris Jackson	1988-90	172
7. Collis Temple III	2000-03	171
8. Maurice Carter	1995-99	157
9. Brian Beshara	1998-01	122
10. Mike Hansen	1990-93	113

FIELD GOAL PCT. (Min. 250 Att.)

1. Dave Ramsden	1967-69	.643
2. Shaquille O'Neal	1989-92	.610
3. Tyrus Thomas	2005-06	.608
4. Rudy Macklin	1976-81	.595
5. Al Sanders	1969-72	.585
6. Stanley Roberts	1989-90	.576
7. Jaime Lloreda	2002-04	.571
8. Stromile Swift	1998-00	.560
8. Vernel Singleton	1988-92	.560
10. Floyd Bailey	1974-78	.557

ASSISTS

1. Kenny Higgs	1974-78	645
2. Ethan Martin	1977-81	638
3. Torris Bright	2000-03	544
4. Pete Maravich	1967-70	425
5. Derrick Taylor	1981-82; 83-86	401
6. Mike Darnall	1972-75	399
7. Darrel Mitchell	2002-06	367
8. Garrett Temple	2005-present	348
9. Ricky Blanton	1984-86; 87-89	314
10. Johnny Jones	1980-84	271

FREE THROWS MADE

1. Pete Maravich	1967-70	893
2. Kenny Higgs	1974-78	522
3. Bob Pettit	1951-54	474
4. Vernel Singleton	1988-92	432
5. Glen Davis	2004-07	429
6. Ethan Martin	1977-81	390
7. Rudy Macklin	1976-81	376
8. Roger Sigler	1954-57	372
9. Shaquille O'Neal	1989-92	369
10. Derrick Taylor	1981-82; 83-86	364

FREE THROW PCT. (Min. 200 Att.)

1. Eddie Palubinskas	1972-74	.875
2. Chris Jackson	1988-90	.863
3. Don Redden	1982-86	.840
4. Kenny Drost	1964-67	.839
5. Harry Heroman	1963-66	.816
6. Derrick Taylor	1981-82; 83-86	.801
7. George Nattin	1959-62	.792
8. Howard Carter	1979-83	.789
9. Pete Maravich	1967-70	.775
10. Danny Hester	1968-70	.774

3-POINT FG PCT. (Min. 75 Att.)

1. Justin Anderson	1991-92	.489
2. Jamie Brandon	1991-93	.438
3. Anthony Wilson	1986-87	.421
4. Ricky Blanton	1987-89	.411
5. Mike Hansen	1990-93	.397
6. Darrel Mitchell	2002-06	.396
7. Torris Bright	1999-03	.392
8. Landers Nolley	1994-96	.383
9. Marcus Thornton	2007-present	.377
10. Brian Beshara	1998-01	.372
10. Chris Jackson	1988-90	.372

REBOUNDS

1. Rudy Macklin	1976-81	1276
2. Shaquille O'Neal	1989-92	1217
3. Al Sanders	1969-72	1168
4. Bob Pettit	1951-54	1039
5. Ned Clark	1951-55	998
6. Leonard Mitchell	1980-84	922
7. Glen Davis	2004-07	916
8. Ronald Dupree	2000-03	907
9. Lionel Green	1975-79	809
10. Bill Newton	1969-72	802

REBOUNDING AVERAGE

1. Bob Pettit	1951-54	14.8
2. Al Sanders	1969-72	14.1
3. Shaquille O'Neal	1989-92	13.5
4. Ned Clark	1951-55	11.8
5. Rudy Macklin	1976-81	10.4
5. Dick Maile	1962-65	10.4
7. Roger Sigler	1953-56	10.3
8. Maury Drummond	1960-63	10.2
9. Jaime Lloreda	2002-04	10.1
10. Danny Hester	1968-70	10.0

BLOCKED SHOTS

1. Shaquille O'Neal	1989-92	412
2. Stromile Swift	1998-00	130
3. Glen Davis	2004-07	110
4. Brandon Bass	2003-05	104
5. Jose Vargas	1984-88	100
6. Tyrus Thomas	2005-06	99
7. Lionel Green	1975-79	94
8. Jaime Lloreda	2002-04	89
8. Garrett Temple	2005-present	89
10. Leonard Mitchell	1980-84	82



Darrel Mitchell has made a school-record 268 three-point FGs.

STEALS

1. Clarence Ceasar	1991-95	310
2. Ethan Martin	1977-81	279
3. Torris Bright	2000-03	246
4. Darrel Mitchell	2002-06	219
5. Derrick Taylor	1981-82; 83-86	207
6. Jerry Reynolds	1982-85	194
7. Darryl Joe	1986-88	173
8. Jermaine Williams	1998-02	154
9. Leonard Mitchell	1980-84	151
10. Vernel Singleton	1988-92	136
10. Johnny Jones	1980-84	136

MINUTES PLAYED

1. Howard Carter	1979-83	4276
2. Torris Bright	2000-03	4250
3. Rudy Macklin	1976-81	3965
4. Darrel Mitchell	2002-06	3891
5. Derrick Taylor	1981-82; 83-86	3835
6. Leonard Mitchell	1980-84	3832
7. Ronald Dupree	2000-03	3710
8. Ethan Martin	1977-81	3596
9. Ricky Blanton	1984-86; 87-89	3556
10. Vernel Singleton	1988-92	3503

SCORING

1. Pete Maravich	1969-70	1381
2. Pete Maravich	1968-69	1148
3. Pete Maravich	1967-68	1138
4. Chris Jackson	1988-89	965
5. Chris Jackson	1989-90	889
6. Bob Pettit	1953-54	785
7. Shaquille O'Neal	1990-91	774
8. Shaquille O'Neal	1991-92	722
9. Glen Davis	2005-06	669
10. John Williams	1985-86	658

SCORING AVERAGE

1. Pete Maravich	1969-70	44.5
2. Pete Maravich	1968-69	44.2
3. Pete Maravich	1967-68	43.8
4. Bob Pettit	1953-54	31.4
5. Chris Jackson	1988-89	30.2
6. Chris Jackson	1989-90	27.8
7. Shaquille O'Neal	1990-91	27.6
8. Bob Pettit	1951-52	25.5
9. Roger Sigler	1955-56	25.1
10. Bob Pettit	1952-53	24.7

FIELD GOALS MADE

1. Pete Maravich	1969-70	522
2. Pete Maravich	1968-69	433
3. Pete Maravich	1967-68	432
4. Chris Jackson	1988-89	359
5. Shaquille O'Neal	1990-91	312
6. Chris Jackson	1989-90	305
7. Shaquille O'Neal	1991-92	294
8. Bob Pettit	1953-54	281
9. John Williams	1985-86	269
10. Ricky Blanton	1988-89	250
10. Glen Davis	2005-06	250

3-POINT FG MADE

1. Anthony Wilson	1986-87	95
2. Marcus Thornton	2007-08	90
3. Chris Jackson	1989-90	88
4. Chris Jackson	1988-89	84
5. Darrel Mitchell	2005-06	82
6. Torris Bright	2001-02	76
7. Ronnie Henderson	1993-94	72
8. Maurice Carter	1998-99	71
9. Ronnie Henderson	1994-95	68
10. Darrel Mitchell	2003-04	67
10. Darrel Mitchell	2004-05	67

FIELD GOAL PCT. (Min. 100 Att.)

1. David Ramsden	1968-69	.6747
2. Ralph Jukkola	1967-68	.6377
3. Shaquille O'Neal	1990-91	.6278
4. Rudy Macklin	1980-81	.6246
5. Rudy Macklin	1977-78	.6217
6. Shaquille O'Neal	1991-92	.6151
7. Stromile Swift	1999-00	.6080
7. Tyrus Thomas	2005-06	.6080
9. Rudy Macklin	1979-80	.6057
10. Al Sanders	1971-72	.5958

ASSISTS

1. Kenny Higgs	1976-77	239
2. T.J. Pugh	1990-91	196
3. Pete Maravich	1969-70	192
4. Ethan Martin	1980-81	190
5. Ethan Martin	1979-80	174
6. Kenny Higgs	1975-76	173
7. Darrel Mitchell	2005-06	160
8. Randy Livingston	1994-95	151
9. Torris Bright	2002-03	150
9. Ethan Martin	1978-79	150

ASSISTS AVERAGE

1. Randy Livingston	1994-95	9.4
2. Kenny Higgs	1976-77	8.8
3. Kenny Higgs	1975-76	6.6
3. Mike Darnell	1974-75	6.6
5. T. J. Pugh	1990-91	6.5
6. Pete Maravich	1969-70	6.1
7. Ethan Martin	1980-81	5.5
8. Ethan Martin	1979-80	5.4
9. Ethan Martin	1978-79	5.3
10. Tommy Hess	1971-72	5.0
10. Tommy Hess	1970-71	5.0

FREE THROWS MADE

1. Pete Maravich	1969-70	337
2. Pete Maravich	1968-69	282
3. Pete Maravich	1967-68	274
4. Bob Pettit	1953-54	223
5. Chris Jackson	1989-90	191
6. Glen Davis	2005-06	163
6. Chris Jackson	1988-89	163
6. Kenny Higgs	1976-77	163
9. Roger Sigler	1955-56	151
10. Shaquille O'Neal	1990-91	150

FREE THROW PCT. (Min. 50 Att.)

1. Chris Jackson	1989-90	.9095
2. Kenny Drost	1965-66	.9024
3. Eddie Palubinskas	1972-73	.8954
4. Derrick Taylor	1985-86	.8804
5. Anthony Wilson	1985-86	.8800
6. Don Redden	1984-85	.8732
7. Jordy Hultberg	1976-77	.8667
8. Harry Heroman	1965-66	.8627
9. Bob Miller	1976-77	.8621
10. Jermaine Williams	2001-02	.8537

3-POINT FG PCT. (Min. 50 Att.)

1. Jamie Brandon	1992-93	.509
2. Justin Anderson	1991-92	.489
3. Fess Irvin	1986-87	.463
4. Mike Hanson	1992-93	.452
5. Brian Beshara	1998-99	.431
6. Darrel Mitchell	2002-03	.424
7. Landers Nolley	1994-95	.421
7. Anthony Wilson	1986-87	.421
9. Darrel Mitchell	2003-04	.419
10. Maurice Carter	1998-99	.415

REBOUNDS

1. Al Sanders	1969-70	474
2. Bob Pettit	1953-54	432
3. Shaquille O'Neal	1991-92	421
4. Shaquille O'Neal	1990-91	411
5. Shaquille O'Neal	1989-90	385
6. Ned Clark	1954-55	380
7. Al Sanders	1970-71	369
8. Rudy Macklin	1980-81	351
9. Glen Davis	2005-06	350
10. Danny Hester	1969-70	345

REBOUNTING AVERAGE

1. Bob Pettit	1953-54	17.3
2. Ned Clark	1954-55	15.8
3. Al Sanders	1970-71	14.8
4. Al Sanders	1969-70	14.8
5. Shaquille O'Neal	1990-91	14.7
6. Shaquille O'Neal	1991-92	14.0
7. Bob Pettit	1952-53	13.9
8. Roger Sigler	1954-55	13.8
9. Bob Pettit	1951-52	13.1
10. Maury Drummond	1960-61	12.5

BLOCKED SHOTS

1. Shaquille O'Neal	1991-92	157
2. Shaquille O'Neal	1990-91	140
3. Shaquille O'Neal	1989-90	115
4. Tyrus Thomas	2005-06	99
5. Stromile Swift	1999-00	95
6. Anthony Randolph	2007-08	70
7. Chris Johnson	2007-08	66
8. Jaime Lloreda	2002-03	61
8. Lionel Green	1978-79	61
10. Stanley Roberts	1989-90	60

BLOCK SHOT AVERAGE

1. Shaquille O'Neal	1991-92	5.2
2. Shaquille O'Neal	1990-91	5.0
3. Shaquille O'Neal	1989-90	3.6
4. Tyrus Thomas	2005-06	3.1
5. Stromile Swift	1999-00	2.8
6. Chris Johnson	2007-08	2.6
7. Anthony Randolph	2007-08	2.3
8. Stromile Swift	1998-99	2.2
9. Lionel Green	1979-80	2.1
10. Jaime Lloreda	2002-03	2.0

STEALS

1. Darryl Joe	1986-87	93
2. Clarence Ceasar	1991-92	90
3. Derrick Taylor	1985-86	86
4. Ethan Martin	1980-81	83
5. Shawn Griggs	1990-91	81
5. Jerry Reynolds	1983-84	81
7. Darryl Joe	1987-88	80
7. Clarence Ceasar	1993-94	80
9. Jermaine Williams	2001-02	76
10. Clarence Ceasar	1992-93	74

STEALS AVERAGE

1. Clarence Ceasar	1994-95	3.0
2. Clarence Ceasar	1993-94	2.96
3. Clarence Ceasar	1991-92	2.90
4. Shawn Griggs	1990-91	2.8
4. Jerry Reynolds	1983-84	2.8
6. Darryl Joe	1987-88	2.7
7. Darryl Joe	1986-87	2.5
8. Ethan Martin	1980-81	2.4
9. Clarence Ceasar	1992-93	2.3
10. Ethan Martin	1979-80	2.28

MINUTES PLAYED

1. Derrick Taylor	1985-86	1342
2. Anthony Wilson	1986-87	1338
3. Darrel Mitchell	2005-06	1322
4. John Williams	1985-86	1277
5. Tasmin Mitchell	2005-06	1240
6. Ricky Blanton	1988-89	1231
7. Nikita Wilson	1986-87	1219
8. Howard Carter	1980-81	1209
9. Garrett Temple	2005-06	1207
10. Ronald Dupree	2001-02	1203

INTRO

100 YEARS

THIS IS LSU

TIGERS

COACHES

REVIEW

PREVIEW

RECORDS

HISTORY

LSU

MEDIA

Individual Single-Game Records

INTRO

100 YEARS

THIS IS LSU

TIGERS

COACHES

REVIEW

PREVIEW

RECORDS

HISTORY

LSU

MEDIA

SCORING

1.	Pete Maravich vs. Alabama	Feb. 7, 1970	69
2.	Pete Maravich vs. Tulane	Feb. 10, 1969	66
3.	Pete Maravich vs. Kentucky	Feb. 21, 1970	64
4.	Pete Maravich vs. Vanderbilt	Dec. 11, 1969	61
5.	Bob Pettit vs. Louisiana College	Dec. 7, 1953	60
6.	Pete Maravich vs. Alabama	Feb. 17, 1968	59
7.	Pete Maravich vs. Georgia	March 8, 1969	58
7.	Pete Maravich vs. Mississippi State	Dec. 22, 1967	58
9.	Bob Pettit vs. Georgia	Jan. 9, 1954	57
10.	(tie) Pete Maravich (6 times), Chris Jackson (1)		55

FIELD GOALS MADE

1.	Pete Maravich vs. Alabama	Feb. 7, 1970	26
1.	Pete Maravich vs. Vanderbilt	Dec. 11, 1969	26
3.	Pete Maravich vs. Tulane	Feb. 10, 1969	25
4.	Pete Maravich vs. Alabama	Feb. 17, 1968	24
5.	Pete Maravich vs. Kentucky	Feb. 21, 1970	23
5.	Bob Pettit vs. Georgia	Jan. 9, 1954	23

FIELD GOALS ATTEMPTED

1.	Pete Maravich vs. Alabama	Feb. 7, 1970	57
1.	Pete Maravich vs. Vanderbilt	Jan. 29, 1969	57
3.	Pete Maravich vs. Vanderbilt	Dec. 11, 1969	54
4.	Pete Maravich vs. Kentucky	Feb. 22, 1969	53
5.	Pete Maravich vs. Alabama	Feb. 17, 1968	52

FIELD GOAL PERCENTAGE (Min. 10 Attempts)

1.	Durand Macklin vs. Mississippi State (12-12)	Jan. 5, 1980	1.000
1.	Stanley Roberts vs. Loyola Marymount (10-10)	Feb. 3, 1990	1.000
1.	Bill Wilson vs. Georgia (10-10)	Jan. 4, 1964	1.000
4.	Brandon Bass vs. Louisiana-Lafayette (11-12)	Nov. 21, 2004	.917
5.	Nikita Wilson vs. Montana State (11-12)	Nov. 22, 1985	.916
5.	Durand Macklin vs. Ole Miss (11-12)	Jan. 28, 1977	.916
5.	Ray Lewis vs. Alabama (11-12)	Feb. 20, 1962	.916

3-POINT FIELD GOALS MADE

1.	Chris Jackson vs. Tennessee	Feb. 10, 1990	10
2.	Chris Jackson vs. Ole Miss	March 4, 1989	9
3.	Marcus Thornton at Auburn	Jan. 30, 2008	8
3.	Maurice Carter vs. Arkansas	Jan. 2, 1999	8
3.	Ronnie Henderson vs. Kentucky	Feb. 15, 1994	8
6.	Maurice Carter vs. Texas	Dec. 19, 1998	7
6.	Ronnie Henderson vs. Maryland-Baltimore County	Dec. 30, 1994	7
6.	Mike Hansen vs. Tennessee	Jan. 22, 1991	7
6.	Chris Jackson vs. Vanderbilt	Feb. 18, 1990	7
6.	Chris Jackson vs. Kentucky	Feb. 15, 1990	7
6.	Chris Jackson vs. Mississippi State	Jan. 4, 1990	7

3-POINT FIELD GOAL ATTEMPTS

1.	Chris Jackson vs. Tennessee	Feb. 10, 1990	20
1.	Chris Jackson vs. Ole Miss	March 4, 1989	20
3.	Chris Jackson vs. Kentucky	Feb. 15, 1990	17
4.	Marcus Thornton vs. Auburn	Jan. 16, 2008	16
5.	Marcus Thornton at Auburn	Jan. 30, 2008	15
5.	Maurice Carter vs. Arkansas	Jan. 2, 1999	15
5.	Ronnie Henderson vs. Alabama	Feb. 11, 1995	15
8.	Gene Nabors vs. Auburn	Jan. 21, 1996	14
8.	Ronnie Henderson vs. UCLA	Dec. 18, 1993	14

3-POINT FIELD GOAL PERCENTAGE (Minimum 5 Attempts)

I.	Collis Temple III vs. Nicholls State (5-5)	Dec. 22, 2000	1.000
I.	Torris Bright vs. Arizona (5-5)	Dec. 20, 2000	1.000
I.	Darrel Mitchell vs. Auburn (5-5)	Feb. 26, 2003	1.000
I.	Antonio Hudson vs. Louisiana-Lafayette (6-6)	Nov. 21, 2004	1.000
5.	Collis Temple III vs. Vanderbilt (6-7)	March 10, 2000	.857
6.	Torris Bright vs. Centenary (5-6)	Dec. 21, 1999	.833
6.	Ronnie Henderson vs. Texas (5-6)	Nov. 26, 1994	.833
6.	Anthony Wilson vs. Georgia (5-6)	March 7, 1987	.833
6.	Terry Martin vs. Louisiana Tech (5-6)	Dec. 23, 2006	.833
6.	Tasmin Mitchell vs. Louisiana-Monroe (5-6)	Nov. 19, 2006	.833
II.	Antonio Hudson vs. Tennessee (4-5)	Feb. 4, 2004	.800
II.	Torris Bright vs. Nicholls State (5-6)	Dec. 30, 2000	.800
II.	Antonio Hudson vs. New Orleans (5-6)	Dec. 20, 2000	.800
II.	Clarence Ceasar vs. Auburn (4-5)	Jan. 8, 1994	.800
II.	Clarence Ceasar vs. Mississippi State (4-5)	March 7, 1992	.800
II.	Justin Anderson vs. Auburn (4-5)	Feb. 22, 1992	.800
II.	T. J. Pugh vs. Florida (4-5)	Feb. 27, 1991	.800
II.	Chris Jackson vs. Ole Miss (4-5)	Feb. 1, 1989	.800
II.	Ricky Blanton vs. Nebraska (4-5)	Dec. 30, 1988	.800
II.	Anthony Wilson vs. Tennessee (4-5)	Jan. 8, 1987	.800
II.	Anthony Wilson vs. Florida (4-5)	Dec. 16, 1986	.800



Rudy Macklin

FREE THROWS MADE

1.	Pete Maravich vs. Oregon State	Dec. 22, 1969	30
2.	Pete Maravich vs. Florida	Feb. 12, 1969	22
3.	Kenny Higgs vs. Mississippi State	Jan. 2, 1978	18
4.	Shaquille O'Neal vs. Arkansas State	Dec. 18, 1990	17
5.	Chris Jackson vs. Florida	Dec. 10, 1988	16
5.	Eddie Palubinskas vs. Mississippi State	March 1, 1973	16
5.	Bob Pettit vs. Louisiana College	Dec. 1, 1954	16

FREE THROW ATTEMPTS

1.	Pete Maravich vs. Oregon State	Dec. 22, 1969	31
2.	Pete Maravich vs. Florida	Feb. 12, 1969	27
3.	Shaquille O'Neal vs. Arkansas State	Dec. 18, 1990	21
4.	Kenny Higgs vs. Mississippi State	Jan. 2, 1978	20
5.	Jerry Reynolds vs. Tennessee	Feb. 6, 1984	18
5.	Glen Davis, vs. Louisiana Tech	Dec. 23, 2006	18

FREE THROW PERCENTAGE (Minimum 15 Attempts)

1.	Eddie Palubinskas vs. Mississippi State (16-16)	March 1, 1973	1.000
2.	Pete Maravich vs. Oregon State (30-31)	Dec. 22, 1969	.968
3.	Chris Jackson vs. Florida (16-17)	Dec. 10, 1988	.941
4.	Anthony Wilson vs. Georgia (14-15)	March 7, 1987	.933
5.	Brandon Bass vs. Northwestern State (10-11)	Dec. 11, 2004	.909
6.	Chris Jackson vs. Tennessee (13-15)	Feb. 10, 1989	.866
6.	Ricky Blanton vs. Ole Miss (13-15)	Feb. 10, 1988	.866

REBOUNDS

1.	Durand Macklin vs. Tulane	Nov. 26, 1976	32
2.	Al Sanders vs. Mississippi State	Feb. 7, 1972	26
2.	Al Sanders vs. Mississippi State	Feb. 1, 1971	26
4.	Danny Hester vs. Ole Miss	Jan. 31, 1970	25
4.	Al Sanders vs. Florida	Dec. 18, 1970	25
4.	Bob Pettit vs. Holy Cross	Dec. 29, 1953	25

ASSISTS

1.	Kenny Higgs vs. Georgia	Jan. 17, 1977	19
2.	Randy Livingston vs. George Mason	Dec. 3, 1994	18
2.	Kenny Higgs vs. Tennessee	Jan. 15, 1977	18
4.	Kenny Higgs vs. Mississippi State	Feb. 16, 1976	17
5.	Ethan Martin vs. Tulane	Dec. 6, 1980	16
5.	Kenny Higgs vs. Vanderbilt	Feb. 28, 1976	16

BLOCKED SHOTS

1.	Shaquille O'Neal vs. Loyola Marymount	Feb. 3, 1990	12
2.	Stromile Swift vs. Alabama	Feb. 10, 1999	11
2.	Shaquille O'Neal vs. BYU	March 19, 1992	11
2.	Shaquille O'Neal vs. Auburn	Feb. 22, 1992	11
2.	Shaquille O'Neal vs. South Carolina	Feb. 18, 1992	11
6.	Shaquille O'Neal vs. Florida	Jan. 26, 1991	10
6.	Shaquille O'Neal vs. Texas	Jan. 3, 1990	10

STEALS

1.	Shawn Griggs, vs. Tennessee	Feb. 23, 1991	10
2.	Clarence Ceasar, vs. Auburn	Jan. 8, 1994	8
2.	Shawn Griggs, vs. Loyola Marymount	Dec. 20, 1990	8
2.	Shawn Griggs, vs. Arizona	Dec. 8, 1990	8
2.	Derrick Taylor, vs. Hawaii-Loa	Dec. 2, 1985	8

- INTRO
- 100 YEARS
- THIS IS LSU
- TIGERS
- COACHES
- REVIEW
- PREVIEW
- RECORDS**
- HISTORY
- LSU
- MEDIA

POINTS

1. Johnny Neumann, Ole Miss	Jan. 30, 1971	63
2. Gerald Glass, Ole Miss	March 4, 1989	53
3. Dan Issel, Kentucky	Feb. 21, 1970	51
4. Bob Burrow, Kentucky	Jan. 14, 1956	50
5. Ron Widby, Tennessee	1967	50

FIELD GOALS MADE

1. Johnny Neumann, Ole Miss	Jan. 30, 1971	26
2. Gerald Glass, Ole Miss	March 4, 1989	20
3. Hank Gathers, Loyola Marymount	Feb. 3, 1990	20

FIELD GOALS ATTEMPTS

1. Johnny Neumann, Ole Miss	Jan. 30, 1971	40
2. Gerald Glass, Ole Miss	March 3, 1990	37
3. Gerald Glass, Ole Miss	March 4, 1989	36

FREE THROWS MADE

1. Neal Walk, Florida	Feb. 10, 1968	18
2. Carlos Clark, Ole Miss	Jan. 15, 1983	
3. Anthony Rosser, U.S. International	Jan. 16, 1984	16

FREE THROW ATTEMPTS

1. Neal Walk, Florida	Feb. 10, 1968	21
1. Carlos Clark, Ole Miss	Feb. 15, 1983	21
3. Anthony Rosser, U.S. International	Jan. 16, 1984	20

FREE THROW PERCENTAGE (Min. 15 attempts)

1. Reggie Johnson, Tennessee	Feb. 5, 1978	.933 (14-15)
2. Earvin Johnson, Michigan State	March 16, 1979	.933 (14-15)
3. Ernie Grunfeld, Tennessee	Jan. 15, 1977	.882 (15-17)

THREE-POINT FIELD GOALS MADE

1. Anderson Hunt, UNLV	Jan. 28, 1990	9
1. Scott Draud, Vanderbilt	Feb. 18, 1990	9
1. Lee Mayberry, Arkansas	March 4, 1992	9
4. Edward Garriet, McNeese State	Nov. 24, 2003	8
4. David Jones, Lamar	Dec. 4, 1989	8
4. Keenan Carpenter, Auburn	Feb. 8, 1989	8
4. Greg Stolt, Florida	March 4, 1999	8

THREE-POINT FIELD GOAL ATTEMPTS

1. Chris Walker, Villanova	March 15, 1990	20
2. Damon Wordlaw, McNeese State	Nov. 29, 1994	18
3. Scott Draud, Vanderbilt	Feb. 2, 1991	17
3. Danny Basile, Marist	Dec. 25, 1995	17

THREE-POINT FIELD GOAL PERCENTAGE (min. 5 attempts)

1. Marc Jackson, Utah	Jan. 3, 2005	1.000 (4-4)
1. Dawid Przbyszeski, Vanderbilt	Feb. 21, 2004	1.000 (5-5)
1. Ezra Williams, Georgia	Jan. 5, 2003	1.000 (7-7)
1. Troy Gaines, Auburn	Feb. 26, 2003	1.000 (5-5)
1. Andrew Moten, Florida	Jan. 21, 1987	1.000 (5-5)
1. Ontario Harper, Mississippi St.	Jan. 26, 2002	1.000 (4-4)
1. Mike Chadwick, Georgia	March 6, 1997	1.000 (4-4)
1. Dwayne Morton, Louisville	Feb. 23, 1994	1.000 (4-4)
9. Je'Kei Foster, Ohio State	Jan. 15, 2005	.857 (6-7)
9. Wesley Person, Auburn	Feb. 13, 1993	.857 (6-7)

REBOUNDS

1. Bailey Howell, Miss. State	1957	34
2. Bob Lienhard, Georgia	1969	29
2. Dan Issel, Kentucky	Feb. 22, 1969	29

ASSISTS

1. Eddie Johnson, Auburn	Jan. 3, 1976	15
2. Kareem Reid, Arkansas	March 2, 1996	14
2. Terrell Lowery, Loyola-Marymount	Dec. 20, 1990	14
2. Bobby Hurley, Duke	Feb. 10, 1991	14

BLOCKED SHOTS

1. Roy Rogers, Alabama	Feb. 17, 1996	10
2. Andre Riddick, Kentucky	March 14, 1993	9
3. Charles Barkley, Auburn	1984	8

STEALS

1. Mike Varos, Cal State Los Angeles	Dec. 8, 1989	9
2. Pointer Williams, McNeese State	Dec. 1, 1995	8
3. Chris Daniels, Georgia	March 8, 2002	7
3. T. J. Cleveland, Arkansas	March 11, 2000	7
3. Eddie Shannon, Florida	Jan. 20, 1999	7
3. John Pelphrey, Kentucky	Feb. 15, 1990	7
3. Mike Ferrara, Colgate	Nov. 28, 1990	7



Chris Johnson

INTRO

100 YEARS

THIS IS LSU

TIGERS

COACHES

REVIEW

PREVIEW

RECORDS

HISTORY

LSU

MEDIA

Team Single Game Highs

MOST POINTS SCORED

1. 159 - Northern Arizona (159-86)	Dec. 28, 1991
2. 148 - vs. Loyola Marymount (148-141)	Feb. 3, 1990
3. 128 - vs. Louisiana College (128-74)	Dec. 7, 1953
3. 128 -- vs. Tennessee Martin (128-89)	Dec. 20, 1988
5. 127 - vs. Tulane (127-114)	Feb. 9, 1970

HIGHEST VICTORY MARGIN

1. 94 - LSU 124, Southwestern (TN) 33	Dec. 8, 1952
2. 75 - LSU 112, Grambling 37	Nov. 20, 1999
3. 73 - LSU 159, Northern Arizona 86	Dec. 28, 1991
4. 62 - LSU 123, Nicholls State 61	Dec. 30, 1991
5. 60 - LSU 80, Sewanee 20	Jan. 5, 1934
6. 56 - LSU 69, Louisiana-Lafayette 13	Dec. 1915
6. 56 - LSU 66, Millsaps	Feb. 6, 1918

OPPONENT MOST POINTS SCORED

1. 130 - by Florida State (FSU 130-100)	Dec. 16, 1967
2. 141 - by Loyola Marymount (LSU 148-141)	Feb. 3, 1990
3. 129 - by Kentucky (Ky 129-97)	Jan. 16, 1996
4. 127 - by Kentucky (Ky 127-80)	March 4, 1995
5. 121 - by Kentucky (Ky 121-95)	Jan. 27, 1968
5. 121 - by Kentucky (Ky 121-105)	Feb. 21, 1970

OPPONENTS MARGIN OF VICTORY

1. 49 - UCLA 133, LSU 84	Dec. 23, 1969
2. 47 - Kentucky 127, LSU 80	March 4, 1995
3. 46 - Vanderbilt 106, LSU 60	March 8, 1965
4. 44 - Oklahoma State III, LSU 67	Dec. 20, 1994
5. 41 - Auburn 101, LSU 60	Feb. 13, 1965
6. 40 - Florida 102, LSU 62	Jan. 4, 1965
6. 40 - St. John's 102, LSU 62	Dec. 29, 1965

MOST FIELD GOALS MADE

1. 61 - vs. Northern Arizona	Dec. 28 1991
1. 61 - vs. Loyola Marymount	Feb. 3, 1990
3. 48 - vs. Loyola Marymount	Dec. 20, 1990
4. 47 - vs. McNeese State	Jan. 20, 1992
4. 47 - vs. Southeastern Louisiana	Nov. 26, 1990
4. 47 - vs. Nicholls State	Dec. 29, 1990

MOST THREE-POINT FIELD GOALS MADE

1. 17 - vs. Tennessee	March 1, 2003
2. 16 - vs. Auburn	Feb. 26, 2003
3. 13 - vs. Chaminade	Nov. 20, 2007
3. 13 - vs. Texas A&M	Nov. 30, 2002
3. 13 - vs. Northwestern State	Dec. 2, 2001
3. 13 - vs. Maryland Baltimore County	Dec. 30, 1994
3. 13 - vs. Ole Miss	March 10, 1989
9. 12 - vs. Arizona State	Nov. 21, 2007
9. 12 - vs. Tennessee	March 2, 2001
9. 12 - vs. Nicholls State	March 22, 2000
9. 12 - vs. Tennessee	Feb. 10, 1990

MOST FREE THROWS MADE

1. 41 - vs. Tulane	Dec. 22, 1979
2. 38 - vs. Florida	Jan. 16, 1993
2. 37 - vs. Vandy	Feb. 6, 1988
4. 36 - vs. Tennessee	Feb. 23, 1991
5. 33 - vs. Ole Miss	Jan. 14, 1984
5. 33 - vs. Loyola (Chicago)	Dec. 6, 1982
7. 32 - vs. Texas A&M	Dec. 8, 1982
7. 32 - vs. Arkansas	Jan. 11, 1992
9. 31 - vs. Tennessee	Jan. 29, 1992
9. 31 - vs. Florida	Jan. 26, 1991

MOST REBOUNDS

1. 80 - vs. Montana State	Dec. 27, 1976
2. 65 - vs. Loyola Marymount	Feb. 3, 1990
3. 63 - vs. Nicholls State	Dec. 30, 1991
4. 62 - vs. Hawaii Pacific	Nov. 27, 1982
5. 61 - vs. Northern Arizona	Dec. 28, 1991
6. 60 - vs. McNeese State	Dec. 20, 1992
6. 60 - vs. Troy	Dec. 6, 1994
6. 60 - vs. Troy	Dec. 22, 1999

ASSISTS

1. 38 - vs. George Mason	Dec. 3, 1994
2. 33 - vs. Loyola Marymount	Feb. 3, 1990
2. 33 - vs. Georgia State	Dec. 28, 1994
4. 30 - vs. Southern	Nov. 29, 1995
4. 30 - vs. Texas A&M Corpus Christi	Dec. 14, 2002
6. 29 - vs. Northern Arizona	Dec. 28, 1991
6. 29 - vs. Troy	Dec. 6, 1994
6. 29 - vs. Grambling	Nov. 28, 1999

STEALS

1. 23 - vs. Tennessee	Feb. 23, 1991
2. 20 - vs. Southeastern Louisiana	Nov. 26, 1990
2. 20 - vs. Nicholls State	Dec. 29, 1990
4. 18 - vs. Marist	Nov. 25, 1988
4. 18 - vs. Central Connecticut St.	Jan. 19, 1993
5. 17 - vs. Auburn	Jan. 9, 1993
5. 17 - vs. Cornell	Dec. 30, 1995
5. 17 - vs. Loyola Marymount	Dec. 20, 1990

BLOCKS

1. 16 - vs. Texas	Jan. 2, 1990
2. 14 - vs. Alabama	March 5, 2008
2. 14 - vs. Georgia	Jan. 25, 2006
2. 14 - vs. Loyola Marymount	Feb. 3, 1990
5. 13 - vs. Tennessee	Jan. 14, 2006
5. 13 - vs. Louisiana-Lafayette	Nov. 21, 2004
5. 13 - vs. Texas A&M Corpus Christi	Dec. 14, 2002
5. 13 - vs. Auburn	March 1, 1980
5. 13 - vs. Georgia	Jan. 7, 1991

Team Single-Season Records

WINS

1.	31	1980-81
2.	28	1999-00
3.	27	2005-06
4.	26	1985-86
4.	26	1979-80
6.	24	1986-87
7.	23	1989-90
7.	23	1978-79
9.	22	1992-93
9.	22	1969-70
9.	22	1952-53

WINNING PCT. (Min. 10 wins)

1.	.938 (15-1)	1921-22
2.	.933 (14-1)	1934-35
3.	.923 (12-1)	1917-18
4.	.909 (10-1)	1916-17
4.	.909 (10-1)	1914-15
6.	.905 (19-2)	1919-20
7.	.880 (22-3)	1952-53
8.	.861 (31-5)	1980-81
9.	.857 (18-3)	1945-46
10.	.826 (19-4)	1920-21

GAMES PLAYED

1.	39	1986-87
2.	38	1985-86
3.	36	2005-06
3.	36	1980-81
5.	34	2001-02
5.	34	1999-00
7.	33	1992-93
8.	32	2002-03
8.	32	1989-90
8.	32	1988-89
8.	32	1982-83
8.	32	1979-80
8.	32	1969-70

FIELD GOALS ATT.

1.	2403	1969-70
2.	2327	1985-86
3.	2303	1988-89
4.	2261	1986-87
5.	2194	1989-90
6.	2155	1992-93
7.	2144	1980-81
8.	2092	2005-06
9.	2040	1990-91
10.	2039	1991-92

FIELD GOALS MADE

1.	1170	1985-86
2.	1159	1969-70
3.	1116	1989-90
4.	1115	1988-89
5.	1098	1980-81
6.	1047	1986-87
7.	1019	1979-80
8.	1010	1990-91
9.	1000	1991-92
10.	972	2005-06

3-POINT FG ATTEMPTED

1.	624	2007-08
2.	614	1995-96
3.	571	2002-03
4.	571	2004-05
5.	564	1993-94
6.	561	2001-02

3-POINT FG MADE

1.	215	2002-03
2.	205	2004-05
3.	204	2001-02
4.	201	2007-08
5.	196	1999-00
6.	194	2000-01
6.	194	1995-96

3-POINT FG PCT.

1.	.401	1986-87
2.	.388	1988-89
3.	.377	2002-03
4.	.368	1992-93
5.	.367	1991-92

FIELD GOAL PCT.

1.	.521	1978-79
2.	.520	1970-71
3.	.512	1980-81
4.	.509	1989-90
4.	.509	1979-80
6.	.503	1985-86
7.	.501	1984-85
8.	.495	1990-91
9.	.490	1991-92
10.	.488	1973-74

FREE THROWS MADE

1.	667	1969-70
2.	653	1980-81
3.	573	1990-91
4.	557	1988-89
5.	552	1999-00
6.	542	2005-06
7.	537	1985-86
8.	536	1989-90
9.	526	1991-92
10.	519	1953-54

FREE THROWS ATT.

1.	944	1980-81
2.	917	1969-70
3.	858	1999-00
4.	840	1990-91
5.	820	1991-92
6.	804	1988-89
7.	786	2005-06
8.	782	1986-87
9.	774	1983-84
10.	759	1955-56

FREE THROW PCT.

1.	.770	1988-89
2.	.750	1985-86
3.	.741	2007-80
4.	.737	1963-64
5.	.730	2004-05
6.	.727	1969-70
7.	.720	1972-73
8.	.714	1984-85
9.	.714	1967-68
10.	.710	1979-80

REBOUNDS

1.	1691	1969-70
2.	1457	1989-90
3.	1447	2005-06
4.	1401	1986-87
5.	1373	1999-00
6.	1316	1990-91
7.	1308	1991-92
8.	1298	1985-86
8.	1298	1964-65
10.	1291	1992-93

REBOUND AVERAGE

1.	52.8	1969-70
2.	49.9	1964-65
3.	47.1	1962-63
4.	47.0	1963-64
4.	47.0	1961-62
6.	46.5	1954-55
7.	46.2	1977-78
8.	46.0	1970-71
8.	46.0	1968-69
10.	45.5	1989-90
10.	45.5	1976-77

PERSONAL FOULS

1.	747	1986-87
2.	727	1980-81
3.	697	1978-79
4.	675	1977-78
5.	669	1979-80
6.	663	1982-83
7.	661	1989-90
8.	660	1969-70
9.	657	1985-86
10.	639	1973-74

FOULED OUT

1.	37	1973-74
1.	37	1952-53
3.	33	1978-79
3.	33	1977-78
5.	32	1976-77
6.	30	1957-58
7.	29	1974-75
8.	28	1989-90
8.	28	1969-70
10.	27	1988-89
10.	27	1972-73
10.	27	1971-72

ASSISTS

1.	616	1974-75
2.	577	1985-86
3.	566	1990-91
4.	547	2005-06
5.	538	1975-76
6.	527	1986-87
6.	527	1980-81
8.	526	1989-90
9.	525	1988-89
10.	520	1976-77

BLOCKED SHOTS

1.	236	2005-06
2.	225	1989-90
3.	206	1991-92
4.	198	1990-91
5.	196	2007-08
6.	180	1999-00
7.	155	2006-07
8.	132	2002-03
9.	127	2004-05
10.	122	2003-04

STEALS

1.	352	1986-87
2.	316	1990-91
2.	316	1992-93
4.	313	1999-00
5.	311	1991-92
6.	306	1985-86
7.	298	2005-06
8.	297	1980-81
9.	280	2001-02
10.	275	1983-84

POINTS

1.	2985	1969-70
2.	2966	1988-89
3.	2921	1989-90
4.	2877	1985-86
5.	2851	1980-81
6.	2785	1986-87
7.	2713	1991-92
7.	2713	1990-91
9.	2633	2005-06
10.	2597	1992-93

SCORING AVERAGE

1.	93.3	1969-70
2.	92.7	1988-89
3.	91.3	1989-90
4.	90.4	1990-91
5.	89.1	1968-69
6.	88.7	1967-68
7.	87.5	1991-92
8.	85.6	1970-71
9.	84.1	1977-78
10.	83.5	1974-75

INTRO

100 YEARS

THIS IS LSU

TIGERS

COACHES

REVIEW

PREVIEW

RECORDS

HISTORY

LSU

MEDIA



Quintin Thornton



Garrett Green

Season Highs

POINTS

1. 2861 - 1988-89
2. 2860 - 1969-70
3. 2679 - 1985-86
4. 2658 - 1986-87
5. 2620 - 1989-90
6. 2449 - 1980-81
7. 2433 - 1992-93
8. 2423 - 1990-91
9. 2354 - 1991-92
10. 2300 - 1995-96

FIELD GOALS MADE

1. 1117 - 1969-70
2. 1113 - 1985-86
3. 1096 - 1988-89
4. 973 - 1986-87
5. 971 - 1980-81
6. 919 - 1992-93
7. 903 - 1990-91
8. 901 - 1989-90

FIELD GOALS ATTEMPTED

1. 2497 - 1969-70
2. 2263 - 1988-89
3. 2257 - 1985-86
4. 2240 - 1986-87
5. 2222 - 1989-90
6. 2137 - 2005-06
7. 2129 - 1990-91

FIELD GOAL PERCENTAGE

1. .511 - 1981-82
2. .493 - 1985-86
3. .492 - 1966-67
4. .489 - 1993-94
5. .484 - 1974-75
5. .484 - 1988-89
7. .472 - 1984-85
8. .471 - 1983-84
8. .471 - 1980-81
10. .464 - 1992-93
10. .464 - 1982-83

FREE THROWS MADE

1. 626 - 1969-70
2. 603 - 1956-57
3. 569 - 1986-87
4. 565 - 1955-56
5. 561 - 1989-90
6. 533 - 1983-84
7. 529 - 1994-95

FREE THROW ATTEMPTS

1. 928 - 1969-70
2. 881 - 1955-56
3. 863 - 1956-57
4. 800 - 1989-90
5. 789 - 1954-55
6. 784 - 1994-95
7. 758 - 1995-96
8. 747 - 1983-84

FREE THROW PERCENTAGE

1. .744 - 1962-63
2. .737 - 1984-85
3. .733 - 1986-87
4. .729 - 1974-75
5. .725 - 1970-71
6. .719 - 1980-81
7. .714 - 1983-84

3-POINT FG MADE

1. 257 - 1989-90
2. 233 - 2005-06
3. 233 - 1999-00
4. 226 - 2001-02
5. 226 - 1994-95
6. 225 - 2004-05
7. 221 - 1996-97
7. 221 - 1995-96

3-POINT FG ATTEMPTS

1. 745 - 1999-00
2. 734 - 1989-90
3. 684 - 2001-02
4. 677 - 2005-06
5. 646 - 1995-96
6. 629 - 1994-95

3-POINT FG PERCENTAGE

1. .390 - 1986-87
2. .379 - 2004-05
3. .369 - 2000-01
4. .365 - 1996-97
5. .361 - 1988-89
6. .354 - 2002-03
6. .354 - 1990-91
8. .350 - 2003-04
8. .350 - 1989-90

REBOUNDS

1. 1485 - 1969-70
2. 1417 - 1986-87
3. 1346 - 1967-68
4. 1344 - 1988-89
5. 1332 - 1965-66

REBOUND AVERAGE

1. 52.5 - 1955-56
2. 52.2 - 1957-58
2. 52.2 - 1956-57
4. 51.7 - 1967-68
5. 51.2 - 1965-66

PERSONAL FOULS

1. 848 - 1980-81
2. 780 - 1986-87
3. 764 - 1979-80
4. 743 - 1999-00
5. 710 - 1985-86

ASSISTS

1. 560 - 1985-86
2. 545 - 1988-89
3. 530 - 1992-93
4. 499 - 1974-75
5. 491 - 1993-94

BLOCKED SHOTS

1. 158 - 1992-93
2. 150 - 2005-06
3. 119 - 1997-98
3. 119 - 1993-94
3. 119 - 1985-86
6. 118 - 1985-86
7. 114 - 1988-89
8. 112 - 2007-08
8. 112 - 1986-87

STEALS

1. 301 - 1996-97
2. 290 - 1998-99
3. 274 - 1989-90
4. 269 - 1994-95
5. 265 - 1999-00

SCORING AVERAGE

1. 89.7 - 1974-75
2. 89.4 - 1988-89
2. 89.4 - 1960-70
4. 87.5 - 1968-69
5. 86.1 - 1967-68
6. 81.9 - 1989-90
7. 81.2 - 1994-95
8. 81.3 - 1993-94

FOULED OUT

1. 42 - 1980-81
2. 38 - 1977-78
3. 37 - 1983-84
4. 35 - 1982-83
4. 35 - 1969-70



Kenny Higgs



Darryl Joe

- INTRO
- 100 YEARS
- THIS IS LSU
- TIGERS
- COACHES
- REVIEW
- PREVIEW
- RECORDS**
- HISTORY
- LSU
- MEDIA

GAMES

Fr.	Tasmin Mitchell (36), 2005-06
	Garrett Temple (36), 2005-06
	Ben Voogd (36), 2005-06
	Johnny Jones (36), 1980-81
	Leonard Mitchell (36), 1980-81
So.	Fess Irvin (37), 1986-87
Jr.	Bernard Woodside (39), 1986-87
Sr.	Oliver Brown (38), 1986-87
	Anthony Wilson (38), 1986-87

FIELD GOAL ATTEMPTS

Fr.	Chris Jackson (739), 1988-89
So.	Pete Maravich (1022), 1967-68
Jr.	Pete Maravich (976), 1968-69
Sr.	Pete Maravich (1168), 1969-70

FIELD GOALS MADE

Fr.	Chris Jackson (359), 1988-89
So.	Pete Maravich (432), 1967-68
Jr.	Pete Maravich (433), 1968-69
Sr.	Pete Maravich (522), 1969-70

FIELD GOAL PERCENTAGE

Fr.	Vernel Singleton (.571), 1988-89
So.	Rudy Macklin (.622), 1977-78
Jr.	Ralph Jukkola (.638), 1967-68
Sr.	Dave Ramsden (.675), 1968-69

3-POINT FIELD GOALS MADE

Fr.	Chris Jackson (84), 1988-89
So.	Chris Jackson (88), 1989-90
Jr.	Marcus Thornton (90), 2007-08
Sr.	Anthony Wilson (95), 1986-87

3-POINT FIELD GOAL PERCENTAGE

Fr.	Fess Irvin (.463), 1986-87
So.	Jamie Brandon (.509), 1992-93
Jr.	Landers Nolley (.421), 1994-95
Sr.	Justin Anderson (.489), 1991-92

FREE THROW ATTEMPTS

Fr.	Chris Jackson (200), 1988-89
So.	Pete Maravich (338), 1967-68
Jr.	Pete Maravich (378), 1968-69
Sr.	Pete Maravich (436), 1969-70

FREE THROWS MADE

Fr.	Chris Jackson (163), 1988-89
So.	Pete Maravich (274), 1967-68
Jr.	Pete Maravich (282), 1968-69
Sr.	Pete Maravich (337), 1969-70

FREE THROW PERCENTAGE

Fr.	Jordy Hultberg (.867), 1976-77
So.	Chris Jackson (.909), 1989-90
Jr.	Kenny Drost (.902), 1965-66
Sr.	Derrick Taylor (.880), 1985-86

REBOUNDS

Fr.	Rudy Macklin (306), 1976-77
So.	Al Sanders (474), 1969-70
Jr.	Shaquille O'Neal (421), 1991-92
Sr.	Bob Petit (432), 1953-54

REBOUND AVERAGE

Fr.	Rudy Macklin (11.8), 1976-77
So.	Al Sanders (14.8), 1969-70
Jr.	Al Sanders (14.8), 1970-71
Sr.	Bob Pettit (17.3), 1953-54

ASSISTS

Fr.	Randy Livingston (151), 1994-95
So.	Kenny Higgs (173), 1975-76
Jr.	Kenny Higgs (239), 1976-77
Sr.	Pete Maravich (192), 1969-70

STEALS

Fr.	Clarence Ceasar (90), 1991-92
So.	Jerry Reynolds (81), 1983-84
Jr.	Darryl Joe (93), 1986-87
Sr.	Derrick Taylor (86), 1985-86

POINTS

Fr.	Chris Jackson (965), 1988-89
So.	Pete Maravich (1138), 1967-68
Jr.	Pete Maravich (1148), 1968-69
Sr.	Pete Maravich (1381), 1969-70

SCORING AVERAGE

Fr.	Chris Jackson (30.2), 1988-89
So.	Pete Maravich (43.8), 1967-68
Jr.	Pete Maravich (44.2), 1968-69
Sr.	Pete Maravich (44.5), 1969-70

BLOCKED SHOTS

Fr.	Shaquille O'Neal (115), 1989-90
So.	Shaquille O'Neal (140), 1990-91
Jr.	Shaquille O'Neal (157), 1991-92
Sr.	Lionel Green (61), 1978-79

Yearly Leaders

SCORING LEADERS

YEAR	PLAYER	GMS.	PTS.	AVG.
1945	Clyde Lindsey	24	377	15.7
1946	Joe Bill Adcock	21	391	18.6
1947	Frank Brian	21	340	16.2
1948	Bob Meador	25	244	9.8
1949	Bob Meador	25	306	12.2
1950	Joe Dean	25	271	10.8
1951	Joe Dean	24	362	15.1
1952	Bob Pettit	24	612	25.5
1953	Bob Pettit	21	519	24.7
1954	Bob Pettit	25	785	31.4
1955	Roger Sigler	24	360	15.0
1956	Roger Sigler	20	501	25.1
1957	Roger Sigler	25	459	18.4
1958	Dom Merle	25	308	12.3
1959	Jim Crisco	25	305	12.2
1960	Dick Davies	20	248	12.4
1961	George Nattin	25	413	16.5
1962	George Nattin	24	306	12.8
1963	Dick Maile	24	337	14.0
1964	Dick Maile	25	518	20.7
1965	Dick Maile	25	429	17.1
1966	Harry Heroman	26	458	17.6
1967	Kenny Drost	26	430	16.5
1968	Pete Maravich	26	1138	43.8
1969	Pete Maravich	26	1148	44.2
1970	Pete Maravich	31	1381	44.5
1971	Al Sanders	25	523	20.9
1972	Bill Newton	26	492	18.9
1973	Eddie Palubinskaskas	24	447	18.6
1974	Glenn Hansen	25	485	19.4
1975	Glenn Hansen	25	542	21.7
1976	Kenny Higgs	26	577	22.2
1977	Kenny Higgs	27	479	17.7
1978	Durand Macklin	27	513	19.0
1979	Al Green	29	512	17.7
1980	Durand Macklin	32	563	17.6
1981	Howard Carter	36	576	16.0
1982	Howard Carter	28	467	16.7
1983	Howard Carter	32	564	17.6
1984	Jerry Reynolds	29	411	14.2
1985	Nikita Wilson	29	436	15.0
1986	John Williams	37	658	17.8
1987	Anthony Wilson	38	632	16.6
1988	Ricky Blanton	30	511	17.0
1989	Chris Jackson	32	965	30.2
1990	Chris Jackson	32	889	27.8
1991	Shaquille O'Neal	28	774	27.6
1992	Shaquille O'Neal	30	722	24.1
1993	Geert Hammink	32	488	15.2
1994	Jamie Brandon	27	445	16.5
1995	Ronnie Henderson	27	630	23.3
1996	Ronnie Henderson	23	502	21.8
1997	Duane Spencer	30	452	15.1
1998	Maurice Carter	27	388	14.4
1999	Maurice Carter	27	466	17.3
2000	Stromile Swift	34	550	16.2
2001	Ronald Dupree	29	503	17.3
2002	Ronald Dupree	34	552	16.2
2003	Ronald Dupree	32	504	15.8
2004	Jaime Lloreda	22	372	16.9
2005	Brandon Bass	30	520	17.3
2006	Glen Davis	36	669	18.6
2007	Glen Davis	29	512	17.7
2008	Marcus Thornton	31	608	19.6

3-PT FG LEADERS

YEAR	PLAYER	NO.
1987	Anthony Wilson	95
1988	Darryl Joe	38
1989	Chris Jackson	84
1990	Chris Jackson	88
1991	Mike Hansen	58
1992	Clarence Ceasar	63
1993	Maurice Williamson	24
1994	Ronnie Henderson	72
1995	Ronnie Henderson	68
1996	Ronnie Henderson	49
1997	Terrance Simmons	21
1998	Maurice Carter	44
1999	Maurice Carter	71
2000	Torris Bright	55
2001	Collis Temple III	53
2002	Torris Bright	76
2003	Torris Bright	62
2004	Darrel Mitchell	67
2005	Darrel Mitchell	67

2006	Darrel Mitchell	82
2007	Terry Martin	52
2008	Marcus Thornton	90

REBOUND LEADERS

YEAR	PLAYER	GMS.	REB.	AVG.
1952	Bob Pettit	24	328	13.7
1953	Bob Pettit	25	298	11.9
1954	Bob Pettit	25	432	17.3
1955	Ned Clark	24	380	15.8
1956	Roger Sigler	20	276	13.8
1957	Troy Rushing	25	258	10.3
1958	Jim Crisco	25	225	9.0
1959	Jim Crisco	25	192	7.6
1960	Tom Conklin	23	143	6.2
1961	Tom Conklin	25	227	9.0
1962	Maury Drummond	24	301	12.5
1963	Dick Maile	24	263	10.9
1964	Dick Maile	25	263	10.5
1965	Dick Maile	25	246	9.8
	Bill Wilson	26	246	9.4
1966	Harry Heroman	26	202	7.7
1967	Ralph Jukkola	26	187	7.2
1968	Ralph Jukkola	26	226	8.6
1969	Dave Ramsden	26	281	10.8
1970	Al Sanders	32	474	14.8
1971	Al Sanders	25	369	14.7
1972	Al Sanders	26	325	12.5
1973	Collis Temple	24	160	6.9
1974	Collis Temple	26	273	10.5
1975	Glenn Hansen	26	250	10.0
1976	Ed LeBlanc	26	271	10.4
1977	Durand Macklin	26	306	11.8
1978	Durand Macklin	27	286	10.6
1979	Lionel Green	29	321	11.1
1980	Durand Macklin	32	309	9.7
1981	Durand Macklin	36	351	9.8
1982	Leonard Mitchell	27	206	7.6
1983	Leonard Mitchell	31	282	9.1
1984	Jerry Reynolds	29	239	8.2
1985	Nikita Wilson	29	201	6.9
1986	John Williams	37	313	8.5
1987	Oliver Brown	38	278	7.3
1988	Ricky Blanton	30	265	8.8
1989	Ricky Blanton	32	261	8.2
1990	Shaquille O'Neal	32	285	12.0
1991	Shaquille O'Neal	28	411	14.7
1992	Shaquille O'Neal	30	421	14.0
1993	Geert Hammink	32	325	10.2
1994	Clarence Ceasar	27	169	6.3
1995	Clarence Ceasar	22	153	7.0
1996	Roman Rubchenko	29	201	6.9
1997	Duane Spencer	30	230	7.7
1998	Cedric Carter	27	164	6.1
1999	Jabari Smith	27	262	9.7
2000	Stromile Swift	34	279	8.2
2001	Ronald Dupree	29	256	8.8
2002	Ronald Dupree	34	290	8.5
2003	Jaime Lloreda	30	269	9.0
2004	Jaime Lloreda	22	256	11.6
2005	Brandon Bass	30	272	9.1
2006	Glen Davis	36	350	9.7
2007	Glen Davis	29	303	10.4
2008	Anthony Randolph	31	263	8.5

ASSIST LEADERS

YEAR	PLAYER	GMS.	ASST.	AVG.
1968	Pete Maravich	26	105	4.0
1969	Pete Maravich	26	128	4.9
1970	Pete Maravich	31	192	6.1
1971	Tommy Hess	26	130	5.0
1972	Tommy Hess	24	121	5.0
1973	Eddie Palubinskaskas	24	99	4.1
1974	Eddie Palubinskaskas	24	97	3.7
1975	Mike Darnall	20	133	6.6
1976	Kenny Higgs	26	173	6.6
1977	Kenny Higgs	27	239	8.8
1978	Ethan Martin	26	118	4.5
1979	Ethan Martin	29	156	5.3
1980	Ethan Martin	32	174	5.4
1981	Ethan Martin	34	190	5.5
1982	Derrick Taylor	28	90	3.2
1983	Johnny Jones	31	124	4.0
1984	John Tudor	29	104	3.5
1985	Jerry Reynolds	29	105	3.6
1986	Derrick Taylor	38	146	3.8
1987	Bernard Woodside	39	115	2.9
1988	Bernard Woodside	30	136	4.5

1989	Ricky Blanton	32	147	4.6
1990	Maurice Williamson	32	118	3.8
1991	T.J. Pugh	30	196	6.5
1992	Jamie Brandon	29	103	3.6
1993	Andre Owens	33	90	2.7
1994	Andre Owens	24	96	4.0
1995	Randy Livingston	16	151	9.4
1996	Gene Nabors	29	95	3.3
1997	Gene Nabors	30	72	2.4
1998	DeJuan Collins	23	79	3.4
1999	Jamaal Wolfe	24	60	2.5
2000	Torris Bright	34	147	4.3
2001	Torris Bright	29	118	4.1
2002	Torris Bright	34	129	3.8
2003	Torris Bright	32	150	4.7
2004	Xavier Whipple	29	98	3.0
2005	Tack Minor	30	137	4.6
2006	Darrel Mitchell	36	160	4.4
2007	Garrett Temple	32	138	4.3
2008	Garrett Temple	31	111	3.6

BLOCK LEADERS

YEAR	PLAYERS	GMS	BLKS.	AVG.
1979	Lionel Green	29	61	2.1
1980	Durand Macklin	32	19	0.6
1981	Leonard Mitchell	36	20	0.6
1982	Leonard Mitchell	27	11	0.4
1983	Leonard Mitchell	31	31	1.0
1984	Leonard Mitchell	24	20	0.8
1985	Nikita Wilson	29	25	0.9
1986	John Williams	37	22	0.6
1987	Jose Vargas	38	44	1.2
1988	Jose Vargas	30	31	1.0
1989	Wayne Sims	32	41	1.3
1990	Shaquille O'Neal	32	115	3.6
1991	Shaquille O'Neal	28	140	5.0
1992	Shaquille O'Neal	30	157	5.2
1993	Geert Hammink	32	30	0.9
1994	Glover Jackson	23	15	0.7
1995	Misha Mutavdzic	26	24	0.9
1996	Roman Rubchenko	29	18	0.6
1997	Bob Hall	23	23	1.0
1998	Cedric Carter	27	16	0.6
1999	Stromile Swift	16	35	2.2
2000	Stromile Swift	34	95	2.8
2001	Ronald Dupree	29	17	0.6
2002	Ronald Dupree	34	22	0.6
2003	Jaime Lloreda	30	61	2.0
2004	Brandon Bass	29	56	1.9
2005	Brandon Bass	30	48	1.6
2006	Tyrus Thomas	32	99	3.1
2007	Garrett Temple	32	34	1.1
2008	Chris Johnson	25	66	2.6

STEAL LEADERS

YEAR	PLAYER	GMS	STLS.	AVG.
1979	Ethan Martin	29	64	2.2
1980	Ethan Martin	32	73	2.2
1981	Ethan Martin	34	83	2.4
1982	Derrick Taylor	28	51	1.8
1983	Jerry Reynolds	32	65	2.0
1984	Jerry Reynolds	29	81	2.8
1985	Jerry Reynolds	29	48	1.6
1986	Derrick Taylor	38	84	2.2
1987	Darryl Joe	37	93	2.5
1988	Darryl Joe	30	80	2.7
1989	Chris Jackson	32	57	1.7
1990	Maurice Williamson	31	55	1.8
1991	Shawn Griggs	29	81	2.8
1992	Clarence Ceasar	31	90	2.9
1993	Clarence Ceasar	32	74	2.3
1994	Clarence Ceasar	27	80	3.0
1995	Clarence Ceasar	22	66	3.0
1996	Ronnie Henderson	23	40	1.7
1997	Gene Nabors	30	39	1.3
1998	DeJuan Collins	23	34	1.5
1999	Jabari Smith	27	32	1.2
2000	Stromile Swift	34	70	2.1
2001	Torris Bright	29	57	2.0
2002	Jemaine Williams	34	76	2.2
2003	Torris Bright	32	59	1.8
2004	Darrel Mitchell	29	50	1.7
2005	Darrel Mitchell	30	54	1.8
2006	Darrel Mitchell	36	70	1.9
2008	Marcus Thornton	31	43	1.4





Glen Davis

FIELD GOALS MADE

YEAR	PLAYERS	FG.
1952	Bob Pettit	247
1953	Bob Pettit	193
1954	Bob Pettit	281
1955	Roger Sigler	125
1956	Roger Sigler	175
1957	Roger Sigler	174
1958	Dom Merle	129
1959	Jim Crisco	118
1960	Dick Davies	91
1961	George Nattin	165
1962	George Nattin	122
1963	George Nattin	125
1964	Dick Maile	214
1965	Dick Maile	168
1966	Harry Heroman	166
1967	Kenny Drost	168
1968	Pete Maravich	432
1969	Pete Maravich	433
1970	Pete Maravich	522
1971	Al Sanders	209
1972	Bill Newton	210
1973	Ed Palubinskas	155
1974	Glenn Hansen	202
1975	Glenn Hansen	225
1976	Kenny Higgs	216
1977	Durand Macklin	161
1978	Durand Macklin	217

1979	DeWayne Scales	227
1980	Durand Macklin	232
1981	Howard Carter	233
1982	Howard Carter	199
1983	Howard Carter	234
1984	Jerry Reynolds	162
1985	Nikita Wilson	183
1986	John Williams	269
1987	Anthony Wilson	233
1988	Ricky Blanton	196
1989	Chris Jackson	359
1990	Chris Jackson	305
1991	Shaquille O'Neal	312
1992	Shaquille O'Neal	294
1993	Geert Hammink	190
1994	Clarence Ceasar	152
1995	Ronnie Henderson	219
1996	Ronnie Henderson	183
1997	Duane Spencer	157
1998	Maurice Carter	131
1999	Maurice Carter	159
2000	Stromile Swift	202
2001	Ronald Dupree	183
2002	Ronald Dupree	220
2003	Ronald Dupree	199
2004	Jaime Lloreda	140
2005	Brandon Bass	181
2006	Glen Davis	250
2007	Glen Davis	178
2008	Marcus Thornton	212

FREE THROWS MADE

YEAR	PLAYERS	FT.
1952	Bob Pettit	118
1953	Bob Pettit	133
1954	Bob Pettit	223
1955	Roger Sigler	110
1956	Roger Sigler	151
1957	Roger Sigler	111
1958	Jim Crisco	120
1959	Carey Guglielmo	74
1960	Dick Davies	66
	Joe Clune	66
1961	Ellis Cooper	98
1962	George Nattin	62
1963	Ellis Cooper	93
1964	Sam Chase	122
1965	Harry Heroman	138
1966	Harry Heroman	132
1967	Kenny Drost	94
1968	Pete Maravich	274
1969	Pete Maravich	282
1970	Pete Maravich	337
1971	Al Sanders	105
1972	Al Sanders	135
1973	Ed Palubinskas	155
1974	Ed Palubinskas	121
1975	Kenny Higgs	102
1976	Kenny Higgs	145
1977	Kenny Higgs	163
1978	Kenny Higgs	112
1979	Al Green	136
1980	Ethan Martin	108
1981	Ethan Martin	129
1982	Derrick Taylor	113
1983	Howard Carter	96
1984	Derrick Taylor	104
1985	Nikita Wilson	70
1986	John Williams	120
1987	Nikita Wilson	105
1988	Ricky Blanton	113
1989	Chris Jackson	163
1990	Chris Jackson	191
1991	Shaquille O'Neal	150
1992	Shaquille O'Neal	134
1993	Geert Hammink	108
1994	Jamie Brandon	117
1995	Ronnie Henderson	124
1996	Ronnie Henderson	87
1997	Duane Spencer	116
1998	Willie Anderson	84
1999	Jabari Smith	100
2000	Stromile Swift	127
2001	Ronald Dupree	116
2002	Ronald Dupree	81
2003	Ronald Dupree	93
2004	Brandon Bass	123
2005	Brandon Bass	146
2006	Glen Davis	163
2007	Glen Davis	139
2008	Anthony Randolph	115

MINUTES PLAYED

YEAR	PLAYERS	MIN.
1984	John Tudor	919
1985	John Williams	935
1986	Derrick Taylor	1342
1987	Anthony Wilson	1338
1988	Ricky Blanton	1122
1989	Ricky Blanton	1231
1990	Chris Jackson	1202
1991	T.J. Pugh	945
1992	Vernel Singleton	998
1993	Geert Hammink	970
1994	Jamie Brandon	873
1995	Ronnie Henderson	977
1996	Roman Rubchenko	740
1997	Duane Spencer	992
1998	Willie Anderson	903
1999	Maurice Carter	950
2000	Torris Bright	1137
2001	Ronald Dupree	1012
2002	Ronald Dupree	1202
2003	Ronald Dupree	1063
2004	Brandon Bass	1013
2005	Antonio Hudson	1086
2006	Darrel Mitchell	1322
2007	Garrett Temple	1099
2008	Garrett Temple	1066

- INTRO
- 100 YEARS
- THIS IS LSU
- TIGERS
- COACHES
- REVIEW
- PREVIEW
- RECORDS**
- HISTORY
- LSU
- MEDIA



- INTRO
- 100 YEARS
- THIS IS LSU
- TIGERS
- COACHES
- REVIEW
- PREVIEW
- RECORDS**
- HISTORY
- LSU
- MEDIA



1. Pete Maravich

3,667 • 1967-70

YEAR	G	FGM	FTM	TP	AVG.
67-68	26	432	274	1138	43.8
68-69	26	433	282	1148	44.2
69-70	31	522	337	1381	44.5
Totals	83	1387	893	3667	44.2



2. Durand Macklin

2,080 • 1976-81

YEAR	G	FGM	FTM	TP	AVG.
76-77	26	161	63	385	14.8
77-78	27	217	79	513	19.0
78-79*	2	19	8	46	23.0
79-80	32	232	99	563	17.6
80-81	36	223	127	573	15.9
Totals	123	852	376	2080	16.9

*Redshirted after knee injury



3. Howard Carter

1,942 • 1979-83


YEAR	G	FGM	FTM	TP	AVG.
79-80	32	140	55	335	10.5
80-81	36	233	110	576	16.0
81-82	28	199	69	467	16.7
82-83	32	234	96	564	17.6
Totals	128	806	330	1942	15.2



4. Shaquille O'Neal

1,941 • 1989-92

YEAR	G	FGM	FTM	TP	AVG.
89-90	32	180	85	445	13.9
90-91	28	312	150	774	27.6
91-92	30	294	134	722	24.1
Totals	90	786	369	1941	21.6



5. Bob Pettit

1,916 • 1951-54

YEAR	G	FGM	FTM	TP	AVG.
51-52	24	247	118	612	25.5
52-53	21	193	133	519	24.7
53-54	25	281	223	785	31.4
Totals	70	721	474	1916	27.4



6. Kenny Higgs

1,896 • 1974-78

YEAR	G	FGM	FTM	TP	AVG.
74-75	26	184	102	470	18.1
75-76	26	216	145	577	22.2
76-77	27	158	163	479	17.7
77-78	27	129	112	370	13.7
Totals	106	687	522	1896	17.9



7. Chris Jackson

1,854 • 1988-90

YEAR	G	FGM	3FGM	FTM	TP	AVG.
88-89	32	359	84	163	965	30.2
89-90	32	305	88	191	889	27.8
Totals	64	664	172	354	1854	29.0



8. Ronald Dupree

1,726 • 1999-03

YEAR	G	FGM	3FGM	FTM	TP	AVG.
99-00	34	63	2	39	167	4.9
00-01	29	183	21	116	503	17.3
01-02	34	220	31	81	552	16.2
02-03	32	199	13	93	504	15.8
Totals	129	65	67	329	1726	13.4



9. Derrick Taylor

1,590 • 1981-82, 1983-86

YEAR	G	FGM	FTM	TP	AVG.
81-82	28	151	113	415	14.8
83-84	29	142	104	388	13.4
84-85	29	108	48	264	9.1
85-86	38	221	81	523	13.8
Totals	124	622	346	1590	12.8



10. Glen Davis

1,075 • 2004-2007

YEAR	G	FGM	3FGM	FTM	TP	AVG.
04-05	30	138	3	127	406	13.5
05-06	36	250	6	163	669	18.6
06-07	29	178	17	139	512	17.7
Totals	95	566	26	429	1587	16.7



11. Darrel Mitchell

1,569 • 2002-06


YEAR	G	FGM	3FGM	FTM	TP	AVG.
02-03	32	71	42	41	225	7.0
03-04	29	115	67	49	346	11.9
04-05	30	125	67	77	394	13.1
05-06	36	200	82	122	604	16.8
Totals	127	511	258	289	1569	12.4



12. Ronnie Henderson

1,561 • 1993-96

YEAR	G	FGM	3FGM	FTM	TP	AVG.
93-94	27	144	72	69	429	15.9
94-95	27	219	68	124	630	23.3
95-96	23	183	49	87	502	21.8
Totals	77	546	189	280	1561	20.3



13. Vernel Singleton

1,513 • 1988-92


YEAR	G	FGM	3FGM	FTM	TP	AVG.
88-89	32	121	0	103	345	10.8
89-90	32	98	0	73	269	8.4
90-91	30	159	0	137	455	15.2
91-92	31	162	1	119	444	14.3
Totals	125	540	1	432	1513	12.1



14. Leonard Mitchell

1,508 • 1980-84

YEAR	G	FGM	FTM	TP	AVG.
80-81	36	170	50	390	10.8
81-82	27	160	57	377	14.0
82-83	31	186	83	455	14.7
83-84	24	114	58	286	11.9
Totals	118	630	248	1508	12.8



15. Ricky Blanton

1,501 • 1984-86, 1987-89

YEAR	G	FGM	3FGM	FTM	TP	AVG.
84-85	29	41		20	102	3.5
85-86	38	94		52	240	6.3
87-88	30	196	6	113	511	17.0
88-89	32	250	40	108	648	20.3
Totals	129	581	46	293	1501	11.6



16. Torris Bright

1,463 • 1999-03

YEAR	G	FGM	3FGM	FTM	TP	AVG.
99-00	34	112	55	60	339	10.0
00-01	29	104	44	62	314	10.8
01-02	34	150	76	78	454	13.4
02-03	32	119	62	56	356	11.1
Totals	129	485	237	256	1463	11.3



17. Nikita Wilson

1,384 • 1983-87

YEAR	G	FGM	FTM	TP	AVG.
83-84	28	70	27	167	6.0
84-85	29	183	70	436	15.0
85-86	18	90	56	236	13.1
86-87	35	220	105	545	15.6
Totals	110	563	258	1384	12.6



18. Al Sanders

1,383 • 1969-72

YEAR	G	FGM	FTM	TP	AVG.
69-70	32	145	93	383	12.0
70-71	25	209	105	523	20.9
71-72	26	171	135	477	18.3
Totals	83	525	333	1383	16.7



19. Dewayne Scales

1,357 • 1977-80

YEAR	G	FGM	FTM	TP	AVG.
77-78	26	153	27	333	12.8
78-79	26	227	50	503	19.4
79-80	32	230	61	521	16.3
Totals	84	610	138	1357	16.2



20. Clarence Ceasar

1,343 • 1991-95

YEAR	G	FGM	3FGM	FTM	TP	AVG.
91-92	31	130	63	32	355	11.5
92-93	32	126	38	25	315	9.8
93-94	27	152	47	44	395	14.6
94-95	22	111	27	29	278	12.6
Totals	112	519	175	130	1343	12.0



21. Bill Newton

1,339 • 1969-72

YEAR	G	FGM	FTM	TP	AVG.
69-70	32	143	71	357	11.2
70-71	26	205	80	490	18.8
71-72	26	210	72	492	18.9
Totals	84	558	223	1339	15.9



22. Roger Sigler

1,318 • 1954-57

YEAR	G	FGM	FTM	TP	AVG.
54-55	24	124	110	358	15.0
55-56	20	175	151	501	25.1
56-57	25	174	111	459	18.4
Totals	69	473	372	1318	19.1



23. Maurice Carter

1,299 • 1995-99

YEAR	G	FGM	3FGM	FTM	TP	AVG.
95-96	26	62	27	21	172	6.6
96-97	28	103	15	52	273	9.8
97-98	27	131	44	82	388	14.4
98-99	27	159	71	79	468	17.3
Totals	108	455	157	232	1299	12.0



24. Dick Maile

1,284 • 1962-65

YEAR	G	FGM	FTM	TP	AVG.
62-63	24	125	87	337	14.0
63-64	25	214	90	518	20.7
64-65	25	168	93	429	17.1
Totals	74	507	270	1284	17.4

- INTRO
- 100 YEARS
- THIS IS LSU
- TIGERS
- COACHES
- REVIEW
- PREVIEW
- RECORDS**
- HISTORY
- LSU
- MEDIA



INTRO

100 YEARS

THIS IS LSU

TIGERS

COACHES

REVIEW

PREVIEW

RECORDS

HISTORY

LSU

MEDIA



25. Ethan Martin

1,276 • 1977-81

YEAR	G	FGM	FTM	TP	AVG.
77-78	26	79	66	224	8.6
78-79	29	97	87	281	9.7
79-80	32	136	108	380	11.9
80-81	34	131	129	391	11.5
Totals	123	443	390	1276	10.4



26. Antonio Hudson

1,269 • 2001-05

Year	G	FGM	FTM	TP	AVG.
01-02	34	124	43	351	10.3
02-03	32	86	27	239	7.5
03-04	28	95	40	286	10.2
04-05	30	138	64	393	13.1
Totals	124	443	174	1269	10.2



27. Collis Temple III

1,173 • 1999-03

YEAR	G	FGM	3FGM	FTM	TP	AVG.
99-00	33	37	22	35	131	4.0
00-01	29	137	53	88	415	14.3
01-02	21	92	39	58	281	13.4
02-03	32	117	57	55	346	10.8
Totals	115	383	171	236	1173	10.2



28. Don Redden

1,119 • 1982-86

YEAR	G	FGM	FTM	TP	AVG.
82-83	8	19	19	57	7.1
83-84	28	97	93	287	10.3
84-85	29	110	62	282	9.7
85-86	38	197	99	493	13.0
Totals	103	423	273	1119	10.9



29. Wayne Sims

1,107 • 1987-91

YEAR	G	FGM	3FGM	FTM	TP	AVG.
87-88	30	122	0	45	289	9.6
88-89	32	183	1	57	424	13.3
89-90	32	108	2	31	249	7.8
90-91	23	59	4	23	145	6.3
Totals	117	472	7	156	1107	9.5



30. Bob Meador

1,099 • 1947-51

YEAR	G	FGM	FTM	TP	AVG.
47-48	25	84	56	244	9.8
48-49	25	124	58	306	12.2
49-50	22	106	39	251	11.4
50-51	24	128	92	298	12.4
Totals	96	452	245	1099	11.4



31. Anthony Wilson

1,089 • 1983-87

YEAR	G	FGM	3FGM	FTM	TP	AVG.
83-84	24	29		5	63	2.6
84-85	19	11		6	28	1.5
85-86	38	161		44	366	9.6
86-87	38	233	95	71	632	16.6
Totals	119	434	95	126	1089	9.2



32. Joe Dean

1,072 • 1949-52

YEAR	G	FGM	FTM	TP	AVG.
49-50	25	106	59	271	10.8
50-51	24	154	54	362	15.1
51-52	24	170	99	439	18.3
Totals	73	430	212	1072	14.7



33. Jerry Reynolds

1,069 • 1982-85

YEAR	G	FGM	FTM	TP	AVG.
82-83	32	126	88	340	10.6
83-84	29	162	85	409	14.2
84-85	29	128	64	320	11.0
Totals	90	416	237	1069	11.9



34. Jordy Hultberg

1,067 • 1976-80

YEAR	G	FGM	FTM	TP	AVG.
76-77	27	147	52	346	12.8
77-78	27	115	32	262	9.7
78-79	29	119	41	279	9.6
79-80	31	77	26	180	5.8
Totals	114	458	151	1067	9.3



35. John Williams

1,046 • 1984-86

YEAR	G	FGM	FTM	TP	AVG.
84-85	29	163	62	388	13.4
85-86	37	269	120	658	17.8
Totals	66	432	182	1046	15.8



36. Glenn Hansen

1,027 • 1973-75

YEAR	G	FGM	FTM	TP	AVG.
73-74	25	202	82	485	19.4
74-75	25	225	92	542	21.7
Totals	50	427	173	1027	20.5

1. Durand Macklin

1,276 • 1976-81			
	G	REBOUNDS	AVG.
Totals	123	1276	10.4

2. Shaquille O'Neal

1,217 • 1989-92			
	G	REBOUNDS	AVG.
Totals	90	1217	13.5

3. Al Sanders

1,168 • 1969-72			
	G	REBOUNDS	AVG.
Totals	83	1168	14.1

4. Bob Pettit

1,039 • 1951-54			
	G	REBOUNDS	AVG.
Totals	70	1039	14.8

5. Ned Clark

988 • 1951-55			
YEAR	G	REBOUNDS	AVG.
Totals	98	988	10.1

6. Leonard Mitchell

922 • 1980-84			
	G	REBOUNDS	AVG.
Totals	118	922	7.8

7. Glen Davis

916 • 2004-07			
	G	REBOUNDS	AVG.
Totals	66	613	9.3

8. Ronald Dupree

907 • 1999-03			
	G	REBOUNDS	AVG.
Totals	129	907	7.0

9. Lionel Green

809 • 1975-79			
	G	REBOUNDS	AVG.
Totals	107	809	7.6

10. Bill Newton

802 • 1969-72			
	G	REBOUNDS	AVG.
Totals	84	802	9.5

11. Vernel Singleton

784 • 1988-92			
	G	REBOUNDS	AVG.
Totals	125	784	6.3

12. Greg Cook

780 • 1976-77, '78-81			
	G	REBOUNDS	AVG.
Totals	119	780	6.6

13. Dick Maile

772 • 1962-65			
	G	REBOUNDS	AVG.
Totals	74	772	10.4

14. Ricky Blanton

766 • 1984-86, '87-89			
	G	REBOUNDS	AVG.
Totals	129	766	5.9

15. Ed LeBlanc

765 • 1972-76			
	G	REBOUNDS	AVG.
Totals	98	765	7.8



Ronald Dupree

16. Maury Drummond

736 • 1960-63			
	G	REBOUNDS	AVG.
Totals	72	736	10.2

17. Dewayne Scales

733 • 1977-80			
	G	REBOUNDS	AVG.
Totals	84	733	8.7

18. Roger Sigler

713 • 1953-56			
	G	REBOUNDS	AVG.
Totals	69	713	10.3

19. Nikita Wilson

699 • 1983-87			
	G	REBOUNDS	AVG.
Totals	110	699	6.4

20. Clarence Ceasar

670 • 1991-95			
	G	REBOUNDS	AVG.
Totals	112	670	6.0

21. Jerry Reynolds

613 • 1982-85			
	G	REBOUNDS	AVG.
Totals	90	613	6.8

22. Collis Temple, Jr.

607 • 1971-74			
	G	REBOUNDS	AVG.
Totals	75	607	8.1

23. Wayne Sims

603 • 1987-90			
	G	REBOUNDS	AVG.
Totals	117	603	5.2

24. Ralph Jukkola

601 • 1966-69			
	G	REBOUNDS	AVG.
Totals	78	601	7.7

25. Jose Vargas

576 • 1984-88			
	G	REBOUNDS	AVG.
Totals	130	576	4.4

26. Troy Rushing

560 • 1954-57			
	G	REBOUNDS	AVG.
Totals	71	560	7.9

27. Jim Crisco

544 • 1956-59			
	G	REBOUNDS	AVG.
Totals	75	544	7.3

28. Bill Wilson

543 • 1962-65			
	G	REBOUNDS	AVG.
Totals	62	543	8.7

29. Danny Hester

542 • 1968-70			
	G	REBOUNDS	AVG.
Totals	54	542	10.0

30. Geert Hammink

536 • 1988-89, '90-93			
	G	REBOUNDS	AVG.
Totals	113	536	4.7

31. Jaime Lloreda

525 • 2002-04			
	G	REBOUNDS	AVG.
Totals	52	525	10.1

32. Pete Maravich

513 • 1967-70			
	G	REBOUNDS	AVG.
Totals	82	513	6.2

33. John Williams

503 • 1984-86			
	G	REBOUNDS	AVG.
Totals	66	503	7.6

34. Jabari Smith

501 • 1998-00			
	G	REBOUNDS	AVG.
Totals	61	501	8.2

- INTRO
- 100 YEARS
- THIS IS LSU
- TIGERS
- COACHES
- REVIEW
- PREVIEW
- RECORDS**
- HISTORY
- LSU
- MEDIA



Pete Maravich

4 - 60 point games
 24 - 50 point games
 29 - 40 point games

60-Point Club (5 by 2 players all-time)

- 69 - Pete Maravich vs. Alabama, Feb. 7, 1970
- 66 - Pete Maravich vs. Tulane, Feb. 10, 1969
- 64 - Pete Maravich vs. Kentucky, Feb. 21, 1970
- 61 - Pete Maravich vs. Vanderbilt, Dec. 11, 1969
- 60 - Bob Pettit vs. Louisiana College, Dec. 7, 1953

50-Point Club (30 by 4 players all-time)

- 59 - Pete Maravich vs. Alabama, Feb. 17, 1968
- 58 - Pete Maravich vs. Georgia, March 8, 1969
- 58 - Pete Maravich vs. Mississippi State, Dec. 22, 1967
- 57 - Bob Pettit vs. Georgia, Jan. 9, 1954
- 55 - Chris Jackson vs. Ole Miss, March 4, 1989
- 55 - Pete Maravich vs. Mississippi State, March 2, 1970
- 55 - Pete Maravich vs. Kentucky, Jan. 24, 1970
- 55 - Pete Maravich vs. Alabama, Jan. 3, 1970
- 55 - Pete Maravich vs. Mississippi State, March 3, 1969
- 55 - Pete Maravich vs. Tulane, Dec. 14, 1968
- 55 - Pete Maravich vs. Tulane, Feb. 21, 1968
- 55 - Pete Maravich vs. Auburn, Jan. 3, 1968
- 54 - Pete Maravich vs. Auburn, Feb. 15, 1969
- 54 - Pete Maravich vs. Vanderbilt, Jan. 29, 1968
- 53 - Shaquille O'Neal vs. Arkansas State, Dec. 18, 1990
- 53 - Chris Jackson vs. Florida, Dec. 10, 1988
- 53 - Pete Maravich vs. Ole Miss, Jan. 31, 1970
- 53 - Pete Maravich vs. St. John's, Dec. 29, 1969
- 53 - Pete Maravich vs. Duquesne, Dec. 30, 1968
- 52 - Pete Maravich vs. Florida, Feb. 4, 1970
- 52 - Pete Maravich vs. Kentucky, Jan. 25, 1969
- 52 - Pete Maravich vs. Loyola, Dec. 2, 1968
- 52 - Pete Maravich vs. Kentucky, Jan. 27, 1968
- 52 - Pete Maravich vs. Tulane, Jan. 11, 1968
- 51 - Chris Jackson vs. Texas, Jan. 2, 1990
- 51 - Pete Maravich vs. Georgia, Feb. 12, 1968
- 51 - Pete Maravich vs. Loyola, Dec. 9, 1967
- 50 - Chris Jackson vs. Tennessee, Feb. 11, 1989
- 50 - Pete Maravich vs. Southern California, Dec. 18, 1969
- 50 - Pete Maravich vs. Florida, Feb. 12, 1969

40-Point Club (41 by 7 players since 1967)

- 49 - Chris Jackson vs. Tennessee, Feb. 10, 1990
- 49 - Pete Maravich vs. Tulane, Feb. 9, 1970
- 49 - Pete Maravich vs. Mississippi State, Feb. 2, 1970
- 49 - Pete Maravich vs. Clemson, Dec. 20, 1969
- 49 - Pete Maravich vs. Ole Miss, March 1, 1969
- 49 - Pete Maravich vs. Auburn, Feb. 7, 1968
- 48 - Chris Jackson vs. Florida, March 1, 1989
- 48 - Chris Jackson vs. Louisiana Tech, Dec. 6, 1988
- 48 - Pete Maravich vs. Tampa, Dec. 2, 1967
- 47 - Pete Maravich vs. Georgia, Dec. 21, 1968
- 47 - Pete Maravich vs. Florida, Feb. 10, 1968
- 46 - Chris Jackson vs. Vanderbilt, Feb. 18, 1990
- 46 - Pete Maravich vs. Auburn, Feb. 16, 1970
- 46 - Pete Maravich vs. Oregon State, Dec. 22, 1969
- 46 - Pete Maravich vs. Tulane, Dec. 13, 1969
- 46 - Pete Maravich vs. Auburn, Jan. 11, 1969
- 46 - Pete Maravich vs. Ole Miss, Dec. 19, 1967
- 45 - Chris Jackson vs. Georgia, Jan. 24, 1990
- 45 - Pete Maravich vs. Loyola, Dec. 9, 1969
- 45 - Pete Maravich vs. Kentucky, Feb. 22, 1969
- 45 - Pete Maravich vs. Wyoming, Dec. 26, 1968
- 45 - Pete Maravich vs. Florida, Dec. 18, 1968
- 44 - Kenny Higgs vs. Duke, Dec. 20, 1974
- 44 - Pete Maravich vs. Auburn, Jan. 10, 1970
- 44 - Pete Maravich vs. Kentucky, Feb. 3, 1968
- 43 - Shaquille O'Neal vs. Northern Arizona, Dec. 28, 1991



Chris Jackson

4 - 50 point games
 7 - 40 point games
 16 - 30 point games

- 43 - Pete Maravich vs. Oregon State, Dec. 4, 1969
- 42 - Al Sanders vs. Auburn, Feb. 14, 1972
- 42 - Pete Maravich vs. Alabama, Jan. 4, 1969
- 42 - Pete Maravich vs. Vanderbilt, March 4, 1968
- 42 - Pete Maravich vs. Florida State, Dec. 16, 1967
- 42 - Pete Maravich vs. Wisconsin, Dec. 15, 1967
- 42 - Pete Maravich vs. Texas, Dec. 4, 1967
- 41 - Chris Jackson vs. Kentucky, Feb. 15, 1990
- 41 - Pete Maravich vs. Georgia, March 7, 1970
- 40 - Ronnie Henderson vs. Alabama, Feb. 11, 1995
- 40 - Chris Jackson vs. Mississippi State, Jan. 4, 1990
- 40 - Durand Macklin vs. Tennessee, Jan. 15, 1977
- 40 - Pete Maravich vs. Pittsburgh, Jan. 31, 1969
- 40 - Pete Maravich vs. Oklahoma City, Dec. 28, 1968
- 40 - Pete Maravich vs. Ole Miss, Feb. 24, 1968

30-Point Club (133 by 33 players since 1967)

- 39 - Al Sanders vs. Loyola, Dec. 1, 1970
- 38 - Marcus Thornton vs. Miss. State, March 8, 2008
- 38 - Marcus Thornton vs. Auburn, Jan. 30, 2008
- 38 - Shaquille O'Neal vs. Ole Miss, Feb. 20, 1991
- 38 - Shaquille O'Neal vs. Georgia, Feb. 8, 1991
- 38 - Chris Jackson vs. Vanderbilt, Feb. 18, 1989
- 38 - Kenny Higgs vs. Tennessee, March 1, 1975
- 38 - Pete Maravich vs. Vanderbilt, Feb. 14, 1970
- 38 - Pete Maravich vs. Florida, Feb. 11, 1970
- 38 - Pete Maravich vs. UCLA, Dec. 23, 1969
- 38 - Pete Maravich vs. Alabama, Feb. 8, 1969
- 38 - Pete Maravich vs. Vanderbilt, Jan. 9, 1969
- 38 - Pete Maravich vs. Clemson, Dec. 7, 1968
- 37 - Chris Jackson vs. Ole Miss, March 3, 1990
- 37 - Chris Jackson vs. Southern Miss, Nov. 15, 1989
- 37 - Chris Jackson vs. Tennessee, March 10, 1989
- 37 - Ricky Blanton vs. Tennessee-Martin, Dec. 20, 1988
- 37 - Bill Newton vs. Georgetown, Jan. 6, 1972
- 37 - Al Sanders vs. Ole Miss, Jan. 30, 1971
- 37 - Pete Maravich vs. Georgia, Feb. 18, 1970
- 36 - Marcus Thornton vs. Georgia, March 2, 2008
- 36 - Ronnie Henderson vs. Oklahoma State, Dec. 20, 1994
- 36 - Ronnie Henderson vs. Kentucky, Feb. 15, 1994
- 36 - Shaquille O'Neal vs. Indiana, March 21, 1992
- 36 - Shaquille O'Neal vs. Alabama, Feb. 17, 1991
- 36 - Glenn Hansen vs. Florida, Feb. 8, 1975
- 35 - Maurice Carter vs. Arkansas, Jan. 2, 1999
- 35 - Duane Spencer vs. Alabama, Feb. 15, 1997
- 35 - Chris Jackson vs. UNLV, Jan. 28, 1990
- 35 - Glenn Hansen vs. Auburn, Jan. 25, 1975
- 35 - Glenn Hansen vs. Vanderbilt, Feb. 11, 1974
- 35 - Bill Newton vs. Loyola, Jan. 8, 1972
- 35 - Pete Maravich vs. Ole Miss, Feb. 28, 1970
- 35 - Pete Maravich vs. Vanderbilt, Feb. 17, 1969
- 34 - Ronnie Henderson vs. Maryland-Baltimore County, Dec. 30, 1994
- 34 - Roman Rubchenko vs. Georgia State, Dec. 28, 1994
- 34 - Ronnie Henderson vs. Troy State, Dec. 6, 1994
- 34 - Roman Rubchenko vs. George Mason, Dec. 3, 1994
- 34 - Shaquille O'Neal vs. Georgia, Jan. 7, 1991
- 34 - Shaquille O'Neal vs. Vanderbilt, Jan. 2, 1991
- 34 - Chris Jackson vs. Loyola Marymount, Feb. 3, 1990
- 34 - Chris Jackson vs. Kentucky, Feb. 15, 1989
- 34 - Chris Jackson vs. Vanderbilt, Jan. 18, 1989
- 34 - Ricky Blanton vs. Chaminade, Dec. 29, 1988
- 34 - DeWayne Scales vs. Montana State, Dec. 18, 1987
- 34 - Kenny Higgs vs. Mississippi State, Jan. 2, 1978
- 34 - Pete Maravich vs. Yale, Dec. 30, 1969

- INTRO
- 100 YEARS
- THIS IS LSU
- TIGERS
- COACHES
- REVIEW
- PREVIEW
- RECORDS**
- HISTORY
- LSU
- MEDIA

60-50-40-30 Point Club

- INTRO
- 100 YEARS
- THIS IS LSU
- TIGERS
- COACHES
- REVIEW
- PREVIEW
- RECORDS**
- HISTORY
- LSU
- MEDIA

- 34 – Pete Maravich vs. Mississippi State, Feb. 19, 1968
- 33 – Stromile Swift vs. Wyoming, Nov. 27, 1999
- 33 – Roger Washington vs. Louisville, Dec. 7, 1996
- 33 – Ronnie Henderson vs. Georgia, Feb. 18, 1995
- 33 – Clarence Ceasar vs. Arkansas, March 2, 1994
- 33 – Shaquille O’Neal vs. Tennessee, Feb. 23, 1991
- 33 – Shaquille O’Neal vs. Kentucky, Feb. 5, 1991
- 33 – Chris Jackson vs. Tennessee, Jan. 8, 1990
- 33 – Chris Jackson vs. UTEP March 17, 1989
- 33 – Chris Jackson vs. Auburn, Jan. 7, 1989
- 33 – Jose Vargas vs. Florida, Dec. 16, 1986
- 33 – Howard Carter vs. Auburn, Jan. 21, 1981
- 33 – DeWayne Scales vs. Boston, Dec. 28, 1979
- 33 – Kenny Higgs vs. Tennessee, Jan. 26, 1976
- 33 – Glenn Hansen vs. Tennessee, Jan. 27, 1975
- 33 – Pete Maravich vs. Mississippi State, Feb. 3, 1969
- 33 – Pete Maravich vs. Clemson, Jan. 24, 1968
- 32 – Darrel Mitchell vs. Ohio State, Jan. 15, 2005
- 32 – Ronnie Henderson vs. Auburn, Feb. 25, 1995
- 32 – Shaquille O’Neal vs. Ole Miss, Jan. 19, 1991
- 32 – Chris Jackson vs. Kansas, Nov. 17, 1989
- 32 – DeWayne Scales vs. Ole Miss, Feb. 21, 1980
- 32 – Durand Macklin vs. Delaware, Dec. 29, 1979
- 32 – Kenny Higgs vs. Kentucky, Feb. 2, 1976
- 32 – Kenny Higgs vs. Tulane, Dec. 3, 1975
- 32 – Glenn Hansen vs. Auburn, Feb. 24, 1975
- 32 – Eddie Palubinskas vs. Florida, Feb. 9, 1974
- 32 – Eddie Palubinskas vs. Memphis State, Dec. 5, 1972
- 32 – Pete Maravich vs. Florida, Jan. 6, 1968
- 31 – Duane Spencer vs. North Carolina A&T, Nov. 30, 1996
- 31 – Ronnie Henderson vs. Ole Miss, Feb. 3, 1996
- 31 – Ronnie Henderson vs. Nicholls State, Jan. 23, 1996
- 31 – Ronnie Henderson vs. Alabama, Jan. 6, 1996
- 31 – Shaquille O’Neal vs. Mississippi State, March 7, 1992
- 31 – Shaquille O’Neal vs. Florida, Jan. 26, 1991
- 31 – Mike Hansen vs. Tennessee, Jan. 22, 1991
- 31 – Chris Jackson vs. Georgia, Feb. 25, 1990
- 31 – Maurice Williamson vs. Vanderbilt, Feb. 18, 1990
- 31 – Ricky Blanton vs. Auburn, Jan. 7, 1989
- 31 – Ricky Blanton vs. Southern, Dec. 5, 1987
- 31 – Anthony Wilson vs. Georgia, March 7, 1987
- 31 – Don Redden vs. Hawaii Pacific, Dec. 1, 1985
- 31 – Don Redden vs. Mississippi State, Feb. 20, 1984
- 31 – Durand Macklin vs. Lamar, March 14, 1981
- 31 – Durand Macklin vs. Alcorn State, March 8, 1980
- 31 – DeWayne Scales vs. Georgia, Feb. 9, 1980
- 31 – Kenny Higgs vs. Auburn, Feb. 20, 1978
- 31 – Glenn Hansen vs. Tennessee, March 1, 1975
- 31 – Bill Newton vs. Kentucky, Feb. 26, 1972
- 31 – Pete Maravich vs. Ole Miss, Feb. 1, 1969
- 30 – Brandon Bass vs. Louisiana-Lafayette, Nov. 21, 2004
- 30 -- Jaime Lloreda vs. McNeese State, Nov. 24, 2003
- 30 – Ronald Dupree at Arkansas, Feb. 16, 2002
- 30 – Collis Temple III at Tennessee, March 3, 2001
- 30 – Jabari Smith vs. Alabama, Feb. 10, 1999
- 30 – Ronnie Henderson vs. Georgia, Feb. 7, 1996
- 30 – Ronnie Henderson vs. Auburn, Jan. 21, 1996
- 30 – Ronnie Henderson vs. Ole Miss, Feb. 15, 1995
- 30 – Jamie Brandon vs. Auburn, Jan. 8, 1994
- 30 – Maurice Williamson vs. BYU, March 19, 1992
- 30 – Shaquille O’Neal vs. Auburn, Feb. 22, 1992
- 30 – Shaquille O’Neal vs. Tennessee, Jan. 29, 1992
- 30 – Chris Jackson vs. Alabama, Jan. 21, 1989
- 30 – Chris Jackson vs. Maryland, Jan. 2, 1989
- 30 – Chris Jackson vs. Morehead State, Dec. 28, 1988
- 30 – Ricky Blanton vs. Vanderbilt, March 11, 1988



Marcus Thornton scored 38 points at Mississippi State on March 8, 2008, the last time an LSU player topped 30 points in a game.

- 30 – Jose Vargas vs. Oklahoma, Jan. 11, 1988
- 30 – Ricky Blanton vs. Northern Iowa, Dec. 28, 1987
- 30 – Jose Vargas vs. Southwest Texas, Dec. 22, 1987
- 30 – Durand Macklin vs. Vanderbilt, Jan. 30, 1980
- 30 – Durand Macklin vs. Vanderbilt, Jan. 2, 1980
- 30 – Al Green vs. Tulane, Dec. 9, 1978
- 30 – Durand Macklin vs. Georgia, Feb. 4, 1978
- 30 – Durand Macklin vs. Vanderbilt, Jan. 16, 1978
- 30 – Kenny Higgs vs. Auburn, Feb. 26, 1977
- 30 – Kenny Higgs vs. California, Nov. 29, 1975
- 30 – Glenn Hansen vs. Kentucky, Jan. 5, 1974
- 30 – Eddie Palubinskas vs. Nevada-Reno, Dec. 3, 1973
- 30 – Al Sanders vs. Ole Miss, March 4, 1972
- 30 – Bill Newton vs. Vanderbilt, Feb. 13, 1971
- 30 – Al Sanders vs. Florida, Feb. 10, 1971
- 30 – Bill Newton vs. Utah State, Dec. 27, 1970
- 30 – Pete Maravich vs. Tennessee, Feb. 23, 1970
- 30 – Pete Maravich vs. Alabama, Dec. 30, 1967
- 30 – Danny Hester vs. Georgetown March 15, 1970

- INTRO
- 100 YEARS
- THIS IS LSU
- TIGERS
- COACHES
- REVIEW
- PREVIEW
- RECORDS**
- HISTORY
- LSU
- MEDIA

NCAA Career Scoring Leaders (AVERAGE)

PLAYER, TEAM	YEARS	G	FG	FT	PTS.	AVG.
Pete Maravich, LSU	1968-70	83	1387	893	3667	44.2
Austin Carr, Notre Dame	1969-71	74	1017	526	2560	34.6
Oscar Robinson, Cincinnati	1958-60	88	1052	869	2973	33.8
Calvin Murphy, Niagara	1968-70	77	947	654	2548	33.1
Dwight Lamar, SW La.	1971-73	57	768	326	1862	32.7

NCAA Career Points Leaders

PLAYER, TEAM	LAST YEAR	G	PTS.
Pete Maravich, LSU	1970	83	3667
Freeman Williams, Portland State	1978	106	3249
Lionel Simmons, LaSalle	1990	131	3217
Alphonso Ford, Miss. Valley	1993	109	3165
Harry Kelly, Texas Southern	1983	110	3066

NCAA Most Points in a Season

PLAYER, TEAM	YEAR	G	FG	FT	PTS.	PTS.
Pete Maravich, LSU	1970	31	522	337	1381	1381
Elvin Hayes, Houston	1968	33	519	176	1214	1214
Frank Selvy, Furman	1954	29	427	355	1209	1209
Pete Maravich, LSU	1969	26	433	282	1148	1148
Pete Maravich, LSU	1968	26	432	274	1138	1138

NCAA Season Scoring Highs (AVERAGE)

PLAYER, TEAM	YEAR	G	FG	FT	PTS.	AVG.
Pete Maravich, LSU	1970	31	522	337	1381	44.5
Pete Maravich, LSU	1969	26	433	282	1148	44.2
Pete Maravich, LSU	1968	26	432	274	1138	43.8
Frank Selvy, Furman	1954	29	427	355	1209	41.7

NCAA Season Scoring Highs By Class (AVERAGE)

CLASS	PLAYER, TEAM	YEAR	G	FG	FT	PTS.	AVG.
Senior	Pete Maravich, LSU	1970	31	522	337	1381	44.5
Junior	Pete Maravich, LSU	1969	26	433	282	1148	44.2
Soph.	Pete Maravich, LSU	1968	26	432	274	1138	43.8
Fresh.	Chris Jackson, LSU	1989	32	359	163	965	30.2

SEC Scoring

YEAR	NAME	GMS.	PTS.	AVG.
1933	Sparky Wade	20	193	9.7
1934	Sparky Wade	17	211	12.4
1936	Arnold Bryan	15	209	13.9
1937	Arnold Bryan	20	287	14.4
1939	Charles Bozeman	15	178	11.9
1952	Bob Pettit	24	612	25.5
1953	Bob Pettit	23	573	24.9
1954	Bob Pettit	25	785	31.4
1968	Pete Maravich	26	1138	43.8
1969	Pete Maravich	26	1148	44.2
1970	Pete Maravich	32	1381	44.5
1989	Chris Jackson	32	965	30.2
1990	Chris Jackson	32	889	27.8
1991	Shaquille O'Neal	28	774	27.6
1995	Ronnie Henderson	27	630	23.3
1996	Ronnie Henderson	23	502	21.8
2001	Ronald Dupree	29	503	17.3
2006	Glen Davis	36	669	18.6

SEC Rebounding

YEAR	NAME	GMS.	REB.	AVG.
1970	Al Sanders	32	474	14.8
1971	Al Sanders	24	369	14.7
1986	John Williams	37	313	8.5
1990	Shaquille O'Neal	32	385	12.0
1991	Shaquille O'Neal	28	411	14.7
1992	Shaquille O'Neal	30	421	14.0
1993	Geert Hammink	32	325	10.2
2004	Jaime Lloreda	22	256	11.6
2006	Glen Davis	36	350	9.7
2007	Glen Davis	29	303	10.4

SEC Field Goal Percentage

YEAR	NAME	GMS.	FGM	FGA	PCT.
1968	Ralph Jukkola	26	125	196	63.7
1969	Dave Ramsden	26	112	166	67.5
1971	Al Sanders	25	209	355	58.8
1972	Al Sanders	26	171	287	59.6
1991	Shaquille O'Neal	28	312	497	62.8
1992	Shaquille O'Neal	30	294	478	61.5
2000	Stromile Swift	34	208	342	60.8
2005	Brandon Bass	30	181	319	56.7

SEC Three-Point Field Goals Per Game

YEAR	NAME	GMS.	MADE	AVG.
1987	Anthony Wilson	38	95	2.5

SEC Free Throw Percentage

YEAR	NAME	GMS.	FTM	FTA	PCT.
1966	Kenny Drost	26	75	82	90.2
1973	Ed Palubinskas	24	137	153	89.5
1986	Derrick Taylor	38	81	92	88.0
1989	Chris Jackson	32	163	200	81.5
1990	Chris Jackson	32	191	210	91.0

SEC Assists

YEAR	NAME	GMS.	NO.	AVG.
1970	Pete Maravich	31	192	6.3
1977	Kenny Higgs	27	239	8.9
1991	T. J. Pugh	30	196	6.5

SEC Blocks

YEAR	NAME	GMS.	NO.	AVG.
1990	Shaquille O'Neal	32	115	3.6
1991	Shaquille O'Neal	28	140	5.0
1992	Shaquille O'Neal	30	157	5.2
2006	Tyrus Thomas	36	99	3.1

SEC Steals

YEAR	NAME	GMS.	NO.	AVG.
1984	Jerry Reynolds	29	81	2.8
1986	Derrick Taylor	38	84	2.2
1987	Darryl Joe	39	93	2.4
1991	Shawn Griggs	29	81	2.8
1994	Clarence Ceasar	27	80	3.0
1995	Clarence Ceasar	22	66	3.0



INTRO

100 YEARS

THIS IS LSU

TIGERS

COACHES

REVIEW

PREVIEW

RECORDS

HISTORY

LSU

MEDIA

Team Single Game

MOST POINTS SCORED

99 - vs. Tennessee, 3-13-92, Birmingham, Ala.
 95 - vs. Florida, 2-28-80, Birmingham, Ala.
 92 - vs. Vanderbilt, 3-10-06, Nashville, Tenn.
 89 - vs. Auburn, 3-11-05, Atlanta, Ga.
 89 - vs. Georgia, 3-7-87, Atlanta, Ga.
 89 - vs. Ole Miss, 3-12-93, Lexington, Ky.

MOST POINTS ALLOWED

97 - by Florida, 3-4-99, Atlanta, Ga.
 95 - by Tennessee, 3-10-89, Knoxville, Tenn.
 92 - by Auburn, 3-8-91, Nashville, Tenn.

FEWEST POINTS SCORED

51 - vs. Mississippi State, 3-9-02, Atlanta, Ga.
 52 - vs. Ole Miss, 3-4-82, Lexington, Ky.
 54 - vs. Georgia, 3-6-97, Memphis, Tenn.

FEWEST POINTS ALLOWED

54 - by Mississippi State, 3-5-87, Atlanta, Ga.
 56 - by Arkansas, 3-13-03, New Orleans, La.
 57 - by Mississippi State, 3-9-02, Atlanta, Ga.

FIELD GOAL ATTEMPTS

80 - vs. Georgia, 3-10-94, Memphis, Tenn.
 80 - vs. Tennessee, 3-10-89, Knoxville, Tenn.
 79 - vs. Kentucky, 3-2-79, Birmingham, Ala.

FIELD GOALS MADE

39 - vs. Florida, 2-28-80, Birmingham, Ala.
 33 - three occasions

FIELD GOAL PERCENTAGE

.609 - vs. Florida, 2-28-80, Birmingham, Ala.
 .596 - vs. Ole Miss, 3-12-93, Lexington, Ky.
 .567 - vs. Vanderbilt, 3-10-06, Nashville, Tenn.

FREE THROW ATTEMPTS

42 - vs. Georgia, 3-7-87, Atlanta, Ga.
 42 - vs. Tennessee, 3-13-92, Birmingham, Ala.
 39 - vs. Florida, 3-5-81, Birmingham, Ala.

FREE THROWS MADE

31 - vs. Tennessee, 3-13-92, Birmingham, Ala.
 29 - vs. Georgia, 3-7-87, Atlanta, Ga.
 28 - vs. Vanderbilt, 3-11-88, Baton Rouge, La.

FREE THROW PERCENTAGE

1.000 - vs. Tennessee, 3-11-83, Birmingham, Ala.
 1.000 - vs. Kentucky, 3-7-86, Lexington, Ky.
 .903 - vs. Vanderbilt, 3-11-88, Baton Rouge, La.

THREE-POINT FIELD GOAL ATTEMPTS

30 - vs. Vanderbilt, 3-10-00, Atlanta, Ga.
 29 - vs. Georgia, 3-10-94, Memphis, Tenn.
 26 - vs. S. Carolina, 3-7-96, New Orleans, La.

THREE-POINT FIELD GOALS MADE

10 - vs. Vanderbilt, 3-10-00, Atlanta, Ga.
 10 - vs. Arkansas, 3-13-03, New Orleans, La.
 9 - vs. Kentucky, 3-14-93, Lexington, Ky.

THREE-POINT FIELD GOAL PERCENTAGE

.800 - (4-5) vs. Mississippi State, 3-5-87, Atlanta, Ga.
 .600 - (6-10) vs. Georgia, 3-7-87, Atlanta, Ga.
 .583 - (7-12) vs. Georgia, 3-8-02, Atlanta, Ga.

REBOUNDS

47 - vs. Tennessee, 3-13-92, Birmingham, Ala.
 46 - vs. Florida, 3-6-86, Lexington, Ky.
 45 - three occasions

ASSISTS

22 - vs. Ole Miss, 3-12-93, Lexington, Ky.
 21 - vs. Kentucky, 3-1-80, Birmingham, Ala.
 17 - two occasions

PERSONAL FOULS

31 - vs. Georgia, 3-10-94, Memphis, Tenn.
 29 - vs. Kentucky, 3-2-79, Birmingham, Ala.
 29 - vs. Florida, 3-4-99, Atlanta, Ga.

VICTORY MARGINS

31 - vs. Auburn, 3-11-05, Atlanta, Ga.
 29 - vs. Arkansas, 3-13-03, New Orleans, La.
 19 - vs. Vanderbilt, 3-10-06, Nashville, Tenn.
 19 - vs. Ole Miss, 3-12-93, Lexington, Ky.

DEFEAT MARGINS

24 - vs. Vanderbilt, 3-9-95, Atlanta, Ga.
 22 - vs. Florida, 3-4-99, Atlanta, Ga.
 21 - vs. Georgia, 3-6-97, Memphis, Tenn.
 21 -- vs. South Carolina, 3-12-04, Atlanta, Ga.

Individual Single Game

MOST POINTS

37 - Chris Jackson, vs. Tennessee, 3-10-89, Knoxville, Tenn.
 31 - Anthony Wilson, vs. Georgia, 3-7-87, Atlanta, Ga.
 30 - Ricky Blanton, vs. Vanderbilt, 3-11-88, Baton Rouge, La.

FIELD GOAL ATTEMPTS

36 - Chris Jackson, vs. Tennessee, 3-10-89, Knoxville, Tenn.
 21 - John Williams, vs. Kentucky, 3-7-86, Lexington, Ky.
 20 - three occasions

FIELD GOALS MADE

15 - Chris Jackson, vs. Tennessee, 3-10-89, Knoxville, Tenn.
 13 - DeWayne Scales, vs. Kentucky, 3-1-80, Birmingham, Ala.
 12 - John Williams, vs. Kentucky, 3-7-86, Lexington, Ky.

FIELD GOAL PERCENTAGE (MIN 6 ATTEMPTS)

.875 - (7-8) Collis Temple III, vs. Vanderbilt, 3-10-00, Atlanta, Ga.
 .857 - (6-7) Brad Bridgewater, vs. Georgia, 3-8-02, Atlanta, Ga.
 .833 - (5-6) Shawn Griggs, vs. Auburn, 3-8-91, Nashville, Tenn.
 .833 - (5-6) Greg Cook, vs. Florida, 3-5-81, Birmingham, Ala.

FREE THROWS ATTEMPTED

17 -- Glen Davis, vs. Tennessee, 3-8-07, Atlanta, Ga.
 15 - Nikita Wilson, vs. Georgia, 3-7-87, Atlanta, Ga.
 12 - Antonio Hudson, vs. Georgia, 3-8-02, Atlanta, Ga.
 12 - Leonard Mitchell, vs. Florida, 3-5-81, Birmingham, Ala.

FREE THROWS MADE

14 - Nikita Wilson, vs. Georgia, 3-7-87, Atlanta, Ga.
 13 - Glen Davis, vs. Tennessee, 3-8-07, Atlanta, Ga.
 11 - Antonio Hudson, vs. Georgia, 3-8-02, Atlanta, Ga.

FREE THROW PERCENTAGE (MIN. 8 ATTEMPTS)

1.000 - (10-10) Ricky Blanton, vs. Vanderbilt, 3-11-88, Baton Rouge, La.
 .933 - (14-15) Nikita Wilson, vs. Georgia, 3-7-87, Atlanta, Ga.
 .900 - (9-10) Duane Spencer, vs. South Carolina, 3-7-96, New Orleans, La.

THREE-POINT FIELD GOAL ATTEMPTS

12 - Chris Jackson, vs. Tennessee, 3-10-89, Knoxville, Tenn.
 10 - Darryl Joe, vs. Kentucky, 3-12-88, Baton Rouge, La.
 10 - Maurice Carter, vs. South Carolina, 3-7-96, New Orleans, La.
 10 - Marcus Thornton, vs. South Carolina, 3-13-08, Atlanta, Ga.

THREE-POINT FIELD GOALS MADE

6 - Collis Temple III, vs. Vanderbilt, 3-10-00, Atlanta, Ga.
 5 - Antonio Hudson, vs. Auburn, 3-11-05, Atlanta, Ga.
 5 - Antonio Hudson, vs. South Carolina, 3-12-04, Atlanta, Ga.
 5 - Anthony Wilson, vs. Georgia, 3-7-87, Atlanta, Ga.

THREE-POINT FIELD GOAL PERCENTAGE (MIN. 4 MADE)

.857 - (6-7) Collis Temple III, vs. Vanderbilt, 3-10-00, Atlanta, Ga.
 .833 - (5-6) Anthony Wilson, vs. Georgia, 3-7-87, Atlanta, Ga.
 .800 - (4-5) Justin Anderson, vs. Kentucky, 3-14-92, Birmingham, Ala.

REBOUNDS

20 - John Williams, vs. Florida, 3-6-86, Lexington, Ky.
 16 - Geert Hammink, vs. Kentucky, 3-14-93, Lexington, Ky.
 16 - Shaquille O'Neal, vs. Tennessee, 3-13-92, Birmingham, Ala.

ASSISTS

10 - Greg Cook, vs. Kentucky, 3-1-80, Birmingham, Ala.
 9 - Bernard Woodside, vs. Kentucky, 3-12-88, Baton Rouge, La.
 7 - three occasions

BLOCKS

7 - Shaquille O'Neal, vs. Auburn, 3-9-90, Orlando, Fla.
 5 - Garrett Temple, vs. Tennessee, 3-8-07, Atlanta, Ga.
 4 - Vernel Singleton, vs. Auburn, 3-9-90, Orlando, Fla.
 4 - Jaime Lloreda, vs. Florida, 3-14-03, New Orleans, La.
 4 - Jaime Lloreda, vs. Mississippi State, 3-15-03, New Orleans, La.

STEALS

6 - Vernel Singleton, vs. Tennessee, 3-10-89, Knoxville, Tenn.
 5 - Jermaine Williams, vs. Vanderbilt, 3-7-02, Atlanta, Ga.
 5 - Jamie Brandon, vs. Kentucky, 3-14-92, Birmingham, Ala.
 5 - Darryl Joe, vs. Florida, 3-6-87, Atlanta, Ga.

Team Single Game

MOST POINTS

100 - vs. Lamar, 3-14-81, Austin, Texas
 98 - vs. Alcorn, 3-9-80, Denton, Texas
 96 - vs. Wichita State, 3-22-81, New Orleans, La.

MOST POINTS ALLOWED

94 - by Georgia Tech, 3-17-90, Knoxville, Tenn.
 88 - three occasions

FIELD GOAL ATTEMPTS

78 - vs. Purdue, 3-13-86, Baton Rouge, La.
 77 - vs. Georgia Tech, 3-17-90, Knoxville, Tenn.
 75 - three occasions

FIELD GOALS MADE

45 - vs. Lamar, 3-14-81, Austin, Texas
 41 - vs. Alcorn, 3-9-80, Denton, Texas
 39 - vs. Wichita State, 3-22-81, New Orleans, La.

FIELD GOAL PERCENTAGE

.639 (39-61) vs. Wichita State, 3-22-81, New Orleans, La.
 .608 (45-74) vs. Lamar, 3-14-81, Austin, Texas
 .555 (24-44) vs. Temple, 3-15-87, Rosemont, Ill.

FREE THROW ATTEMPTS

42 - vs. Indiana, 3-17-53, Kansas City, Mo.
 34 - vs. Holy Cross, 3-14-53, Raleigh, N. C.
 28 - vs. Memphis State, 3-15-86, Baton Rouge, La.
 28 - vs. UCLA, 4-1-06, Indianapolis, Ind.

FREE THROW MADE

23 - vs. Indiana, 3-17-53, Kansas City, Mo.
 21 - two occasions

FREE THROW PCT.

.923 (12-13) - vs. Indiana, 3-21-92, Boise, Id.
 .875 (7-8) - vs. UTEP, 3-17-89, Tucson, Ariz.
 .833 (15-18) - vs. Washington, 3-18-53, Kansas City, Mo.

THREE-POINT FIELD GOAL ATTEMPTS

31 - vs. UAB, 3-17-05, Boise, Idaho
 26 - vs. Purdue, 3-21-03, Birmingham, Ala.
 23 - vs. Indiana, 3-21-92, Boise, Idaho

THREE-POINT FIELD GOALS MADE

9 - vs. Georgia Tech, 3-13-87, Rosemont, Ill.
 7 - two occasions

THREE-POINT FIELD GOAL PERCENTAGE

.588 (9-17) - vs. Georgia Tech, 3-13-87, Rosemont, Ill.
 .500 (5-10) - vs. Iona, 3-15-06, Jacksonville, Fla.
 .500 (5-10) - vs. Temple, 3-15-87, Rosemont, Ill.
 .500 (4-8) - vs. Villanova, 3-15-90, Knoxville, Tenn.

REBOUNDS

51 - vs. Georgia Tech, 3-17-90, Knoxville, Tenn.
 47 - vs. Villanova, 3-15-90, Knoxville, Tenn.
 45 - four occasions

ASSISTS

29 - vs. Lamar, 3-14-81, Austin, Texas
 23 - vs. Georgia Tech, 3-13-87, Rosemont, Ill.
 23 - vs. BYU, 3-19-92, Boise, Idaho

PERSONAL FOULS

32 - vs. Louisville, 3-16-80, Houston, Texas
 32 - vs. Navy, 3-15-85, Dayton, Ohio
 30 - vs. Virginia, 3-30-81, Philadelphia, Pa.

VICTORY MARGIN

22 - vs. Lamar, 3-14-81, Austin, Texas
 16 - vs. Iona, 3-15-06, Jacksonville, Fla.
 16 - vs. Arkansas, 3-20-81, New Orleans, La.
 13 - vs. Lebanon Valley, 3-13-53, Raleigh, N.C.

DEFEAT MARGIN

24 - vs. Purdue, 3-21-03, Birmingham, Ala.
 23 - vs. Navy, 3-15-85, Dayton, Ohio
 20 - vs. Louisville, 3-16-80, Houston, Texas
 19 - vs. Washington, 3-18-53, Kansas City

Individual Single Game

MOST POINTS

36 - Bob Pettit, vs. Washington, 3-18-53, Kansas City, Mo.
 36 - Shaquille O'Neal, vs. Indiana, 3-21-92, Boise, Idaho
 31 - Durand Macklin, two occasions

FIELD GOAL ATTEMPTS

22 - three occasions

FIELD GOALS MADE

14 - Bob Pettit, vs. Washington, 3-18-53, Kansas City, Mo.
 13 - three occasions

FIELD GOAL PCT. (Min. 10 attempts)

.800 (8-10) - Brandon Bass, vs. UAB, 3-17-05, Boise, Idaho
 .800 (8-10) - Jordy Hultberg, vs. Louisville, 3-16-80, Houston, Texas
 .800 (8-10) - Nikita Wilson, vs. Temple, 3-5-87, Rosemont, Ill.

FREE THROW ATTEMPTS

13 - Glen Davis, vs. Duke, 3-23-06, Atlanta, Ga.
 12 - Brandon Bass, vs. UAB, 3-17-05, Boise, Idaho
 12 - Shaquille O'Neal vs. Indiana, 3-21-92, Boise, Idaho
 11 - Don Redden vs. Memphis State, 3-15-86, Baton Rouge, La.
 10 - Don Redden vs. Georgia Tech, 3-20-86, Atlanta, Ga.

FREE THROWS MADE

12 - Shaquille O'Neal, vs. Indiana, 3-21-92, Boise, Idaho
 9 - Brandon Bass, vs. UAB, 3-17-05, Boise, Idaho
 9 - Bob Pettit, vs. Indiana, 3-17-53, Kansas City, Mo.
 8 - Bob Pettit, vs. Washington, 3-18-53, Kansas City, Mo.
 8 - Glen Davis, vs. Duke, 3-23-06, Atlanta, Ga.
 8 - Glen Davis, vs. Iona, 3-15-06, Jacksonville, Fla.

FREE THROW PERCENTAGE (Min. 8 attempts)

1.000 (12-12) - Shaquille O'Neal, vs. Indiana, 3-21-92, Boise, Idaho
 .875 (7-8) - Anthony Wilson, vs. Purdue, 3-13-86, Baton Rouge, La.
 .875 (7-8) - John Williams, vs. Memphis State, 3-15-86, Baton Rouge, La.

THREE POINT FIELD GOAL ATTEMPTS

10 - Antonio Hudson, vs. UAB, 3-17-05, Boise, Idaho
 9 - Anthony Wilson, vs. DePaul, 3-20-87; vs. Indiana, 3-22-87, Cincinnati, Ohio
 9 - Darryl Joe, vs. Georgia Tech, 3-13-87, Rosemont, Ill.

THREE-POINT FIELD GOALS MADE

7 - Darryl Joe, vs. Georgia Tech, 3-13-87, Rosemont, Ill.
 3 - Maurice Williamson twice, Anthony Wilson, Jamie Brandon, Torris Bright, Tack Minor, Darrel Mitchell once

THREE-POINT FIELD GOAL PERCENTAGE (Min. 5 attempts)

.778 (7-9) - Darryl Joe, vs. Georgia Tech, 3-13-87, Rosemont, Ill.
 .600 (3-5) - Anthony Wilson, vs. Temple, 3-15-87, Rosemont, Ill.

REBOUNDS

19 - Durand Macklin, vs. Alcorn, 3-9-80, Denton, Texas
 16 - Durand Macklin, vs. Lamar, 3-14-81, Austin, Texas
 16 - Lionel Green, vs. Appalachian State, 3-10-79, Bloomington, Ind.

ASSISTS

12 - Ethan Martin, vs. Lamar, 3-14-81, Austin, Texas
 10 - Ethan Martin, vs. Wichita State, 3-22-81, New Orleans, La.
 9 - Darryl Joe, vs. Georgia Tech, 3-13-87, Rosemont, Ill.

BLOCKS

11 - Shaquille O'Neal, vs. BYU, 3-19-92, Boise, Idaho
 6 - Stromile Swift, vs. Southeast Missouri State, 3-16-00, Salt Lake City, Utah
 6 - Glen Davis, vs. Iona, 3-15-06, Jacksonville, Fla.

STEALS

6 - Clarence Ceasar, vs. BYU, 3-19-92, Boise, Idaho
 5 - Derrick Taylor twice, Darryl Joe once

- INTRO
- 100 YEARS
- THIS IS LSU
- TIGERS
- COACHES
- REVIEW
- PREVIEW
- RECORDS**
- HISTORY
- LSU
- MEDIA



INTRO

100 YEARS

THIS IS LSU

TIGERS

COACHES

REVIEW

PREVIEW

RECORDS

HISTORY

LSU

MEDIA

Team Single Game

MOST POINTS

97 – vs. Oklahoma, 3-17-70, New York City

94 – vs. UNO, 3-16-83, Baton Rouge

79 – vs. Marquette, 3-19-70, New York City

MOST POINTS ALLOWED

101 – by Marquette, 3-19-70, New York City

99 – by UNO, 3-16-83, Baton Rouge

94 – by Oklahoma, 3-17-70, New York City

FIELD GOAL ATTEMPTS

80 – vs. Tulane, 3-12-82, Baton Rouge

74 – vs. UNO, 3-16-83, Baton Rouge

66 – vs. Oklahoma, 3-17-70, New York City

FIELD GOALS MADE

38 – vs. UNO, 3-16-83, Baton Rouge

34 – vs. Oklahoma, 3-17-70, New York City

31 – vs. Tulane, 3-12-82, Baton Rouge

FIELD GOAL PERCENTAGE

.515 (34-66) – vs. Oklahoma, 3-17-70, New York City

.514 (38-74) – vs. UNO, 3-16-83, Baton Rouge

48.4 (30-62) – vs. Georgetown, 3-15-70, New York City

FREE THROW ATTEMPTS

37 – vs. Georgetown, 3-15-70, New York City

37 – vs. Oklahoma, 3-17-70, New York City

36 – vs. Marquette, 3-19-70, New York City

FREE THROWS MADE

29 – vs. Oklahoma, 3-17-70, New York City

27 – vs. Marquette, 3-19-70, New York City

23 – vs. Georgetown, 3-15-70, New York City

FREE THROW PERCENTAGE

.846 (22-26) vs. Army, 3-20-70, New York City

.833 (10-12) vs. Tulane, 3-12-82, Baton Rouge

.783 (29-37) vs. Oklahoma, 3-17-70, New York City

THREE-POINT FIELD GOAL ATTEMPTS

21 – vs. Oklahoma, 3-17-04, Norman

17 – vs. Ball State, 3-19-02, Baton Rouge

14 – vs. Iowa, 3-13-02, Iowa City

THREE-POINT FIELD GOALS MADE

7 -- vs. Oklahoma, 3-17-04, Norman

4 – vs. Iowa, 3-13-02, Iowa City

4 – vs. Ball State, 3-19-02, Baton Rouge

THREE-POINT FIELD GOAL PERCENTAGE

.333 (7-21) -- vs. Oklahoma, 3-17-04, Norman

.286 (4-14) – vs. Iowa, 3-13-02, Iowa City

.235 (4-17) – vs. Ball State, 3-19-02, Baton Rouge

REBOUNDS

60 – vs. Oklahoma, 3-17-70, New York City

56 – vs. Georgetown, 3-15-70, New York City

51 – vs. Army, 3-20-70, New York City

ASSISTS

19 – vs. UNO, 3-16-83, Baton Rouge

15 – vs. Ball State, 3-19-02, Baton Rouge

11 – vs. Iowa, 3-13-02, Baton Rouge

PERSONAL FOULS

31 – vs. Tulane, 3-12-82, Baton Rouge

30 – vs. Marquette, 3-19-70, New York City

28 – vs. UNO, 3-16-83, Baton Rouge

VICTORY MARGIN

3 – vs. Oklahoma, 3-17-70, New York City

2 – vs. Iowa, 3-13-02, Iowa City

1 – vs. Georgetown, 3-15-70, New York City

DEFEAT MARGIN

22 – vs. Marquette, 3-19-70, New York City

11 – vs. Tulane, 3-12-82, Baton Rouge

10 – vs. Ball State, 3-19-02, Baton Rouge

Individual Single Game

MOST POINTS

37 – Pete Maravich, vs. Oklahoma, 3-17-70, New York City

30 – Danny Hester, vs. Georgetown, 3-15-70, New York City

25 – Torris Bright, vs. Ball State, 3-19-02, Baton Rouge

FIELD GOAL ATTEMPTS

33 – Pete Maravich vs. Oklahoma, 3-17-70, New York City

20 – Howard Carter vs. UNO, 3-16-83, Baton Rouge

18 – three times

FIELD GOALS MADE

14 – Pete Maravich vs. Oklahoma, 3-17-70, New York City

12 – Danny Hester, vs. Georgetown, 3-15-70, New York City

10 – Johnny Jones vs. Tulane, 3-12-82, Baton Rouge

FREE THROW ATTEMPTS

16 – Pete Maravich vs. Marquette, 3-19-70, New York City

13 – Pete Maravich vs. Oklahoma, 3-17-70, New York City

12 – twice

FREE THROWS MADE

12 – Pete Maravich vs. Marquette, 3-19-70, New York City

9 – Pete Maravich vs. Oklahoma, 3-17-70, New York City

8 – three times

FREE THROW PERCENTAGE (Min. 8 attempts)

100.0 (8-8) – Jermaine Williams, vs. Iowa, 3-13-02, Iowa City

100.0 (8-8) – Torris Bright vs. Ball State, 3-19-02, Baton Rouge

THREE-POINT FIELD GOAL ATTEMPTS

9 – Torris Bright, vs. Ball State, 3-19-02, Baton Rouge

7 – Antonio Hudson, vs. Oklahoma, 3-17-04, Norman

7 – Torris Bright, vs. Iowa, 3-13-02, Iowa City

5 – Antonio Hudson, vs. Ball State, 3-19-02, Baton Rouge

THREE-POINT FIELD GOALS MADE

3 – Tack Minor, vs. Oklahoma, 3-17-04, Norman

3 – Torris Bright, vs. Iowa, 3-13-02, Iowa City

3 – Torris Bright, vs. Ball State, 3-19-02, Baton Rouge

THREE-POINT FIELD GOAL PERCENTAGE (Min. 5 attempts)

.429 (3-7) – Torris Bright, vs. Iowa, 3-13-02, Iowa City

.333 (2-6) – Darrel Mitchell, vs. Oklahoma, 3-17-04, Norman

.333 (3-9) – Torris Bright, vs. Ball State, 3-19-02, Baton Rouge

REBOUNDS

19 – Apple Sanders, vs. Oklahoma, 3-17-70, New York City

17 – Apple Sanders, vs. Georgetown, 3-15-70, New York City

14 – Bill Newton, vs. Oklahoma, 3-17-70, New York City

ASSISTS

9 – Pete Maravich vs. Oklahoma, 3-17-70, New York City

8 – Jermaine Williams vs. Ball State, 3-19-02, Baton Rouge

7 – John Tudor vs. UNO, 3-16-83, Baton Rouge

BLOCKS

2 – Ronald Dupree, vs. Ball State, 3-19-02, Baton Rouge

STEALS

6 – Jerry Reynolds, vs. UNO, 3-16-83, Baton Rouge

6 – Johnny Jones, vs. UNO, 3-16-83, Baton Rouge

4 – Jermaine Williams, vs. Ball State, 3-19-02, Baton Rouge

SEASON	OVERALL			CONFERENCE			COACH
	W	L	PCT.	W	L	PCT.	
1908-09	5	2	.714	2	0	1.000	E. R. Wingard
1909-10	3	1	.750	2	0	1.000	J. W. Mayhew
1910-11	8	3	.727	0	1	.000	J. W. Mayhew
1911-12	4	6	.400	2	3	.400	F. M. Long
1912-13	2	3	.400	1	3	.250	F. M. Long
1913-14	7	5	.538	0	4	.000	Dr. C. C. Stroud
1914-15	10	1	.909	3	1	.750	Dr. C. C. Stroud
1915-16	14	10	.583	6	7	.462	Dr. C. C. Stroud
1916-17	20	2	.909	11	0	1.000	Dr. C. C. Stroud
1917-18	12	1	.923	3	0	1.000	Dr. C. C. Stroud
1918-19	1	0	1.000	0	0	.000	R. E. Edmonds
1919-20	19	2	.905	8	2	.800	Dr. C. C. Stroud
1920-21	19	4	.826	5	2	.714	Branch Bocock
1921-22	15	1	.938	3	1	.750	Tad Gormley
1922-23	10	10	.500	0	7	.000	Tad Gormley
1923-24	8	12	.400	0	7	.000	"Moon" Ducote
1924-25	10	7	.588	1	5	.167	"Gob" Wilson
1925-26	9	9	.500	4	5	.444	Harry Rabenhorst
1926-27	7	9	.438	3	5	.375	Harry Rabenhorst
1927-28	14	4	.778	8	4	.667	Harry Rabenhorst
1928-29	8	13	.381	5	10	.333	Harry Rabenhorst
1929-30	10	11	.476	6	8	.429	Harry Rabenhorst
1930-31	7	8	.467	4	5	.444	Harry Rabenhorst
1931-32	11	9	.550	9	9	.500	Harry Rabenhorst
1932-33	15	8	.652	13	7	.650	Harry Rabenhorst
1933-34	13	4	.765	13	3	.813	Harry Rabenhorst
1934-35	14	1	.933	12	0	1.000	Harry Rabenhorst
1935-36	10	10	.500	9	6	.600	Harry Rabenhorst
1936-37	13	7	.650	7	6	.539	Harry Rabenhorst
1937-38	10	10	.500	7	6	.539	Harry Rabenhorst
1938-39	13	7	.650	10	5	.667	Harry Rabenhorst
1939-40	10	8	.556	8	4	.667	Harry Rabenhorst
1940-41	9	9	.500	7	5	.583	Harry Rabenhorst
1941-42	8	7	.533	8	3	.727	Harry Rabenhorst
1942-43	18	4	.818	11	2	.846	Dale Morey
1943-44	10	15	.400	0	4	.000	Dale Morey
1944-45	15	9	.625	3	3	.500	Fatherree-Swanson
1945-46	18	3	.857	8	0	1.000	Harry Rabenhorst
1946-47	17	4	.810	9	2	.818	Harry Rabenhorst
1947-48	8	18	.308	4	10	.286	Harry Rabenhorst
1948-49	15	10	.600	7	6	.539	Harry Rabenhorst
1949-50	13	12	.520	5	8	.385	Harry Rabenhorst
1950-51	10	14	.417	6	8	.429	Harry Rabenhorst
1951-52	17	7	.708	9	5	.643	Harry Rabenhorst
1952-53	22	3	.880	13	0	1.000	Harry Rabenhorst
1953-54	20	5	.800	14	0	1.000	Harry Rabenhorst
1954-55	6	18	.250	3	11	.214	Harry Rabenhorst
1955-56	7	17	.292	5	9	.357	Harry Rabenhorst
1956-57	6	19	.240	1	13	.071	Harry Rabenhorst
1957-58	7	18	.280	3	11	.214	Jay McCreary
1958-59	10	15	.400	2	12	.142	Jay McCreary
1959-60	5	18	.217	3	11	.214	Jay McCreary
1960-61	11	14	.440	6	8	.429	Jay McCreary
1961-62	13	11	.541	7	7	.500	Jay McCreary
1962-63	12	12	.500	5	9	.357	Jay McCreary
1963-64	12	13	.480	8	6	.571	Jay McCreary
1964-65	12	14	.462	7	9	.438	Jay McCreary
1965-66	6	20	.231	2	14	.125	Frank Truitt
1966-67	3	23	.115	1	17	.056	Press Maravich
1967-68	14	12	.538	8	10	.444	Press Maravich
1968-69	13	13	.500	7	11	.389	Press Maravich
1969-70	22	10	.688	13	5	.722	Press Maravich
1970-71	14	12	.538	10	8	.556	Press Maravich
1971-72	10	16	.385	6	12	.333	Press Maravich
1972-73	14	10	.583	9	9	.500	Dale Brown
1973-74	12	14	.462	6	12	.333	Dale Brown
1974-75	10	16	.385	6	12	.333	Dale Brown
1975-76	12	14	.462	5	13	.278	Dale Brown
1976-77	15	12	.556	8	10	.444	Dale Brown
1977-78	18	9	.667	12	6	.667	Dale Brown
1978-79	23	6	.793	14	4	.778	Dale Brown
1979-80	26	6	.813	14	4	.778	Dale Brown
1980-81	31	5	.861	17	1	.944	Dale Brown
1981-82	14	14	.500	11	7	.611	Dale Brown
1982-83	19	13	.594	10	8	.556	Dale Brown
1983-84	18	11	.621	11	7	.611	Dale Brown
1984-85	19	10	.655	13	5	.722	Dale Brown

Milestones

1st win	Jan. 30, 1909, vs. Dixon Academy (35-20) at Covington, La.
50th win	1916 vs. Ole Miss (55-29) at Baton Rouge
100th win	Feb. 12, 1920, vs. Mercer (33-22) at Macon, Ga.
200th win	Jan. 14, 1929, vs. Louisiana College (32-31) at Pineville, La.
300th win	Jan. 8, 1938, vs. Rice (58-39) at Baton Rouge
400th win	Feb. 1, 1946, vs. Navy (58-47) at Baton Rouge
500th win	Jan. 19, 1953, vs. Georgia (55-50) at Athens, Ga.
600th win	Dec. 19, 1962, vs. Arkansas (72-70) at Little Rock, Ark.
700th win	Feb. 6, 1971, vs. Alabama (107-78) at Baton Rouge
800th win	Dec. 9, 1978, vs. Tulane (98-88) at New Orleans, La.
900th win	Jan. 17, 1983, vs. UNC Wilmington (70-55) at Baton Rouge
1000th win	Jan. 6, 1988, vs. Vanderbilt (51-39) at Nashville, Tenn.
1100th win	Dec. 16, 1992, vs. Campbell (93-71) at Baton Rouge
1200th win	Feb. 5, 2000 vs. Alabama (93-60) at Tuscaloosa, Ala.
1300th win	March 2, 2005 vs. Ole Miss (58-53) at Oxford, Miss.



SEASON	OVERALL			CONFERENCE			COACH
	W	L	PCT.	W	L	PCT.	
1985-86	26	12	.684	9	9	.500	Dale Brown
1986-87	24	15	.615	8	10	.444	Dale Brown
1987-88	16	14	.533	10	8	.555	Dale Brown
1988-89	20	12	.625	11	7	.611	Dale Brown
1989-90	23	9	.719	12	6	.667	Dale Brown
1990-91	20	10	.667	13	5	.722	Dale Brown
1991-92	21	10	.677	12	4	.750	Dale Brown
1992-93	22	11	.667	9	7	.562	Dale Brown
1993-94	11	16	.407	5	11	.312	Dale Brown
1994-95	12	15	.444	6	10	.375	Dale Brown
1995-96	12	17	.414	4	12	.250	Dale Brown
1996-97	10	20	.333	3	13	.187	Dale Brown
1997-98	9	18	.333	2	14	.125	John Brady
1998-99	12	15	.444	4	12	.250	John Brady
1999-00	28	6	.823	12	4	.750	John Brady
2000-01	13	16	.448	2	14	.125	John Brady
2001-02	19	15	.559	6	10	.375	John Brady
2002-03	21	11	.656	8	8	.500	John Brady
2003-04	18	11	.621	8	8	.500	John Brady
2004-05	20	10	.667	12	4	.750	John Brady
2005-06	27	9	.750	14	2	.875	John Brady
2006-07	17	15	.531	5	11	.312	John Brady
2007-08	13	18	.419	6	10	.375	Brady-Pierre
TOTALS	1359	1028	.569	683	662	.508	

INTRO

100 YEARS

THIS IS LSU

TIGERS

COACHES

REVIEW

PREVIEW

RECORDS

HISTORY

LSU

MEDIA



Home-Away-Neutral/Win Streaks

- INTRO
- 100 YEARS
- THIS IS LSU
- TIGERS
- COACHES
- REVIEW
- PREVIEW
- RECORDS
- HISTORY**
- LSU
- MEDIA

SEASON	HOME			AWAY			NEUTRAL		
	WON	LOST	PCT.	WON	LOST	PCT.	WON	LOST	PCT.
1908-09	4	0	1.000	1	2	.333	0	0	.000
1909-10	3	0	1.000	0	1	.000	0	0	.000
1910-11	3	0	1.000	5	3	.625	0	0	.000
1911-12	4	0	1.000	0	6	.000	0	0	.000
1912-13	2	1	.500	0	2	.000	0	0	.000
1913-14	4	2	.667	3	3	.500	0	0	.000
1914-15	8	1	.889	2	0	1.000	0	0	.000
1915-16	11	4	.733	3	6	.333	0	0	.000
1916-17	11	0	1.000	9	2	.818	0	0	.000
1917-18	4	0	1.000	8	1	.889	0	0	.000
1918-19	1	0	1.000	0	0	.000	0	0	.000
1919-20	10	0	1.000	9	2	.818	0	0	.000
1920-21	14	1	.933	5	3	.625	0	0	.000
1921-22	11	1	.917	4	0	1.000	0	0	.000
1922-23	9	6	.600	1	3	.250	0	1	.000
1923-24	4	6	.400	4	6	.400	0	0	.000
1924-25	7	2	.778	3	4	.428	0	1	.000
1925-26	6	4	.600	3	5	.375	0	0	.000
1926-27	6	4	.600	1	5	.167	0	0	.000
1927-28	10	0	1.000	3	3	.500	1	1	.500
1928-29	4	4	.500	4	8	.333	0	1	.000
1929-30	6	2	.750	4	8	.333	0	1	.000
1930-31	4	5	.444	3	2	.600	0	1	.000
1931-32	6	4	.600	5	4	.555	0	1	.000
1932-33	7	1	.875	6	6	.500	2	1	.667
1933-34	10	0	1.000	3	3	.500	0	1	.000
1934-35	11	0	1.000	2	1	.667	1	0	1.000
1935-36	7	3	.700	3	5	.375	0	2	.000
1936-37	9	1	.900	4	5	.444	0	1	.000
1937-38	7	7	.500	3	3	.500	0	0	.000
1938-39	6	2	.750	5	4	.555	2	1	.667
1939-40	4	5	.444	4	2	.667	2	1	.667
1940-41	4	3	.571	5	5	.500	0	1	.000
1941-42	5	4	.556	3	2	.600	0	1	.000
1942-43	5	1	.833	11	3	.785	2	0	1.000
1943-44	5	6	.455	5	9	.357	0	0	.000
1944-45	8	2	.800	6	7	.462	1	0	1.000
1945-46	9	1	.900	6	2	.750	3	0	1.000
1946-47	9	0	1.000	4	3	.571	4	1	.800
1947-48	5	6	.454	2	10	.167	1	2	.333
1948-49	7	2	.778	6	6	.500	2	2	.500
1949-50	9	3	.750	1	9	.100	3	0	1.000
1950-51	5	3	.625	3	9	.333	2	2	.500
1951-52	11	0	1.000	3	7	.300	3	0	1.000
1952-53	10	0	1.000	8	1	.889	4	2	.667
1953-54	13	1	.929	6	0	1.000	1	4	.200
1954-55	5	6	.455	12	0	.077	0	0	.000
1955-56	4	7	.364	2	9	.182	1	1	.500
1956-57	4	8	.333	1	10	.091	1	1	.500
1957-58	4	8	.333	2	8	.200	1	2	.333
1958-59	5	7	.417	2	8	.200	3	0	1.000
1959-60	4	7	.364	1	10	.091	0	1	.000
1960-61	6	3	.667	5	10	.333	0	1	.000
1961-62	8	2	.800	3	6	.333	2	3	.400
1962-63	7	3	.700	4	8	.333	1	1	.500
1963-64	8	2	.800	3	9	.250	1	2	.333
1964-65	7	4	.636	3	8	.273	2	2	.500
1965-66	3	7	.300	3	11	.214	0	2	.000
1966-67	2	10	.167	1	11	.083	0	2	.000
1967-68	9	4	.692	5	7	.416	0	1	.000
1968-69	6	5	.546	5	8	.384	2	0	1.000
1969-70	10	3	.769	9	4	.692	3	3	.500
1970-71	7	4	.636	5	7	.417	2	1	.333
1971-72	8	4	.667	2	11	.154	0	1	.000
1972-73	8	4	.667	5	6	.454	1	0	1.000
1973-74	9	5	.643	3	9	.250	0	0	.000
1974-75	6	6	.500	3	10	.231	1	0	.000
1975-76	10	6	.625	2	8	.200	0	0	.000
1976-77	11	5	.688	4	7	.364	0	0	.000
1977-78	11	4	.730	7	5	.580	0	0	.000
1978-79	13	1	.929	8	3	.727	2	2	.500
1979-80	12	2	.857	9	3	.750	5	1	.833
1980-81	15	0	1.000	10	1	.909	6	4	.600
1981-82	9	5	.642	4	7	.363	1	2	.333
1982-83	11	4	.733	7	7	.500	1	2	.333

Maravich Center Win Streaks

- 23** 15 games 1980-81 season; First 8 games 1981-82 season
- 18** Last 8 games 1983-84 season; First 10 games 1984-85 season
- 18** Last 7 games 1989-90 season; First 11 games 1990-91 season
- 16** Last 4 games 1991-92 season; First 12 games 1992-93 season
- 14** Last game 1977-78 season; First 13 games 1978-79 season
- 14** Last 7 game 1999-00 season; First 7 games 2000-01 season
- 13** Last 6 games 1972-73 season; First 7 games 1973-74 season
- 13** Last 5 games 2002-03 season; First 8 games 2003-04 season
- 13** Last 11 games 2004-05 season; First 2 games 2005-06 season
- 11** Last 2 games 1984-85 season; First 9 games 1985-86 season
- 11** Last game 2000-2001 season; First 10 games 2001-2002 season
- 11** First 11 games of the 2002-03 season
- 11** Final 9 games of the 2005-06 season; First 2 games of 2006-07

Home Winning Streaks (ALL SITES OVERALL)

- 42** Last 3 games 1915-16 season;
11 games 1916-17 season;
4 games 1917-18 season;
1 game 1918-19 season;
10 games 1991-20;
First 13 games 1920-21 season
- 29** Last 6 games 1932-33 season;
10 games 1933-34 season;
11 games 1934-35 season;
First 2 games 1935-36 season
- 25** Last game 1950-51 season;
11 games 1951-52 season;
10 games 1952-53 season;
First 3 games 1953-54 season
- 23** 15 games 1980-81 season;
First 8 games 1981 season

SEASON	HOME			AWAY			NEUTRAL		
	WON	LOST	PCT.	WON	LOST	PCT.	WON	LOST	PCT.
1983-84	12	2	.857	5	7	.416	1	2	.333
1984-85	13	2	.867	6	6	.500	0	2	.000
1985-86	13	3	.813	11	8	.579	2	1	.667
1986-87	10	6	.625	5	7	.417	9	2	.818
1987-88	12	4	.750	4	8	.333	0	2	.000
1988-89	12	5	.705	6	6	.500	2	1	.667
1989-90	17	2	.895	4	5	.444	2	2	.500
1990-91	15	1	.937	5	6	.454	0	3	.000
1991-92	13	4	.765	6	4	.600	2	2	.500
1992-93	15	2	.882	3	6	.333	4	3	.571
1993-94	10	6	.625	2	8	.200	0	1	.000
1994-95	9	7	.562	3	7	.300	0	1	.000
1995-96	11	7	.611	1	7	.125	0	3	.000
1996-97	9	6	.600	0	10	.000	1	4	.250
1997-98	8	8	.500	1	9	.100	0	1	.000
1998-99	12	4	.750	0	10	.100	0	1	.000
1999-00	15	1	.937	5	3	.625	8	2	.800
2000-01	9	7	.562	2	8	.200	2	1	.667
2001-02	12	5	.706	4	7	.364	3	3	.500
2002-03	16	2	.889	2	6	.250	3	3	.500
2003-04	12	3	.800	5	7	.417	1	1	.500
2004-05	14	1	.933	4	6	.400	2	3	.400
2005-06	14	2	.875	7	4	.636	6	3	.667
2006-07	14	4	.778	2	9	.182	1	2	.333
2007-08	9	6	.600	3	9	.250	1	3	.250
TOTALS	845	335	.716	394	577	.406	120	116	.508



SIAA Era

COACH E. R. WINGARD 1 SEASON • 1909 5-2 (.714)

1909 RECORD: 5-2, 0-0

Coach: E. R. Wingard

Date	Opponent	Results
1-30	Dixon Academy (A)	W 35-20
2-6	Miss. State (H)	W 18-12
2-8	Miss. State (H)	W 14-10
2-18	Baton Rouge H. S. (H)	W 36-14
2-26	YMCA (NO) (A)	L 11-27
2-27	YMCA (NO) (A)	L 16-37
3-6	Dixon Academy (H)	W 21-12

COACH J. W. MAYHEW 2 SEASONS • 1910-11 11-4 (.733)

1910 RECORD: 3-1, 2-0

Coach: J. W. Mayhew

Date	Opponent	Results
2-4	Ole Miss (H)	W 39-14
2-5	Ole Miss (H)	W 25-4
2-26	YMCA (NO) (A)	L 11-53
3-5	YMCA (NO) (H)	W 30-17

1911 RECORD: 8-3, 6-1

Coach: J. W. Mayhew

Date	Opponent	Results
1-26	Tulane (H)	W 47-7
1-27	Tulane (H)	W 26-15
2-7	Miss. State (A)	W 33-17
2-8	Miss. State (A)	W 42-12
2-9	Birmingham AC (A)	L 17-45
2-10	Bessemer AC (A)	L 17-37
2-11	Birmingham High (A)	W 23-21
2-11	Birmingham YMCA (A)	W 23-21
2-13	Texas (H)	W 39-10
2-17	Tulane (A)	W 27-25
2-18	Tulane (A)	L 13-15

COACH F. M. LONG 2 SEASONS • 1912-1913 6-9 (.400)

1912 RECORD: 4-6, 2-3

Coach: F. M. Long

Date	Opponent	Results
1-15	Ole Miss (H)	W 27-15
1-16	Ole Miss (H)	W 33-11
2-5	YMCA (NO) (A)	L 24-25
2-6	Miss. State (A)	L 16-22
2-7	Miss. State (A)	L 11-21
2-8	Birmingham AC (A)	L 7-54
2-9	Bessemer AC (A)	L 20-42
2-10	Auburn (A)	L 15-38
2-17	YMCA (NO) (H)	W 23-19
2-25	YMGC (NO) (H)	W 32-6

1913 RECORD: 2-3, 1-3

Coach: F. M. Long

Date	Opponent	Results
2-8	YMGC (NO) (H)	W 39-11
2-14	Tulane (A)	L 13-15
2-15	Tulane (A)	L 20-26
2-28	Tulane (H)	L 15-16
3-1	Tulane (H)	W 13-12

COACH C. C. STROUD 6 SEASONS 1913-1918, 1919-1920 82-21 (.796)

1913-14 RECORD: 7-5, 0-4

Coach: Dr. C. C. Stroud

Date	Opponent	Results
12-19	La. College (A)	W 17-15
12-22	Shreveport AC (A)	W 31-14
12-23	Shreveport AC (A)	W 25-20
1-9	SW Louisiana (H)	W 44-7
1-17	La. College (H)	W 27-24
1-21	Miss. College (H)	W 34-13
1-22	Miss. College (H)	W 29-19
2-13	Tulane (H)	L 14-26
2-14	Tulane (H)	L 7-10
2-19	St. Paul's (Covington)	L 15-35
2-27	Tulane (A)	L 12-25
2-28	Tulane (A)	L 6-13

1914-15 RECORD: 10-1, 3-1

Coach: Dr. C. C. Stroud

Date	Opponent	Results
12-21	Centenary (A)	W 38-17
12-22	Shreveport AC (A)	W 21-20
1-14	SW Louisiana (H)	W 29-6
1-15	SW Louisiana (H)	W 39-16
2-6	YMCA (NO) (H)	W 55-18
2-12	Miss. State (H)	W 24-12
2-13	Miss. State (H)	L 14-15
2-19	Tulane (H)	W 28-17
2-20	Tulane (H)	W 39-19
	YMGC (NO) (H)	W 24-11
	La. College (H)	W 30-4

1915-16 RECORD: 14-10, 6-7

Coach: Dr. C. C. Stroud

Date	Opponent	Results
	Jefferson Col. (H)	W 55-18
	YMCA (NO) (H)	W 42-26
	SW Louisiana (H)	W 44-14
	SW Louisiana (H)	W 69-13

	La. College (H)	W 14-11
	La. College (H)	W 20-19
	NW Louisiana (H)	W 24-23
	Alabama (H)	L 25-39
	Alabama (H)	L 25-44
	Miss. State (A)	W 31-21
	Miss. State (A)	L 17-23
	YMGC (NO) (H)	W 39-22
2-4	Tulane (H)	L 21-24
2-5	Tulane (H)	L 18-22
	Alabama (A)	W 25-18
	Birmingham AC (A)	L 30-39
	Auburn (A)	L 23-24
	Columbus AC (Ga.) (A)	L 21-42
	Atlanta AC (A)	L 16-64
	Ole Miss (H)	W 55-29
2-18	Tulane (A)	L 14-26
2-19	Tulane (A)	W 19-16
	Rice (H)	W 29-21
	Rice (H)	W 25-17

1916-17 RECORD: 20-2, 11-0

Coach: Dr. C. C. Stroud

Date	Opponent	Results
	SW Louisiana (A)	W 33-20
	SW Louisiana (A)	L 13-21
	Shreveport AC (A)	W 19-17
	SW Louisiana (H)	W 50-13
	YMGC (H)	W 54-22
	Texas A&M (H)	W 24-15
	Texas A&M (H)	W 30-14
	Miss. State (H)	W 36-28
	Miss. State (H)	W 38-17
	Shreveport AC (H)	W 39-24
	Alabama (H)	W 34-7
	Millsaps (H)	W 95-6
2-9	Tulane (A)	W 37-20
2-10	Tulane (A)	W 27-18
	YMCA (Mobile) (A)	L 18-37
	Spring Hill (A)	W 34-24
	Auburn (A)	W 37-13
	Birmingham AC (A)	W 37-23
	Alabama (A)	W 38-9
	Millsaps (A)	W 57-11
2-23	Tulane (H)	W 46-27
2-24	Tulane (H)	W 26-20

1917-18 RECORD: 12-1, 3-0

Coach: Dr. C. C. Stroud

Date	Opponent	Results
12-2	NW Louisiana (A)	W 38-25
12-3	Shreveport AC (A)	W 51-20
12-13	Jefferson Col. (H)	W 42-18
1-11	St. Charles (A)	W 61-17
1-11	SW Louisiana (A)	W 36-7
1-18	Auburn (H)	W 43-31
1-19	Auburn (H)	W 34-27
2-1	Navy Res. (NO) (H)	W 64-8
2-6	Miss. College (A)	W 41-24
2-6	Millsaps (A)	W 66-10
2-8	Birmingham AC (A)	L 23-33
2-8	Birmingham AC (A)	W 33-22
2-9	Alabama (A)	W 28-25

COACH R. E. EDMONDS 1 SEASON • 1919 1-0 (.1000)

1919 RECORD: 1-0, 0-0

Coach: R. E. Edmonds

Date	Opponent	Results
2-1	Jefferson Col. (H)	W 66-18

COACH C. C. STROUD 6 SEASONS 1913-1918, 1919-1920 82-21 (.796)

1919-1920 RECORD: 19-2, 8-2

Coach: Dr. C. C. Stroud

Date	Opponent	Results
12-30	Jefferson Col. (H)	W 46-15
12-31	Jefferson Col. (H)	W 57-24
1-3	YMGC (NO) (H)	W 47-19
1-10	St. Stanislaus (A)	W 47-21
	La. College (A)	W 35-20
1-24	Miss. State (H)	W 27-12
1-30	La. College (H)	W 63-19
1-31	La. College (H)	W 39-15
2-3	Spring Hill (H)	W 64-16
2-6	Tulane (A)	W 35-19
2-7	Tulane (A)	W 29-10
2-9	Alabama (A)	W 30-11
2-10	Birmingham AC (A)	W 28-19
2-11	Georgia (A)	L 15-32
2-12	Mercer (A)	W 33-22
2-13	Auburn (A)	L 21-33
2-14	YMCA (Mobile) (A)	W 26-22
2-14	Spring Hill (A)	W 38-9
2-23	Alabama (H)	W 44-19
2-27	Tulane (H)	W 37-12
2-28	Tulane (H)	W 37-12

SIC Era

COACH BRANCH BOCK 1 SEASON • 1921 19-4 (.826)

1921 RECORD: 19-4, 5-2

Coach: Branch Bock

Date	Opponent	Results
	SW Louisiana (H)	W 47-11
1-8	NW Louisiana (H)	W 29-25

1-10	Loyola (NO) (H)	W 74-12
1-15	YMCA (NO) (H)	W 42-26
1-25	Texas A&M (H)	W 30-28
1-26	Texas A&M (H)	W 31-30
1-29	Navy (Pensacola) (H)	W 54-12
1-30	Navy (Pensacola) (H)	W 51-41
2-1	Spring Hill (H)	W 31-17
2-2	Spring Hill (H)	W 29-24
2-4	Tulane (H)	W 42-27
2-5	Tulane (H)	W 52-24
2-11	SW Louisiana (H)	W 61-8
2-18	Ole Miss (H)	L 22-23
2-19	Ole Miss (H)	W 46-13
2-21	Texas A&M (A)	W 24-16
2-22	Texas A&M (A)	L 19-49
2-23	Baylor (A)	L 20-32
2-24	Baylor (A)	W 34-33
2-25	YMCA (Houston) (A)	W 49-19
2-26	Rice (A)	W 35-23
	Tulane (A)	L 29-31
	Tulane (A)	W 27-20

COACH FRANK "TAD" GORMLEY 2 SEASONS • 1922-23 25-11 (.694)

1922 RECORD: 15-1, 3-1

Coach: Frank "Tad" Gormley

Date	Opponent	Results
1-10	SW Louisiana (H)	W 41-8
1-11	SW Louisiana (H)	W 29-17
1-13	La. College (H)	W 52-26
1-14	La. College (H)	W 50-22
1-20	NW Louisiana (H)	W 32-15
1-21	NW Louisiana (H)	W 40-3
1-27	Tulane (A)	W 18-15
1-28	Tulane (A)	W 26-18
2-1	Spring Hill (H)	W 27-26
2-2	Spring Hill (H)	W 16-15
2-10	YMCA (Houston) (A)	W 29-27
2-11	YMCA (Houston) (A)	W 28-22
2-15	Miss. College (H)	W 29-20
2-16	Miss. College (H)	W 26-18
2-20	Tulane (H)	L 23-39
2-21	Tulane (H)	W 34-19

1922-23 RECORD: 10-10, 0-6

Coach: Frank "Tad" Gormley

Date	Opponent	Results
	La. College (H)	W 23-22
	La. College (H)	W 33-22
	Stanolcolas (H)	L 17-35
	Miss. State (H)	L 25-36
	Miss. State (H)	L 20-35
	SW Louisiana (H)	W 25-22
	Miss. College (H)	W 27-17
	Miss. College (H)	W 19-14
	Spring Hill (H)	L 21-23
	Spring Hill (H)	W 36-20
	Millsaps (H)	W 32-10
	Millsaps (H)	W 34-23
2-9	Tulane (H)	L 24-33
2-10	Tulane (H)	L 18-28
2-16	Tulane (A)	L 23-40
2-17	Tulane (A)	L 11-34
	Stanolcolas (H)	W 46-20
	Spring Hill (A)	L 24-26
	Spring Hill (A)	W 20-18

SIC Tournament - Atlanta, Ga.

	Vanderbilt (N)	L 10-36
--	----------------	---------

COACH "MOON" DUCOTE 1 SEASON • 1924 8-12 (.400)

1924 RECORD: 8-12, 0-7

Coach: "Moon" Ducote

Date	Opponent	Results
1-7	NW Louisiana (H)	L 18-26
1-8	NW Louisiana (H)	L 19-33
1-19	SW Louisiana (H)	L 12-15
1-21	SW Louisiana (H)	L 14-26
1-24	Loyola (NO)	W 27-20
1-25	Loyola (NO)	W 17-15
2-1	Spring Hill (H)	W 40-23
2-2	Spring Hill (H)	W 22-13
2-8	Tulane (H)	L 21-41
2-9	Tulane (H)	L 29-38
2-11	McGowan-Lyons (A)	L 22-28
2-12	Alabama (A)	L 8-44
2-13	Miss. State (A)	L 29-34
2-14	Miss. State (A)	L 34-54
2-15	Spring Hill (A)	W 29-25
2-16	Spring Hill (A)	

Year-by-Year Results

INTRO

100 YEARS

THIS IS LSU

TIGERS

COACHES

REVIEW

PREVIEW

RECORDS

HISTORY

LSU

MEDIA

1930 RECORD: 10-11, 6-7

Coach: Harry Rabenhorst

Date	Opponent	Results
1-3	La. College (A)	L 41-53
1-4	La. College (A)	L 15-55
1-9	Miss. College (A)	L 24-27
1-10	Ole Miss (A)	L 27-31
1-11	Ole Miss (A)	W 31-21
1-17	Ole Miss (H)	L 24-47
1-18	Ole Miss (H)	L 29-32
1-24	Louisiana Tech (A)	W 37-31
1-25	Louisiana Tech (A)	W 42-27
2-1	Miss. State (Meridian)	W 32-24
2-3	Alabama (A)	L 20-37
2-4	Alabama (A)	L 22-28
2-7	Auburn (H)	W 44-27
2-8	Auburn (H)	W 49-45
2-10	Spring Hill (H)	W 53-17
2-11	Spring Hill (H)	W 52-14
2-14	Tulane (H)	W 35-30
2-15	Tulane (H)	W 24-15
2-21	Tulane (A)	L 25-27
2-22	Tulane (A)	L 27-30

SEC Tournament - Atlanta, Ga.

3-3	Duke (N)	L 34-43
-----	----------	---------

1931 RECORD: 7-8, 4-4

Coach: Harry Rabenhorst

Date	Opponent	Results
1-10	New Orleans AC (H)	L 35-41
1-13	Miss. College (A)	W 46-34
1-15	Ole Miss (A)	W 26-24
1-16	Ole Miss (A)	L 29-30
1-22	Alabama (H)	L 26-40
1-23	Alabama (H)	L 28-37
1-30	SW Louisiana (H)	L 26-40
1-31	SW Louisiana (H)	L 29-34
2-6	Southern Miss. (H)	W 46-35
2-7	Southern Miss. (H)	W 47-31
2-13	Tulane (A)	L 23-38
2-14	Tulane (A)	W 39-31
2-20	Tulane (H)	W 49-30
2-21	Tulane (H)	W 48-27

SEC Tournament - Atlanta, Ga.

2-23	Maryland (N)	L 34-37
------	--------------	---------

1932 RECORD: 11-9, 8-8

Coach: Harry Rabenhorst

Date	Opponent	Results
1-8	SW Louisiana (H)	W 44-23
1-9	SW Louisiana (H)	W 50-35
1-15	Ole Miss (A)	W 37-34
1-16	Ole Miss (A)	L 22-24
1-18	Miss. State (H)	L 28-29
1-19	Miss. State (H)	W 40-15
1-22	Alabama (A)	L 25-34
1-23	Alabama (A)	L 25-37
1-25	Miss. State (A)	W 30-26
1-26	Miss. State (A)	W 33-29
1-29	Ole Miss (H)	W 55-53
1-30	Ole Miss (H)	L 33-35
2-8	Auburn (H)	L 34-48
2-9	Auburn (H)	L 30-34
2-11	Tulane (H)	W 32-25
2-12	Tulane (H)	W 34-22
2-19	Tulane (A)	W 29-26
2-20	Tulane (A)	L 29-33

SEC Tournament - Atlanta, Ga.

2-26	Georgia Tech (A)	W 36-33
2-27	Auburn (N)	L 22-30

SEC Era

1933 RECORD: 15-8, 13-7

Coach: Harry Rabenhorst

Date	Opponent	Results
1-4	Alabama (H)	W 32-27
1-5	Alabama (H)	L 36-40
1-11	Miss. State (A)	W 32-28
1-12	Miss. State (A)	W 49-26
1-13	Ole Miss (A)	L 37-40
1-14	Ole Miss (A)	L 32-34
1-17	Miss. State (H)	W 45-40
1-18	Miss. State (H)	W 37-33
1-20	Sewanee (A)	W 50-30
1-21	Sewanee (A)	W 57-45
1-23	Vanderbilt (A)	L 34-54
1-24	Vanderbilt (A)	L 26-52
1-25	Auburn (A)	W 26-25
1-26	Auburn (A)	L 24-25
2-10	Tulane (A)	L 31-44
2-11	Tulane (A)	W 46-28
2-13	Ole Miss (H)	W 53-33
2-14	Ole Miss (H)	W 50-33
2-17	Tulane (H)	W 50-38
2-18	Tulane (H)	W 51-37

SEC Tournament - Atlanta, Ga.

2-20	Auburn (N)	W 57-33
2-21	Tennessee (N)	W 55-43
2-22	Kentucky (N)	L 38-51

1934 RECORD: 13-4, 13-3

Coach: Harry Rabenhorst

Date	Opponent	Results
1-5	Sewanee (H)	W 80-20
1-6	Sewanee (H)	W 60-9
1-9	Miss. State (A)	L 46-47
1-10	Miss. State (A)	W 48-23
1-12	Alabama (A)	L 33-36
1-13	Alabama (A)	L 29-37
1-19	Tulane (H)	W 29-25
1-20	Tulane (H)	W 48-26
2-5	Auburn (H)	W 40-17
2-6	Auburn (H)	W 38-16

2-8	Miss. State (H)	W 54-39
2-9	Miss. State (H)	W 61-30
2-12	Ole Miss (H)	W 52-33
2-13	Ole Miss (H)	W 49-39
2-16	Tulane (A)	W 43-22
2-17	Tulane (A)	W 36-21

SEC Tournament - Atlanta, Ga.

3-3	Tennessee (N)	L 35-42
-----	---------------	---------

National Champion SEC Champion

1935 RECORD: 14-1, 12-0

Coach: Harry Rabenhorst

Date	Opponent	Results
12-18	SW Louisiana (H)	W 54-30
1-7	Alabama (H)	W 34-32
1-8	Alabama (H)	W 41-39
1-19	Rice (A)	L 47-56
2-4	Ole Miss (H)	W 47-32
2-5	Ole Miss (H)	W 47-33
2-8	Tulane (A)	W 34-16
2-9	Tulane (A)	W 35-24
2-13	Miss. State (H)	W 67-32
2-14	Miss. State (H)	W 46-39
2-15	Vanderbilt (H)	W 56-41
2-16	Vanderbilt (H)	W 40-31
2-22	Tulane (H)	W 65-20
2-23	Tulane (H)	W 64-23

American Legion Bowl National Championship

4-13	Pittsburgh (N)	W 41-37
------	----------------	---------

1935-36 RECORD: 10-10, 9-6

Coach: Harry Rabenhorst

Date	Opponent	Results
12-18	SW Louisiana (H)	W 43-28
12-23	Georgia (H)	W 46-34

Sugar Bowl Classic - New Orleans

1-2	Pittsburgh (N-SBC)	L 47-52
1-10	Alabama (A)	L 25-37
1-11	Alabama (A)	L 34-43
1-13	Miss. State (A)	L 38-49
1-14	Miss. State (A)	W 32-30
1-23	Rice (H)	L 38-42
1-24	Rice (H)	L 30-38
1-31	Ole Miss (H)	W 54-37
2-1	Ole Miss (H)	L 46-51
2-7	Tulane (H)	W 52-27
2-8	Tulane (H)	W 49-26
2-10	Miss. State (H)	W 43-37
2-11	Miss. State (H)	W 45-40
2-14	Ole Miss (A)	L 47-59
2-15	Ole Miss (A)	L 51-69
2-21	Tulane (A)	W 50-30
2-22	Tulane (A)	W 46-22

SEC Tournament - Knoxville, Tenn.

2-28	Alabama (N)	L 30-52
------	-------------	---------

1936-37 RECORD: 13-7, 7-6

Coach: Harry Rabenhorst

Date	Opponent	Results
12-16	SW Louisiana (H)	W 44-19
1-6	Alabama (H)	W 43-33
1-7	Alabama (H)	W 47-27
1-8	Rice (A)	W 32-29
1-9	Rice (A)	W 38-37
1-13	Ole Miss (A)	L 47-50
1-14	Ole Miss (A)	L 27-40
1-16	Miss. State (A)	L 36-53
1-20	Louisiana Tech (H)	W 54-24
1-21	Louisiana Tech (H)	W 35-34
2-1	Auburn (A)	L 24-37
2-2	Auburn (A)	W 54-34
2-5	Tulane (H)	W 42-51
2-6	Tulane (H)	W 46-42
2-12	Loyola (NO) (H)	W 46-51
2-15	Miss. State (H)	W 42-41
2-16	Miss. State (H)	L 38-39
2-19	Tulane (A)	W 37-31
2-20	Tulane (A)	L 32-52

SEC Tournament - Knoxville, Tenn.

2-26	Kentucky (N)	L 37-57
------	--------------	---------

1937-38 RECORD: 10-10, 7-6

Coach: Harry Rabenhorst

Date	Opponent	Results
12-13	SW Louisiana (H)	W 31-26
12-16	S. California (H)	L 38-54
12-17	S. California (H)	L 26-50
1-7	Rice (H)	L 38-45
1-8	Rice (H)	W 58-38
1-14	Ole Miss (H)	L 48-59
1-15	Ole Miss (H)	L 44-47
1-31	Miss. State (H)	W 38-33
2-1	Miss. State (H)	W 31-22
2-4	Georgia Tech (H)	W 47-35
2-7	Alabama (A)	L 33-41
2-8	Alabama (A)	L 32-33
2-14	Miss. State (A)	W 66-44
2-15	Miss. State (A)	L 46-63
2-18	Tulane (A)	W 44-42
2-19	Tulane (A)	W 31-27
2-25	Tulane (H)	W 42-51
2-26	Tulane (H)	L 39-41

SEC Tournament - Baton Rouge

3-3	Auburn (H)	W 60-34
3-4	Ole Miss (H)	L 41-68

1938-39 RECORD: 13-7, 10-5

Coach: Harry Rabenhorst

Date	Opponent	Results
12-14	Rice (A)	L 32-34

12-15	Rice (A)	W 30-27
1-6	Alabama (H)	W 33-29
1-7	Alabama (H)	L 30-39
1-9	Ole Miss (A)	W 42-41
1-10	Ole Miss (A)	W 42-34
1-30	Miss. State (A)	W 48-32
1-31	Miss. State (A)	L 29-31
2-3	Miss. State (H)	W 47-45
2-4	Miss. State (H)	W 54-33
2-9	Georgia Tech (A)	L 35-37
2-13	Ole Miss (H)	W 50-48
2-14	Ole Miss (H)	W 59-18
2-17	Tulane (H)	W 36-33
2-18	Tulane (H)	L 33-36
2-23	Tulane (A)	L 30-36
2-24	Tulane (A)	W 41-31

SEC Tournament - Knoxville, Tenn.

3-2	Sewanee (N)	W 55-35
3-2	Georgia (N)	W 50-28
3-3	Kentucky (N)	L 34-53

1939-40 RECORD: 10-8, 8-4

Coach: Harry Rabenhorst

Date	Opponent	Results
12-18	Rice (H)	L 39-56
12-19	Rice (H)	L 51-61
1-5	Auburn (H)	W 50-39
1-6	Auburn (H)	L 26-42
1-12	Ole Miss (A)	W 51-47
1-13	Miss. State (A)	L 37-49
1-15	Alabama (A)	W 33-28
1-29	Miss. State (H)	W 55-42
2-2	Georgia Tech (H)	L 33-34
2-5	DePaul (A)	L 28-53
2-7	SW College (Tenn.) (N)	W 61-41
2-10	Ole Miss (H)	L 33-45
2-15	Tulane (A)	W 34-31
2-16	Tulane (A)	W 35-29
2-22	Tulane (H)	W 42-39
2-23	Tulane (H)	W 40-39

SEC Tournament - Knoxville, Tenn.

2-29	Tulane (N)	W 57-44
2-29	Alabama (N)	L 25-51

1940-41 RECORD: 9-9, 7-5

Coach: Harry Rabenhorst

Date	Opponent	Results
12-10	SW Louisiana (H)	L 30-39
12-16	Bogalusa (H)	W 52-43
	Rice (A)	L 48-60
	Baytown (Humble) (A)	W 54-44
1-6	Alabama (H)	W 37-28
1-10	Ole Miss (A)	W 56-32
1-11	Miss. State (A)	L 26-35
1-13	Alabama (A)	L 32-36
2-5	Ole Miss (H)	W 67-39
2-8	Miss. State (H)	W 39-37
2-10	Georgia Tech (A)	W 43-41
2-11	Auburn (A)	L 49-50
2-14	Tulane (H)	L 44-55
2-15	Tulane (H)	L 35-39
2-20	Tulane (A)	W 59-44
2-21	Tulane (A)	W 40-37

SEC Tournament - Louisville, Ky.

2-27	Vanderbilt (N)	L 49-63
------	----------------	---------

1941-42 RECORD: 8-7, 8-3

Coach: Harry Rabenhorst

Date	Opponent	Results
12-12	Rice (H)	L 42-54
12-13	Rice (H)	L 37-50
12-18	Texas A&M (H)	L 41-56
1-6	Ole Miss (A)	W 56-35
1-10	Miss. State (A)	L 41-43
1-12	Alabama (A)	L 28-40
1-17	Ole Miss (H)	L 42-51
1-24	Miss. State (H)	W 51-40
2-6	Georgia Tech (H)	W 54-41
2-12	Tulane (H)	W 51-46
2-13	Tulane (H)	W 50-49
2-17	Auburn (H)	W 63-49
2-19	Tulane (A)	W 48-44
2-20	Tulane (A)	W 31-21

SEC Tournament - Louisville, Ky.

2-27	Alabama (N) (ot)	L 31-45
------	------------------	---------

COACH DALE MOREY 2 SEASONS • 1942-44 28-19 (.596)

1942-43 RECORD: 18-4, 11-2

Coach: Dale Morey

Date	Opponent	Results
	Harding Field (H)	W 92-42
	Rice (A)	L 26-56
	Rice (A)	W 62-60
	Orange Ind. (A)	W 49-23
	Ole Miss (H)	W 54-34
1-8	Miss. State (H)	L 40-48
	Alabama (A)	W 32-29
	Alabama (A)	W 36-32
	Ole Miss (A)	W 51-39
	Miss. State (A)	W 61-40
	Camp Livingston (H)	W 101-50
	Georgia (A)	W 54-39
	Georgia Navy (A)	W 50-34
	Georgia Tech (A)	L 44-45
	Auburn (A)	W 62-37
2-1	Tulane (A)	W 91-57
2-2	Tulane (A)	W 59-57
2-19	Tulane (H)	W 35-34
2-20	Tulane (H)	W 46-40

SEC Tournament - Louisville, Ky.

2-25	Auburn (N)	W 67
------	------------	------

1-20	Loyola (NO) (A)	W	44-43
1-29	Vanderbilt (Memphis)	W	62-52
2-3	Ole Miss (H)	W	63-43
2-7	Alabama (H)	W	54-43
2-14	Miss. State (H)	W	64-49
2-15	Auburn (H)	W	74-53
2-21	Tulane (H)	W	55-40
2-24	Loyola (NO) (H)	W	61-47

SEC Tournament - Louisville, Ky.

2-27	Ole Miss (N)	W	61-36
2-28	Florida (N)	W	60-45
2-28	Tulane (N)	L	50-63

1947-48 RECORD: 8-18, 4-8

Coach: Harry Rabenhorst

Date	Opponent	Results
12-4	Spring Hill (H)	W 72-43
12-8	Rice (A)	L 55-58
12-9	Texas (N-Houston)	L 31-50
12-13	Canisius (A)	L 44-59

At Madison Square Garden

12-15	Long Island (A-MSG)	L 47-67
-------	---------------------	---------

Fort Worth Collegiate

12-29	Texas A&M (N-FWC)	L 44-45
12-30	Hardin-Simm. (N-FWC)	W 62-46
12-31	TCU (A-FWC)	W 52-46
1-5	Florida (H)	L 36-38
1-9	Rice (H)	W 43-40
1-10	Georgia Tech (H)	L 40-52
	Tulane (H)	L 42-54
1-17	Vanderbilt (H)	W 56-54
1-19	Loyola (NO) (A)	L 42-49
1-24	Auburn (A)	L 48-51
1-26	Georgia Tech (A)	W 54-46
1-27	Alabama (A)	L 43-49
1-31	Miss. State (A)	L 49-53
	Ole Miss (A)	L 37-49
2-13	Miss. State (H)	W 65-40
2-16	Loyola (NO) (H)	L 45-46
2-20	Tulane (A)	L 41-50
2-23	Ole Miss (H)	W 52-50
	Tennessee (H)	L 48-56
3-1	Alabama (H)	L 32-37

SEC Tournament - Louisville, Ky.

	Kentucky (A)	L 47-63
--	--------------	---------

1948-49 RECORD: 15-10, 7-6

Coach: Harry Rabenhorst

Date	Opponent	LSU Rank	Opp Rank	Results
11-28	Keesler Field (H)	NR	NR	W 85-33
12-3	Texas (H)	NR	NR	L 45-60
12-4	Rice (N)	NR	NR	L 39-51
12-10	Keesler Field (A)	NR	NR	W 95-42
12-11	Florida (A)	NR	NR	W 52-50
12-13	Spring Hill (A)	NR	NR	W 49-48
12-17	Texas A&M (H)	NR	NR	W 58-55
12-21	Louisville (A)	NR	NR	L 44-79
1-3	Loyola (NO) (A)	NR	NR	W 56-52
1-8	Georgia Tech (H)	NR	NR	W 65-59
1-10	Miss. State (H)	NR	NR	W 64-40
1-14	Tulane (A)	NR	#8	L 51-71
1-20	Alabama (H)	NR	NR	W 51-44
1-29	Miss. State (A)	NR	NR	L 42-48
1-31	Ole Miss (A)	NR	NR	W 58-48
2-5	Alabama (A)	NR	NR	L 45-56
2-7	Georgia Tech (A)	NR	NR	W 72-63
2-12	Ole Miss (H)	NR	NR	W 49-38
2-14	Loyola (NO) (H)	NR	NR	W 63-41
2-19	Vanderbilt (A)	NR	NR	L 51-61
2-21	Tennessee (A)	NR	NR	L 72-81
2-25	Tulane (H)	NR	#6	L 45-72

SEC Tournament - Louisville, Ky.

3-4	Georgia Tech (N)	NR	NR	W 55-53
3-4	Vanderbilt (N)	NR	NR	W 60-56
3-5	Tulane (N)	NR	#7	L 63-72

1949-50 RECORD: 13-12, 5-8

Coach: Harry Rabenhorst

Date	Opponent	LSU Rank	Opp Rank	Results
11-25	Keesler Field (H)	NR	NR	W 62-46
11-29	Pensacola Navy (H)	NR	NR	W 69-48
12-3	St. Joseph's (Pa.) (A)	NR	NR	L 59-61

At Madison Square Garden

12-6	St. John's (A-MSG)	NR	NR	L 49-80
12-9	Arkansas (H)	NR	NR	W 62-46
12-10	Rice (N-Lake Charles)	NR	NR	W 49-44
12-17	Florida (H)	NR	NR	W 73-49
12-19	Ole Miss (H)	NR	NR	W 74-61
12-22	Louisville (A)	NR	NR	L 65-75
1-4	Loyola (NO) (H)	NR	NR	W 62-56
1-6	Georgia Tech (H)	NR	NR	W 63-52
1-9	Loyola (NO) (A)	NR	NR	W 51-47
1-13	Tulane (H)	NR	NR	L 70-75
1-20	Alabama (H)	NR	NR	L 52-60
1-28	Ole Miss (A)	NR	NR	L 65-75
1-30	Miss. State (A)	NR	NR	L 41-48
2-4	Auburn (A)	NR	NR	L 66-70
2-6	Georgia Tech (A)	NR	NR	L 58-85
2-13	Auburn (H)	NR	NR	W 76-61
2-17	Miss. State (H)	NR	NR	W 68-58
2-24	Tulane (A)	NR	NR	L 71-77
	Tennessee (H)	NR	NR	L 65-67

SEC Tournament - Louisville, Ky.

3-2	Florida (N)	NR	NR	W 66-57
3-3	Auburn (N)	NR	NR	W 73-45
3-4	Tennessee (N) (ot)	NR	NR	L 79-81

1950-51 RECORD: 10-14, 7-8

Coach: Harry Rabenhorst

Date	Opponent	LSU Rank	Opp Rank	Results
12-6	Keesler Field (H)	NR	NR	W 72-41
12-9	Florida (A)	NR	NR	W 77-59
12-11	Miami (Fla.) (A)	NR	NR	L 62-68
12-15	Miss. State (A)	NR	NR	L 69-94
12-16	Ole Miss (A)	NR	NR	L 67-72

San Antonio Invitational

12-22	Texas (N-SAI)	NR	NR	L 55-68
12-23	Alabama (N-SAI)	NR	NR	W 64-58
12-26	Santa Clara (A)	NR	NR	W 59-52
12-28	S. California (A)	NR	NR	L 76-78
12-30	UCLA (A)	NR	NR	L 66-95
1-5	Georgia Tech (H)	NR	NR	W 68-49
1-6	Miss. State (H)	NR	NR	W 76-61
1-15	Tennessee (H)	NR	NR	W 68-61
1-20	Vanderbilt (H)	NR	NR	L 61-69
1-31	Kentucky (H)	NR	#1	L 59-81
2-3	Alabama (A)	NR	NR	L 69-94
2-5	Auburn (A)	NR	NR	W 75-74
2-6	Georgia (A)	NR	NR	L 65-68
2-10	Tulane (A)	NR	NR	L 54-69
2-15	Arkansas (A-Little Rock)	NR	NR	L 50-64
2-17	Ole Miss (H)	NR	NR	L 48-69
2-23	Tulane (H)	NR	NR	W 51-46

SEC Tournament - Louisville, Ky.

3-2	Ole Miss (N)	NR	NR	W 62-57
3-3	Vanderbilt (N)	NR	NR	L 63-75

1951-52 RECORD: 17-7, 9-6

Coach: Harry Rabenhorst

Date	Opponent	LSU Rank	Opp Rank	Results
11-27	Keesler Field (H)	NR	NR	W 78-50
12-3	Rice (A)	NR	NR	W 68-60
12-5	Birmingham So. (H)	NR	NR	W 77-40
12-8	Alabama (H)	NR	NR	W 68-61
12-12	Miss. State (A)	NR	NR	L 54-59
12-13	Ole Miss (A)	NR	NR	W 81-69
12-17	Texas (H)	NR	NR	W 59-55
1-2	Loyola (NO) (H)	NR	NR	W 77-60
1-5	Kentucky (A)	NR	#4	L 47-57
1-7	Vanderbilt (A)	NR	NR	L 47-58
1-14	Miss. State (H)	NR	NR	W 103-78
1-18	Georgia (H)	NR	NR	W 98-60
1-26	Tulane (A)	NR	NR	L 67-71
1-30	Ole Miss (A)	NR	NR	L 65-68
2-2	Tennessee (A)	NR	NR	L 68-82
2-4	Georgia Tech (A)	NR	NR	W 73-51
2-9	Tulane (H)	NR	NR	W 78-66
2-16	Auburn (H)	NR	NR	W 70-64
2-18	Ole Miss (H)	NR	NR	W 78-67
2-23	Florida (H)	NR	NR	W 65-57

SEC Tournament - Louisville, Ky.

2-28	Miss. State (N)	NR	NR	W 77-44
	Ole Miss (N)	NR	NR	W 75-60
	Florida (N)	NR	NR	W 77-69
	Kentucky (A)	NR	#1	L 43-44

**SEC Champions
NCAA Final Four**

1952-53 RECORD: 22-3, 13-0

Coach: Harry Rabenhorst

Date	Opponent	LSU Rank	Opp Rank	Results
12-5	Birmingham So. (H)	NR	NR	W 98-38
12-6	Pensacola Navy (H)*			W 107-59
12-8	SW College (Tenn.) (H)	NR	NR	W 124-33
	Miami (Fla.) (H)	NR	NR	W 86-58
12-17	Alabama (A)	#10	NR	W 58-45
12-22	Tulsa (A)	#10	#15	L 58-84

Sugar Bowl Classic - New Orleans

12-29	Villanova (N-SBC)	#8	NR	W 100-94
12-30	Saint Louis (N-SBC)	#17	NR	W 70-67
1-5	Vanderbilt (H)	#17	NR	W 74-61
1-10	Miss. State (A)	#11	NR	W 75-55
1-12	Ole Miss (A)	#11	NR	W 67-66
1-16	Loyola (NO) (A)	#14	NR	W 58-52
1-19	Georgia (A)	#14	NR	W 55-50
1-26	Tulsa (H)	#14	#11	W 55-51
1-31	Tennessee (H)	#11	NR	W 95-59
2-7	Tulane (H)	#10	NR	W 48-31
2-10	Florida (A)	#8	NR	W 68-56
2-14	Auburn (A)	#8	NR	W 65-57
2-16	Pensacola Navy (A)*	#6	NR	W 71-60
2-21	Georgia Tech (H)	#6	NR	W 76-52
2-23	Ole Miss (H)	#6	NR	W 63-48
2-27	Miss. State (H)	#6	NR	W 82-47
3-6	Tulane (A)	#5	NR	W 53-52

NCAA Tournament - Raleigh, N. C.

3-13	Lebanon Valley (N)	#7	NR	W 89-76
3-14	Holy Cross (N)	#7	NR	W 81-73

NCAA Final Four - Kansas City

3-17	Indiana (N)	#7	#1	L 67-80
3-18	Washington (N)	#7	#4	L 69-88

**SEC Champions
1953-54 RECORD: 20-5, 14-0**

Coach: Harry Rabenhorst

Date	Opponent	LSU Rank	Opp Rank	Results
12-5	Pensacola Navy (H)*			W 109-68
12-7	La. College (H)	NR	NR	W 128-74
12-12	Kansas (H)	#10	#5	W 68-63
12-15	Texas A&M (H)	#5	NR	W 77-56
12-19	Wisconsin (H)	#5	NR	L 66-82
12-21	Northwestern (H)	#5	NR	W 79-51

Sugar Bowl Classic - New Orleans

12-28	Fordham (N-SBC)	#14	#7	W 65-49
12-29	Holy Cross (N-SBC)	#18	#12	L 56-66
1-5	Loyola (NO) (H)	NR	NR	W 69-65
1-8	Georgia (H)	NR	NR	W 87-62
1-9	Georgia (H)	NR	NR	W 100-53
1-11	Florida (H)	NR	NR	W 91-59
1-16	Tennessee (A)	#16	NR	W 75-62
1-30	Miss. State (H)	#14	NR	W 65-54
2-1	Ole Miss (H)	#14	NR	W 53-52
2-6	Tulane (H)	#17	NR	W 66-47
2-13	Georgia Tech (A)	#17	NR	W 89-54
2-15	Vanderbilt (A)	#17	NR	W 82-69
2-20	Auburn (H)	#13	NR	W 77-59
2-22	Alabama (H)	#13	NR	W 79-61
2-27	Miss. State (A)	#12	NR	W 61-57
3-1	Ole Miss (A)	#12	NR	W 76-53
3-6	Tulane (A)	#7	NR	W 63-52

SEC Playoff - Nashville, Tenn.

3-9	Kentucky (N)	#8	#1	L 56-63
-----	--------------	----	----	---------

NCAA Tournament - Iowa City, Iowa

3-12	Penn State (N)	#8	NR	L 70-78
3-13	Indiana (N)	#8	#2	L 62-73

1954-55 RECORD: 6-18, 3-11

Coach: Harry Rabenhorst

Date	Opponent	LSU Rank	Opp Rank	Results
12-1	La. College (H)	NR	NR	W 80-63
12-4	Kentucky (A)	NR	NR	L 58-74
12-6	Kansas (A)	NR	NR	L 58-83
12-11	Rice (H)	NR	NR	L 72-79
12-13	Texas A&M (H)	NR	NR	W 73-61
12-18	Wisconsin (A)	NR	NR	L 68-107
12-20	Northwestern (A)	NR	NR	L 66-83
1-3	North Carolina (H)	NR	NR	W 84-77
1-8	Georgia (A) (ot)	NR	NR	L 70-76
1-10	Florida (A)	NR	NR	L 73-78
1-15	Tennessee (H)	NR	NR	L 68-76
1-17	Kentucky (H)	NR	#1	L 62-64
1-20	Texas A&M (A)	NR	NR	L 47-58
1-29	Miss. State (A)	NR	NR	W 67-63
1-31	Ole Miss (A)	NR	NR	L 6

Year-by-Year Results

INTRO

100 YEARS

THIS IS LSU

TIGERS

COACHES

REVIEW

PREVIEW

RECORDS

HISTORY

LSU

MEDIA

COACH JAY MCCREARY
8 SEASONS • 1957-65
82-115 (.416)

1957-58 RECORD: 7-18, 3-11

Coach: Jay McCreary

Date	Opponent	LSU Rank	Opp Rank	Results
12-3	St. Mary's (Texas) (H)	NR	NR	W, 68-61
	La. College (H)	NR	NR	W, 66-62
	Rice (A)	NR	#16	L, 56-81
	Miami (Fla.) (H)	NR	NR	L, 65-73
12-16	Texas Tech (H)	NR	NR	L, 72-79
	Florida St. (H)	NR	NR	W, 67-65

Carousel Invitational - Charlotte, N. C.

12-19	Lafayette (N-CI)	NR	NR	W, 80-72
12-20	Alabama (N-CI)	NR	NR	L, 50-60
12-21	Tennessee (N-CI)	NR	NR	L, 62-63
12-23	Loyola (NO) (A)	NR	NR	L, 62-94
	Georgia (H)	NR	NR	L, 56-59
	Florida (H)	NR	NR	L, 57-81
	Kentucky (A)	NR	#9	L, 52-97
	Tennessee (A)	NR	#13	L, 53-75
1-7	Tulane (A)	NR	NR	W, 69-63
	Loyola (NO) (H)	NR	NR	L, 70-82
	Miss. State (H)	NR	#14	L, 54-71
	Ole Miss (H)	NR	NR	L, 63-76
	Vanderbilt (A)	NR	NR	L, 60-78
	Georgia Tech (A)	NR	NR	L, 61-88
2-28	Tulane (A)	NR	NR	W, 67-63
	Auburn (H)	NR	#16	L, 58-76
	Alabama (H)	NR	NR	W, 58-49
	Miss. State (A)	NR	#15	L, 72-95
	Ole Miss (A)	NR	NR	L, 78-85

1958-59 RECORD: 10-15, 2-12

Coach: Jay McCreary

Date	Opponent	LSU Rank	Opp Rank	Results
12-4	Birmingham So. (H)	NR	NR	W, 79-72
12-9	Arkansas (N-S'port)	NR	NR	W, 67-58
12-11	La. College (H)	NR	NR	W, 59-53
12-13	Rice (H)	NR	NR	L, 56-64
12-15	Texas (H)	NR	NR	W, 52-47
12-17	Loyola (NO) (H)	NR	NR	W, 78-68
12-19	Texas Tech (A)	NR	NR	L, 60-73
12-27	Florida St. (A)	NR	NR	L, 67-82

Gator Bowl Tournament - Jacksonville, Fla.

12-29	Georgia (N-GBT)	NR	NR	W, 63-60
12-30	Ole Miss (N-GBT)	NR	NR	W, 69-55
1-3	Georgia (A)	NR	NR	W, 79-66
1-5	Florida (A)	NR	NR	L, 63-69
1-10	Kentucky (H)	NR	#1	L, 61-76
1-12	Tennessee (H)	NR	#17	L, 58-65
1-16	Tulane (H)	NR	NR	L, 59-69
1-27	Loyola (NO) (A)	NR	NR	W, 70-68
1-31	Miss. State (A)	NR	#11	L, 71-78
2-2	Ole Miss (A)	NR	NR	L, 69-80
2-7	Vanderbilt (H)	NR	NR	L, 57-72
2-9	Georgia Tech (H)	NR	NR	L, 63-64
2-14	Auburn (A)	NR	#4	L, 67-115
2-16	Alabama (A)	NR	NR	L, 84-89
2-21	Miss. State (H)	NR	#5	L, 67-75
2-23	Ole Miss (H)	NR	NR	W, 99-93
2-27	Tulane (A)	NR	NR	L, 65-77

1959-60 RECORD: 5-18, 3-11

Coach: Jay McCreary

Date	Opponent	LSU Rank	Opp Rank	Results
12-1	Florida State (H)	NR	NR	W, 89-78
12-4	La. College (H)	NR	NR	W, 73-68
12-10	Loyola (NO) (H) (ot)	NR	NR	L, 65-66
12-12	Rice (A)	NR	NR	L, 57-71
12-14	Texas (A)	NR	NR	L, 67-84
12-18	Texas Tech (H)	NR	NR	L, 65-72

Gator Bowl Tournament - Jacksonville, Fla.

12-29	Georgia (N-GBT)	NR	NR	L, 67-79
12-30	Jacksonville (A-GBT)	NR	NR	L, 63-72
1-2	Florida (H)	NR	NR	L, 63-73
1-4	Georgia (H)	NR	NR	W, 81-77
1-9	Kentucky (A)	NR	NR	L, 45-77
1-11	Tennessee (A)	NR	NR	L, 79-103
1-27	Loyola (NO) (A)	NR	NR	L, 64-74
1-30	Miss. State (H)	NR	NR	L, 60-71
2-1	Ole Miss (H)	NR	NR	L, 61-76
2-6	Vanderbilt (A)	NR	NR	L, 68-80
2-8	Georgia Tech (A)	NR	#6	L, 56-76
2-13	Auburn (H)	NR	#17	L, 61-63
2-15	Alabama (H)	NR	NR	W, 66-53
2-20	Miss. State (A)	NR	NR	W, 69-64
2-22	Ole Miss (A)	NR	NR	L, 70-90
2-25	Tulane (H)	NR	NR	L, 58-72
3-2	Tulane (A)	NR	NR	L, 54-64

1960-61 RECORD: 11-14, 6-8

Coach: Jay McCreary

Date	Opponent	LSU Rank	Opp Rank	Results
	Loyola (NO) (H)	NR	NR	W, 73-59
	Duke (A) (ot)	NR	#8	L, 74-80
	North Carolina (A)	NR	#5	L, 61-77
	Rice (A)	NR	NR	L, 50-67
	Texas (A)	NR	NR	W, 62-59
	Texas Tech (A) (ot)	NR	NR	W, 73-69
	TCU (A)	NR	NR	W, 68-62
	Louisville (H)	NR	#5	L, 53-72

Poinsettia Classic - Greenville, S.C.

	Furman (A-PC) (3 ot)	NR	NR	L, 55-56
	BYU (N-PC)	NR	NR	L, 57-67
	Florida (A)	NR	NR	L, 75-79
	Georgia (A)	NR	NR	L, 66-80
	Kentucky (H)	NR	NR	W, 73-59
	Tennessee (H)	NR	NR	W, 72-60

	Loyola (NO) (A)	NR	NR	W, 51-49
1-28	Tulane (H)	NR	NR	W, 86-66
	Miss. State (A)	NR	NR	L, 61-77
	Ole Miss (A)	NR	NR	W, 75-69
	Georgia Tech (H)	NR	NR	W, 63-50
	Vanderbilt (H)	NR	NR	W, 65-61
2-18	Auburn (A)	NR	NR	L, 65-69
2-20	Alabama (A)	NR	NR	L, 60-68
2-25	Miss. State (H)	NR	NR	L, 54-56
2-27	Ole Miss (H)	NR	NR	L, 46-48
3-2	Tulane (A)	NR	NR	L, 65-68

1961-62 RECORD: 13-11, 7-7

Coach: Jay McCreary

Date	Opponent	LSU Rank	Opp Rank	Results
11-26	Loyola (NO) (H)	NR	NR	W, 57-48
12-2	TCU (H)	NR	NR	W, 83-58
12-9	Rice (A)	NR	NR	L, 67-79
12-11	Texas (A)	NR	NR	W, 77-75

Birmingham (Ala.) Classic

12-15	Auburn (N-BC)	NR	NR	L, 50-67
12-16	Alabama (N-BC)	NR	NR	W, 72-63
12-21	Arkansas (N-S'port) (ot)	NR	NR	L, 81-84

Sugar Bowl Classic - New Orleans

12-29	Louisville (N-SBC)	NR	NR	W, 84-70
12-30	Miss. State (N-SBC)	NR	NR	L, 51-73
1-6	Florida (H)	NR	NR	W, 74-57
1-8	Georgia (H)	NR	NR	W, 76-57
1-12	Kentucky (A)	NR	#3	L, 63-84
1-13	Tennessee (A)	NR	NR	W, 73-61
1-16	Peru Olympic (H)*	NR	NR	W, 81-49
2-1	Loyola (NO) (A)	NR	NR	W, 77-61
2-3	Miss. State (H)	NR	#10	L, 66-87
2-5	Ole Miss (H)	NR	NR	W, 70-59
2-10	Georgia Tech (A)	NR	NR	W, 52-51
2-12	Vanderbilt (A)	NR	NR	L, 67-70
2-17	Auburn (H)	NR	NR	L, 50-55
2-19	Alabama (H)	NR	NR	W, 69-60
2-22	Tulane (H)	NR	NR	W, 70-53
2-24	Miss. State (A)	NR	#5	L, 48-58
2-26	Ole Miss (A)	NR	NR	L, 68-74
3-9	Tulane (A)	NR	NR	L, 69-84

1962-63 RECORD: 12-12, 5-9

Coach: Jay McCreary

Date	Opponent	LSU Rank	Opp Rank	Results
12-3	Loyola (NO) (H)	NR	NR	W, 79-66
12-8	Rice (H)	NR	NR	W, 90-82
12-10	Texas (H)	NR	NR	W, 75-66
12-13	SMU (A)	NR	NR	L, 68-83
12-19	Arkansas (A-Little Rock)	NR	NR	W, 72-70
12-21	Texas A&M (A)	NR	NR	L, 61-67
12-22	Houston (A)	NR	NR	W, 74-73

Hurricane Classic - Miami, Fla.

12-27	Pittsburgh (N-HC)	NR	NR	L, 73-96
12-28	Cornell (N-HC)	NR	NR	W, 55-48
1-5	Florida (A)	NR	NR	W, 72-63
1-7	Georgia (A) (ot)	NR	NR	L, 67-76
1-11	Kentucky (H)	NR	NR	L, 56-63
1-12	Tennessee (H) (ot)	NR	NR	W, 61-60
1-30	Loyola (NO) (A)	NR	NR	W, 72-69
2-2	Miss. State (A)	NR	NR	L, 66-73
2-4	Ole Miss (A)	NR	NR	L, 48-60
2-8	Vanderbilt (H)	NR	NR	W, 63-56
2-9	Georgia Tech (H)	NR	#6	W, 56-54
2-12	Tulane (H)	NR	NR	L, 57-59
2-16	Auburn (A)	NR	NR	L, 57-82
2-18	Alabama (A)	NR	NR	L, 71-75
2-23	Miss. State (H)	NR	#8	L, 64-99
2-25	Ole Miss (H)	NR	NR	W, 80-61
3-1	Tulane (A)	NR	NR	L, 65-77

1963-64 RECORD: 12-13, 8-6

Coach: Jay McCreary

Date	Opponent	LSU Rank	Opp Rank	Results
12-2	Loyola (NO) (H)	NR	NR	W, 80-67
12-5	SMU (H)	NR	NR	W, 66-62
12-7	Rice (A)	NR	NR	L, 72-87
12-9	Texas (A)	NR	NR	L, 65-70
12-14	North Carolina (H)	NR	NR	L, 71-76

VPI Tournament - Blacksburg, Va.

12-20	Va. Tech (A-VPIIT)	NR	NR	L, 64-72
12-21	Maryland (N-VPIIT)	NR	NR	L, 65-75

Far West Classic - Portland, Ore.

12-26	Oregon St. (A-FWC)	NR	#9	L, 57-87
12-28	Iowa (N-FWC)	NR	NR	W, 92-81
12-30	Seattle (N-FWC)	NR	NR	L, 84-92
1-4	Georgia (H)	NR	NR	W, 81-63
1-6	Florida (H)	NR	NR	W, 87-65
1-10	Kentucky (A)	NR	#2	L, 84-103
1-11	Tennessee (A)	NR	NR	L, 58-62
1-15	Tulane (H)	NR	NR	W, 83-74
1-29	Loyola (NO) (A)	NR	NR	W, 73-62
1-31	Miss. State (H)	NR	NR	W, 87-71
2-1	Ole Miss (H)	NR	NR	W, 77-67
2-7	Georgia Tech (A)	NR	NR	L, 49-51
2-8	Vanderbilt (A)	NR	#8	L, 64-66
2-15	Auburn (H)	NR	NR	W, 86-66
2-17	Alabama (H)	NR	NR	L, 70-72
2-21	Miss. State (A)	NR	NR	W, 63-60
2-22	Ole Miss (A)	NR	NR	W, 86-80
2-28	Tulane (A)	NR	NR	L, 68-80

1964-65 RECORD: 12-14, 7-9

Coach: Jay McCreary

Date</

1-24	Clemson (H)	NR	NR	W, 104-81
1-27	Kentucky (H)	NR	#9	L, 95-121
1-29	Vanderbilt (H)	NR	#7	L, 91-99
2-3	Kentucky (A)	NR	#10	L, 96-109
2-5	Tennessee (H)	NR	#6	L, 67-87
2-7	Auburn (A)	NR	NR	L, 69-74
2-10	Florida (H) (ot)	NR	NR	W, 93-92
2-12	Georgia (H)	NR	NR	L, 73-78
2-17	Alabama (A)	NR	NR	W, 99-89
2-19	Miss. State (A)	NR	NR	W, 94-83
2-21	Tulane (H)	NR	NR	W, 99-92
2-24	Ole Miss (A)	NR	NR	L, 85-87
3-2	Tennessee (A)	NR	NR	L, 71-74
3-4	Vanderbilt (A)	NR	NR	L, 86-115

1968-69 RECORD: 13-13, 7-11

Coach: Press Maravich

Date	Opponent	LSU Rank	Opp Rank	Results
12-2	Loyola (NO) (A)	NR	NR	W, 109-82
12-7	Clemson (A)	NR	NR	W, 86-85
12-14	Tulane (H) (2 ot)	NR	NR	L, 99-101
12-18	Florida (H) (ot)	NR	NR	W, 93-89
12-21	Georgia (H)	NR	NR	W, 98-89

All-College Tournament - Oklahoma City

12-26	Wyoming (N-ACT)	NR	NR	W, 84-78
12-28	Oklahoma City (A-ACT)	NR	NR	W, 101-85
12-30	Duquesne (N-ACT)	NR	NR	W, 94-91
1-4	Alabama (A)	NR	NR	L, 82-85
1-9	Vanderbilt (A)	NR	NR	L, 92-94
1-11	Auburn (A)	NR	NR	L, 71-90
1-25	Kentucky (H)	NR	#5	L, 96-108
1-27	Tennessee (H)	NR	NR	L, 68-81
1-31	Pittsburgh (H)	NR	NR	W, 120-79
2-1	Ole Miss (H) (ot)	NR	NR	L, 81-84
2-3	Miss. State (H)	NR	NR	W, 95-71
2-8	Alabama (H)	NR	NR	W, 81-75
2-10	Tulane (A)	NR	NR	L, 94-110
2-12	Florida (A)	NR	NR	L, 79-95
2-15	Auburn (H)	NR	NR	W, 93-81
2-17	Vanderbilt (H)	NR	NR	L, 83-85
2-22	Kentucky (A)	NR	#6	L, 89-103
2-24	Tennessee (A)	NR	#17	L, 63-87
3-1	Ole Miss (A)	NR	NR	L, 76-78
3-3	Miss. State (A)	NR	NR	W, 99-89
3-8	Georgia (A) (2 ot)	NR	NR	W, 90-80

NIT Final Four

1969-70 RECORD: 22-10, 13-5

Coach: Press Maravich

Date	Opponent	LSU Rank	Opp Rank	Results
12-1	Athletes in Action (H)*			W, 71-68
12-4	Oregon State (H)	NR	NR	W, 94-72
12-9	Loyola (NO) (H)	NR	NR	W, 100-87
12-11	Vanderbilt (H)	NR	NR	W, 109-86
12-13	Tulane (A)	NR	NR	W, 97-91
12-18	S. California (H)	#15	#13	L, 98-101
12-20	Clemson (A)	#15	NR	W, 111-103
12-22	Oregon State (A)	#15	NR	W, 76-68
12-23	UCLA (A)	NR	#2	L, 84-133

Rainbow Classic - Honolulu, Hawaii

12-27	SUB PAC (A-RC)*			W, 88-80
12-29	St. John's (N-RC)	NR	NR	W, 80-70
12-30	Yale (N-RC)	NR	NR	L, 94-97
1-3	Alabama (H)	NR	NR	W, 90-83
1-10	Auburn (H)	NR	NR	L, 70-79
1-24	Kentucky (A)	NR	#2	L, 96-109
1-26	Tennessee (H)	NR	NR	W, 71-59
1-31	Ole Miss (H)	NR	NR	W, 109-86
2-2	Miss. State (H)	NR	NR	W, 109-91
2-4	Florida (A)	NR	NR	W, 97-75
2-7	Alabama (A)	NR	NR	L, 104-106
2-9	Tulane (H)	NR	NR	W, 127-114
2-11	Florida (H)	NR	NR	W, 94-85
2-14	Vanderbilt (A)	NR	NR	W, 99-89
2-16	Auburn (A)	NR	NR	W, 70-64
2-18	Georgia (H)	NR	NR	W, 88-86
2-21	Kentucky (H)	NR	#2	L, 105-121
2-23	Tennessee (A)	NR	NR	L, 87-88
2-28	Ole Miss (A)	NR	NR	W, 103-90
3-2	Miss. State (A)	NR	NR	W, 97-87
3-7	Georgia (A)	NR	NR	W, 99-88

NIT - New York City

3-15	Georgetown (N)	NR	NR	W, 83-82
3-17	Oklahoma (N)	NR	NR	W, 97-94
3-19	Marquette (N)	NR	#8	L, 79-101
3-21	Army (N)	NR	NR	L, 68-75

1970-71 RECORD: 14-12, 10-8

Coach: Press Maravich

Date	Opponent	LSU Rank	Opp Rank	Results
12-1	Loyola (A)	NR	NR	W, 109-103
12-16	Tulane (H)	NR	NR	W, 94-79
12-18	Florida (H)	NR	NR	W, 87-77
12-21	Georgia (H)	NR	NR	W, 97-76

All-College Tournament - Oklahoma City

12-26	DePaul (N-ACT)	NR	NR	W, 91-72
12-28	Montana St. (N-ACT)	NR	NR	W, 89-77
12-30	Utah State (N-ACT)	NR	#19	L, 81-97
1-2	S. California (A) (ot)	NR	#4	L, 76-80
1-4	Alabama (A)	NR	NR	L, 87-101
1-7	Baylor (H)	NR	NR	L, 83-90
1-9	Auburn (A)	NR	NR	W, 106-92
1-23	Kentucky (H)	NR	#12	L, 79-82
1-25	Tennessee (H)	NR	#8	W, 80-70
1-30	Ole Miss (H)	NR	NR	L, 90-113
2-1	Miss. State (H)	NR	NR	W, 90-71
2-3	Tulane (A)	NR	NR	L, 86-93
2-6	Alabama (H)	NR	NR	W, 107-78
2-10	Florida (A)	NR	NR	W, 86-74

2-13	Vanderbilt (H)	NR	NR	L, 75-81
2-15	Auburn (H)	NR	NR	W, 114-94
2-20	Kentucky (A)	NR	#12	L, 73-110
2-22	Tennessee (A)	NR	NR	L, 67-88
2-27	Ole Miss (A)	NR	NR	L, 54-62
3-1	Miss. State (A)	NR	NR	L, 70-78
3-4	Vanderbilt (A)	NR	NR	W, 87-85
3-6	Georgia (A)	NR	NR	W, 69-66

1971-72 RECORD: 10-16, 6-12

Coach: Press Maravich

Date	Opponent	LSU Rank	Opp Rank	Results
12-6	Baylor (A)	NR	NR	L, 77-81
12-20	Georgia (A)	NR	NR	L, 95-115
12-22	Florida (A)	NR	NR	L, 81-92

Astro-Bluebonnet - Houston, Texas

12-27	Houston (A-ABC)	NR	NR	L, 66-100
12-28	Texas A&M (N-ABC)	NR	NR	L, 68-73
1-3	Vanderbilt (H)	NR	NR	L, 73-80
1-6	Georgetown (H)	NR	NR	W, 90-71
1-8	Loyola (NO) (H)	NR	NR	W, 103-85
1-10	Alabama (H)	NR	NR	L, 80-101
1-12	Memphis State (A)	NR	NR	L, 65-82
1-15	Auburn (H)	NR	NR	L, 73-77
1-17	Tulane (H)	NR	NR	W, 76-58
1-22	Georgia (H)	NR	NR	W, 69-68
1-24	Florida (H)	NR	NR	W, 84-73
1-29	Kentucky (A)	NR	NR	L, 71-89
1-31	Tennessee (A)	NR	NR	W, 63-62
2-5	Ole Miss (H)	NR	NR	W, 67-66
2-7	Miss. State (H)	NR	NR	W, 62-60
2-9	Tulane (A)	NR	NR	W, 75-71
2-12	Alabama (A) (4 ot)	NR	NR	L, 99-103
2-14	Auburn (A)	NR	NR	L, 77-85
2-19	Vanderbilt (A)	NR	NR	L, 83-104
2-26	Kentucky (H)	NR	#18	W, 88-71
2-28	Tennessee (H)	NR	NR	L, 66-78
3-2	Miss. State (A)	NR	NR	L, 71-89
3-4	Ole Miss (A)	NR	NR	L, 78-101

COACH DALE BROWN

25 SEASONS • 1972-97
448-301 (.598)

1972-73 RECORD: 14-10, 9-9

Coach: Dale Brown

Date	Opponent	LSU Rank	Opp Rank	Results
11-27	U of Americas (Mex)*			L, 83-87
11-28	U of Americas (Mex)*			W, 69-57
12-5	Memphis State (H)	NR	#11	W, 94-81
12-16	Georgia (H)	NR	NR	L, 62-66
12-22	Florida (H)	NR	NR	W, 67-54

Big Blue Classic - Logan, Utah

12-29	Utah State (A-BBC)	NR	NR	L, 83-104
1-20	Weber State (N-BBC)	NR	NR	W, 82-80
1-22	Vanderbilt (H)	NR	#11	L, 66-71
1-6	Alabama (A)	NR	#14	L, 66-77
1-13	Auburn (A)	NR	NR	W, 79-60
1-20	Georgia (A)	NR	NR	W, 56-55
1-22	Florida (A)	NR	NR	L, 70-73
1-27	Kentucky (H)	NR	NR	L, 71-86
1-29	Tennessee (H)	NR	NR	L, 71-73
2-3	Ole Miss (A)	NR	NR	L, 59-84
2-5	Miss. State (A)	NR	NR	W, 84-78
2-8	Tulane (A)	NR	NR	W, 92-83
2-10	Alabama (H)	NR	#6	W, 72-70
2-12	Auburn (H)	NR	NR	W, 76-74
2-14	Tulane (H)	NR	NR	W, 73-63
2-17	Vanderbilt (A)	NR	#18	L, 72-82
2-19	S. Mississippi (H)	NR	NR	W, 107-79
2-24	Kentucky (A)	NR	NR	L, 76-94
2-26	Tennessee (A)	NR	NR	W, 78-74
3-1	Miss. State (H)	NR	NR	W, 94-82
3-3	Ole Miss (H)	NR	NR	W, 70-69

1973-74 RECORD: 12-14, 6-12

Coach: Dale Brown

Date	Opponent	LSU Rank	Opp Rank	Results
11-16	Australian Olympic (H)*			W, 69-63
12-1	Washington St. (A)	NR	NR	L, 78-80
12-3	Nevada-Reno (A)	NR	NR	L, 86-97
12-8	Pacific (H)	NR	NR	W, 91-77
12-19	Tulane (A)	NR	NR	W, 67-60
12-20	Samford (H)	NR	NR	W, 73-60
12-22	Iona (H)	NR	NR	W, 105-78
12-27	Tulane (H)	NR	NR	W, 76-44
12-30	Boston U. (H)	NR	NR	W, 102-64
1-5	Kentucky (H)	NR	NR	W, 95-84
1-7	Florida (A)	NR	NR	L, 68-72
1-12	Vanderbilt (H)	NR	#6	W, 84-81
1-14	Miss. State (A)	NR	NR	L, 75-89
1-19	Alabama (H) (ot)	NR	#10	L, 79-80
1-21	Georgia (H)	NR	NR	W, 90-83
1-26	Auburn (A)	NR	NR	W, 87-76
1-28	Tennessee (H)	NR	NR	L, 52-57
2-2	Ole Miss (A)	NR	NR	L, 63-77
2-4	Kentucky (A)	NR	NR	L, 70-73
2-9	Florida (H)	NR	NR	W, 102-81
2-11	Vanderbilt (A)	NR	#5	L, 88-91
2-16	Miss. State (H)	NR	NR	L, 84-87
2-18	Alabama (A)	NR	#10	L, 87-99
2-23	Georgia (A)	NR	NR	W, 84-79
2-25	Auburn (H)	NR	NR	L, 89-96
3-2	Tennessee (A)	NR	NR	L, 80-100
3-4	Ole Miss (H)	NR	NR	L, 74-82

1974-75 RECORD: 10-16, 6-12

Coach: Dale Brown

Date	Opponent	LSU Rank	Opp Rank	Results
11-16	Czechoslovakia (H)*			W, 88-70
11-29	S. California (A)	NR	#10	L, 87-100
11-30	Stanford (A)	NR	NR	L, 80-92
12-4	Tulane (H)	NR	NR	W, 80-78
12-18	Tulane (A)	NR	NR	W, 84-82

Carolina Classic - Columbia, S.C.

12-20	Duke (N-CC)	NR	NR	W, 105-95
12-21	S. Carolina (A-CC)	NR	#14	L, 64-77
12-27	St. Peter's (H)	NR	NR	W, 113-101
12-28	Texas (H)	NR	NR	L, 63-78
1-4	Kentucky (A)	NR	#9	L, 80-115
1-6	Florida (H)	NR	NR	W, 92-91
1-11	Vanderbilt (A)	NR	NR	L, 82-91
1-16	Miss. State (H)	NR	NR	L, 84-93
1-18	Alabama (A)	NR	#7	L, 67-93
1-20	Georgia (A)	NR	NR	W, 90-89
1-25	Auburn (H)	NR	#20	L, 78-87
1-27	Tennessee (A)	NR	NR	L, 79-99
2-1	Ole Miss (H)	NR	NR	W, 84-86
2-3	Kentucky (H)	NR	#5	L, 76-77
2-8	Florida (A)	NR	NR	L, 76-92
2-10	Vanderbilt (H)	NR	NR	L, 74-83
2-15	Miss. State (A)	NR	NR	L, 71-79
2-17	Alabama (H)	NR	#7	L, 76-80
2-22	Georgia (H) (ot)	NR	NR	W, 96-90
2-24	Auburn (A)	NR	NR	L, 96-110
3-1	Tennessee (H)	NR	NR	W, 84-87
3-8	Ole Miss (A)	NR	NR	W, 91-86

1975-76 RECORD: 12-14, 5-13

Coach: Dale Brown

</

Year-by-Year Results

- INTRO
- 100 YEARS
- THIS IS LSU
- TIGERS
- COACHES
- REVIEW
- PREVIEW
- RECORDS
- HISTORY**
- LSU
- MEDIA

1-4	Alabama (A)	NR	NR	L, 67-70
1-7	Georgia (H)	NR	NR	W, 96-78
1-9	Tennessee (H)	NR	NR	W, 121-87
1-14	Kentucky (A)	NR	#1	L, 76-96
1-16	Vanderbilt (A)	NR	NR	W, 77-55
1-21	Florida (H)	NR	NR	L, 70-74
1-23	Auburn (H)	NR	NR	W, 90-79
1-28	Ole Miss (A)	NR	NR	W, 74-61
2-4	Georgia (A)	NR	NR	W, 89-68
2-6	Tennessee (A)	NR	NR	W, 101-86
2-11	Kentucky (H) (ot)	NR	#1	W, 95-94
2-13	Vanderbilt (H)	NR	NR	W, 80-73
2-18	Florida (A)	NR	NR	L, 72-73
2-20	Auburn (A) (ot)	NR	NR	W, 101-95
2-25	Ole Miss (H)	NR	NR	W, 94-75
3-4	Miss. State (H)	NR	NR	L, 67-68
3-6	Alabama (H)	NR	NR	W, 103-85

SEC Champions

1978-79 RECORD: 23-6, 14-4

Coach: Dale Brown

Date	Opponent	LSU Rank	Opp Rank	Results
11-3	Australia (H)*			W, 90-65
11-24	St. Francis (H)	#14	NR	W, 112-81
11-27	UNO (A)	#14	NR	W, 64-42
12-1	Oral Roberts (H)	#11	NR	W, 91-75
12-4	Tulane (H)	#11	NR	W, 109-85
12-9	Tulane (A)	#12	NR	W, 98-88
12-18	Montana St. (H)	#11	NR	W, 99-89
At Madison Square Garden				
12-21	Army (N-MSG)	#10	NR	W, 83-77
12-29	Colgate (H)	#7	NR	W, 100-73
1-3	Georgia (H)	#7	NR	W, 97-75
1-6	Kentucky (A)	#7	#9	W, 93-89
1-8	Vanderbilt (A)	#7	NR	L, 87-88
1-10	Alabama (A)	#5	NR	L, 76-90
1-13	Florida (H)	#5	NR	W, 80-72
1-15	Auburn (H)	#5	NR	W, 94-82
1-20	Ole Miss (A) (ot)	#9	NR	W, 70-69
1-24	Tennessee (H)	#9	NR	W, 77-75
1-27	Georgia (A)	#9	NR	L, 88-93
1-29	Tennessee (A)	#9	NR	W, 84-78
2-3	Kentucky (H)	#9	NR	W, 70-61
2-5	Vanderbilt (H)	#9	#16	W, 92-71
2-8	Miss. State (A)	#8	NR	W, 52-48
2-10	Florida (A) (ot)	#8	NR	W, 88-82
2-12	Auburn (A)	#8	NR	W, 78-68
2-17	Ole Miss (H)	#6	NR	W, 67-62
2-22	Alabama (H)	#5	NR	W, 86-66
2-24	Miss. State (H)	#5	NR	L, 57-65
SEC Tournament - Birmingham, Ala.				
3-2	Kentucky (N)	#8	NR	L, 67-80
NCAA Tournament - Bloomington, Ind.				
3-10	Appalachian St. (N)	#9	NR	W, 71-57
NCAA Tournament - Indianapolis, Ind.				
3-16	Michigan St. (N)	#7	#3	L, 71-87

SEC Tournament Champions

1979-80 RECORD: 26-6, 14-4

Coach: Dale Brown

Date	Opponent	LSU Rank	Opp Rank	Results
11-13	Yugoslavia (H)*			W, 82-79
12-1	Florida (H)	#7	NR	W, 112-81
12-3	UNO (H)	#7	NR	W, 104-78
12-5	Tulane (A)	#6	NR	W, 80-79
12-15	Maine (H)	#6	NR	W, 103-81
12-20	Arkansas (A-Little Rock)	#7	#20	W, 56-55
12-22	Tulane (H)	#7	NR	W, 95-85
12-28	Boston U. (H)	#5	NR	W, 92-72
12-29	Delaware (H)	#5	NR	W, 92-64
1-2	Vanderbilt (A)	#4	NR	L, 66-77
1-5	Miss. State (H)	#4	NR	W, 80-58
1-7	Alabama (H)	#4	NR	L, 56-57
1-12	Georgia (A)	#6	NR	L, 72-73
1-16	Auburn (H)	#14	NR	W, 93-82
1-19	Tennessee (A)	#14	NR	W, 75-74
1-20	DePaul (A)	#14	#1	L, 75-78
1-23	Ole Miss (H)	#11	NR	W, 72-66
1-26	Florida (A)	#11	NR	W, 66-58
1-28	Kentucky (A)	#11	#5	W, 65-60
1-30	Vanderbilt (H)	#10	NR	W, 83-81
2-2	Miss. State (A)	#10	NR	W, 75-63
2-6	Alabama (A) (ot)	#7	NR	W, 68-66
2-9	Georgia (H)	#7	NR	W, 96-77
2-13	Auburn (A)	#6	NR	W, 50-44
2-16	Tennessee (H)	#6	NR	W, 73-66
2-21	Ole Miss (A)	#5	NR	W, 77-74
2-24	Kentucky (H) (ot)	#5	#3	L, 74-76
SEC Tournament - Birmingham, Ala.				
2-28	Florida (N)	#5	NR	W, 95-82
2-29	Alabama (N)	#5	NR	W, 73-66
3-1	Kentucky (N)	#5	#2	W, 80-78
NCAA Tournament - Denton, Texas				
3-9	Alcorn State (N)	#3	NR	W, 98-88
NCAA Regional - Houston, Texas				
3-14	Missouri (N)	#3	#16	W, 68-63
3-16	Louisville (N)	#3	#3	L, 66-86

SEC Champions NCAA Final Four

1980-81 RECORD: 31-5, 17-1

Coach: Dale Brown

Date	Opponent	LSU Rank	Opp Rank	Results
11-13	Airliners (H)*			W, 91-87
Great Alaskan Shootout				
11-28	Colgate (N-GAS)	#12	NR	W, 79-61
11-29	Arkansas (N-GAS)	#12	#20	L, 76-86
11-30	Georgetown (N-GAS)	#12	#16	W, 76-67
12-6	Tulane (H)	#15	NR	W, 119-81
12-13	Nevada-Las Vegas(H)	#11	NR	W, 87-73
12-18	UNO (A)	#10	NR	W, 96-66
12-20	Tulane (A)	#10	NR	W, 86-72
12-22	Xavier (H)	#10	NR	W, 78-62
12-29	UNC-Wilmington (H)	#10	NR	W, 100-68
12-30	St. Francis (H)	#10	NR	W, 91-65
1-3	Florida (A)	#10	NR	W, 92-66
1-7	Vanderbilt (H)	#9	NR	W, 77-61
1-10	Miss. State (A)	#9	NR	W, 81-69
1-14	Alabama (A)	#6	NR	W, 59-56
1-17	Georgia (H)	#6	NR	W, 78-65
1-19	Kentucky (H)	#6	#3	W, 81-67
1-21	Auburn (A)	#5	NR	W, 74-64
1-24	Tennessee (H)	#5	NR	W, 80-63
1-28	Ole Miss (A)	#4	NR	W, 63-59
1-31	Florida (H)	#4	NR	W, 92-75
2-4	Vanderbilt (A)	#4	NR	W, 86-81
2-7	Miss. State (H)	#4	NR	W, 94-89
2-11	Alabama (H)	#4	NR	W, 70-57
2-14	Georgia (A)	#4	NR	W, 64-62
2-18	Auburn (H)	#4	NR	W, 58-47
2-21	Tennessee (A)	#4	#8	W, 66-65
2-22	Texas A&M (H)	#4	NR	W, 67-57
2-25	Ole Miss (A)	#2	NR	W, 74-67
3-1	Kentucky (A)	#2	#9	L, 71-73
SEC Tournament - Birmingham, Ala.				
3-5	Florida (N)	#3	NR	W, 85-73
3-6	Georgia (N)	#3	NR	L, 60-68
NCAA Tournament - Austin, Texas				
3-14	Lamar (N)	#4	NR	W, 100-78
NCAA Regional - New Orleans, La.				
3-20	Arkansas (N)	#4	#20	W, 72-56
3-22	Wichita State (N)	#4	NR	W, 96-85
NCAA Final Four - Philadelphia, Pa.				
3-28	Indiana (N)	#4	#9	L, 49-67
3-30	Virginia (N)	#4	#5	L, 74-78

1981-82 RECORD: 14-14, 11-7

Coach: Dale Brown

Date	Opponent	LSU Rank	Opp Rank	Results
11-19	Airliners (H)*			W, 76-71
11-28	Nevada-Las Vegas (A)	#17	NR	L, 79-83
12-7	Texas A&M (A)	NR	NR	L, 63-68
12-9	St. Peter's (H)	NR	NR	W, 71-55
12-21	Texas-El Paso (H)	NR	NR	W, 71-59
12-23	UCLA (H-New Orleans)	NR	#15	L, 76-83
Sugar Bowl Classic - New Orleans				
12-28	Wake Forest (N-SBC)	NR	NR	W, 70-64
12-29	Houston (N-SBC)	NR	NR	L, 69-73
1-2	Florida (H)	NR	NR	W, 61-60
1-6	Vanderbilt (A)	NR	NR	W, 80-73
1-9	Miss. State (H)	NR	NR	W, 78-56
1-13	Alabama (A)	NR	#13	L, 86-109
1-16	Georgia (A)	NR	NR	W, 54-53
1-20	Auburn (H)	NR	NR	W, 69-68
1-23	Tennessee (A)	NR	#20	L, 67-77
1-25	Kentucky (A)	NR	#9	L, 65-76
1-27	Ole Miss (H)	NR	NR	W, 53-46
1-30	Florida (A)	NR	NR	W, 61-59
2-3	Vanderbilt (H)	NR	NR	W, 78-70
2-6	Miss. State (A)	NR	NR	W, 57-43
2-10	Alabama (H)	NR	#10	W, 73-68
2-13	Georgia (H)	NR	NR	L, 51-57
2-17	Auburn (A)	NR	NR	L, 72-82
2-20	Tennessee (H)	NR	NR	L, 53-54
2-21	Wichita State (H)	NR	#NR	L, 65-66
2-24	Ole Miss (A)	NR	NR	L, 61-74
2-27	Kentucky (H)	NR	#7	W, 94-78
SEC Tournament - Lexington, Ky.				
3-4	Ole Miss (N)	NR	NR	L, 52-59
National Invitation Tournament				
3-12	Tulane (H)	NR	NR	L, 72-83

1982-83 RECORD: 19-13, 10-8

Coach: Dale Brown

Date	Opponent	LSU Rank	Opp Rank	Results
11-18	Brewster Heights (H)*			W, 104-82
Hawaii Tipoff Tournament				
11-26	Chaminade (A)	NR	NR	W, 75-62
11-27	Hawaii Pacific (A)	NR	NR	W, 98-76
11-28	Hawaii (A)	NR	NR	L, 66-68
11-30	Pan American (H)	NR	NR	W, 76-67
12-4	N. Carolina (N-NJ)	NR	#15	L, 43-47
12-6	Loyola (Chicago) (H)	NR	NR	W, 97-80
12-8	Texas A&M (N. C.)	NR	NR	W, 89-70
12-18	Cleveland State (H)	NR	NR	W, 115-77
12-20	UCLA (A)	NR	#4	L, 68-82
12-22	Texas-El Paso (A)	NR	NR	W, 51-49
12-30	St. Francis (Pa.) (H)	NR	NR	W, 67-66
1-3	Vanderbilt (A)	NR	NR	L, 65-67
1-5	Kentucky (A)	NR	#3	L, 50-52
1-8	Georgia (H)	NR	NR	W, 60-56
1-10	Tennessee (H)	NR	#12	L, 58-59
1-15	Ole Miss (A)	NR	NR	W, 71-68
1-17	UNC-Wilmington (H)	NR	NR	W, 70-55
1-22	Alabama (A)	NR	NR	L, 70-75
1-24	Miss. State (A)	NR	NR	L, 65-80
1-29	Auburn (H)	NR	NR	L, 62-64
2-1	Florida (H)	NR	NR	W, 78-69

2-5	Georgia (A)	NR	#19	W, 70-59
2-7	Tennessee (A)	NR	NR	L, 63-66
2-12	Ole Miss (H)	NR	NR	W, 72-63
2-19	Alabama (H)	NR	NR	L, 67-71
2-21	Miss. State (H)	NR	NR	W, 86-73
2-26	Auburn (A)	NR	NR	W, 87-61
2-28	Florida (A)	NR	NR	W, 91-87
3-3	Vanderbilt (H)	NR	NR	W, 66-53
3-5	Kentucky (H)	NR	#7	W, 74-60

SEC Tournament - Birmingham, Ala.

3-11	Tennessee (N)	NR	NR	L, 71-74
National Invitation Tournament				
3-16	New Orleans (H) (ot)	NR	NR	L, 94-99

1983-84 RECORD: 18-11, 11-7

Coach: Dale Brown

Date	Opponent	LSU Rank	Opp Rank	Results
11-11	Houston Flyers (H)*			W, 104-89
11-26	New Orleans (A)	#11	NR	W, 67-59
11-28	UNC-Wilmington (A)	#11	NR	W, 94-59
12-1	Washington (H)	#12	NR	W, 51-48
12-3	Texas A&M (N-Houston)	#12	NR	W, 75-65
12-6	Houston (H)	#9	#6	L, 91-100
12-19	Houston Baptist (H)	#10	NR	W, 60-59
12-21	Pan American (H)	#11	NR	W, 81-70
1-1	Vanderbilt (H)	#9	NR	W, 73-66
1-5	Georgia (A)	#9	NR	W, 81-77
1-7	Kentucky (H)	#9	#2	L, 80-96
1-10	Tennessee (A)	#11	NR	L, 69-70
1-14	Ole Miss (H)	#11	NR	W, 93-70
1-16	U. S. International (H)	#11	NR	W, 104-66
1-21	Alabama (H)	#15	NR	W, 85-84
1-23	Miss. State (H)	#15	NR	W, 80-64
1-27	Auburn (A)	#10	NR	L, 78-80
1-29	North Carolina (A)	#10	#1	L, 79-90
2-1	Florida (A)	#14	NR	L, 60-78
2-4	Georgia (H) (ot)	#14	NR	W, 69-68
2-6	Tennessee (H) (ot)	#14	NR	W, 61-59
2-12	Ole Miss (A)	#20	NR	W, 65-61
2-17	Alabama (A) (ot)	#17	NR	L, 49-51
2-20	Miss. State (A)	#17	NR	W, 85-70
2-25	Auburn (H)	NR	NR	W, 81-80
2-27	Florida (H)	NR	NR	W, 77-73
3-3	Vanderbilt (A)	NR	NR	L, 68-74
3-5	Kentucky (A)	NR	#3	L, 68-80
SEC Tournament - Nashville, Tenn.				
3-11	Alabama (N)	NR	NR	L, 70-72
NCAA Tournament - Salt Lake City				
3-16	Dayton (N)	NR	NR	L, 66-74

SEC Champions

1984-85 RECORD: 19-10, 13-5

Coach: Dale Brown

1-13	Ole Miss (H)	#8	NR	W, 86-68
1-18	Vanderbilt (H)	#14	NR	W, 84-67
1-22	Florida (A)	#14	NR	L, 65-74
1-29	Kentucky (H)	#17	#8	L, 52-54
2-1	Georgia (A)	#17	NR	L, 76-92
2-2	Georgetown (A)	#17	#12	L, 72-74
2-4	Auburn (A)	NR	NR	W, 63-61
2-5	Miss. State (A)	NR	NR	W, 68-62
2-9	Alabama (H)	NR	#20	L, 71-80
2-12	Tennessee (H)	NR	NR	W, 75-50
2-15	Ole Miss (A)	NR	NR	L, 57-58
2-20	Vanderbilt (A)	NR	NR	W, 74-68
2-22	Florida (H)	NR	NR	W, 80-69
2-26	Auburn (H)	NR	NR	L, 86-92
3-1	Kentucky (A)	NR	#5	L, 57-68

SEC Tournament - Lexington, Ky.

3-6	Florida (N)	NR	NR	W, 72-66
3-7	Kentucky (A)	NR	#4	L, 58-61

NCAA Tournament - Baton Rouge

3-13	Purdue (H) (2 OT)	NR	NR	W, 94-87
3-15	Memphis State (H)	NR	#12	W, 83-81

NCAA SE Regional - Atlanta

3-20	Georgia Tech (A)	NR	#6	W, 70-64
3-22	Kentucky (N)	NR	#3	W, 59-57

NCAA Final Four - Dallas

3-29	Louisville (N)	NR	#7	L, 77-88
------	----------------	----	----	----------

1986-87 RECORD: 24-15, 8-10

Coach: Dale Brown

Date	Opponent	LSU Rank	Opp Rank	Results
11-14	Continental (H)*			W, 86-76
Pre-Season NIT				
11-21	TCU (H-NIT)	NR	NR	L, 74-83
12-4	Arkansas State (H)	NR	NR	W, 73-61
12-6	McNeese State (A)	NR	NR	W, 77-62
12-14	Georgia Tech (H)	NR	#16	W, 52-44
12-16	Florida (A)	NR	NR	L, 75-96

LSU Invitational

12-19	Hardin-Simm. (H-LSU)	NR	NR	W, 77-71
12-20	New Orleans (H-LSU)	NR	NR	L, 71-82
12-22	Vanderbilt (H)	NR	NR	L, 61-63
12-29	W. Virginia St. (N)	NR	NR	W, 93-76
12-30	Illinois-Chicago (N)	NR	NR	W, 117-84
12-31	BYU-Hawaii (A)	NR	NR	W, 85-70
1-1	Denison (N)	NR	NR	W, 99-45
1-5	Ole Miss (A)	NR	NR	L, 63-73
1-8	Tennessee (A)	NR	NR	W, 79-78
1-10	Georgia (H) (ot)	NR	NR	L, 63-64
1-12	Oklahoma (A)	NR	#11	L, 85-94
1-15	Alabama (A)	NR	#15	L, 65-69
1-18	Kentucky (A)	NR	NR	W, 76-41
1-21	Florida (H)	NR	NR	L, 51-75
1-24	W. Kentucky (H)	NR	NR	W, 67-62
1-25	Miss. State (A)	NR	NR	W, 52-50
1-28	Auburn (H)	NR	#18	W, 75-73
1-31	Vanderbilt (A)	NR	NR	L, 65-66
2-4	Ole Miss (H) (ot)	NR	NR	W, 82-75
2-7	Tennessee (H)	NR	NR	W, 60-58
2-9	N. Arizona (H)	NR	NR	W, 70-58
2-11	Georgia (A)	NR	NR	L, 57-63
2-14	Alabama (H)	NR	#14	L, 52-60
2-21	Kentucky (H)	NR	NR	W, 65-52
2-25	Miss. State (H)	NR	NR	W, 55-46
3-1	Auburn (A)	NR	NR	L, 62-100

SEC Tournament - Atlanta, Ga.

3-5	Miss. State (N)	NR	NR	W, 68-54
3-6	Florida (N)	NR	NR	W, 72-66
3-7	Georgia (N) (2 ot)	NR	NR	W, 89-88
3-8	Alabama (N)	NR	#9	L, 62-69

NCAA Tournament - Rosemont, Ill.

3-15	Georgia Tech (N)	NR	NR	W, 85-79
3-17	Temple (N)	NR	#8	W, 72-62

NCAA Regional - Cincinnati

3-20	DePaul (N)	NR	#5	W, 63-58
3-22	Indiana (N)	NR	#3	L, 76-77

1987-88 RECORD: 16-14, 10-8

Coach: Dale Brown

Date	Opponent	LSU Rank	Opp Rank	Results
11-27	Brewster Heights (H)*			W, 123-97
LSU Invitational				
12-4	Nicholls State (H-LSU)	NR	NR	W, 86-62
12-5	Southern (H-LSU)	NR	NR	W, 98-77
12-12	Maryland (H)	NR	NR	W, 55-54
12-16	Georgia Tech (A)	NR	NR	L, 70-87
12-19	Arkansas State (A)	NR	NR	L, 52-66
12-22	SW Texas State (H)	NR	NR	W, 93-74

UNLV/Bud Light Classic

12-28	N. Iowa (N-UNLVC)	NR	NR	L, 80-90
12-29	UNLV (A-UNLVC)	NR	NR	L, 59-78
1-6	Vanderbilt (A)	NR	NR	W, 51-39
1-9	Ole Miss (A) (ot)	NR	NR	W, 69-61
1-11	Oklahoma (H-N.O.)	NR	#8	W, 84-77
1-13	Tennessee (A)	NR	NR	W, 52-51
1-16	Georgia (A)	NR	NR	L, 50-59
1-20	Alabama (H)	NR	NR	W, 67-52
1-23	Kentucky (H)	NR	#4	L, 61-76
1-27	Florida (A)	NR	#14	L, 50-61
1-30	Miss. State (H)	NR	NR	L, 47-49
2-3	Auburn (A)	NR	NR	W, 78-69
2-6	Vanderbilt (H)	NR	NR	W, 94-79
2-10	Ole Miss (H)	NR	NR	W, 78-57
2-13	Tennessee (H)	NR	NR	W, 92-73
2-17	Georgia (H)	NR	NR	W, 63-62
2-20	Alabama (A)	NR	NR	L, 59-72
2-24	Kentucky (A)	NR	#12	L, 65-92
3-2	Miss. State (A)	NR	NR	L, 60-62
3-5	Auburn (H)	NR	NR	L, 80-89
3-6	Florida (H)	NR	NR	W, 86-69

SEC Tournament - Baton Rouge

3-11	Vanderbilt (H)	NR	NR	W, 87-80
3-12	Kentucky (H)	NR	#6	L, 80-86

NCAA Tournament - Hartford, Conn.

3-18	Georgetown (N)	NR	NR	L, 63-66
------	----------------	----	----	----------

1988-89 RECORD: 20-12, 11-7

Coach: Dale Brown

Date	Opponent	LSU Rank	Opp Rank	Results
11-11	Brewster Heights (H)*			W, 103-94
11-20	Yugoslavia (H)*			L, 84-92
11-25	Marist College (H)	NR	NR	W, 94-58
11-30	Oral Roberts (H)	NR	NR	L, 96-100
12-6	Louisiana Tech (H) (ot)	NR	NR	L, 109-111
12-8	McNeese State (H)	NR	NR	W, 91-89
12-10	Florida (A)	NR	NR	W, 111-101
12-20	Tennessee-Martin (H)	NR	NR	W, 128-89
12-22	Illinois (H)	NR	#5	L, 100-127

Chaminade Classic - Honolulu

12-28	Morehead St. (N-CC)	NR	NR	W, 101-88
12-29	Chaminade (A-CC)	NR	NR	W, 94-79
12-30	Nebraska (N-CC)	NR	NR	W, 90-87
1-2	Maryland (A)	NR	NR	W, 79-77
1-4	Miss. State (H)	NR	NR	L, 84-87
1-7	Auburn (H)	NR	NR	W, 104-77
1-11	Tennessee (A)	NR	#17	L, 96-100
1-14	Kentucky (A)	NR	NR	W, 64-62
1-18	Vanderbilt (H)	NR	NR	W, 85-84
1-21	Alabama (H)	NR	NR	W, 80-76
1-25	Georgia (A)	NR	NR	W, 80-79
1-28	Georgetown (H-N.O.)	NR	#2	W, 82-80
2-1	Ole Miss (H)	NR	NR	W, 105-75
2-4	Miss. State (A)	NR	NR	L, 79-96
2-8	Auburn (A)	#19	NR	W, 104-91
2-11	Tennessee (H)	#19	NR	W, 122-106
2-15	Kentucky (H)	NR	NR	W, 99-80
2-18	Vanderbilt (A)	NR	NR	L, 74-108
2-20	Georgia (H)	NR	NR	W, 97-83
2-22	Alabama (A)	#20	NR	L, 72-87
2-25	Nevada-Las Vegas (H)	#20	#18	W, 88-87
3-1	Florida (H)	NR	NR	L, 95-104
3-4	Ole Miss (A) (ot)	NR	NR	L, 112-113

SEC Tournament - Knoxville, Tenn.

3-10	Tennessee (A)	NR	NR	L, 77-95
------	---------------	----	----	----------

NCAA Tournament - Tucson, Arizona

3-17	Texas-El Paso (N)	NR	NR	L, 74-85
------	-------------------	----	----	----------

1989-90 RECORD: 23-9, 12-6

Coach: Dale Brown

Date	Opponent	LSU Rank	Opp Rank	Results
11-8	Athletes in Action (H)*			W, 111-79
11-10	Russia (H)*			W, 114-109

Pre-Season NIT

11-15	S. Mississippi (H-NIT)	#2	NR	W, 91-80
11-17	Kansas (H-NIT)	#2	NR	L, 83-89
12-2	McNeese State (H)	#9	NR	W, 85-49
12-4	Lamar (H)	#9	NR	W, 116-76
12-8	Cal. State L.A. (H)	#9	NR	W, 82-57
12-20	Northwestern St. (H)	#8	NR	W, 73-63
12-30	Hardin-Simmons (H)	#9	NR	W, 100-66
1-2	Texas (N-Houston)	#11	NR	W, 124-113
1-4	Miss. State (A) (ot)	#11	NR	L, 80-87
1-6	Auburn (A)	#11	NR	W, 77-70
1-8	Tennessee (H)	#11	NR	W, 111-94
1-13	Kentucky (H)	#14	NR	W, 94-81
1-16	Vanderbilt (H)	#13	NR	W, 101-72
1-20	Notre Dame (H-N.O.)	#13	NR	W, 87-64
1-21	Alabama (A)	#13	#24	L, 55-70
1-24	Georgia (H)	#16	NR	L, 92-94
1-27	Florida (H)	#16	NR	W, 70-52
1-28	Nevada-Las Vegas (H)	#16	#5	W, 107-105
1-31	Ole Miss (A)	#14	NR	W, 79-77
2-3	Loyola Mary. (H) (ot)	#14	#20	W, 148-141
2-5	Miss. State (H)	#14	NR	W, 86-68
2-7	Auburn (H)	#11	NR	W, 82-71
2-10	Tennessee (A)	#11	NR	W, 119-113
2-15	Kentucky (A)	#9	NR	L, 95-100
2-18	Vanderbilt (A)	#9	NR	W, 121-108
2-21	Alabama (H)	#12	NR	W, 75-69
2-25	Georgia (A)	#12	NR	L, 85-86
2-27	Florida (A)	#15	NR	L, 63-76
3-3	Ole Miss (H)	#15	NR	W, 103-94

SEC Tournament - Orlando, Fla.

3-9	Auburn (N-SEC)	#16	NR	L, 76-78
-----	----------------	-----	----	----------

NCAA Tournament - Knoxville, Tenn.

3-15	Villanova (N-NCAA)	#19	NR	W, 70-63
3-17	Georgia Tech (N-NCAA)	#19	NR	L, 91-94

SEC Champions

1990-91 RECORD: 20-10, 13-5

Coach: Dale Brown

Date	Opponent	LSU Rank	Opp Rank	Results
11-16	Newcastle (H)*			W, 111-91
Tipoff Classic - Springfield, Mass.				
11-24	Villanova (N-TC)	#14	NR	L, 91-93
11-26	SE Louisiana (H)	#14	NR	W, 117-68
11-30	Texas (H)	#20	#22	W, 101-87
12-7	Chapman (H)	#18	NR	W, 101-68
12-8	Arizona (H)	#18	#2	W, 92-82
12-18	Arkansas State (H)	#10	NR	W, 98-74
12-20	Loyola Mary. (H)	#10	NR	W, 122-114
12-22	Illinois (A)	#10	NR	L, 96-102
12-29	Nicholls State (H)	#15	NR	W, 118-76
1-2	Vanderbilt (H)	#14	NR	W, 87-70
1-5	Kentucky (A)	#14	#16	L, 80-93
1-7	Georgia (H)	#14	NR	W, 83-76
1-12	Auburn (A)	#20	NR	W, 96-84
1-15	Alabama (A)	#20	NR	W, 90-80
1-19	Ole Miss (H)	#20	NR	W, 87-71
1-22	Tennessee (A)	#16	NR	L, 89-92
1-26	Florida (H)	#16	NR	W, 76-66
1-29	Miss. State (H)	#14	NR	L, 79-82
2-2	Vanderbilt (A)	#14	NR	L, 59-63

2-5	Kentucky (H)	#19	#10	W, 107-88
2-8	Georgia (A)	#19	NR	W, 89-86
2-10	Duke (A)	#19	#6	L, 70-88
2-13	Auburn (H)	#20	NR	W, 98-61
2-17	Alabama (H)	#20	NR	W, 88-81
2-20	Ole Miss (A)	#19	NR	W, 89-78
2-23	Tennessee (H)	#19	NR	W, 119-87
2-27	Florida (A)	#18	NR	W, 79-66
3-2	Miss. State (A)	#18	#23	L, 73-76

SEC Tournament - Nashville, Tenn.

3-8	Auburn (N-SEC)	#16	NR	L, 77-92
-----	----------------	-----	----	----------

NCAA Tournament - Minneapolis, Minn.

3-14	Connecticut (N-NCAA)	#22	NR	L, 62-79
------	----------------------	-----	----	----------

1991-92 RECORD:

Year-by-Year Results

INTRO

100 YEARS

THIS IS LSU

TIGERS

COACHES

REVIEW

PREVIEW

RECORDS

HISTORY

LSU

MEDIA

1-5	Florida (A)	NR	NR	L, 73-74
1-8	Auburn (H)	NR	NR	W, 83-72
1-11	Arkansas (A)	NR	#4	L, 83-84
1-15	Vanderbilt (A)	NR	#24	W, 83-81
1-19	Alabama (H)	NR	NR	L, 67-71
1-22	N. Carolina (H-N. O.)	NR	#4	L, 65-88
1-26	Mississippi St. (H)	NR	NR	L, 52-66
1-29	Ole Miss (H)	NR	NR	W, 90-66
2-2	South Carolina (A)	NR	NR	W, 77-71
2-5	Tennessee (H)	NR	NR	W, 84-83
2-8	Alabama (A)	NR	NR	L, 66-75
2-12	Auburn (A)	NR	NR	L, 83-111
2-15	Kentucky (H)	NR	#11	L, 95-99
2-19	Georgia (H)	NR	NR	L, 84-100
2-23	Louisville (A)	NR	#13	L, 64-82
2-26	Mississippi St. (A)	NR	NR	L, 66-86
3-2	Arkansas (H) (ot)	NR	#1	L, 105-108
3-5	Ole Miss (A)	NR	NR	L, 78-93
SEC Tournament - Memphis, Tenn.				
3-10	Georgia (N)	NR	NR	L, 70-83

1994-95 RECORD: 12-15, 6-10

Coach: Dale Brown

Date	Opponent	LSU Rank	Opp Rank	Results
11-11	High Five America (H)*			W, 83-73
11-18	Victorian All-Stars (H)*			W, 94-90
11-25	Southeastern La. (H)	NR	NR	W, 106-80
11-29	McNeese State (H)	NR	NR	W, 86-71
12-3	George Mason (H)	NR	NR	W, 127-104
12-6	Troy State (H)	NR	NR	W, 113-78
12-17	UCLA (H)	NR	#2	L, 72-92
12-20	Oklahoma St. (A-Tulsa)	NR	NR	L, 67-111
12-22	Coppin State (H)	NR	NR	L, 66-69
12-28	Georgia State (H)	NR	NR	W, 105-70
12-30	Md-Baltimore Co. (H)	NR	NR	W, 88-67
1-3	Florida (H)	NR	#13	W, 70-66
1-7	Texas (A)	NR	NR	L, 71-80
1-11	Auburn (A)	NR	NR	W, 76-73
1-17	Alabama (A)	NR	NR	W, 74-61
1-21	Ole Miss (H) (ot)	NR	NR	W, 87-81
1-25	Miss. State (A)	NR	NR	L, 60-73
1-28	Vanderbilt (H)	NR	NR	L, 58-66
1-31	Arkansas (A)	NR	#8	L, 81-105
2-4	Tennessee (A)	NR	NR	W, 56-52
2-8	Miss. State (H)	NR	#21	L, 61-67
2-11	Alabama (H)	NR	#18	L, 66-74
2-15	Ole Miss (A)	NR	NR	L, 90-102
2-18	Georgia (A)	NR	NR	L, 89-98
2-22	Arkansas (H)	NR	#8	L, 90-92
2-25	Auburn (H)	NR	NR	W, 89-78
3-1	South Carolina (H)	NR	NR	L, 62-69
3-4	Kentucky (A)	NR	#5	L, 80-127
SEC Tournament - Atlanta, Ga.				
3-9	Vanderbilt (N)	NR	NR	L, 61-85

1995-96 RECORD: 12-17, 4-12

Coach: Dale Brown

Date	Opponent	LSU Rank	Opp Rank	Results
11-8	Athletes in Action (H)*			L, 82-90
11-15	Victorian All-Stars (H)*			W, 79-62
Hawaii Tipoff Classic				
11-24	Saint Louis (N)	NR	NR	L, 70-79
11-26	Dayton (N)	NR	NR	L, 73-86
11-29	Southern (H)	NR	NR	W, 109-100
12-1	McNeese State (H)	NR	NR	W, 83-73
12-5	Michigan (H)	NR	#22	L, 68-69
12-16	Tenn-Martin (H)	NR	NR	W, 93-74
12-19	Centenary (H)	NR	NR	W, 65-63
12-22	Jackson State (H)	NR	NR	L, 76-87
12-23	Louisiana College (H)	NR	NR	W, 104-65
12-29	Marist (H)	NR	NR	W, 80-65
12-30	Cornell (H)	NR	NR	W, 70-60
1-3	Mississippi State (H)	NR	#17	L, 64-77
1-6	Alabama (H)	NR	NR	W, 99-77
1-10	Vanderbilt (A)	NR	NR	W, 71-68
1-16	Kentucky (H)	NR	#2	L, 97-129
1-21	Auburn (A)	NR	#21	L, 87-95
1-23	Nicholls State (H)	NR	NR	W, 86-69
1-27	Florida (A)	NR	NR	L, 70-73
1-30	Arkansas (A)	NR	NR	L, 68-76
2-3	Ole Miss (H)	NR	NR	W, 71-66
2-7	Georgia (H)	NR	NR	L, 82-85
2-10	South Carolina (A)	NR	NR	L, 68-106
2-14	Tennessee (H)	NR	NR	L, 65-73
2-17	Alabama (A)	NR	NR	L, 73-76
2-21	Mississippi State (A)	NR	NR	L, 77-88
2-24	Auburn (H)	NR	NR	W, 93-67
2-28	Ole Miss (A)	NR	NR	L, 48-75
3-2	Arkansas (H)	NR	NR	L, 79-94
SEC Tournament - New Orleans				
3-7	South Carolina (N)	NR	NR	L, 76-85

1996-97 RECORD: 10-20, 3-13

Coach: Dale Brown

Date	Opponent	LSU Rank	Opp Rank	Results
11-8	Geelong Supercats (H)*			W, 67-61
11-15	Bulgaria (H)*			W, 81-40
11-22	Troy State (H)	NR	NR	W#, 90-59
Maui Classic				
11-25	Kansas (N)	NR	#2	L, 53-82
11-26	Iowa (N)	NR	NR	W#, 70-60
11-27	South Carolina (N)	NR	NR	L, 68-74
11-30	North Carolina A&T (H)	NR	NR	W#, 74-62
12-3	Samford (H)	NR	NR	L, 50-53
John Wooden Classic - Anaheim, Calif.				
12-7	Louisville (N) (ot)	NR	NR	L, 87-93
12-15	Michigan (A)	NR	#5	L, 59-70
12-18	N. Carolina (A)	NR	#12	L, 48-67
12-21	Oral Roberts (H)	NR	NR	W#, 59-58

12-23	Prairie View (H)	NR	NR	W, 96-56
12-28	Fresno State (H)	NR	NR	W#, 79-75
12-30	Lafayette (H)	NR	NR	W, 64-43
1-4	Mississippi State (A)	NR	NR	L, 66-69
1-7	Florida (H)	NR	NR	W, 88-82
1-11	Arkansas (A)	NR	NR	L, 59-82
1-15	Vanderbilt (H)	NR	NR	L, 62-69
1-19	Tennessee (A)	NR	NR	L, 52-66
1-22	Auburn (H)	NR	NR	W, 75-59
1-25	Alabama (A)	NR	NR	L, 66-75
1-29	Mississippi State (H)	NR	NR	L, 60-68
2-1	South Carolina (H)	NR	#25	L, 65-80
2-5	Ole Miss (H)	NR	NR	L, 73-79
2-8	Auburn (A)	NR	NR	L, 72-76
2-12	Kentucky (A)	NR	#4	L, 48-84
2-15	Alabama (H)	NR	NR	L, 72-78
2-22	Georgia (A)	NR	NR	L, 59-82
2-26	Ole Miss (A)	NR	NR	L, 68-74
3-1	Arkansas (H)	NR	NR	W, 66-64
SEC Tournament - Memphis, Tenn.				
3-6	Georgia (N)	NR	#24	L, 54-75

wins forfeited by NCAA

COACH JOHN BRADY 10 SEASONS • 1997-2007 (84-126 (.593))

1997-98 RECORD: 9-18, 2-14

Coach: John Brady

Date	Opponent	LSU Rank	Opp Rank	Results
11-6	Double Pump* (H)			W, 76-67
11-14	Outback All-Stars* (H)			W, 60-62
11-20	Southern-NO (H)	NR	NR	W, 99-51
11-24	Centenary (H)	NR	NR	W, 59-41
11-26	Fresno State (A)	NR	#12	L, 65-90
11-29	Nicholls St. (H)	NR	NR	W, 72-52
12-1	Lamar (H)	NR	NR	L, 64-70
12-14	Jackson St. (H)	NR	NR	W, 57-49
12-17	Texas (A)	NR	NR	L, 63-69
12-23	Robert Morris (H)	NR	NR	W, 63-58
12-28	Southern-BR (H)	NR	NR	W, 77-66
12-30	Houston (H)	NR	NR	W, 72-50
1-4	Arkansas (A)	NR	#23	L, 59-62
1-7	Alabama (H)	NR	NR	L, 57-60
1-10	South Carolina (A)	NR	#16	L, 53-70
1-14	Auburn (H)	NR	NR	W, 59-54
1-17	Florida (A)	NR	NR	W, 66-63
1-21	Ole Miss (A)	NR	#13	L, 58-80
1-24	Georgia (H)	NR	NR	L, 52-61
1-28	Arkansas (H)	NR	#15	L, 68-85
1-31	Tennessee (H)	NR	NR	L, 65-72
2-4	Kentucky (H)	NR	#8	L, 61-63
2-11	Miss. State (A)	NR	NR	L, 48-65
2-14	Auburn (A)	NR	NR	L, 44-66
2-18	Ole Miss (H)	NR	#15	L, 57-83
2-21	Alabama (A)	NR	NR	L, 60-69
2-25	Vanderbilt (A)	NR	NR	L, 58-60
2-28	Miss. State (H)	NR	NR	L, 62-63
SEC Tournament - Atlanta, Ga.				
3-5	Tennessee (N)	NR	NR	L, 62-73

1998-99 RECORD: 12-15, 4-12

Coach: John Brady

Date	Opponent	LSU Rank	Opp Rank	Results
11-16	Texas-Pan Am (H)	NR	NR	W, 75-56
11-21	McNeese State (H)	NR	NR	W, 52-39
11-25	North Carolina A&T (H)	NR	NR	W, 72-59
11-30	Houston (A)	NR	NR	L, 55-67
12-12	Jackson State (H)	NR	NR	W, 72-53
12-16	Prairie View A&M (H)	NR	NR	W, 84-62
12-19	Texas (H) (ot)	NR	NR	W, 63-61
12-22	Troy State (H)	NR	NR	W, 74-56
12-29	Belmont (H)	NR	NR	W, 82-63
1-2	Arkansas (H)	NR	#18	L, 75-80
1-6	Tennessee (A)	NR	NR	L, 58-93
1-9	Auburn (H)	NR	#14	L, 70-73
1-13	Alabama (H)	NR	NR	W, 71-70
1-16	Mississippi State (A)	NR	NR	L, 53-55
1-20	Florida (H)	NR	NR	L, 58-77
1-23	Vanderbilt (H)	NR	NR	W, 64-59
1-27	Arkansas (A)	NR	#21	L, 64-86
1-30	Kentucky (A)	NR	#6	L, 62-86
2-3	Ole Miss (H)	NR	NR	L, 66-82
2-6	Auburn (A)	NR	#6	L, 54-80
2-10	Alabama (A) (3ot)	NR	NR	L, 71-72
2-13	Arizona (A)	NR	#10	L, 71-78
2-17	South Carolina (H)	NR	NR	W, 60-56
2-20	Georgia (A)	NR	NR	L, 57-59
2-24	Mississippi State (H)	NR	NR	W, 74-63
2-27	Ole Miss (A)	NR	NR	L, 57-79
SEC Tournament - Atlanta, Ga.				
3-4	Florida (N)	NR	#21	L, 75-97

SEC Champions

1999-00 RECORD: 28-6, 12-4

Coach: John Brady

Date	Opponent	LSU Rank	Opp Rank	Results
11-8	Next Level (H)*			W, 78-70
11-12	Sports Tour (H)*			W, 94-61
11-20	Grambling State (H)	NR	NR	W, 112-37
11-22	Southeastern La. (H)	NR	NR	W, 75-36
Hawaii Pacific Classic - Honolulu, Hawaii				
11-26	Oakland Univ. (N)	NR	NR	W, 87-80
11-27	Wyoming (N)	NR	NR	W, 103-86
11-28	Fresno State (N)	NR	NR	W, 95-85
12-11	Alcorn State (H)	NR	NR	W, 71-64
12-14	Tennessee-Martin (H)	NR	NR	W, 73-45
12-18	Sam Houston (H)	NR	NR	W, 85-67
12-21	Centenary (H-S'port)	NR	NR	W, 80-52

12-23	Nicholls State (H)	NR	NR	W, 91-74
12-27	Howard (H)	NR	NR	W, 81-55
Sugar Bowl Classic - New Orleans, La.				
12-30	Oklahoma State (N)	NR	#11	W, 63-53
1-5	Alabama (H)	#21	NR	W, 78-66
1-8	Tennessee (H)	#21	#15	L, 59-64
1-12	Florida (A)	#24	#10	L, 57-82
1-15	Vanderbilt (A)	#24	NR	L, 62-65
1-19	Georgia (H)	NR	NR	W, 61-57
1-26	Arkansas (H)	NR	NR	W, 96-75
1-29	Arizona (H)	NR	#5	W, 86-60
2-2	Mississippi State (A)	#22	NR	L, 66-68
2-5	Alabama (A)	#22	NR	W, 93-60
2-9	Auburn (H)	#25	#9	W, 83-68
2-13	Kentucky (H)	#25	#11	W, 70-57
2-16	Ole Miss (A)	#16	NR	W, 97-53
2-19	Arkansas (A)	#16	NR	W, 78-67
2-23	South Carolina (A)	#15	NR	W, 64-59
2-26	Mississippi State (H)	#15	NR	W, 71-66
3-1	Auburn (A)	#12	#19	W, 55-53
3-4	Ole Miss (H)	#12	NR	W, 64-60
SEC Tournament - Atlanta, Ga.				
3-10	Vanderbilt (N)	#10	NR	W, 71-60
3-11	Arkansas (N)	#10	NR	L, 67-69
NCAA Tournament - Salt Lake City, Utah				
3-16	SE Missouri St. (N)	#10	NR	W, 64-61
3-18	Texas (N)	#10	#15	W, 72-67
NCAA Tournament - Albuquerque, N. M.				
3-23	Wisconsin (N)	#10	NR	L, 48-61

2000-01 RECORD: 13-16, 2-14

Coach: John Brady

Date	Opponent	LSU Rank	Opp Rank	Results
11-6	*Global Sports (H)			W, 72-69
11-13	*Angola Atletico (H)			W, 92-52
11-20	UL-Monroe (H)	NR	NR	

2002-03 RECORD: 21-11, 8-8

Coach: John Brady

Date	Opponent	LSU Rank	Opp Rank	Results
11-7	Global Sports*			L, 69-78
11-15	Houston Sports*			W, 81-71
Hispanic Classic - Baton Rouge				
11-22	Nicholls State (H)	NR	NR	W, 68-24
11-24	South Alabama (H)	NR	NR	W, 71-62
Space City Classic - Houston				
11-30	Texas A&M (N)	NR	NR	L, 77-79
12-3	Delaware State (H)	NR	NR	W, 65-44
12-7	McNeese State (H)	NR	NR	W, 93-72
12-14	Texas A&MCC (H)	NR	NR	W, 95-60
12-17	Prairie View A&M (H)	NR	NR	W, 75-49
12-21	Arizona (H)	NR	#1	W, 66-65

Nokia Sugar Bowl Classic - New Orleans

12-28	Tulane (A)	#24	NR	W, 74-62
12-30	New Orleans (H)	#21	NR	W, 69-57
1-5	Georgia (A)	#21	NR	L, 63-89
1-8	Houston (H)	NR	NR	W, 80-51
1-11	Mississippi State (H)	NR	#7	W, 85-72
1-15	Centenary (H)	#23	NR	W, 112-65
1-18	Ole Miss (H)	#23	NR	L, 57-67
1-22	Arkansas (A)	NR	NR	L, 65-73
1-25	Mississippi State (A)	NR	22	L, 64-67
1-28	Florida (H)	NR	4	L, 53-70
2-1	Alabama (A)	NR	#23	L, 66-75
2-5	South Carolina (H)	NR	NR	W, 71-58
2-8	Auburn (H)	NR	NR	L, 54-56
2-12	Vanderbilt (H)	NR	NR	W, 79-60
2-15	Kentucky (A)	NR	#3	L, 57-68
2-22	Arkansas (H)	NR	NR	W, 75-56
2-26	Auburn (H)	NR	NR	W, 94-63
3-1	Tennessee (A)	NR	NR	W, 88-67
3-5	Ole Miss (A)	NR	NR	W, 77-64
3-8	Alabama (H)	NR	NR	W, 66-62

SEC Tournament - New Orleans

3-13	Arkansas (N)	NR	NR	W, 85-56
3-14	Florida (N)	NR	#7	W, 65-61
3-15	Mississippi State (N)	NR	NR	L, 61-76

NCAA Tournament - Birmingham, Ala.

3-21	Purdue (N)	NR	NR	L, 56-80
------	------------	----	----	----------

2003-04 RECORD: 18-11, 8-8

Coach: John Brady

Date	Opponent	LSU Rank	Opp Rank	Results
11-6	Global Sports (H)*			L, 64-68
11-17	SE All Stars (H)*			W, 77-64
11-21	Southern (H)	NR	NR	W, 70-59
11-24	McNeese State (H)	NR	NR	W, 87-77
11-26	Troy State (H)	NR	NR	W, 78-69
11-29	La.-Monroe (H)	NR	NR	W, 96-65
12-16	Utah (H)	NR	NR	W, 65-51
12-20	Southern Miss (H)	NR	NR	W, 65-50
12-23	Tulane (H)	NR	NR	W, 67-48

Nokia Sugar Bowl Classic - New Orleans

12-27	UAB (N)	NR	NR	W, 78-62
12-30	Houston (A)	NR	NR	L, 52-60
1-3	Centenary (A)	NR	NR	W, 66-63
1-6	Arkansas (A)	NR	NR	W, 66-55
1-10	Alabama (H)	NR	NR	W, 70-66
1-12	UNO (A)	NR	NR	W, 68-60
1-17	Mississippi St. (H)	NR	#20	L, 54-64
1-21	Ole Miss (A)	NR	NR	L, 49-53
1-24	South Carolina (A)	NR	#25	L, 61-55
1-28	Georgia	NR	NR	W, 63-59
1-31	Alabama (A)	NR	NR	W, 60-54
2-4	Tennessee (H)	NR	NR	W, 84-67
2-7	Arkansas (H)	NR	NR	W, 65-52
2-14	Florida (A)	NR	#22	W, 73-70
2-18	Auburn (H)	#24	NR	L, 68-80
2-21	Vanderbilt (A)	NR	NR	L, 54-74
2-25	Miss. State (A)	NR	#7	L, 58-84
2-29	Kentucky (H)	NR	#9	L, 64-70
3-3	Ole Miss (H)	NR	NR	W, 58-45
3-6	Auburn (A)	NR	NR	L, 66-78

SEC Tournament - Atlanta, Ga.

3-12	South Carolina (N)	NR	NR	L, 65-84
------	--------------------	----	----	----------

National Invitation Tournament

3-17	Oklahoma (A)	NR	NR	L, 61-70
------	--------------	----	----	----------

SEC Western Division Champions

2004-05 RECORD: 20-10, 12-4

Coach: John Brady

Date	Opponent	LSU Rank	Opp Rank	Results
11-9	EA All-Stars (H)*			W, 62-52
11-15	Houston Sports (H)*			W, 124-78
LSU Louisiana Classic				
11-19	Tulane (H)	NR	NR	W, 83-58
11-21	La.-Lafayette (H)	NR	NR	W, 83-69
11-24	New Orleans (H)	NR	NR	W, 95-79
11-27	West Virginia (H)	NR	NR	L, 69-84
12-11	Northwestern St. (H)	NR	NR	W, 83-74
12-13	McNeese State (H)	NR	NR	W, 82-79
12-18	Southern Miss (A)	NR	NR	L, 84-88
12-21	Houston (A)	NR	NR	L, 72-81

Nokia Sugar Bowl Classic - New Orleans

12-30	Florida State (N)	NR	NR	W, 67-50
1-3	Utah (A)	NR	NR	L, 55-69
1-8	Alabama (A)	NR	#19	L, 58-73
1-12	South Carolina (H)	NR	NR	W, 79-64
1-15	Ohio State (H)	NR	NR	W, 113-101
1-19	Arkansas (H)	NR	NR	W, 66-63
1-22	Kentucky (A)	NR	#8	L, 58-89
1-26	Ole Miss (H)	NR	NR	W, 70-60
1-29	Mississippi State (H)	NR	#22	W, 69-62
2-2	Georgia (A)	NR	NR	W, 95-79
2-5	Tennessee (A)	NR	NR	L, 55-77

2-9	Auburn (H)	NR	NR	W, 90-69
2-12	Arkansas (A)	NR	NR	L, 62-65
2-16	Mississippi State (A)	NR	NR	W, 80-72
2-19	Florida (H)	NR	#24	W, 77-73
2-22	Alabama (H)	NR	#14	W, 61-59
2-26	Auburn (A)	NR	NR	W, 77-64
3-2	Ole Miss (A)	NR	NR	W, 58-53
3-5	Vanderbilt (H)	NR	NR	W, 81-69
SEC Tournament - Atlanta, Ga.				
3-11	Auburn (N)	NR	NR	W, 89-58
3-12	Kentucky (N)	NR	#4	L, 78-79
NCAA Tournament - Boise, Idaho				
3-17	UAB (N)	NR	NR	L, 68-82

SEC Champions NCAA Final Four

2005-06 RECORD: 27-9, 14-2

Coach: John Brady

Date	Opponent	LSU Rank	Opp Rank	Results
11-10	EA Sports (H)*			W, 74-54
11-15	LSU-Shreveport (H)*			W, 122-58
11-18	Southern (H)	NR	NR	W, 84-56
11-21	Nicholls State (H)	NR	NR	W, 104-57
11-26	West Virginia (A) (ot)	NR	13	W, 71-68
11-29	Houston (H)	25	NR	L, 63-84
12-10	McNeese State (H)	NR	NR	W, 90-70
12-13	New Orleans (H)	NR	NR	W, 94-53
12-17	UL-Lafayette (H)	NR	NR	W, 81-62

Las Vegas Holiday Classic - Baton Rouge, La. & Las Vegas, NV

12-19	Northern Iowa (H)	NR	NR	L, 50-54
12-23	Ark.-Monticello (N)	NR	NR	W, 75-48
12-23	Cincinnati (N)	NR	NR	W, 72-75
12-31	Ohio State (A)	NR	21	L, 76-78
1-3	Tulane (H)	NR	NR	W, 65-58
1-7	Connecticut (A)	NR	2	L, 65-67
1-11	Arkansas (A)	NR	NR	W, 63-58
1-14	Tennessee (H)	NR	NR	W, 88-74
1-18	Miss. State (A)	NR	NR	W, 71-57
1-21	Alabama (H)	NR	NR	W, 66-57
1-25	Georgia (H)	NR	NR	W, 81-52
1-28	Ole Miss (A)	NR	NR	W, 79-73
2-1	Auburn (H)	24	NR	W, 84-69
2-4	Alabama (A)	24	NR	L, 62-67
2-8	Arkansas (H)	NR	NR	W, 78-77
2-11	Florida (A)	7	L, 62-71	
2-15	Miss. State (H)	25	NR	W, 72-59
2-18	Auburn (A)	25	NR	W, 65-61
2-22	Vanderbilt (A)	24	NR	W, 77-66
2-25	Kentucky (H)	24	NR	W, 71-67
2-28	South Carolina (A)	21	NR	W, 64-61
3-4	Ole Miss (H)	21	NR	W, 55-52

SEC Tournament - Nashville, Tenn.

3-10	Vanderbilt (A)	16	NR	W, 92-73
3-11	Florida (N)	16	NR	L, 65-81

NCAA Tournament - Jacksonville, Fla.

3-16	Iona (N)	19	NR	W, 80-64
3-18	Texas A&M (N)	19	NR	W, 58-57

NCAA Tournament - Atlanta, Ga.

3-23	Duke (N)	19	1	W, 62-54
3-25	Texas (N)	19	9	W, 70-60

NCAA Final Four - Indianapolis, Ind.

4-01	UCLA (N)	19	17	L, 45-59
------	----------	----	----	----------

2006-07 Record 17-15, 5-11

Coach: John Brady

Date	Opponent	LSU Rank	Opp Rank	Results
11-9	EA Sports (H)*	5	NR	W, 70-65
11-15	Louisiana College (H)*	7	NR	W, 94-41
11-17	Nicholls State (H)	7	NR	W, 96-42
11-19	Louisiana-Monroe (H)	7	NR	W, 88-57
11-25	Wichita State (H)	6	24	L, 53-57
11-29	McNeese State (H)	10	NR	W, 91-57
12-3	Tulane (A)	10	NR	W, 74-67
12-5	Texas A&M (H)	9	6	W, 64-52
12-10	Texas (N-Houston) (ot)	9	NR	L, 75-76
12-17	Oregon State (A)	12	NR	W, 60-53
12-20	Washington (A)	12	17	L, 72-88
12-23	Louisiana Tech (H)	12	NR	W, 68-52

Hispanic College Funds Classic - Baton Rouge

12-27	Wright State (H)	17	NR	W, 71-45
12-28	Miss. Valley State (H)	17	NR	W, 92-58
12-29	Samford (H)	17	NR	W, 60-45
1-6	Connecticut (H)	14	18	W, 66-49
1-9	Alabama (A)	13	14	L, 61-71
1-13	Auburn (H)	13	NR	W, 65-63
1-17	Ole Miss (H)	16	NR	W, 62-55
1-20	Arkansas (A)	16	NR	L, 52-72
1-24	Vanderbilt (H)	21	NR	L, 53-64
1-28	Georgia (A)	21	NR	L, 54-57
1-31	Alabama (H)	NR	19	L, 70-73
2-3	Mississippi State (A)	NR	NR	L, 78-85
2-6	Tennessee (A)	NR	NR	L, 67-70
2-10	Arkansas (H)	NR	NR	W, 71-67
2-14	Ole Miss (A)	NR	NR	L, 70-71
2-17	Miss. State (H)	NR	NR	L, 50-56
2-20	Kentucky (A)	NR	NR	L, 63-70
2-24	Florida (H)	NR	3	W, 66-56
2-28	Auburn (A)	NR	NR	L, 68-80
3-3	South Carolina (H)	NR	NR	W, 61-52

SEC Tournament - Atlanta, Ga.

3-8	Tennessee (N) (ot)	NR	22	W, 76-67
3-9	Ole Miss (N)	NR	NR	L, 60-80

2007-08 Record: 13-18, 6-10

Coach: John Brady

Coach Butch Pierre (final 10 games)

Date	Opponent	LSU Rank	Opp Rank	Results
Canadian Exhibition Tour				
9-1	Guelph* (A)	NR	NR	W, 92-60
9-2	York* (A)	NR	NR	W, 101-67
9-3	Toronto* (A)	NR	NR	W, 82-55

EA Sports Maui Classic

11-1	Belhaven* (H)	NR	NR	W, 108-57
11-6	EA Sports* (H)	NR	NR	W, 72-68
11-12	Southeastern La. (H)	NR	NR	W, 72-62
11-14	McNeese St. (H)	NR	NR	W, 78-74

EA Sports Maui Classic

11-19	Oklahoma State (N)	NR	NR	L, 77-83
11-20	Chaminade (A)	NR	NR	W, 78-82
11-21	Arizona State (N) (ot)	NR	NR	L, 84-87
11-28	Nicholls State (H)	NR	NR	W, 68-41
11-30	Southern (H)	NR	NR	W, 88-45

Big East/SEC Challenge - Philadelphia

12-6	Villanova (A)	NR	25	L, 67-68
12-15	Northwestern St. (H)	NR	NR	W, 82-58
12-19	Wichita State (A)	NR	NR	L, 47-67
12-22	Oregon State (H)	NR	NR	L, 67-61
12-29	Washington (H)	NR	NR	L, 65-73
1-2	Tulane (A)	NR	NR	L, 63-68
1-5	Texas A&M (A)	NR	12	L, 53-79
1-9	Mississippi St. (H)	NR	NR	L, 39-61
1-12	Ole Miss (A)	NR	16	L, 7

INTRO

100 YEARS

THIS IS LSU

TIGERS

COACHES

REVIEW

PREVIEW

RECORDS

HISTORY

LSU

MEDIA

Alabama (65-95)

Jan. 1916	H	L	25-39
Jan. 1916	H	L	25-44
Feb. 1916	A	W	25-18
Jan. 1917	H	W	34-7
Feb. 1917	A	W	38-9
Feb. 9, 1918	A	W	28-25
Feb. 9, 1920	A	W	30-11
Feb. 23, 1920	H	W	44-19
Feb. 12, 1924	A	L	8-44
Jan. 25, 1926	A	L	15-26
Jan. 26, 1926	A	W	28-22
Jan. 1929	A	L	16-38
Jan. 1929	A	L	28-37
Feb. 3, 1930	A	L	20-37
Feb. 4, 1930	A	L	22-28
Jan. 22, 1931	H	L	26-40
Jan. 23, 1931	H	L	28-37
Jan. 22, 1932	A	L	25-34
Jan. 23, 1932	A	L	25-37
Jan. 4, 1933	H	W	32-27
Jan. 5, 1933	H	L	36-40
Jan. 12, 1934	A	L	33-36
Jan. 13, 1934	A	L	29-37
Jan. 7, 1935	H	W	34-32
Jan. 8, 1935	H	W	41-39
Jan. 10, 1936	A	L	25-37
Jan. 11, 1936	A	L	34-43
Feb. 28, 1936	Knox	L	30-52
Jan. 6, 1937	H	W	43-33
Jan. 7, 1937	H	W	47-27
Feb. 7, 1938	A	L	33-41
Feb. 8, 1938	A	L	32-33
Jan. 6, 1939	H	W	33-29
Jan. 7, 1939	H	L	30-39
Jan. 15, 1940	A	W	33-28
Feb. 29, 1940	Knox	L	25-51
Jan. 6, 1941	H	W	37-28
Jan. 13, 1941	A	L (ot)	32-36
Jan. 12, 1942	A	L	28-40
Feb. 27, 1942	Lville	L (ot)	31-45
Jan. 1943	A	W	32-29
Jan. 1943	A	W	36-32
Jan. 26, 1943	Lville	W	47-41
Jan. 14, 1946	A	W	48-26
Jan. 16, 1946	H	W	44-30
Jan. 13, 1947	A	L	38-45
Feb. 7, 1947	H	W	54-43
Jan. 27, 1948	A	L	43-49
March 1, 1948	H	L	32-37
Jan. 20, 1949	H	W	51-44
Feb. 5, 1949	A	L	45-56
Jan. 20, 1950	SA	W	64-58
Feb. 3, 1950	H	L	52-60
Dec. 23, 1951	A	L	69-94
Dec. 8, 1951	H	W	68-61
Dec. 17, 1952	A	W	58-45
Feb. 22, 1954	H	W	79-61
Feb. 21, 1955	A	L	51-71
Feb. 1956	H	L	59-77
Feb. 18, 1957	A	L	70-82
Dec. 20, 1957	Char	L	50-60
Feb. 1958	H	W	58-49
Feb. 16, 1959	A	L	84-89
Feb. 15, 1960	H	W	66-53
Feb. 20, 1961	A	L	60-68
Dec. 16, 1961	Birm	W	72-63
Feb. 19, 1962	H	W	69-60
Feb. 18, 1963	A	L	71-75
Feb. 17, 1964	H	L	70-72
Feb. 6, 1965	H	W	67-64
Feb. 1965	A	L	78-90
Feb. 7, 1966	A	L	62-66
Feb. 19, 1966	H	L	73-81
Jan. 14, 1967	A	L (ot)	74-76
Feb. 18, 1967	H	L	77-86
Dec. 30, 1967	H	W	81-70
Feb. 17, 1968	A	W	99-89
Jan. 4, 1968	A	L	82-85
Feb. 8, 1968	H	W	81-75
Jan. 3, 1970	H	W	90-83
Feb. 7, 1970	A	L	104-106

Jan. 4, 1971	A	L	87-101
Feb. 6, 1971	H	W	107-78
Jan. 10, 1972	H	L	80-101
Feb. 12, 1972	A	L (4ot)	99-103
Jan. 6, 1973	A	L	66-77
Feb. 10, 1973	H	W	72-70
Jan. 19, 1974	H	L (ot)	79-80
Feb. 18, 1974	A	L	87-99
Jan. 18, 1975	A	L	67-93
Feb. 17, 1975	H	L	76-80
Jan. 17, 1976	A	L	75-113
Feb. 14, 1976	H	L	74-78
Jan. 8, 1977	A	L	77-80
Feb. 5, 1977	H	L (ot)	70-77
Jan. 4, 1978	A	L	67-70
March 6, 1978	H	W	103-85
Jan. 10, 1979	A	L	76-90
Feb. 22, 1979	H	W	86-88
Jan. 7, 1980	H	L	56-57
Feb. 6, 1980	A	W (ot)	68-66
Feb. 29, 1980	Birm	W	73-66
Jan. 14, 1981	A	W	59-56
Feb. 11, 1981	H	W	70-57
Jan. 13, 1982	A	L	86-109
Feb. 10, 1982	H	W	73-68
Jan. 22, 1983	A	L	70-75
Feb. 19, 1983	H	L	67-71
Jan. 21, 1984	H	W	85-84
Feb. 17, 1984	A	L (ot)	49-51
March 11, 1984	Nash	L (ot)	70-72
Dec. 30, 1984	H	W	63-61
Jan. 9, 1985	A	L	67-89
Jan. 9, 1986	A	L	67-83
Feb. 9, 1986	H	L	71-80
Jan. 15, 1987	A	L	65-69
Feb. 14, 1987	H	L	52-60
March 8, 1987	Atl	L	62-69
Jan. 20, 1988	H	W	67-52
Feb. 20, 1988	A	L	59-72
Jan. 21, 1989	H	W	80-76
Feb. 22, 1989	A	L	72-87
Jan. 21, 1990	A	L	55-70
Feb. 21, 1990	H	W	75-69
Jan. 15, 1991	A	W	90-80
Feb. 17, 1991	H	W	88-81
Jan. 14, 1992	A	W	89-81
Jan. 29, 1992	H	W	73-65
Jan. 6, 1993	A	L	67-77
Feb. 23, 1993	H	W	76-68
Jan. 19, 1994	H	L	67-71
Feb. 8, 1994	A	L	66-75
Jan. 17, 1995	A	W	74-61
Feb. 11, 1995	H	L	66-74
Jan. 6, 1996	H	W	99-77
Feb. 17, 1996	A	L	73-76
Jan. 25, 1997	A	L	66-75
Feb. 15, 1997	H	L	72-78
Jan. 7, 1998	H	L	57-60
Feb. 21, 1998	A	L	60-69
Jan. 15, 1999	H	W	71-70
Feb 10, 1999	A	L (3ot)	71-72
Jan. 5, 2000	H	W	78-66
Feb. 5, 2000	A	W	93-60
Jan. 6, 2001	H	L	73-82
Feb. 3, 2001	A	L	66-76
Jan. 5, 2002	A	L	74-76
Feb. 2, 2002	H	L	48-57
Feb. 1, 2003	A	L	74-76
March 8, 2003	H	W	66-62
Jan. 10, 2004	H	W	70-66
Jan. 31, 2004	A	W	60-54
Jan. 8, 2005	A	L	58-73
Feb. 22, 2005	H	W	61-59
Jan. 21, 2006	H	W	68-57
Feb. 11, 2006	A	L	62-67
Jan. 9, 2007	A	L	61-71
Jan. 31, 2007	H	L	70-73
Feb. 2, 2008	A	L	72-81
Mar. 5, 2008	H	W	80-74

Knox = Knoxville, Tenn.
Lville = Louisville, Ky.
SA = San Antonio, Texas
Char = Charlotte, N.C.

Birm = Birmingham, Ala.
Nash = Nashville, Tenn.
Atl = Atlanta, Ga.
LSU at home: LSU leads, 44-28
at Alabama: Alabama leads, 61-17
at Neutral sites: Alabama leads, 6-4

UAB (1-1)

Dec. 27, 2003	NO	W	78-62
March 17, 2005	Boise	L	68-82

NO = New Orleans, La.

Alcorn State (2-0)

March 9, 1980	Den	W	98-88
Dec. 11, 1999	H	W	71-64

Den = Denton, Texas

Appalachian State (1-0)

March 10, 1979	Blm	W	71-57
----------------	-----	---	-------

Blm = Bloomington, Ind.

Arizona (3-3)

Dec. 8, 1990	H	W	92-82
Dec. 7, 1991	A	L	67-87
Feb 13, 1999	A	L	71-78
Jan. 29, 2000	H	W	86-60
Dec. 20, 2000	A	L	75-88
Dec. 21, 2002	H	W	66-65

LSU at home: LSU leads, 3-0

at Arizona: Arizona leads, 3-0

Arizona State (0-1)

Nov. 21, 2007	Maui	L	84-87 (ot)
---------------	------	---	------------

Arkansas (18-28)

Dec. 9, 1949	H	W	62-46
Feb. 15, 1951	LR	L	50-64
Dec. 9, 1958	Sport	W	67-58
Dec. 21, 1961	Sport	L (ot)	81-84
Dec. 19, 1963	LR	W	72-70
Dec. 29, 1977	H	L	62-67
Dec. 20, 1979	LR	W	56-55
Nov. 29, 1980	Anch	L	76-86
March 20, 1981	NO	W	72-56
Jan. 11, 1992	H	L	90-101
March 3, 1992	A	L (ot)	92-106
Feb. 2, 1993	H	L	79-91
March 3, 1993	A	L	75-88
Jan. 11, 1994	A	L	83-84
March 2, 1994	H	L (ot)	105-108
Jan. 31, 1995	A	L	81-105
Feb. 22, 1995	H	L	90-92
Jan. 30, 1996	A	L	68-76
March 2, 1996	H	L	79-94
Jan. 11, 1997	A	L	59-82
March 1, 1997	H	W	66-64
Jan. 4, 1998	A	L	59-62
Jan. 28, 1998	H	L	68-85
Jan. 2, 1999	H	L	75-80
Jan. 27, 1999	A	L	64-86
Jan. 26, 2000	H	W	96-75
Feb. 19, 2000	A	W	78-67
Mar. 11, 2000	Atl	L	67-69
Jan. 27, 2001	H	L	52-59
Feb. 17, 2001	A	L	70-87
March 9, 2001	Nash	L	72-77
Jan. 13, 2002	H	W	75-69
Feb. 16, 2002	A	W	67-63
Jan. 22, 2003	A	L	65-73
Feb. 22, 2003	H	W	75-56
Mar. 13, 2003	NO	W	85-56
Jan. 6, 2004	A	W	66-55
Feb. 7, 2004	H	W	65-52
Jan. 19, 2005	H	W (ot)	66-63
Feb. 12, 2005	A	L	62-65
Jan. 11, 2006	A	W	63-58
Feb. 8, 2006	H	W	78-77
Jan. 20, 2007	A	L	52-72
Feb. 10, 2007	H	W	71-67
Jan. 26, 2008	H	L	52-68
Feb. 20, 2008	A	L	61-87

LR = Little Rock, Ark.
Sport = Shreveport, La.

Anch = Anchorage, Alaska
NO = New Orleans, La.
Nash = Nashville, Tenn.
LSU at home: Arkansas leads, 10-9
at Arkansas: Arkansas leads, 13-4
at Neutral Sites: Tied, 5-5

Ark.-Monticello (1-0)

Dec. 22, 2006	LV	W	75-48
---------------	----	---	-------

LV = Las Vegas, Nev.

Arkansas State (2-1)

Dec. 4, 1986	H	W	73-61
Dec. 19, 1988	A	L	52-66
Dec. 18, 1990	H	W	98-74

Army (1-1)

March 21, 1970	MSG	L	68-75
Dec. 21, 1978	MSG	W	83-77

MSG = Madison Square Garden, NY

Auburn (79-58)

Feb. 10, 1912	A	L	15-38
1916	A	L	23-24
1917	A	W	37-12
Jan. 18, 1918	H	W	43-31
Jan. 19, 1918	H	W	34-27
Feb. 13, 1920	A	L	21-33
Jan. 1929	A	W	45-28
Jan. 1929	A	W	65-28
Feb. 7, 1930	H	W	44-27
Feb. 8, 1930	H	W	49-45
Feb. 8, 1932	H	L	34-48
Feb. 9, 1932	H	L	30-34
Feb. 27, 1932	Atl	L	22-30
Jan. 25, 1933	A	W	26-25
Jan. 26, 1933	A	L	24-25
Feb. 20, 1933	Atl	W	57-33
Feb. 5, 1934	H	W	40-17
Feb. 6, 1934	H	W	38-16
Feb. 1, 1937	A	L	24-37
Feb. 2, 1937	A	W	54-34
March 3, 1938	H	W	60-34
Jan. 5, 1940	H	W	50-39
Jan. 6, 1940	H	L	26-42
Feb. 11, 1941	A	L	49-50
Feb. 17, 1942	H	W	63-49
Jan. 1943	A	W	62-37

Jan. 13, 1973	A	W	79-60
Feb. 12, 1973	H	W	76-74
Jan. 26, 1974	A	W	87-76
Feb. 25, 1974	H	L	89-96
Jan. 25, 1975	H	L	78-87
Feb. 24, 1975	A	L	96-110
Jan. 3, 1976	H	L	86-102
March 6, 1976	A	L	80-90
Jan. 29, 1977	H	W	77-73
Feb. 26, 1977	A	W	86-76
Jan. 23, 1978	H	W	90-79
Feb. 20, 1978	A	W (ot)	101-95
Jan. 15, 1979	H	W	94-82
Feb. 12, 1979	A	W	78-68
Jan. 16, 1980	H	W	93-82
Feb. 13, 1980	A	W	50-44
Jan. 21, 1981	A	W	74-64
Feb. 18, 1981	H	W	58-47
Jan. 20, 1982	H	W	69-68
Feb. 17, 1982	A	L	72-82
Jan. 29, 1983	H	L	62-64
Feb. 26, 1983	A	W	87-61
Jan. 27, 1984	A	L	78-80
Feb. 25, 1984	H	W	81-80
Jan. 26, 1985	H	W	80-62
Feb. 27, 1985	A	W	78-73
March 7, 1985	Birm	L	55-58
Feb. 4, 1986	A	W	63-61
Feb. 26, 1986	H	L	86-92
Jan. 28, 1987	H	W	75-73
March 1, 1987	A	L	62-100
Feb. 3, 1988	A	W	78-69
March 5, 1988	H	L	80-89
Jan. 7, 1989	H	W	104-77
Feb. 8, 1989	A	W	104-91
Jan. 6, 1990	A	W	77-70
Feb. 7, 1990	H	W	82-71
Nov. 30, 1990	Orl	L	76-78
Jan. 12, 1991	A	W	96-84
Feb. 13, 1991	H	W	98-61
March 8, 1991	Nash	L	77-92
Jan. 8, 1992	A	W	87-70
Feb. 22, 1992	H	W	99-92
Jan. 9, 1993	H	W	87-81
Feb. 13, 1993	A	W	75-73
Jan. 8, 1994	H	W	83-72
Feb. 12, 1994	A	L	83-111
Jan. 11, 1995	A	W	76-73
Feb. 25, 1995	H	W	89-78
Jan. 21, 1996	A	L	87-95
Feb. 24, 1996	H	W	93-67
Jan. 22, 1997	H	W	75-59
Feb. 8, 1997	A	L	72-76
Jan. 14, 1998	H	W	59-54
Feb. 14, 1998	A	L	44-66
Jan. 9, 1999	H	L	70-73
Feb. 6, 1999	A	L	54-80
Feb. 9, 2000	H	W	83-68
March 1, 2000	A	W	55-53
Jan. 13, 2001	A	L	69-85
Feb. 10, 2001	H	L	65-76
Jan. 19, 2002	H	W	75-58
March 2, 2002	A	W	59-54
Feb. 8, 2003	A	L	54-56
Feb. 26, 2003	H	W	94-63
Feb. 18, 2004	H	L	68-80
March 6, 2004	A	L	66-78
Feb. 9, 2005	H	W	90-69
Feb. 26, 2005	A	W	77-64
Mar. 11, 2005	Atl	W	89-58
Feb. 1, 2006	H	W	84-69
Feb. 18, 2006	A	W	65-61
Jan. 13, 2007	H	W	65-63
Feb. 28, 2007	A	L	68-80
Jan. 16, 2008	H	L	67-74
Jan. 30, 2008	A	W	81-80

Atl = Atlanta, Ga.
Lville = Louisville, Ky.
Birm = Birmingham, Ala.
Orl = Orlando, Fla.
Nash = Nashville, Tenn.
LSU at home: LSU leads, 43-21
at Auburn: Tied, 32-32
at Neutral Sites: Auburn leads, 5-4

Ball State (0-1)			
March 19, 2002	H	L	65-75
Baylor (3-4)			
Feb. 23, 1921	A	L	20-32
Feb. 24, 1921	A	W	34-33
Dec. 14, 1946	H	W	61-34
Dec. 19, 1956	H	W	84-76
Dec. 5, 1964	H	L	72-84
Jan. 7, 1971	H	L	83-90
Dec. 6, 1971	A	L	77-81
LSU at home: Tied, 2-2 at Baylor: Baylor leads, 2-1			
Belmont (1-0)			
Dec. 29, 1998	H	W	82-63
Birmingham Southern (4-0)			
Dec. 5, 1951	H	W	77-40
Dec. 5, 1952	H	W	98-38
Dec. 6, 1956	H	W	60-59
Dec. 4, 1958	H	W	79-72
Bogalusa (1-0)			
Dec. 16, 1940	H	W	52-43
Boston University (2-0)			
Dec. 30, 1973	H	W	102-64
Dec. 28, 1979	H	W	92-72
Brigham Young (1-1)			
Dec. 1960	Gville	L	57-67
March 19, 1992	Boise	W	94-83
Gville = Greenville, S.C. Boise = Boise, Idaho			
Brigham Young-Hawaii (2-0)			
Nov. 30, 1985	A	W	89-71
Dec. 31, 1986	A	W	85-70
California (2-1)			
Nov. 29, 1975	H	W	85-68
Dec. 22, 1976	A	W	69-67
March 18, 1993	Chi	L	64-66
Chi = Chicago, Ill.			
UCLA (0-8)			
Dec. 30, 1950	A	L	66-95
Dec. 27, 1965	A	L	89-95
Dec. 23, 1969	A	L	84-133
Dec. 23, 1981	NO	L	76-83
Dec. 20, 1982	A	L	68-82
Dec. 18, 1993	A	L	80-100
Dec. 17, 1994	H	L	72-92
April 1, 2006	Ind	L	45-59
NO = New Orleans, La. Ind = Indianapolis, Ind. LSU at home: UCLA leads, 1-0 at UCLA: UCLA leads, 5-0 at Neutral Sites: UCLA leads, 2-0			
Cal State-L.A. (1-0)			
Dec. 8, 1989	H	W	82-57
Campbell (2-0)			
Dec. 16, 1992	H	W	93-71
Nov. 17, 2002	H	W	83-59
Canisius (0-2)			
Dec. 21, 1946	A	L	50-59
Dec. 13, 1947	A	L	44-59
Centenary (7-1)			
Dec. 21, 1914	A	W	38-17
Dec. 28, 1956	A	L	75-83
Dec. 19, 1995	H	W	65-63
Nov. 24, 1997	H	W	59-41
Dec. 21, 1999	A	W	80-52
Jan. 17, 2001	H	W	85-44
Jan. 15, 2003	H	W	112-65
Jan. 3, 2004	A	W	66-63
Central Conn. State (1-0)			
Jan. 20, 1993	H	W	86-53

City College-N.Y. (1-0)			
Nov. 28, 1975	H	W	109-73
Chaminade (3-0)			
Nov. 26, 1982	A	W	75-62
Dec. 29, 1988	A	W	94-79
Nov. 20, 2007	Maui	W	78-72
Chapman (1-0)			
Dec. 7, 1990	H	W	101-68
Clemson (3-2)			
Dec. 28, 1955	Jville	L	95-100
Dec. 29, 1966	Gville	L	82-92
Jan. 24, 1968	H	W	104-81
Dec. 7, 1968	A	W	86-85
Dec. 20, 1969	A	W	111-103
Jville = Jacksonville, Fla. Gville = Greenville, S.C.			
Cleveland State (1-0)			
Dec. 18, 1982	H	W	115-77
Colgate (2-0)			
Dec. 29, 1978	H	W	100-73
Nov. 28, 1980	Anch	W	79-61
Anch = Anchorage, Alaska			
Columbus AC (Ga.) (0-1)			
Feb. 1916	A	L	21-42
Connecticut (1-2)			
March 14, 1991	Minn	L	62-79
Jan. 7, 2006	A	L	66-67
Jan. 6, 2007	H	W	66-49
Minn = Minneapolis, Minn.			
Coppin State (0-1)			
Dec. 22, 1994	H	L	66-69
Cornell (3-0)			
Dec. 28, 1962	Mia	W	55-48
Dec. 23, 1975	H	W	87-71
Dec. 30, 1995	H	W	70-60
Mia = Miami, Fla.			
Creighton (0-1)			
Dec. 30, 1964	OKC	L	79-93
OKC = Oklahoma City, Okla.			
Dayton (0-2)			
March 16, 1984	SLC	L	66-74
Nov. 26, 1995	Haw	L	73-86
SLC = Salt Lake City, Utah Haw = Honolulu, Hawaii			
Delaware (1-0)			
Dec. 29, 1979	H	W	92-64
Delaware State (1-0)			
Dec. 3, 2002	H	W	65-44
Denison (1-0)			
Jan. 1, 1987	Haw	W	99-45
Haw = Honolulu, Hawaii			
Denver (1-0)			
Dec. 18, 1964	Evan	W	88-82
Evan = Evansville, Ind.			
DePaul (3-3)			
Feb. 5, 1940	A	L	28-53
Dec. 26, 1970	OKC	W	91-72
Dec. 30, 1975	H	L	67-70
Dec. 21, 1977	H	W	68-67
Jan. 20, 1980	A	L	75-78
March 20, 1987	Cinn	W	63-58
OKC = Oklahoma City, Okla. Cinn = Cincinnati, Ohio LSU at home: Tied, 1-1 at DePaul: DePaul leads, 2-0 at Neutral Sites: LSU leads, 2-0			

Dixon Academy (2-0)			
Jan. 30, 1909	A	W	35-20
March 6, 1909	H	W	21-12
Drake (1-0)			
Jan. 2, 1993	H	W	94-86
Duke (2-5)			
March 3, 1930	Atl	L	34-43
Dec. 1960	A	L (ot)	74-80
Dec. 20, 1974	Col	W	105-95
Feb. 10, 1991	A	L	70-88
Feb. 8, 1992	H	L	67-77
Dec. 22, 1992	Maui	L	67-96
Mar. 23, 2006	Atl	W	62-54
Atl = Atlanta, Ga. Col = Columbia, S.C. Maui = Maui, Hawaii LSU at home: Duke leads, 1-0 at Duke: Duke leads, 2-0 at Neutral Sites: Tied, 2-2			
Duquesne (1-0)			
Dec. 30, 1968	OKC	W	94-91
OKC = Oklahoma City, Okla.			
Evansville (0-1)			
Dec. 19, 1964	A	L	73-93
Farleigh-Dickinson (1-0)			
Dec. 22, 1975	H	W	93-70
Florida (59-37)			
Feb. 28, 1947	Lville	W	60-45
Jan. 5, 1948	H	L	36-38
Dec. 11, 1948	A	W	52-50
Dec. 17, 1949	H	W	73-49
March 2, 1950	Lville	W	66-57
Dec. 9, 1950	A	W	77-59
Feb. 23, 1952	H	W	65-57
March 1952	Lville	W	77-69
Feb. 10, 1953	A	W	68-56
Jan. 11, 1954	H	W	91-59
Jan. 10, 1955	A	L	73-78
Jan. 1956	H	W	91-90
Jan. 8, 1957	A	L	50-74
Jan. 1958	H	L	57-81
Jan. 5, 1959	A	L	63-69
Jan. 2, 1960	H	L	63-73
Jan. 1961	A	L	75-79
Jan. 6, 1962	H	W	74-57
Jan. 5, 1963	A	W	72-63
Jan. 6, 1964	H	W	87-65
Jan. 4, 1965	A	L	62-102
Feb. 28, 1966	H	W	86-73
Jan. 7, 1967	H	L	70-87
Feb. 11, 1967	A	L	71-95
Jan. 6, 1968	A	L	90-97
Feb. 10, 1968	H	W (ot)	93-92
Dec. 18, 1968	H	W (ot)	93-89
Feb. 12, 1969	A	L	79-95
Feb. 4, 1970	A	W	97-75
Feb. 11, 1970	H	W	94-85
Dec. 18, 1970	H	W	87-77
Feb. 10, 1971	A	W	86-74
Dec. 22, 1971	A	L	81-92
Jan. 24, 1972	H	W	84-73
Dec. 22, 1972	H	W	67-54
Jan. 22, 1973	A	L	70-73
Jan. 7, 1974	A	L	68-72
Feb. 9, 1974	H	W	102-81
Jan. 6, 1975	H	W	92-91
Feb. 8, 1975	A	L	76-92
Jan. 5, 1976	H	W	85-79
March 8, 1976	A	L	81-94
Jan. 31, 1977	H	L	68-83
Feb. 28, 1977	A	W	79-74
Jan. 21, 1978	H	L	70-74
Feb. 18, 1978	A	L	72-73
Jan. 13, 1979	H	W	80-72
Feb. 10, 1979	A	W (ot)	88-82
Dec. 1, 1979	H	W	112-81
Jan. 26, 1980	A	W	66-58
Feb. 28, 1980	Birm	W	95-82

INTRO
100 YEARS
THIS IS LSU
TIGERS
COACHES
REVIEW
PREVIEW
RECORDS
HISTORY
LSU
MEDIA



Series Records

- INTRO
- 100 YEARS
- THIS IS LSU
- TIGERS
- COACHES
- REVIEW
- PREVIEW
- RECORDS
- HISTORY**
- LSU
- MEDIA

Jan. 3, 1981	A	W	92-66
Jan. 31, 1981	H	W	92-75
March 5, 1981	Birm	W	85-73
Jan. 2, 1982	H	W	61-60
Jan. 30, 1982	A	W	61-59
Feb. 1, 1983	H	W	78-69
Feb. 28, 1983	A	W (ot)	91-87
Feb. 1, 1984	A	L	60-78
Feb. 27, 1984	H	W	77-73
Jan. 23, 1985	H	W	86-68
Feb. 23, 1985	H	W	61-59
Jan. 22, 1986	A	L	65-74
Feb. 22, 1986	H	W	80-69
March 6, 1986	Lex	W	72-66
Dec. 16, 1986	A	L	75-96
Jan. 21, 1987	H	L	51-75
March 6, 1987	Atl	W	72-66
Jan. 27, 1988	A	L	50-61
March 6, 1988	H	W	86-69
Dec. 10, 1988	A	W	111-101
March 1, 1989	H	L	95-104
Jan. 27, 1990	H	W	70-52
Feb. 27, 1990	A	L	63-76
Jan. 26, 1991	H	W	76-66
Feb. 27, 1991	A	W	79-66
Feb. 5, 1992	A	W	70-50
Jan. 16, 1993	H	W	85-51
Jan. 5, 1994	A	L	73-74
Jan. 3, 1995	H	W	70-66
Jan. 27, 1996	A	L	70-73
Jan. 7, 1997	H	W (ot)	88-82
Jan. 17, 1998	A	W	66-63
Jan. 20, 1999	H	L	58-77
Mar. 4, 1999	Atl	L	75-97
Jan. 12, 2000	A	L	57-82
Feb. 13, 2001	H	L (ot)	74-81
Jan. 16, 2002	A	L	70-102
Jan. 28, 2003	H	L	53-70
March 14, 2003	NO	W	65-61
Feb. 14, 2004	A	W	73-70
Feb. 19, 2005	H	W	77-73
Feb. 11, 2006	A	L	62-71
Mar. 11, 2006	Nv	L	65-81
Feb. 24, 2007	H	W	66-56
Feb. 13, 2008	A	W	85-73

Lville = Louisville, Ky.
 Birm = Birmingham, Ala.
 Lex = Lexington, Ky.
 Atl = Atlanta, Ga.
 NO = New Orleans
 NV = Nashville, Tenn.

LSU at home: LSU leads, 33-11
 at Florida: Florida leads, 24-18
 at Neutral Sites: LSU leads, 8-2

Florida State (3-2)

Dec. 1957	H	W	67-51
Dec. 27, 1958	A	L	67-82
Dec. 1, 1959	H	W	89-78
Dec. 16, 1967	Mil	L	100-130
Dec. 30, 2004	NO	W	67-50

Mil = Milwaukee, Wis.
 NO = New Orleans, La.

Fordham (1-0)

Dec. 28, 1953	NO	W	65-49
---------------	----	---	-------

NO = New Orleans, La.

Fresno State (1-2)

Dec. 28, 1996	H	W#	79-75
Nov. 26, 1997	A	L	65-90
Nov. 28, 1999	Hon	W	95-85

- Game forfeited by NCAA
 Hon = Honolulu, Hawaii

Furman (0-1)

Dec. 1960	A	L (3ot)	55-56
-----------	---	---------	-------

George Mason (1-0)

Dec. 3, 1994	H	W	127-104
--------------	---	---	---------

Georgetown (4-2)

March 15, 1970	NYC	W	83-82
----------------	-----	---	-------

Jan. 6, 1972	H	W	90-71
Nov. 30, 1980	Anch	W	76-67
Feb. 2, 1986	A	L	72-74
March 18, 1988	Hford	L	63-66
Jan. 28, 1989	NO	W	82-80

Georgia (57-40)

Feb. 11, 1920	A	L	15-32
Dec. 23, 1935	H	W	46-34
March 2, 1939	Knox	W	50-28
Jan. 1943	A	W	54-39
March 2, 1946	Lville	W	60-41
Feb. 6, 1951	A	L	65-68
Jan. 18, 1952	H	W	98-60
Jan. 19, 1953	A	W	55-50
Jan. 8, 1954	H	W	97-62
Jan. 9, 1954	H	W	100-53
Jan. 8, 1955	A	L (ot)	70-76
Dec. 29, 1955	Jville	W	91-86
Jan. 7, 1956	H	W	96-77
Jan. 6, 1957	A	L	70-78
Jan. 1958	H	L	56-59
Dec. 29, 1958	Jville	W	63-60
Jan. 3, 1959	A	W	79-66
Dec. 29, 1959	Jville	L	67-79
Jan. 4, 1960	H	W	81-77
Jan. 1961	A	L	66-80
Jan. 8, 1962	H	W	76-57
Jan. 7, 1963	A	L (ot)	67-76
Jan. 4, 1964	H	W	81-63
Jan. 2, 1965	H	W	70-69
Jan. 1, 1966	A	L	52-82
Jan. 9, 1967	H	W	87-85
Feb. 13, 1967	A	L	65-78
Jan. 8, 1968	A	W	79-76
Feb. 12, 1968	H	L	73-78
Dec. 21, 1968	H	W	98-89
March 8, 1969	A	W (2ot)	90-80
Feb. 18, 1970	H	W	88-86
March 7, 1970	A	W	99-88
Dec. 21, 1970	H	W	97-76
March 6, 1971	A	W	69-66
Dec. 20, 1971	A	L	95-115
Jan. 22, 1972	H	W	69-68
Dec. 16, 1972	H	L	62-66
Jan. 20, 1973	A	W	56-55
Jan. 21, 1974	H	W	90-83
Feb. 23, 1974	A	W	84-79
Jan. 20, 1975	A	W	90-89
Feb. 22, 1975	H	W (ot)	96-90
Jan. 24, 1976	H	L	79-83
Feb. 21, 1976	A	L	70-75
Jan. 17, 1977	H	W	97-77
Feb. 14, 1977	A	W	75-69
Jan. 7, 1978	H	W	96-78
Feb. 4, 1978	A	W	89-68
Jan. 3, 1979	H	W	97-75
Jan. 27, 1979	A	L	88-93
Jan. 12, 1980	A	L (2ot)	72-73
Feb. 9, 1980	H	W	96-77
Jan. 17, 1981	H	W	78-65
Feb. 14, 1981	A	W	64-62
March 6, 1981	Birm	L	60-68
Jan. 16, 1982	A	W	54-53
Feb. 13, 1982	H	L	51-57
Jan. 8, 1983	H	W	60-56
Feb. 5, 1983	A	W	70-59
Jan. 5, 1984	A	W	81-77
Feb. 4, 1984	H	W (ot)	69-68
Jan. 2, 1985	A	W	79-74
Feb. 2, 1985	H	L	58-59
Feb. 1, 1986	A	L	76-92
Jan. 10, 1987	H	L (ot)	63-64
Feb. 11, 1987	A	L	57-63
March 7, 1987	Atl	W (2ot)	89-88
Jan. 16, 1988	A	L	50-59
Feb. 17, 1988	H	W	63-62
Jan. 25, 1989	A	W	80-79
Feb. 20, 1989	H	W	97-83
Jan. 24, 1990	H	L (ot)	92-94
Feb. 25, 1990	A	L	85-86
Jan. 7, 1991	H	W	83-76
Feb. 8, 1991	A	W	89-86

Feb. 11, 1992	H	L	62-64
Nov. 27, 1993	A	L	78-81
Feb. 19, 1994	H	L	84-100
March 10, 1994	Mem	L	70-83
Feb. 18, 1995	A	L	89-98
Feb. 7, 1996	H	L	82-85
Feb. 22, 1997	A	L	59-82
March 6, 1997	Mem	L	54-75
Jan. 24, 1998	H	L	52-61
Feb. 20, 1999	A	L	57-59
Jan. 19, 2000	H	W	61-57
Jan. 21, 2001	A	L	63-68
March 8, 2001	Nash	W	63-62
Feb. 23, 2002	H	L	54-55
March 8, 2002	Atl	W	78-76
Jan. 5, 2003	H	L	63-89
Jan. 28, 2004	H	W	63-59
Feb. 2, 2005	A	W	95-79
Jan. 25, 2006	H	W	81-52
Jan. 28, 2007	A	L	54-57
March 2, 2008	H	W	71-64

Knox = Knoxville, Tenn.
 Lville = Louisville, Ky.
 Jville = Jacksonville, Fla.
 Birm = Birmingham, Ala.
 Atl = Atlanta, Ga.
 Mem = Memphis, Tenn.
 Nash = Nashville, Tenn.

LSU at home: LSU leads, 31-13
 at Georgia: Georgia leads, 23-20
 at Neutral Sites: LSU leads, 7-4

Georgia State (1-0)

Dec. 28, 1994	H	W	105-70
---------------	---	---	--------

Georgia Tech (20-14)

Feb. 10, 1927	H	W	29-27
Feb. 26, 1932	A	W	36-33
Feb. 4, 1938	H	W	47-35
Feb. 9, 1939	A	L	35-37
Feb. 2, 1940	H	L	33-34
Feb. 10, 1941	A	W	43-41
Feb. 6, 1942	H	W	54-41
Jan. 1943	A	L	44-45
Jan. 10, 1948	H	L	40-52
Jan. 26, 1948	A	W	54-46
Jan. 8, 1949	H	W	65-59
Feb. 7, 1949	A	W	72-63
March 4, 1949	Lville	W	55-53
Jan. 6, 1950	H	W	63-52
Feb. 6, 1950	A	L	58-85
Jan. 5, 1951	H	W	68-49
Feb. 4, 1952	A	W	73-51
Feb. 21, 1953	H	W	76-52
Feb. 13, 1954	A	W	89-54
Feb. 12, 1955	H	L (ot)	72-79
Feb. 13, 1956	A	L	74-97
Feb. 11, 1957	H	L	60-87
Feb. 1958	A	L	61-88
Feb. 9, 1959	H	L	63-64
Feb. 8, 1960	A	L	56-76
Feb. 1961	H	W	63-50
Feb. 10, 1962	A	W	52-51
Feb. 9, 1963	H	W	56-54
Feb. 7, 1964	A	L	49-51
March 20, 1986	A	W	70-64
Dec. 14, 1986	H	W	52-44
March 15, 1987	Chi	W	85-79
Dec. 16, 1987	A	L	70-87
March 17, 1990	Knox	L	91-94

Lville = Louisville, Ky.
 Chi = Chicago, Ill.
 Knox = Knoxville, Tenn.
 LSU at home: LSU leads, 10-5
 at Georgia Tech: Tied, 8-8
 at Neutral Sites: LSU leads, 2-1

Grambling State (1-0)

Nov. 20, 2000	H	W	112-37
---------------	---	---	--------

Hardin-Simmons (4-0)

Dec. 30, 1947	FrW	W	62-46
Dec. 14, 1985	H	W	87-71

Dec. 19, 1986	H	W	77-71
Dec. 30, 1989	H	W	100-66

FrW = Fort Worth, Texas

Hawaii (0-1)

Nov. 28, 1982	A	L	66-68
---------------	---	---	-------

Hawaii-Hilo (2-0)

Dec. 3, 1985	A	W	70-61
Nov. 24, 2001	A	W	64-62

Hawaii-Loa (1-0)

Dec. 2, 1985	A	W	77-68
--------------	---	---	-------

Hawaii-Pacific (2-0)

Nov. 27, 1982	A	W	98-76
Dec. 1, 1985	A	W	101-89

Holy Cross (1-1)

March 14, 1953	Ral	W	81-73
Dec. 29, 1953	NO	L	56-66

Ral = Raleigh, N.C.
 NO = New Orleans, La.

Houston (5-9)

Dec. 22, 1962	A	W	74-73
Dec. 15, 1965	A	L	87-110
Dec. 27, 1971	A	L	66-100
Dec. 29, 1981	NO	L	69-73
Dec. 6, 1983	H	L	91-100
Dec. 8, 1984	A	L	73-81
Dec. 30, 1997	H	W	72-50
Nov. 30, 1998	A	L	55-67
Nov. 28, 2001	A	W	61-59
Dec. 20, 2001	H	W	73-69
Jan. 8, 2003	H	W	80-51
Dec. 30, 2003	A	L	52-60
Dec. 21, 2004	A	L	72-81
Nov. 29, 2005	H	L	83-84

NO = New Orleans
 LSU at home: LSU leads, 3-2
 at Houston: Houston leads, 5-2
 at Neutral Sites: Houston leads, 1-0

Houston Baptist (1-0)

Dec. 19, 1983	H	W	60-59
---------------	---	---	-------

Howard (1-0)

Dec. 27, 1999	H	W	81-55
---------------	---	---	-------

Illinois (0-2)

Dec. 22, 1988	H	L	100-127
Dec. 22, 1990	A	L	96-102

Illinois-Chicago (1-0)

Dec. 30, 1986	Hon	W	117-84
---------------	-----	---	--------

Hon = Honolulu, Hawaii

Indiana (0-5)

INTRO
100 YEARS
THIS IS LSU
TIGERS
COACHES
REVIEW
PREVIEW
RECORDS
HISTORY
LSU
MEDIA

Jacksonville (0-1)

Dec. 30, 1959 A L 63-72

Jackson State (2-1)

Dec. 22, 1995 H L 76-87
Dec. 14, 1997 H W 57-49
Dec. 12, 1998 H W 72-53

Jefferson College (5-0)

Dec. 1915 H W 55-18
Dec. 13, 1917 H W 42-18
Feb. 1, 1919 H W 66-18
Dec. 30, 1919 H W 46-15
Dec. 31, 1919 H W 57-24

Kansas (1-3)

Dec. 12, 1953 H W 68-63
Dec. 6, 1954 A L 58-83
Nov. 17, 1989 H L 83-89
Nov. 25, 1996 Maui L 53-82
Maui = Maui, Hawaii

Kentucky (22-78)

Feb. 22, 1933 Atl L 38-51
Feb. 26, 1937 Knox L 37-57
March 3, 1939 Knox L 34-53
March 3, 1944 Lville L 28-55
Feb. 1945 Lville L 37-63
March 2, 1946 N L 36-59
March 1948 N L 47-63
Jan. 31, 1951 H L 59-81
Jan. 5, 1952 A L 47-57
March 1952 N L 43-44
March 9, 1954 Nash L 56-63
Dec. 4, 1954 A L 58-74
Jan. 17, 1955 H L 62-64
Dec. 3, 1955 H L 52-62
Jan. 14, 1956 A L 65-107
Jan. 12, 1957 H L 46-51
Jan. 1958 A L 52-97
Jan. 10, 1959 H L 61-76
Jan. 9, 1960 A L 45-77
Jan. 1961 H W 73-59
Jan. 12, 1962 A L 63-84
Jan. 11, 1963 H L 56-63
Jan. 10, 1964 A L 84-103
Jan. 9, 1965 H L 66-79
Jan. 24, 1966 A L 85-111
Jan. 28, 1967 A L 72-102
Feb. 4, 1967 H L 84-105
Jan. 27, 1968 H L 95-121
Feb. 3, 1968 A L 96-109
Jan. 25, 1969 H L 89-108
Feb. 22, 1969 A L 89-103
Jan. 24, 1970 A L 96-109
Feb. 21, 1970 H L 105-121
Jan. 23, 1971 H L 79-82
Feb. 20, 1971 A L 73-110
Jan. 29, 1972 A L 71-89
Feb. 26, 1972 H W 88-71
Jan. 27, 1973 H L 71-86
Feb. 24, 1973 A L 76-94
Jan. 5, 1974 H W 95-84
Feb. 4, 1974 A L 70-73
Jan. 4, 1975 A L 80-115
Feb. 3, 1975 H L 76-77
Feb. 2, 1976 A L 71-85
Feb. 1, 1976 H L 70-85
Jan. 22, 1977 A L 72-87
Jan. 19, 1977 H L 76-90
Jan. 14, 1978 A L 76-96
Feb. 11, 1978 H W (ot) 95-94
Jan. 6, 1979 A W 93-89
Feb. 3, 1979 H W 70-61
March 2, 1979 Birm L 67-80
Jan. 28, 1980 A W 65-60
Feb. 24, 1980 H L (ot) 74-76
March 1, 1980 Birm W 80-78
Jan. 19, 1981 H W 81-67
March 1, 1981 A L 71-73
Jan. 25, 1982 A L 65-76
Feb. 27, 1982 H W 94-78
Jan. 5, 1983 A L 50-52

March 5, 1983 H W 74-60
Jan. 7, 1984 H L 80-96
March 5, 1984 A L 68-90
Jan. 31, 1985 A L 43-53
March 2, 1985 H W 67-61
Jan. 29, 1986 H L 52-54
March 1, 1986 A L 57-68
March 7, 1986 A L 58-61
March 22, 1986 Atl W 59-57
Jan. 18, 1987 A W 76-41
Feb. 21, 1987 H W 65-52
Jan. 23, 1988 H L 61-76
Feb. 24, 1988 A L 65-92
March 12, 1988 H L 80-86
Jan. 14, 1989 A W 64-62
Feb. 15, 1989 H W 99-80
Jan. 13, 1990 H W 94-81
Feb. 15, 1990 A L 95-100
Jan. 5, 1991 A L 80-93
Feb. 5, 1991 H W 107-88
Feb. 2, 1992 H W 74-53
March 14, 1992 Birm L 74-80
Jan. 26, 1993 A L 67-105
March 14, 1993 A L 65-82
Feb. 15, 1994 H L 95-99
March 4, 1995 A L 80-127
Jan. 16, 1996 H L 97-129
Feb. 12, 1997 A L 48-84
Feb. 4, 1998 H L 61-63
Jan. 30, 1999 A L 62-86
Feb. 13, 2000 H W 70-57
Feb. 21, 2001 A L 61-84
Feb. 9, 2002 H L 56-68
Feb. 15, 2003 A L 57-68
Feb. 29, 2004 H L 64-70
Jan. 22, 2005 A L 58-89
Mar. 12, 2005 Atl L (ot) 78-79
Feb. 25, 2006 H W 71-67
Feb. 20, 2007 A L 63-70
Feb. 16, 2008 H L 63-67

Atl = Atlanta, Ga.

Knox = Knoxville, Tenn.

Lville = Louisville, Ky.

Nash = Nashville, Tenn.

Birm = Birmingham, Ala.

LSU at home: Kentucky leads, 27-16

at Kentucky: Kentucky leads, 38-4

at Neutral Sites: Kentucky leads, 13-2

Lafayette (Pa.) (2-0)

Dec. 19, 1957 Char W 80-72
Dec. 30, 1996 H W 64-43
Char = Charlotte, N.C.

Lamar (3-1)

March 14, 1981 Aus W 100-78
Dec. 16, 1985 A W 74-57
Dec. 4, 1989 H W 116-76
Dec. 1, 1997 H L 64-70
Aus = Austin, Texas

Lebanon Valley (1-0)

March 13, 1953 Ral W 89-76
Ral = Raleigh, N.C.

Long Island (1-0)

Dec. 15, 1947 A L 47-67

Louisiana College (28-6)

Dec. 19, 1913 A W 17-15
Jan. 17, 1914 H W 27-24
Feb. 1915 H W 30-4
Jan. 1916 H W 14-11
Jan. 1916 H W 20-19
Jan. 1920 A W 35-20
Jan. 30, 1920 H W 63-19
Jan. 31, 1920 H W 39-15
Jan. 13, 1922 H W 52-26
Jan. 14, 1922 H W 50-22
Dec. 1922 H W 23-22
Dec. 1922 H W 33-22
Jan. 14, 1925 A W 23-17
Jan. 15, 1925 A L 20-27

Jan. 28, 1925 H W 39-36
Jan. 29, 1925 H W 32-31
Jan. 11, 1926 H W 39-28
Jan. 12, 1926 H W 44-22
Jan. 21, 1927 A L 19-35
Jan. 22, 1927 A W 23-20
Feb. 10, 1928 H W 47-17
Feb. 11, 1928 H W 47-22
Jan. 14, 1929 A W 32-31
Jan. 15, 1929 A L 43-44
Jan. 3, 1930 A L 41-53
Jan. 4, 1930 A L 15-55
Dec. 7, 1953 H W 128-74
Dec. 1, 1954 H W 80-63
Dec. 1, 1955 H L 79-84
Dec. 3, 1956 H W 89-81
Dec. 1957 H W 66-62
Dec. 11, 1958 H W 59-53
Dec. 4, 1959 H W 73-68
Dec. 23, 1995 H W 104-65

LSU at home: LSU leads, 23-1

at La. College: Tied, 5-5

Louisiana-Lafayette (34-10)

Jan. 9, 1914 H W 44-7
Jan. 14, 1915 H W 29-6
Jan. 15, 1915 H W 39-16
Dec. 1915 H W 44-14
Dec. 1915 H W 69-13
Dec. 1916 A W 33-20
Dec. 1916 A L 13-21
Dec. 1916 H W 50-13
Jan. 11, 1918 A W 36-7
Jan. 1921 H W 47-11
Feb. 11, 1921 H W 61-8
Jan. 10, 1922 H W 41-8
Jan. 11, 1922 H W 29-17
Jan. 1923 H W 25-22
Jan. 19, 1924 H L 12-15
Jan. 21, 1924 H L 14-26
Jan. 9, 1925 H W 30-19
Jan. 10, 1925 H W 22-17
Jan. 8, 1926 A W 25-13
Jan. 9, 1926 A W 31-29
Feb. 21, 1927 H W 34-22
Feb. 22, 1927 H W 29-12
Jan. 6, 1928 H W 40-17
Jan. 7, 1928 H W 36-17
Jan. 7, 1929 H W 23-17
Jan. 8, 1929 H W 29-22
Feb. 11, 1929 A L 34-36
Feb. 12, 1929 A L 23-25
Jan. 30, 1931 H L 26-40
Jan. 31, 1931 H L 29-34
Jan. 8, 1932 H W 44-23
Jan. 9, 1932 H W 50-35
Dec. 18, 1934 H W 54-30
Dec. 18, 1935 H W 43-28
Dec. 16, 1936 H W 44-19
Dec. 13, 1937 H W 31-26
Dec. 10, 1940 H L 30-39
Feb. 19, 1944 H L 40-62
Feb. 21, 1944 H L 37-60
Jan. 6, 1945 H W 44-42
Jan. 24, 1945 A W 59-44
Dec. 4, 2001 H W 83-65
Nov. 21, 2004 H W 83-69
Dec. 17, 2005 H W 81-62

LSU at home: LSU leads, 29-7

at Lafayette: LSU leads, 5-3

Louisiana-Monroe (4-0)

Nov. 22, 1991 H W 77-76
Nov. 20, 2000 H W 92-49
Nov. 29, 2003 H W 96-65
Nov. 19, 2006 H W 88-57

Louisiana Tech (10-1)

Jan. 30, 1928 H W 40-23
Jan. 31, 1928 H W 37-28
Jan. 24, 1930 A W 37-31
Jan. 25, 1930 A W 42-27
Jan. 20, 1937 H W 54-24

Jan. 21, 1937 H W 35-34
Jan. 17, 1945 A W 43-38
Feb. 7, 1945 H W 83-56
Feb. 11, 1946 H W 58-43
Dec. 6, 1988 H L (ot) 109-111
Dec. 23, 2006 H W 68-52

LSU at home: LSU leads, 7-1

at La. Tech: LSU leads, 3-0

Louisville (1-8)

Dec. 21, 1948 A L 44-79
Dec. 22, 1949 A L 65-75
Dec. 1960 H L 53-72
Dec. 29, 1961 NO W 84-70
March 16, 1980 Hou L 66-86
March 29, 1986 Dal L 77-88
Dec. 21, 1991 H L 92-93
Feb. 23, 1994 A L 64-82
Dec. 7, 1996 Ana L (ot) 87-93
NO = New Orleans, La.
Hou = Houston, Texas
Dal = Dallas, Texas
Ana = Anaheim, Calif.

LSU at home Louisville leads, 2-0

at Louisville: Louisville leads, 3-0

at Neutral Sites: Louisville leads, 3-1

Loyola (Chicago) (2-0)

Dec. 6, 1982 H W 97-80
Nov. 28, 1984 H W 102-96

Loyola Marymount (2-0)

Feb. 3, 1990 H W (ot) 148-141
Dec. 20, 1990 H W 122-114

Loyola-NO (37-15)

Jan. 10, 1921 H W 74-12
Jan. 24, 1924 H W 27-20
Jan. 25, 1924 H W 17-15
Feb. 25, 1924 A W 34-28
Feb. 26, 1924 A W 37-4
Jan. 21, 1925 H W 30-13
Jan. 22, 1925 H W 32-18
March 3, 1925 A W 26-15
Jan. 28, 1927 H L 15-16
Jan. 29, 1927 H W 42-18
Feb. 11, 1927 A L 26-41
Feb. 12, 1927 A L 19-27
Feb. 12, 1937 H W 46-31
Jan. 20, 1947 A W 44-43
Feb. 24, 1947 H W 61-47
Jan. 19, 1948 A L 42-49
Feb. 16, 1948 H L 45-46
Jan. 13, 1949 A W 56-52
Feb. 14, 1949 H W 63-41
Jan. 4, 1950 H W 62-56
Jan. 9, 1950 A W 51-47
Jan. 2, 1952 H W 77-60
Jan. 16, 1953 A W 58-52
Jan. 5, 1954 H W 69-65
Feb. 7, 1955 A L 68-75
Dec. 17, 1955 H L 65-71
Dec. 8, 1956 H L (ot) 73-77
Dec. 22, 1956 A L 68-75
Dec. 23, 1957 A L 62-94
Jan. 1957 H L 70-82
Dec. 17, 1958 H W 78-68
Jan. 27, 1959 A W 70-68
Dec. 10, 1959 H L (ot) 65-66
Jan. 27, 1960 A L 64-74
Dec. 1960 H W 73-59
Jan. 1960 A W 51-49
Nov. 26, 1961 H W 57-48
Feb. 1, 1962 A W 77-61
Dec. 3, 1962 H W 79-66
Jan. 30, 1963 A W 72-69
Dec. 2, 1963 H W 80-67
Jan. 29, 1964 A W 73-62
Dec. 1, 1964 H W 88-78
Feb. 10, 1965 A W 89-76
Dec. 1, 1965 H L 61-72
Dec. 9, 1965 A W 88-84
Dec. 9, 1966 A L (2ot) 86-87



Series Records

- INTRO
- 100 YEARS
- THIS IS LSU
- TIGERS
- COACHES
- REVIEW
- PREVIEW
- RECORDS
- HISTORY**
- LSU
- MEDIA

Dec. 9, 1967	H	W	90-56
Dec. 2, 1968	A	W	109-82
Dec. 9, 1969	H	W	100-87
Dec. 1, 1970	A	W	109-103
Jan. 8, 1972	H	W	103-85

LSU at home: LSU leads, 21-7
at Loyola-NO: LSU leads, 16-8

Maine (1-0)

Dec. 15, 1979	H	W	103-81
---------------	---	---	--------

Marist (2-0)

Nov. 25, 1988	H	W	94-58
Dec. 29, 1995	H	W	80-65

Marquette (0-1)

March 19, 1970	NYC	L	79-101
----------------	-----	---	--------

NYC = New York City, N.Y.

Maryland (2-2)

Feb. 23, 1931	Atl	L	34-37
Dec. 21, 1963	Bburg	L	65-75
Dec. 12, 1987	H	W	55-54
Jan. 2, 1989	A	W	79-77

Atl = Atlanta, Ga.
Bburg = Blacksburg, Va.

Maryland Baltimore Co. (1-0)

Dec. 30, 1995	H	W	88-67
---------------	---	---	-------

McNeese State (17-0)

Dec. 6, 1986	A	W	77-62
Dec. 8, 1988	H	W	91-89
Dec. 2, 1989	H	W	85-49
Jan. 20, 1992	H	W	115-67
Dec. 1, 1992	H	W	83-72
Dec. 16, 1993	H	W	93-72
Nov. 29, 1994	H	W	86-71
Dec. 1, 1995	H	W	83-73
Nov. 21, 1998	H	W	56-39
Dec. 13, 2000	H	W	87-68
Dec. 15, 2001	H	W	80-57
Dec. 7, 2002	H	W	93-72
Nov. 24, 2003	H	W	87-77
Dec. 13, 2004	H	W	82-79
Dec. 10, 2005	H	W	90-70
Nov. 29, 2006	H	W	91-57
Nov. 14, 2007	H	W	78-74

LSU at home: LSU leads, 16-0
At McNeese St.: LSU leads, 1-0

Memphis (2-2)

Jan. 12, 1972	A	L	65-82
Dec. 5, 1972	H	W	69-57
March 15, 1986	H	W	83-81
Dec. 23, 1992	Maui	L	66-70

Maui = Maui, Hawaii

Mercer (3-0)

Feb. 12, 1920	A	W	33-22
Dec. 5, 1992	H	W	92-48
Nov. 24, 2001	Hilo	W	64-62

Hilo = Hilo, Hawaii

Miami (Fla.) (1-3)

Dec. 11, 1950	A	L	62-68
Dec. 1952	H	W	86-58
Dec. 1957	H	L	65-73
Dec. 27, 2001	NO	L	61-68

NO = New Orleans, La.

Michigan (0-2)

Dec. 5, 1995	H	L	68-69
Dec. 15, 1996	A	L	59-70

Michigan State (0-1)

March 16, 1979	Indy	L	71-87
----------------	------	---	-------

Indy = Indianapolis, Ind.

Middle Tennessee State (1-0)

Nov. 27, 1991	H	W	96-65
---------------	---	---	-------

Millsaps (5-0)

Feb. 1917	H	W	95-6
Feb. 1917	A	W	57-11
Feb. 6, 1918	A	W	66-10
Feb. 1923	H	W	32-10
Feb. 1923	H	W	34-23

Ole Miss (114-80)

Feb. 4, 1910	H	W	39-14
Feb. 5, 1910	H	W	25-4
Jan. 15, 1912	H	W	27-15
Feb. 16, 1912	H	W	33-11
Feb. 21, 1916	H	W	55-29
Feb. 18, 1921	H	L	22-23
Feb. 19, 1921	H	W	26-16
Jan. 15, 1926	H	W	27-24
Jan. 16, 1926	H	L	19-43
Jan. 14, 1927	H	L	16-36
Jan. 15, 1927	H	W	22-21
Jan. 13, 1928	H	W	20-17
Jan. 14, 1928	H	W	36-25
Jan. 15, 1928	H	L	23-33
Jan. 26, 1928	H	W	34-33
Feb. 25, 1928	Atl	L	28-53
Jan. 11, 1929	H	L	21-42
Jan. 12, 1929	H	L	17-34
Jan. 18, 1929	A	L	24-28
Jan. 19, 1929	A	L	25-30
Jan. 10, 1930	A	L	27-31
Jan. 11, 1930	A	W	31-21
Jan. 17, 1930	H	L	24-47
Jan. 18, 1930	H	L	29-32
Jan. 15, 1931	A	W	26-24
Jan. 16, 1931	A	L	29-30
Jan. 15, 1932	A	W	37-34
Jan. 16, 1932	A	L	22-24
Jan. 29, 1932	H	W	55-53
Jan. 30, 1932	H	L	33-35
Jan. 13, 1933	A	L	37-40
Jan. 14, 1933	A	L	32-34
Feb. 13, 1933	H	W	53-33
Feb. 14, 1933	H	W	50-33
Feb. 12, 1934	H	W	52-33
Feb. 13, 1934	H	W	49-39
Feb. 4, 1935	H	W	47-32
Feb. 5, 1935	H	W	47-33
Jan. 31, 1936	H	W	54-37
Feb. 1, 1936	H	L	46-51
Feb. 14, 1936	A	L	47-59
Feb. 15, 1936	A	L	51-69
Jan. 13, 1937	A	L	47-50
Jan. 14, 1937	A	L	27-40
Jan. 14, 1938	H	L	48-59
Jan. 15, 1938	H	L	44-47
March 4, 1938	H	L	41-68
Jan. 9, 1939	A	W	42-41
Jan. 10, 1939	A	W	42-34
Feb. 13, 1939	H	W	50-48
Feb. 14, 1939	H	W	59-18
Jan. 12, 1940	H	W	51-47
Feb. 10, 1940	H	L	33-45
Jan. 10, 1941	A	W	56-32
Feb. 5, 1941	H	W	67-39
Jan. 6, 1942	A	W	56-35
Jan. 17, 1942	H	L	42-51
Jan. 8, 1943	H	W	54-34
Jan. 16, 1943	A	W	51-39
Jan. 12, 1946	A	W	53-23
Feb. 4, 1946	H	W	60-35
March 1, 1946	Lville	W	69-34
Jan. 10, 1947	A	W	54-43
Feb. 3, 1947	H	W	63-43
Feb. 27, 1947	Lville	W	61-36
Feb. 2, 1948	A	L	37-49
Feb. 23, 1948	H	W	52-50
Jan. 31, 1949	A	W	58-48
Feb. 12, 1949	H	W	49-38
Dec. 19, 1949	H	W	74-61
Jan. 28, 1950	A	L	65-75
Dec. 16, 1950	A	L	67-72
Feb. 17, 1951	H	L	48-69
March 2, 1951	Lville	W	62-57
Dec. 13, 1951	A	W	81-69

Jan. 30, 1952	A	L	65-68
Feb. 18, 1952	H	W	78-67
March 1, 1952	Lville	W	75-60
Jan. 12, 1953	A	W	67-66
Feb. 23, 1953	H	W	63-48
Feb. 1, 1954	H	W	53-52
March 1, 1954	A	W	76-53
Jan. 31, 1955	A	L	69-89
Feb. 28, 1955	H	W	68-65
Feb. 6, 1956	H	W	100-76
Feb. 27, 1956	A	L	70-81
Feb. 2, 1957	A	L	73-79
Feb. 23, 1957	H	L	76-83
Feb. 3, 1958	H	L	63-76
Feb. 24, 1958	A	L	78-85
Dec. 30, 1958	Jville	W	69-55
Feb. 2, 1959	A	L	69-80
Feb. 23, 1959	H	W	99-93
Feb. 1, 1960	H	L	61-76
Feb. 22, 1960	A	L	70-90
Feb. 1961	A	W	75-69
Feb. 27, 1961	H	L	46-68
Feb. 5, 1962	H	W	70-59
Feb. 26, 1962	A	L	68-74
Feb. 4, 1963	A	L	48-60
Feb. 25, 1963	H	W	80-61
Feb. 1, 1964	H	W	77-67
Feb. 22, 1964	A	W	86-80
Feb. 1, 1965	A	W	58-56
Feb. 22, 1965	A	W	60-56
Jan. 3, 1966	A	L	80-81
Feb. 12, 1966	H	W	92-68
Dec. 19, 1966	A	L	67-74
Feb. 25, 1967	H	L	77-89
Dec. 19, 1968	H	W	81-68
Feb. 24, 1968	A	L	85-87
Feb. 1, 1969	H	L (ot)	81-84
March 1, 1969	A	L	76-78
Jan. 31, 1970	H	W	109-86
Feb. 28, 1970	A	W	103-90
Jan. 30, 1971	H	L	90-113
Feb. 27, 1971	A	L	54-62
Feb. 5, 1972	H	W	67-66
March 4, 1972	A	L	78-101
Feb. 3, 1973	A	L	59-84
March 3, 1973	H	W	70-69
Feb. 2, 1974	A	L	63-77
March 4, 1974	A	L	74-82
Feb. 1, 1975	H	W	94-86
March 8, 1975	A	W	91-86
Jan. 10, 1976	H	W	100-75
Feb. 7, 1976	A	W	67-57
Jan. 3, 1977	H	W	75-68
March 5, 1977	A	L	69-90
Jan. 28, 1978	A	W	74-61
Feb. 25, 1978	H	W	94-75
Jan. 20, 1979	A	W (ot)	70-69
Feb. 17, 1979	H	W	67-62
Jan. 23, 1980	H	W	72-66
Feb. 21, 1980	A	W	77-74
Jan. 28, 1981	A	W	63-59
Jan. 25, 1981	H	W	74-67
Jan. 27, 1982	H	W	53-46
Feb. 24, 1982	A	L	61-74
March 4, 1982	Lex	L	52-59
Jan. 15, 1983	A	W	71-68
Feb. 12, 1983	H	W	72-63
Jan. 14, 1984	H	W	93-70
Feb. 12, 1984	A	W	65-61
Dec. 5, 1984	H	W	89-64
Jan. 17, 1985	A	L	65-68
Jan. 13, 1986	H	W	86-68
Feb. 15, 1986	A	L	57-58
Jan. 5, 1987	A	L	63-73
Feb. 4, 1987	H	W (ot)	82-75
Jan. 9, 1988	A	W (ot)	69-61
Feb. 10, 1988	H	W	78-57
Feb. 1, 1989	H	W	107-57
March 4, 1989	A	L (ot)	112-113
Jan. 31, 1990	A	W	79-77
March 3, 1990	H	W	103-94
Jan. 19, 1991	H	W	87-71
Feb. 20, 1991	A	W	89-78

Jan. 25, 1992	A	W	83-73
Feb. 25, 1992	H	W	100-69
Jan. 23, 1993	A	L	62-71
March 6, 1993	H	W	71-56
March 12, 1993	Lex	W	89-70
Jan. 29, 1994	H	W	90-66
March 5, 1994	A	L	78-93
Jan. 21, 1995	H	W (ot)	87-81
Feb. 15, 1995	A	L	90-102
Feb. 3, 1996	H	W	71-66
Feb. 28, 1996	A	L	48-75
Feb. 5, 1997	H	L	73-79
Feb. 26, 1997	A	L	68-74
Jan. 21, 1998	A	L	58-80
Feb. 18, 1998	H	L	57-83
Feb. 3, 1999	H	L	66-82
Feb. 27, 1999	A	L	57-79
Feb. 16, 2000	A	W	97-53
March 4, 2000	H	W	64-60
Feb. 7, 2001	A	L	97-53
Feb. 28, 2001	H	W (ot)	78-77
Jan. 23, 2002	A	L	55-70
Feb. 27, 2002	H	W	59-56
Jan. 18, 2003	H	L	57-67
March 5, 2003	A	W	77-64
Jan. 21, 2004	A	L	49-53
March 3, 2004	H	W	58-45
Jan. 26, 2005	H	W	70-60
March 2, 2005	A	W	58-53
Jan. 28, 2006	A	W	79-73
March 4, 2006	H	W	55-52
Jan. 17, 2007	H	W	62-55
Feb. 14, 2007	A	L	70-71
March 8, 2007	Atl	L	60-80
Jan. 12, 2008	A	L	71-74
Feb. 23, 2008	H	W	69-49

Atl = Atlanta, Ga.
Lville = Louisville, Ky.
Jville = Jacksonville, Fla.
Lex = Lexington, Ky.

LSU at home: LSU leads, 73-27
at Ole Miss: Ole Miss leads, 50-35
at Neutral Sites: LSU leads, 6-3

Mississippi College (8-1)

Jan. 21, 1914	H	W	34-13
Jan. 22, 1914	H	W	29-19
Feb. 6, 1918	A	W	41-24
Feb. 15, 1922	H	W	29-20
Feb. 16, 1922	H	W	26-18
Jan. 1923	H	W	27-17
Jan. 1923	H	W	19-14
Jan. 9, 1930	A	L	24-27
Jan. 13, 1931	A	W	46-34

Mississippi State (101-91)

Jan. 6, 1909	H	W	18-12
Jan. 8, 1909	H	W	14-10
Jan. 7, 1911	A	W	33-17
Jan. 8, 1911	A	W	42-12
Jan. 6, 1912	A	L	16-22
Jan. 7, 1912	A	L	11-21
Jan. 12, 1915	H	W	24-12
Jan. 13, 1915	H	L	14-15

Jan. 11, 1933	A	W	32-28
Jan. 12, 1933	A	W	49-26
Jan. 17, 1933	H	W	45-40
Jan. 18, 1933	H	W	37-33
Jan. 9, 1934	A	L	46-47
Jan. 10, 1934	A	W	48-23
Feb. 8, 1934	H	W	54-39
Jan. 9, 1934	H	W	61-30
Feb. 13, 1935	H	W	67-32
Feb. 14, 1935	H	W	46-39
Jan. 13, 1936	A	L	38-49
Jan. 14, 1936	A	W	32-30
Feb. 10, 1936	H	W	43-37
Feb. 11, 1936	H	W	45-40
Jan. 16, 1937	A	L	36-53
Feb. 15, 1937	H	W	42-41
Feb. 16, 1937	H	L	38-39
Jan. 31, 1938	H	W	38-33
Feb. 1, 1938	H	W	31-22
Feb. 14, 1938	A	W	66-44
Feb. 15, 1938	A	L	46-63
Jan. 30, 1939	A	W	48-32
Jan. 31, 1939	A	L	29-31
Feb. 3, 1939	H	W	47-45
Feb. 4, 1939	H	W	54-33
Jan. 13, 1940	A	L	37-49
Jan. 29, 1940	H	W	55-42
Jan. 11, 1941	A	L	26-35
Feb. 8, 1941	H	W	39-37
Jan. 10, 1942	A	L	41-43
Jan. 24, 1942	H	W	51-40
Jan. 8, 1943	H	L	40-48
Jan. 20, 1943	A	W	61-40
Jan. 15, 1945	A	L	39-47
Jan. 29, 1945	H	W	62-27
Jan. 11, 1946	A	W	54-30
Feb. 8, 1946	H	W	73-31
Jan. 11, 1947	A	W	61-57
Feb. 14, 1947	H	W	64-49
Jan. 31, 1948	A	L	49-53
Feb. 13, 1948	H	W	65-40
Jan. 10, 1949	H	W	64-40
Jan. 29, 1949	A	L	42-48
Jan. 30, 1950	A	L	41-48
Feb. 17, 1950	H	W	68-58
Dec. 15, 1951	A	L	69-94
Jan. 6, 1951	H	W	76-61
Dec. 12, 1952	A	L	54-59
Jan. 14, 1952	H	W	103-78
Feb. 28, 1952	Lville	W	77-44
Jan. 10, 1953	A	W	75-55
Feb. 27, 1953	H	W	82-47
Jan. 30, 1954	H	W	65-54
Feb. 27, 1954	A	W	61-57
Jan. 29, 1955	A	W	67-63
Feb. 26, 1955	H	L	80-84
Feb. 4, 1956	H	L	78-87
Feb. 25, 1956	A	W	79-71
Feb. 1, 1957	A	L	72-81
Feb. 22, 1957	H	L	76-94
Jan. 1958	H	L	54-71
March 1958	A	L	72-95
Jan. 31, 1959	A	L	71-78
Feb. 21, 1959	H	L	67-75
Jan. 30, 1960	H	L	60-71
Feb. 20, 1960	A	W	69-64
Jan. 1961	A	L	61-77
Feb. 25, 1961	H	L	54-56
Dec. 30, 1962	NO	L	51-73
Feb. 3, 1962	H	L	66-87
Feb. 24, 1962	A	L	48-58
Feb. 2, 1963	A	L	66-73
Feb. 23, 1963	H	L	64-99
Jan. 31, 1964	H	W	87-71
Feb. 21, 1964	A	W	63-60
Jan. 30, 1965	A	L	74-76
Feb. 20, 1965	H	W	94-76
Jan. 10, 1966	H	L	71-74
Feb. 5, 1966	A	L	61-66
Dec. 17, 1966	A	L	84-98
Feb. 20, 1967	H	L	64-66
Dec. 22, 1967	H	W	111-87
Feb. 19, 1968	A	W	94-83

Feb. 3, 1969	H	W	95-71
March 3, 1969	A	W	99-89
Feb. 2, 1970	H	W	109-91
March 2, 1970	A	W	97-87
Feb. 1, 1971	H	W	90-71
March 1, 1971	A	L	70-78
Feb. 7, 1972	H	W	62-60
March 2, 1972	A	L	71-89
Feb. 5, 1973	A	W	84-78
March 1, 1973	H	W	94-82
Jan. 14, 1974	A	L	75-89
Feb. 16, 1974	H	L (ot)	84-87
Jan. 16, 1975	H	L	84-93
Feb. 15, 1975	A	L	71-79
Jan. 19, 1976	A	L	83-90
Feb. 16, 1976	H	W	80-69
Jan. 12, 1977	A	L	77-80
Jan. 7, 1977	H	W	71-66
Jan. 2, 1978	A	L (ot)	82-84
March 4, 1978	H	L	67-68
Feb. 8, 1979	A	W	52-48
Feb. 24, 1979	H	L	57-65
Jan. 5, 1980	H	W	80-58
Feb. 2, 1980	A	W	75-63
Jan. 10, 1981	A	W	81-69
Feb. 7, 1981	H	W	94-89
Jan. 9, 1982	H	W	78-56
Feb. 6, 1982	A	W	57-43
Jan. 24, 1983	A	L	65-80
Feb. 21, 1983	H	W	86-73
Jan. 23, 1984	H	W	80-64
Feb. 20, 1984	A	W	85-70
Jan. 5, 1985	A	L	69-83
Feb. 6, 1985	H	W	80-65
Jan. 4, 1986	H	W	90-74
Feb. 5, 1986	A	W	68-62
Jan. 25, 1987	A	W	52-50
Feb. 25, 1987	H	W	55-46
March 5, 1987	Atl	W	68-54
Jan. 30, 1988	H	L	47-49
March 2, 1988	A	L	60-62
Jan. 4, 1989	H	L	84-87
Feb. 4, 1989	A	L	79-96
Jan. 4, 1990	A	L (ot)	80-87
Feb. 5, 1990	H	W	86-68
Jan. 29, 1991	H	L	79-82
March 2, 1991	A	L	73-76
Jan. 18, 1992	A	W	83-70
March 7, 1992	H	W	89-80
Jan. 13, 1993	A	W (ot)	84-76
Feb. 10, 1993	H	W	92-66
Jan. 26, 1994	H	L	52-66
Feb. 26, 1994	A	L	66-86
Jan. 25, 1995	A	L	60-73
Feb. 8, 1995	H	L	61-67
Jan. 3, 1996	H	L	64-77
Feb. 21, 1996	A	L	77-88
Jan. 4, 1997	A	L	66-69
Jan. 29, 1997	H	L	60-68
Feb. 11, 1998	A	L	48-85
Feb. 28, 1998	H	L	62-63
Jan. 16, 1999	A	L	55-53
Feb. 24, 1999	H	W	74-63
Feb. 2, 2000	A	L	66-68
Feb. 26, 2000	H	W	71-66
Jan. 24, 2001	A	W	82-73
Feb. 24, 2001	H	L	48-55
Jan. 26, 2002	A	L	61-84
Feb. 13, 2002	H	W (ot)	68-65
March 9, 2002	Atl	L	51-57
Jan. 11, 2003	H	W	85-72
Jan. 25, 2003	A	L	64-67
March 15, 2003	NO	L	61-76
Jan. 17, 2004	H	L	54-64
Feb. 25, 2004	A	L	58-84
Jan. 29, 2005	H	W	69-62
Feb. 16, 2005	A	W	80-72
Jan. 18, 2006	A	W	71-57
Feb. 15, 2006	H	W	72-59
Feb. 3, 2007	A	L	78-85
Feb. 17, 2007	H	L	50-56
Jan. 9, 2008	H	L	61-39
Mar. 8, 2008	A	L	75-84

Mer = Meridian, Miss.
 Lville = Louisville, Ky.
 NO = New Orleans, La.
 Atl = Atlanta, Ga.
 LSU at home: LSU leads, 63-33
 at Miss. State: Miss. State leads, 55-35
 at Neutral Sites: Tied, 3-3

Miss. Valley State (1-0)

Dec. 28, 2006 H W 92-58

Missouri (1-0)

March 14, 1980 Hou W 68-63
 Hou = Houston, Texas

Montana State (4-0)

Dec. 28, 1970 OKC W 89-77
 Dec. 27, 1976 H W 101-80
 Dec. 18, 1978 H W 99-89
 Nov. 22, 1985 H W 84-59
 OKC = Oklahoma City, Okla.

Morehead State (1-0)

Dec. 28, 1988 Hon W 101-88
 Hon = Honolulu, Hawaii

Navy (0-1)

March 15, 1985 Day L 55-78
 Day = Dayton, Ohio

Nebraska (1-0)

Dec. 30, 1988 Hon W 90-87
 Hon = Honolulu, Hawaii

Nevada-Las Vegas (3-3)

Dec. 13, 1980 H W 87-73
 Nov. 28, 1981 A L 79-83
 Dec. 29, 1987 A L 59-78
 Feb. 25, 1989 H W 88-87
 Jan. 28, 1990 H W 107-105
 Nov. 30, 1991 A L 55-76

Nevada-Reno (1-1)

Dec. 3, 1973 A L 86-97
 Dec. 6, 1975 H W 94-74

New Orleans (10-4)

Nov. 28, 1977 H L 69-73
 Nov. 27, 1978 A W 64-42
 Dec. 3, 1979 H W 104-78
 Dec. 18, 1980 A W 96-66
 March 16, 1983 H L (ot) 94-99
 Nov. 26, 1983 A W 61-59
 Dec. 21, 1984 H W 78-64
 Dec. 20, 1986 H L 71-82
 Dec. 16, 2000 H W 84-57
 Dec. 18, 2001 A L 59-60
 Dec. 30, 2002 H W 69-57
 Jan. 12, 2004 A W 68-60
 Nov. 24, 2004 H W 95-79
 Dec. 13, 2005 H W 94-53
 LSU at home: LSU leads, 6-3
 at UNO: LSU leads, 4-1

New Orleans AC (0-1)

Jan. 10, 1931 H L 35-41

Nicholls State (14-0)

Dec. 4, 1987 H W 86-62
 Dec. 29, 1990 H W 118-76
 Dec. 30, 1991 H W 123-61
 Dec. 15, 1992 H W 75-64
 Dec. 4, 1993 H W (ot) 95-90
 Jan. 23, 1996 H W 86-69
 Nov. 29, 1997 H W 72-52
 Dec. 23, 1999 H W 91-74
 Dec. 22, 2000 H W 92-49
 Dec. 30, 2001 H W 71-35
 Nov. 22, 2002 H W 68-24
 Nov. 21, 2005 H W 122-58
 Nov. 17, 2006 H W 96-42
 Nov. 28, 2007 H W 68-41

Norfolk Sate (1-0)

Nov. 25, 2000 H W 90-62

Niagara (1-0)

Dec. 8, 1976 H W 82-68

North Carolina (2-9)

Feb. 28, 1925 Atl L 21-35
 Feb. 1928 Atl W 44-38
 Jan. 3, 1955 H W 84-77
 Jan. 3, 1956 A L 69-95
 Dec. 1960 A L 61-77
 Dec. 14, 1963 H L 71-76
 Dec. 4, 1982 NJ L 43-47
 Jan. 29, 1984 A L 79-90
 Feb. 10, 1985 H L 70-75
 Jan. 22, 1994 NO L 65-88
 Dec. 18, 1996 Gboro L 48-67

Atl = Atlanta, Ga.
 NJ = E. Rutherford, N.J.
 Gboro = Greensboro, N.C.
 LSU at home: UNC leads, 3-1
 at UNC: UNC leads, 4-0
 at Neutral Sites: UNC leads, 2-1

North Carolina A&T (1-1)

Nov. 30, 1996 H W# 74-62
 Nov. 25, 1998 H W 72-59
 # Game forfeited by NCAA

UNC-Wilmington (4-0)

Dec. 29, 1980 H W 100-68
 Jan. 17, 1983 H W 70-55
 Nov. 28, 1983 A W 94-59
 Dec. 22, 1984 H W 88-65

Northern Arizona (2-0)

Feb. 9, 1987 H W 70-58
 Dec. 28, 1991 H W 159-86

Northern Iowa (0-2)

Dec. 28, 1987 LV L 80-90
 Dec. 19, 2005 H L 50-54
 LV = Las Vegas

Northwestern (1-2)

Dec. 21, 1953 H W 79-51
 Dec. 20, 1953 A L 66-83
 Dec. 30, 1965 LA L 86-92
 LA = Los Angeles, Calif.

Northwestern State (13-6)

Jan. 1916 H W 24-23
 Dec. 12, 1917 A W 38-25
 Jan. 8, 1921 H W 29-25
 Jan. 20, 1922 H W 32-15
 Jan. 21, 1922 H W 40-3
 Jan. 7, 1924 H L 18-26
 Jan. 8, 1924 H L 19-33
 Jan. 16, 1925 A L 25-29
 Jan. 17, 1925 A W 35-24
 Feb. 12, 1926 H L 27-35
 Feb. 13, 1926 H L 21-23
 Feb. 23, 1945 Sport W 44-40
 Feb. 24, 1945 A W 70-34
 Dec. 29, 1956 Sport L 75-103
 Dec. 20, 1989 H W 73-63
 Dec. 29, 1992 H W 93-79
 Dec. 2, 2001 H W 91-54
 Dec. 11, 2004 H W 83-74
 Dec. 5, 2007 H W 82-58
 Sport = Shreveport, La.
 LSU at home: LSU leads, 8-4
 at Northwestern State: LSU leads, 3-1
 at Neutral Sites: Tied, 1-1

Notre Dame (1-0)

Dec. 20, 1990 NO W 87-64
 NO = New Orleans

Ohio State (1-1)

Jan. 15, 2005 H W (2ot) 113-101
 Dec. 31, 2005 A L 76-78

- INTRO
- 100 YEARS
- THIS IS LSU
- TIGERS
- COACHES
- REVIEW
- PREVIEW
- RECORDS
- HISTORY
- LSU
- MEDIA



Series Records

INTRO

100 YEARS

THIS IS LSU

TIGERS

COACHES

REVIEW

PREVIEW

RECORDS

HISTORY

LSU

MEDIA

Oklahoma (2-2)

March 17, 1970	NYC	W	97-94
Jan. 12, 1987	A	L	85-94
Jan. 11, 1988	NO	W	84-77
March 17, 2004	A	L	61-70

NYC = New York City, N.Y.
NO = New Orleans, La.

Oklahoma City (2-0)

Dec. 28, 1968	A	W	101-85
Dec. 17, 1976	H	W	89-77

Oklahoma State (2-2)

Dec. 11, 1993	NO	W	71-68
Dec. 20, 1994	Tul	L	67-111
Dec. 30, 1999	No	W	63-53
Nov. 19, 2007	Maui	L	77-83

NO = New Orleans, La.
Tul = Tulsa, Okla.

Oakland (Mich) (1-0)

Nov. 26, 1999	Hon	W	87-80
---------------	-----	---	-------

Hon = Honolulu, Hawaii

Oral Roberts (4-2)

Dec. 3, 1977	A	W	68-60
Dec. 1, 1978	H	W	91-75
Dec. 1, 1984	A	W	74-71
Dec. 30, 1985	H	W	82-64
Nov. 30, 1988	H	L	96-100
Dec. 21, 1996	H	W#	59-58

Game forfeited by NCAA

Oregon State (5-1)

Dec. 26, 1963	A	L	57-87
Dec. 4, 1969	H	W	94-72
Dec. 22, 1969	A	W	76-68
Dec. 28, 2000	NO	W	78-68
Dec. 17, 2006	A	W	60-53
Dec. 22, 2007	H	W	67-61

NO = New Orleans, La.

Pacific (1-1)

Dec. 8, 1973	H	W	91-77
Dec. 20, 1976	A	L	76-89

Penn State (0-1)

March 12, 1954	IC	L	70-78
----------------	----	---	-------

IC = Iowa City, Iowa

Pittsburgh (2-2)

April 13, 1935	AC	W	41-37
Jan. 2, 1936	NO	L	47-52
Dec. 27, 1962	Mia	L	73-96
Jan. 31, 1969	H	W	120-79

AC = Atlantic City, NJ
NO = New Orleans, La.
Mia = Miami, Fla.

Prairie View (3-0)

Dec. 23, 1996	H	W	96-56
Dec. 16, 1998	H	W	84-62
Dec. 17, 2002	H	W	75-49

Purdue (1-1)

March 13, 1986	H	W(2ot)	94-87
March 24, 2003	Bham	L	80-56

Bham = Birmingham

Radford (0-1)

Dec. 30, 1994	H	L	72-73
---------------	---	---	-------

Rice (16-24)

Feb. 1916	H	W	29-21
Feb. 1916	H	W	25-17
Feb. 26, 1921	A	W	35-23
Feb. 19, 1935	A	L	47-56
Jan. 23, 1936	H	L	38-42
Jan. 24, 1936	H	L	30-38
Jan. 8, 1937	A	W	32-29
Jan. 9, 1937	A	W	38-37
Jan. 7, 1938	H	L	38-45
Jan. 8, 1938	H	W	58-38

Dec. 14, 1938	A	L	32-34
Dec. 15, 1938	A	W	30-27
Dec. 18, 1939	H	L	39-56
Dec. 19, 1939	H	L	51-61
Dec. 1940	A	L	48-60
Dec. 1940	A	L	33-54
Dec. 12, 1941	H	L	42-54
Dec. 13, 1941	H	L	37-50
Dec. 1942	A	L	26-56
Dec. 1942	A	W	62-60
Jan. 4, 1947	H	W	60-35
Dec. 8, 1947	A	L	55-58
Jan. 9, 1948	H	W	43-40
Dec. 4, 1948	LC	L	39-51
Dec. 10, 1949	LC	W	49-44
Dec. 3, 1951	A	W	68-60
Dec. 11, 1954	H	L	72-79
Dec. 12, 1955	A	L	60-85
Dec. 10, 1956	H	L	72-87
Dec. 1957	A	L	56-81
Dec. 13, 1958	H	L	56-64
Dec. 12, 1959	A	L	57-71
Dec. 1960	A	L	50-67
Dec. 9, 1961	A	L	67-79
Dec. 8, 1962	H	W	90-82
Dec. 7, 1963	A	L	72-87
Dec. 29, 1964	OKC	W	79-63
Dec. 16, 1965	A	W	85-80
Dec. 30, 1966	Gville	L	69-88
Dec. 22, 1977	H	W	97-68

LC = Lake Charles, La.
OKC = Oklahoma City, Okla.
Gville = Greenville, S.C.
LSU at home: Rice leads, 10-7
at Rice: Rice leads, 12-7
at Neutral Sites: Tied, 2-2

Robert Morris (1-0)

Dec. 23, 1997	H	W	63-58
---------------	---	---	-------

St. Francis (Brooklyn) (1-0)

Dec. 19, 1946	A	W	62-57
---------------	---	---	-------

St. Francis (PA) (3-0)

Nov. 24, 1978	H	W	112-81
Dec. 30, 1980	H	W	91-65
Dec. 30, 1982	H	W	67-66

St. Johns (N.Y.) (1-2)

Dec. 6, 1949	A	L	49-80
Dec. 29, 1965	LA	L	62-102
Dec. 29, 1969	Hono	W	80-70

LA = Los Angeles, Calif.
Hono = Honolulu, Hawaii

St. Joseph's (PA) (0-1)

Dec. 3, 1949	A	L	59-61
--------------	---	---	-------

Saint Louis (1-3)

Dec. 30, 1952	NO	W	70-67
Jan. 5, 1955	H	L	79-110
Dec. 15, 1956	A	L	52-86
Nov. 24, 1995	Hono	L	70-79

NO = New Orleans, La.
Hono = Honolulu, Hawaii

St. Mary's (Texas) (1-0)

Dec. 3, 1957	H	W	68-61
--------------	---	---	-------

St. Paul's (Covington) (1-0)

Feb. 19, 1914	A	L	15-35
---------------	---	---	-------

St. Peters (2-0)

Dec. 27, 1974	H	W	113-101
Dec. 9, 1981	H	W	71-55

St. Stanislaus (1-2)

Jan. 10, 1920	A	W	47-21
Jan. 27, 1926	A	L	19-38
Jan. 28, 1926	A	L	21-27

Samford (3-1)

Dec. 20, 1973	H	W	73-60
Dec. 6, 1976	H	W	100-89

Dec. 3, 1996	H	L	50-53
Dec. 29, 2006	H	W	60-45

Sam Houston State (1-0)

Dec. 18, 1999	H	W	85-67
---------------	---	---	-------

Santa Clara (1-0)

Dec. 26, 1950	A	W	59-52
---------------	---	---	-------

Seattle (0-1)

Dec. 30, 1963	Port	L	84-92
---------------	------	---	-------

Port = Portland, Ore.

Sewanee (6-0)

Jan. 8, 1927	H	W	26-23
Jan. 20, 1933	A	W	50-30
Jan. 21, 1933	A	W	57-45
Jan. 5, 1934	H	W	80-20
Jan. 6, 1934	H	W	60-9
March 2, 1939	Knox	W	55-35

Knox = Knoxville, Tenn.

South Alabama (1-0)

Nov. 24, 2002	H	W	71-62
---------------	---	---	-------

South Carolina (10-12)

Dec. 21, 1974	A	L	64-77
Feb. 19, 1992	A	W	74-56
Jan. 30, 1993	H	W	85-62
Feb. 2, 1994	A	W	77-71
March 1, 1995	H	L	62-69
Feb. 10, 1996	A	L	68-106
March 7, 1996	NO	L	76-85
Nov. 27, 1996	Maui	L	68-74
Feb. 1, 1997	H	L	65-80
Jan. 10, 1998	A	L	53-70
Feb. 17, 1999	H	W	60-56
Feb. 23, 2000	A	W	64-59
Jan. 31, 2001	H	L	56-68
Feb. 20, 2002	A	L	53-66
Feb. 5, 2003	H	W	71-58
Jan. 24, 2004	A	L	55-61
March 12, 2004	Atl	L	64-85
Jan. 12, 2005	H	W	79-64
Feb. 28, 2006	A	W	64-61
March 3, 2007	H	W	61-52
Feb. 27, 2008	A	W	62-55
Mar. 13, 2008	Atl	L	73-77

NO = New Orleans, La.
Maui = Maui, Hawaii
Atl = Atlanta, Ga.
LSU at home: LSU leads, 5-3
at South Carolina: Tied, 5-5
at Neutral Sites: USC leads, 4-0

Southeastern Louisiana (8-1)

Dec. 1, 1966	H	L	88-89
Dec. 20, 1985	H	W	82-61
Nov. 26, 1990	H	W	117-68
Dec. 17, 1991	H	W	101-64
Dec. 3, 1992	H	W	92-65
Dec. 21, 1993	H	W	96-62
Nov. 25, 1994	H	W	106-80
Nov. 22, 1999	H	W	75-36
Nov. 12, 2007	H	W	72-62

Southeast Missouri State (1-0)

March 16, 2000	SLC	W	64-61
----------------	-----	---	-------

SLC = Salt Lake City, Utah

Southern-Baton Rouge (8-0)

Dec. 21, 1985	H	W	91-83
Dec. 5, 1987	H	W	98-77
Nov. 29, 1995	H	W	109-100
Dec. 28, 1997	H	W	77-66
Nov. 19, 2001	H	W	97-69
Nov. 21, 2003	H	W	70-59
Nov. 18, 2005	H	W	84-56
Nov. 30, 2008	H	W	88-45

Southern-New Orleans (1-0)

Nov. 20, 1997	H	W	99-51
---------------	---	---	-------

Southern California (1-6)

Dec. 16, 1937	H	L	38-54
Dec. 17, 1937	H	L	26-50
Dec. 28, 1950	A	L	76-78
Dec. 18, 1969	H	L	98-101
Jan. 2, 1971	A	L	76-80
Dec. 29, 1974	A	L	87-100
Dec. 4, 1976	H	W	87-76

Southern Methodist (2-2)

Dec. 13, 1962	A	L	68-83
Dec. 5, 1963	H	W	66-62
Dec. 12, 1964	A	L	75-98
Dec. 10, 1965	H	W	91-88

Southern Mississippi (5-1)

Feb. 6, 1931	H	W	46-35
Feb. 7, 1931	H	W	47-31
Feb. 19, 1973	H	W	107-79
Nov. 15, 1989	H	W	91-80
Dec. 20, 2003	H	W	65-50
Dec. 18, 2004	A	L (ot)	84-88

Southwest College (Tenn.) (4-0)

March 7, 1940	N	W	61-41
Dec. 8, 1952	H	W	124-33
Dec. 5, 1955	H	W	72-59
Dec. 13, 1956	A	W	91-77

Southwest Texas State (1-0)

Dec. 22, 1987	H	W	93-74
---------------	---	---	-------

Spring Hill (17-2)

Feb. 1916	A	W	34-24
Feb. 3, 1920	H	W	64-16
Feb. 14, 1920	A	W	38-9
Feb. 1, 1921	H	W	31-17
Feb. 2, 1921	H	W	29-24
Feb. 1, 1922	H	W	27-26
Feb. 2, 1922	H	W	16-15
Jan. 1923	H	L	21-23
Jan. 1923	H	W	36-20
Feb. 1923	A	L	24-26
Feb. 1923	A	W	20-18
Feb. 1, 1924	H	W	40-23
Feb. 2, 1924	H	W	22-13
Feb. 15, 1924	A	W	29-25
Feb. 16, 1924	A	W	32-16
Feb. 10, 1930	H	W	53-17
Feb. 11, 1930	H	W	52

- INTRO
- 100 YEARS
- THIS IS LSU
- TIGERS
- COACHES
- REVIEW
- PREVIEW
- RECORDS
- HISTORY**
- LSU
- MEDIA

Feb. 2, 1952	A	L	68-82
Jan. 31, 1953	H	W	95-59
Jan. 16, 1954	A	W	75-62
Jan. 15, 1955	H	L	68-76
Jan. 16, 1956	A	L	82-91
Jan. 14, 1957	H	W	62-61
Dec. 1957	Char	L	62-63
Jan. 1958	A	L	53-75
Jan. 12, 1959	H	L	58-65
Jan. 11, 1960	A	L	79-103
Jan. 1961	H	W	72-60
Jan. 13, 1962	A	W	73-61
Jan. 12, 1963	H	W (ot)	61-60
Jan. 11, 1964	A	L	58-62
Jan. 11, 1965	H	L	54-58
March 6, 1965	A	L	60-83
Jan. 31, 1966	A	L	59-87
Feb. 14, 1966	H	L	64-74
Feb. 6, 1967	H	L	59-76
March 4, 1967	A	L	60-87
Feb. 5, 1968	H	L	67-87
March 2, 1968	A	L	71-74
Jan. 27, 1969	H	L	68-81
Feb. 24, 1969	A	L	63-87
Jan. 26, 1970	H	W	71-59
Feb. 23, 1970	A	L	87-88
Jan. 25, 1971	H	W	80-70
Feb. 22, 1971	A	L	67-88
Jan. 31, 1972	A	W	63-62
Feb. 28, 1972	H	L	66-78
Jan. 29, 1973	H	L	71-73
Feb. 26, 1973	A	W	78-74
Jan. 28, 1974	H	L	52-57
March 2, 1974	A	L	80-100
Jan. 27, 1975	A	L	79-99
March 1, 1975	H	W	94-87
Jan. 26, 1976	H	L	92-105
Feb. 23, 1976	A	L	71-80
Jan. 15, 1977	H	L	102-108
Feb. 12, 1977	A	L	64-91
Jan. 9, 1978	H	W	121-87
Feb. 6, 1978	A	W	101-86
Jan. 24, 1979	H	W	77-75
Jan. 29, 1979	A	W	84-78
Jan. 19, 1980	A	W	75-74
Feb. 16, 1980	H	W	73-66
Jan. 24, 1981	H	W	80-63
Feb. 21, 1981	H	W	66-65
Jan. 23, 1982	A	L	67-77
Feb. 20, 1982	H	L	53-54
Jan. 10, 1983	H	L	58-59
Feb. 7, 1983	A	L	63-66
March 11, 1983	Birm	L	71-74
Jan. 10, 1984	A	L	69-70
Feb. 6, 1984	H	W (ot)	61-59
Jan. 12, 1985	H	W	75-65
Feb. 14, 1985	A	W	87-82
Jan. 11, 1986	A	L	77-88
Feb. 12, 1986	H	W	75-50
Jan. 8, 1987	A	W	79-78
Feb. 7, 1987	H	W	60-58
Jan. 13, 1988	A	W	52-51
Feb. 13, 1988	H	W	92-73
Jan. 11, 1989	A	L	96-100
Feb. 11, 1989	H	W	122-106
March 10, 1989	A	L	77-95
Jan. 8, 1990	H	W	111-94
Feb. 10, 1990	A	W	119-113
Feb. 22, 1991	A	L	89-92
Feb. 23, 1991	H	W	119-87
Jan. 29, 1992	H	W	97-82
March 13, 1992	Birm	W	99-89
Feb. 20, 1993	A	W	81-74
Feb. 5, 1994	H	W	84-83
Feb. 4, 1995	A	W	56-52
Feb. 14, 1996	H	L	65-73
Jan. 19, 1997	A	L	52-66
Jan. 31, 1998	H	L	65-72
March 5, 1998	Atl	L	62-73
Jan. 6, 1999	A	L	58-93
Jan. 8, 2000	H	L	59-64
March 2, 2001	A	L	71-78
Jan. 30, 2002	H	L	58-61

March 1, 2003	A	W	88-67
Feb. 4, 2004	H	W	84-67
Feb. 5, 2005	A	L	55-77
Jan. 14, 2006	H	W	88-74
Feb. 6, 2007	A	L	63-70
March 8, 2007	Atl	W (ot)	76-67
Dec. 9, 2008	H	L	45-47

Atl = Atlanta, Ga.
Lville = Louisville, Ky.
Char = Charlotte, N.C.
Birm = Birmingham, Ala.

LSU at home: LSU leads, 25-21
at Tennessee: Tennessee leads, 29-14
at Neutral Sites: Tennessee leads, 6-3

Tennessee-Martin (3-0)

Dec. 20, 1988	H	W	128-89
Dec. 16, 1995	H	W	93-74
Dec. 14, 1999	H	W	73-45

Tennessee State (1-0)

Dec. 30, 1992	H	W	90-68
---------------	---	---	-------

Texas (19-11)

Feb. 13, 1911	H	W	39-10
Feb. 9, 1947	Hou	L	31-50
Feb. 3, 1948	H	L	45-60
Dec. 22, 1950	SA	L	55-68
Dec. 17, 1951	H	W	59-55
Dec. 15, 1958	H	W	52-47
Dec. 14, 1959	A	L	67-84
Dec. 1960	A	W	62-59
Dec. 11, 1961	A	W	77-75
Dec. 10, 1962	H	W	75-66
Dec. 9, 1963	A	L	65-70
Dec. 7, 1964	H	W	83-75
Dec. 6, 1965	A	W	76-66
Dec. 6, 1966	H	L	78-114
Dec. 4, 1967	A	W	87-74
Dec. 28, 1974	H	L	63-78
Dec. 5, 1977	A	L	66-82
Dec. 3, 1984	H	W	87-79
Dec. 17, 1985	A	W	72-65
Dec. 2, 1990	Hou	W	124-113
Nov. 30, 1990	H	W	101-87
Jan. 3, 1992	NO	W	84-83
Feb. 7, 1993	SA	W	84-81
Nov. 26, 1993	H	W	86-66
Jan. 7, 1995	A	L	71-80
Dec. 17, 1997	A	L	63-69
Dec. 19, 1998	H	W (ot)	63-61
March 18, 2000	SLC	W	72-67
March 25, 2006	Atl	W (ot)	70-60
Dec. 10, 2006	Hou	L (ot)	75-76

Hou = Houston, Texas
SA = San Antonio, Texas
NO = New Orleans, La.
SLC = Salt Lake City, Utah
Atl = Atlanta, Ga.

LSU at home: LSU leads, 9-2
at Texas: Texas leads, 6-5
at Neutral Sites: LSU leads, 5-2

Texas A&M (14-10)

Jan. 1917	H	W	24-15
Jan. 1917	H	W	30-14
Jan. 25, 1921	H	W	30-28
Jan. 26, 1921	H	W	31-30
Feb. 21, 1921	A	W	24-16
Feb. 22, 1921	A	L	19-49
Dec. 14, 1941	H	L	41-56
Dec. 12, 1945	H	W	51-50
Dec. 29, 1947	FW	L	44-45
Dec. 17, 1948	H	W	58-55
Dec. 15, 1953	H	W	77-56
Dec. 13, 1954	H	W	73-61
Jan. 20, 1955	A	L	47-58
Dec. 10, 1955	A	L	59-73
Dec. 21, 1962	A	L	61-67
Dec. 28, 1971	Hou	L	68-73
Feb. 22, 1981	H	W	67-57
Dec. 7, 1981	A	L	63-68
Dec. 8, 1982	NO	W	88-70

Dec. 3, 1983	Hou	W	75-65
Nov. 30, 2002	Hou	L	77-79
Mar. 18, 2006	Jv	W	58-57
Dec. 5, 2006	H	W	64-52
Jan. 5, 2008	A	L	53-79

FW = Fort Worth, Texas
Hou = Houston, Texas
NO = New Orleans, La.
JV = Jacksonville, Fla.

LSU at home: LSU leads, 10-1
at Texas A&M: Texas A&M leads, 6-1
at Neutral Sites: Tied, 3-3

Texas A&M Corpus Christi (1-0)

Dec. 14, 2002	H	W	95-60
---------------	---	---	-------

Texas Christian (3-1)

Dec. 31, 1947	FW	W	52-46
Dec. 1960	A	W	68-62
Dec. 2, 1961	H	W	83-58
Nov. 21, 1986	H	L	74-83

FW = Fort Worth, Texas

Texas-El Paso (2-1)

Dec. 21, 1981	H	W	71-59
Dec. 22, 1982	A	W	51-49
March 17, 1989	Tuc	L	74-85

Tuc = Tucson, Ariz.

Texas Pan American (3-0)

Nov. 30, 1982	H	W	76-67
Dec. 21, 1983	H	W	81-70
Nov. 16, 1998	H	W	75-56

Texas Southern (1-0)

Dec. 8, 2000	H	W	89-57
--------------	---	---	-------

Texas Tech (1-3)

Dec. 16, 1957	H	L	72-79
Dec. 19, 1958	A	L	60-73
Dec. 18, 1959	H	L	65-72
Dec. 1960	A	W (ot)	73-69

Towson University (1-0)

Nov. 28, 2001	H	W	83-46
---------------	---	---	-------

Troy State (3-1)

Dec. 6, 1994	H	W	113-78
Nov. 22, 1996	H	W#	90-59
Dec. 22, 1998	H	W	74-56
Nov. 26, 2004	H	W	78-69

#Game forfeited by NCAA

Tulane (124-84)

Jan. 26, 1911	H	W	47-7
Jan. 27, 1911	H	W	26-15
Feb. 17, 1911	A	W	27-25
Feb. 18, 1911	A	L	13-15
Feb. 14, 1913	A	L	13-15
Feb. 15, 1913	A	L	20-26
Feb. 28, 1913	H	L	15-16
March 1, 1913	H	W	13-12
Feb. 13, 1914	H	L	14-26
Feb. 14, 1914	H	L	7-10
Feb. 27, 1914	A	L	12-25
Feb. 28, 1914	A	L	6-13
Feb. 19, 1915	H	W	28-17
Feb. 20, 1915	H	W	39-19
Feb. 4, 1916	H	L	21-24
Feb. 5, 1916	H	L	18-22
Feb. 18, 1916	A	L	14-26
Feb. 19, 1916	A	W	19-16
Feb. 9, 1917	A	W	37-20
Feb. 10, 1917	A	W	27-18
Feb. 23, 1917	H	W	46-27
Feb. 24, 1917	H	W	26-20
Feb. 6, 1920	A	W	35-19
Feb. 7, 1920	A	W	29-10
Feb. 27, 1920	H	W	37-12
Feb. 28, 1920	H	W	37-12
Feb. 4, 1921	H	W	42-27
Feb. 5, 1921	H	W	52-24

Feb. 1921	A	L	29-31
Feb. 1921	A	W	27-20
Jan. 27, 1922	A	W	18-15
Jan. 28, 1922	A	W	26-18
Feb. 20, 1922	H	L	23-39
Feb. 21, 1922	H	W	34-19
Feb. 9, 1923	H	L	24-33
Feb. 10, 1923	H	L	18-28
Feb. 16, 1923	A	L	23-40
Feb. 17, 1923	A	L	11-34
Feb. 8, 1924	H	L	21-41
Feb. 9, 1924	H	L	29-38
Feb. 22, 1924	A	L	13-39
Feb. 23, 1924	A	L	26-30
Feb. 6, 1925	A	L	15-42
Feb. 7, 1925	A	L	15-43
Feb. 20, 1925	H	L	24-35
Feb. 21, 1925	H	L	23-26
Feb. 5, 1926	H	W	30-23
Feb. 6, 1926	H	L	23-24
Feb. 19, 1926	A	L	29-32
Feb. 20, 1926	A	L	13-22
Feb. 4, 1927	A	L	20-27
Feb. 5, 1927	A	L	9-36
Feb. 18, 1927	H	L	20-25
Feb. 19, 1927	H	L	20-23
Feb. 3, 1928	H	W	47-13
Feb. 4, 1928	H	W	41-18
Feb. 17, 1928	A	W	36-20
Feb. 18, 1928	A	W	39-25
Feb. 15, 1929	A	L	37-40
Feb. 16, 1929	A	W	28-21
Feb. 22, 1929	H	W	37-35
Feb. 23, 1929	H	L	32-33
Feb. 14, 1930	H	W	35-30
Feb. 15, 1930	H	W	24-15
Feb. 21, 1930	A	L	25-27
Feb. 22, 1930	A	L	27-30
Feb. 13, 1931	A	L	23-38
Feb. 14, 1931	A	W	39-31
Feb. 20, 1931	H	W	49-30
Feb. 21, 1931	H	W	48-27
Feb. 11, 1932	H	W	32-25
Feb. 12, 1932	H	W	34-22
Feb. 19, 1932	A	W	29-26
Feb. 20, 1932	A	L	29-33
Feb. 10, 1933	A	L	31-44
Feb. 11, 1933	A	W	46-28
Feb. 17, 1933	H	W	50-38
Feb. 18, 1933	H	W	51-37
Jan. 19, 1934	H	W	29-25
Jan. 20, 1934	H	W	48-26
Feb. 16, 1934	A	W	43-22
Feb. 17, 1934	A	W	36-21
Feb. 8, 1935	A	W	34-16
Feb. 9, 1935	A	W	35-24
Feb. 22, 1935	H	W	65-20
Feb. 23, 1935	H	W	64-23
Feb. 7, 1936	H	W	52-27
Feb. 8, 1936	H	W	49-26
Feb. 21, 1936	A	W	50-30
Feb. 22, 1936	A	W	46-22
Feb. 5, 1937	H	W	42-31
Feb. 6, 1937	H	W	46-42
Feb. 19, 1937	A	W	37-31
Feb. 20, 1937	A	L	32-52
Feb. 18, 1938	A	W	44-42
Feb. 19, 1			

Series Records

- INTRO
- 100 YEARS
- THIS IS LSU
- TIGERS
- COACHES
- REVIEW
- PREVIEW
- RECORDS
- HISTORY**
- LSU
- MEDIA

Feb. 12, 1942	H	W	51-46
Feb. 13, 1942	H	W	50-49
Feb. 19, 1942	A	W	48-44
Feb. 20, 1942	A	W	31-21
Feb. 1, 1943	A	W	91-57
Feb. 2, 1943	A	W	59-57
Feb. 19, 1943	H	W	35-34
Feb. 20, 1943	H	W	46-40
Feb. 9, 1944	H	L	42-43
Feb. 10, 1944	H	L	37-38
Feb. 16, 1944	A	L	39-41
Feb. 17, 1944	A	L	44-66
Feb. 1, 1945	A	L	43-45
Feb. 2, 1945	A	L	32-44
Feb. 9, 1945	H	W	50-44
Feb. 10, 1945	H	W	61-55
Feb. 21, 1946	H	W	54-45
Feb. 23, 1946	A	W	52-36
Feb. 28, 1946	Lville	W	74-29
Dec. 30, 1946	A	W	54-51
Jan. 17, 1947	A	L	38-40
Feb. 21, 1947	H	W	55-40
Feb. 28, 1947	Lville	L	50-63
Jan. 1948	H	L	42-54
Feb. 20, 1948	A	L	41-50
Jan. 14, 1949	A	L	51-71
Feb. 25, 1949	H	L	45-72
March 5, 1949	Lville	L	63-72
Jan. 13, 1950	H	L	70-75
Feb. 24, 1950	A	L	71-77
Feb. 10, 1951	A	L	54-69
Feb. 23, 1951	H	W	51-46
Jan. 26, 1952	A	L	67-71
Feb. 9, 1952	H	W	78-66
Feb. 7, 1953	H	W	48-31
March 6, 1953	A	W	53-52
Feb. 6, 1954	H	W	66-47
March 6, 1954	A	W	63-52
Feb. 5, 1955	H	L	57-81
March 4, 1955	A	L	53-82
Jan. 30, 1956	H	W	87-66
March 2, 1956	A	L	68-81
Jan. 18, 1957	H	L (ot)	64-66
March 1, 1957	A	L	51-59
Jan. 17, 1958	A	W	69-63
Feb. 28, 1958	A	W	67-63
Jan. 16, 1959	H	L	59-69
Feb. 27, 1959	A	L	65-77
Feb. 25, 1960	H	L	58-72
March 2, 1960	A	L	54-64
Jan. 28, 1961	H	W	86-66
March 2, 1961	A	L	65-68
Feb. 22, 1962	H	W	70-53
March 9, 1962	A	L	69-84
Feb. 12, 1963	H	L	57-59
March 1, 1963	A	L	65-77
Jan. 15, 1964	H	W	83-74
Feb. 28, 1964	A	L	68-80
Jan. 13, 1965	H	W	79-67
Feb. 27, 1965	A	W	77-74
Feb. 2, 1966	H	L	69-82
March 5, 1966	A	L	78-86
Dec. 14, 1966	H	W	93-83
Jan. 12, 1967	A	L	89-99
Jan. 11, 1968	A	W	100-91
Feb. 21, 1968	H	W	99-92
Dec. 14, 1968	H	L (2ot)	99-101
Feb. 10, 1968	A	L	94-110
Dec. 13, 1969	A	W	97-91
Feb. 9, 1970	H	W	127-114
Dec. 16, 1971	H	W	94-79
Feb. 3, 1971	A	L	86-93
Jan. 17, 1972	H	W	76-58
Feb. 9, 1972	A	W	75-71
Feb. 8, 1973	A	W	92-83
Feb. 14, 1973	H	W	73-63
Dec. 19, 1973	A	W	67-60
Dec. 27, 1973	H	W	76-44
Dec. 4, 1974	H	W	80-78
Dec. 18, 1974	A	W	84-82
Dec. 3, 1975	A	W	79-65
Nov. 26, 1976	H	W	94-85
Dec. 7, 1977	H	W	120-88

Dec. 18, 1977	A	W	83-74
Dec. 4, 1978	H	W	109-85
Dec. 9, 1978	A	W	98-88
Dec. 5, 1979	A	W	80-79
Dec. 22, 1979	H	W	95-85
Dec. 6, 1980	H	W	119-81
Dec. 20, 1980	A	W	86-72
March 12, 1982	H	L	72-83
Dec. 28, 2002	A	W	74-62
Dec. 23, 2003	H	W	67-48
Nov. 19, 2004	H	W	83-58
Jan. 7, 2006	H	W	75-58
Dec. 2, 2006	A	W	74-67
Jan. 2, 2008	A	L	63-68

Knox = Knoxville, Tenn.
Lville = Louisville, Ky.
LSU at home: LSU leads, 69-33
at New Orleans: LSU leads, 53-49
at Neutral Sites: Tied, 2-2

Tulsa (1-1)

Dec. 12, 1952	A	L	58-84
Jan. 26, 1953	H	W	55-51

U.S. International (1-0)

Jan. 16, 1984	H	W	104-66
---------------	---	---	--------

Utah (1-1)

Dec. 16, 2003	H	W	65-51
Jan. 3, 2005	A	L	55-69

Utah State (1-2)

Dec. 30, 1970	OKC	L	81-97
Dec. 29, 1972	A	L	83-104
Dec. 28, 1984	H	W	103-71

OKC = Oklahoma City, Okla.

Vanderbilt (47-55)

Feb. 1923	Atl	L	10-36
Feb. 22, 1926	H	W	24-23
Feb. 23, 1933	A	L	34-54
Feb. 24, 1933	A	L	26-52
Feb. 15, 1935	H	W	56-41
Feb. 16, 1935	H	W	40-31
Feb. 27, 1941	Lville	L	49-63
Feb. 29, 1947	Mem	W	62-52
Feb. 17, 1948	H	W	56-54
Feb. 19, 1949	A	L	51-61
March 4, 1949	Lville	W	60-56
Jan. 20, 1951	H	L	61-69
March 3, 1951	Lville	L	63-75
Jan. 7, 1952	A	L	47-58
Jan. 5, 1953	H	W	74-61
Feb. 15, 1954	A	W	82-69
Feb. 14, 1955	H	W	66-59
Feb. 11, 1956	A	L	68-107
Feb. 9, 1957	H	L	66-78
Feb. 1958	A	L	60-78
Feb. 7, 1959	H	L	57-72
Feb. 6, 1960	A	L	68-80
Feb. 1961	H	W	65-61
Feb. 12, 1962	A	L	67-70
Feb. 8, 1963	H	W	63-56
Feb. 8, 1964	A	L	64-66
Feb. 8, 1965	H	L	85-96
March 8, 1965	A	L	60-106
Jan. 29, 1966	A	L	66-98
Feb. 26, 1966	H	L	84-102
Jan. 30, 1967	A	L	77-79
March 6, 1967	A	L	66-75
Jan. 29, 1968	H	L	91-99
March 4, 1968	A	L	86-115
Jan. 9, 1969	A	L	92-94
Feb. 17, 1969	H	L	83-85
Dec. 11, 1969	H	W	109-86
Feb. 14, 1970	A	W	99-89
Feb. 13, 1971	H	L	75-81
March 4, 1971	A	W	87-85
Jan. 3, 1972	H	L	73-80
Feb. 19, 1972	A	L	83-104
Jan. 2, 1973	H	L	66-71
Feb. 17, 1973	A	L	72-82
Jan. 12, 1974	H	W	84-81

Feb. 11, 1974	A	L	88-91
Jan. 11, 1975	A	L	82-91
Feb. 10, 1975	H	L	74-83
Jan. 31, 1976	A	L	90-103
Feb. 28, 1976	H	W	89-75
Jan. 24, 1977	A	L	67-78
Feb. 21, 1977	H	W	95-74
Jan. 16, 1978	A	W	77-55
Feb. 13, 1978	H	W	80-73
Jan. 8, 1979	A	L	87-88
Feb. 5, 1979	H	W	92-71
Jan. 2, 1980	A	L	66-77
Jan. 30, 1980	H	W	83-81
Jan. 7, 1981	H	W	77-61
Feb. 4, 1981	A	W	86-81
Jan. 6, 1982	A	W	80-73
Feb. 3, 1982	H	W	78-70
Jan. 3, 1983	A	L	65-67
March 3, 1983	H	W	66-53
Jan. 1, 1984	H	W	73-66
March 3, 1984	A	L	68-74
Jan. 19, 1985	A	W	69-68
Feb. 20, 1985	H	W	64-55
Jan. 18, 1986	H	W	84-67
Feb. 20, 1986	A	W	74-68
Dec. 22, 1986	H	L	61-63
Jan. 31, 1987	A	L	65-66
Jan. 6, 1988	A	W	51-39
Feb. 6, 1988	H	W	94-79
Jan. 18, 1989	H	W	85-84
Feb. 18, 1989	A	L	74-108
Jan. 16, 1990	H	W	101-72
Feb. 18, 1990	A	W	121-108
Jan. 2, 1991	H	W	87-70
Feb. 2, 1991	A	L	59-63
Feb. 15, 1992	A	L	69-76
Feb. 17, 1993	H	L	66-87
March 13, 1993	Lex	W	72-62
Jan. 15, 1994	A	W	83-81
Jan. 28, 1995	H	L	58-66
March 9, 1995	Atl	L	61-85
Jan. 10, 1996	A	W	71-68
Jan. 15, 1997	H	L	62-69
Feb. 25, 1998	A	L	58-60
Feb. 23, 1999	H	W	64-59
Jan. 15, 2000	A	L	62-65
March 10, 2000	Atl	W	71-60
Jan. 10, 2001	H	L	67-71
Feb. 6, 2002	A	L	63-68
March 7, 2002	Atl	W	69-62
Feb. 12, 2003	H	W	79-60
Feb. 21, 2004	A	L	54-74
March 5, 2005	H	W	81-69
Feb. 22, 2006	A	W	77-66
Mar. 10, 2006	A	W	92-73
Jan. 24, 2007	H	L	53-64
Jan. 19, 2008	A	L	76-92

Atl = Atlanta, Ga.
Lex = Lexington, Ky.
Lville = Louisville, Ky.
Mem = Memphis, Tenn.
LSU at home: LSU leads, 28-16
at Vanderbilt: Vanderbilt leads, 35-14
at Neutral Sites: LSU leads, 5-4

Villanova (2-3)

Dec. 29, 1952	NO	W	100-94
Dec. 28, 1976	H	L	68-76
March 15, 1990	Knox	W	70-63
Nov. 24, 1990	Sfid	L	91-93
Jan. 19, 2008	A	L	67-68

NO = New Orleans, La.
Knox = Knoxville, Tenn.
Sfid = Springfield, Mass.

Virginia (0-1)

March 30, 1981	Phil	L	74-78
----------------	------	---	-------

Va. Military Institute (1-0)

Dec. 27, 1956	Sport	W	88-67
---------------	-------	---	-------

Sport = Shreveport, La.

Virginia Tech (0-1)

Dec. 20, 1963	A	L	64-72
---------------	---	---	-------

Wake Forest (1-0)

Dec. 28, 1981	NO	W	70-64
---------------	----	---	-------

NO = New Orleans, La.

Washington (3-3)

March 18, 1953	KC	L	69-88
Nov. 30, 1977	H	W	83-58
Dec. 1, 1983	H	W	51-48
Nov. 27, 1985	A	W	70-61
Dec. 20, 2006	A	L	88-72
Dec. 23, 2007	H	L	65-73

Washington & Lee (0-1)

Feb. 1929	Atl	L	22-32
-----------	-----	---	-------

Atl = Atlanta, Ga.

Washington State (0-1)

Dec. 1, 1973	A	L	78-80
--------------	---	---	-------

Weber State (1-1)

Dec. 20, 1972	Log	W	82-80
Nov. 23, 2001	Hilo	L (ot)	74-75

Log = Logan, Utah

Hilo = Hilo, Hawaii

Western Kentucky (1-0)

Jan. 24, 1987	H	W	67-62
---------------	---	---	-------

West Virginia (0-1)

Nov. 27, 2004	H	L	69-84
Nov. 26, 2005	A	W (ot)	71-68

West Virginia State (1-0)

Dec. 29, 1986	Hono	W	93-76
---------------	------	---	-------

Hono = Honolulu, Hawaii

Wichita State (1-3)

March 22, 1981	NO	W	96-85
Feb. 21, 1982	H	L	65-66
Nov. 25, 2006	H	L	53-57
Dec. 19, 2008	A	L	47-67

NO = New Orleans, La.

Winthrop (1-0)

Dec. 28, 1993	H	W	100-71
---------------	---	---	--------

Wisconsin (0-4)

- INTRO
- 100 YEARS
- THIS IS LSU
- TIGERS
- COACHES
- REVIEW
- PREVIEW
- RECORDS
- HISTORY
- LSU
- MEDIA

Southeastern Conference

Record vs. SEC: 615-629

Alabama	65-95
Arkansas	18-28
Auburn	79-58
Florida	59-37
Georgia	57-40
Kentucky	22-78
Ole Miss	114-80
Mississippi State	101-91
South Carolina	10-12
Tennessee	42-56
Vanderbilt	47-55

American East Conference

LSU Record vs. AE: 4-0
SEC Record in 2008: 2-0

Boston University	2-0
Maine	1-0
Maryland-Baltimore County	1-0

Atlantic 10 Conference

LSU Record vs. Atlantic 10: 6-7
SEC Record in 2008: 7-3

Dayton	0-2
Fordham	1-0
St. Joseph's (Pa.)	0-1
Saint Louis	1-3
Temple	2-0
Xavier (Ohio)	1-1
Duquesne	1-0

Atlantic Coast Conference

LSU Record vs. ACC: 34-39
SEC Record in 2008: 6-8

Clemson	3-2
Duke	2-5
Florida State	3-2
Georgia Tech	20-14
Maryland	2-2
Miami (Fla.)	1-3
North Carolina	2-9
Virginia	0-1
Virginia Tech	0-1
Wake Forest	1-0

Atlantic Sun Conference

LSU Record vs. AS: 6-1
SEC Record in 2008: 8-3

Belmont	1-0
Campbell	2-0
Jacksonville	0-1
Mercer	3-0

Big 12 Conference

LSU Record vs. Big 12: 45-34
SEC Record in 2008: 5-6

Baylor	3-4
Kansas	1-3
Missouri	1-0
Nebraska	1-0
Oklahoma	3-1
Oklahoma State	2-2
Texas	19-11
Texas A&M	14-10
Texas Tech	1-3

Big East Conference

LSU Record vs. Big East: 18-28
SEC Record in 2008: 5-7

Cincinnati	0-1
Connecticut	1-2
DePaul	3-3
Georgetown	4-2
Louisville	1-8
Marquette	0-1
Notre Dame	1-0
Pittsburgh	2-2
St. John's	1-2
Syracuse	0-1
Villanova	2-2
West Virginia	3-3

Big Sky Conference

LSU Record vs. Big Sky: 8-0
SEC Record in 2008: 0-0

Montana State	4-0
Northern Arizona	2-0
Weber State	2-0

Big South Conference

LSU Record vs. Big South: 2-1
SEC Record in 2008: 7-1

Radford	0-1
VMI	1-0
Winthrop	1-0

Big Ten Conference

LSU Record vs. Big 10: 5-20
SEC Record in 2008: 3-4

Illinois	0-2
Indiana	0-5
Iowa	2-1
Michigan	0-2
Michigan State	0-1
Northwestern	1-2
Ohio State	1-1
Penn State	0-1
Purdue	1-1
Wisconsin	0-4

Big West Conference

LSU Record vs. Big West: 1-1
SEC Record in 2008: 3-0

Pacific	1-1
---------	-----

Colonial Athletic Association

LSU Record vs. Colonial: 8-0
SEC Record in 2008: 2-1

Delaware	1-0
George Mason	1-0
Georgia State	1-0
Wilmington	4-0
Towson	1-0

Conference USA

LSU Record vs. CUSA: 158-125
SEC Record in 2008: 5-5

Houston	5-9
Memphis	2-2
Rice	16-24
SMU	2-2
Southern Miss	5-1
Tulane	124-83
Tulsa	1-1
UAB	1-1
UTEP	2-1

Horizon League

LSU Record vs. Horizon: 5-0
SEC Record in 2008: 2-0

Cleveland State	1-0
Illinois-Chicago	1-0
Loyola-Chicago	2-0
Wright State	1-0

Ivy League

LSU Record vs. Ivy: 3-1
SEC Record in 2008: 0-0

Cornell	3-0
Yale	0-1

Metro Atlantic Conference

LSU Record vs. Metro Atl.: 8-3
SEC Record in 2008: 1-1

Canisius	0-2
Iona	3-1
Marist	2-0
Niagara	1-0
St. Peter's	2-0

Mid-American Conference

LSU Record vs. Mid-America: 0-1
SEC Record in 2008: 1-1

Ball State	0-1
------------	-----

Mid-Eastern Athletic Conference

LSU Record vs. MEAC: 4-2
SEC Record in 2008: 5-0

Coppin State	0-1
Delaware State	1-0
Howard	1-0
Norfolk State	1-0
North Carolina A&T	1-1

Missouri Valley Conference

LSU Record vs. MVC: 2-7
SEC Record in 2008: 4-2

Creighton	0-1
Drake	1-0
Evansville	0-1
Northern Iowa	0-2
Wichita State	1-3

Mountain West Conference

LSU Record vs. MW: 11-6
SEC Record in 2008: 2-0

Brigham Young	1-1
TCU	3-1
UNLV	3-3
Utah	1-1
Wyoming	3-0

Northeast Conference

LSU Record vs. Northeast: 7-1
SEC Record in 2008: 0-0

Central Connecticut State	1-0
Farleigh Dickinson	1-0
Long Island	0-1
Robert Morris	1-0
St. Francis (N.Y.)	1-0
St. Francis (Pa.)	1-0

Ohio Valley Conference

LSU Record vs. OVC: 9-1
SEC Record in 2008: 8-0

Morehead State	1-0
Samford	3-1
Southeast Missouri State	1-0
Tennessee-Martin	3-0
Tennessee State	1-0

Pacific 10 Conference

LSU Record vs. Pac-10: 16-25
SEC Record in 2008: 3-3

Arizona	3-3
Arizona State	0-1
California	2-1
Oregon State	5-1
Southern California	1-6
Stanford	2-2
UCLA	0-7
Washington	3-3
Washington State	0-1

Patriot League

LSU Record vs. Patriot: 6-3
SEC Record in 2008: 2-0

Army	1-1
Colgate	2-0
Holy Cross	1-1
Lafayette	2-0
Navy	0-1

Southern Conference

LSU Record vs. Southern: 1-1
SEC Record in 2008: 8-1

Appalachian State	1-0
Furman	0-1

Southland Conference

LSU Record vs. Southland: 58-8
SEC Record in 2008: 12-0

Lamar	3-1
McNeese State	17-0
Nicholls State	14-0
Northwestern State	13-6
Sam Houston State	1-0
Southeastern Louisiana	8-1
Texas A&M Corpus Christi	1-0
Texas State	1-0

Southwestern Athletic Conference

LSU Record vs. SWAC: 17-1
SEC Record in 2008: 9-0

Alcorn State	1-0
Grambling State	1-0
Jackson State	2-1
Miss. Valley State	1-0
Prairie View	3-0
Southern	7-0
Texas Southern	1-0

Summit League

LSU Record vs. Mid-Cont.: 12-3
SEC Record in 2008: 2-0

Centenary	7-1
Oakland	1-0
Oral Roberts	4-2

Sun Belt Conference

LSU Record vs. Sun Belt: 57-16
SEC Record in 2008: 10-1

Arkansas State	2-1
Denver	1-0
Louisiana-Lafayette	34-10
Louisiana-Monroe	4-0
Middle Tennessee State	1-0
New Orleans	10-4
South Alabama	1-0
Troy	3-1
Western Kentucky	1-0

West Coast Conference

LSU Record vs. WCC: 3-0
SEC Record in 2008: 2-2

Loyola Marymount	2-0
Santa Clara	1-0

Western Athletic Conference

LSU Record vs. WAC: 13-7
SEC Record in 2008: 3-0

Fresno State	1-2
Hawaii	0-1
Louisiana Tech	101
Nevada	1-1
Utah State	1-2





1934-35 LSU Fighting Tigers

14-1, II-0 • Winner American Legion Bowl - Atlantic City, N. J.

SEC Champions • Coach Harry Rabenhorst

(Front Row) Blackie Banker, Wally Wells, Henry Young, Sparky Wade, Nolan Miller, Guy Ottwell, Milford McDonald, Mac Michael. (Back Row) Judge Bryan, Bill Leathers, Shongaloo Lindsey, Sid Adger, Texas Bo Bohannon, Red Beeson, Jack Harris, Ben Journey, Buddy Blair.



1978-79 LSU Fighting Tigers

23-6 • SEC Champions

Coach Dale Brown

(Front Row) Gus Rudolph, Walter Campbell, Al Green, Ernie Brown, Coach Dale Brown, Jordy Hultberg, Willie Sims, J. Brian Bergeron, Ethan Martin. (Back Row) Assistant Coach Ron Abernathy, Duane DeArmond, Lionel Green, Andy Campbell, Rick Mattick, Greg Cook, Durand Macklin, Joe Costello, Assistant Coach Art Tollis.



1952-53 LSU Fighting Tigers

22-3 • SEC Champions • NCAA Final Four

Coach Harry Rabenhorst

(Front Row) Don Loughmiller, Darrell Schultz, Benny McArdle, Norman Magee, Charley Robert. (Middle Row) Coach Harry Rabenhorst, Bill Lee, Leslie Jones, Don Belcher, Kenny Bridges, Assistant Coach John Chaney. (Back Row) Manager Fred Poerschke, James McNeilly, Bob Freshley, Bob Pettit, Ned Clark, P. Brayman.



1979-80 LSU Fighting Tigers

26-6 • SEC Tournament Champions

Coach Dale Brown

(Front Row) Durand Macklin, Tyrone Black, Greg Cook, Andy Campbell, Rick Mattick, DeWayne Scales, Gus Rudolph. (Back Row) J. Brian Bergeron, Jordy Hultberg, Willie Sims, Duane DeArmond, Howard Carter, Mark Alcorn, Ethan Martin.



1953-54 LSU Fighting Tigers

20-5 • SEC Champions

Coach Harry Rabenhorst

(Front Row) Coach Harry Rabenhorst, Jim McNeilly, Ned Clark, Bob Pettit, Bob Freshley, Bill Lee, Assistant Coach John Chaney. (Middle Row) Don Sebastian, Paul Zinser, Norman Magee, Benny McArdle, Don Loughmiller, Manager Fred Poerschke. (Back Row) Les Jones, Roger Sigler, Dick Holt, Troy Rushing, Don Belcher.



1980-81 LSU Fighting Tigers

31-5 • Most Wins in LSU History

SEC Champions • NCAA Final Four

Coach Dale Brown

(Front Row) J. Brian Bergeron, Ethan Martin, Willie Sims, Johnny Jones, Matt England, Mark Alcorn, Brian Kistler. (Back Row) Manager Stan Harris, Assistant Coach Jordy Hultberg, Assistant Coach Rick Huckabay, Howard Carter, Joe Costello, Tyrone Black, Andy Campbell, Greg Cook, Leonard Mitchell, Durand Macklin, John Tudor, Head Coach Dale Brown, Assistant Coach Ron Abernathy, Trainer Dr. Martin J. Broussard



1984-85 LSU Fighting Tigers

19-10 • SEC Champions

Coach Dale Brown

(Front Row) Don Redden, Oliver Brown, Ocie Conley, Derrick Taylor, Dennis Brown, Anthony Wilson, Neboisha Bukumirovich. (Back Row) Ricky Blanton, Jose Vargas, Damon Vance, Zoran Jovanovich, Jerry Reynolds, Nikita Wilson, John Williams.



1999-00 LSU Fighting Tigers

28-6 • SEC Champions • NCAA Sweet Sixteen

Coach John Brady

(Front Row) Assoc. Coach Kermit Davis, Brandon Landry, Brian Green, Torris Bright, Head Coach John Brady, Jack Warner, Jeremy Comeaux, Jermaine Williams, Asst. Coach Butch Pierre; (Second Row) Admin. Asst. Scott Osborne, Trainer Drew Shea, Ronald Dupree, Brian Beshara, Brad Bridgewater, Jabari Smith, Stromile Swift, Collis Temple III, Lamont Roland, Asst. Coach Donnie Tyndall, Strength Coach Nick Buchholz.



1985-86 LSU Fighting Tigers

26-12 • NCAA Final Four

Coach Dale Brown

(Front Row) Edwin Wilson, Ocie Conley, Derrick Taylor, Don Redden, Anthony Wilson, Neboisha Bukumirovich. (Back Row) Oliver Brown, Ricky Blanton, Jose Vargas, Zoran Jovanovich, John Williams, Bernard Woodside.



2004-05 LSU Fighting Tigers

20-10 • SEC Western Division Champions

Coach John Brady

Front Row: Associate Head Coach Butch Pierre, David Fleshman, Josh Maravich, Darrel Mitchell, Antonio Hudson, Head Coach John Brady, Xavier Whipple, Garrett Temple, Tack Minor, Darnell Lazare, Assistant Coach Nikita Johnson. Back Row: Manager Brad Barrios, Athletic Trainer Drew Shea, Academic Advisor Rachel Lassiter, Assistant Coach John Treloar, Brandon Bass, Tyrus Thomas, Glen Davis, Paul Wolfert, Ross Neltner, Regis Koundjia, Strength Coach Scott Gadeken, Administrative Assistant Scott Soprych, Manager Raymond Griffin.



1990-91 LSU Fighting Tigers

20-10 • SEC Champions

Coach Dale Brown

(Front Row) Trainer Steven Saccaro, Manager Tom Cherry, Mike Hansen, Danny Moscovitz, Vernel Singleton, Shawn Griggs, John Picou, T.J. Pugh, Manager Greg Polk, Trainer Tim Ezell. (Back Row) Administrative Assistant Jim Childers, Supervisor of Athletic Training Dr. Marty Broussard, Assistant Coach Johnny Jones, Lenear Burns, Harold Boudreaux, Geert Hammink, Shaquille O'Neal, Richard Krajewski, Wayne Sims, Assistant Coach Craig Carse, Head Coach Dale Brown.



2005-06 LSU Fighting Tigers

27-9 • SEC Champions • NCAA Final Four

Coach John Brady

Front Row (L-R): Academic Advisor Tommy Powell, Glen Davis, Dameon Mason, Tasmin Mitchell, David Fleshman, Tack Minor, Head Coach John Brady, Darrel Mitchell, Ben Voogd, Alex Farrer, Garrett Temple, Darnell Lazare, Manager Jason Reed. Back Row (L-R): Trainer Shawn Eddy, Strength and Conditioning Coach Jeff Dillman, Assistant Coach John Treloar, Associate Head Coach Butch Pierre, Tyrus Thomas, Magnum Rolle, Chris Johnson, Kentrell Gransberry, Assistant Coach Nikita Johnson, Administrative Assistant Scott Soprych, Manager Chris Heine, Manager Louis Ruffino.

INTRO

100 YEARS

THIS IS LSU

TIGERS

COACHES

REVIEW

PREVIEW

RECORDS

HISTORY

LSU

MEDIA

19 NCAA Tournament Appearances

1952-53; 1953-54; 1978-79; 1979-80; 1980-81; 1983-84; 1984-85; 1985-86; 1986-87; 1987-88; 1988-89; 1989-90; 1990-91; 1991-92; 1992-93; 1999-00; 2002-03; 2004-05; 2005-06

5 NIT Appearances

1969-70; 1981-82; 1982-83; 2001-02; 2003-04

1953 NCAA Tournament

Coach Harry Rabenhorst
LSU #7

East Regional - Raleigh, N. C.

March 13 - LSU 89, Lebanon Valley 76 (Regional Semifinals)

March 14 - LSU 81, Holy Cross 73 (Regional Finals)

Final Four - Kansas City, Mo.

March 17 - #1 Indiana 80, LSU 67 (National Semifinals)

March 18 - #4 Washington 88, LSU 69 (National 3rd Place Game)

1954 NCAA Tournament

Coach Harry Rabenhorst
LSU #8

East Regional - Iowa City, Iowa

March 12 - Penn State 78, LSU 70 (Regional Semifinals)

March 13 - #2 Indiana 73, LSU 62 (Regional Third Place Game)

1970 National Invitation Tournament

Coach Press Maravich
LSU NR

Madison Square Garden - New York, New York

March 15 - LSU 83, Georgetown 82 (First Round)

March 17 - LSU 97, Oklahoma 94 (Quarterfinals)

March 19 - #8 Marquette 101, LSU 79 (Semifinals)

March 21 - Army 75, LSU 68 (Third Place Game)

1979 NCAA Tournament

Coach Dale Brown
LSU #9/#7

Midwest Regional - Bloomington, Ind.

March 10 - LSU 71, Appalachian State 57 (Second Round)

Midwest Regional - Indianapolis, Ind.

March 16 - #3 Michigan State 87, LSU 71 (Regional Semifinals)

1980 NCAA Tournament

Coach Dale Brown
LSU #3

Midwest Regional - Denton, Texas

March 9 - LSU 98, Alcorn State 88 (Second Round)

Midwest Regional - Houston, Texas

March 14 - LSU 68, #16 Missouri 63 (Regional Semifinals)

March 16 - Louisville 86, #3 LSU 66 (Regional Finals)

1981 NCAA Tournament

Coach Dale Brown
LSU #4

Midwest Regional - Austin, Texas

March 14 - LSU 100, Lamar 78 (Second Round)

Midwest Regional - New Orleans, La.

March 20 - LSU 72, #20 Arkansas 56 (Regional Semifinals)

March 22 - LSU 96, Wichita State 85 (Regional Finals)

NCAA Final Four - Philadelphia, Pa.

March 28 - #9 Indiana 67, LSU 49 (National Semifinals)

March 30 - #5 Virginia 78, LSU 74 (National Third Place Game)

1982 National Invitation Tournament

Coach Dale Brown
LSU NR

First Round - Baton Rouge, La.

March 12 - Tulane 83, LSU 72

1983 National Invitation Tournament

Coach Dale Brown
LSU NR

First Round - Baton Rouge, La.

March 16 - New Orleans 99, LSU 94 (ot)

1984 NCAA Tournament

Coach Dale Brown
LSU NR

West Regional - Salt Lake City, Utah

March 15 - Dayton 74, LSU 66 (First Round)

1985 NCAA Tournament

Coach Dale Brown
LSU #20

Southeast Regional - Dayton, Ohio

March 15 - Navy 78, LSU 55 (First Round)

1986 NCAA Tournament

Coach Dale Brown
LSU NR

Southeast Regional - Baton Rouge, La.

March 13 - LSU 94, Purdue 87 (2 ot) (First Round)

March 15 - LSU 83, #12 Memphis State 81 (Second Round)

Southeast Regional - Atlanta, Ga.

March 20 - LSU 70, #6 Georgia Tech 64 (Regional Semifinals)

March 22 - LSU 59, #3 Kentucky 57 (Regional Finals)

NCAA Final Four - Dallas, Texas

March 29 - #7 Louisville 88, LSU 77 (National Semifinals)

1987 NCAA Tournament

Coach Dale Brown
LSU NR

Midwest Regional - Chicago, Ill.

March 13 - LSU 85, Georgia Tech 79 (First Round)

March 15 - LSU 72, #8 Temple 62 (Second Round)

Midwest Regional - Cincinnati, Ohio

March 20 - LSU 63, #5 DePaul 58 (Regional Semifinals)

March 22 - #3 Indiana 77, LSU 76 (Regional Finals)

1988 NCAA Tournament

Coach Dale Brown
LSU NR

East Regional - Hartford, Conn.

March 18 - Georgetown 66, LSU 63 (First Round)

1989 NCAA Tournament

Coach Dale Brown
LSU NR

West Regional - Tucson, Ariz.

March 17 - Texas-El Paso 85, LSU 74 (First Round)

1990 NCAA Tournament

Coach Dale Brown
LSU #19

Southeast Regional - Knoxville, Tenn.

March 15 - LSU 70, Villanova 63 (First Round)

March 17 - Georgia Tech 94, LSU 91 (Second Round)

1991 NCAA Tournament

Coach Dale Brown
LSU #22

Midwest Regional - Minneapolis, Minn.

March 14 - Connecticut 79, LSU 62 (First Round)

1992 NCAA Tournament

Coach Dale Brown
LSU #25

West Regional - Boise, Idaho

March 19 - LSU 94, Brigham Young 83 (First Round)

March 21 - #5 Indiana 89, LSU 79 (Second Round)

1993 NCAA Tournament

Coach Dale Brown
LSU NR

Midwest Regional - Chicago, Ill.

March 18 - California 66, LSU 64 (First Round)

2000 NCAA Tournament

Coach John Brady
LSU #10

West Regional - Salt Lake City

March 16 - LSU 64, SE Missouri St. 61

March 18 - LSU 72, #15 Texas 67

West Regional - Albuquerque, N.M.

March 23 - Wisconsin 61, LSU 48

2002 National Invitation Tournament

Coach John Brady
LSU NR

First Round - Iowa City, Iowa

March 13 - LSU 63, Iowa 61

Second Round - Baton Rouge, La.

March 19 - Ball St. 75, LSU 65

2003 NCAA Tournament

Coach John Brady
LSU NR

First Round - Birmingham, Ala.

March 21 - Purdue 80, LSU 56

2004 National Invitation Tournament

Coach John Brady
LSU NR

First Round -- Norman, Okla.

March 17 -- Oklahoma 70, LSU 61

2005 NCAA Tournament

Coach John Brady
LSU NR

First Round -- Boise, Idaho

March 17 -- UAB 82, LSU 68

2006 NCAA Tournament

Coach John Brady
LSU #19

First and Second Round -- Jacksonville, Fla.

March 16 -- LSU 80, Iona 64

March 18 -- LSU 58, Texas A&M 57

Regional Round -- Atlanta, Ga.

March 23 -- LSU 62, #1 Duke 54

March 25 -- LSU 70, #9 Texas 60 (ot)

NCAA Final Four -- Indianapolis, Ind.

April 1 -- #17 UCLA 59, LSU 45



LSU NCAA Final Four Teams

1953 – 22-3, SEC Championship

Coach Harry Rabenhorst
 Assistant Coach Don Chaney
 Manager Fred Poerschke
 Don Belcher
 P. Brayman
 Kenny Bridges

Ned Clark
 Bob Freshley
 Leslie Jones
 Bill Lee
 Don Loughmiller
 Norman Magee

Darrell McArdle
 James McNeilly
 Bob Pettit
 Charley Roberts
 Darrell Schultz

1981 NCAA Final Four Tigers

31-5 SEC Champions

Coach Dale Brown
 Associate Coach Ron Abernathy
 Assistant Coach Rick Huckabay
 Assistant Coach Jordy Hultberg
 Trainer Dr. Martin Broussard
 Manager Stan Harris
 Mark Alcorn

J. Brian Bergeron
 Tyrone Black
 Howard Carter
 Andy Campbell
 Greg Cook
 Joe Costello
 Matt England

Johnny Jones
 Brian Kistler
 Durand Macklin
 Ethan Martin
 Leonard Mitchell
 Willie Sims
 John Tudor

1986 NCAA Final Four Tigers

26-12

Coach Dale Brown
 Associate Coach Ron Abernathy
 Assistant Coach Bo Bahnsen
 Assistant Coach Johnny Jones
 Ricky Blanton
 Oliver Brown

Neboisha Bukumirovich
 Ocie Conley
 Zoran Jovanovich
 Don Redden
 Derrick Taylor
 Jose Vargas

John Williams
 Anthony Wilson
 Edwin Wilson
 Bernard Woodside

2000 NCAA Final Four Tigers

27-9 SEC Champions

Coach John Brady
 Associate Head Coach Butch Pierre
 Assistant Coach Nikita Johnson
 Assistant Coach John Treloar
 Administrative Assistant Scott Soprych
 Trainer Shawn Eddy
 Strength Coach Jeff Dillman
 Manager Chris Heine

Manager Jason Reed
 Manager Louis Ruffino
 Glen Davis
 Alex Farrer
 David Fleshman
 Chris Johnson
 Darnell Lazare
 Dameon Mason

Tack Minor
 Darrel Mitchell
 Tasmin Mitchell
 Magnum Rolle
 Garrett Temple
 Tyrus Thomas
 Ben Voogd

LSU Players Who Have Participated in Three or More NCAA Tournaments

Four

Ricky Blanton	1985-86-88-89
Oliver Brown	1984-85-86-87
Neboisha Bukumirovich	1985-86-87-88
Geert Hammink	1989-91-92-93
Vernel Singleton	1989-90-91-92
Jose Vargas	1985-86-87-88
Anthony Wilson	1984-85-86-87
Bernard Woodside	1985-86-87-88

Three

Harold Boudreaux	1990-91-92
Brian Bergeron	1979-80-81
Andy Campbell	1979-80-81
Greg Cook	1979-80-81
Mike Hansen	1991-92-93
Rich Krajewski	1989-90-91
Ethan Martin	1979-80-81
Darrel Mitchell	2003-05-06
Shaquille O'Neal	1990-91-92
Wayne Sims	1989-90-91
Willie Sims	1979-80-81
Derrick Taylor	1984-85-86
Maurice Williamson	1990-92-93
Nikita Wilson	1984-85-87

- INTRO
- 100 YEARS
- THIS IS LSU
- TIGERS
- COACHES
- REVIEW
- PREVIEW
- RECORDS
- HISTORY**
- LSU
- MEDIA



The Tigers practice at the RCA Dome prior to the 2006 NCAA Final Four.



John Brady and Glen Davis interviewed by CBS at the 2006 NCAA Tournament.

Most Consecutive NCAA Tournament Appearances

SCHOOL	NUMBER	YEARS
North Carolina	27	1975-01
Arizona	23	1985-present
Indiana	18	1986-2003
Kansas	18	1990-present
Kentucky	16	1992-present
Cincinnati	14	1992-2005
UCLA	14	1989-2003
Georgetown	14	1979-92
UCLA	13	1967-79
Temple	12	1990-01
Stanford	11	1995-2005
Maryland	11	1994-2004
Duke	11	1984-94
LSU	10	1984-93
Marquette	10	1971-80
Syracuse	10	1983-92

SEC Final Four Appearances

	APPEARANCES	COACHES
Kentucky	13	Adolph Rupp (6), Joe Hall (3), Rick Pitino (3), Tubby Smith (1)
LSU	4	Dale Brown (2), Harry Rabenhorst (1), John Brady (1)
Florida	4	Lon Kruger (1), Billy Donovan (3)
Arkansas	2	Nolan Richardson (2)
Georgia	1	Hugh Durham (1)
Miss. State	1	Richard Williams (1)

SEC in NCAA

	Sweet 16	Elite 8	FF	NCAA Titles
Alabama	7	1	0	0
Arkansas	14	8	6	1
Auburn	4	1	0	0
Florida	5	4	4	2
Georgia	2	1	1	0
Kentucky	40	30	13	7
LSU	9	6	4	0
Ole Miss	1	0	0	0
Miss. State	3	1	1	0
South Carolina	3	0	0	0
Tennessee	5	0	0	0
Vanderbilt	6	1	0	0

SEC Postseason Tournament Appearances

NCAA Tournament

SCHOOL	APP.	W - L	PCT.
Kentucky	49	98-44	.690
Arkansas	29	40-29	.580
LSU	19	23-22	.511
Alabama	18	18-18	.500
Tennessee	16	13-17	.433
Florida	12	26-10	.722
Vanderbilt	10	9-11	.450
Auburn	8	12-8	.600
Miss. State	9	11-9	.550
South Carolina	8	4-9	.308
Georgia	8	5-8	.385
Ole Miss	6	3-6	.333

National Invitation Tournament

SCHOOL	APP.	W - L	PCT.
Vanderbilt	11	18-10	.642
Tennessee	11	12-11	.522
Georgia	11	11-11	.500
South Carolina	10	21-8	.724
Alabama	10	17-13	.567
Ole Miss	8	10-8	.556
Florida	8	9-10	.474
Kentucky	7	11-5	.688
Miss. State	6	6-6	.500
LSU	5	3-6	.333
Auburn	5	2-5	.286
Arkansas	2	4-3	.571

1953 -- AP

1. Indiana
2. Seton Hall
3. Kansas
4. Washington
5. **LSU**

1953 -- UPI

1. Indiana
2. Seton Hall
3. Washington
4. LaSalle
5. Kansas
6. **LSU**

1954 -- AP

1. Kentucky
2. LaSalle
3. Holy Cross
4. Indiana
5. Duquesne
14. **LSU**

All-America

- BOB PETTIT (LSU)**
 Frank Selvy (Furman)
 John Schlundt (Indiana)
 Tom Gola (LaSalle)
 Cliff Hagan (Kentucky)

1954 -- UPI

1. Indiana
2. Kentucky
3. Duquesne
4. Oklahoma State
5. Notre Dame
8. **LSU**

1979 -- AP

1. Indiana State
2. UCLA
3. Michigan State
4. Notre Dame
5. Arkansas
7. **LSU**

1979 -- UPI

1. Indiana State
2. UCLA
3. North Carolina
4. Michigan State
5. Notre Dame
9. **LSU**

1980 -- AP

1. DePaul
2. Louisville
3. **LSU**
4. Kentucky
5. Oregon State

1980 -- UPI

1. DePaul
2. **LSU**
3. Kentucky
4. Louisville
5. Oregon State

1981 -- AP

1. DePaul
2. Oregon State
3. Arizona State
4. **LSU**
5. Virginia

1981 -- UPI

1. DePaul
2. Oregon State
3. Virginia
4. **LSU**
5. Arizona State

1985 -- AP

1. Georgetown
2. Michigan
3. St. John's
4. Memphis State
5. Oklahoma
20. **LSU**

1985 -- UPI

1. Georgetown
2. Michigan
3. St. John's (N.Y.)
4. Memphis
5. Oklahoma
19. **LSU**

1989 -- AP

- All-America**
CHRIS JACKSON (LSU)
 Sean Elliot (Arizona)*
 Stacey King (Oklahoma)
 Danny Ferry (Duke)
 Sherman Douglas (Syr.)

1990 -- AP

1. Oklahoma
2. Nevada-Las Vegas
3. Connecticut
4. Michigan State
5. Kansas
19. **LSU**

All-America

- CHRIS JACKSON (LSU)**
 Lionel Simmons (LaSalle)*
 Gary Payton (Oregon St.)
 Derrick Coleman (Syr.)
 Larry Johnson (UNLV)

1991 -- AP

1. UNLV
2. Arkansas
3. Indiana
4. N. Carolina
5. Ohio State
22. **LSU**

All-America

- SHAQUILLE O'NEAL (LSU)***
 Larry Johnson (UNLV)
 Stacey Augmon (UNLV)
 Billy Owens (Syracuse)
 Kenny Anderson (Ga. Tech)

1991 -- UPI

1. UNLV
2. Arkansas
3. Indiana
4. N. Carolina
5. Ohio State
21. **LSU**

1992 -- AP

1. Duke
2. Kansas
3. Ohio State
4. UCLA
5. Indiana
25. **LSU**

All-America

- SHAQUILLE O'NEAL (LSU)**
 Christian Laettner (Duke)*
 Jim Jackson (Ohio St.)
 Harold Miner (USC)
 Alonzo Mourning (Georgetown)

2000 -- AP

1. Duke
2. Michigan St.
3. Stanford
4. Arizona
5. Temple
10. **LSU**

2000 - USA Today

1. Michigan State
2. Florida
3. Iowa State
4. Duke
5. Stanford
5. Oklahoma State
- T12. **LSU**

2006-AP

1. Duke
2. Connecticut
3. Villanova
4. Memphis
5. Gonzaga
19. **LSU**

2006 - USA Today

1. Florida
2. UCLA
3. **LSU**
4. Connecticut
5. Villanova

AP Ratings
 Regular Season Only
 USA Today
 Final rankings after tournament.

Player of Year Indicated*
 Writers Poll began in 1949



LSU became one of the few schools to have its men's and women's teams make the NCAA Final Four in the same year.

LSU in the Associated Press Poll

YEAR	PS	1	2	3	4	5	6	7	8	9	10	11	12	13	14	15	16	17	18	19	DATES
1952-53		10	8	17	11	14	14	11	10	8	6	6	5	7	5						Dec. 16-March 24
1953-54		10	5	14	18	16	12	14	17	17	13	12	7	8	14						Dec. 8-March 23
1969-70			15																		Dec. 9-March 10
1978-79	14	11	12	11	10	7	7	5	9	9	9	8	6	5	8	9	7				Nov. 28-March 13
1979-80	7	6	6	7	5	4	6	14	11	10	7	6	5	5	3						Dec. 4-March 4
1980-81	12	15	11	10	10	10	9	6	5	4	4	4	4	2	3	4					Dec. 2-March 10
1981-82	17																				Dec. 1-March 9
1983-84	11	12	9	10	11	9	9	11	15	10	14	20	17								Nov. 29-March 13
1984-85	14	16	13	19	19	18	14									19	20				Nov. 27-March 12
1985-86	14	12	11	11	9	9	8	8	14	14	17										Nov. 26-March 11
1988-89													19		20						Nov. 22-March 14
1989-90	2	9	9	9	8	9	11	14	13	16	14	11	9	12	15	16	19				Nov. 27-March 13
1990-91	14	20	18	12	10	15	14	20	20	16	14	19	20	19	18	16	22				Nov. 27-March 12
1991-92	6	9	16	25								22	20			23	23	25			Nov. 25-March 16
1993-94						25															Nov. 22-March 14
1999-00									21	24			22	25	16	15	12	10	10		Nov. 16-March 14
2002-03								24	21		23										Nov. 19-March 18
2003-04															24						Nov. 25-March 16
2005-06				25										24		25	24	21	18	19	Nov. 15-March 14
2006-07	5	7	6	10	9	12	12	17	14	13	16	21									Nov. 14-March 13

Wins Against Teams Ranked Top Three in AP Poll

No.1

LSU 95, No. 1 Kentucky 94 (ot) -
Baton Rouge - Feb. 11, 1978

LSU 66, No. 1 Arizona 65 -
Baton Rouge - Dec. 21, 2002

No. 19 LSU 62, No. 1 Duke 54 -
Atlanta, Ga. - March 23, 2006

No.2

LSU 82, No. 2 Georgetown 80 -
New Orleans - Jan. 28, 1989

No. 18 LSU 92, No. 2 Arizona 82 -
Baton Rouge - Dec. 8, 1990

No.3

No. 6 LSU 81, No. 3 Kentucky 67 -
Baton Rouge - Jan. 19, 1981

LSU 59, No. 3 Kentucky 67 -
Baton Rouge - Jan. 19, 1981

LSU 66, No. 3 Florida 56 -
Baton Rouge - Feb. 24, 2006

LSU's Record as a Ranked Team in AP Poll

RK	W	L	PCT.
1			
2	2	2	.500
3	3	2	.600
4	13	4	.765
5	14	4	.778
6	13	2	.866
7	14	4	.778
8	10	6	.625
9	20	6	.769
10	20	6	.769
11	23	2	.920
12	16	3	.842
13	6	3	.667
14	25	7	.781
15	9	2	.818
16	10	6	.625
17	10	5	.667
18	7	3	.700
19	11	4	.733
20	7	3	.700
21	4	4	.500
22	2	3	.400
23	3	3	.500
24	4	4	.500
25	6	3	.667
TOTALS	252	91	.735

LSU's Record vs. Ranked Teams in AP Poll

RK	W	L	PCT.
1	3	11	.214
2	2	13	.133
3	3	11	.214
4	0	16	.000
5	4	17	.190
6	4	9	.444
7	5	11	.312
8	4	16	.200
9	4	12	.250
10	1	8	.111
11	1	9	.100
12	1	9	.100
13	1	9	.100
14	1	8	.111
15	1	7	.125
16	8	5	.615
17	0	9	.000
18	4	7	.364
19	4	4	.500
20	5	6	.454
21	0	5	.000
22	2	3	.400
23	0	3	.000
24	1	4	.200
25	0	4	.000
TOTALS	58	216	.212

Highlights of the AP Poll

Poll Debut - Dec. 16, 1952

Total Poll Appearances All-Time - 189
 Most Consecutive Polls - 49 (Preseason poll, 1978-79, to preseason poll, 1981-82)
 Total Appearances in AP Final Poll - 11
 Highest Ranking in AP Poll - 2 (Feb. 24, 1981, Preseason poll 1989-90)

LSU's record since 1948-49 against teams ranked in top 10 - 30-124 (19.4 percent)
 LSU's record since 1948-49 against teams ranked in AP's top 25 - 58-216 (21.2 percent)
 LSU versus top-ranked teams in the AP poll - 3-11 (21.4 percent)
 LSU when ranked in the AP poll since 1948-49 season has a record of 252-91 (73.4 percent).
 LSU's record when both teams are ranked is 30-36 (45.4 percent).
 LSU was last ranked in 2006-07, earning a ranking of 21 in the Jan. 22, 2007 poll, the 12th poll of the year.



LSU vs. Top 10 teams in the Associated Press poll since the poll started during the 1948-49 season:

1948-49

Jan. 14	LSU	#8 Tulane	L, 51-71	New Orleans, La.
Feb. 25	LSU	#6 Tulane	L, 45-72	Baton Rouge, La.
March 5	LSU	#7 Tulane	L, 63-72	Louisville, Ky.

1950-51

Jan. 31	LSU	#1 Kentucky	L, 59-81	Baton Rouge, La.
---------	-----	-------------	----------	------------------

1951-52

Jan. 5	LSU	#4 Kentucky	L, 47-57	Lexington, Ky.
March 1	LSU	#1 Kentucky	L, 43-44	Louisville, Ky.

1952-53

March 17	#7 LSU	#1 Indiana	L, 67-80	Kansas City, Mo.
March 18	#7 LSU	#4 Washington	L, 69-88	Kansas City, Mo.

1953-54

Dec. 12	#10 LSU	#5 Kansas	W, 68-63	Baton Rouge, La.
Dec. 28	#14 LSU	#7 Fordham	W, 65-49	New Orleans, La.
March 9	#8 LSU	#1 Kentucky	L, 56-63	Nashville, Tenn.
March 13	#8 LSU	#2 Indiana	L, 62-73	Iowa City, Tenn.

1954-55

Jan. 17	LSU	#1 Kentucky	L, 62-64	Baton Rouge, La.
---------	-----	-------------	----------	------------------

1955-56

Jan. 3	LSU	#5 N. Carolina	L, 69-95	Chapel Hill, N. C.
Jan. 14	LSU	#5 Kentucky	L, 65-107	Lexington, Ky.
Feb. 11	LSU	#4 Vanderbilt	L, 68-107	Nashville, Tenn.
Feb.	LSU	#7 Alabama	L, 59-77	Baton Rouge, La.

1956-57

Jan. 12	LSU	#3 Kentucky	L, 46-51	Baton Rouge, La.
---------	-----	-------------	----------	------------------

1957-58

Jan.	LSU	#9 Kentucky	L, 52-97	Lexington, Ky.
------	-----	-------------	----------	----------------

1958-59

Jan. 10	LSU	#1 Kentucky	L, 61-76	Baton Rouge, La.
Feb. 14	LSU	#4 Auburn	L, 67-115	Auburn, Ala.
Feb. 21	LSU	#5 Miss. State	L, 67-75	Baton Rouge, La.

1959-60

Feb. 8	LSU	#6 Georgia Tech	L, 56-76	Atlanta, Ga.
--------	-----	-----------------	----------	--------------

1960-61

Dec.	LSU	#8 Duke	L, 74-80	Durham, N.C.
Dec.	LSU	#5 N. Carolina	L, 61-77	Chapel Hill, N.C.
Dec.	LSU	#5 Louisville	L, 53-72	Baton Rouge, La.

1961-62

Jan. 12	LSU	#3 Kentucky	L, 63-84	Lexington, Ky.
Feb. 3	LSU	#10 Miss. State	L, 66-87	Starkville, Miss.
Feb. 24	LSU	#5 Miss. State	L, 48-58	Baton Rouge, La.

1962-63

Feb. 9	LSU	#6 Georgia Tech	W, 56-54	Baton Rouge, La.
Feb. 23	LSU	#8 Miss. State	L, 64-99	Baton Rouge, La.

1963-64

Dec. 26	LSU	#9 Oregon State	L, 57-87	Portland, Ore.
Jan. 10	LSU	#2 Kentucky	L, 84-103	Lexington, Ky.
Feb. 15	LSU	#8 Auburn	W, 86-66	Baton Rouge, La.

1964-65

Feb. 8	LSU	#9 Vanderbilt	L, 85-96	Baton Rouge, La.
March 8	LSU	#5 Vanderbilt	L, 60-106	Nashville, Tenn.

1965-66

Jan. 24	LSU	#2 Kentucky	L, 85-111	Lexington, Ky.
Jan. 29	LSU	#4 Vanderbilt	L, 66-98	Nashville, Tenn.
Feb. 26	LSU	#5 Vanderbilt	L, 84-102	Baton Rouge, La.



Tasmin Mitchell, Darrel Mitchell and Ben Voogd celebrate after beating #9 Texas to advance to the Final Four of the 2006 NCAA Tournament.

1966-67

Jan. 30	LSU	#9 Vanderbilt	L, 77-79	Nashville, Tenn.
March 4	LSU	#8 Tennessee	L, 60-87	Knoxville, Tenn.

1967-68

Jan. 27	LSU	#9 Kentucky	L, 95-121	Baton Rouge, La.
Jan. 29	LSU	#7 Vanderbilt	L, 91-99	Baton Rouge, La.
Feb. 3	LSU	#10 Kentucky	L, 96-109	Lexington, Ky.
Feb 5	LSU	#6 Tennessee	L, 67-87	Baton Rouge, La.

1968-69

Jan. 25	LSU	#5 Kentucky	L, 96-108	Baton Rouge, La.
Feb. 22	LSU	#6 Kentucky	L, 89-103	Lexington, Ky.

1969-70

Dec. 23	LSU	#2 UCLA	L, 84-133	Los Angeles, Calif.
Jan. 24	LSU	#2 Kentucky	L, 96-109	Lexington, Ky.
Feb. 21	LSU	#2 Kentucky	L, 105-121	Baton Rouge, La.
March 19	LSU	#8 Marquette	L, 79-101	New York, N. Y.

1970-71

Jan. 2	LSU	#4 S. California	L, 76-80	Los Angeles, Calif.
Jan. 25	LSU	#8 Tennessee	W, 80-70	Baton Rouge, La.

1972-73

Feb. 10	LSU	#6 Alabama	W, 72-70	Baton Rouge, La.
---------	-----	------------	----------	------------------

1973-74

Jan. 12	LSU	#6 Vanderbilt	W, 84-81	Baton Rouge, La.
Jan. 19	LSU	#10 Alabama	L, 79-80	Baton Rouge, La.
Feb. 11	LSU	#5 Vanderbilt	L, 88-91	Nashville, Tenn.
Feb. 18	LSU	#10 Alabama	L, 87-99	Tuscaloosa, Ala.

1974-75

Nov. 29	LSU	#10 S. California	L, 87-100	Los Angeles, Calif.
Jan. 4	LSU	#9 Kentucky	L, 80-115	Lexington, Ky.
Jan. 18	LSU	#7 Alabama	L, 67-93	Tuscaloosa, Ala.
Feb. 3	LSU	#5 Kentucky	L, 76-77	Baton Rouge, La.
Feb. 17	LSU	#7 Alabama	L, 76-80	Baton Rouge, La.

1975-76

Jan. 26	LSU	#10 Tennessee	L, 92-105	Baton Rouge, La.
Feb. 23	LSU	#9 Tennessee	L, 71-80	Knoxville, Tenn.

1976-77

Jan. 8	LSU	#4 Alabama	L, 77-80	Tuscaloosa, Ala.
Jan. 22	LSU	#6 Kentucky	L, 72-87	Lexington, Ky.
Feb. 5	LSU	#8 Alabama	L, 70-77	Baton Rouge, La.
Feb. 19	LSU	#2 Kentucky	L, 76-90	Baton Rouge, La.

INTRO

100 YEARS

THIS IS LSU

TIGERS

COACHES

REVIEW

PREVIEW

RECORDS

HISTORY

LSU

MEDIA

INTRO

100 YEARS

THIS IS LSU

TIGERS

COACHES

REVIEW

PREVIEW

RECORDS

HISTORY

LSU

MEDIA

1977-78

Dec. 29	LSU	#3 Arkansas	L, 62-67	Baton Rouge, La.
Jan. 14	LSU	#1 Kentucky	L, 76-96	Lexington, Ky.
Feb. 11	LSU	#1 Kentucky	W, 95-94	Baton Rouge, La.

1978-79

Jan. 6	#7 LSU	#9 Kentucky	W, 93-89	Lexington, Ky.
March 16	#7 LSU	#3 Michigan St.	L, 71-87	Indianapolis, Ind.

1979-80

Jan. 20	#14 LSU	#1 DePaul	L, 75-78	Chicago, Ill.
Jan. 28	#11 LSU	#5 Kentucky	W, 65-60	Lexington, Ky.
Feb. 24	#5 LSU	#3 Kentucky	L, 74-76	Baton Rouge, La.
March 1	#5 LSU	#2 Kentucky	W, 80-78	Birmingham, Ala.
March 16	#3 LSU	#2 Louisville	L, 66-86	Houston, Texas

1980-81

Jan. 19	#6 LSU	#3 Kentucky	W, 81-67	Baton Rouge, La.
Jan. 24	#5 LSU	#8 Tennessee	W, 80-63	Baton Rouge, La.
Feb. 21	#4 LSU	#8 Tennessee	W, 66-65	Baton Rouge, La.
March 1	#2 LSU	#9 Kentucky	L, 71-73	Lexington, Ky.
March 28	#4 LSU	#9 Indiana	L, 49-67	Philadelphia, Pa.
March 30	#4 LSU	#5 Virginia	L, 74-78	Philadelphia, Pa.

1981-82

Jan. 25	LSU	#9 Kentucky	L, 65-76	Lexington, Ky.
Feb. 10	LSU	#10 Alabama	W, 73-68	Baton Rouge, La.
Feb. 27	LSU	#7 Kentucky	W, 94-78	Baton Rouge, La.

1982-83

Dec. 20	LSU	#4 UCLA	L, 68-82	Los Angeles, Calif.
Jan. 5	LSU	#3 Kentucky	L, 50-52	Lexington, Ky.
March 5	LSU	#7 Kentucky	W, 74-60	Baton Rouge, La.

1983-84

Dec. 6	#9 LSU	#6 Houston	L, 91-100	Baton Rouge, La.
Jan. 7	#9 LSU	#2 Kentucky	L, 80-96	Baton Rouge, La.
Jan. 29	#10 LSU	#1 N. Carolina	L, 79-90	Chapel Hill, N.C.
March 5	LSU	#3 Kentucky	L, 68-90	Lexington, Ky.

1984-85

Feb. 16	LSU	#8 Syracuse	L, 64-76	Syracuse, N. Y.
---------	-----	-------------	----------	-----------------

1985-86

March 1	LSU	#8 Kentucky	L, 52-54	Baton Rouge, La.
March 1	LSU	#5 Kentucky	L, 57-68	Lexington, Ky.
March 7	LSU	#4 Kentucky	L, 58-61	Lexington, Ky.
March 20	LSU	#6 Georgia Tech	W, 70-64	Atlanta, Ga.
March 22	LSU	#3 Kentucky	W, 59-57	Atlanta, Ga.
March 29	LSU	#7 Louisville	L, 77-88	Dallas, Texas

1986-87

March 8	LSU	#9 Alabama	L, 62-69	Atlanta, Ga.
March 17	LSU	#8 Temple	W, 72-62	Chicago, Ill.
March 20	LSU	#5 DePaul	W, 63-58	Cincinnati, Ohio
March 22	LSU	#3 Indiana	L, 76-77	Cincinnati, Ohio

1987-88

Jan. 11	LSU	#8 Oklahoma	W, 84-77	New Orleans, La.
Jan. 23	LSU	#4 Kentucky	L, 61-76	Baton Rouge, La.
March 12	LSU	#6 Kentucky	L, 80-86	Baton Rouge, La.

1988-89

Dec. 22	LSU	#5 Illinois	L, 100-127	Baton Rouge, La.
Jan. 28	LSU	#2 Georgetown	W, 82-80	New Orleans, La.

1989-90

Jan. 28	#16 LSU	#5 UNLV	W, 107-105	Baton Rouge, La.
---------	---------	---------	------------	------------------

1990-91

Dec. 8	#18 LSU	#2 Arizona	W, 92-82	Baton Rouge, La.
Feb. 5	#19 LSU	#10 Kentucky	W, 107-88	Baton Rouge, La.
Feb. 10	#19 LSU	#6 Duke	L, 70-88	Durham, N. C.

1991-92

Dec. 7	#16 LSU	#3 Arizona	L, 67-87	Tucson, Ariz.
Jan. 14	LSU	#9 Alabama	W, 89-81	Tuscaloosa, Ala.
Feb. 8	#22 LSU	#1 Duke	L, 67-77	Baton Rouge, La.

March 3	#23 LSU	#7 Arkansas	L, 92-106	Fayetteville, Ark.
March 14	#23 LSU	#9 Kentucky	L, 74-80	Birmingham, Ala.
March 21	#25 LSU	#5 Indiana	L, 79-89	Boise, Idaho

1992-93

Dec. 22	LSU	#1 Duke	L, 67-96	Lahaina, Hawaii
Jan. 26	LSU	#4 Kentucky	L, 67-105	Lexington, Ky.
March 13	LSU	#5 Vanderbilt	W, 72-62	Lexington, Ky.
March 14	LSU	#4 Kentucky	L, 65-82	Lexington, Ky.

1993-94

Dec. 18	#25 LSU	#9 UCLA	L, 80-100	Los Angeles, Calif.
Jan. 11	LSU	#4 Arkansas	L, 83-84	Fayetteville, Ark.
Jan. 22	LSU	#4 North Carolina	L, 65-88	New Orleans, La.
March 2	LSU	#1 Arkansas	L, 105-108	Baton Rouge, La.

1994-95

Dec. 17	LSU	#2 UCLA	L, 72-92	Baton Rouge, La.
Jan. 31	LSU	#8 Arkansas	L, 81-105	Fayetteville, Ark.
Feb. 22	LSU	#8 Arkansas	L, 90-92	Baton Rouge, La.
March 4	LSU	#5 Kentucky	L, 80-127	Lexington, Ky.

1995-96

Jan. 16	LSU	#2 Kentucky	L, 97-129	Baton Rouge, La.
---------	-----	-------------	-----------	------------------

1996-97

Nov. 25	LSU	#2 Kansas	L, 53-82	Lahaina, Hawaii
Dec. 15	LSU	#5 Michigan	L, 59-70	Auburn Hills, Mich.
Feb. 12	LSU	#4 Kentucky	L, 48-84	Lexington, Ky.

1997-98

Feb. 4	LSU	#8 Kentucky	L, 61-63	Baton Rouge, La.
--------	-----	-------------	----------	------------------

1998-99

Jan. 30	LSU	#6 Kentucky	L, 62-86	Lexington, Ky.
Feb. 6	LSU	#6 Auburn	L, 54-80	Auburn, Ala.
Feb. 13	LSU	#10 Arizona	L, 71-78	Tucson, Ariz.

1999-00

Jan. 12	LSU	#10 Florida	L, 57-82	Gainesville, Fla.
Jan. 29	LSU	#5 Arizona	W, 86-60	Baton Rouge, La.
Feb. 9	LSU	#9 Auburn	W, 83-68	Baton Rouge, La.

2000-01

Dec. 20	LSU	#1 Arizona	L, 75-88	Tucson, Ariz.
---------	-----	------------	----------	---------------

2001-02

Jan. 16	LSU	#2 Florida	L, 70-102	Gainesville, Fla.
Feb. 2	LSU	#7 Alabama	L, 48-57	Baton Rouge, La.
Feb. 9	LSU	#7 Kentucky	L, 56-68	Baton Rouge, La.

2002-03

Dec. 21	LSU	#1 Arizona	W, 66-65	Baton Rouge, La.
Jan. 11	LSU	#7 Mississippi St.	W, 85-72	Baton Rouge, La.
Jan. 28	LSU	#4 Florida	L, 53-70	Baton Rouge, La.
Feb. 14	LSU	#3 Kentucky	L, 57-68	Lexington, Ky.
March 14	LSU	#7 Florida	W, 65-61	New Orleans, La.

2003-04

Feb. 26	LSU	#7 Miss. State	L, 58-84	Starkville, Miss.
Feb. 29	LSU	#9 Kentucky	L, 64-70	Baton Rouge, La.

2004-05

Jan. 22	LSU	#8 Kentucky	L, 58-89	Lexington, Ky.
March 12	LSU	#7 Kentucky	L, 78-79	Atlanta, Ga.

2005-06

Jan. 7	LSU	#2 Connecticut	L, 76-77	Hartford, Conn.
Feb. 11	LSU	#7 Florida	L, 62-71	Gainesville, Fla.
March 23	#19 LSU	#1 Duke	W, 62-54	Atlanta, Ga.
March 25	#19 LSU	#9 Texas	W, 70-60	Atlanta, Ga.

2006-07

Dec. 5	#9 LSU	#6 Texas A&M	W, 64-52	Baton Rouge, La.
Feb. 24	LSU	#3 Florida	W, 66-56	Baton Rouge, La.

SEC Basketball Champions

YEAR	LSU RANK & RECORD	CHAMPION	SEC REC	OVERALL
1932-33	4th	13-7 Kentucky	8-0	20-3
1933-34	3rd	13-3 Alabama	13-2	17-2
1934-35	1st	12-0 LSU	12-0	14-1
		Kentucky	11-0	19-2
1935-36	6th	9-6 Tennessee	8-4	15-6
1936-37	7th	7-6 Kentucky	5-3	17-5
1937-38	6th	7-6 Georgia Tech	9-2	18-2
1938-39	4th	10-5 Kentucky	5-2	16-4
1939-40	4th	8-4 Kentucky	4-4	15-6
1940-41	5th	7-5 Tennessee	8-3	17-5
1941-42	4th	8-3 Kentucky	6-2	19-6
1942-43	2nd	11-2 Tennessee	6-3	14-5
1943-44	3rd	0-4 Kentucky	0-0	19-2
1944-45	7th	3-3 Kentucky	4-1	22-4
1945-46	1st	8-0 Kentucky	6-0	28-2
1946-47	2nd	9-2 Kentucky	11-0	34-2
1947-48	11th	4-10 Kentucky	9-0	36-3
1948-49	5th	7-6 Kentucky	13-0	32-2
1949-50	9th	5-8 Kentucky	11-2	25-5
1950-51	5th	6-8 Kentucky	14-0	32-2
1951-52	2nd	9-5 Kentucky	11-2	25-5
1952-53	1st	13-0 LSU	13-0	22-3
1953-54	1st	14-0 LSU	14-0	21-5
		Kentucky	14-0	25-0
1954-55	11th	3-11 Kentucky	12-2	23-3
1955-56	9th	5-9 Alabama	14-0	21-3
1956-57	12th	1-13 Kentucky	12-2	23-5
1957-58	10th	3-11 Kentucky	12-2	23-6
1958-59	10th	2-12 Miss. State	13-1	24-1
1959-60	11th	3-11 Auburn	12-2	19-3
1960-61	6th	6-8 Miss. State	11-3	19-6
1961-62	5th	7-7 Miss. State	13-1	24-1
		Kentucky	13-1	23-3
1962-63	8th	5-9 Miss. State	12-2	22-6
1963-64	4th	8-6 Kentucky	11-3	21-6
1964-65	7th	7-9 Vanderbilt	15-1	24-4
1965-66	10th	2-14 Kentucky	15-1	24-4
1966-67	10th	1-17 Tennessee	15-3	21-7
1967-68	6th	8-10 Kentucky	15-3	22-5
1968-69	7th	7-11 Kentucky	16-2	23-5
1969-70	2nd	13-5 Kentucky	17-1	26-2
1970-71	3rd	10-8 Kentucky	16-2	22-6
1971-72	7th	6-12 Kentucky	14-4	21-7
		Tennessee	14-4	19-6
1972-73	5th	9-9 Kentucky	14-4	20-8
1973-74	8th	6-12 Vanderbilt	15-3	23-5
		Alabama	15-3	22-5
1974-75	7th	6-12 Kentucky	15-3	26-5
		Alabama	15-3	22-5
1975-76	9th	5-13 Alabama	15-3	23-5
1976-77	5th	8-10 Kentucky	16-2	26-4
1977-78	3rd	12-6 Kentucky	16-2	24-2
1978-79	1st	14-4 LSU	14-4	23-6
1979-80	2nd	14-4 Kentucky	15-3	29-6
1980-81	1st	17-1 LSU	17-1	31-5
1981-82	5th	11-7 Kentucky	13-5	22-8
		Tennessee	13-5	20-10
1982-83	2nd	10-8 Kentucky	13-5	23-8
1983-84	3rd	11-7 Kentucky	14-4	29-5
1984-85	1st	13-5 LSU	13-5	19-10
1985-86	5th	9-9 Kentucky	17-1	32-4
1986-87	6th	8-10 Alabama	16-2	28-5
1987-88	4th	10-8 Kentucky#	13-5	27-6
1988-89	4th	11-7 Florida	13-5	21-13
1989-90	2nd	12-6 Georgia	13-5	20-9
1990-91	1st	13-5 LSU	13-5	20-10
		Miss. St.	13-5	20-9

1991-92	2nd W, 2nd	12-4	Arkansas	13-3	26-8
1992-93	2nd W, 4th	9-7	Vanderbilt	14-2	28-6
1993-94	5th W, 9th	5-11	Arkansas	14-2	31-3
1994-95	5th W, 8th	6-10	Kentucky	14-2	28-5
1995-96	6th W, 12th	4-12	Kentucky	16-0	34-2
1996-97	6th W, 12th	3-13	S. Carolina	15-1	24-8
1997-98	6th W, 12th	2-14	Kentucky	14-2	35-4
1998-99	6th W, 11th	4-12	Auburn	14-2	29-4
1999-00	1st W, 1st	12-4	LSU	12-4	28-4
			Florida	12-4	29-8
			Kentucky	12-4	23-10
			Tennessee	12-4	28-7
2000-01	6th W, 12th	2-14	Kentucky	12-4	24-10
			Florida	12-4	24-7
2001-02	4th W, 8th	6-10	Alabama	12-4	27-8
2002-03	t2nd W, t6th	8-8	Kentucky	16-0	32-4
2003-04	t2nd W, t4th	8-8	Miss. State	14-2	26-4
2004-05	t1st W, t2nd	12-4	Kentucky	14-2	28-6
2005-06	1st W, 1st	14-2	LSU	14-2	27-9
2006-07	6th W, 11th	5-11	Florida	13-3	35-5
2007-08	4th W, 8th	6-10	Tennessee	14-2	31-5

Vacated by SEC

NOTE: In the early years of the SEC, members did not play a full conference schedule. Instead of determining a champion from regular season play, the SEC champion was determined by the conference tournament from 1933-50, except for 1935. Beginning with the 1950-51 season when the SEC adopted a 14-game round-robin schedule, the team completing the regular season conference schedule with the best winning percentage was recognized as champion. The conference schedule was increased to 16 games in 1964-65, and to 18-games for the 1966-67 season. With the addition of Arkansas and South Carolina for the 1991-92 season, the league split into two six-team divisions playing a schedule of 16 games. Both divisional and overall champions were crowned.

Southeastern Conference History

All-Time League Standings (Regular Season Games Only, 1933-08)

TEAM	YRS.	WON	LOST	PCT.
Kentucky	75	853	233	.785
Alabama	75	696	521	.572
Tennessee	75	634	492	.563
Arkansas	17	149	123	.548
Vanderbilt	76	601	551	.522
LSU	76	597	573	.510
Auburn	75	536	626	.461
Florida	75	517	586	.468
Mississippi St.	75	516	668	.436
Georgia	76	467	681	.407
South Carolina	17	106	166	.390
Ole Miss	75	424	739	.365

FORMER MEMBERS

Georgia Tech	32	201	207	.493
Tulane	34	195	252	.436
Sewanee	8	3	76	.038

SEC CHAMPIONSHIPS

Kentucky	43	Last: 2005
LSU	9	Last: 2006
Tennessee	9	Last: 2008
Alabama	7	Last: 2002
Mississippi St.	6	Last: 2004
Florida	4	Last: 2007
Vanderbilt	3	Last: 1993
Arkansas	2	Last: 1994
Auburn	2	Last: 1999
Georgia	1	Last: 1990
South Carolina	1	Last: 1997
Georgia Tech	1	Last: 1938

Year-by-Year Team Statistics

2007-08 -- Record 13-18, 6-10 in the SEC

	GM	MIN	FG-FGA	PCT.	3FG-FGA	PCT.	FT-FTA	PCT.	REB-AVG.	PF	A	TO	BLK	STL	PTS-AVG
LSU	31	6225	722-1800	.429	201-624	.322	386-521	.741	1108-35.7	520	362	428	196	186	2131-68.7
Opponents	31	6225	795-1884	.422	210-608	.345	345-515	.670	1164-37.5	509	391	415	112	208	2145-69.2

2006-07 -- Record 17-15, 5-11 in the SEC

	GM	MIN	FG-FGA	PCT.	3FG-FGA	PCT.	FT-FTA	PCT.	REB-AVG.	PF	A	TO	BLK	STL	PTS-AVG
LSU	32	6450	800-1774	.451	174-517	.324	403-572	.705	1205-37.7	493	445	452	155	218	2177-68.0
Opponents	32	6450	732-1810	.404	191-585	.326	352-505	.697	1026-32.1	506	322	399	95	217	2007-62.7

2005-06 -- Record 27-9, 14-2 in the SEC, SEC Champions, NCAA Final Four

	GM	MIN	FG-FGA	PCT.	3FG-FGA	PCT.	FT-FTA	PCT.	REB-AVG.	PF	A	TO	BLK	STL	PTS-AVG
LSU	36	7250	972-2092	.465	347-1000	.344	542-786	.690	1447-40.2	567	547	555	236	298	2633-73.1
Opponents	36	7250	852-2137	.399	233-677	.344	362-522	.693	1167-32.4	662	385	543	150	233	2299-63.9

2004-05 -- Record 20-10, 12-4 in the SEC, SEC Western Division Champions, NCAA Tournament

	GM	MIN	FG-FGA	PCT.	3FG-FGA	PCT.	FT-FTA	PCT.	REB-AVG.	PF	A	TO	BLK	STL	PTS-AVG
LSU	30	6125	776-1690	.459	205-571	.359	500-685	.730	1097-36.6	490	442	405	127	209	2257-75.2
Opponents	30	6125	776-1746	.444	225-593	.379	365-532	.686	963-32.1	572	353	376	81	189	2142-71.4

2003-04 -- Record 18-11, 8-8 in the SEC, NIT Tournament

	GM	MIN	FG-FGA	PCT.	3FG-FGA	PCT.	FT-FTA	PCT.	REB-AVG.	PF	A	TO	BLK	STL	PTS-AVG
LSU	29	5800	656-1487	.441	168-500	.336	444-678	.655	1065-36.7	460	346	426	122	176	1924-66.3
Opponents	29	5800	695-1675	.415	172-491	.350	289-446	.648	960-33.1	560	335	358	82	216	1851-63.8

2002-03 -- Record 21-11, 8-8 in the SEC, NCAA Tournament

	GM	MIN	FG-FGA	PCT.	3FG-FGA	PCT.	FT-FTA	PCT.	REB-AVG.	PF	A	TO	BLK	STL	PTS-AVG
LSU	32	6400	851-1767	.482	215-571	.377	409-633	.646	1124-35.1	525	515	446	132	255	2326-72.7
Opponents	32	6400	736-1792	.411	204-577	.354	354-524	.676	1048-32.8	592	359	501	78	238	2030-63.4

2001-02 -- Record 19-15, 6-10 in the SEC, NIT Second Round

	GM	MIN	FG-FGA	PCT.	3FG-FGA	PCT.	FT-FTA	PCT.	REB-AVG.	PF	A	TO	BLK	STL	PTS-AVG
LSU	34	6850	850-1860	.457	204-561	.364	420-626	.671	1217-35.8	572	467	517	79	280	2324-68.4
Opponents	34	6850	797-1913	.417	226-684	.330	356-575	.619	1130-33.2	595	402	511	93	263	2176-64.0

2000-01 -- Record 13-16, 2-14 in the SEC

	GM	MIN	FG-FGA	PCT.	3FG-FGA	PCT.	FT-FTA	PCT.	REB-AVG.	PF	A	TO	BLK	STL	PTS-AVG
LSU	29	5850	720-1624	.443	194-544	.357	435-629	.692	1020-35.2	507	438	454	65	257	2069-71.3
Opponents	29	5850	717-1643	.436	211-572	.369	334-498	.671	994-34.3	567	405	489	75	225	1979-68.2

1999-2000 -- Record 28-6, 12-4 in the SEC, SEC Champions, NCAA Sweet 16

	GM	MIN	FG-FGA	PCT.	3FG-FGA	PCT.	FT-FTA	PCT.	REB-AVG.	PF	A	TO	BLK	STL	PTS-AVG
LSU	34	6800	915-1880	.487	196-558	.351	552-858	.643	1373-40.4	549	503	593	180	313	2578-75.8
Opponents	34	6800	781-2046	.382	233-745	.313	337-531	.635	1100-32.4	743	402	461	60	265	2132-62.7

1998-99 -- Record 12-15, 4-12 in the SEC

	GM	MIN	FG-FGA	PCT.	3FG-FGA	PCT.	FT-FTA	PCT.	REB-AVG.	PF	A	TO	BLK	STL	PTS-AVG
LSU	27	5500	625-1461	.428	154-451	.341	389-605	.643	1071-39.7	497	372	534	102	189	1793-66.4
Opponents	27	5500	676-1675	.404	177-519	.341	332-493	.673	949-35.1	537	355	384	69	290	1861-68.9

1997-98 -- Record 9-18, 2-14 in the SEC

	GM	MIN	FG-FGA	PCT.	3FG-FGA	PCT.	FT-FTA	PCT.	REB-AVG.	PF	A	TO	BLK	STL	PTS-AVG
LSU	27	5400	579-1364	.425	140-425	.329	382-592	.645	972-36.0	469	314	487	47	166	1680-62.2
Opponents	27	5400	655-1546	.424	151-452	.334	304-464	.655	886-32.8	532	315	379	119	246	1765-65.4

1996-97 -- Record 10-20, 3-13 in the SEC

	GM	MIN	FG-FGA	PCT.	3FG-FGA	PCT.	FT-FTA	PCT.	REB-AVG.	PF	A	TO	BLK	STL	PTS-AVG
LSU	30	5550	730-1765	.414	107-375	.285	433-624	.694	1172-39.1	585	415	548	96	221	2000-66.7
Opponents	30	5550	721-1745	.413	221-605	.365	451-675	.667	1066-35.5	562	442	469	88	301	2114-70.5

1995-96 -- Record 12-17, 4-12 in the SEC

	GM	MIN	FG-FGA	PCT.	3FG-FGA	PCT.	FT-FTA	PCT.	REB-AVG.	PF	A	TO	BLK	STL	PTS-AVG
LSU	29	5800	809-1911	.423	194-614	.316	453-673	.673	1201-41.4	614	438	481	102	273	2265-78.1
Opponents	29	5800	786-1823	.431	221-646	.342	507-758	.669	1146-39.5	593	482	473	88	238	2300-79.3

1994-95 -- Record 12-15, 6-10 in the SEC

	GM	MIN	FG-FGA	PCT.	3FG-FGA	PCT.	FT-FTA	PCT.	REB-AVG.	PF	A	TO	BLK	STL	PTS-AVG
LSU	27	4645	791-1770	.447	185-541	.342	384-572	.671	1103-40.9	637	479	521	120	241	2151-79.7
Opponents	27	4645	718-1666	.431	226-629	.359	529-784	.675	1022-37.9	541	449	486	86	269	2191-81.2



Year-by-Year Team Statistics

1993-94 -- Record 11-16, 5-11 in the SEC

	GM	MIN	FG-FGA	PCT.	3FG-FGA	PCT.	FT-FTA	PCT.	REB-AVG	PF	A	TO	BLK	STL	PTS-AVG
LSU	27	5450	776-1808	.429	194-564	.326	425-651	.653	1035-38.3	576	371	434	68	271	2161-80.0
Opponents	27	5450	809-1655	.489	164-484	.339	413-671	.616	1982-40.1	543	491	515	119	172	2195-81.3

1992-93 -- Record 22-11, 9-7 in the SEC, NCAA Tournament Participant

	GM	MIN	FG-FGA	PCT.	3FG-FGA	PCT.	FT-FTA	PCT.	REB-AVG	PF	A	TO	BLK	STL	PTS-AVG
LSU	31	6225	944-2155	.438	193-525	.368	516-754	.684	1291-39.1	600	493	486	100	316	2597-78.7
Opponents	33	6625	919-1982	.464	192-595	.323	403-647	.623	1208-36.6	652	530	592	158	237	2433-73.7

1991-92 -- Records 21-10, 12-4 in the SEC, NCAA Tournament Participant

	GM	MIN	FG-FGA	PCT.	3FG-FGA	PCT.	FT-FTA	PCT.	REB-AVG	PF	A	TO	BLK	STL	PTS-AVG
LSU	31	6225	1000-2039	.490	187-510	.368	526-820	.642	1308-42.2	574	519	533	206	311	2713-87.5
Opponents	31	6225	869-2064	.421	181-557	.325	435-643	.677	1170-37.7	622	450	535	78	242	2354-75.9

1990-91 -- Record 20-10, 13-5 in the SEC, SEC Champions, NCAA Tournament Participant

	GM	MIN	FG-FGA	PCT.	3FG-FGA	PCT.	FT-FTA	PCT.	REB-AVG	PF	A	TO	BLK	STL	PTS-AVG
LSU	30	6000	1010-2040	.495	120-368	.326	573-840	.682	1316-43.9	572	566	538	198	316	2713-90.4
Opponents	30	6000	903-2129	.424	190-537	.354	427-621	.688	1161-38.7	634	479	537	76	260	2423-80.8

1989-90 -- Record 23-9, 12-6 in the SEC, NCAA Tournament Participant

	GM	MIN	FG-FGA	PCT.	3FG-FGA	PCT.	FT-FTA	PCT.	REB-AVG	PF	A	TO	BLK	STL	PTS-AVG
LSU	32	6475	1116-2194	.509	153-426	.359	536-804	.667	1457-45.5	661	526	514	225	255	2921-91.3
Opponents	32	6475	901-2222	.405	257-734	.350	561-800	.701	1223-38.2	676	461	471	83	274	2620-81.9

1988-89 -- Record 20-12, 11-7 in the SEC, NCAA Tournament Participant

	GM	MIN	FG-FGA	PCT.	3FG-FGA	PCT.	FT-FTA	PCT.	REB-AVG	PF	A	TO	BLK	STL	PTS-AVG
LSU	32	6450	1115-2303	.484	179-461	.388	557-723	.770	1236-38.6	654	525	436	103	267	2966-92.7
Opponents	32	6450	1096-2263	.484	163-452	.361	506-752	.674	1344-42.0	636	545	519	114	231	2861-89.4

1987-88 -- Record 16-14, 10-8 in the SEC, NCAA Tournament Participant

	GM	MIN	FG-FGA	PCT.	3FG-FGA	PCT.	FT-FTA	PCT.	REB-AVG	PF	A	TO	BLK	STL	PTS-AVG
LSU	30	6025	798-1732	.461	87-260	.335	430-612	.703	1080-36.0	587	468	440	53	219	2113-70.4
Opponents	30	6025	769-1713	.449	118-356	.331	416-602	.691	1039-34.6	557	400	437	77	173	2072-69.1

1986-87 -- Record 24-15, 8-10 in the SEC, NCAA Elite 8

	GM	MIN	FG-FGA	PCT.	3FG-FGA	PCT.	FT-FTA	PCT.	REB-AVG	PF	A	TO	BLK	STL	PTS-AVG
LSU	39	7900	1047-2261	.463	181-451	.401	510-782	.652	1401-35.9	747	527	602	118	352	2785-71.3
Opponents	39	7900	973-2240	.435	150-385	.390	569-776	.733	1417-36.3	780	418	638	112	256	2658-67.9

1985-86 -- Record 26-12, 9-9 in the SEC, NCAA Final Four

	GM	MIN	FG-FGA	PCT.	FT-FTA	PCT.	REB-AVG	PF	A	TO	BLK	STL	PTS-AVG	
LSU	38	7650	1170-2327	.503	537-716	.750	1298-34.2	657	577	549	75	306		2877-75.7
Opponents	38	7650	1113-2257	.493	453-645	.702	1220-32.1	710	560	609	118	241		2679-70.5

1984-85 -- Record 19-10, 13-5 in the SEC, NCAA Tournament Participant

	GM	MIN	FG-FGA	PCT.	FT-FTA	PCT.	REB-AVG	PF	A	TO	BLK	STL	PTS-AVG	
LSU	29	5810	875-1745	.501	379-531	.714	1020-35.2	571	468	444	65	224		2129-73.4
Opponents	29	5810	773-1636	.472	467-634	.737	918-31.3	545	361	447	62	189		2013-69.4

1983-84 -- Record 18-11, 11-7 in the SEC, NCAA Tournament Participant

	GM	MIN	FG-FGA	PCT.	FT-FTA	PCT.	REB-AVG	PF	A	TO	BLK	STL	PTS-AVG	
LSU	29	5866	826-1767	.467	508-744	.656	1084-37.4	575	406	465	62	275		2160-74.5
Opponents	29	5866	770-1636	.471	533-747	.714	1079-37.2	655	366	515	82	167		2073-71.5

1982-83 -- Record 19-13, 10-8 in the SEC, NIT Participant

	GM	MIN	FG-FGA	PCT.	FT-FTA	PCT.	REB-AVG	PF	A	TO	BLK	STL	PTS-AVG
LSU	32	6475	917-1882	.487	500-753	.664	1190-37.2	663	405	80	272		2334-72.9
Opponents	32	6475	858-1848	.464	439-655	.670	1078-33.7	669	400	80	175		2155-67.3

1981-82 -- Record 14-14, 11-7 in the SEC, NIT Participant

	GM	MIN	FG-FGA	PCT.	FT-FTA	PCT.	REB-AVG	PF	A	TO	BLK	STL	PTS-AVG	
LSU	28		762-1589	.480	377-570	.661	825-29.8	570	302			30	209	1901-67.9
Opponents	28		759-1485	.511	378-557	.679	994-35.5	576	389			81	125	1896-67.7

1980-81 -- Record 31-5, 17-1 in the SEC, SEC Champions, NCAA Final Four

	GM	MIN	FG-FGA	PCT.	FT-FTA	PCT.	REB-AVG	PF	A	TO	BLK	STL	PTS-AVG
LSU	36		1098-2144	.512	653-944	.692	1323-36.7	727	527				2851-79.2
Opponents	36		971-2060	.471	507-705	.719	1180-32.8	848	467				2449-68.0

INTRO

100 YEARS

THIS IS LSU

TIGERS

COACHES

REVIEW

PREVIEW

RECORDS

HISTORY

LSU

MEDIA



100 Point Games

INTRO

100 YEARS

THIS IS LSU

TIGERS

COACHES

REVIEW

PREVIEW

RECORDS

HISTORY

LSU

MEDIA

1942-43

LSU 101, Camp Livingston 50 (H)

1951-52

LSU 103, Miss. St. 78 (H)

1952-53

LSU 124, Southwestern (Tenn.) 33 (H)

LSU 100, Villanova 94 (Sugar Bowl-NO)

1953-54

LSU 128, Louisiana College 74 (H)

LSU 100, Georgia 53 (H)

1955-56

LSU 100, Ole Miss 76 (H)

1967-68

Fla. St. 130, LSU 100 (Milw. Cl.)

LSU III, Miss. St. 87 (H)

LSU 100, Tulane 91 (A)

LSU 104, Clemson 81 (H)

1968-69

LSU 109, Loyola (N.O.) 82 (A)

LSU 101, Oklahoma City 85 (A)

LSU 120, Pittsburgh 79 (H)

1969-70

LSU 100, Loyola (N.O.) 87 (H)

LSU 109, Vanderbilt 86 (H)

LSU III, Clemson 103 (A)

LSU 109, Ole Miss 86 (H)

LSU 109, Miss. St. 91 (H)

Alabama 106, LSU 104 (A)

LSU 127, Tulane 114 (H)

Kentucky 121, LSU 105 (H)

LSU 103, Ole Miss 90 (A)

1970-71

LSU 109, Loyola (N.O.) 103 (A)

LSU 106, Auburn 92 (A)

LSU 107, Alabama 78 (H)

LSU 114, Auburn 94 (H)

1971-72

LSU 103, Loyola (NO) 85 (H)

LSU 107, Southern Mississippi 79 (H)

1973-74

LSU 105, Iona 78 (H)

LSU 102, Boston Univ. 64 (H)

LSU 102, Florida 81 (H)

1974-75

LSU 105, Duke 95 (Carolina Classic)

LSU 113, St. Peter's 101 (H)

1975-76

LSU 109, CCONY 73 (La. Classic) (H)

LSU 100, Ole Miss 75 (H)

1976-77

LSU 100, Samford 89 (H)

LSU 101, Montana State 80 (H)

Tennessee 108, LSU 102 (H)

1977-78

LSU 120, Tulane 88 (H)

LSU 121, Tennessee 87 (H)

LSU 101, Tennessee 86 (A)

LSU 101, Auburn 85 (OT) (A)

LSU 103, Alabama 85 (H)

1978-79

LSU 112, St. Francis 81 (H)

LSU 109, Tulane 85 (H)

LSU 100, Colgate 73 (H)

1979-80

LSU 112, Florida 81 (H)

LSU 104, New Orleans 78 (H)

LSU 103, Maine 81 (H)

1980-81

LSU 119, Tulane 81 (H)

LSU 100, UNC-Wilmington 68 (H)

LSU 100, Lamar 78 (NCAA) (A)

1982-83

LSU 115, Cleveland State 77 (H)

1983-84

LSU 104, U. S. International 66 (H)

1984-85

LSU 102, Loyola (Chicago) 96 (H)

LSU 103, Utah State 71 (H)

1985-86

LSU 101, Hawaii-Pacific 89 (A)

1986-87

LSU 117, Illinois-Chicago 84 (N)

1988-89

Louisiana Tech III, LSU 109 (OT) (H)

LSU III, Florida 101 (A)

LSU 128, Tennessee-Martin 89 (H)

Illinois 127, LSU 100 (H)

LSU 101, Morehead State 88 (N)

LSU 104, Auburn 77 (H)

LSU 105, Ole Miss 75 (H)

LSU 104, Auburn 91 (A)

LSU 122, Tennessee 106 (H)

Ole Miss 113, LSU 112 (OT) (A)

1989-90

LSU 116, Lamar 76 (H)

LSU 100, Hardin Simmons 66 (H)

LSU 124, Texas 113 (N-Houston)

LSU III, Tennessee 94 (H)

LSU 101, Vanderbilt 72 (H)

LSU 107, Nevada-Las Vegas 105 (H)

LSU 148, Loyola Marymount 141 (OT) (H)

LSU 119, Tennessee 113 (A)

LSU 121, Vanderbilt 108 (A)

LSU 103, Ole Miss 94 (H)

1990-91

LSU 117, Southeastern La. 68 (H)

LSU 101, Texas 87 (H)

LSU 101, Chapman College 68 (H)

LSU 122, Loyola Marymount 114 (H)

LSU 118, Nicholls State 76 (H)

LSU 107, Kentucky 88 (H)

LSU 119, Tennessee 87 (H)

1991-92

LSU 101, Southeastern La. 64 (H)

LSU 159, Northern Arizona 86 (H)

LSU 123, Nicholls State 61 (H)

LSU 115, McNeese State 67 (H)

LSU 100, Ole Miss 69 (H)

1993-94

LSU 100, Winthrop 71 (H)

Arkansas 108, LSU 105 (OT) (H)

1994-95

LSU 106, Southeastern La. 80 (H)

LSU 127, George Mason 104 (H)

LSU 113, Troy State 78 (H)

LSU 105, Georgia State 70 (H)

1995-96

LSU 109, Southern 100 (H)

LSU 104, La. College 65 (H)

1999-00

LSU 112, Grambling St. 37 (H)

LSU 103, Wyoming 86 (N)

2002-03

LSU 112, Centenary 65 (H)

2004-05

LSU 113, Ohio State 101 (20T) (H)

2005-06

LSU 104, Nicholls State 57 (H)

More 100 Point Facts

- LSU record when LSU scores 100 or more points: 96-8 (.923)
- LSU has won 34 of the last 35 games when scoring 100 or more points, including the last 11.
- LSU record when opponents score 100 points or more: 13-76 (.146)
- LSU record when both teams score 100 points in the same game: 15-9 (.625)

DATE	SCORE	SITE
1940-41	Alabama 36, LSU 32	Tuscaloosa, Ala
1941-42	Alabama 45, LSU 31	Louisville, Ky.
1949-50	Tennessee 81, LSU 79	Knoxville, Tenn.
1954-55	Georgia 76, LSU 70	Athens, Ga.
	Georgia Tech 79, LSU 72	Baton Rouge
1956-57	Loyola (N.O.) 77, LSU 73	Baton Rouge
	Tulane 66, LSU 64	Baton Rouge
1959-60	Loyola (N.O.) 66, LSU 65	Baton Rouge
1960-61	Duke 80, LSU 74	Durham, N.C.
	LSU 73, Texas Tech 69	Lubbock, Texas
	Furman 56, LSU 55 (3ot)	Greenville, S.C.
1961-62	Arkansas 84, LSU 81	Shreveport
1962-63	Georgia 76, LSU 67	Athens, Ga.
	LSU 61, Tennessee 60	Baton Rouge
1966-67	Loyola (N.O.) 87, LSU 86 (2ot)	New Orleans
	Alabama 76, LSU 74	Tuscaloosa, Ala.
1967-68	LSU 93, Florida 92	Baton Rouge
1968-69	Tulane 101, LSU 99 (2ot)	Baton Rouge
	LSU 93, Florida 89	Baton Rouge
	Ole Miss 84, LSU 81	Baton Rouge
	LSU 90, Georgia 80 (2ot)	Athens, Ga.
1970-71	USC 80, LSU 76	Los Angeles, Calif.
1971-72	Alabama 103, LSU 99 (4ot)	Tuscaloosa, Ala.
1973-74	Alabama 80, LSU 79	Baton Rouge
	Miss. State 87, LSU 84	Baton Rouge
1974-75	LSU 96, Georgia 90	Baton Rouge
1976-77	Alabama 77, LSU 70	Baton Rouge
1977-78	Miss. St. 84, LSU 82	Starkville, Miss.
	LSU 95, Kentucky 94	Baton Rouge
	LSU 101, Auburn 95	Auburn, Ala.
1978-79	LSU 70, Ole Miss 69	Oxford, Miss.
	LSU 88, Florida 82	Gainesville, Fla.
1979-80	Georgia 73, LSU 72 (2ot)	Athens, Ga.
	LSU 68, Alabama 66	Tuscaloosa, Ala.
	Kentucky 76, LSU 74	Baton Rouge
1981-82	UNLV 83, LSU 79	Las Vegas, Nev.
1982-83	Tennessee 74, LSU 71 (SEC Tour.)	Birmingham, Ala.
	New Orleans 99, LSU 94 (NIT)	Baton Rouge
1983-84	LSU 69, Georgia 68	Baton Rouge
	LSU 61, Tennessee 59	Baton Rouge
	Alabama 51, LSU 49	Tuscaloosa, Ala.
	Alabama 72, LSU 70	Nashville, Tenn.
1985-86	LSU 94, Purdue 87 (2ot-NCAA)	Baton Rouge
1986-87	Georgia 64, LSU 63	Baton Rouge
	LSU 82, Ole Miss 75	Baton Rouge
	LSU 89, Georgia 88 (2ot-SEC Tour.)	Atlanta, Ga.
1987-88	LSU 69, Ole Miss 61	Oxford, Miss.
1988-89	La. Tech III, LSU 109	Baton Rouge
	Ole Miss 113, LSU 112	Oxford, Miss.
1989-90	Miss. St. 87, LSU 80	Starkville, Miss.
	Georgia 94, LSU 92	Baton Rouge
	LSU 148, Loyola Marymount 141	Baton Rouge
1991-92	Arkansas 106, LSU 92	Fayetteville, Ark.
1992-93	LSU 84, Miss. St. 76	Starkville, Miss.
1993-94	LSU 95, Nicholls St. 90	Baton Rouge
	Arkansas 108, LSU 105	Baton Rouge
1994-95	LSU 87, Ole Miss 81	Baton Rouge
1996-97	Louisville 93, LSU 87	Anaheim, Calif.
	LSU 88, Florida 82	Baton Rouge



Tyrus Thomas dunks on a Texas defender in the 70-60 overtime win to advance to the Final Four of the 2006 NCAA Tournament.

1998-99	LSU 63, Texas 61	Baton Rouge
	Alabama 72, LSU 71 (3ot)	Tuscaloosa, Ala.
2000-01	Florida 81, LSU 74	Baton Rouge
	LSU 78, Ole Miss 77	Baton Rouge
2001-02	Weber State 75, LSU 74	Hilo, Hawaii
	LSU 68, Miss. St. 65	Baton Rouge
2004-05	Southern Miss 88, LSU 84	Biloxi, Miss.
	LSU 113, Ohio State 101 (2ot)	Baton Rouge
	LSU 66, Arkansas 63	Baton Rouge
	Kentucky 79, LSU 78 (SEC Tour.)	Atlanta, Ga.
2005-06	LSU 71, West Virginia 68	Morgantown, WVa.
	LSU 70, Texas 60 (NCAA Tour.)	Atlanta, Ga.
2006-07	Texas 76, LSU 75	Houston, Texas
	LSU 76, Tennessee 67 (SEC Tour.)	Atlanta, Ga.
2007-08	Arizona State 87, LSU 84	Lahaina, Maui

Overtime Record — 30-44 (.405)
At Home — 18-16 (.529)
On Road — 9-19 (.321)
Neutral — 3-9 (.250)

- INTRO
- 100 YEARS
- THIS IS LSU
- TIGERS
- COACHES
- REVIEW
- PREVIEW
- RECORDS
- HISTORY**
- LSU
- MEDIA

INTRO

100 YEARS

THIS IS LSU

TIGERS

COACHES

REVIEW

PREVIEW

RECORDS

HISTORY

LSU

MEDIA

LSU vs. Opponents in the PMAC

SEC Schools

Alabama — 21-16	Ole Miss — 32-5
Arkansas — 8-9	Mississippi State — 22-14
Auburn — 26-11	South Carolina — 4-3
Florida — 21-7	Tennessee — 17-12
Georgia — 19-10	Vanderbilt — 20-8
Kentucky — 15-14	

Non-Conference Opponents

Alcorn State — 1-0	Niagra — 1-0
Arizona — 3-0	Nicholls State — 12-0
Arkansas State — 2-0	Norfolk State — 1-0
Ball State — 0-1	North Carolina — 0-1
Belmont — 1-0	North Carolina A&T — 2-0
Boston University — 2-0	North Carolina-Wilmington — 3-0
UCLA — 0-1	Northern Arizona — 2-0
Cal State Los Angeles — 1-0	Northern Iowa — 0-1
Campbell — 2-0	Northwestern State -- 5-0
Centenary — 4-0	Ohio State — 1-0
Central Connecticut State — 1-0	Oklahoma City — 1-0
Chapman — 1-0	Oral Roberts — 3-1
Cleveland State — 1-0	Oregon State -- 1-0
Colgate — 1-0	Pacific — 1-0
Connecticut -- 1-0	Prairie View A&M — 3-0
Coppin State — 0-1	Radford — 0-1
Cornell — 2-0	Rice — 1-0
Delaware — 1-0	Robert Morris — 1-0
Delaware State -- 1-0	St. Peter's — 2-0
DePaul — 1-1	St. Francis (PA) — 3-0
Drake — 1-0	Samford — 2-2
Duke — 0-1	Sam Houston State — 1-0
Farleigh-Dickinson — 1-0	South Alabama — 1-0
Fresno State — 1-0	Southeastern Louisiana — 8-0
George Mason — 1-0	Southern-BR — 8-0
Georgetown — 1-0	Southern-NO — 1-0
Georgia State — 1-0	Southern California — 1-0
Georgia Tech — 1-0	Southern Mississippi — 3-0
Hardin-Simmons — 3-0	Southwest Texas State — 1-0
Houston — 3-2	Stanford — 1-0
Houston Baptist — 1-0	Tennessee-Martin — 3-0
Iona — 1-0	Tennessee State — 1-0
Illinois — 0-1	Texas — 4-1
Jackson State — 2-1	Texas A&M — 1-0
Kansas — 0-1	Texas A&M CC — 1-0
Lafayette — 1-0	Texas Christian — 0-1
Lamar — 1-1	Texas-El Paso — 1-0
Louisiana College — 1-0	Texas-Pan American — 3-0
Louisiana-Lafayette — 3-0	Texas Southern — 1-0
Louisiana-Monroe — 4-0	Towson — 1-0
Louisiana Tech — 1-1	Troy State — 4-0
Louisville — 0-1	Tulane — 11-1
Loyola (Chicago) — 2-0	U.S. International — 1-0
Loyola (New Orleans) — 1-0	Utah — 1-0
Loyola Marymount — 2-0	Utah State — 1-0
LSU-Shreveport (exh) — 1-0	Villanova — 0-1
Maine — 1-0	Washington — 2-1
Marist — 2-0	West Virginia — 0-1
Maryland — 1-0	Western Kentucky — 1-0
Maryland-Baltimore Co. — 1-0	Wichita State — 0-2
McNeese State — 16-0	Winthrop — 1-0
Mercer — 1-0	Wright State — 1-0
Memphis — 1-0	Wyoming — 1-0
Michigan — 0-1	Xavier — 1-0
Middle Tennessee State — 1-0	
Miss. Valley State — 1-0	
Montana State — 2-0	
Nevada-Las Vegas — 2-0	
Nevada-Reno — 1-0	
New Orleans — 6-2	



Year-by-Year at Maravich Assembly Center

YEAR	GAMES	RECORD	SEC	NON-CONF.
1971-72	12	8-4	5-4	3-0
1972-73	12	8-4	5-4	3-0
1973-74	14	9-5	4-5	5-0
1974-75	12	6-6	4-5	2-1
1975-76	16	10-6	4-5	6-1
1976-77	16	11-5	5-4	6-1
1977-78	15	11-4	7-2	4-2
1978-79	14	13-1	8-1	5-0
1979-80	14	12-2	7-2	5-0
1980-81	15	15-0	9-0	6-0
1981-82	13	9-4	7-2	2-2
1982-83	15	11-4	6-3	5-1
1983-84	14	12-2	8-1	4-1
1984-85	15	13-2	8-1	5-1
1985-86	16	13-3	6-3	7-0
1986-87	16	10-6	5-4	5-2
1987-88	15	11-4	7-4	4-0
1988-89	16	11-5	7-2	4-3
1989-90	18	16-2	8-1	8-1
1990-91	16	15-1	8-1	7-0
1991-92	16	12-4	6-2	6-2
1992-93	17	15-2	6-2	9-0
1993-94	14	8-6	3-5	5-1
1994-95	16	9-7	3-5	6-2
1995-96	18	11-7	3-5	8-2
1996-97	15	9-6	3-5	6-1
1997-98	16	8-8	1-7	7-1
1998-99	16	12-4	4-4	8-0
1999-00	16	15-1	7-1	8-0
2000-01	16	9-7	1-7	8-0
2001-02	17	12-5	4-4	8-1
2002-03	18	16-2	6-2	10-0
2003-04	15	12-3	5-3	7-0
2004-05	15	14-1	8-0	6-1
2005-06	16	14-2	8-0	6-2
2006-07	18	14-4	5-3	9-1
2007-08	15	9-6	3-5	6-1
TOTALS	568	423-145	204-114	219-31
37 YEARS		.745	.642	.876

Home Attendance at the PMAC

YEAR	GAMES	ATTENDANCE	AVERAGE
1971-72	12	93,876	7,823
1972-73	12	110,881	9,240
1973-74	14	144,105	10,293
1974-75	12	99,589	8,299
1975-76	16	124,362	7,773
1976-77	16	133,636	8,352
1977-78	15	148,423	9,895
1978-79	14	177,964	12,712
1979-80	14	175,339	12,524
1980-81	15	205,622	13,708
1981-82	13*	171,305	13,177
1982-83	15*	180,795	12,053
1983-84	14	177,596	12,685
1984-85	15	195,927	13,062
1985-86	16#	201,820	12,614
1986-87	16\$	165,182	10,324
1987-88	15@	174,414	11,628
1988-89	16	192,016	12,001
1989-90	18&	246,257	13,681
1990-91	16	214,473	13,404
1991-92	16	209,345	13,084
1992-93	17	193,632	11,390
1993-94	14	152,117	10,866
1994-95	16	172,888	10,806
1995-96	18	165,710	9,206
1996-97	15	111,722	7,448
1997-98	16	114,266	7,142
1998-99	16	123,941	7,746
1999-00	16	168,784	10,549
2000-01	16	129,709	8,106
2001-02	17*	145,078	8,534
2002-03	18	156,368	8,687
2003-04	15	140,321	9,355
2004-05	15	141,139	9,409
2005-06	16	151,499	9,469
2006-07	18	180,038	10,002
2007-08	15	128,469	8,565
Totals	568	5,918,571	10,420

* - Includes one National Invitation Tournament post-season game
 # - Includes two NCAA Tournament SE Regional games
 \$ - Includes one Pre-Season NIT game
 @ - Includes two SEC Tournament games
 & - Includes two Pre-Season NIT games

Top Paid Men's Basketball Attendances at the Maravich Center

	ATTENDANCE	OPPONENT	DATE
1.	15,694	Ole Miss	Feb. 25, 1981
2.	15,399	Ole Miss	Jan. 19, 1991
3.	15,242	Alabama	Jan. 21, 1989
4.	15,192	Kentucky	Jan. 19, 1981
5.	15,109	Vanderbilt	Jan. 2, 1991
6.	15,093	Auburn	Jan. 20, 1982
7.	14,987	Ole Miss	Feb. 1, 1989
8.	14,799	Ole Miss	Jan. 21, 1995
9.	14,687	Tennessee	Jan. 24, 1981
10.	14,568	Auburn	Jan. 15, 1979
11.	14,551	Kentucky	Feb. 11, 1978
11.	14,551	UCLA	Dec. 17, 1994
13.	14,486	Auburn	Feb 9, 2000
14.	14,460	McNeese State	Jan. 20, 1992
15.	14,449	Vanderbilt	Jan. 7, 1981

Top Paid Attendances In Current Seat Configuration*

1.	13,468	Georgia	Jan. 25, 2006
2.	13,121	Connecticut	Jan. 6, 2007
3.	12,507	Ole Miss	March 4, 2006
4.	12,401	Florida	Feb. 24, 2007
5.	12,053	Texas A&M	Dec. 5, 2006
6.	11,674	Alabama	Jan. 31, 2007
7.	11,576	Kentucky	Feb. 25, 2006
8.	11,313	Alabama	Jan. 31, 2007
9.	11,131	Auburn	Feb. 1, 2006
10.	10,835	Arkansas	Feb. 10, 2007
11.	10,229	Ole Miss	Jan. 17, 2007
12.	10,165	Tennessee	Feb. 8, 2008
13.	10,006	Vanderbilt	Jan. 24, 2007

*Note: Capacity after remodeling of seating area prior to the 2005-06 season dropped to 13,215.



- INTRO
- 100 YEARS
- THIS IS LSU
- TIGERS
- COACHES
- REVIEW
- PREVIEW
- RECORDS
- HISTORY**
- LSU
- MEDIA

INTRO

100 YEARS

THIS IS LSU

TIGERS

COACHES

REVIEW

PREVIEW

RECORDS

HISTORY

LSU

MEDIA

1933-34

Sparky Wade, G Dillon's 1st Team
Buddy Blair, F Dillon's 1st Team

1934-35

Sparky Wade, G AP 1st Team
Buddy Blair, F AP Honorable Mention

1949-50

Bob Meador, G AP 3rd Team

1950-51

Joe Dean, G AP 2nd Team

1951-52

Joe Dean, G AP 1st Team
Bob Pettit, C AP 1st Team

1952-53

Bob Pettit, C AP 1st Team
Benny McArdle, G AP 2nd Team

1953-54

Bob Pettit, C AP 1st Team
Benny McArdle, G AP 3rd Team

1955-56

Roger Sigler, G AP 1st Team
 Coaches 2nd Team

Jim Ashmore, G AP 1st Team
 Coaches 1st Team

1956-57

Roger Sigler, G AP 3rd Team

1960-61

George Nattin, G AP 1st Team
 Coaches

1961-62

Maury Drummond, F AP 3rd Team
George Nattin, G AP 3rd Team

1962-63

Ellis Cooper, G AP 2nd Team
 Coaches

1963-64

Dick Maile, F AP 1st Team
 Coaches

1964-65

Dick Maile, F AP 1st Team
 UPI 1st Team
 Coaches

1967-68

Pete Maravich, G AP 1st Team
 UPI 1st Team
 Coaches

1968-69

Pete Maravich, G AP 1st Team
 UPI 1st Team

1969-70

Pete Maravich, G AP 1st Team
 UPI 1st Team

Al Sanders, C AP 3rd Team
Danny Hester, F AP 3rd Team



Kenny Higgs

1970-71

Al Sanders, C AP 1st Team
 UPI 1st Team
 Coaches

Bill Newton, F UPI 2nd Team
 AP 3rd Team

Nelson Isley, G UPI 3rd Team

1971-72

Al Sanders, C AP 2nd Team
 UPI 2nd Team
 Coaches

Bill Newton, F AP 3rd Team
 UPI 3rd Team

1972-73

Eddie Palubinskas, G AP 2nd Team
 UPI 2nd Team
 Coaches

1973-74

Glenn Hansen, F AP 2nd Team
 UPI 2nd Team
 Coaches

Eddie Palubinskas, G UPI 2nd Team
 AP 3rd Team

Collis Temple, C UPI 3rd Team

1974-75

Glenn Hansen, F AP 2nd Team
 UPI 2nd Team
 Coaches

1975-76

Kenny Higgs, G AP 2nd Team
 UPI 2nd Team
 Coaches

1976-77

Kenny Higgs, G AP 2nd Team
 UPI 2nd Team
 Coaches

Durand Macklin, F AP 3rd Team
 UPI 3rd Team

1977-78

Durand Macklin, F AP 1st Team
 UPI 1st Team
 Coaches

Kenny Higgs, G UPI 2nd Team
DeWayne Scales, F AP 3rd Team

1978-79

DeWayne Scales, F AP 1st Team
UPI 1st Team
Coaches

Al Green, G AP 1st Team
UPI 2nd Team
Coaches

Lionel Green, C AP 3rd Team
UPI 3rd Team

1979-80

Durand Macklin, F AP 1st Team
UPI 1st Team
Coaches

DeWayne Scales, F AP 2nd Team
UPI 2nd Team
Coaches

Ethan Martin, G AP 2nd Team
UPI 2nd Team
Coaches

1980-81

Durand Macklin, F AP 1st Team
UPI 1st Team
Coaches

Ethan Martin, G AP 1st Team
UPI 1st Team
Coaches

Howard Carter, G AP 2nd Team
UPI 2nd Team

1981-82

Howard Carter, G AP 1st Team
UPI 1st Team
Coaches

Leonard Mitchell, F AP 2nd Team
UPI 3rd Team
Coaches

1982-83

Howard Carter, G AP 2nd Team
UPI 2nd Team
Coaches

Leonard Mitchell, F AP 3rd Team
UPI 3rd Team

1983-84

Jerry Reynolds, F AP 2nd Team
UPI 3rd Team
Coaches

Derrick Taylor, G UPI 3rd Team

1984-85

Nikita Wilson, F AP 2nd Team
UPI 3rd Team
Coaches

John Williams, C AP 3rd Team
Jerry Reynolds, F AP 3rd Team
UPI 3rd Team

1985-86

John Williams, F AP 1st Team
UPI 1st Team
Coaches

Derrick Taylor, G AP 3rd Team

1986-87

Nikita Wilson, C AP 3rd Team
UPI 3rd Team

Anthony Wilson, G UPI 3rd Team

1987-88

Ricky Blanton, F AP 2nd Team
UPI 3rd Team
Coaches

Jose Vargas, C UPI 2nd Team
AP 3rd Team

1988-89

Ricky Blanton, F AP 1st Team
UPI 2nd Team
Coaches

Chris Jackson, G AP 1st Team
UPI 1st Team
Coaches

1989-90

Chris Jackson, G AP 1st Team
UPI 1st Team
Coaches

Shaquille O'Neal, C AP 1st Team
UPI 1st Team
Coaches

Stanley Roberts, F AP 3rd Team
Maurice Williamson, G UPI 3rd Team

1990-91

Shaquille O'Neal, C AP 1st Team
UPI 1st Team
Coaches

Vernel Singleton, F AP 3rd team
UPI 3rd team
Coaches

Shawn Griggs, G UPI 2nd team

1991-92

Shaquille O'Neal, C AP 1st Team
Coaches

Vernel Singleton, F AP 3rd Team

1992-93

Geert Hammink, C AP 1st Team
Coaches

Jamie Brandon, G-F Coaches 2nd Team

1993-94

Jamie Brandon, G-F Coaches 2nd Team
AP 3rd Team

1994-95

Ronnie Henderson, G Coaches
AP 2nd Team

1995-96

Ronnie Henderson, G Coaches
AP 1st Team

1996-97

Dwayne Spencer, F Coaches 2nd Team
AP 2nd Team

1998-99

Maurice Carter, G Coaches 3rd Team
AP 3rd Team

Jabari Smith, C AP 3rd Team

1999-00

Torris Bright, G AP 3rd Team
Jabari Smith, C Coaches 2nd Team

Stromile Swift, F AP Co-Player of the Year
Coaches 1st team
AP 1st Team



Howard Carter

2000-01

Ronald Dupree, F AP 2nd Team
Coaches 3rd Team

2001-02

Ronald Dupree, F AP 2nd Team
Coaches 2nd Team

2002-03

Ronald Dupree, F AP 2nd Team
Coaches 2nd Team

2003-04

Brandon Bass, F SEC Freshman of the Year
Jaime Lloreda, F AP 1st Team
Coaches 2nd Team

2004-05

Brandon Bass, F AP Player of the Year
AP 1st Team
Coaches 1st Team

Glen Davis, F SEC Freshman of the Year
AP 2nd Team
Coaches 2nd Team

2005-06

Glen Davis, F SEC Player of the Year
AP 1st Team
Coaches 1st Team

Darrel Mitchell, G Coaches 1st Team
AP Second Team

Tyrus Thomas, F SEC Freshman of the Year
SEC Co-Defensive Player of the Year
AP 2nd Team
Coaches 2nd Team

Tasmin Mitchell, G Coaches All-Freshman Team

2006-07

Glen Davis, F AP 1st Team
Coaches 1st Team

2007-08

Marcus Thornton, G AP 2nd Team
Coaches 2nd Team

Anthony Randolph, F Coaches All-Freshman Team

INTRO

100 YEARS

THIS IS LSU

TIGERS

COACHES

REVIEW

PREVIEW

RECORDS

HISTORY

LSU

MEDIA

All-SEC Tournament Teams

1933

Sparky Wade, G	First Team
Buddy Blair, F	Second Team
Jack Harris, F	Second Team

1936

Arnold Bryan, F	Second Team
-----------------	-------------

1938

Conley Hathorn, G	First Team
-------------------	------------

1939

Paul Brotherton, G	Second Team
--------------------	-------------

1943

Frank Brian, F	First Team
John Chaney, C	Second Team

1944

Whitey Hoskins, G	Second Team
-------------------	-------------

1946

Bobby Lowther, F	First Team
Joe Bill Adcock, C	Second Team
Billy Walters, G	Second Team

1947

Frank Brian, F	Second Team
----------------	-------------

1949

Gene Murphy, G	Second Team
----------------	-------------

1950

Joe Dean, G	First Team
-------------	------------

1951

Joe Dean, G	First Team
-------------	------------

1952

Joe Dean, F	First Team
Bob Pettit, C	First Team

1980

DeWayne Scales, F	First Team
(MVP)	
Durand Macklin, F	First Team

1981

Howard Carter, F	First Team
------------------	------------

1986

John Williams, F	First Team
(MVP)	

1987

Nikita Wilson, C	First Team
Anthony Wilson, G	First Team

1988

Ricky Blanton, F	First Team
------------------	------------

1993

Geert Hammink, C	First Team
Jamie Brandon, G-F	First Team

2002

Antonio Hudson, G	First Team
-------------------	------------

2003

Ronald Dupree, F	First Team
------------------	------------

2005

Brandon Bass, F	First Team
Antonio Hudson, G	First Team

2006

Glen Davis, F	First Team
---------------	------------

Note: SEC Tournament Team also served as All-SEC team from 1933-1948.

LSU Academic All-SEC Honor Roll

1961-62

George Nattin, G	First Team
Ellis Cooper, G	Second Team

1962-63

Ellis Cooper, G	First Team
-----------------	------------

1964-65

Tommy Thigpen, C	Honorable Mention
------------------	-------------------

1965-66

Kenny Drost, G	First Team
Scott Bowling, G	Honorable Mention

1966-67

Kenny Drost, G	Second Team
----------------	-------------

1969-70

Danny Hester, F	Second Team
-----------------	-------------

1972-73

Bill Whittle, F	First Team
Collis Temple, F	First Team
Wade Evans, G	Second Team
Ed LeBlanc, F	Honorable Mention

1981-82

John Tudor, G-F	First Team
-----------------	------------

1982-83

John Tudor, G	First Team
---------------	------------

1983-84

John Tudor, G	First Team
---------------	------------

1985-86

Zoran Jovanovich, C	First Team
---------------------	------------

1988-89

Kyle McKenzie, G	First Team
------------------	------------

1991-92

Justin Anderson, G	First Team
T. J. Pugh, G	First Team

1995-96

David Bosley, G	First Team
-----------------	------------

1997-98

Jack Warner, G	First Team
----------------	------------

1998-99

Brian Beshara, F	First Team
Jack Warner, G	First Team

1999-00

Brian Beshara, F	First Team
Collis Temple III, G	First Team
Jeremy Comeaux	First Team
Jack Warner, G	First Team

2000-01

Brian Beshara, F	First Team
Collis Temple III, G	First Team
Brian Green, G	First Team
Jack Warner, G	First Team

2001-02

Brian Green, G	First Team
Collis Temple III, G	First Team

2002-03

Pete Bozek, F	First Team
Brian Green, G	First Team
Charlie Thompson, G	First Team

2003-04

Charlie Thompson, G	First Team
Paul Wolfert, F	First Team
Brandon Bass, F	Freshman
Ross Neltner, F	Freshman

2004-05

Brandon Bass, F	Scholar-Athlete of the Year
	First Team

Darrel Mitchell, G	First Team
Ross Neltner, F	First Team
Paul Wolfert, F	First Team
Glen Davis, F	Freshman
David Fleshman, G	Freshman
Garrett Temple, G	Freshman

2005-06

Glen Davis, F	First Team
Darrel Mitchell, G	First Team
Darnell Lazare, F	First Team
Garrett Temple, F	First Team
David Fleshman, F	First Team

2006-07

Alex Farrer, G	First Team
Greg Terrebonne, G	Freshman

2007-08

Greg Terrebonne, G	First Team
--------------------	------------

SEC Good Works Team

1998-99	Collis Temple III
1999-00	Jermaine Williams
2000-01	Collis Temple III
2001-02	Collis Temple III
2002-03	Collis Temple III
2003-04	Paul Wolfert
2004-05	Paul Wolfert
2005-06	Darnell Lazare
2006-07	Darnell Lazare
2007-08	Garrett Temple



**LSU Head Basketball Coach
1932-41; 1945-57**

**29 years
Record: 340-264**

1935 National Championship

1953 NCAA Final Four

**1935, 1953, 1954 SEC
Championships**

**LSU Head
Baseball Coach
1925-42; 1946-56**

**27 years
Record: 220-226-3**

1939; 1946 SEC Championships

**Assistant Football Coach, LSU:
1925-42**

**Assistant Athletic Director, LSU:
1947-67**

**Acting Athletic Director, LSU:
1968**

**Member, Helms Athletic
Foundation Hall of Fame**

**Member, Louisiana Sports
Writers Association Hall of Fame**

Harry Rabenhorst

Before there was Dale Brown, there was Harry Rabenhorst. In an era when college basketball wasn't big news and when cable didn't send hundreds of game all across the country, Rabenhorst laid the foundation for others like Jay McCreary, Press Maravich, Dale Brown and John Brady to follow.

Like Maravich with Pete, like Dale with Rudy, Chris and Shaq, Rabenhorst coached two of the legends of the game: Sparky Wade and Bob Pettit. Like Brown, he took his team to a Final Four in the days before anyone realized what a major event the NCAA Tournament was. But unlike any other LSU coach, Rabenhorst laid claim to a national championship, mythical though it may have been. It was a year to remember for Rabenhorst, but it was a long way from the end of his career.

The Baton Rouge native, however, came to LSU holding a record of a much different kind. He was a star athlete at Wake Forest in the years following World War I and holds the world record for the single longest punt of 110 yards.

After serving in the U.S. Army in World War I, Rabenhorst began his career in coaching in 1921 at Greensboro High School in Greensboro, N.C. After that, he moved to New Mexico Military Academy where he coached for three seasons before moving back to Baton Rouge and the start of a long and dedicated lifetime of service to LSU.

In any capacity he served, he showed the same gracious understanding of the individual and devotion to duty that have set him apart from the ordinary.

He was a walking encyclopedia of LSU athletics and could recall in a moment the big game, the big play and the individual star of almost every athletic success enjoyed by the Tigers during his tenure.

Few men alive in college athletics numbered among their close personal friends the great and near great personalities who dominated the athletic scene for much of the first 60 years of this century. His list of associates reads like a "Who's Who" of American Collegiate Athletics, names that capture the imagination of sports fans and historians everywhere -- Knute Rockne, Amos Alonzo Stagg, Pop Warner, Fielding Yost, Wallace Wade, Adolph Rupp -- and many more.

Rabenhorst's career at LSU meant more than victories and championships. A popular and respected coach and administrator, he brought LSU distinction with his long and brilliant service and developed athletes who became outstanding students, and later



outstanding citizens.

Harry Rabenhorst was a competitor. He was also a gentleman. He proved that you can be both and be successful.

When Coach Rabenhorst passed away in March, 1972, at the age of 73, then athletic director Carl Maddox said, "Coach Raby was revered and respected nationally by the many who came to know him in the world of intercollegiate athletics -- but more significant is the esteem and the love he earned from the men who played for him."

"I always enjoyed competing with him," said Adolph Rupp. "He was a great credit to the game. He developed some of LSU's outstanding players and teams."

Coach Raby was a man for all seasons and still to this day remains one of the league's all-time winningest basketball coaches. Those who played for him, loved him. Those who knew him, respected him. There's not much better can be said.

INTRO

100 YEARS

THIS IS LSU

TIGERS

COACHES

REVIEW

PREVIEW

RECORDS

HISTORY

LSU

MEDIA



**LSU Head Basketball Coach
1972-97**

**25 years
Record: 448-301**

**1981, 1986
Final Four**

**1979, 1981, 1986, 1991
SEC Championships**

**1980
SEC Tournament Championship**

**1973, 1979, 1981, 1989
SEC Coach of the Year**

**1981
National Coach
of the Year**

**Member, La. Sports Writers
Association Hall of Fame**

**2004 Living Legend for LSU at
the SEC Basketball Tournament**

*"...one of the true statesmen
of college basketball."*

- Former Temple Coach John Chaney



Banner honoring Coach Brown in the Maravich Center.

Dale Brown

When he arrived from Washington State via Minot, N. D., there weren't that many basketball fans in the state of Louisiana who knew who Dale Brown was. When he retired after the 1996-97 season, you would have been hard pressed to find a college basketball fan in the country who didn't have some inkling about who Dale Brown was and what he stood for.

When Brown arrived in Baton Rouge in March, 1972, he arrived with a dream that was perceived by many who knew the LSU basketball program as impossible. The dream was to make basketball important in football-crazy Tiger country. When Brown was introduced as the Tiger coach, LSU fans were still remembering the Pete Maravich era. Final Fours? Rudy Macklin? Chris Jackson? Shaq? All a dream. In those year, fans had to be convinced to come to the new arena known as the LSU Assembly Center.

Brown traveled from one end of the state to the other telling all who would listen about the future of LSU basketball. Some thought him foolish. Others questioned his statements. But none who saw or heard him criticized his effort and his tireless energy.

His first LSU team shocked the basketball world by knocking off third-ranked Memphis State in Brown's home opener in December, 1972. The Hustlers, as they were dubbed, gave the competition fits all season long. They won 14 games, finished 9-9 in the SEC and drew praise from all around the country for their determination. For his achievements with a team picked last in the league, Brown was named SEC Coach of the Year, the first of four such honors he would receive.

Starting with the 1976-77 season, the Tigers increased their victory total ever year for the next six seasons. The streak was highlighted by a 31-5 record in 1980-81 (the most wins in a season in LSU history) and the first of Brown's two trips to the Final Four. For his success that season Brown was honored as the 1981 National Coach of the Year.

Even more impressive was his second trip to the Final Four in 1985-86 when his Tigers were the lowest seeded team ever to make it to the Final Four after knocking off teams seeded first, second and third in the region (the only team ever to accomplish

that feat on the road to the Final Four).

The Tigers won four SEC titles under Brown and only Adolph Rupp and Joe B. Hall at Kentucky won more SEC titles. His 448-301 record with 238 wins in regular season SEC play, put him second behind only Rupp in wins in the league. He was only the third SEC coach to coach 25 years as a head coach in the league.

Brown was part of 38.5 percent of LSU's 1,164 total victories in the first 89 seasons of basketball. Also, no coach in LSU history coached more consecutive games -- 749.

In 1990, Brown was the winning coach, capturing the Gold Medal for the South in the Olympic Festival in Minneapolis.

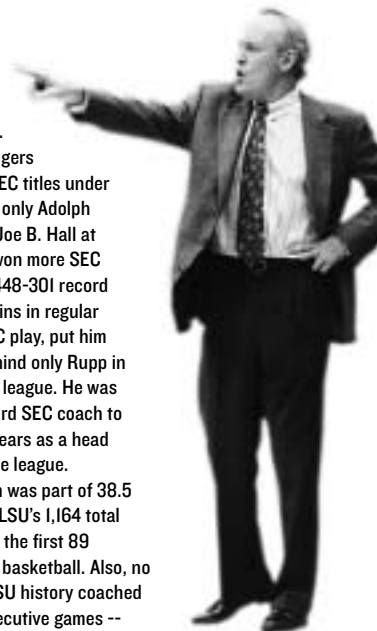
Brown was born in 1935 in Minot, a small railroad town in the northwest corner of North Dakota. In high school, he was the leading scorer in both football and basketball at St. Leo's of Minot. As a senior, he was the state scoring leader in basketball with a state record scoring average. He also set a school record in the 440-yard dash.

Brown earned 12 letters in basketball, football and track at Minot State University, making him the school's only athlete to achieve that goal.

John Chaney of Temple called Brown, "...one of the true statesmen of college basketball. His contributions to the game and society have impacted many. He is an outstanding coach and an outstanding person."

Legendary coach John Wooden of UCLA said: "I will always remember Dale for his enthusiasm. There are those who say he is a put-on -- they just can't believe that he can be what he professes. But I never questioned that. He amazed me because there is a lot more depth to the man. He was much more than a basketball coach."

At halftime of the Kentucky game in February 2004, athletics director Skip Bertman and the LSU basketball program honored Coach Brown with a banner in his honor to permanently hang from the rafters of the Maravich Assembly Center.



John Brady

John Brady's tenure of nearly 11 seasons as the LSU basketball coach can be looked at in many different ways. But his tenure is an important part of the 100-year history of the program as he was able to win division and league champions, develop players that captured top league honors on a regular basis and when right, take his team to post-season play and in 2006, join Harry Rabenhorst and Dale Brown as LSU coaches to take teams to the NCAA Final Four.

Brady was able to take the LSU program and remake it a couple of times during his tenure to go to the NCAA Sweet 16 in 2000 and to the pinnacle of college basketball in 2006, the school's first NCAA Final Four in 20 years. Along the way he won the school's first ever division titles and won the first outright SEC title in 21 years.

Coach Brady arrived following in the unenviable position of taking over the program after Coach Dale Brown's 25 years but Brady came with a plan and while his early teams were undermanned, undersized and underdogs, the team played hard and gave the best of teams problems. But it was the little things that kept them from getting many wins.

Brady's teams would win two SEC titles, three division crowns and at one point had six consecutive winning seasons, the fourth longest streak of consecutive years with a positive overall record in the program's first 100 years.

In 2000, the Tigers advanced to the Sweet 16 as part of a 28-win season, the second most wins in school history. In 2005, LSU captured the Western Division title and came back the next year for a special season Tiger fans will always remember.

LSU won 14-of-16 conference games in 2006 to win the title. The Tigers would have success in the NCAA Tournament, defeating No. 1 Duke and No. 9 Texas to win the regional title mainly with a lineup homegrown in the city and the state of Louisiana.

The win over Duke marked the second time that Brady's Tigers defeated a standing No. 1 team as the Tigers also defeated No. 1 Arizona, 66-65, in December 2002 at the Maravich Center, only the second time No. 1 has gone down in the building.

A major part of the success of the LSU program at that time was player development. John Brady coached the SEC Player of the Year three times (Stromile Swift in 2000, Brandon Bass in 2005 and Glen Davis in 2006). He had the SEC Freshman of the Year four times (Torrin Bright in 2000, Brandon Bass in 2004, Glen Davis in 2005, Tyrus Thomas in 2006).

Brady, who ended his career as the third winningest and the third longest tenured coach in Tiger history, came to LSU after five years at Samford as head coach. Prior to that he has served successful stints at Mississippi State and UNO as an assistant coach.



**LSU Head Basketball Coach
1979-2008**

**11 years
Record 192-139**

**2006
NCAA Final Four**

**2000, 2005, 2006
SEC Western Division
Champions**

**2000, 2006
SEC Champions**

**2000, 2006
SEC Coach of the Year**



INTRO

100 YEARS

THIS IS LSU

TIGERS

COACHES

REVIEW

PREVIEW

RECORDS

HISTORY

LSU

MEDIA

- INTRO
- 100 YEARS
- THIS IS LSU
- TIGERS
- COACHES
- REVIEW
- PREVIEW
- RECORDS
- HISTORY**
- LSU
- MEDIA

Jamie Brandon



(Returnees in Bold)

- A**
- ADCOCK, Joe (C) 1944-47
 ADGER, Sidney A. (C) 1935-36
 ALCORN, Mark (G) 1979-80
 ALLEN, Drexal (G) 1981-82
 ALLMAN, Marty (G) 1970-73
 ANDERSON, Justin (F), 1991-92
 ANDERSON, Willie (F), 1997-97
 ANNISON, Doug (F), 1992-93
 ARTHUR, Robert R. (C) 1959-60
 ATKINS, R. W. (G) 1919-22
 AUSTIN, Wayne (G) 1964-66
- B**
- BAILEY, John (F) 1960-62
 BAILEY, Floyd (F-C) 1974-78
 BANKER, Kernan M. (F) 1933-35
 BANKSTON, Fred (G) 1945-46
 BARDWELL, D. D. "Sox" (C) 1929-32
 BARHAM, Joe Garnett E. (G) 1923-26
 BARNETT, Bert W. (C) 1946-47
 BARTUS, Joe E. (G) 1945-46
 BASS, Brandon (F), 2003-05
 BASS, Raymond V. (C) 1938-42; 47-48
 BAUMAN, Jonnie (G) 1929-32
 BAUMER, Nat (F) 1968-69
 BEESON, Williard E. (G) 1933-37
 BELCHER, Don (F) 1951-55
 BELCHER, Jack (F) 1961-64
 BENNETT, (F) 1928-29
 BERGERON, J. Brian (G) 1978-81
 BERGMAN, Rusty (G) 1966-69
 BERNBROCK, Mark (G) 1968-69
 BERNHARD, James M. (G) 1943-44
 BESHARA, Brian (F) 1999-01
 BLACK, Tyrone (C) 1979-83
 BLAIR, L. N. "Buddy" (F) 1933-35
 BLANCHARD, E. A. (G) 1916-18
 BLANTON, Ricky (F) 1984-86; 87-89
 BLEVINS, Howard M. (G) 1929-32
 BOGGESS, Robert E. "Bob" 1947-51
 BOHANNON, W. W. "Bo" (C) 1934-36
 BOLTON, Dick (F) 1955-56
 BORGINI, Joe (F) 1959-60
 BORNER, Ray (C) 1981-82
 BORNMAN, D. L. "Squatty" (G) 1922-25
 BORNMAN, J. P. "John" (G) 1922-23
 BOSLEY, David (G) 1993-97
 BOUDREAUX, Harold (F) 1989-92
 BOWLING, W. Scott, Jr. (G) 1964-66
 BOWMAN, Sid S. "Stinkey" (F) 1929-30
 BOZEK, Pete (F) 2000-02
 BOYD, Brent (G) 1975-76
 BOZEMAN, A. (G) 1939-40

Kenny Drost



Frank Brian



- BOZEMAN, Charlie (C) 1938-41
 BOZEMAN, T. (G) 1938-41
 BRANCH, Malcolm (C) 1945-47
 BRANCH, W. (F) 1943-44
 BRANDON, Jamie (G), 1991-94
 BRANTLEY, John B. (G) 1970-72
 BRAYMAN, P. (F) 1952-53
 BREATHWIT, John (G) 1975-77
 BRIAN, Brad H. (G) 1964-67
 BRIAN, Frank (F) 1942-43; 1945-47
 BRIDGES, Kenneth (G) 1951-53
 BRIDGEWATER, Brad (C) 1998-00; 01-03
 BRIGHT, Torris (G) 1999-03
 BRILEY, C. 1915-16
 BRINKLEY, Mike (G) 1958-59
 BRITTON, C. E. (F) 1916-17
 BROCATO, Jim (G) 1946-47
 BROTHERTON, Paul P. (F) 1938-40
 BROWN, Dennis (G) 1983-85
 BROWN, Ernest (G) 1977-79
 BROWN, Lobdell P. 1925-26
 BROWN, Michael (F) 1975-76
 BROWN, Oliver (F) 1983-87
 BROWN, Ossie B. (F) 1943-44
 BROWN, Perry (F) 1929-30
 BROWN, Roland (F) 1932-34
 BRYAN, Arnold "Judge" (F) 1934-37
 BUCHANAN, F. "Buck" (F) 1937-40
 BUKUMIROVICH, Neboisha (G) 1984-88
 BURGE, Dick (G) 1939-40
 BURGE, Dennis F. "Pete" (C) 1932-34
 BURNETT, Jack (F) 1926-29
 BURNS, Lenear (F), 1990-91; 92-94
 BURTON, Kenny G. (F) 1944-45
 BUSH, Tim (F) 2002-03
 BUSHMAN, John C. "Jack" (F) 1936-39
 BUSSEY, Young (G) 1937-38
- C**
- CAMPBELL, Andy (C) 1978-81
 CAMPBELL, Walter (F) 1977-78
 CANNON, (G) 1937-39
 CARD, Norman (C-F) 1961-64
 CARR, John (G) 1969-70
 CARTER, (F) 1913-14
 CARTER, Cedric (F) 1997-99
 CARTER, Howard (G-F) 1979-83
 CARTER, Maurice (G) 1995-99
 CAVETT, J. R. "Slick" (C) 1915-19
 CEASAR, Clarence (F), 1991-95
 CHANEY, John (F) 1940-43
 CHASE, Pat (G) 1964-66
 CHASE, Sam (G) 1961-64
 CHIDLEY, Steve (G) 1971-72
 CHIN BING, Allen (F) 1933-34
 CLARK, 1908-10
 CLARK, Ned (F) 1951-55

Wade Evans



Greg Cook



- CLUNE, Joe (F) 1959-60
 COCKERHAM, J. H. (F) 1911-13
 COJOE, Theron (F) 1982-84
 COLLINS, A. H. "Rip" (G) 1945-47
 COLLINS, Tommy (G) 1957-59
 COMBS, Joe H. 1956-59
 CONKLIN, Tom J. (C) 1959-62
 CONLEY, Ocie (G) 1984-86
 COOK, Greg (C) 1976-77; 1978-81
 COOPER, (F) 1929-30
 COOPER, Darryl (G) 1998-99
 COOPER, Ellis O. (G) 1960-63
 COPPENS, Randy (G) 1974-77
 CORMIER, Jason (G) 1988-89
 COSTELLO, Joe (G-F) 1979-82
 CORLEY, Drew (F) 1967-69
 CRAM, Steve (G) 1962-64
 CRAMER, Judd (G-F) 1963-64
 CRESS, Walker J. (G) 1937-39
 CRISCO, Jim (F) 1956-59
 CROMBERT, 1917-18

D

- DABADIE, J. Levy, Jr. (F) 1943-44
 DALE, Wilton R. (F) 1943-44
 DARK, Alvin (G) 1942-43
 DARNALL, Mike (G) 1972-75
 DAVIES, Richard A. "Dick" (G) 1958-60
 DAVIS, E. M. 1935-36
 DAVIS, Glen (F), 2004-07
 DAVIS, Thomas (F) 2001-03
 DAY, Ned 1951-55
 DeARMOND, Duane (F) 1978-80
 DEAN, Joe (G) 1949-52
 DELAFIELD, Glenn A. (C) 1936-38
 DEVALL, Randy (G) 1989-90
 DICKEY, 1928-29
 DIXON, 1913-15
 DOSHER, Woody (G) 1938-40
 DOUGHTY, Frank L. (G) 1937-38
 DOWLING, Duncan (F-G) 1961-63
 DROST, Kenny (G) 1984-87
 DRUMMOND, H. Maury (C-F) 1960-63
 DUGAS, C. J. Bobby (G) 1921-23
 DUPONT, John M. (F) 1911-13
 DUPONT, Lawrence H. (G) 1911-14
 DUPREE, Ronald (F) 1999-03
 DYSON, Dick (G) 1923-27

E

- EARL, Lewis (F) 1996-98
 EAST, John (C) 1924-27
 EDMONDS, W. R. (F) 1916-17; 1921-22
 EDMONDSON, Mahion W (F) 1940-41
 EDWARDS, Glavis "Ike" (F) 1945-48

Lionel Green



Joe Dean



- ENGLAND, Matt (F) 1980-81
 ENQUIST, John (F) 1972-74
 EVANS, Wade (F) 1972-74
 EVANS, W. Morton (C) 1910-13

F

- FAHEY, Joe J. (G) 1954-56
FARRER, Alex (G), 2006-08
 FATHERREE, Jesse (G) 1933-34
 FETTER, Bobby K. (G-F) 1961-64
 FILES, "Dude" (G) 1927-28
 FLESHMAN, David (G), 2004-06
 FORD, Deuce (G) 1995-96
 FREDERICK, E. (C) 1939-40
 FREEMAN, Mark P. (C) 1949-51
 FRESHLEY, Bob (C) 1951-54
 FREY, F. C. "Major" (G) 1919-20
 FULKERSON, Jack M. (C) 1940-43

G

- GAHARAN, W. A. "Bill" (F) 1937-38
 GARAHAN, Les (F) 1927-30
 GARRISON, G. C. (F) 1927-28; 30-31
 GEYER, Randy (G-F) 1962-65
 GIACOMA, Ray (F) 1935-38
 GILBEAU, H. (F) 1924-25
 DAVIS, E. M. 1935-36
 GILBERT, Charlie (C) 1933-34
 GILL, W. J. (G) 1915-17
 GIPSON, Sean (F) 1992-94
 GLADDEN, Sterling "Buck" (F) 1914-16
 GOEHRING, Kirk 1992-93
 GOWER, Bill (G) 1937-38
 GRAHAM, R. E. (G) 1939-42
 GRANT, Russell (G) 1987-89
 GRAY, Kenny (G) 1957-58
 GREEN, Al (G) 1978-79
 GREEN, Brian (F) 1999-03
 GREEN, Donald (G) 1982-83
 GREEN, Garrett (F), 2007-08
 GREEN, Lionel (C) 1975-79
 GREEN, V. E. (C) 1913-14
 GREGORY, Sonny (F) 1949-52
 GREMILLION, E. (C) 1943-44
 GREMILLION, James E. (C) 1946-47
 GRIDLEY, Bob (F-C) 1968-69
 GRIFFITH, Carroll (F) 1946-47
 GRIFFITH, Parker (G) 1986-88
 GRIGGS, Shawn (F) 1990-91
 GUGLIEMO, Gary (F) 1957-60
 GURVICH, (F) 1942-43

Mike Hansen



- INTRO
- 100 YEARS
- THIS IS LSU
- TIGERS
- COACHES
- REVIEW
- PREVIEW
- RECORDS
- HISTORY**
- LSU
- MEDIA

Ronnie Henderson



H

- HAGUE, Perry "H" (G) 1917-21
- HAILE, Samuel W. "Red" (G) 1943-44
- HALL, Bob (G-F) 1944-46; 1948-49
- HALL, Jack (C) 1996-97
- HAMMONS, J. (G) 1935-38
- HAMMINK, Geert (C) 1988-89; 1990-93
- HANSEN, Glenn (F) 1973-75
- HANSEN, Mike (G), 1990-93
- HARRELL, Louis 1928-29
- HARRIS, Bucky (F) 1926-29
- HARRIS, Jack A. (F) 1932-35
- HATCHER, George R. (C) 1923-27
- HATHORN, Conley "Red" (G) 1935-38
- HAYES, R. S. "Suthie" (F) 1917-21
- HAYNIE, George (F) 1939-41
- HEARD, Mickey (F) 1973-74
- HELM, Newton C. "Dirty" (F) 1919-23
- HENDERSON, Larry (F) 1964-66
- HENDERSON, Ronnie (G) 1993-96
- HENNER, Tommy (G) 1969-70
- HENRY, Pete (C-F) 1965-67
- HEROMAN, Harry (F) 1963-66
- HERBST, J. (G) 1941-42
- HERRING, Randy (F) 1972-75
- HESS, Tom (G) 1969-72
- HESTER, Danny (F) 1968-70
- HICKMAN, Richard F. (G) 1967-70
- HIGGS, Kenny (G) 1974-78
- HIGH, Willie (G-F) 1975-76
- HIGHTOWER, C. W. (F) 1910-11
- HIMES, Levi A. "Lee" (F) 1909-12
- HIMES, (G) 1915-16
- HINES, Ray (C) 1959-60
- HOLLOWAY, Graves (C) 1947-49
- HOLT, Dick (C) 1953-56
- HOOVER, Winslow F. (G) 1946-47
- HOOVER, W. (C) 1943-44
- HOSKINS, Dick, Jr. (G) 1942-44
- HOUTZ, "Jakey" 1910-11
- HOWELL, R. B. "Billiken" (C) 1909-12
- HUDSON, Antonio (G), 2001-05
- HUDSON, John W. (G) 1959-61
- HUFFMAN, Gary (F) 1974-76
- HULTBERG, Jordy (G) 1976-80
- HUNT, 1917-18

I

- IGAU, Hubert C. (F) 1924-27
- IRVIN, Fess (G) 1986-88
- IRWIN, 1909-10
- ISLEY, Nelson (G) 1970-71
- IVES, Clarence A. "Fatty" (C) 1917-22

Leonard Mitchell



Ralph Jukkola



J

- JACKSON, A. W. "Gus" (G) 1924-25
- JACKSON, Chris (G) 1988-90
- JACKSON, Glover (C) 1993-94
- JACKSON, Howard W. (G) 1936-39
- JACOBS, Stan J. (F) 1958-61
- JENNINGS, Frank (F) 1946-47
- JOE, Darryl (G) 1986-88
- JOHNSON, Alonzo (C) 1994-95
- JOHNSON, Byron (C) 1947-52
- JOHNSON, C. B. (F) 1909-12
- JOHNSON, Chris (F), 2005-08
- JOHNSON, F. (G) 1929-32
- JOHNSON, G. (F) 1947-48
- JOHNSON, Joe (G) 1983-84
- JOHNSON, Kent (F) 1969-70
- JOHNSON, Melvin F. (G) 1911-15
- JOHNSON, Paul (G) 1992-93
- JOHNSON, Steffond (F-C) 1981-84
- JOHNSON, Tex (C) 1924-27
- JONES, Bob (F) 1923-26
- JONES, Johnny (G) 1980-84
- JONES, L. (F) 1920-22
- JONES, Leslie V. (F) 1952-55
- JONES, Wally (G) 1944-45
- JOSEPHSON, (G) 1940-41
- JOURNEY, Beau (G) 1932-35
- JOVANOVICH, Zoran (C) 1985-86
- JUKKOLA, Ralph (F) 1966-69

K

- KAMMER, Marty (G) 1955-56
- KAUFFMAN, Jim (G) 1937-38
- KEENE, Howard (F) 1961-63
- KEENY, J. R. (F) 1908-09
- KELLY, G. (F) 1931-33
- KENT, John (G) 1946-47
- KILPATRICK, (G) 1919-20
- KINGERY, Wayne (G) 1944-45
- KISTLER, Brian (F) 1980-82
- KIZER, Roland C. "Chesty" (F) 1921-23
- KOUNDJIA, Regis (F), 2003-04
- KNUDSON, Jim (G) 1971-72
- KRAJEWSKI, Richard (C) 1988-91

L

- LALLY, Mike F. (C-F) 1908-11
- LAMONT, Randy (C) 1967-69
- LAZARE, Darnell (F) 2003-07
- LEDoux, Marqus (F) 1998-99
- LANG, Bob (F) 1969-70
- LANIER, Harold A. 1928-29

Bill Newton



Ed LeBlanc



- LARCADE, J. A. (G) 1908-09
- LARKIN, M. "Slim" (C) 1929-31
- LEA, D. (G) 1945-46
- LEATHERS, W. D. "Bill" (F) 1934-37
- LeBLANC, Ed (C) 1972-76
- LANDRY, Brandon (G) 1998-01
- LEE, Bill (F) 1952-55
- LeFEVRE, Frank (C) 1974-77
- LEGLER, CHuck (C-F) 1966-69
- LEOPOLD, J. T. (F) 1917-18
- LESHER, L. R. (F) 1910-11
- LESTER, Ed. F. Jr. (F) 1944-45
- LEWIS, P. B. (G) 1909-10
- LEWIS, Cecil Ray (F) 1959-62
- LEWIS, William S. "Bill" (G) 1916-17
- LINDSEY, Clyde H. (F) 1944-46
- LINDSEY, Jim (F) 1948-51
- LINDSEY, Lloyd Leon (C) 1935-38
- LITTON, O. B. 1909-10
- LIVINGSTON, Randy, (G) 1994-96
- LLOREDA, Jaime (F), 2002-03
- LOBDELL, William Y. (F) 1931-32
- LOE, Ralph (C) 1972-73
- LOFLIN, J. T. (G) 1942-43
- LOFTIN, Bill (F) 1957-58
- LOFTIN, Bob (F) 1957-59
- LONG, Earl (F) 1958-59
- LOUGHMILLER, Don (G) 1951-54
- LOWTHER, Bobby (F) 1942-43; 45-48
- LUKER, J. B. (G) 1928-31
- LUPCHO, Rich S. (G) 1967-69
- LYLE, Mel (F) 1946-47

M

- McARDLE, Benny J. (G) 1951-54
- McCAIN, R. R. (G) 1955-56
- McCARSON, Paul (G) 1954-55
- McDONALD, Ben (F) 1986-87
- McDOWELL, "Red" (G) 1941-42
- McDUFF, (G) 1923-25
- McFARLAND, Reggie A. (G) 1918-23
- McGEEHE, Webb (G) 1927-30
- McKENZIE, Kyle (G) 1987-89
- McLEOD, James (G) 1941-42
- McLOUGHLIN, Bob (G) 1961-62
- McMANUS, (C) 1940-41
- McMORRIS, Vernon D. (G) 1943-44
- McNEILY, James (F) 1951-55
- MACKLIN, Durand (F) 1976-78; 79-81
- MADISON, Dave (G) 1940-43
- MAGEE, Norman (G) 1951-55
- MAGRUDER, 1909-10
- MAILE, Dick (F) 1962-65
- MANCE, Omar-Seli (G) 1998-99
- MARAVICH, Josh (G), 2002-05
- MARAVICH, "Pistol" Pete (G) 1967-70
- MARSHALL, Paul (G), 1991-92

Eddie Palubinskas



Ethan Martin



- MARTIN, Ethan (G) 1977-81
- MARTIN, Ken G. (F) 1955-56
- MARTIN, Terry (G), 2006-08
- MASCIA, David (G), 1991-92
- MASON, C. C. "Charlie" (C) 1925-27
- MASON, Dameron (F), 2006-07
- MATIENZO, (G) 1908-09
- MATTICK, Rick (C) 1976-79
- MAYOCK, Dan (F) 1968-69
- MEADOR, Bob J. (F) 1949-51
- MENRELL, Dick (F) 1946-48
- MERLE, Dom A. (F) 1955-58
- MERRELL, Richard L. (F) 1947-48
- MICHAELIS, Bill (G) 1943-44; 46-49
- MIDDLEBROOK, (F) 1919-20
- MILANOVICH, Paul (G) 1967-68
- MILEY, Harry L. (G) 1944-45
- MILLER, Herrd J. (C) 1944-45
- MILLER, Nolen C. "Babe" (G) 1933-36
- MILLER, Robert "Bob" (G-F) 1975-77
- MINOR, Tack (G), 2003-05, 07
- MITCHELL, Darrel (G), 2002-06
- MITCHELL, Leonard (F-C) 1980-84
- MITCHELL, Tasmim (F) 2005-07
- MIXON, Butch (G) 1958-59
- MOON, Lynn B. (C) 1956-59
- MOORE, Bill (G) 1944-45
- MOREY, Dale E. (F) 1939-42
- MOSCOVITZ, Danny (G), 1990-91
- MOSELEY, V. (F) 1909-13
- MOUTON, Lyle (G) 1987-89
- MUNSON, Wayne (F) 1957-59
- MURPHY, Gene A. (F) 1947-51
- MURPHY, Mike (F) 1964-65
- MURRAY, C. C. (F) 1943-44
- MUTAVDZIC, Misha (C) 1994-96


N

- NABORS, Gene (G) 1995-96
- NATTIN, George L., Jr. (G) 1959-62
- NELTNER, Ross (F), 2003-05
- NESON, Guy W. (C) 1929-32
- NEWMAN, Donald (G) 1975-76
- NEWTON, Bill R. "Fig" (F) 1969-72
- NOLLEY, Landers (G/F) 1994-96
- NOTO, J. J. (G) 1923-24

O

- OCHS, (F) 1945-46
- O'NEAL, Shaquille (C) 1989-92
- O'QUINN, Leon (F) 1913-15
- OWENS, Andre (G) 1992-94
- OWEN, Chester (F) 1946-47
- OZBURN, Joe (G) 1948-51

T.J. Pugh



- INTRO
- 100 YEARS
- THIS IS LSU
- TIGERS
- COACHES
- REVIEW
- PREVIEW
- RECORDS
- HISTORY**
- LSU
- MEDIA

Don Redden



P

- PALFI, Djole (F) 1994-95
- PALMER, (F) 1918-19
- PALUBINSKAS, Eddie (G) 1972-74
- PAYNE, (G) 1913-15
- PEARCE, Clyde (F) 1913-17
- PERKINS, Greg (G) 1982-83
- PETTIT, Robert L. "Bob" (C) 1951-54
- PHARES, Jack (G) 1924-28
- PHILLIPS, W. J. (G) 1908-II
- PIAZZA, Doug (F) 1963-64
- PICOU, John (G) 1990-92
- POE, F. E. (F) 1929-30
- POTTS, Chico (G) 1997-98
- PUGH T.J. (G) 1990-92

Q

- QUIONEZ, 1918-19

R

- RABENHORST, O. "Dudey" (G) 1918-19
- RABORN, Tommy (F) 1957-61
- RAGUS, Leonard A. (G) 1959-60
- RAISOR, Phil (G) 1958-60
- RAMIREZ, M. (F) 1943-44
- RAMSDEN, Dave K. (C) 1966-69
- RANDOLPH, Anthony (F) 2007-08
- RASMUSSEN, Bob (F) 1966-67
- RAYMOND, Chris (G) 1972-74
- REDDEN, Don (G-F) 1982-86
- REILY, Charlie S. (F) 1909-12
- REYNOLDS, Jerry (F-G) 1982-85
- RILEY, Red (G) 1917-22
- RITTNER, Perrin (F) 1949-51
- ROACH, Danny (F) 1961-62
- ROBERT, Charley (F) 1951-53
- ROBERTS, Stanley (C-F) 1989-90
- ROLAND, Lamont (G) 1999-01
- ROLLE, Magnum (F) 2005-07
- ROSS, A. L. (F) 1912-14
- RUBCHENKO, Roman (F) 1992-96
- ROY, R. S. (F) 1917-18
- RUDOLPH, Gus (F) 1978-80
- RUSHING, Troy E. (F) 1953-57
- RYAN, Warren F. "Pat" 1908-09

S

- SAMUELS, H. J. (F) 1931-34
- SANBORN, (G) 1929-32

Derrick Taylor



Jerry Reynolds



- SANDERS, Al T. "Apple" Jr. (G) 1945-47
- SANDERS, Al T. "Little Apple" III (C) 1969-72
- SANDERS, J. Y. (G) 1908-II
- SAXON, Jimmy (F) 1925-28
- SAYLOR, Doug (G) 1974-76
- SCALES, DeWayne (F) 1977-80
- SCHAPER, John N. (F) 1970-72
- SCHIELE, Chester (G) 1947-48
- SCHIELE, Joe (F) 1945-48
- SCHULTZ, Darrell (G) 1950-53
- SCOTT, Garrick (C), 1994-96
- SCOTT, Lester (G) 1988-89
- SEBASTIAN, Don J. (G) 1952-56
- SEBASTIAN, J. D. (G) 1919-20
- SHARP, (G) 1929-30
- SHEPPARD, Nick (C) 1995-97
- SHIRLEY, Calvin S. "Buddy" (G) 1965-67
- SHOCKEY, Jere (F) 1969-71
- SHOWS, W. (F) 1941-43
- SHUMAKER, Steve (C) 1967-68
- SIENER, Carl (C) 1971-74
- SIGLER, Roger W. (F) 1953-57
- SIMMONS, Terrance (G) 1996-97
- SIMOES, Paulo (G) 1986-88
- SIMPSON, Gary (G) 1970-71
- SIMS, Billy (F) 1942-43
- SIMS, Keith (G) 1944-45
- SIMS, Wayne (F) 1987-91
- SIMS, Willie (G) 1977-81
- SINGLETON, Vernel (C) 1988-92
- SLOANE, LeGrand W. (F) 1942-43
- SMITH, Allen (G) 1959-60
- SMITH, Jabari (C) 1998-00
- SMITH, Nick (F) 1925-28
- SMITH, Terry (G) 1965-66
- SMITH, Tom (G) 1930-33
- SMITH, 1909-10
- SPENCER, Bo (G), 2007-08†
- SPENCER, Duane (F) 1995-96
- SPILLER, S. (G) 1909-10
- SQUIRES, (F) 1929-30
- STANFEL, Rich (C) 1982-83
- STAYTON, Bill (G) 1931-33
- STEPHENS, Reed (F) 1947-48
- STEVENS, Ed (G) 1930-31
- STEVENS, Norman G. "Steve" (G) 1922-26
- STONE, Orval (F) 1949-51
- STOREY, M. (G) 1937-38
- SWIFT, Stromile (F) 1998-00

T

- TANNEHILL, George M. (F) 1928-31
- TANNEHILL, T. (C) 1930-32
- TARASOVIC, George (F) 1951-52
- TAYLOR, Derrick (G) 1981-82; 83-86
- TAYLOR, Jeff (G) 1971-73

Jose Vargas



Apple Sanders



- TAYLOR, H. A. "Red" (F) 1927-28
- TEMPLE, Collis (C) 1971-74
- TEMPLE III, Collis (G) 1999-03
- TEMPLE, Garrett (G), 2005-08
- TERREBONNE, Greg (G), 2006-08
- THIGPEN, Tommy P. (C) 1964-67
- THOMAS, Quenton (G) 1994-95
- THOMAS, Tyrus (F), 2005-06
- THOMPSON, Charlie (G) 2000-04
- THOMPSON, Dick (G) 1947-51
- THOMPSON, T. (C) 1938-40
- THORNALL, Bill (F) 1942-43
- THORNTON, Marcus (G), 2007-08
- THORNTON, Quinton (F), 2007-08
- THORNTON, Sam B. 1922-23
- TIPTON, Wayne (F-G) 1964-67
- TITUS, Brandon (G) 1992-94
- TONKOVICH, Dawn (G) 1971-74
- TONN, R. W. "Ruddy" Jr. (F) 1930-32
- TORRANCE, Jack (C) 1931-34
- TRACEY, Dennis (G) 1988-90
- TRIBBETT, Jeff A. (G) 1967-70
- TRICHELLE, Bert (F) 1935-36
- TUCKER, Reggie (G) 1997-98
- TUDOR, Bobby (F) 1954-55
- TUDOR, John (G-F) 1980-84
- TURK, Dave (F) 1962-63
- TURNLEY, J. E. "Bob" (G) 1943-44

U

- UFFMAN, Kenneth (F) 1947-48
- USSERY, Stephen (F) 1988-89

V

- VANCE, Damon (C) 1983-84
- VANCE, Griff D. (F) 1938-41
- VARGAS, Jose (C) 1984-88
- VOIGHT, Ken L. Jr (G) 1966-68
- VOOGD, Ben (G), 2005-07

W

- WADE, Malcolm "Sparky" (G) 1932-35
- WALDEN, Henry E. (C) 1912-15
- WALTERS, Bill (G) 1942-43; 45-47
- WALTERS, Jack (F) 1935-36
- WALTON, Adam (F) 1995-97
- WARNER, Jack (G) 1996-97; 99-00
- WASHINGTON, Rogers (F) 1995-97
- WEBB, Charlie L. (G) 1942-43; 45-47
- WEBER, S. R. "Chink" (G) 1922-23
- WELCH, Jim (C) 1936-37
- WELLS, Wendell Wally (G) 1934-37
- WESLEY, Bob (F) 1952-53

Anthony Wilson



DeWayne Scales



- WHIPPLE, Xavier (G) 2001-05
- WHITE, Hamp (G) 1963-65
- WHITE, H. H. (G) 1915-16
- WHITE, Joe (C) 1955-57
- WHITEHURST, Charles (F) 1954-55
- WHITTLE, Bill (F) 1970-73
- WILKINSON, J. P. (G) 1912-16
- WILKINSON, W. Scott (G) 1913-17
- WILKINSON, (C) 1924-25
- WILLIAMS, Jermaine (F) 1998-02
- WILLIAMS, John (F) 1984-86
- WILLIAMSON, Maurice (G) 1989-90; 91-93
- WILSON, Anthony (G) 1983-87
- WILSON, Bill L. (C) 1962-65
- WILSON, Edwin (G) 1985-86
- WILSON, Jason (F) 2000-02
- WILSON, Les (G) 1926-29
- WILSON, Nikita (C-F) 1983-87
- WOLF, Sidney "Izzy" 1918-19
- WOLFERT, Paul (F), 2002-05
- WOLFERT, Rick (C) 1972-73, 1974-75
- WOLFF, Dennis (G) 1973-75
- WOLFE, Jamaal (G) 1998-99
- WOMACK, Leroy (F) 1996-97
- WOODSIDE, Bernard (F) 1985-88

Y

- YATES, Robert P. (G) 1947-51
- YOUNG, JueMichael (F) 2001-02

Z

- ZIEGLER, Lonnie (C) 1965-66
- ZINSER, Paul (G) 1953-55

This list represents basketball lettermen since LSU began basketball in 1908-09. The sports information office will appreciate your assistance in correcting any errors. Send all corrections or additions to Kent Lowe, P. O. Box 25095, Baton Rouge, La., 70894

Bernard Woodside



While some of the jersey numbers listed date back to the 1930s, records are somewhat incomplete through the 1950s. If you have changes, additions or corrections, please send them to Basketball SID Kent Lowe at clowe@lsu.edu for future updates.

0

Glen Davis, 2006-07

00

Brian Green, 2000-01-02-03

Omar Seli-Mance, 1999

Hernan Montenegro, 1988

1

Tasmin Mitchell, 2006-07-08

Regis Koundjia, 2005

Tony Gipson, 2003-04

2

Dameon Mason, 2007-08

Darrel Mitchell, 2003-04-05

Brian Beshara, 2000-01

3

Anthony Randolph, 2008

Tack Minor, 2004-05-06-07

Torris Bright, 2000-01-02-03

Jaamal Wolfe, 1999

Reggie Tucker, 1998

Doug Annison, 1993-94

4

Ben Voogd, 2006-07

Regis Koundjia, 2004

JoeMichael Young, 2002

Stromile Swift, 1999-00

Gene Nabors, 1996-97

Jamie Brandon, 1992-93-94

Fess Irwin, 1987-88

Joe Schiele, 1947

5

Marcus Thornton, 2008

Mildon Ambres, 2004

Robert Royal, 2001

Jamal Harrison, 2001

DeJuan Collins, 1998

Lester Earl, 1997

Landers Nolley, 1995-96

Andre Owens, 1993-94

Justin Anderson, 1992

Frank Jennings, 1947

10

Greg Terrebonne, 2007-08

David Fleshman, 2005-06

Charlie Thompson, 2001-02-03-04

Rhodaria Caston, 1998

David Bosley, 1994-95-96-97

Maurice Williamson, 1990-92-93

Parker Griffith, 1987-88

Derrick Taylor, 1982-84-85-86

Willie Sims, 1978-79-80-81

Bob Miller, 1976-77

Eddie Palubinskas, 1973-74

11

Bo Spencer, 2008

Josh Maravich, 2003-04-05

Brandon Landry, 1999-00-01

Djole Palfi, 1995

Mike Hansen, 1991-92-93

Anthony Wilson, 1984-85-86-87

Drexal Allen, 1982

Mark Alcorn, 1980-81

Al Green, 1979

Kenny Gray, 1958

Roger Sigler, 1956-57

Charlie "Bubba" Webb, 1947

12

Tyrus Thomas, 2006

Ronald Dupree, 2000-01-02-03

Darryl Cooper, 1999

Sean Gipson, 1993-94

John Picou, 1991-92

Lester Scott, 1989

Darryl Joe, 1987-88

Johnny Jones, 1981-82-83-84

Joe Combs, 1958

Troy Rushing, 1955

Frank Brian, 1947

13

Terry Martin, 2007-08

Pete Bozek, 2001-02

Dennis Tracey, 1989-90

Todd Kinchen, 1988

John Hudson, 1960-61

14

Garrett Temple, 2006-07-08

Jaime Lloreda, 2003-04

Quenton Thomas, 1995-96

Kyle McKenzie, 1988-89

Edwin Wilson, 1986

Donald Green, 1983

Matt England, 1981-82

Stanley Jacobs, 1960-61

15

Magnum Rolle, 2006-07

Jeremy Comeaux, 1998

Deuce Ford, 1996

Ocie Conley, 1985-86

Joe Johnson, 1984

Ray Borner, 1982

Ray Vallery, 1956

Don Belcher, 1953-54-55

17

James Gremillion, 1947

20

Garrett Green, 2008

Tim Bush, 2003

Leroy Womack, 1997-98

Ronnie Henderson, 1994-95-96

T. J. Pugh, 1991-92

Jason Cormier, 1989

Neboisha Bukumirovich, 1985-86-87-88

John Tudor, 1981-82-83-84

Jordy Hultberg, 1977-78-79-80

Donald Newman, 1976

Randy Herring, 1974-75

Jim Knudsen, 1972

Tommy Henner, 1970

Mark Bernbrock, 1969

Ken Voigt, 1967-68

Tommy Collins, 1959

Bill Walters, 1946

Abner Wimberly, 1944

Griff Vance, 1941

Tommy Thompson, 1939

Glenn Delafield, 1937

21

Chris Johnson, 2006-07-08

Courtney Trask, 2003

Jermaine Williams, 2000-01-02

Brian Beshara, 1999

Randy Livingston, 1995-96

Lenear Burns, 1990-91-92-93-94

Lyle Mouton, 1988-89

Dennis Brown, 1984-85-87

Ethan Martin, 1978-79-80-81

Doug Saylor, 1975-76-77

Tommy Raborn, 1958

Don Loughmiller, 1953-54

Humberto Ramirez, 1944

Jack Bushman, 1937

22

Darrel Mitchell, 2006

Xavier Whipple, 2002-03-04-05

Maurice Carter, 1996-97-98-99

Clarence Ceasar, 1992-93-94-95

Shawn Griggs, 1991

Russell Grant, 1988-89

Greg Perkins, 1983

J. Brian Bergeron, 1979-80-81

Kenny Higgs, 1975-76-77-78

Wade Evans, 1973-74

Ray Lewis, 1960

Wayne Monson, 1958

Troy Rushing, 1956-57

Jim McNeily, 1954-55

Gene Murphy, 1949-50

Vernon McMorris, 1944

INTRO

100 YEARS

THIS IS LSU

TIGERS

COACHES

REVIEW

PREVIEW

RECORDS

HISTORY

LSU

MEDIA

INTRO

100 YEARS

THIS IS LSU

TIGERS

COACHES

REVIEW

PREVIEW

RECORDS

HISTORY

LSU

MEDIA

23

Pete Maravich, 1968-69-70

Note: Pete Maravich's number retired in 1970

Tom Collins, 1958

Charlie Seitz, 1957

Don Sebastien, 1954-56

Joe Ozburn, 1949-51

Jim McLeod, 1943

George Haynie, 1941

Felix Buchanon, 1938

Ray Giacomina, 1936-37

Sparky Wade, 1935

24

Terrence Simmons, 1997

Paul Johnson, 1993

Vernel Singleton, 1989-90-91-92

John Williams, 1985-86

Leonard Mitchell, 1981-82-83-84

Len Breda, 1977-78

Brent Boyd, 1976

Dennis Wolff, 1974-75

Jeff Taylor, 1972-73

Gary Simpson, 1971

Richard Hickman, 1968-69-70

Brad Brian, 1967

Buddy Shirley, 1966

Pat Chase, 1965

Sam Chase, 1962-63-64

Mahon Edmondson, 1961

Phil Raisor, 1960

Bobby Yates, 1949

Keith Sims, 1945

Dave Madison, 1942

Conley Hathorn, 1936-37-38

Ben Journeay, 1935

25

Ross Chouest, 2002

Louis Earl, 1997-98

Brandon Titus, 1993-94

Paul Marshall, 1992

Danny Moscovitz, 1991

Chris Carrier, 1986

Joe Costello, 1979-80-81-82

Randy Coppens, 1975-76-77

Dawn Tonkovich, 1972-73-74

John Brantley, 1971

John Carr, 1970

Rusty Bergman, 1968-69

Kenny Drost, 1965-66

Bob Fetter, 1961-62-63-64

Dick Davies, 1959-60

Dick Thompson, 1949-50-51

James McLeod, 1942

Wendell Wells, 1937

26

Talmadge Bozeman, 1940

Glenn Delafield, 1938

27

Elliot Gremillion, 1944

Raymond Bass, 1942

Tommy Thompson, 1940

Woodie Doshier, 1939

Nolan Miller, 1935, 1936

28

Glavis Edwards, 1946

Ed Lester, 1945

LeGrand Sloane, 1943

Felix Buchanon, 1940

Dick Burge, 1939

Jack Bushman, 1938

29

Edgar "Bud" Turnely, 1944

John Chaney, 1941-43

Howard Jackson, 1937

Audley MacDonald, 1936

Jack Harris 1935

30

Alex Farrer, 2006-07-08

Brandon Bass, 2004-05

Chico Potts, 1998

Stephen Usery, 1989

Bernard Woodside, 1986-87-88

Theron Cojoe, 1983-84

Brian Kistler, 1981-82

Frank Lifetree, 1977-78

Michael Brown, 1976

John Enguist, 1973-74

Tommy Hess, 1970-71-72

Rick Lupcho, 1968-69

Buddy Shirley, 1967

Scott Eowling, 1966

Judd Cramer, 1964

George Nattin, 1960-61-62

Wayne Monson, 1959

Wilton Dale, 1944

Dave Madison 1943

Willie Morgan, 1940-41

Arnold Bryan, 1937

Bert Trichel, 1936

Buddy Blair, 1935

31

Jermaine Williams, 1999

Oliver Brown, 1984-85-86-87

DeWayne Scales, 1978-79-80

Mark Smyth, 1977

Al "Little Apple" Sanders, 1970-71-72

Ralph Jukkola, 1967-68-69

Wayne Austin, 1965-66

Doug Piazza, 1964

Maury Drummond, 1961-62-63

Joe Borgini, 1960

Bobby Lowther, 1943

W. Shows, 1942

Frank Doughtry, 1938

32

Quintin Thornton, 2008

Paul Wolfert, 2003-04-05

Willie Anderson, 1998-99

Nick Shepherd, 1996-97

Harold Boudreaux, 1990-91-92

Paulo Simoes, 1987-88

Damon Vance, 1984-85

Howard Carter, 1980-81-82-83

Ernest Brown, 1979

Gary Huffman, 1975-76

Mickey Heard, 1974

Terry Smith, 1966

Randy Geyer, 1964-65

Ray Lewis, 1962

Lynn Moon, 1959

Charley Robert, 1953

Bobby Boggess, 1949-50-51

Dick Merrel, 1948

Clyde Lndsey, 1946

Hear Miller, 1944

William Walters, 1943

Sid Auger, 1936

33

Marqus LeDoux, 1999

Glover Jackson, 1994

Shaquille O'Neal, 1990-91-92

Ricky Blanton, 1985-86-87-88-89

Steffond Johnson, 1982-83-84

Walter Campbell, 1978-79

John Breathwit, 1976-77

Mike Darnall, 1974-75

Steve Chidley, 1972

Jere Shockey, 1971

Jeff Tribett, 1968-69-70

Kenny Drost, 1967

Brad Brian, 1965-66

Steve Cram, 1964

Ellis Cooper, 1961-63

Butch Mixon, 1959

Lynn Moon, 1957-58

Bob Freshley, 1953-54

Orval Stone, 1950

Ray Bass, 1949

Dick Harris, 1944

Jack Fulkerson, 1942

Walker Cress, 1937

Lloyd Lindsey, 1935

Note: Shaquille O'Neal's number retired in Dec. 2000

34

Glen Davis, 2005

Mildon Ambres, 2003

Cedric Carter, 1998-99

Alonzo Johnson, 1995

Randy Duvall, 1990

Tyrone Black, 1980-81-82-83

John Shaper, 1971-72

Kent Johnson, 1970

Chuck Legler, 1968-69

Dave Ramsden, 1967

Harry Heroman, 1964-65-66
Dave Turk, 1963
Ray Lewis, 1960-61
Carey Guglielmo, 1958
R. R. McCain, 1957
Paul Zinser, 1954-55
Joe Dean, 1950-51
Bill Michaelis, 1949
Winson Hoover, 1944

35

Darnell Lazare, 2004-05-06-07
Rogers Washington, 1996-97-98
David Mascia, 1993
Chris Jackson, 1989-90
Jerry Reynolds, 1983-84-85
Lionel Green, 1976-77-78-79
Glenn Hansen, 1974-75
Bill Whittle, 1971-72-73
Danny Hester, 1969-70
Chuck Legler, 1967
Larry Henderson, 1965-66
Jack Belcher, 1964
Ray Hines, 1960
Carey Guglielmo, 1959
Dom Merle, 1957-58
Dick Holt, 1956
Norman Magee, 1953-54-55
Bob Meador, 1949-50-51
Jim Welch, 1937
Kernan Banker, 1936

36

Bill Bohannon, 1936

37

Doc Floyd, 1937
Buster Bryan, 1936

38

W. D. Leathers, 1935-36-37

39

Willard Beeson, 1936

40

Brian Helquist, 1999
Durand "Rudy" Macklin, 1977-78-79-80-81
Paul Kates, 1976
Carl Siener, 1972-73-74
Bob Lang, 1970
Paul Milanovich, 1968
Wayne Tipton, 1965-66
Steve Cram, 1963
Bob McLoughlin, 1962
Stan Jacobs, 1959
Bob Loftin, 1958
Bill Lee, 1954
Sonny Gregory, 1950
Jack Hall, 1949
Wendell Well, 1936

41

Ross Neltner, 2005
Collis Temple III, 1999-00-01-02-03
Duane Spencer, 1996-97
Richard Krajewski, 1989-90-91
Nikita Wilson, 1984-85-86-87
Rick Mattick, 1977-78-79-80
Collis Temple, Jr., 1972-73-74
Nelson Isley, 1971
Jere Shockey, 1969
Bob Grdley, 1968
Wayne Tipton, 1967
Pat Chase, 1966
Ronnie Register, 1965

42

Antonio Hudson, 2002-03-04-05
Bob Hall, 1997
Ben McDonald, 1987-88
Edwin Wilson, 1986
Duane DeArmond, 1977-78-79-80
Willie High, 1976
Marty Allman, 1971-72-73
Steve Shumaker, 1968
Bob Rasmussen, 1967
Hamp White, 1964-65
Jim Lindsey, 1949-50

43

Lamont Roland, 2000-01
Misha Mutavdzic, 1995-96
Geert Hammink, 1989-90-91-92-93
Jose Vargas, 1985-86-87-88
Greg Cook, 1978-79-80-81
Frank LeFevre, 1975
Ralph Loe, 1973
Bill Newton, 1970-71-72
Dave Ramsden, 1969
Randy LaMont, 1968
Pete Henry, 1966
Dick Maile, 1963-64-65
Norman Card, 1962
Allen Smith, 1960
Stan Jacobs, 1959
Bill Loftin, 1958
Ken Marten, 1956
Les Jones, 1953-54
Perrin Rittner, 1950

44

Thomas Davis, 2002-03
Jason Wilson, 2001
Adam Walton, 1995-96-97
Kirk Goehring, 1993
Wayne Sims, 1988-89-90-91
Don Redden, 1983-84-85
Andy Campbell, 1978-79-80-81
Scott Spencer, 1977
Ed LeBlanc, 1973-74-75-76
Tommy Thigpen, 1965-66-67
Norman Card, 1964
Howard Keene, 1962-63
Raymond Arthur, 1961

Joe Clune, 1960
Jim Crisco, 1957-58-59
Byron Johnson, 1949-50
Bob Meador, 1948

45

Ross Neltner, 2004
Jack Warner, 1997-98-99-00-01
Roman Rubchenko, 1993-94-95-96
Zoran Jovanovich, 1985-86
Rick Stanfel, 1983
Gus Rudolph, 1979-80
Floyd Bailey, 1975-76-77-78
John Brantley, 1972
Drew Corley, 1967-68-69
Lonnie Ziegler, 1965
Bill Wilson, 1963-65
Tom Conklin, 1961-62
Phil Raisor, 1959
Mark Freeman, 1950
Graves Holloway, 1949

50

Bob Pettit, 1952-53-54
Note: Bob Pettit's number Retired in 1954
Joe Combs, 1959

51

Shawson Johnson, 2003
Jason Wilson, 2002
Scott Bowling, 1965
Randy Geyer, 1963
John Bayley, 1961-62
Carey Guglielmo, 1960

52

Jabari Smith, 1999-00
Jeremy Comeaux, 1998
Duncan Dowling, 1963
Tommy Raborn, 1959-60
Joe Fahey, 1955-56
Benny McArdle, 1953-54
Darrell Schultz, 1951

53

Stanley Roberts, 1990
Jack Blecher, 1962-63
Bob Loftin, 1959

54

Brad Bridgewater, 1999-00-02-03
Garrick Scott, 1995-96
Norman Card, 1963
Duncan Dowling, 1962
Tom Conklin, 1961
Earl Long, 1959
Joe White, 1956
Ned Clark, 1954-55

55

Kenneth Bridges, 1953

INTRO

100 YEARS

THIS IS LSU

TIGERS

COACHES

REVIEW

PREVIEW

RECORDS

HISTORY

LSU

MEDIA

Louisiana Sports Hall of Fame

To be a member of the Louisiana Sports Writers Hall of Fame is one of the greatest honors that could be bestowed on an athlete from this state or who has performed a portion of his career in this state. Each year's class continues to add to the prestige of the growing list of Hall of Fame inductees. The Hall of Fame ceremonies are conducted each June in Natchitoches and plans are underway for a Hall of Fame building to be constructed just off the historic district of downtown Natchitoches.

A total of twelve men and women who participated in the LSU basketball program either as players or coaches have been inducted in the Hall of Fame. In 2005, LSU's Durand "Rudy" Macklin, a member of the 1981 Final Four team and the No. 1 rebounder and No. 2 scorer in LSU men's history, along with late former LSU women's head coach Sue Gunter.

The twelve LSWA Hall of Famers with their years of participation in LSU basketball in parenthesis:

Buddy Blair -- (F, 1933-35, member 1935 national champions), inducted 1981

Frank Brian -- (F, 1942-43; 1945-47, All-SEC 1943, 1946, two-time NBA All-Star), inducted in 1986

Dale Brown -- (Coach, 1972-96, 1981, 1986 NCAA Final Four; 1979, 1981, 1985, 1991 SEC Championships, all-time winningest coach at LSU, 448 wins), inducted in 1999

Joe Dean -- (F, 1949-52; TV Commentator, LSU Athletic Director, 1987-2000), inducted in 2001

Sue Gunter -- (Coach, LSU 1982-2004), inducted into Naismith Hall of Fame, Fall 2005, inducted in 2005.

Bobby Lowther -- (F, 1942-43; 1945-48, All-SEC 1946, All-American in 1946 in both basketball and track and field), inducted in 1995

Rudy Macklin -- (F, 1976-81, All-SEC 1977, '78, '80, '81, All-America 1981) Second leading scorer, first in rebounding, inducted in 2005.

Pete Maravich -- (G, 1967-70, three-time All-American, Division I all-time scorer), inducted in 1984

Bob Pettit -- (C, 1951-54, two-time All-American, 1953 Final Four member, 10-time NBA All-Star), inducted in 1973

Harry Rabenhorst -- (Coach, 1925-42, '45-57, 1935 national championships, 1953 Final Four), inducted in 1970

Malcolm "Sparky" Wade -- (G, 1932-35, member 1935 national champions, first LSU All-American), inducted 1962

Joyce Walker -- (G, 1981-84, three-time Kodak All-American), inducted in 1997



Coach Brown speaks at the 1999 LSWA Hall of Fame press conference.

Louisiana Association of Basketball Coaches

Formed in 1974, the LABC represents the colleges and universities of the state in an effort to promote basketball on all levels in Louisiana. The group celebrated its 25th anniversary in 1999 with its announcement of its Team of the Century as chosen by the head coaches of men's basketball in the state and a panel of the state's sports media.

LABC All-Louisiana Team of the Century

First Team

Pete Maravich, LSU -- 1967-70 (Player of the Century)

Bob Pettit, LSU -- 1951-54

Robert Parish, Centenary -- 1972-76

Dwight "Bo" Lamar, USL -- 1969-73

Karl Malone, Louisiana Tech -- 1982-85

Second Team

Shaquille O'Neal, LSU -- 1989-92

Joe Dumars, McNeese State -- 1981-85

Mahmoud Abdul-Rauf (Chris Jackson), LSU -- 1988-90

Willie Reed, Grambling State -- 1960-64

Calvin Natt, Northeast Louisiana -- 1975-79

Third Team

Bob Hopkins, Grambling State -- 1952-56

Andrew Toney, USL -- 1976-80

Mike Green, Louisiana Tech -- 1969-73

Bob Love, Southern -- 1961-65

Jackie Moreland, Louisiana Tech -- 1957-60

Honorable Mention

LSU Players: Durand Macklin, 1976-81; Sparky Wade, 1932-35;

Joe Dean, 1949-52; Howard Carter, 1979-83.

LABC Hall of Fame

Mahmoud Abdul-Rauf -- (G, 1988-90, played as Chris Jackson, NCAA all-time leading freshman scorer, All-American, 1989-90) -- inducted in 1998.

Frank Brian -- (F, 1942-43; 45-47, All-SEC 1943, 1946, two-time NBA All-Star), inducted in 1987.

Howard Carter -- (G, 1979-83, member 1981 Final Four team), inducted 1994

Dale Brown -- (Coach, 1972-1997, winningest coach in LSU history), inducted 2005

Joe Dean -- (F, 1949-52), LSU Athletic Director, inducted 1985

Jerry Reynolds -- (F, 1982-85, All-SEC 1984, 1985), inducted 2003

Durand "Rudy" Macklin -- (F, 1976-78; 1979-81, member 1981 Final Four team, school's all-time leading rebounder), inducted 1987.

Dick Maile -- (F, 1962-65), inducted 2005

Pete Maravich -- (G, 1967-70, three-time All-American, Division I all-time scorer), inducted in 1977.

Leonard Mitchell -- (F, 1981-84, Member 1981 Final Four Team), inducted 2000

Shaquille O'Neal -- (C, 1989-92, two-time All-American, National Player of the Year, 1991), inducted 1998.

Bob Pettit -- (C, 1951-54, two-time All-American, 1953 Final Four member, 10-time NBA All-Star), inducted in 1976, charter inductee

Harry Rabenhorst -- (Coach, 1925-42, '45-57, 1935 national champions, 1953 Final Four), inducted in 1979.

Don Redden -- (F, 1982-86, member 1986 Final Four team), inducted 1993

Roger Sigler -- (F, 1953-57, All-SEC 1956, '57), inducted 1999

Collis Temple, Jr. -- (F, 1971-74), inducted 1995

Malcolm "Sparky" Wade -- (G, 1932-35, member 1935 national champions, first LSU All-American), inducted 1977

LABC Mr. Basketball Award

Given annually by the LABC to someone who has made a significant contribution to basketball in the state of Louisiana.

Joe Dean -- inaugural recipient in 1975

Bob Pettit -- recipient in 1976

Dale Brown -- recipient in 1988

Shaquille O'Neal -- recipient in 2000, L.A. Lakers

LABC Don Landry Award

Named in honor of the founder and first president of the LABC, given to someone who has rendered distinguished service and made a significant contribution to the LABC.

Dale Brown -- inaugural recipient in 1998.

LABC Bob Pettit Award

Given to the professional player of the year from Louisiana.

Shaquille O'Neal -- recipient in 1994, 1995, Orlando Magic

Shaquille O'Neal -- recipient in 2000, 2001, 2002, 2004 L.A. Lakers

Shaquille O'Neal -- recipient in 2005, 2006, 2007 Miami Heat.

LABC Tommy Joe Eagles Memorial Award

Given to the college coach of the year in Louisiana

Dale Brown -- recipient in 1979, 1981, 1986, 1987

John Brady -- recipient in 2000, 2003, 2006

LABC Pete Maravich Memorial Award

Given to the college player of the year in Louisiana

Durand "Rudy" Macklin -- recipient 1981

Don Redden -- recipient 1986

Nikita Wilson -- recipient 1987

Chris Jackson -- recipient 1989, 1990

Shaquille O'Neal -- recipient 1991, 1992

Stromile Swift -- recipient 2000

Ronald Dupree -- recipient 2003

Brandon Bass -- recipient 2005

Glen Davis -- recipient 2006, 2007

James J. Corbett Memorial Award

Presented annual by the New Orleans Mid-Winter Sports Association to Louisiana's most outstanding athlete.

Pete Maravich -- honored in 1970

Chris Jackson -- honored in 1990

Shaquille O'Neal -- honored in 1992, 1993

LSU Athletic Hall of Fame

Listing includes just the basketball members of the Hall of Fame.

Malcolm "Sparky" Wade -- Inducted in 1937

Joe Dean -- Inducted in 1953

Bob Pettit -- Inducted in 1954

Joe Bill Adcock -- Inducted in 1978

Bobby Lowther -- Inducted in 1978

Durand "Rudy" Macklin -- Inducted in 1990

Shaquille O'Neal -- inducted in 2000



Rudy Macklin receives his Louisiana Sports Hall of Fame plaque from Louisiana Sports Writers Association President **Scooter Hobbs** at the 2005 induction ceremony.

LSU Team of the Brown Era

During the final year of Dale Brown's 25-year coaching career, fans were asked to vote for their favorite players in the 1970s, 1980s and 1990s. Of the 30-players selected, a panel of local and regional media along with past and present LSU administrators associated with the basketball program selected an all-time team by position encompassing Brown's 25-year tenure (1972-97):

FIRST TEAM

Center -- **Shaquille O'Neal** -- Lettered 1989-92; 1991, 1992 All-American

Forward -- **Durand "Rudy" Macklin** -- Lettered 1976-78; 1979-81; 1981 NCAA Final Four, 1981 All-American

Forward -- **Ricky Blanton** -- Lettered 1984-86; 1987-89; Member 1986 NCAA Final Four team.

Guard -- **Ethan Martin** -- Lettered 1977-81; Member of 1981 Final Four team; Second all-time in career assists.

Guard -- **Chris Jackson** -- Lettered 1988-90; 1989-90 All-American

SECOND TEAM

Center -- **Greg Cook** -- Lettered 1976-77; 1978-81; Member 1981 NCAA Final Four team.

Forward -- **Leonard Mitchell** -- Lettered 1980-84; Member 1981 NCAA Final Four team.

Forward -- **Don Redden** -- Lettered 1982-86; Member 1986 NCAA Final Four team.

Forward/Guard -- **Howard Carter** -- Lettered 1979-83; Third-leading scorer in school history.

Guard -- **Kenny Higgs** -- Lettered 1974-78; School's all-time leader in single game, season and career assists.

Guard -- **Derrick Taylor** -- Lettered 1981-82; 1983-86; Member 1986 NCAA Final Four team.

SEC Living Legends

Past LSU basketball players and coaches honored each year at the SEC Basketball Tournament.

1999 -- **Bob Pettit**

2000 -- **Durand Macklin**

2001 -- **Joe Dean**

2002 -- **Ricky Blanton**

2003 -- **Pete Maravich**

2004 -- **Dale Brown**

2005 -- **Bobby Lowther**

2006 -- **Collis Temple, Jr.**

2007 -- **Dick Maile**

2008 -- **Frank Brian**

- INTRO
- 100 YEARS
- THIS IS LSU
- TIGERS
- COACHES
- REVIEW
- PREVIEW
- RECORDS
- HISTORY
- LSU**
- MEDIA



Dr. John V. Lombardi

President, Louisiana State University System



Dr. John V. Lombardi is the fifth individual to serve as the President of the Louisiana State University System. As its Chief Executive Officer, Dr. Lombardi oversees 11 institutions, including five academic campuses, as well as 10 public hospitals located throughout the state. He is also a Professor of History at Louisiana State University and Agricultural and Mechanical College.

Dr. Lombardi was born in Los Angeles, California and attended Pomona College where he earned his bachelor's degree. He received his M.A. and Ph.D. degrees in history from Columbia University. He joined the faculty in the Department of History at Indiana University, where he later served as Dean of International Programs and Dean of the College of Arts and Sciences. In 1987, he became Provost and Vice President for Academic Affairs at the Johns Hopkins University. From 1990-1999, Dr. Lombardi was President of the University of Florida. Prior to his appointment as President of the LSU System, he served as Chancellor of the University of Massachusetts Amherst.

He is a Latin American historian, with a special interest in Venezuela. Dr. Lombardi is also one of the country's foremost authorities in higher education, serving as Co-Editor of The Top American Research Universities. He is the author of numerous professional publications, and along with his wife, Cathryn, co-authored a teaching atlas on Latin American History. He has taught courses in history, intercollegiate sports, and university management.

Dr. John Lombardi addresses the LSU Board of Supervisors at his introductory Board meeting on July 13, 2007.

LSU Board of Supervisors



Dr. Jack A. Andonie
Metairie
District 1



R. Blake Chatelain
Alexandria, La.
District 5



Tony Falterman
Napoleonville, La.
District 3



Dr. John George
Shreveport, La.
District 4



Hank Gowen, Jr.
Shreveport, La.
District 4



Stanley J. Jacobs
New Orleans, La.
District 1



Alvin Kimble
Baton Rouge, La.
District 6



Louis Lambert
Prairieville, La.
District 6



Laura A. Leach
Lake Charles, La.
District 7



James Moore
Monroe, La.
District 5



Ben W. Mount
Lake Charles, La.
Member at Large



Dorothy "Dottie" Reese
New Orleans, La.
District 2



James P. Roy
Chairman-Elect
Lafayette, La.
District 7



Jerry E. Shea, Jr.
Chairman
New Iberia, La.
District 3



Rod West
New Orleans, La.
District 2



Henry Barham
Shreveport, La.
Student Representative





Dr. Michael V. Martin

Chancellor, LSU



Dr. Michael V. Martin was approved as the eighth chancellor of LSU by the Board of Supervisors on June 5, 2008. Dr. Martin, formerly the president of New Mexico State University, had served at NMSU since 2004.

In his time at NMSU he was praised for his reorganization of the university's athletic department and physical plant, as well as his fundraising prowess. A 1969 graduate of Mankato State College, Dr. Martin received a Ph.D. in applied economics from the University of Minnesota in 1977 and has since worked in both academic and administrative capacities at universities such as Minnesota, Oregon State University and the University of Florida.

An agricultural economist, Dr. Martin is considered an expert on land-grant universities.

Dr. Martin became president of New Mexico State University on July 1, 2004. An academic leader dedicated to the land-grant mission of teaching, research and extension service, he was awarded the 2008 Distinguished Leadership Award by Leadership New Mexico. Dr. Martin was recognized as a strong voice for education and the agriculture industry in New Mexico. The Leadership New Mexico Distinguished Leadership Award recognizes an individual who has used his/her leadership abilities to improve the quality of life for New Mexico citizens and future generations.

Dr. Martin also was named the recipient of the Justin Smith Morrill Memorial Award in 2007. This national award, named after the author of the bill creating land-grant universities, honors and recognizes outstanding service on behalf of the land-grant mission. Only six individuals have been designated to receive this award since it was first given in 1980.

Dr. Martin established at NMSU the One University concept and called for a five-year plan titled "Living the Vision" to take the university to "the next level." He laid the groundwork for university wide extension and created the J. Paul Taylor Social Justice Symposium.

During his tenure at NMSU, the first capital campaign was established with a goal of raising \$150 million by 2010. The campaign met its goal in the first half of the seven-year fundraising plan. Dr. Martin also oversaw the establishment of a system of research clusters that revolve around five areas in which NMSU scientists and researchers have expertise: 21st century aerospace, information sciences, bioscience, southwest border issues, and natural resources.

Dr. Martin was a recognized leader in New Mexico, being named a powerbroker by the New Mexico Business Weekly in 2006. He continues to be active as a scholar and has written numerous book chapters and articles for academic journals, trade publications and the popular press. He recently has published pieces for The Chronicle of Higher Education and University Business. Named the Outstanding Alumnus of Minnesota State University Mankato in 2006, Dr. Martin

also received the NMSU Social Justice Award in 2005.

Before arriving at NMSU, he served for six years as vice president for agriculture and natural resources at the University of Florida, leading the university's Institute of Food and Agricultural Sciences with more than 3,000 employees statewide. He was elevated to senior vice president of the University of Florida shortly before being selected as NMSU's president.

Previously, he was vice president for agricultural policy and the dean of the College of Agricultural, Food and Environmental Sciences at the University of Minnesota. He began his academic career at Oregon State University as a faculty member in the Department of Agricultural and Resource Economics.

A native of Crosby, Minn., Dr. Martin completed a bachelor's degree in business and economics and a master's degree in economics at Mankato State College (Minnesota State University) in Minnesota. He received his Ph.D. in applied economics from the University of Minnesota in 1977. His areas of specialization are marketing, prices, international trade, public policy, transportation and business logistics.

Some of his philosophy is summed up in the following quote: "It is the tradition of land-grant universities to be non-traditional," written as part of a 2001 article titled "The Land-Grant University in the 21st Century," published in the Journal of Agricultural and Applied Economics. He traced the history of the land-grant movement from the mid-1800s and concluded that "the fundamental land-grant principles of accessibility, practical as well as classical education, research and discovery in the public interest, and connectedness to all the people remain powerful and profound."

He has been active in professional and community service organizations, including the Farm Foundation's Bennett Agricultural Round Table, the National Agricultural Biotechnology Council and the Florida Agricultural Resource Mobilization Foundation. He is a member of the American Economic Association, the American Agricultural Economics Association, the International Association of Agricultural Economics, the International Agricultural Trade Research Consortium, the Sigma XI Scientific Research Society and the Economic History Association.

Dr. Martin and his wife Jan have two children, both adopted from South Korea. Amanda, a graduate of the University of Wisconsin-Eau Claire, is a graphic artist in Saint Paul, Minn. Sam, with a bachelor's degree from the University of Minnesota and a master's from Sarah Lawrence College, is a genetics counselor at Beth Israel Hospital in New York City.



Dydia DeLyser

Faculty Athletics Representative

Dydia DeLyser, an associate professor in the Department of Geography and Anthropology, serves in her second year as LSU's Faculty Athletics Representative.

DeLyser, a native of Santa Monica, Calif., earned her bachelor's degree in 1992 from UCLA, and her master's and doctoral degrees from Syracuse University (in 1996 and 1998).

DeLyser arrived at LSU in August 1998 as an Instructor before becoming an assistant professor one year later. She was promoted to associate professor with tenure in August 2005.

DeLyser is a cultural-historical geographer. Her research has been both ethnographic and historical, and most of it questions how different built landscapes can help make the past meaningful in the present.

Much of her published research has focused on two different studies. One was a many-year ethnographic study of a ghost town in California (Bodie State Historic Park) where she examined how images and ideas about the American mythic West became meaningful

to the tourists who visited the town. The second was an historical study that examined a 19th century novel (Ramona) and how it changed the way people understood (and still understand) southern California's past.

Her current research concerns early women aviators and how they used their practices of flying to advance feminism in the post-suffrage era.

DeLyser teaches graduate courses in cultural geography, qualitative research, and academic and professional writing. She has also taught undergraduate courses in cultural, and urban geography, and an introductory world-regional geography course.

DeLyser is a first-generation American -- her parents were Dutch immigrants and English is her second language. She also has language abilities in Russian and Spanish.

DeLyser's hobbies include driving/riding antique cars and motorcycles. She is also a licensed pilot and co-owns a Citabria, which is a two-place aerobatic airplane.



Joe Alleva

LSU Director of Athletics



Joe Alleva officially became the Director of Athletics at LSU on July 1, 2008, after spending the last ten years in the same position at the prestigious Duke University. Under Alleva's direction, the Duke athletic department experienced unprecedented growth and success.

"Joe Alleva brings a wealth of experience and accomplishment to LSU," said President John Lombardi. "I'm confident we've found a new leader for LSU athletics who exemplifies the vision and integrity needed to lead our sports programs to new heights, a champion of student athletes who believes in the highest standards of competition both on the field and in the classroom."

At LSU, Alleva is responsible for the administration and direction of the Tiger athletic program, which has a current annual budget of approximately \$70 million, includes 20 teams and more than 400 student-athletes.

At Duke, Alleva oversaw more than 190 staff members, a \$50 million budget, 26 sports and over 600 student-athletes. Duke athletics flourished under Alleva's direction.

Alleva, 55, has built his professional career on service to student-athletes and the commitment to individual development in athletics, academics and community service. Alleva is well-respected for sustaining high standards of excellence and integrity in the athletics program, the quality of coaches he has hired, and the high level of success that was achieved across athletic programs at Duke under his leadership.

Alleva's tenure as AD at Duke propelled the university into the ranks of America's top all-around collegiate programs. The Blue Devils consistently finished high in the annual Directors' Cup standings, ranking as high as fifth in 2005. Prior to 1998-99, Alleva's first full year as director of athletics, Duke had never placed higher than 21st in the Directors' Cup standings. Since then, Duke has enjoyed seven top 20 finishes, including five in succession (2004-08).

In the 2006 National Collegiate Scouting Association Power Rankings, that combine a school's Directors' Cup finish, its athletic graduation rates and its academic ranking in U.S. News and World Report, Duke was the top-ranked Division I school in the nation. Duke also finished first in this listing in 2005 and second in 2004.

Alleva's outstanding list of accomplishments includes Duke winning more ACC and NCAA championships than in any other 10-year period in school history. Six Duke teams won national championships under Alleva's leadership and 46 Blue Devil teams recorded ACC championships, the second-highest total among ACC schools since 1997-98.

Under Alleva's commitment to education, Duke's graduation rates continued to rank among the best in the nation. Duke regularly led the ACC in Academic Honor Roll honorees as Alleva increased the financial commitment to academic support by ten-fold during his tenure as AD.

While continuing to excel in competition and in the classroom, Alleva instituted a number of innovative community service programs for Duke student-athletes to benefit the community. Duke student-athletes regularly volunteered nearly 3,000 hours in community outreach.

Fundraising under Alleva's guidance reached extensive heights during his career at Duke. Alleva and his fundraising team generated more than \$173 million in gifts and funded more than \$85 million in new facilities or renovations. Annual giving to the Iron Dukes increased 50 percent since the year 2000.

New facilities built under Alleva's supervision include the Michael W. Krzyzewski Center Dedicated to Athletic and Academic Excellence, Yoh Football Center, Sheffield Tennis Center, Schwartz-Butters Athletic Center, Ambler Tennis Stadium, Karcher-Ingram Golf Center, Rod Myers Teaching Center, the

Skandalaris Fieldhouse at Koskinen Stadium and the fieldhouse at Williams Field. Facility upgrades were made to Cameron Indoor Stadium, Wallace Wade Stadium, Jack Coombs Stadium, Koskinen Stadium, Williams Field, Murray Athletic Building, and Brooks Field at the football practice facility.

Alleva is active on the national collegiate athletics scene, having served on the Football Bowl Certification Committee. He sat on several Atlantic Coast Conference committees and served on the NCAA Division I Championships/Competition Cabinet.

Alleva majored in Finance at Lehigh University and received his bachelor's degree in 1975. While at Lehigh, Alleva was the quarterback of the football team and team captain in 1974. Alleva also played on the Lehigh baseball team. He served as a graduate assistant football coach and earned an MBA in 1976.

Alleva began his career at Duke working for the vice president of business and finance in 1976 and joined the Duke athletic department in 1980, as director of finance. He became the assistant director of athletics in 1986 and was soon promoted in 1987 to associate director, before his tenure as



Athletics Director Joe Alleva introduces new LSU men's basketball coach Trent Johnson during a press conference on April 10, 2008.

Director of Athletics in 1998.

He played a key role in Durham's community sports scene. He started Little League Baseball in Durham over 20 years ago, and also began the American Legion baseball program

Alleva is a member of the North Carolina American Legion Hall of Fame, Suffern High School Hall of Fame and the Rockland County Hall of Fame.

Alleva and his wife, Annie, have two sons, J.D. and Jeff, along with a daughter, Jenny. J.D. played baseball at Duke and was picked in the 24th-round of the 2001 Major League Baseball Amateur Draft by the Kansas City Royals and is now a professional scout for the Houston Astros. Jeff finished his baseball career at Duke in 2003 and signed a free agent contract with the Royals following his senior season. He recently graduated with his MBA from the prestigious Fuqua School of Business at Duke. Jenny, a four-year letterwinner on Duke's women's soccer team, attends law school at the University of North Carolina.



Verge Ausberry

Senior Associate AD/Operations

A former LSU football standout, Verge Ausberry joined the athletics administrative staff in August 2001 as the Associate Athletics Director for Operations. He was appointed to the position of Senior Associate Athletics Director in May 2006.

Ausberry supervises and is responsible for football scheduling. He also oversees the LSU equipment staff, the strength and conditioning staff, the Dr. Martin Broussard training room, and the video department. Ausberry also oversees the highly-successful LSU Track & Field program.

Ausberry, from New Iberia, La., played inside linebacker for the Tigers, lettering in 1986-89. He was part of two SEC championship teams, playing on teams that went to four bowl games.

Before joining the LSU athletic administration, he was very closely involved in the athletic program, first serving for almost seven years as a member of LSU's highly regarded Academic Center for Athletes.

After leaving the Academic Center, he moved in July 1999 to the Tiger Athletic Foundation staff as part of LSU's fundraising arm.

Ausberry received his Bachelor of Science degree in education in May of 1990, his Master of Education degree in administration, supervision and certification in child welfare in May of 1992 and his specialist in higher education administration in 2004. He is presently a doctoral candidate in higher education administration at LSU. He is married to the former Cheri Morial of New Orleans and they have two boys, Austin and Jaiden.



Judy Southard

Senior Associate AD/Senior Woman Administrator

Judy Southard, who had very successful careers as both head women's basketball coach and Director of Athletics, enters her eighth year at LSU having been promoted to Senior Associate Athletics Director in May 2006.

Southard came to LSU from Texas Woman's University, where she served as the school's Director of Athletics for nine years.

As LSU's Senior Woman Administrator, Southard's responsibilities include oversight of the highly successful Tiger Olympic Sports program including 17 men's and women's sports. She has direct supervision of volleyball, women's basketball, softball, men's and women's golf and men's and women's swimming and diving as well as responsibilities in monitoring the athletic department's Gender Equity and Diversity Issues Plan.

Southard is currently a member of the NCAA Division I Women's Basketball Committee and served in the important role of committee chair for the 2006-07 and 2007-08 academic years. She additionally served as a member of the SEC Executive Committee from 2004-2007.

While at Texas Woman's, Southard initiated a corporate partnership program for the athletic department and was instrumental in the addition of two sports to the department's sport offerings.

Prior to her stint at TWU, Southard served as head women's basketball coach at Marshall University in Huntington, W. Va., for 11 years, where she led the Lady Herd to five Southern Conference titles and was named Southern Conference Coach of the Year three times. Southard also served as Assistant Athletics Director/SWA at Marshall from 1983-88, including a four-month period when she was interim director of athletics.

Before going to Marshall, Southard spent three years as head coach at Tennessee-Martin and she also served for one season as an assistant coach at Tennessee. As a high school teacher from 1970-77, Southard coached both basketball and tennis.

A native of Columbia, S.C., Southard earned a bachelor's degree in physical education and health from Coker College in 1970 followed by a master's degree in physical education from Tennessee in 1978. She was a 2000 inductee into the Coker College Athletics Hall of Fame and was recognized in the fall of 2006 as an inductee in the Marshall Athletic Hall of Fame.



Mark Ewing

Senior Associate AD/Business

Mark Ewing, a 24-year employee of Louisiana State University, joined the Athletics Department in January 2001, and serves as the department's Senior Associate Athletics Director for Business.

As Associate Athletics Director for Business, Ewing has assumed responsibility for the athletic business operations including budget, travel, personnel and purchasing as well as responsibility for concession operations. He also handles financial forecasting and oversees the LSU Athletics Ticket Office.

Ewing came to athletics from LSU's Office of Budget and Planning. He served as LSU's Budget Director overseeing the development and management of the university's \$360 million operating budget.

Prior to his service at LSU, he was employed by Cajun Electric Power Cooperative where he managed accounting for the company's \$2 billion plus construction division.

Ewing, who is a native of Pointe Coupee Parish, received a bachelor's degree in finance from LSU in 1978 and a master's degree in public administration from LSU in 1995.

Ewing and his wife, Gail, have three daughters, Andrea, Arleen and Molly Sue.



Herb Vincent

Senior Associate AD/External Affairs

Herb Vincent was appointed to the position of Senior Associate Athletic Director for External Affairs in May of 2006 after serving as associate AD since August of 2002. In addition, he was LSU's sports information director for 12 years from 1988-2000.

In his present position, Vincent manages communications and serves as the primary public relations officer for the LSU Athletics Department and all its entities, including the Tiger Athletic Foundation. He also supervises the sports information office and marketing and promotions office, serves as the primary liaison with LSU Sports Properties and TAF, and serves as the department administrator for the sport of baseball.

Vincent served as the LSU sports information director from July 1988 to July 2000. He was appointed Assistant Athletics Director in November of 1989, and then was elevated to Associate AD/ Communications in 1992.

He joined LSU as assistant sports information director in February of 1988 and was promoted to the position of SID in July of that year.

Prior to his return to LSU in 2002, Vincent served as Vice President for Communications for the College Sports Southeast regional cable network, headquartered in Birmingham, Ala.

Vincent received a bachelor's degree in journalism from LSU in 1983. He worked as a student assistant in the sports information office as an undergraduate.

After graduating from LSU, Vincent spent the 1984 season as assistant public relations director for the United States Football League's New Orleans Breakers. In 1985, he was assistant public relations director for the USFL's Los Angeles Express and was promoted during the season to the public relations staff's top position.

Vincent was assistant SID and publications director at Louisiana-Lafayette for one year and served as assistant director of public relations for the Southeastern Conference office for two years prior to joining LSU in 1988.

Vincent is married to the former Jamey Cavacini of Versailles, Ky., and they have one daughter, Kennedy.

INTRO

100 YEARS

THIS IS LSU

TIGERS

COACHES

REVIEW

PREVIEW

RECORDS

HISTORY

LSU

MEDIA



Bo Bahnsen

Senior Associate AD/Compliance and Planning

Bo Bahnsen was promoted to Senior Associate AD in September 2008 overseeing compliance and future planning. Bahnsen previously served as LSU's Associate Athletics Director for Internal Relations, overseeing the ticket office and all customer service operations.

Prior to moving into that position in December of 2003, Bahnsen's primary responsibility for the previous 14 years was to serve as LSU's NCAA compliance officer.

Bahnsen served as manager of the LSU basketball team as an undergraduate at LSU. In 1982, he became the administrative assistant for the men's basketball team, where he worked for five years before moving into athletics administration as director of purchasing for two years.

In July 1987, he became administrative assistant to Athletics Director Joe Dean, overseeing the purchasing office until his promotion in 1989. In 1989, he was assigned his primary responsibility as NCAA compliance officer as assistant athletics director, and then was promoted to associate AD in 1996.

Bahnsen has been responsible for overseeing the successful implementation of LSU's Tradition Fund Program, a football-seating plan that requires contributions for the right to purchase approximately 45,000 seats in Tiger Stadium.

A native of Wharton, Texas, Bahnsen attended Wharton County Junior College for two years before transferring to LSU in 1979. He earned his Bachelor of Science degree in physical education.

Bahnsen, 49, is married to the former Karen Mayson, a former LSU golfer and current head coach of the Lady Tigers golf program. The couple has two children, Darren (19) and Devin (17).



Ronnie Haliburton

Associate AD/Athletic Facility Management

Ronnie Haliburton, who served as director of facility services in the LSU Athletics Department for three years, was promoted to Assistant Athletics Director for Athletic Facility Management in March 2007 and to Associate AD in September 2008.

Haliburton came to the athletics department in December of 2003 from LSU's facility maintenance department, where he served as manager for five years. He was responsible for the overall management of custodial operations, special events crews, stock room inventory and equipment repair.

Haliburton played as a tight end for the LSU football team from 1986-89, and was a member of two Southeastern Conference championship teams. He later played for the Denver Broncos for three years.

He first joined LSU in an administrative capacity in 1994 as resident assistant of Broussard Hall, then the school's athletic dormitory, before moving to the weight room as a student assistant strength coach.

Haliburton became a resident manager in 1996 before being named coordinator of residence life later that year. In 1998, he became Manager of Facility Maintenance at LSU.



Bo Kerin

Associate AD/Compliance

Bo Kerin joined the LSU Athletic Department as an Associate Athletic Director in charge of compliance in May 2007.

As LSU's compliance director, Kerin serves as the liaison between LSU and the NCAA and SEC offices for NCAA rules interpretations and other matters. He is also responsible for developing and coordinating educational components for staff, student-athletes, booster organizations, and entities outside the athletics department on NCAA and SEC rules and regulations.

Kerin came to LSU after a five-year stint with the NCAA from 2001-2007, where he most recently served as associate director of membership services. Kerin's primary responsibilities included oversight of the training of new staff members on the rules education program, the continuing education program for the membership services staff as well as the interpretation of NCAA legislation for Division I institutions.

Prior to his work with the NCAA, Kerin served in compliance at Mississippi State, holding the assistant director position for one year before being promoted to compliance coordinator from 1999 to 2001. He also served as an instructor in the sport administration graduate program for one semester.

Kerin graduated from the University of Tennessee in 1996 with a bachelor's degree in business administration. He followed that with a Master's degree in education from Mississippi State in 2000. Kerin is married to the former Leslie Moree of Starkville, Miss.



Eddie Nunez

Associate AD/Operations, New Projects

Eddie Nunez joined the Athletics Department in October 2003 as the Director of Game and Event Management and was promoted to Associate Athletics Director for Operations and Project Development in June of 2007.

Nunez's responsibilities include overseeing game management for all sports. He also directs the coordination, development and renovation of over \$150 million dollars in athletic facility projects including renovations of the Maravich Center and current construction of the new baseball and softball stadiums, the Tiger Gift Center and the New Basketball Practice Facility.

Nunez was the Department's coordinator in the TAF construction of the West Side addition to Tiger Stadium and the new football operations center. He also oversees the sports of men's basketball along with men's and women's tennis and represents the athletics department on various University and community committees.

Nunez came to LSU after two years as the Director of Game and Event Management at Vanderbilt. Prior to that, Nunez served as men's basketball administrative assistant at Marquette University for one year and two years as men's basketball graduate assistant and head equipment manager for coach Billy Donovan at the University of Florida. He also played two seasons on the Florida basketball team in 1997 and 1998.

The native of Miami, Fla., received his associate degree in arts and architecture from Miami-Dade Community College in 1995, his bachelor's in sports management from the University of Florida in 1998 and his masters in sports administration from Florida in 2000. He is married to the former Jane Hess.



Miriam Segar

Associate AD/Student Services

Former LSU women's basketball player Miriam Segar has been a part of the athletics administration since June of 1995 and was most recently named Associate Athletics Director for Student Services in April 2007. She had served as Assistant Athletics Director since 2004.

Segar began her administrative career at LSU as the compliance coordinator where she served for three years. Following that, in 1998, Segar was named the director of the CHAMPS/ Life Skills Program where she worked until 2001 when she became the Director of Student Services.

While working with CHAMPS/ Life Skills, Segar guided the program to the Division I Athletic Directors Program of Excellence Award in 2001.

Segar also has sport oversight of LSU's soccer and gymnastics programs.

Prior to returning to her alma mater, Segar spent one year at the SEC office as the championships assistant and the officiating assistant, assisting in the management of all SEC championships and tournaments and the coordination of women's basketball officials.

Segar, the 2006 Athletic Department Female Alumnus of the Year, was a three-year captain for the Lady Tigers basketball team and received four letters from 1990 to 1994. She earned the 1994 NCAA Post-graduate Scholarship and was a member of the 1994 NCAA All-Academic team.

Segar and her husband Jamie have four children -- Grant, Reid, Maggie and Hayes.



Brian Broussard

Assistant AD/Director of Ticket Operations

A 12-year veteran of the Athletics Department, including eight years as ticket manager, Brian Broussard was promoted to Assistant Athletics Director for Ticket Operations in July 2007.

Broussard is responsible for revenue in excess of \$40 million, which includes the management of ticket and parking sales and renewals for all sports, as well as Tradition Fund donations for football and baseball. Additionally, he assists Mark Ewing with the Tiger Gift Center and Tiger Concessions.

Broussard began at LSU in August 1996 as an assistant ticket manager responsible for men's basketball sales and the day-to-day operations of ticket office. In March 2000, he was promoted to ticket manager, becoming responsible for the ticketing in all sports.

Prior to joining the LSU staff, Broussard was the ticket manager at Northwestern State in 1996. He worked as a promotions assistant at the University of Miami in 1995 and was the gameday club manager for the New Orleans Saints in 1994.

The Gretna native earned his bachelor's degree in political science from LSU in 1993.



The Tiger Athletic Foundation (TAF) is a private, nonprofit foundation dedicated to supporting LSU and its Athletic Program. The Foundation is administered by its own board of directors, comprised of TAF donors, which meets quarterly. Officers of the corporation are elected bi-annually.

Louisiana State University has a proud athletic tradition, highlighted by scores of Southeastern Conference and NCAA championships in more than 20 men's and women's varsity sports. Thanks to generous private-sector contributions, the Tiger Athletic Foundation continues to play an integral role

in sustaining that outstanding tradition. As the central fund-raising organization in support of LSU athletics, TAF's mission is clear – to lead the university in building a comprehensively superior athletic program.

Unrestricted contributions to the Tiger Athletic Foundation benefit every athlete and team at LSU through scholarship and academic awards, as well as through the construction and maintenance of athletic facilities. These projects, large and small, chart the unmistakable course to excellence. And it is the shared vision of alumni and friends of LSU that are making them a reality.



**Maj. Gen. R. G. Richard,
USMC (Ret.)**
Chief Executive Officer

- INTRO
- 100 YEARS
- THIS IS LSU
- TIGERS
- COACHES
- REVIEW
- PREVIEW
- RECORDS
- HISTORY
- LSU**
- MEDIA

WHO IS TAF?

A donation to the Tiger Athletic Foundation assists in its programs of support for LSU Athletics.

- The TAF is made up of average Tiger fans who make donations to help fund the mission of Tiger Athletics.
- Nearly two-thirds of TAF's members have donated less than \$1,000 in their lifetime to TAF.
- Less than 1% of TAF's members have donated over \$100,000 in their lifetime to TAF.
- Approximately half of TAF's members are football season ticket holders.
- TAF's membership is 14,000 strong and growing.
- Funding scholarships for LSU's student-athletes.
- Funding the construction and renovation of facilities and the purchase of equipment to provide Tiger student-athletes with the best possible opportunity to compete at a national level.
- Funding support for facilities and programs to enhance the academic opportunities for student-athletes.
- Providing support to assure the best possible coaching and support staffs are in place to lead the LSU athletics program.

TAF Members Funded LSU Projects



\$60 Million

Westside Renovation of Tiger Stadium

The TAF renovated the westside of Tiger Stadium in order to provide 3,200 new club seats and a new press box. The new club seats provide additional revenue for the athletics program to invest in future facility projects. Opened in the fall of 2005.

\$50 Million

Eastside Expansion of Tiger Stadium

The TAF financed an eastside expansion that added over 11,000 seats to Tiger Stadium and moved it up among the five largest on-campus stadiums in America. The eastside expansion not only created 70 Tiger Den suites to the stadium, it has provided over 300,000 more fans the opportunity to see LSU football since the expansion was opened in 2000.

\$5.2 Million

Scoreboards in Tiger Stadium, Maravich Center, Outdoor Track

The TAF added to fan enjoyment in LSU's major athletics facilities by purchasing state-of-the-art video scoreboards in 1998.



\$1.2 Million

Lawton Squad Room

The TAF funded the construction of a squad meeting room attached to Tiger Stadium for use by LSU's athletics teams. Prior to the construction of the Lawton Squad Room, there was no one place in LSU's athletics complex where the entire football team could meet and view instructional and motivational video presentations. Opened in 1997.

\$15 Million

Football Operations Center

The TAF built a stand-alone Football Operations Center that opened in the fall of 2005. All facets of the Tiger football program are now under one roof. The building includes locker rooms, meeting rooms, coaches offices, video operations, a training room and strength facility.



\$3 Million

Mike the Tiger's Habitat

LSU's legendary live mascot is now in a new home, thanks to the TAF. This new habitat provides Mike with a 15,000-square foot environment with lush planting, a beautiful waterfall and a stream evolving from a rocky backdrop overflowing with plants and trees. LSU now enjoys one of the finest live tiger habitats in America. Opened in the fall of 2005.

\$12 Million

Cox Communications Academic Center for Student-Athletes

The TAF provided LSU with unquestionably the most advanced academic facility in America for its student-athletes. By renovating LSU's old Gym Armory, the TAF allowed LSU to make the emphatic statement that the academic welfare of its student-athletes is its foremost priority. Opened in 2002.



Michael Bonnette



Caroline Domecq



Bill Franques



Kent Lowe



Bill Martin



Will Stafford



Jason Feirman



Krystal Bennett



Courtney Wilburn



Steve Franz



Jake Terry



Pat Fredericks

Michael Bonnette

Associate Athletics Director/Sports Information

Michael Bonnette enters his ninth year as LSU's Sports Information Director and second as an Associate Athletic Director after being promoted to his current position in April of 2007. Bonnette was originally elevated to Sports Information Director in August of 2000 and then promoted to Assistant Athletic Director in July of 2004. As Sports Information Director, Bonnette serves as the chief contact for LSU's nationally-ranked football team as well as overseeing all publicity activities for the 20 sports sponsored by the Athletic Department.

The 38-year-old Bonnette, who served as an Associate Sports Information Director for seven years, is in his 15th year with the LSU Athletic Department.

The Lake Charles, La., native has been around the sports media relations profession his entire life as he is the son of longtime McNeese State Sports Information Director Louis Bonnette. His brother Matthew Bonnette is the Assistant Sports Information Director at Northwestern State University in Natchitoches.

Bonnette, who is a 1993 graduate of LSU, serves as the president of SIDS for the Southeastern Conference and the vice-president for SIDs for the Louisiana Sports Writers Association. He is married to the former Robin Arnaud of Opelousas, La., and the couple has three sons, Peyton (10), Grant (9) and Max (3).

Caroline Domecq

Associate SID

Caroline Domecq is in her first year as an associate SID on the LSU staff and will handle publicity for the school's nationally-ranked gymnastics program.

Domecq comes to LSU after two years as a graduate assistant on the Georgia Sports Communications staff, where she worked primarily with the gymnastics and women's tennis teams.

Domecq previously worked in the Sports Information office at LSU for three years, where she served as the primary media relations contact for the Lady Tigers tennis team and also worked closely with the men's tennis and gymnastics programs.

The New Orleans, La., native, received her bachelor's degree in mass communication from LSU in May 2006 and her master's degree in sport management from the University of Georgia in May 2008.

Bill Franques

Associate SID

Bill Franques works as the baseball program's media relations director, and he serves as managing editor of LSU's football, men's basketball and baseball GAMEDAY publications.

The LSU baseball media guide, written and edited by Franques, has twice been named best in the nation by the College Sports Information Directors of America. His baseball brochures have finished

among the top six in the nation in 11 of the past 15 seasons.

Franques is the Alex Box Stadium public address announcer, and he is the radio color analyst on LSU Sports Network broadcasts of baseball road games. In addition, he is the producer and co-host of LSU Sports Journal, a monthly television program featuring LSU sports personalities.

Franques also worked from 1997-2000 as the LSU baseball administrative assistant. His duties included coordinating team and recruiting travel, organizing fund-raising events and booster club meetings, and overseeing office operations.

Franques received a bachelor of arts degree from LSU in 1985. The Lafayette, La., native is married to the former Yvette Lemoine of Bunkie, La., and they have three children -- William Paul, Jr. (7), Benjamin Lewis (6) and Madeline Lemoine (3).

Kent Lowe

Senior Associate SID

A member of the LSU Sports Information staff since August 1988, Kent Lowe was appointed senior associate SID in August 2000. He serves as the primary media contact for the LSU men's basketball team and women's golf team.

His voice is also well known as the color analyst on softball broadcasts on the LSU Sports Radio Network and for the past 14 years has written a weekly bowling column for The (Baton Rouge) Advocate.

Lowe, 50, came to LSU from Louisiana Downs where he served as publicity director for the Bossier City, La., racetrack.

Lowe is a member of CoSIDA and its prestigious Academic All-American committee and has just finished a two-year term as president of the Louisiana Sports Writers Association. Lowe, a native of Shreveport, is a 1979 graduate from LSU-Shreveport. He earned his masters degree at LSU in 1982.

Bill Martin

Associate SID

Bill Martin enters his first year as associate SID where he will handle all publicity for the LSU women's basketball program.

He will also serve as the top media relations assistant for the Tigers' national champion football team. Martin, 25, returns to his alma mater after working as an intern in the University of Florida Sports Information office the previous five months.

Martin handled all sports information duties for the Gators' prominent men's and women's golf programs while also serving as the secondary contact for the Florida men's basketball team and working closely with football.

Prior to his stint at Florida, Martin served as a student intern in the LSU Sports Information office from August 2001 until December 2007. He handled all publicity for the swimming and diving program. Martin also served as the secondary SID for the LSU baseball team and a student assistant for the Tigers' football team from 2003-07.

Martin graduated from LSU with a bachelor of

general studies degree in December 2007. The Lake Charles, La., native is a 2001 graduate of Barbe High School.

Will Stafford

Associate SID

Will Stafford enters his first year as a member of the LSU sports information staff as he serves as associate SID in charge of the national champion men's and women's track and field programs, as well as the men's golf and women's soccer programs.

Stafford is a native of Franklinton, La., and a 2006 graduate of LSU's Manship School of Mass Communication with a Bachelor of Arts degree in journalism.

Prior to receiving a full-time position at LSU, Stafford served as a graduate assistant with the sports information staff for two years while completing a master's degree in sport management in the summer of 2008. In addition, he served as a student assistant at LSU for three years from 2003-06.

Stafford's media guides have been judged in the top five nationally on three occasions by the College Sports Information Directors of America, including the nation's fifth-ranked track and field guide in 2007, as well as the nation's third-ranked men's golf guide and fourth-ranked women's soccer guide in 2008.

Jason Feirman

Publications Director

Jason Feirman is in his eighth year as the director of LSU's athletics publications. His responsibilities include the production design of media guides, game programs, posters, schedule cards, advertising campaigns and various other projects for all 20 varsity sports. Feirman also oversees the design of outdoor signage on LSU Athletics facilities.

Feirman has coordinated 49 media guides and game programs that have finished among the top in the nation of the annual CoSIDA publications contest. In 2002-03 the LSU women's basketball media guide was named "Best in the Nation" by CoSIDA out of 112 Division I entries. In 2004-05 his men's basketball advertising campaign was awarded a Gold ADDY. In 2008, the women's basketball guide was again "Best in the Nation" and the football Gameday program was voted as "Best Cover."

Feirman, 30, received a bachelor's of arts degree from LSU in December of 2000. The Metairie, La. native, is married to the former Rachael Click, and they have a son, Cooper who was born February of 2008.

Krystal Bennett

Graphic Design Coordinator

Krystal Bennett is in her third year as graphic design coordinator for the LSU's Athletic Publications office. Her responsibilities include assisting in the design and production of all

publications for the athletics department as well as being the primary graphic designer for the Tiger Athletic Foundation.

Bennett, 24, worked as a student assistant in the LSU athletics department for two years prior to earning her bachelor's degree in graphic design in May, 2006. She has produced 12 media guides that have finished among the top in the nation of the annual CoSIDA publications contest. Her 2006 men's tennis guide was awarded "Best Cover" by CoSIDA and the book finished second in the nation. More recently, her 2008 Baseball media guide and 2008 Gymnastics guide also finished second in the nation.

She is a Houghton, La. native, and a graduate of Houghton High School.

Courtney Wilburn

Graphic Design Coordinator

Courtney Wilburn is in her first year as graphic design coordinator for the LSU's athletics publications. Her responsibilities include assisting in the design and production of all publications for the athletics department.

Wilburn, 22, worked as a student designer for the LSU Office of Public Affairs prior to earning her bachelor's degree in mass communication in May 2008.

She is a Sulphur, La., native and a graduate of Sulphur High School.

Steve Franz

Photography Coordinator

Steve Franz, LSU's staff photographer, joined the LSU athletics department in July of 1998 after being around the Tiger sports scene for years.

Prior to joining LSU athletics, the New Orleans native served as photographer for the independent Tiger Rag magazine for five years. Franz was also a photographer for United Press International covering some of the area's major political events, Presidential visits, the New Orleans Saints and the NCAA men's and women's Final Fours in New Orleans.

Franz, 37, has had his pictures published in several national magazines, including Sports Illustrated and The Sporting News. He is a 1993 graduate of LSU.

Pat Fredericks

Administrative Secretary

Sports Information Student Workers

- | | |
|-----------------|------------------|
| Ashley Bourdier | Brianne Mickles |
| Molly Clark | Elizabeth Stuart |
| Jesse Delerno | Jake Terry |
| Amanda Joseph | Chad Vignes |
| Kenli Langlois | Courtney Wimmer |
| R. J. Marse | |

Press Room and Services

The LSU Sports Information Office provides the news media with a press workroom located in the Northeast Corridor of the Center. Access to the press room is limited to those with working credentials.

A pre-game meal will be served approximately an hour before tipoff in the area across from the press room in the Northeast Corridor.

Radio Rights

One official radio network for the visiting team must be designated by the team's athletic director or media relations director. Visiting radio stations should coordinate all credential needs through Kent Lowe. Only those working on the radio broadcast will be given credentials for that area.

Radio networks wishing to broadcast should also contact Jim Hawthorne of the LSU Sports Radio Network (225-578-1882). Southeastern Conference opponents may use phone lines on a reciprocal basis. Non-conference opponents should contact Jim Hawthorne to secure phone lines. A small fee may be charged for those crews covering non-conference opponents.

Broadcasts of the LSU basketball games are produced by the LSU Sports Radio Network and distributed through rightsholder LSU Sports Properties. Any station wishing to join the network should contact Kevin May of LSU Sports Properties, (225) 578-7290.

TV Rights, Satellite Trucks

The right to televise LSU basketball games is solely that of the University and the Southeastern Conference. Permission to televise the game must be granted by the Athletic Director's Office at LSU and the Commissioner's Office of the SEC.

Telecasting entities should contact Director of Television Kevin Wagner at (225) 578-1797 for information regarding setup. Sound microphone technicians are not allowed to sit on the floor in front of the broadcast position. There is no mid-court break for television.

Any outlet using a satellite truck must request satellite truck parking and must have the truck in place at least two hours prior to tipoff. All production and uplink trucks should contact Brendan Fouracre, Director of the Maravich Center, (225) 578-8205, regarding arrival time and setup logistics.

Phone Lines

Those writers wishing personal phone lines at press row or in the press room should contact the BellSouth Office in Baton Rouge (1-800-238-5501) with LSU Sports Information as the contact.

There will be a minimum of four phone lines available for every game for writers in the press room.

Wireless Internet Access

Wireless internet access is available in the press room and on press row of the Maravich Center. For information on how to access please ask LSU Basketball SID Kent Lowe.

Photographers

LSU will follow NCAA and SEC rules regarding the media representatives photographing the game. Photographers are limited to working the designated space along the end line of the playing court. No credentials will be issued to freelance photographers, cutline writers, equipment carriers. Photographers will not be permitted to shoot from the sidelines. All photographers must remain seated on the floor in areas directly in front of fans on the baseline. Video taping from a kneeling position will not be permitted. Photo positions may be assigned by the LSU Sports Information Office prior to selected games.

Contact LSU photographer, Steve Franz at 225-578-4193, for further details.

Head Coach Trent Johnson

Coach Johnson will be available for phone and in-person interviews on most non-game weekdays during the season. Please coordinate all requests for personal interviews with coach Johnson at least one day in advance through Kent Lowe in the LSU Sports Information Office at 225-578-8226.

Coach Johnson will, based on his schedule, be available for brief comments following the practice two days prior to each game.

It is strongly suggested that those needing pre-game comments from coach Johnson join in the twice-weekly SEC teleconference beginning in January each Monday and Thursday. Contact the SEC Office for the phone number.

On the road, coach Johnson will generally not be available once the team leaves Baton Rouge.

Players

LSU players will be available after the practice two days prior to the game for the most part. Special interviews should be requested 48 hours in advance through the LSU Sports Information Office.

Phone interviews can also be requested for after practice as well. NO players will be available for interviews on the road prior to the game.

The team apartments, locker room and training room are off limits to media representatives at all times.

Postgame

LSU abides by Southeastern Conference policy regarding equal access to all members of the working media.

The LSU lockerroom is closed to all media after all games, home and road. Coach Trent Johnson will conduct his postgame news conference at home games approximately 15 minutes after the game in the L-Club Room of the Maravich Center. On the road, media members can visit with Johnson outside the lockerroom or in the home team's interview area if so requested.

Postgame player interviews are also conducted in the L-Club Room at home and outside the locker room or in an interview area where possible on the road.

Practices

Practices are closed to the media for the 2008-09 season.

Key Phone Numbers

Sports Information: (225) 578-8226
 Sports Information FAX: (225) 578-1861
 Athletic Department: (225) 334-4578
 LSU Sports Properties: (225) 578-7169
 Athletic Ticket Office: (225) 578-2184
 Radio: (225) 578-1882
 Television: (225) 578-1797

The LSU Sports Information Office is located on the fifth floor of the LSU Athletic Administration Building in the west parking lot of Tiger Stadium.

Mailing Address:

LSU Sports Information
 P.O. Box 25095
 Baton Rouge, LA 70894-5095

Overnight Mailing Address:

LSU Sports Information, Room 501
 LSU Athletic Administration Building
 North Stadium Dr. at Nicholson Dr.
 Baton Rouge, LA 70894
 Phone: (225) 578-8226

Website Credential Qualifications

The official website of LSU athletics and the official website of the visiting school will be credentialed. Also, the official online service of the national over-the-air or cable television network which owns broadcast rights to the game requested will receive credentials. Other websites will not be credentialed unless they meet specifications outlined below or are approved at the discretion of the Sports Information Director:

1. Must be a legal corporate entity which has been in business at least one full calendar year and has provided coverage of LSU for at least one year.
2. Must provide daily coverage of all athletic teams of LSU or the visiting team with its own staff of reporters, photographers and equipment.
3. Must provide coverage of all press conferences of All athletic teams at LSU or the visiting team.
5. Must be accredited by home university as working media.

NOTE: Websites that sponsor message boards, message centers or chat rooms where people are allowed to post anonymous information will not be issued credentials. If a medium has an online site and they sponsor anonymous forums, they may continue to request credentials under its traditional medium (newspaper, magazine, radio television), but will not be granted additional passes for online staff.

Credentials

All requests for working press, photo and broadcast credentials for the 2008-09 home basketball games should be made online at www.LSUsports.net/media by filling out the form for credentials. Single-game credentials must be requested no later than NOON the day before the game.

All credentials which cannot be mailed are left at the will-call media table inside the Northeast Corridor entrance of the Maravich Center.

News media covering LSU basketball on a regular basis will be issued a season parking pass. Other parking passes will be handled on a game-by-game basis. The press parking lots will be in the Track and Field House lots off Nicholson Drive.

Requests are honored from sports editors of daily newspapers and sports directors of television and radio stations. Requests from individuals not employed by a media outlet will not be considered.

Spouses, dates, non-workers and anyone under 18 years of age are not permitted in the working press area. LSU reserves the right to refuse any credential request deemed not to be in the best interest of the University.

www.LSUsports.net/media

Since 1997, the LSU Athletics Department has offered the most up-to-date and accurate information to its media outlets through the Internet. As online technology has become one of the most widely accepted and utilized media by those who cover LSU Athletics for various outlets, the goal of www.LSUsports.net's Media Center is to give those outlets more efficient means of communicating with the department.



The Trent Johnson Show

The Trent Johnson Show, presented by Capital One Bank, a weekly one-hour radio program returns for the 2008-09 season. It is designed to give Tiger fans a chance to visit both live and by phone with LSU Coach Trent Johnson.

The show will once again be hosted by "The Voice" of LSU Athletics, Jim Hawthorne and will be broadcast again this year from Walk-On's Bistreaux at the corner of Nicholson and Burbank, just off the LSU campus.

Fans have the opportunity to come out and watch the show and ask Coach Johnson questions in person. There is also a call-in segment that features questions from listeners on the LSU Sports Radio Network and in the Geaux Zone at LSUsports.net.

The first of 14 shows begins on Dec. 1 at 7 p.m. and will run through the end of the regular season.



The Trent Johnson Radio Show is broadcast from Walk-On's Bistreaux at the corner of Nicholson and Burbank, just off the LSU campus.

The History

The LSU Sports Radio Network, a division of LSU Sports Properties, brings Tiger basketball to LSU followers across the country. With two 50,000-watt clear channel affiliates and three 100,000-watt FM stations, LSU Basketball is distributed by satellite throughout the South. The LSU Sports Radio Network is anchored by a new flagship this season under the Guaranty Broadcasting wing WYPY-FM (New Country 100.7 the Tiger) in Baton Rouge. This will allow all basketball games and The Trent Johnson Show to be heard without any conflicts from either LSU football or baseball. The LSU Sports Radio Network, in its 21st year, is one of the most diverse and progressive college radio networks in the country, utilizing an in-house radio studio to originate over 140 live events in football, men's and women's basketball, baseball and softball. With FM radio station WTGE-FM (107.3 FM) and 104.9 "The X" serving as flagship stations for women's sporting events and call-in shows, LSU has moved to the forefront in publicizing its women's sports on radio. In addition to live events, network programming also includes a weekly live coach's show for football, men's and women's basketball and baseball. WDGL-FM (Eagle 98.1 FM) serves as the local flagship for football and baseball programming.

2007-08 Network Affiliates

(PROJECTED)		
CALL LETTERS	FREQUENCY	CITY
WYPY-FM	100.7	Baton Rouge
WWL-AM	870	New Orleans
KWKH-AM	1130	Shreveport
KSYL-AM	970	Alexandria
KSLO-AM	1230	Opelousas/Lafayette
KLCL-AM	1470	Lake Charles
KNOE-FM	101.9	Monroe
WBOX-FM	92.9	Bogalusa
KEUN-AM	1490	Eunice
KFNV-FM	107.1	Ferriday/Natchez
KCIL-FM	107.5	Houma
KJIN-AM	1490	Houma
KJNA-FM	102.7	Jena
KJAE-FM	93.5	Leesville
KNBB-FM	97.7	Ruston
KVPI-FM	92.5	Ville Platte
KWLT-FM	102.7	Crossett, AR
WYAB-FM	93.1	Jackson, Miss.
WFCG-FM	107.3	Tylertown, MS
KGOW-AM	1560	Houston, Texas



Jim Hawthorne
Director of Broadcasting

Hawthorne begins his 29th season of LSU basketball play-by-play and in his LSU broadcasting career has called the action from three Final Fours, 14 College World Series in baseball (including all five national championship games

LSU played in) and 13 football Bowl games, including the 2003 and 2007 National Championship games.

A 43-year play-by-play veteran with Northwestern State football, basketball and baseball, Centenary basketball, Texas League baseball and World Football League broadcasts also among his credentials. Hawthorne is married to the former Juanita Carol Thomason of Anacoco and has one son, Joseph William, two daughters, Jaime Lynn and Amanda Ruth, and three grandchildren.

Hawthorne, who has enjoyed a singing career when his broadcasting schedule allows, last year released a CD entitled "Country Memories" and authored his autobiography, "The Man Behind The Voice."



The Voice of the Tigers Jim Hawthorne, beginning his 29th year of basketball play-by-play is joined by longtime host/analyst Kevin Ford.

Kevin Ford

Broadcast Host/Analyst

Ford is in his 20th year with the LSU Sports Radio Network, hosting the network's basketball pregame, halftime and postgame shows, as well as game analyst.

While at LSU, he served as the broadcast booth statistician and pregame reporter for football broadcasts. He is in his 15th year as football host of pregame, half-time

and post-game shows.

Ford was employed in the Electronic Media Department as a student worker until his graduation. He received a Bachelor of Arts degree in broadcast journalism in December of 1991. He currently hosts the program "Louisiana Sportsman TV" which airs on Cox Sports Television.



- INTRO
- 100 YEARS
- THIS IS LSU
- TIGERS
- COACHES
- REVIEW
- PREVIEW
- RECORDS
- HISTORY
- LSU
- MEDIA

Inside LSU Basketball With Trent Johnson

Inside LSU Basketball with Trent Johnson, presented by Whitney Bank, will be the primary source for Tiger basketball news for the 2008-09 season. The "Voice of the Tigers" Jim Hawthorne will serve as host, joining LSU head coach Trent Johnson to provide detailed game highlights, in-depth analysis and profiles of the team.

The show also features a different "inside" aspect of the basketball program each week. The show will be primarily shot following the Saturday SEC game, allowing fans the most extensive up-to-date highlights of LSU games.



Inside LSU Basketball with Trent Johnson is syndicated weekly during the season throughout all major markets in the state of Louisiana by LSU Sports Properties. In addition, the show can be viewed in its entirety in the Geaux Zone of LSU's official athletic department web site, LSUsports.net.

Inside LSU Basketball debuts Dec. 7 and will continue throughout the season with the last show airing on March 8 (There will be no show on December 28 or Jan. 4). Check local listings for air times as well as the affiliates that Inside LSU Basketball with Trent Johnson can be viewed.



For the seventh year, Cox Sports Television has teamed up with LSU to be the exclusive regional cable sports network of LSU Athletics. The television package, which was signed in February of 2003, gives LSU year-round exposure on the regional sports network and will include close to 40 LSU sporting events as well as monthly magazine shows featuring LSU athletics on Cox Sports Television. CST, which can be seen in the Baton Rouge area on Cox Cable ch. 37, delivers LSU athletics to over 2 million viewers in Louisiana, Texas, Arkansas, Georgia, Florida, Mississippi and Virginia.

2008-09 Inside LSU Basketball Affiliates

Baton Rouge	WBRZ-TV (ABC) Cox Channel 4	Sunday, 10:35 pm Monday, 9:30 pm
Alexandria	KLAX-TV (ABC)	Sunday, 10:30 pm
Lafayette	Cox Channel 8	Monday, 9:30 p.m.
Lafayette	KLAF-TV (MyNet)	Sunday, 10:30 p.m.
Lake Charles	KVHP-TV (Fox)	Sunday, 10:30 p.m.
Monroe	KEJB-TV (MY43)	Tuesday, 9:30 p.m.
Morgan City	KWBJ-TV (WB)	Sunday, 9 pm
New Orleans	WGNO-TV (ABC)	Sunday, 11:30 p.m.
Shreveport	KMSS-TV (FOX)	Sunday, 10:30 p.m.
Statewide	CST	Wednesday, 6 pm
Regional	CSS	Monday, 3:30 p.m.

Network Affiliates are subject to change



Kevin Wagner
Director of Television

Kevin Wagner, LSU's Director of Television, is the executive producer/director for LSU's four major coaches' television shows featuring football coach Les Miles, men's basketball coach Trent Johnson, women's basketball coach Van

Chancellor and baseball coach Paul Mainieri. He oversees all television projects associated with the LSU Athletics Department, including the coordination of LSU's video scoreboards in Tiger Stadium, the Pete Maravich Assembly Center and Alex Box Stadium.

Wagner, 52, was promoted to Assistant AD/Television in August, 2003 after joining LSU as assistant coordinator in August of 1989. He served as Coordinator of Electronic Media/Television for eight years prior to his most recent promotion.

A 1980 graduate of LSU in broadcast journalism, Wagner was a four-year Tiger letterman in diving (1975-79), earning All-Southeastern Conference honors in 1979 on the three-meter springboard.

A native of Houston with 29 years of experience as a television producer, Wagner and his wife Karen have two daughters - Allyson and Jennifer, and four grandchildren - Kaleigh, Conner, Randy, and Tanner.



John Schiebe
Manager of Television

John Schiebe begins his 15th year as chief assistant in the television department. He came to LSU in August of 1994 from the University of Mississippi where he served as post-production supervisor in the Teleproductions Center. He was there

for one-and-a-half years.

Schiebe served as a production assistant in Educational Television Services at Oklahoma State from 1984 through 1987 before becoming a producer/director in Agricultural Communications at OSU from 1987 until 1993 when he joined Ole Miss.

A 1986 graduate of Oklahoma State, he was born in Minneapolis, Minn. and attended high school in Oxford, Miss.

Schiebe, 46, is married to the former Mollie Clements of Memphis, Tenn., and they have two children, Tom, 20, and Pat, 19.



David Landry
Television Producer

David Landry returned in 2006 to LSU as a producer within the television department after 12 years in television production in the Baton Rouge area.

Before his freelance career, Landry, a native of Baton Rouge,

served as a full-time television producer at LSU for four years (1990-1994) and was involved with production of LSU programming since 1988 when he was a student at the University.

Landry graduated from LSU in 1990 with a bachelor's degree in broadcast journalism. He married the former Kim Segura of Baton Rouge in 1991, and has two sons, Patrick, 10, and John, 9.



the exclusive marketing and multi-media rights partner of **LSU Athletics**.

LSU Sports Properties provides a single-source outlet, integrating sponsorship opportunities to deliver corporate partnership programs across all of LSU Athletics' marketing platforms for the family of loyal corporate and media partners of LSU Athletics.

On-Premise Signage

- ▶ Tiger Stadium
- ▶ Maravich Center
- ▶ Alex Box Stadium
- ▶ Olympic Sports Venues



Game Sponsorships

- ▶ Football
- ▶ Men's Basketball
- ▶ Women's Basketball
- ▶ Baseball



Hospitality

- ▶ Tickets
- ▶ Tiger One Village
- ▶ Away Game Trips
- ▶ Special Events



Media

- ▶ Radio
- ▶ Television
- ▶ Print
- ▶ Internet



Marketing Rights

- ▶ Consumer Promotions
- ▶ Event Marketing
- ▶ Logo Usage
- ▶ Official Status



TEAM LSU PARTNERS



TIGER PARTNERS



FOR MORE INFORMATION REGARDING SPONSORSHIP OPPORTUNITIES WITH LSU ATHLETICS, PLEASE CONTACT

LSU Sports Properties
P.O. Box 25095
Baton Rouge, LA 70894



Brooks Blakey
DIRECTOR OF SALES



225.578.7571
bblakey@lsu.edu