

# Table of Contents/Credits



- INTRO
- THIS IS LSU
- TIGERS
- COACHES
- REVIEW
- PREVIEW
- RECORDS
- HISTORY
- LSU
- MEDIA

## Intro

- 2 Quick Facts
- 3 2007-08 Schedule/2006-07 Results
- 4 2007-08 Rosters
- 5 Roster Breakdown
- 6 2007-08 Season Preview

## This is LSU

- 8 Player Development
- 10 Championship Basketball
- 12 Cox Communications Academic Center
- 16 Campus Life
- 19 Campus Apartments
- 20 Giving Back
- 21 Career Development/CHAMPS
- 22 City of Baton Rouge
- 23 State of Louisiana
- 24 Pete Maravich Assembly Center
- 27 Practice Facility Design
- 28 National spotlight/Gameday
- 30 Tiger Travels
- 32 Locker Room
- 33 Deumite-McKay Squad Room
- 34 Strength and Conditioning
- 36 Broussard Training Room
- 38 NCAA Final Four Legacy
- 39 1935 National Champions
- 40 All-Americans, SEC Players of the Year
- 41 First Team All-Americans
- 43 Bob Pettit
- 44 Pete Maravich
- 45 Shaquille O'Neal
- 46 Tigers in the NBA
- 49 Mike The Tiger
- 50 LSU Greats
- 52 LSU Alumni
- 54 Andonie Sports Museum
- 55 Athletic Facilities
- 56 Southeastern Conference
- 57 Tiger Girls/Cheerleaders

## The Tigers

- 58 Alex Farrer
- 59 Chris Johnson
- 61 Terry Martin
- 63 Dameron Mason
- 65 Tasmir Mitchell
- 68 Garrett Temple
- 71 Greg Terrebonne
- 72 Garrett Green/Anthony Randolph
- 73 Bo Spencer/Marcus Thornton
- 74 Quintin Thornton
- 75 Returning Player Stats
- 76 Radio/TV Roster

## Coaches

- 77 Coaches of the SEC Era
- 78 All-Time Coaching Records
- 79 Head Coach John Brady
- 86 Associate Head Coach Butch Pierre
- 87 Assistant Coach Chad Dollar
- 88 Assistant Coach John Treloar
- 89 Jeff Clapacs/Support Staff
- 90 Training/Strength and Conditioning
- 91 Sixth Man Club

## Review

- 92 2006-07 Season Review
- 94 2006-07 Box Scores
- 99 2006-07 Season Statistics
- 100 2006-07 Scoreboard
- 101 2006-07 Superlatives
- 102 2006-07 Game-by-Game Statistics
- 103 Sr. Farewell/2006-07 Starting Lineups
- 104 SEC Review
- 105 SEC Postseason Honors
- 106 SEC Team Statistics
- 107 SEC Individual Statistics
- 108 NCAA Statistics

## Preview

- 109 EA Sports Maui Invitational
- 110 Non-Conference Opponents
- 113 SEC Office
- 114 SEC TV Schedule/LSU on TV
- 115 Alabama, Arkansas, Auburn, Florida
- 116 Georgia, Kentucky, Ole Miss, Miss. State
- 117 South Carolina, Tennessee, Vanderbilt, Series Records vs. 2007-08 SEC Opp.
- 118 Postseason Dates, Travel Plans
- 119 SEC Tournament

## Records

- 121 School Records
- 124 Maravich Center Records
- 125 Miscellaneous Records/Stat Trends
- 127 Individual Career Records
- 128 Individual Single-Season Records
- 129 Individual Single Game Leaders
- 130 Yearly Leaders
- 132 1,000-Point Club
- 135 500-Rebounds Club
- 137 Team Single-Season Records
- 138 Records by Class
- 139 Opp. Game Highs/Season Highs
- 140 60-50-40-30 Club
- 143 SEC/NCAA Statistical Leaders
- 144 SEC Tournament Records
- 145 NCAA Tournament Records
- 146 NIT Records

## History

- 147 Yearly Records/Milestones
- 148 Home-Away-Neutral
- 149 Year-by-Year Results
- 158 Series Records
- 168 Championship Teams
- 170 Record vs. Conferences
- 171 LSU in the Postseason
- 173 LSU in the AP Poll
- 177 SEC Championships
- 178 Brady Era Statistics
- 180 100-Point Games
- 181 Overtime Games
- 182 Pete Maravich Assembly Center
- 184 All-SEC Teams
- 187 Harry Rabenhorst
- 188 Dale Brown
- 189 Lettermen
- 192 LSU By The Numbers
- 194 Louisiana Awards

## LSU

- 196 President Lombardi/Board of Supervisors
- 197 Chancellor O'Keefe/Ken Carpenter
- 198 Athletics Director Skip Bertman
- 199 Athletics Administration
- 200 Championship Tradition

## Media

- 202 Media Guidelines
- 203 Credentials/Media List
- 204 LSU Sports Information
- 205 LSU Sports Properties
- 206 LSU Sports Radio Network
- 207 LSU Sports TV Network
- 208 Tiger Athletic Foundation

The 2007-2008 LSU Men's Basketball Media Guide is a production of the LSU Sports Information Office.

**EDITOR** Kent Lowe  
**LAYOUT & DESIGN** Jason Feirman, Krystal Bennett, Peter Hoang, Ashley Durand  
**COVER DESIGN** Peter Hoang

**ASSISTANT EDITORS**  
 Michael Bonnette, Bill Franques, Laurie Cannon, Brian Miller, Alex Restrepo, Melissa Reynaud

**PHOTOGRAPHY**  
 Steve Franz, Jason Feirman, Neil Brake, Jim Zeitz, Bill Feig, Musemeche Photography, Dennis Hodges, Alex Restrepo, Jim Hawthorne, NBA Photos (Andrew Berstein, Sam Forencich, Glenn James, Kim Stalknecht, Steve Waltman, Jeff Vinnick)

**PRINTING**  
 EBSCO Media - Birmingham, Ala.



### LSUsports.net

As the Official Web Site of LSU Athletics, LSUsports.net provides complete and up-to-the-minute information about all 20 of LSU's varsity athletic teams to both fans and media around the nation.



## LSU Men's Basketball Coaching Staff

NAME	POSITION	ALMA MATER	YEAR AT LSU
John Brady	Head Coach	Belhaven, '76	11th
Butch Pierre	Associate Head Coach	Mississippi State, '84	11th
Chad Dollar	Assistant Coach	Milligan, '96	1st
John Treloar	Assistant Coach	Belhaven, '79	4th
Jeff Clapacs	Director of Operations	Wooster, '07	1st

### BASKETBALL FACTS

Head Coach:	John Brady
Alma Mater/Year:	Belhaven, '76
Career Record:	273-203
Years as Head Coach:	Entering 17th year
Record at LSU:	184-126
Years at LSU:	Entering 11th year
2007 Record:	17-15; 5-11 in SEC
Associate Head Coach:	Butch Pierre
Assistant Coaches:	Chad Dollar, John Treloar
Director of Operations:	Jeff Clapacs

### UNIVERSITY FACTS

Location:	Baton Rouge, La.
Founded:	1860
Enrollment:	29,317
Nickname:	Tigers or Fighting Tigers
Colors:	Purple and Gold
Print specifications:	Purple-PMS 268, Gold-PMS 123
Mascot:	Mike VI (live Bengal tiger)
Arena:	Pete Maravich Assembly Center
Capacity:	13,215
Year Opened:	1972
All-time Record in PMAC:	414-139 (36 years)
Playing Floor:	Portable Wood
Conference:	Southeastern (West Division)
Band:	Bengal Brass Basketball Band

### UNIVERSITY ADMINISTRATION

President:	Dr. John Lombardi (Columbia, '64)
Chancellor:	Sean O'Keefe (Loyola, '77)
Faculty Representative:	Dydia DeLyser (Syracuse, '98)

### ATHLETICS DEPARTMENT

Athletics Director:	Stanley "Skip" Bertman (Miami, '61)
Sr. Assoc. AD/SWA:	Judy Southard (Coker, '70)
Sr. Assoc. AD/Operations:	Verge Ausberry (LSU, '90)
Sr. Assoc. AD/External Affairs:	Herb Vincent (LSU, '83)
Sr. Assoc. AD/Business:	Mark Ewing (LSU, '78)
Associate AD/Internal Relations:	Bo Bahnsen (LSU, '82)
Associate AD/Compliance:	Bo Kerin (Tennessee, '96)
Associate AD/Operations:	Eddie Nunez (Florida, '98)
Associate AD/Student Services:	Miriam Segar (LSU, '97)
Associate AD/Facility Services:	Ronnie Haliburton (LSU, '90)

### SPORTS INFORMATION

Associate AD/SID:	Michael Bonnette (LSU, '93)
Senior Associate SID:	Kent Lowe (LSU-Shreveport, '79)
Associate SID:	Brian Miller (Northeastern (Ma.), '96)
Associate SID:	Bill Franques (LSU, '85)
Associate SID:	Melissa Foley (LSU, '97)
Associate SID:	Laurie Cannon (Utah State, '00)
Publications Director:	Jason Feirman (LSU, '00)
Graphic Design Coordinator:	Peter Hoang (LSU, '05)
Graphic Design Coordinator:	Krystal Bennett (LSU, '06)
Photography Coordinator:	Steve Franz (LSU, '93)
Graduate Assistant:	Will Stafford, (LSU, '06)
Administrative Secretary:	Pat Fredericks

### MEDIA INFORMATION

Men's Basketball SID:	C. Kent Lowe
SID Office Phone:	225-578-8226
Lowe's Office Phone:	225-578-1864
SID Fax:	225-578-1861
Lowe's Home Phone:	225-761-1734
Lowe's Cell Phone:	225-241-4360
Lowe's E-Mail Address:	clowe@lsu.edu
LSU website:	www.LSUsports.net
Press Row Phone:	225-578-8226
SID Mailing Address:	P. O. Box 25095, Baton Rouge, LA 70894-5095
Overnight Address:	Fifth floor, Athletics Administration Building Nicholson Drive and North Stadium Drive Baton Rouge, La. 70894

### LSU SPORTS RADIO NETWORK

Director of Broadcasting:	Jim Hawthorne (Northwestern St., '67)
---------------------------	---------------------------------------

### LSU SPORTS TELEVISION NETWORK

Director of Television:	Kevin Wagner (LSU, '80)
Assistant Director:	John Schiebe (Oklahoma St., '86)
Television Producer:	Dave Landry (LSU, '90)

### LSUSPORTS.NET

Interactive Manager:	Todd Politz (LSU, '99)
----------------------	------------------------

### ATHLETICS PHONE DIRECTORY (225 AREA CODE)

Athletics Department:	578-8100
Athletics Director:	578-3600
Senior Woman Administrator:	578-1888
Student Services:	578-4100
Marketing and Promotions:	578-6629
Internal Operations:	578-6603
Business Office:	578-6783
Ticket Office:	578-2184
Men's Basketball Office:	578-8217

## 2007-08 LSU Basketball Schedule

DATE	OPPONENT	SITE	TIME
<b>Nov. 1</b>	<b>Belhaven (Exhibition)</b>	<b>Baton Rouge, La.</b>	<b>7 p.m.</b>
<b>Nov. 6</b>	<b>EA Sports/Global Sports (Exhibition)</b>	<b>Baton Rouge, La.</b>	<b>7 p.m.</b>
<b>Nov. 12</b>	<b>Southeastern Louisiana (CST)</b>	<b>Baton Rouge, La.</b>	<b>7 p.m.</b>
<b>Nov. 14</b>	<b>McNeese State (CST)</b>	<b>Baton Rouge, La.</b>	<b>7 p.m.</b>
<b>EA Sports Maui Invitational</b>			
Nov. 19	Oklahoma State (ESPN2)	Lahaina, Hawaii	4 p.m.
Nov. 20	Chaminade/Marquette (ESPNU/ESPN)	Lahaina, Hawaii	12:30/6 p.m.
Nov. 21	TBD (ESPN)	Lahaina, Hawaii	TBA
<b>Nov. 28</b>	<b>Nicholls State (CST)</b>	<b>Baton Rouge, La.</b>	<b>7 p.m.</b>
<b>Dec. 1</b>	<b>Southern University</b>	<b>Baton Rouge, La.</b>	<b>1 p.m.</b>
Dec. 6	Villanova (ESPN) (Pizza Hut Big East/SEC Invitational)	Philadelphia, Penn.	8:30 p.m.
<b>Dec. 15</b>	<b>Northwestern State</b>	<b>Baton Rouge, La.</b>	<b>7 p.m.</b>
Dec. 19	At Wichita State	Wichita, Kan.	7 p.m.
<b>Dec. 22</b>	<b>Oregon State (CST)</b>	<b>Baton Rouge, La.</b>	<b>2 p.m.</b>
<b>Dec. 29</b>	<b>Washington (FSN)</b>	<b>Baton Rouge, La.</b>	<b>2 p.m.</b>
Jan. 2	At Tulane (New Orleans Arena)	New Orleans, La.	7 p.m.
Jan. 5	At Texas A&M (ESPNU)	College Station, Texas	7 p.m.
<b>Jan. 9</b>	<b>*Mississippi State</b>	<b>Baton Rouge, La.</b>	<b>7 p.m.</b>
Jan. 12	*At Ole Miss (FSN)	Oxford, Miss.	5 p.m.
<b>Jan. 16</b>	<b>*Auburn</b>	<b>Baton Rouge, La.</b>	<b>7 p.m.</b>
Jan. 19	*Vanderbilt (LF Sports)	Nashville, Tenn.	Noon
<b>Jan. 26</b>	<b>*Arkansas (ESPN Classic)</b>	<b>Baton Rouge, La.</b>	<b>8 p.m.</b>
Jan. 30	*At Auburn	Auburn, Ala.	7 p.m.
Feb. 2	*At Alabama (LF Sports)	Tuscaloosa, Ala.	2 p.m.
<b>Feb. 9</b>	<b>*Tennessee (LF Sports)</b>	<b>Baton Rouge, La.</b>	<b>2 p.m.</b>
Feb. 13	*At Florida (LF Sports)	Gainesville, Fla.	7 p.m.
<b>Feb. 16</b>	<b>*Kentucky (LF Sports)</b>	<b>Baton Rouge, La.</b>	<b>Noon</b>
Feb. 20	*At Arkansas (LF Sports)	Fayetteville, La.	7 p.m.
<b>Feb. 23</b>	<b>*Ole Miss (FSN)</b>	<b>Baton Rouge, La.</b>	<b>5 p.m.</b>
Feb. 27	*South Carolina	Columbia, S.C.	6:30 p.m.
<b>March 2</b>	<b>*Georgia (LF Sports)</b>	<b>Baton Rouge, La.</b>	<b>1 p.m.</b>
<b>March 5</b>	<b>*Alabama (CST)</b>	<b>Baton Rouge, La.</b>	<b>7 p.m.</b>
March 8	*At Mississippi State	Starkville, Miss.	TBA
March 13-16	SEC Tournament (LF Sports, CBS)	Atlanta, Ga.	TBA

Home games in Bold \*denotes SEC Games CST = Cox Sports TV LF Sports = Lincoln Financial Sports FSN = Fox Sports Net

## 2006-07 LSU Basketball Results

DATE	OPPONENT	SCORE	PAID ATT.
Nov. 9	EA Sports (Exhibition)	W, 70-65	8,309
Nov. 15	Louisiana College (Exhibition)	W, 94-41	8,269
Nov. 17	Nicholls State	W, 96-42	9,256
Nov. 19	Louisiana-Monroe	W, 88-57	8,521
Nov. 25	Wichita State	L, 53-57	9,205
Nov. 29	McNeese State	W, 91-57	8,859
Dec. 2	At Tulane (New Orleans Arena)	W, 74-67	4,178
Dec. 5	Texas A&M	W, 64-52	12,053
Dec. 10	Texas (At Houston)	L, 75-76 (ot)	12,511
Dec. 17	At Oregon State	W, 60-53	6,724
Dec. 20	At Washington	L, 72-88	10,000
Dec. 23	Louisiana Tech	W, 68-52	8,916
<b>Hispanic College Funds Classic (Dec. 27-29, 2006)</b>			
Dec. 27	Wright State	W, 71-45	8,755
Dec. 28	Mississippi Valley State	W, 92-58	8,522
Dec. 29	Samford	W, 60-45	8,983
Jan. 6	Connecticut	W, 66-49	13,121
Jan. 9	*At Alabama	L, 61-71	15,316
Jan. 13	*Auburn	W, 65-63	9,755
Jan. 17	*Ole Miss	W, 62-55	10,229
Jan. 20	*At Arkansas	L, 52-72	19,302
Jan. 24	*Vanderbilt	L, 53-64	10,006
Jan. 28	*At Georgia	L, 54-57	10,523
Jan. 31	*Alabama	L, 70-73	11,313
Feb. 3	*At Mississippi State	L, 78-85	9,641
Feb. 6	*At Tennessee	L, 67-70	17,274
Feb. 10	*Arkansas	W, 71-67	10,835
Feb. 14	*At Ole Miss	L, 70-71	7,368
Feb. 17	*Mississippi State	L, 50-56	9,489
Feb. 20	*At Kentucky	L, 63-70	23,828
Feb. 24	*Florida	W, 66-56	12,401
Feb. 28	*At Auburn	L, 68-80	6,551
March 3	*South Carolina	W, 61-52	9,819
March 8	*Tennessee (SEC Tournament)	W, 76-67 (ot)	14,574
March 9	*Ole Miss (SEC Tournament)	W, 60-80	16,203

\*SEC Games

INTRO

THIS IS LSU

TIGERS

COACHES

REVIEW

PREVIEW

RECORDS

HISTORY

LSU

MEDIA

# 2007-08 Rosters

INTRO

THIS IS LSU

TIGERS

COACHES

REVIEW

PREVIEW

RECORDS

HISTORY

LSU

MEDIA

## ALPHABETICAL

NO.	NAME	POS.	HT.	WT.	YR.	EXP.	HOMETOWN (PREVIOUS SCHOOL)
30	Alex Farrer	G	6-5	190	So.	1L	Phoenix, Ariz./St. Mary's HS
20	Garrett Green	F	6-10	205	Fr.	HS	Woodland Hills, Calif./Taft HS
21	Chris Johnson	C	6-11	185	Jr.	2L	Montross, Va./Laurinburg (N.C.) Prep
13	Terry Martin	G	6-6	200	Jr.	1L	Monroe, La./Texas Tech
2	Dameon Mason	G/F	6-6	185	Sr.	1L	Kansas City, Mo./Marquette
1	Tasmin Mitchell	F	6-7	230	Jr.	2L	Denham Springs, La./Denham Springs HS
3	Anthony Randolph	F	6-10	190	Fr.	HS	Dallas, Texas/Woodrow Wilson HS
11	Bo Spencer	G	6-1	175	Fr.	HS	Baton Rouge, La./Glen Oaks HS
14	Garrett Temple	G	6-6	185	Jr.	2L	Baton Rouge, La./University HS
10	Greg Terrebonne	G	6-0	195	So.	1L	Galliano, La./South Lafourche HS
5	Marcus Thornton	G	6-4	190	Jr.	JC	Baton Rouge, La./Kilgore JC
32	Quintin Thornton	F	6-8	225	Jr.	JC	Orlando, Fla./Odessa College

## NUMERICAL

NO.	NAME	POS.	HT.	WT.	YR.	EXP.	HOMETOWN (PREVIOUS SCHOOL)
1	Tasmin Mitchell	F	6-7	230	Jr.	2L	Denham Springs, La./Denham Springs HS
2	Dameon Mason	G/F	6-6	185	Sr.	1L	Kansas City, Mo./Marquette
3	Anthony Randolph	F	6-10	190	Fr.	HS	Dallas, Texas/Woodrow Wilson HS
5	Marcus Thornton	G	6-4	190	Jr.	JC	Baton Rouge, La./Kilgore JC
10	Greg Terrebonne	G	6-0	195	So.	1L	Galliano, La./South Lafourche HS
11	Bo Spencer	G	6-1	175	Fr.	HS	Baton Rouge, La./Glen Oaks HS
13	Terry Martin	G	6-6	200	Jr.	1L	Monroe, La./Texas Tech
14	Garrett Temple	G	6-6	185	Jr.	2L	Baton Rouge, La./University HS
20	Garrett Green	F	6-10	205	Fr.	HS	Woodland Hills, Calif./Taft HS
21	Chris Johnson	C	6-11	185	Jr.	2L	Montross, Va./Laurinburg (N.C.) Prep
30	Alex Farrer	G	6-5	190	So.	1L	Phoenix, Ariz./St. Mary's HS
32	Quintin Thornton	F	6-8	225	Jr.	JC	Orlando, Fla./Odessa College

## PRONUNCIATION GUIDE

**Terrebonne** -- Tear-a-BONE

**Farrer** - Farr

**Treloar** - TREE-lor

Clapacs -- clay-PACKS

## COACHING STAFF

<b>HEAD COACH:</b>	John Brady	Belhaven, 1976	11th year at LSU
<b>ASSOCIATE HEAD COACH:</b>	Butch Pierre	Mississippi State, 1984	11th year at LSU
<b>ASSISTANT COACH:</b>	John Treloar	Belhaven, 1979	4th year at LSU
<b>ASSISTANT COACH:</b>	Chad Dollar	Milligan, '96	1st year at LSU
<b>DIRECTOR OF OPERATIONS:</b>	Jeff Clapacs	Wooster, '07	1st year at LSU





## Louisiana (6)

### Baton Rouge

Bo Spencer  
Garrett Temple  
Marcus Thornton

### Denham Springs

Tasmin Mitchell

### Galliano

Greg Terrebonne

### Monroe

Terry Martin



## Other States (6)

### Dallas, Texas

Anthony Randolph

### Kansas City, Missouri

Dameon Mason

### Montross, Va.

Chris Johnson

### Orlando, Fla.

Quintin Thornton

### Phoenix, Arizona

Alex Farrer

### Woodland Hills, Calif.

Garrett Green



Chris Johnson



Terry Martin

## By Height

### 6-11

Chris Johnson

### 6-10

Anthony Randolph  
Garrett Green

### 6-8

Quintin Thornton

### 6-7

Tasmin Mitchell

### 6-6

Terry Martin  
Dameon Mason  
Garrett Temple

### 6-5

Alex Farrer

### 6-4

Marcus Thornton

### 6-1

Bo Spencer

### 6-0

Greg Terrebonne

## By Class

### Seniors

Dameon Mason

### Juniors

Chris Johnson  
Terry Martin  
Tasmin Mitchell  
Garrett Temple  
Marcus Thornton  
Quintin Thornton

### Sophomore

Alex Farrer  
Greg Terrebonne

### Freshman

Anthony Randolph  
Bo Spencer  
Garrett Green

# 2007-08 Season Preview

INTRO

THIS IS LSU

TIGERS

COACHES

REVIEW

PREVIEW

RECORDS

HISTORY

LSU

MEDIA



## It's A New Day

Three exhibition games in Canada don't a successful season make.

But three games over the Labor Day weekend left players and coaches with a good feeling entering the start of the 2007-08 season.

Call it a positive vibe. Call it chemistry. Call it a new day and a new chapter in LSU basketball.

The 100th season of LSU basketball blends veterans who have experienced both highs and lows and an exciting group of newcomers who bring new dimensions to the program. Together the group forms a Tiger team that appears to be just that -- a team that wants to be the surprise team in the Southeastern Conference in 2008.

With **Tasmin Mitchell** and **Garrett Temple** firmly in the leadership roles on this team, the direction appears solid and it showed in Canada in wins over the University of Guelph, York University and the University of Toronto. LSU found its range from the three-point area, was able to run the floor, found its way through 40-minutes of zone and showed a quickness not seen in recent years.

This LSU team will not be the tallest or the biggest inside unlike the past few years, but the talent level is there to run an offense that allows for more movement on the perimeter to open up shots for the offense.

## The Canada Trip

For LSU, this was really the perfect year to go on an exhibition tour and by waiting until Labor Day weekend to go to Canada, the Tigers were able to practice with their newcomers and take them on the trip. While LSU won the games in a fairly easy fashion (92-60 over Guelph, 101-67 over York, 82-

55 over Toronto), each of the games proved to have challenges that tested the Tigers and how they would respond.

Junior college transfer **Marcus Thornton** led the Tigers on the trip, averaging 26.0 points per game as the guard hit 32-of-55 field goal attempts and more importantly 11 three-pointers in 25



- INTRO
- THIS IS LSU
- TIGERS
- COACHES
- REVIEW
- PREVIEW
- RECORDS
- HISTORY
- LSU
- MEDIA

attempts (44 percent). **Anthony Randolph** averaged 13.3 points and a team best 6.7 rebounds, while veterans **Terry Martin** (13.0 points) and **Mitchell** (11.0 points) averaged in double figures.

The Tigers as a team shot 48 percent from the floor and 36.9 percent from the international three-point arc, some 30 percentage points higher than a season ago.

LSU averaged over six blocks a game and almost eight steals a contest.

"This has been a great trip for us," said Coach **John Brady**. "We had a great week of practice. These three games have told us a lot about our team. We've been able to identify some strengths and weaknesses. It is going to put us ahead of where we normally are there is no doubt about it."

"It was a great trip for us to take," said **Mitchell**, who played both the perimeter and post positions during the three games. "Everybody has gotten to know each other and get our mind right and concentrate on basketball. I like this team. I like how we are running and passing the basketball. It's a positive thing for us."

## Mitchell Nearing Milestones



Tasmir Mitchell

Mitchell is set to join elite groups in 2007-08 as he stands just 123 points away from the 1,000 career club and 110 rebounds away from the 500-rebound club, something less than two dozen players have accomplished in LSU history. To do both in just three years lessens the number significantly.

Mitchell, who has shown his knowledge of the fundamentals of the game since his arrival from Denham Springs High School, improved his three-point shooting as a sophomore to 37.6 percent and has consistently averaged over 5.5 rebounds in his career. Look for him to continue that trend in an offense that will allow him to flow along the perimeter and move down on the block and mix it up with the big guys.

## The Temple Legacy

This will mark the 10th year that a member of the Temple family plays for the varsity men's basketball program at LSU as **Garrett Temple** enters his junior season (Temple's dad **Collis, Jr.**, played in the mid-1970s for three years and **Garrett's** brother **Collis III** played four years in the early 2000s).

Temple did not play in Canada after injuring his ankle playing for an all-star squad in China in the spring and then reinjuring the ankle in a pickup game this summer.

Temple has been working hard to rehab the ankle in preparation for the season and the Tigers will need his defensive play to be successful in 2008. He has proven to be a solid distributor of the basketball and is able to play the point or anywhere on the perimeter in LSU's offense.

## The Veterans



Dameon Mason

**Terry Martin** became eligible after serving his transfer time from Texas Tech at the end of the fall semester in 2006 and proceeded to be a big offensive factor for LSU, hitting a team-best 52 treys and averaging 10.5 points per game, the second highest average of any returnee.

**Dameon Mason** transferred from Marquette and started 14 games, while looking for his niche spot in the offense. Mason is a slasher and a fighter for the rebound and if you are looking for someone to get on the floor and pick up a loose ball, Mason can be the guy.

**Chris Johnson** has worked hard in the weight room to continue to make his presence known at LSU and in Canada he showed his talent both playing down on the block and shooting from the perimeter and there should be a spot where he can showcase his talents this year.

Also back are sophomores **Alex Farrer** and **Greg Terrebonne**. Farrer can shoot the three-ball and got some playing time at the end of last season, while Terrebonne has helped the team after walking on last season, running the scout squad and getting the team prepared for games assisting in practice drills.

## Joining The Team

**Marcus Thornton** hit 74 three-pointers as a Kilgore Junior College player last season and showed in the Canada series of games that his three-point shooting could be just what LSU needs to get its long-range perimeter game rolling again. He is another of the players that honed his skills in the Baton Rouge prep ranks and now returns home to hopefully make his mark on the LSU program.

**Randolph** is a raw freshman, but he evidenced

the skills necessary to become a good player. With the track record of development of players by the LSU coaches, the 6-10 **Randolph** figures to get plenty of playing time in a couple of different spots.

**Bo Spencer** prepped at Glen Oaks High and will certainly figure into the point guard position as LSU during his time at LSU, while **Quintin Thornton** has a body that seems with coaching to be one that can go down low and bang with the big bodies in the SEC.

California native **Garrett Green** will work on his game while apparently redshirting for the 2007-08 season.

## The Coaches



**John Brady** enters his 11th season as the head coach at LSU, bringing the program back to stability while posting six straight winning seasons. Brady, a two-time SEC Champion coach and the coach to take the Tigers to the NCAA Final Four in 2006, is joined again by associate head coach **Butch Pierre**, one of the nation's premier recruiters and recognized as one of the top assistant coaches, and video guru **John Treloar**. **Chad Dollar** joins the staff this year to help in scouting some of the future stars for the Tigers with **Jeff Clapacs** joining the program as Director of Operations.

## The Schedule

The Tigers again will have a challenging schedule that will feature the team's first appearance in the EA Sports Maui Invitational since 1996. LSU will open play against Oklahoma State in the opening round. In other non-conference, the Tigers play will also take part in the Pizza Hut Big East/SEC Invitational at the Wachovia Center in Philadelphia, playing Villanova.

LSU will host Oregon State and Washington on the Saturdays before and after Christmas in the return matchups from a year ago when LSU visited the West Coast, while the Tigers will return trips to Wichita State in December and Texas A&M prior to starting conference play in January.

In conference play, where LSU will look to right the direction after losing four conference games by three points or less, LSU will host the Western Division teams and Kentucky, Tennessee and Georgia from the Eastern Division.

# 2007-08 LSU BASKETBALL

## INDIVIDUAL DEVELOPMENT

"We are committed as a coaching staff to do everything within the rules and humanly possible to make the LSU program a special place where players come with the understanding that if they work hard both on the court and in the classroom, they will be rewarded. We will help them reach as far as they can toward their goals. There is a team framework that players sometimes have to adjust to, but that adjustment can lead them to see how important the team is for the program's success and theirs as well. Their development is important to us from improving strength, speed and conditioning to the skills that can be developed on the basketball court. It is something that this coaching staff believes in and the players who accept the responsibility and are accountable for their actions, have found time and time again that they will succeed at LSU and in life."



Head Coach John Brady



### WHAT MAKES

# LSU BASKETBALL

### THE SUCCESS THAT IT IS?

It's very simple. It is the commitment of the LSU coaching staff to player development. In the first 10 years of the John Brady era, the LSU staff has become known all over the nation as one of the leaders in player development. Those players that stay the course at LSU leave as better basketball players, better students and better individuals.

- INTRO
- THIS IS LSU
- TIGERS
- COACHES
- REVIEW
- PREVIEW
- RECORDS
- HISTORY
- LSU
- MEDIA

# THE PROGRAM

## 1

### THE PRESEASON

Once the players arrive on campus for the fall semester workouts begin that prepare the player for the demands of the daily in-season practices. This is a time for the player to improve his conditioning and his strength through a planned regiment of weight training. The players are also guided by the coaching staff and LSU's athletic training staff on the basics of nutrition planning.

There are also sessions held on the basketball court and in groups, the players are drilled on skill development and comprehension of the game by a member of the coaching staff. The drills give players a running start on the practice sessions they will take part in beginning in mid-October.

## 2

### THE SEASON

Once the season begins, weight lifting is cut back to allow a player to keep all the benefits of training gained in the preseason. Practice involves both individual and team practices with coaches working with individual players before and after practices, usually concentrating on shooting, footwork, offensive breakdown and special situation drills, while team practices allow LSU players the chance to learn to work together with the entire squad in preparation for upcoming games. There are also ample opportunities for coaches and players individually and collectively to gather to watch video tape of practice and games to show players the good things they have done and the mistakes they've made to help them improve.

## 3

### THE POSTSEASON

Postseason workouts begin approximately two weeks following the conclusion of the season and continue until the end of the spring semester. Again, coaches will evaluate the areas in need of improvement and plan to address those needs. LSU players will also again work on a regular basis with the strength and conditioning staff for a specialized program designed for each player.

## 4

### THE SUMMER

Even in the summer, the weight and conditioning program continues with an emphasis on improving speed, strength and conditioning. The team, with many of the new players beginning to take summer school classes, will usually gather to play pick-up games which also involve former Tigers most afternoons and evenings.



John Brady's simple formula for success is based on these three words he emphasized during his opening press conference as head coach in March 1997:

**RESPONSIBILITY + ACCOUNTABILITY =  
SUCCESS**

Brady's success is based not only on his ability to coach, but also the ability of the combined coaching staff to develop the individual as both a student and an athlete. Players are given the opportunity to succeed on the court, in the classroom and in life.



## AT THE NEXT LEVEL

The LSU coaching staff has shown the ability to develop players into elite athletes who have moved to the professional ranks ... A few examples ...

- |  |   |
|--|---|
| <p><b>Stromile Swift</b> (SEC Player of the Year, 2000)<br/>Entering eighth season in the NBA</p> <p><b>Ronald Dupree</b> (All-SEC, 2003)<br/>Entering fifth season in the NBA</p> | <p><b>Brandon Bass</b> (SEC Freshman of the Year, 2004, Player of the Year, 2005)<br/>Entering third season in the NBA</p> <p><b>Tyrus Thomas</b> (SEC Freshman of the Year, 2006)<br/>Entering second season in the NBA</p> <p><b>Glen Davis</b> (SEC Player of the Year, 2006)<br/>Entering first season in the NBA</p> |
|--|---|



# CHAMPIONSHIP BASKETBALL



# CHAMPIONSHIP BASKETBALL


## National Award Winners



**1991**  
**Shaquille O'Neal**  
 National Player of the Year



**1981**  
**Dale Brown**  
 National Coach of the Year




**1969 • 1970**  
**Pete Maravich**  
 National Player of the Year

## Naismith Memorial Basketball Hall of Fame



**1951-54**  
**Bob Pettit**  
 Inducted 1971



**1967-70**  
**Pete Maravich**  
 Inducted 1987

**56**  
 First-Team All-SEC Selections

**54**  
 Academic All-SEC Honors

**10**  
 SEC Player of the Year Honors

**8**  
 First-Team All-Americans

**23**  
 Postseason Appearances

**4**  
 NCAA Final Four Appearances

**1**  
 NIT Final Four Appearance

**1**  
 National Title

**9**  
 Southeastern Conference Championships

**12**  
 NBA First-Round Draft Picks

**1**  
 NBA No. 1 Pick

**2**  
 NBA No. 2 Picks

**2**  
 NBA No. 3 Picks

**3**  
 Members of NBA at 50 Team

**2**  
 College National Players of the Year



# Academic SUCCESS

**CRITICAL TO THE DEVELOPMENT OF AN ATHLETE AS A STUDENT IS AN ADEQUATE ACADEMIC FACILITY AND CAPABLE STAFF TO FURTHER THE ATHLETE'S PROGRESS.** The Cox Communications Academic Center for Student-Athletes is responsible for overseeing the educational development and progress toward graduation for all student-athletes. The staff acts as a liaison between the student-athlete and the academic communities and insures that student-athletes comply with academic rules established by the University, NCAA and Southeastern Conference. The staff also coordinates academic programs designed to assist student-athletes in acquiring a quality education.

## The Goal

For each student-athlete to reach and receive the highest-quality education and degree.

## The Responsibility

To oversee the educational development and progress toward graduation for all student-athletes.


- > Tutoring
- > Career Counseling and Development
- > Time Management
- > Study Skills
- > Ensure that student-athletes comply with academic rules established by the University, NCAA and SEC





# Basketball Graduates

LSU's graduates under John Brady



Darnell Lazare

**Reggie Tucker**  
Aug. 1999  
Kinesiology

**Willie Anderson**  
Dec. 1999  
Kinesiology

**Jack Warner**  
Dec. 2000  
Mass Communications

**Brian Beshara**  
July 2001  
Business-Finance

**Collis Temple III**  
July 2001  
General Business

**Brandon Landry**  
Dec. 2001  
Kinesiology

**Brad Bridgewater**  
July 2002  
General Studies

**Jermaine Williams**  
July 2002  
Sociology

**Collis Temple III**  
Dec. 2002  
Masters Sports  
Management

**Pete Bozek**  
Dec. 2002  
Kinesiology

**Jason Wilson**  
May 2003  
General Studies

**Brian Greene**  
Dec. 2003  
Biological Sciences

**Charlie Thompson**  
May 2004  
General Studies

**Paul Wolfert**  
May 2005  
Finance

**Louis Earl**  
July 2005  
General Studies

**Xavier Whipple**  
July 2005  
General Studies

**Darrel Mitchell**  
May 2006  
General Studies

**Darnell Lazare**  
August 2007  
Information Systems

## SEC Academic Honor Roll Under Brady

**1997-98**  
Jack Warner

**1988-99**  
Brian Beshara  
Jack Warner

**1999-00**  
Brian Beshara  
Collis Temple III  
Jeremy Comeaux  
Jack Warner

**2000-01**  
Brian Beshara  
Collis Temple III  
Brian Green  
Jack Warner

**2001-02**  
Brian Green  
Collis Temple III

**2002-03**  
Pete Bozek  
Brian Green  
Charlie Thompson

**2003-04**  
Charles Thompson  
Paul Wolfert  
Brandon Bass  
(Freshman)  
Ross Neltner  
(Freshman)

**2004-05**  
Brandon Bass  
(SEC Scholar-Athlete)

of the Year)  
Darrel Mitchell  
Ross Neltner  
Paul Wolfert  
Glen Davis (Freshman)  
David Fleshman  
Garrett Temple  
(Freshman)

**2005-06**  
Glen Davis  
David Fleshman  
Darnell Lazare  
Darrel Mitchell  
Garrett Temple

**2006-07**  
Alex Farrer  
Greg Terbonne  
(Freshman)



Darrel Mitchell

"The Academic Center for Student-Athletes is a tremendous asset to all athletes. It provides those intangibles that are necessary to achieve success in a collegiate environment. The Center provides tutors to help you understand your course material, academic coaches who teach you organizational skills, and time management seminars to enhance the skills needed in this society."

- Shaquille O'Neal

FORMER LSU BASKETBALL, ALL-AMERICAN, 1989-92

## Academic Staff



**Tomas Jimenez**  
Executive Director



**John Allen**  
Associate Director



**Dr. Mary Boudreaux**  
Associate Director



**Tim Boyle**  
Associate Director



**Jason Fountain**  
Associate Director



**Derek Cowherd**  
Assistant Director



**Jean Jackson**  
Administrative Assistant



**Jade Jenkins**  
Assistant Director - CHAMPS



**Dr. Tommy Karam**  
Director - Communications Lab



**Mike Mallet**  
Director - CHAMPS



**Tommy Powell**  
Director of Academic



**Kristin Price**  
Learning Specialist



**Jennifer Timmer**  
Learning Specialist



**Carole Walker**  
Associate Director



### **Bo Campbell Auditorium**

The 1,000-seat auditorium is used through the year as a classroom and lecture hall. Each seat in the auditorium has space for a laptop and a modem hookup, providing each student unlimited learning opportunities. The auditorium also contains a movie theatre size screen to aid professors with lectures and classroom activities.

## **COX COMMUNICATIONS**

# **Academic Center FOR STUDENT-ATHLETES**

### **Study Area**

Included in the 54,000 square feet of the Academic Center are individual study areas as well as 14 private computer rooms for student-athletes to work one-on-one with tutors or by themselves.






## The Library

The library provides a perfect setting for individual study, or with a tutor as a group.

## Computer Stations

Throughout the Academic Center are 300 computer stations, providing student-athletes with a quiet working environment for research, writing and studying.




A \$15 million renovation to the Gym Armory in 2002 not only made it among the nation's premier academic centers, but put it at the forefront. Improvements to the existing center give LSU student-athletes the best opportunity for success by providing access to the latest technology, as well as an array of expanded services.

## Amenities

- ▶ 54,000 square feet of working space
- ▶ 300 computer workstations
- ▶ 14 private computer rooms in a state-of-the-art computer lab
- ▶ Additional study rooms and classrooms for private or group study
- ▶ Electronic scheduling of tutoring sessions
- ▶ A 1,000-seat auditorium for classes and lectures

# Campus Life



LSU's Memorial Tower (main photo) was one of the first structures completed on the present campus and sits east of the quadrangle (inset). It represents the University as a memorial to those who gave their lives during World War I. Although it currently houses the LSU Anglo-American Art Museum, plans are in process to return Memorial Tower to a military museum as originally intended.

# Campus LIFE



Location: Baton Rouge, La.  
Founded: January 2, 1860  
Enrollment: 29,317  
President: Dr. William Jenkins  
Major Fields for Bachelor's Degrees: 72  
Major Fields for Master's Degrees: 72  
Major Fields for Doctoral Degrees: 54

Louisiana State University and Agricultural & Mechanical College has, throughout its 144-year history, served the people of Louisiana, the region, the nation, and the world. LSU is creating a revolution, one of pervasive change and advancement. For the past five years, the focus of the LSU community has been an increased commitment to excellence. Our progress has been dramatic and shows no sign of stopping.

Having witnessed many of yesterday's possibilities become today's tangible realities, the LSU community set forth to capitalize on its success. The goal was to improve our standing as a nationally competitive flagship university. Following intense discussions among the LSU Board of Supervisors, campus administrators, faculty, and student leaders, the objectives required to reach this status crystallized, providing the impetus for LSU's National Flagship Agenda.



# Why LSU?

"LSU is my home. It was a place where I made my name and a place where I was able to come here and have fun. It was the best three years of my life. While you are here, have fun and become a master of time management. You need to do what you have to do to make it. Work hard. I have been blessed. Baton Rouge is the place that helped me become who I am. I will never forget this place."



**Shaquille O'Neal**  
LSU Basketball Player  
1989-92

"First and foremost it's the flagship university in Louisiana. No other school in the state comes close to LSU. We all know LSU is one of the best athletic and academic programs in the country and Collis wanted to be a part of that. We wanted him to be a part of a basketball system that stressed the same priorities such as time management, discipline, organization and winning in the classroom and on the basketball floor."



**Collis Temple Jr.**  
LSU Basketball Player  
1972-75

"Ever since I was a kid I loved LSU basketball. Coming there and playing basketball was absolutely the best situation to me."



**Collis Temple III**  
LSU Basketball Player  
2000-03

"Those were great years at LSU. They were such great years. I couldn't have asked for anything better than my four years at LSU. I received my degree in business, played the sport I loved and made so many friends."



**Bob Pettit**  
LSU Basketball Player  
1951-1954

**College of Agriculture**  
Agricultural Business (B.S.)  
Agr business Finance  
Agr business Management  
International Marketing  
Animal, Dairy, & Poultry Sciences (B.S.)  
Animal Sciences  
Dairy Foods Technology  
Dairy Production  
Poultry Sciences  
Preveterinary Medicine-Animal  
Preveterinary Medicine-Dairy  
Preveterinary Medicine-Poultry  
Science & Technology-Animal Science  
Science & Technology-Dairy Science  
Science & Technology-Poultry Science  
Environmental Management Systems (B.S.)  
Environmental Science  
Policy Analysis  
Resource Conservation  
Family, Child, & Consumer Sciences (B.S.)  
Consumer Science  
Human Services Management  
Food Science & Technology (B.S.)  
Food Business/Marketing  
Food Chemistry & Analysis  
Food Processing & Technology  
Food Safety/Applied Microbiology  
Forestry (Forest Management) (B.S.F.)  
Ecological Restoration  
Forest Products  
Forest Resource Management  
Nutritional Sciences (B.S.)  
Dietetics  
Nutritional Sciences/Premedical  
Plant & Soil Systems (B.S.)  
Agricultural Pest  
Management-Entomology  
Agricultural Pest Management-Plant  
Pathology  
Crop Management  
Horticultural Science  
Ornamentals, Olericulture, & Pomology  
Soil Science  
Turfgrass Management  
Urban Entomology  
Textiles, Apparel, & Merchandising (B.S.)  
Apparel Design  
Merchandising  
Textile Science  
Vocational Education (B.S.)  
Adult, Extension, International Education

Agricultural Education  
Business Education  
Career Development  
Home Economics Education  
Human Resource Leadership and  
Development  
Industrial Education  
Training & Development  
Wildlife & Fisheries (B.S.)  
Aquaculture  
Conservation Biology  
Fisheries  
Preveterinary Medicine-Wildlife &  
Fisheries  
Wetland Science  
Wildlife Ecology  
Wildlife Law Enforcement

**College of Art & Design**  
Architecture (B.Arch.)  
Interior Design (B.I.D.)  
Landscape Architecture (B.L.A.)  
Studio Art (B.F.A.)  
Ceramics  
Graphic Design  
Jewelry/Metalsmithing  
Painting  
Photography  
Printmaking  
Sculpture

**College of Arts & Sciences**  
Anthropology (B.A.)  
Communication Disorders (B.A.)  
Communication Studies (B.A.)  
Economics (B.A.)  
English (B.A.)  
Creative Writing  
Literature  
Secondary Education-English  
Writing & Culture  
French (B.A.)  
French & Francophone Cultural Studies  
French & Francophone Political Studies  
International Business  
International Studies  
Literary Studies  
Secondary Education-French  
General Studies (B.G.S.)  
Geography (B.A. & B.S.)  
German (B.A.)  
History (B.A.)  
Secondary Education-History  
International Studies (B.A.)

Africa & the Middle East  
Asia  
Europe  
Global Studies  
Latin America  
Russia & Central Asia  
Latin (B.A.)  
Liberal Arts (B.A.)  
African & African American Studies  
Art History  
Studio Art  
Mathematics (B.S.)  
Actuarial Science  
Applied/Discrete Mathematics  
Applied Mathematics/Communications  
Engineering  
Computer Science  
Mathematics  
Secondary Education-Mathematics  
Philosophy (B.A.)  
Religious Studies  
Political Science (B.A.)  
Psychology (B.A. & B.S.)  
Russian Area Studies (B.A.)  
Sociology (B.A.)  
Applied Sociology  
Criminology  
Rural Sociology  
Spanish (B.A.)  
Secondary Education-Spanish  
Women's & Gender Studies (B.A.) College  
of Basic Sciences  
Biochemistry (B.S.)  
Biological Sciences (B.S.)  
Marine Biology  
Secondary Education-Biology  
Chemistry (B.S.)  
Biological Chemistry  
Chemical Physics  
Chemistry  
Chemistry and a Second Discipline  
Environmental Chemistry  
Materials  
Polymers  
Preprofessional Chemistry  
Secondary Education-Chemistry  
Computer Science (B.S.)  
Geology (B.S. Geol.)  
Environmental Geology  
Geology  
Microbiology (B.S.)  
Physics (B.S.)  
Astronomy  
Medical Physics

Physics  
Physics and a Second Discipline  
Secondary Education-Physics  
**E. J. Ourso College of Business**  
Accounting (B.S.)  
Management Accounting  
Economics (B.S.)  
Empirical Economic Analysis  
Finance (B.S.)  
General Business Administration (B.S.)  
Business Administration-Prelaw  
Business & Public Administration  
Information Systems & Decision Sciences  
(B.S.)  
International Trade & Finance (B.S.)  
Empirical Economics Analysis  
Management (B.S.)  
Entrepreneurship  
Human Resource Management  
Management  
Marketing (B.S.)

**College of Education**  
Early Childhood Education: PK-3 Teacher  
Certification (B.S.)  
Elementary Grades Education (B.S.)  
Four-Year Teacher Certification, Grades  
1-6  
Holmes Certification  
Kinesiology (B.S.)  
Athletic Training  
Fitness Studies  
Health & Physical Education Teacher  
Certification  
Human Movement Science  
Sports Studies  
Secondary Education (B.S.)  
Art

**College of Engineering**  
Biological Engineering (B.S.B.E.)  
Chemical Engineering (B.S.Che.E.)  
Civil Engineering (B.S.C.E.)  
Computer Engineering (B.S.E.E.)  
Construction Management (B.S.C.M.)  
Electrical Engineering (B.S.E.E.)  
Environmental Engineering (B.S.Env.E.)  
Industrial Engineering (B.S.I.E.)  
Mechanical Engineering (B.S.M.E.)  
Petroleum Engineering (B.S.P.E.)

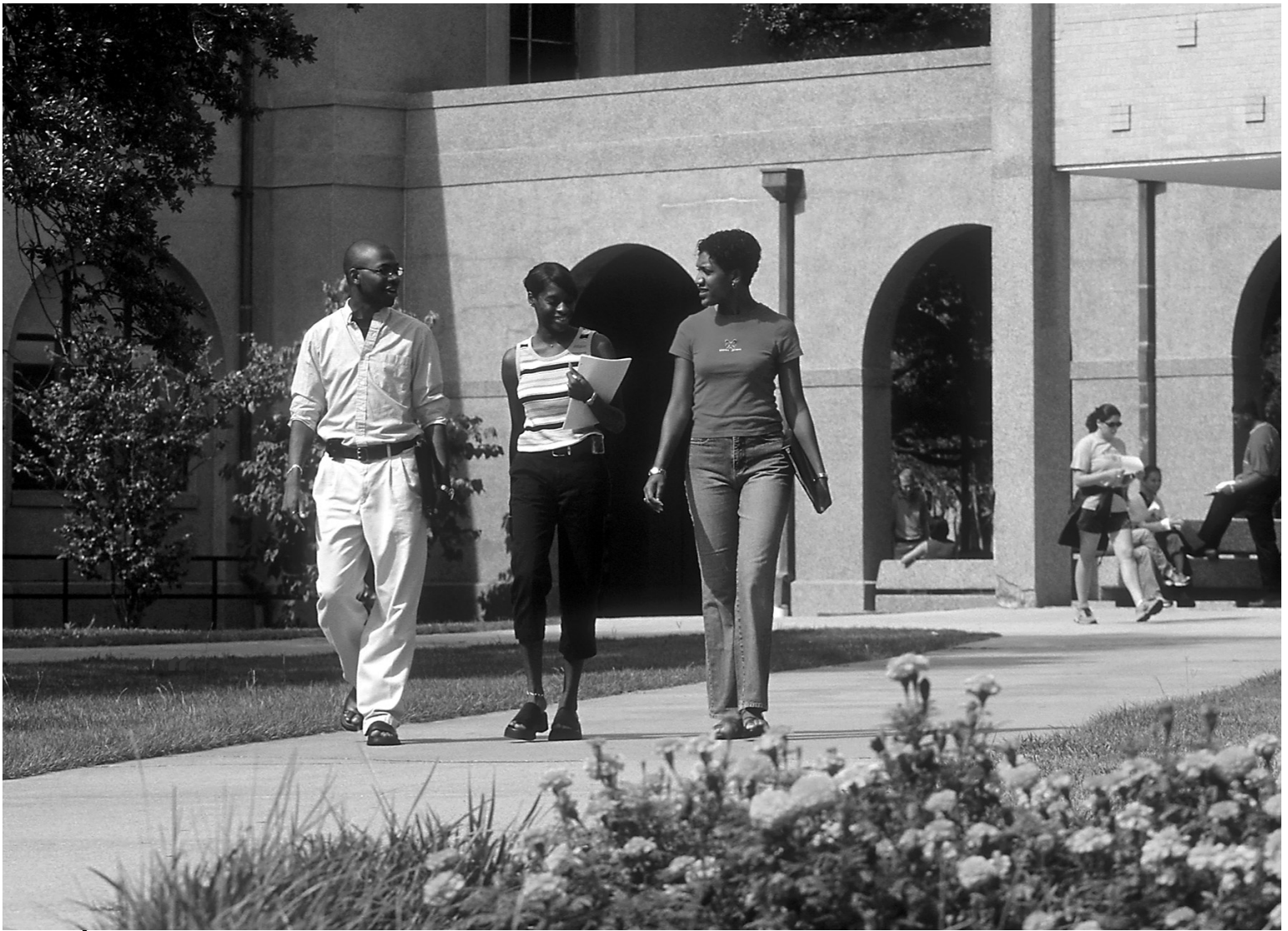
**Manship School of Mass  
Communication**  
Mass Communication (B.A.M.C.)  
Advertising  
Electronic Media  
Journalism  
Political Communication  
Public Relations

**College of Music & Dramatic Arts**  
Music (B.A.)  
Music (B.M.)  
Brass  
Composition  
Harp  
Organ  
Percussion  
Piano Pedagogy  
Piano Performance  
String  
Voice  
Woodwind  
Music Education (B.M.Ed.)  
Instrumental  
Vocal  
Theatre (B.A.)  
Arts Administration  
Design/Technology  
Literature, History, & Theory  
Performance  
Theatre Studies

**Preprofessional Programs \*** (Nondegree)  
Allied Health Programs  
Dental Hygiene  
Dental Laboratory Technology  
Ophthalmic Medical Technology  
Physician's Assistant  
Premedical Technology  
Prenursing  
Preoccupational Therapy  
Prephysical Therapy  
Rehabilitation Counseling  
Respiratory Therapy

\* The final two three years of these preprofessional programs are offered by the LSU Health Sciences Center and/or other medical schools. These are nondegree programs.





# The Most Diverse SCHOOL IN THE NATION

**Newsweek** magazine named Louisiana State University the "Most Diverse" school in the nation in the Sept. 3, 2003, issue. The enrollment consists of 24 percent minority students.

## African-American Cultural Center

The African-American Cultural Center provides a multifaceted approach to working with all students at LSU. It offers opportunities for people to learn about the contributions of African-American men and women in the areas of literature, science and the humanities. In addition, opportunities for the University community to have greater exposure to art exhibits, dance troupes, theatre, poetry readings and educational programs are provided.

Educational programs for the African-American Cultural Center are the heart of the center. The scope of these programs fall into the following four categories:

- ▶ Historical/Political
- ▶ Artistic
- ▶ Informal Student Advising
- ▶ Community Outreach





- INTRO
- THIS IS LSU
- TIGERS
- COACHES
- REVIEW
- PREVIEW
- RECORDS
- HISTORY
- LSU
- MEDIA



# Campus APARTMENTS

## The Tigers' Home Away From Home

LSU has 18 residence halls with architectural styles ranging from a Renaissance style typical of the older core of the campus to modern high-rise buildings. Above is the newest addition, the highly popular East Campus and West Campus apartments, co-ed dormitories that include furnished rooms with connecting suites and e-mail workstations in the lobby, all within a short walk from the dining hall.



### Amenities

- ▶ Dining Halls
- ▶ Weekly Housekeeping
- ▶ Cable Television
- ▶ High-Speed Internet
- ▶ Mail Service
- ▶ Card Access
- ▶ Facility Repairs
- ▶ Security
- ▶ Telephone Services
- ▶ Furnished
- ▶ Washer/Dryer
- ▶ Microwave



# Giving BACK

## Building A Playground

LSU's Men's Basketball player Garrett Temple helps other student-athletes and Miami Heat star Shaquille O'Neal renovate a playground at Polk Elementary in Baton Rouge.

## In the Community

The LSU basketball team makes an annual trip to the children's wing at Our Lady of the Lake Hospital.





- INTRO
- THIS IS LSU
- TIGERS
- COACHES
- REVIEW
- PREVIEW
- RECORDS
- HISTORY
- LSU
- MEDIA



# Career DEVELOPMENT

Being a part of the LSU men's basketball program involves more than simply playing a couple of games a week during the winter. LSU basketball provides an opportunity to achieve athletics success while also getting a head start on the most important game of all -- the game of life. The LSU men's basketball program has a longstanding internal summer jobs program that aggressively seeks opportunities to help place its players in career-developing positions within the community. Every LSU basketball player that wants to get a leg up on their future has the opportunity to work during the summer with the goal to help players earn valuable experience. LSU basketball players are expected to be extremely active in utilizing the career development resources readily available to them.

## Job Experience

Student-athletes at LSU take full advantage of their summers by developing skills in their field of study. Football players spend most of their summer participating in jobs that relate to their major, like working at ...

- ▶ Hospitals
- ▶ Physical Therapy centers
- ▶ Public Relations firms
- ▶ Building Contractors
- ▶ Restaurant Management
- ▶ Engineering firms
- ▶ Accounting offices



**Mike Mallet**  
Director for the  
CHAMPS/Life Skills program



**Jade Jenkins**  
Assistant Director for the  
CHAMPS/Life Skills program



## Shaquille O'Neal CHAMPS/Life Skills

**"Through workshops, service projects, and social events, CHAMPS brings LSU student-athletes information that will prepare them for the biggest game of all - the game of life!"**

-SHAQUILLE O'NEAL, LSU ALL-AMERICAN & 13-TIME NBA ALL-STAR

The CHAMPS (Challenging Athletes Minds for Personal Success)/Life Skills program was developed by the NCAA to help prepare student-athletes for the challenges of life beyond the playing field.

### How Can CHAMPS Help?

By focusing on "real life" skills and personal development, the CHAMPS Program not only assists the student-athletes with meeting daily challenges, but also enhances student-athlete's growth in their college years and beyond.

### CHAMPS at LSU

The CHAMPS/Life Skills program at LSU is operated out of the Academic Center for Student Athletes, and the focus of the program is on five commitments viewed as critical to personal growth.





The state capitol building of Louisiana, located in the heart of downtown Baton Rouge, is the tallest capitol building in the nation at 34 stories and overlooks the Mississippi River.

# Baton ROUGE

## Distance Chart from Baton Rouge (BASED ON 70 MPH SPEED):

Atlanta, Ga. ....7 hours	Jackson, Miss. ....2 <sup>1</sup> / <sub>2</sub> hours	New Orleans, La. ....1 hour
Biloxi, Miss. ....2 hours	Jacksonville, Fla. ....8 <sup>1</sup> / <sub>2</sub> hours	Orlando, Fla. ....10 hours
Birmingham, Ala. ....6 hours	Little Rock, Ark. ....5 hours	Pensacola, Fla. ....4 hours
Dallas, Texas ....6 <sup>1</sup> / <sub>2</sub> hours	Mobile, Ala. ....3 hours	Shreveport, La. ....4 hours
Houston, Texas ....4 hours	Monroe, La. ....2 <sup>1</sup> / <sub>2</sub> hours	


Hospitality and comfort are a Southern tradition practiced to perfection around Baton Rouge. Minutes from the city, ancient moss-draped oaks, fragrant honeysuckle, formal gardens and the finest examples of Southern architecture await. Combine this with the excitement of the mighty Mississippi River, Cajun music and a gourmet meal that is topped with freshly brewed cafe-au-lait at one of Baton Rouge's fine restaurants. So what does the future hold? Baton Rouge is now one of the fastest growing cities in the South -- a bustling Metropolis of cutting edge technology companies, high-powered law firms and forward thinking city leaders who passionately support the arts and promote the local economy. Old Man River just got an upgrade. Yes, this is one city that's rolling on the river.

### Proximity

Baton Rouge is just an hour away from the French Quarter in New Orleans and even closer to the million-acre Atchafalaya Swamp, which is called one of the biggest fishing ponds in the country.



Courtesy Baton Rouge Visitors & Conventions Bureau



The Pelican State features the hustle and bustle of downtown New Orleans. Contrast that with the finest hunting, fishing and boating opportunities in the country making Louisiana the "Sportsman's Paradise".



# Louisiana

## THE PELICAN STATE



Louisiana, one of America's most culturally and geographically diverse states, is located in the heart of the Deep South. Adjacent to the Gulf of Mexico and dotted with hundreds of lakes and bayous, Louisiana is home to all types of terrain from swamps and marshes to lush forests and gentle hills.

### ◀ Unique Culture

Louisiana is home to Mardi Gras, a two-week party that includes more than 60 parades and millions of visitors from around the world. All year long New Orleans Jazz, Creole culture, stately riverboats and some of the finest cuisine in the world is mixed into the diverse and renowned culture of Louisiana.

### Cuisine ▶

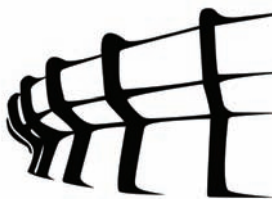
Foods like boiled crawfish, jambalaya, shrimp etouffee and gumbo make the cajun and creole cuisine of Louisiana the envy of the nation.







# MARAVICH CENTER




Just at a time when it appeared the Pete Maravich Assembly Center was past the point of being a first-class basketball building, the LSU Athletic Department stepped in and began a three-year campaign to spruce up the building that has been known since 1988 as the PMAC.

In a year when the building would also become famous worldwide as the site of the largest triage unit in history after Hurricane Katrina, the athletic department was able to finish its renovation in time for the 2005-06 season and turn the building back into a showcase for LSU men's basketball.

An interactive concourse area depicting the history of the great players who have starred for LSU in the building, additional restrooms, new seats throughout the arena along with increased court lighting has taken the building to a new level. Now, plans are on the drawing board for a new practice facility and dressing room to be built in the near future to continue the Assembly Center's appeal for players and fans for years to come.

The Maravich Assembly Center is, like the other venues LSU basketball has bounced around in through its first 99 years, unique in its own way. Before moving across from Tiger Stadium, the Tigers set up shop in the Pavilion on the old LSU campus, the Huey Long Field House Gym Armory (now the Cox Communications Academic Center) and the John M.



***“You don’t get the feel for college basketball at other places the way you do at the Deaf Dome at LSU....”***

**Dick Vitale**  
ESPN/ABC COMMENTATOR

Parker Agricultural Center. LSU and SEC fans knew the latter as the “Cow Palace” as it served as the primary home for LSU basketball for three and one-half decades.

But when the LSU Tigers commenced play in the Assembly Center in the 1971-72 season, it marked the beginning of a new era in LSU Roundball. Now, with LSU entering its 37th season in the Assembly Center, the building is about to become the longest running venue in LSU’s near century of college basketball.

The building opened as the LSU Assembly Center, but during the summer of 1988, then Louisiana Governor Buddy Roemer signed legislation changing the official name of the building to the Pete Maravich Assembly Center in honor of the LSU star who had died tragically earlier that same year.

The Maravich Center is also the home for the LSU volleyball, gymnastics and women’s basketball teams.

## The Facts

### 13,215

Seats 13,215 spectators after \$5 million renovation to concourse and seating areas.

### 11.5 Million

Original cost of building -- \$11.5 million; one of the most visible structures on campus.

### NCAAs

Site of two NCAA Regional Basketball Tournaments: 1976, 1986

### NITs

Site of five NIT events: 1982, 1983, 1987, 1989, 2002

### 2008, 2009

Future site of NCAA Women’s Basketball First and Second Rounds: 2008, 2009

### East to West

East-to-West, you can put a football field and still have almost 33 yards of space left.

### North to South

North-to-South, you can put another gridiron and have about 13 yards extra.

### 3,113,380

There are over one-fifth of a million square feet enclosed and over one-quarter of a million square feet throughout for a total of 3,113,380 cubic feet.

### 1,750

A total of 1,750 tons of air conditioning keeps the interior at year-round comfort.



- INTRO
- THIS IS LSU
- TIGERS
- COACHES
- REVIEW
- PREVIEW
- RECORDS
- HISTORY
- LSU
- MEDIA

# Pete Maravich Assembly Center

INTRO  
THIS IS LSU  
TIGERS  
COACHES  
REVIEW  
PREVIEW  
RECORDS  
HISTORY  
LSU  
MEDIA




Pete Maravich never got to play any of his college ball in the Assembly Center, but the plans for the building came while he and the Tigers were packing the "Cow Palace" from 1967-70. So like Yankee Stadium being the "House that (Babe) Ruth Built", the Assembly Center can certainly be classified as the "Palace that Pete Built."

It was officially renamed in his honor shortly after his tragic passing in 1988 and now in its fourth decade as the venue for LSU men's basketball, it is a building full of memories and magical moments. Some are distant, some seem like yesterday. From Dale Brown's first win against national-runnerup Memphis State, to wins over No. 1 Kentucky and top-ranked Arizona. From improbable NCAA Tournament wins over Purdue and Memphis to the present streak of 17 consecutive SEC home wins in the building dating back to March 2004. Plus think of all the great LSU stars and for that matter, the great stars of college basketball of the 70s to today who played, first on the tartan and then on the portable wood floor of the Assembly Center.

In this decade, the good times returned to the Maravich Center. In 2000, as the Tigers drove for the SEC Championships, the atmosphere was again at its height. In 2003, LSU gave everyone a special Christmas present, knocking off the No. 1 ranked Arizona team sending fans flooding onto the floor to celebrate.

More recently, the Tigers have won two SEC Western Division championships (2005, 2006) and an overall league championship (2006) and the fans have continued to improve the attendance average each of the last five years. In January 2006, the LSU fans sold-out the building in the new remodeled configuration for the first time against Georgia (13,468).

This will mark the 37th season of play for the Tigers in the Assembly Center where total paid attendance has topped 5.7 million.



- INTRO
- THIS IS LSU
- TIGERS
- COACHES
- REVIEW
- PREVIEW
- RECORDS
- HISTORY
- LSU
- MEDIA

# Practice FACILITY



Artist rendering of the new Men's Basketball practice court

The Athletic Department will soon begin construction on an LSU men's and women's basketball practice facility that will be second to none. The facility will feature practice gyms along with a multipurpose gathering area for both the men's and women's basketball programs. The men's program will also gain a new dressing room area that features a meeting room and player's lounge. The practice facility will be connected to the Northwest corner of the Maravich Center and will offer easy access to the main arena playing floor and the women's basketball locker room complex.



New Men's Basketball Locker Room





The view from the network camera platform at the Maravich Center

# National SPOTLIGHT



ESPN's College Gameday showcased the LSU program during day-long broadcasts prior to the LSU-Connecticut game (January 2008).



# [ On the Tube ] LSU Basketball on National Television

- INTRO
- THIS IS LSU
- TIGERS
- COACHES
- REVIEW
- PREVIEW
- RECORDS
- HISTORY
- LSU
- MEDIA



## Media Training

Along with the success of the LSU basketball team, comes a great deal of media attention and Dr. Tommy Karam, the Director of the Communications Lab, uses his lab, located on the fourth floor of the Cox Communications Academic Center for Student-Athletes, to work with LSU student-athletes on their interactions with the media and interview skills. Karam's lab is a mock press conference setting to get the student-athletes used to handling themselves in front of both print and electronic media. He video tapes the mock interview session and reviews it with the student-athlete to help them become more comfortable in an interview setting. Karam also helps the LSU student-athletes get prepared for the NBA experience by working closely with those players on the interview process.

# CANADA - LABOR DAY WEEKEND



The Toronto Skyline

## Tiger TRAVELS



### Canada

The LSU men's basketball team took its second trip of the John Brady era outside the United States Labor Day Weekend when the Tigers took part in a three-game exhibition series in the Toronto, Canada, area.

The Tigers chose the Labor Day Weekend option to allow LSU's six newcomers the opportunity to take part in the trip and to be able to practice for a week with the full compliment of players that will take the floor for the 2007-08 season.

The Tigers traveled some 60 miles from Toronto for its first game in the town of Guelph, playing the University of Guelph Gryphons, winning 92-60. The next afternoon in Toronto, the team faced York University, winning 101-67. The Tigers completed the three-game sweep with an 82-55 win over the University of Toronto.

More than anything, the trip allowed the 2007-08 Tigers to get a jump start on their season and allowed the group of newcomers and veterans the chance to bond together in preparation for the long season ahead.



- INTRO
- THIS IS LSU
- TIGERS
- COACHES
- REVIEW
- PREVIEW
- RECORDS
- HISTORY
- LSU
- MEDIA

## Maui

The Tigers will make their third trip to Hawaii under Coach John Brady and their third trip all-time to the most prestigious pre-conference college basketball tournament, the EA Sports Maui Invitational, Nov. 19-21, played at one of the most famous venues in the sport, the Lahaina Civic Center, located just 1,000 feet from the Pacific Ocean.

Coach Brady's teams are 5-1 in games in Hawaii, winning the Hawaii Pacific Classic in Honolulu in 1999 beating Oakland (87-80), Wyoming (103-86) and Fresno State (95-85) and getting two wins against Hawaii-Hilo and Mercer after a first round overtime loss in the 2001 Hilo Thanksgiving Classic on the island of Hilo.

In LSU's history of basketball, the Tigers have made nine previous trips to Hawaii, starting with Coach Press Maravich taking his son Pete to the famed Rainbow Classic in Honolulu in 1969. There after beating the military SUB PAC team, 88-80, the Tigers beat St. John's, 80-70, before falling in the title game, 97-94.

In this year's EA Sports Maui Invitational, the Tigers will face Oklahoma State on Nov. 19 and will play either Marquette or Chaminade on Nov. 20. The Nov. 21st opponent is to be determined.

## Philadelphia

LSU returns to the scene of its 1981 NCAA Final Four appearance when the Tigers take on Villanova in the Wachovia Center in Philadelphia on Dec. 6. The game is part of the Pizza Hut Big East/SEC Invitational and will be part of a nationally-televised doubleheader on the ESPN networks.

The Invitational is a four-year agreement between the two leagues to showcase the stars of the league through a two-night doubleheader each year. Birmingham, Ala., will also host a doubleheader featuring Alabama and Auburn of the SEC, while South Carolina will join LSU to represent the league in Philadelphia.





# Locker ROOM

LSU's dressing room area ranks among some of the finest in college basketball. The project started prior to the 1997-98 season and was completed in time for the 1998-99 basketball season. The spacious locker room features wide dressing areas with mirrors for each player, including a locker and storage bin. Fully carpeted and well-lit, the locker room is immediately adjacent to the shower room, training facility and the squad room.

The locker room, located downstairs in the Maravich Center, includes a big screen television to review video tapes of practice and upcoming opponents as well as a wall-mounted marking board for messages and strategy sessions.



RESPONSIBILITY+ACCOUNTABILITY=SUCCESS



- INTRO
- THIS IS LSU
- TIGERS
- COACHES
- REVIEW
- PREVIEW
- RECORDS
- HISTORY
- LSU
- MEDIA



# Deumite-McKay

Squad Room



The Norman Deumite-Matt McKay Squad Room gives the LSU basketball program one of the finest basketball meeting rooms in the country. Located adjacent to the team dressing room in the Maravich Center, the Deumite-McKay Squad Room has seating for 20 student-athletes. The room features plush individual seating in a comfortable theater-like atmosphere. In addition, the room has all of the audio and visual accompaniments necessary for meetings, reviewing of game tapes and lectures. The addition to the Maravich Center and the LSU athletic physical plant was made possible in large part by Norman Deumite and Matt McKay, who made a sizeable financial contribution for the purpose of building the facility.



# Strength & CONDITIONING

## AMENITIES

- > 28 multi-purpose power stations
- > 36 assorted selectorized machines
- > 10 dumbbell stations with 2 sets of 5-180 pound free weights
- > Custom made equipment by Body Masters and Eleiko

The LSU strength and conditioning facility was built in 1997 and features the latest in both strength training and cardiovascular training equipment. Measuring 10,000-square feet, LSU has one of the finest strength and conditioning facilities in the nation. LSU strength and conditioning team has taken a new direction under strength coach Tommy Moffitt. Moffitt, who was named the 1999 and 2003 Strength and Conditioning Coach of the Year, is in charge of the LSU strength and conditioning facilities, located in Tiger Stadium and the new football operations building at the McClendon practice facility.

Strength and conditioning can be the heart and soul of an athletic program's success, and LSU has taken great strides to improve its strength program and facilities. This year, internationally known weightlifting expert Gayle Hatch is helping direct the Tiger basketball strength and conditioning program.






- INTRO
- THIS IS LSU
- TIGERS
- COACHES
- REVIEW
- PREVIEW
- RECORDS
- HISTORY
- LSU
- MEDIA



# Strength



# Power




# Athletic TRAINING

LSU boasts the largest and most complete athletic training facilities in all of collegiate athletics highlighted by the Broussard Center for Athletic Training in Tiger Stadium. The Broussard Center includes an on-site x-ray room, an in-house pharmacy, as well as the largest hydrotherapy pool in both collegiate and professional sports and is one of the few collegiate training centers with a full-service pharmacy and a full-service vision center.



## Hydrotherapy Treatment

An integral part of rehabbing and developing LSU student-athletes is the operations center's hot/cold jacuzzis and an underwater treadmill in a fully equipped Hydrotherapy room. The Broussard training center (above) boasts the largest hydrotherapy pool in both collegiate and professional sports.



## Broussard Athletic TRAINING CENTER

The two story, 22,000 square foot facility contains 20 treatment tables with the newest forms of modalities available, 14 taping stations, a 1,600 square foot rehabilitation area which contains the latest rehabilitation equipment including the Cybex Norm, Woodway treadmills and Body Master select rise equipment. LSU's multi-million dollar athletic training facility is named in honor of Dr. Martin J. Broussard (left), the legendary trainer whose career spanned over 40 years at LSU.





# Complete Care

- INTRO
- THIS IS LSU
- TIGERS
- COACHES
- REVIEW
- PREVIEW
- RECORDS
- HISTORY
- LSU
- MEDIA



## Rehabilitation

LSU's Broussard Center for Athletic Training boasts some of the most technologically advanced equipment to aid the recuperation and rehabilitation of LSU's student-athletes.



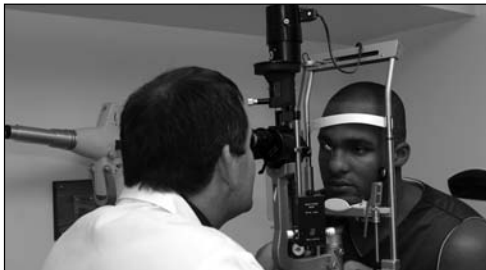
## Dental Center

A fully functional dental center, staffed by Dr. Walter Atkinson, is located inside the Broussard Center for Athletic Training.



## Pharmacy

The LSU Athletic Training Pharmacy is the only one of its kind in college athletics. Staffed by pharmacist David Chavin, the LSU Athletic Training Pharmacy provides the Tigers with first-class service in a convenient location.



## Vision Center

Dr. Don Peavy conducts eye exams for LSU's student-athletes in a convenient location in the Broussard Center for Athletic Training.

# NCAA Final Four Legacy

- INTRO
- THIS IS LSU
- TIGERS
- COACHES
- REVIEW
- PREVIEW
- RECORDS
- HISTORY
- LSU
- MEDIA

Four NCAA Final Fours for LSU: 1953, 1981, 1986, 2006. All with different heroes and much different circumstances. LSU's first Final Four appearance came at the time when it wasn't a media event in the days before television. The second came at a time when the LSU program was at a zenith, winning 17 straight conference games. LSU's 1986 Final Four trip came when LSU fans least expected it, or even imagined it. LSU returned to the Final Four again in 2006, taking a conference championship season and moving through the tournament, upsetting the No. 1 team in the tournament and the country in the process. Here's a brief look at LSU's four NCAA Final Four appearances:



**1953 -- Record: 22-3, 13-0 in the SEC**  
Coach: Harry Rabenhorst

The NCAA Tournament was enlarged to a whopping 22 teams in 1953, adding four new conference winners and two more at-large entries. LSU, led by junior Bob Pettit, went through the conference undefeated in a year when Kentucky was barred from fielding a team, and advanced to the Final Four in Kansas City by downing Lebanon Valley (89-76) and Holy Cross (81-73). The Tigers were unable to sustain the momentum in the national semifinals, losing to Indiana, 80-67.



**1981 -- Record: 31-5, 17-1 in the SEC**  
Coach: Dale Brown

It was 27 years ago that LSU fans were "Silly in Philly" over LSU's trip to the Final Four. It was a year in which an LSU team, which featured Durand "Rudy" Macklin, Greg "Cookiemann" Cook, Ethan Martin, Howard Carter, Leonard Mitchell and Willie Sims among others, would win 26 straight games, including the first 17 in the league to advance as high as No.2 in the nation. Coach Dale Brown got the draw he wanted in the tournament, a route that would take him to the Final Four through the Louisiana Superdome. With the majority of 30,000-plus fans on hand, the Tigers beat Arkansas (72-56) and Wichita State (96-85) in the regional rounds to advance to the Final Four. But Macklin was hurt in the Wichita game and was less than 100 percent. Again Indiana would be the team to beat LSU in the national semifinals, 69-47.



**1986 -- Record: 26-12, 9-9 in the SEC**  
Coach: Dale Brown

A season that started 14-0, had a chickenpox scare in the middle, and finished the regular season with eight losses in the last 13 games, still had much promise to it at the end. The Tigers, coming off an SEC Championship the year before, still showed enough to earn a spot in the NCAA Tournament field of 64. LSU was seeded 11th, but would get to play its first two games in the then LSU Assembly Center. The Tigers first beat Purdue in double-overtime, then used an Anthony Wilson buzzer beater to down Memphis. From there, it was a win over Georgia Tech and then Ricky Blanton, Don Redden, Wilson and Derrick Taylor pulled off the impossible, beating Kentucky in the regional finals after the Wildcats had won three previous meetings earlier in the year. LSU was at that time the lowest seed ever to make the NCAA Final Four, a mark that stood until 2006.



**2006 -- Record: 27-9, 14-2 in the SEC**  
Coach: John Brady

The Tigers won the Southeastern Conference with a 14-2 record, extending an unbeaten string of SEC wins in the Maravich Assembly Center to 17 games dating back to March of 2004. LSU was the fourth seed in the NCAA Tournament's Atlanta Regional and was sent to Jacksonville, Fla., to begin tournament play. After dispatching Iona in the first round, LSU's battle with Texas A&M would be the first of three straight epic battles that LSU would face on the road to the Final Four. It would take a Darrel Mitchell three-pointer with less than five seconds to play to get LSU the Round of 16, with a 58-57 win over the Aggies. The Tigers advanced to the Atlanta Regional semifinals where LSU downed the tournament top seed and the nation's No. 1-ranked team, Duke, and then went on to knock off No. 9 Texas in overtime, 70-60, to bring LSU back to the Final Four for the first time in 20 years.

# 1935 National Champions



## Record 14-1, 11-0

Winner American Legion Bowl - Atlantic City, N. J.

Southeastern Conference Champions

Coach Harry Rabenhorst



(Front Row) Blackie Banker, Wally Wells, Henry Young, Sparky Wade, Nolan Miller, Guy Ottwell, Milford McDonald, Mac Michael.

(Back Row) Judge Bryan, Bill Leathers, Shongaloo Lindsey, Sid Adger, Texas Bo Bohannon, Red Beeson, Jack Harris, Ben Journeay, Buddy Blair.

It was a different time and a different era. But in 1935, in the days before the NCAA Tournament and the National Invitation Tournament sprung to life and created true March Madness, there was a national championship being claimed on the hardwood at LSU.

Led by the school's first All-American, Sparky Wade, and Buddy Blair, the Tigers of 10th year head coach Harry Rabenhorst pulled off a feat that many people feel is the first magical moment of LSU basketball. The Tigers, after a 13-1 regular season and a co-championship in the Southeastern Conference, went to Atlantic City and played the best team in the East, the Pittsburgh Panthers, and won.

They called Wade the "Little Giant from Jena," and he could make a basketball do almost anything. He was 5-6 and a smaller preview of what would come in the late 1960s with Pete Maravich.

In 1935, the Tigers had a very favorable schedule that saw them play only three of 14 games away from the comfort of the Gym-Armory. The road games weren't bad trips at all, even in those days. One was to Houston to face Rice and the other two were to New Orleans to face Tulane.

The only loss of the season was that game against Rice, 56-47. Wade jokingly said in later years of that game, "The Rice Gym was an old auditorium with one chandelier with twenty-five watt bulbs. You could not see your feet or the color of uniforms. Even the floor was unwaxed."

But that was the only time the Tigers

stumbled. Ironically, there was no SEC Tournament that particular year so LSU and Kentucky would not meet in basketball that season. Kentucky, undefeated in the conference, had not lost to LSU in a hoops contest and wouldn't until 26 years later.

So LSU and Pittsburgh were invited to the battle for the American Legion Bowl before some 5,000 at the Atlantic City Auditorium. LSU won by four, 41-37, but that tells so little of the story.

It was April 13, 1935. Doc Carlson's Panthers were 18-5 on the season. The Tigers started out very, very slow at a time when scoring points could be easily at a premium. The Tigers trailed 18-4 and still were down by nine, 26-17, at the half.

Gradually LSU rallied back. Buddy Blair made a long shot to give LSU a 35-33 lead. He then followed it with the next six points for the Tigers. Pittsburgh outscored LSU 17-16 in field goals, but LSU had a 9-3 advantage from the free throw line.

Blair led all scorers with 20 points, Shongaloo Lindsey added eight, Sparky Wade five, Jack Harris four and Arnold Bryan and Ben Journeay two apiece. While Wade's point total was down, his ball handling and court presence meant much to LSU's win.

The Advocate trumpeted the news the next day: "Louisiana State University, power in the Southeastern Conference, came from far behind tonight to defeat the University of Pittsburgh, Eastern Conference champion, 41-37, in their intersectional basketball game.

"The Bayou Tigers from Baton Rouge, trailing 26-17 at the half, smothered Pittsburgh in the second half with their flashy passing and scored goal after goal from the field."

"Pittsburgh used a figure-eight offense," Buddy Blair once said. "We had not seen this before and it hindered us in the first half. In the second half, we got our fast break going and just about ran them crazy."

In the days before Bob Pettit arrived on campus, Harry Rabenhorst said in 1951 that Wade was head and shoulders the best player on campus. "We've had some great boys here at LSU. We've had some great ones, but Sparky Wade was the most spectacular and most colorful. He was a showman and probably the greatest dribbler in basketball. Sparky came to delight the fans. He never came up short on that count."

"I'm not as great as they say I am," Sparky once said. "I'm just a little fellow - five-eight if I stretch - but you know, basketball is the silliest game in the world. You have 10 guys and only one basketball, and if I have the ball, who can beat me?"

In 1935, only one team could beat the Tigers and powerful Pittsburgh couldn't stop a second half onslaught that led to a special moment in LSU basketball: a chance to claim a national championship.

In 1994, the remaining living members of the team were honored and a banner lowered from the Maravich Center to forever honor the accomplishments of this great team in Tiger basketball history.

- INTRO
- THIS IS LSU
- TIGERS
- COACHES
- REVIEW
- PREVIEW
- RECORDS
- HISTORY
- LSU
- MEDIA

# All-Americans/SEC Players of the Year

- INTRO
- THIS IS LSU
- TIGERS
- COACHES
- REVIEW
- PREVIEW
- RECORDS
- HISTORY
- LSU
- MEDIA

## All-Americans

The following LSU players were named to a first, second or third All-America team at some point in their college careers. Eight LSU players (Sparky Wade, Bobby Lowther, Bob Pettit, Pete Maravich, Durand "Rudy" Macklin, Chris Jackson, Shaquille O'Neal, Glen Davis) were designated first-team All-Americans at some point in their career. Gary K. Johnson of NCAA bases the following list on A-A research. Players are listed with the year and the organization that named them an All-American.

### 1935

**Malcolm "Sparky" Wade**  
1st team Converse Yearbook

### 1946

**Bobby Lowther**  
1st team Helms Foundation

### 1952

**Bob Pettit**  
2nd team Associated Press  
2nd team United Press International  
2nd team Helms Foundation  
4th team Converse Yearbook

### 1953

**Bob Pettit**  
1st team Helms Foundation  
2nd team Associated Press  
2nd team United Press International  
2nd team Look Magazine  
2nd team International News Service  
2nd team Newspaper Enterprises Assoc.  
2nd team Colliers (Basketball Coaches)  
3rd team Converse Yearbook

### 1954

**Bob Pettit**  
1st team Associated Press  
1st team United Press International  
1st team International News Service  
1st team Colliers (Basketball Coaches)  
1st team Converse Yearbook  
1st team Helms Foundation  
1st team Tempo Magazine  
1st team NABC  
2nd team Newspaper Enterprises Assoc.  
3rd team Look Magazine

### 1956

**Roger Sigler**  
2nd team Helms Foundation

### 1968

**Pete Maravich**  
1st team Associated Press  
1st team NABC  
1st team USBWA  
1st team United Press International  
1st team Sporting News  
1st team Converse Yearbook

### 1969

**Pete Maravich**  
1st team Associated Press  
1st team NABC  
1st team USBWA  
1st team United Press International  
1st team Sporting News  
1st team Converse Yearbook

### 1970

**Pete Maravich**  
1st team Associated Press  
1st team NABC  
1st team USBWA  
1st team United Press International  
1st team Sporting News  
1st team Converse Yearbook

### 1979

**Al Green**  
2nd team Converse Yearbook

### 1980

**Durand "Rudy" Macklin**  
1st team Converse Yearbook  
2nd team Sporting News

### 1981

**Durand "Rudy" Macklin**  
1st team USBWA  
1st team Converse Yearbook  
1st team John Wooden Award  
2nd team United Press International  
3rd team Basketball Times

### Ethan Martin

3rd team Basketball Times

### 1982

**Howard Carter**  
2nd team Converse Yearbook

### 1983

**Howard Carter**  
2nd team Converse Yearbook

### 1989

**Chris Jackson**  
1st team Associated Press  
1st team United Press International  
1st team USBWA  
1st team Sporting News  
2nd team NABC  
2nd team Basketball Times

### 1990

**Chris Jackson**  
1st team Associated Press  
1st team NABC  
1st team USBWA  
1st team John Wooden Award  
2nd team United Press International  
2nd team Sporting News  
2nd team Basketball Times

### 1991

**Shaquille O'Neal**  
1st team Associated Press  
1st team United Press International  
1st team NABC  
1st team USBWA  
1st team Sporting News  
1st team Basketball Times  
1st team John Wooden Award

### 1992

**Shaquille O'Neal**  
1st team Associated Press  
1st team United Press International  
1st team NABC  
1st team USBWA  
1st team Sporting News  
1st team Basketball Times  
1st team John Wooden Award

### 2000

**Stromile Swift**  
2nd team USBWA  
2nd team Basketball Times  
3rd team Associated Press  
3rd team NABC

### 2006

**Glen Davis**  
1st team John Wooden Award  
1st team Collegelinsider.com  
2nd team Associated Press

## SEC Players of the Year

### 1968

**Pete Maravich**  
Associated Press  
United Press International

### 1969

**Pete Maravich**  
Associated Press  
United Press International

### 1970

**Pete Maravich**  
Associated Press  
United Press International

### 1989

**Chris Jackson**  
Associated Press  
United Press International  
Coaches

### 1990

**Chris Jackson**  
Associated Press  
United Press International  
Coaches

### 1991

**Shaquille O'Neal**  
Associated Press  
United Press International  
Coaches

### 1992

**Shaquille O'Neal**  
Associated Press  
United Press International  
Coaches

### 2000

**Stromile Swift**  
Associated Press


### 2005

**Brandon Bass**  
Associated Press  
Coaches

### 2006

**Glen Davis**  
Associated Press  
Coaches





## Malcolm "Sparky" Wade

Guard • 5-9 • Jena, La.

**1935**

LSU's first basketball All-American averaged 9.7 points per game in 1933 and 12.4 points per game in 1934 to lead the scoring category for the first two years of the Southeastern Conference.

He was named a All-American in 1935 while leading LSU to the mythical national championship, averaging 12.7 points per game.

A native of Jena, Wade is considered the greatest dribbler and backcourt star in LSU basketball history.


Before moving to LSU, he was named to the high school All-State team three times from 1928 to 1930. He was elected MVP of the national high school championship playoffs as a senior.

Former Baton Rouge Morning Advocate sports editor Bud Montet, remembers Wade in these words:

"He could do everything with a basketball but dunk it, and make it sing. If there was an extraordinary floor-leader in the South at that time, it had to be Wade."

The three-time All-SEC selection is also a member of the Louisiana Sports Writers and Louisiana Association of Basketball Coaches Hall of Fame.

He was the "Little Giant from Jena." You can't talk LSU basketball without mention of the school's first All-American and first showman who could pass, score and dribble with the best of his and many others era.



## Bobby Lowther

Forward • 6-5 • Alexandria, La.

**1946**

Bobby Lowther officially was recognized as a first-team All-American in 1995 after a historian of the Helms Foundation confirmed that all members of the 1946 team had been upgraded to first-team status.


Lowther is the only two-sport All-America athlete in LSU's storied sports history. In 1946, he made the Helms Foundation basketball All-America squad and was a two-event All-American in track and field, finishing second at the NCAA Championships in the javelin and fourth in the pole vault.

The 6-5, 185-pound Alexandria native was also the triple jump champion at the 1946 National AAU Championships.

In basketball, he averaged 14.7 points per game as he also earned first-team All-SEC honors.

He was voted LSU's "Best All-Around Athlete" in 1947 in a field that also included such future professional stars as Y. A. Tittle, Alvin Dark and Joe Adcock.

Lowther is a member of the Louisiana Sports Writers Association Hall of Fame and was chosen to be the "Living Legend" honoree representing LSU at the 2005 Southeastern Conference basketball tournament in Atlanta.



## Durand "Rudy" Macklin

Forward • 6-7 • Louisville, Ky.

**1980, 1981**

The recruitment of Durand "Rudy" Macklin marked the beginning of LSU's rise to the top of college basketball under Dale Brown.

In his first college game, he set a school rebounding record that no one has come close to, pulling down 32 boards in a win against Tulane.

After his magnificent LSU career, he became the school's all-time leading rebounder with 1,276 rebounds (a 10.4 rebounds per game average). That figure remains on top of the school chart. He also became the second leading scorer all-time at LSU behind Pete Maravich (2,080 points, 16.9 points per game average).

Much of his success and his All-America season in 1981 was after returning from a serious knee injury that forced him to miss all but two games of the 1978-79 season.

In 1981, he was also named Southeastern Conference Player of the Year and led the Tigers to their first NCAA Final Four since 1953. He beat out a star-studded cast of players including Georgia's Dominique Wilkins, Kentucky's Sam Bowie, and other future NBA players such as Jeff Malone of Mississippi State, Dale Ellis of Tennessee, Eddie Phillips of Alabama and teammate Howard Carter.

In Macklin's four years, LSU had records of 18-9, 23-6, 26-6 and 31-5. The Tigers won one SEC title, one SEC Tournament championship, advanced to the Elite 8 and the Final Four during the Macklin days.


One writer wrote of Macklin, "Macklin's aggressiveness has never been questioned in the Southeastern Conference. If they gave an award for the hardest worker, Macklin would have been the consensus choice of his peers, who marvel at how much effort he puts into the game."

In 2000, he was honored as the school's "Living Legend" at the SEC basketball tournament and in 2005 he was elected to the Louisiana Sports Hall of Fame.



# First Team All-Americans

- INTRO
- THIS IS LSU
- TIGERS
- COACHES
- REVIEW
- PREVIEW
- RECORDS
- HISTORY
- LSU
- MEDIA



## Chris Jackson

**Guard • 6-1 • Gulfport, Miss. 1989, 1990**

In just his freshman and sophomore years, Jackson was a two-time consensus SEC Player of the Year lighting up scoreboards across America. After scoring 48 and 53 points in the first month of his college career, he went on to become the most celebrated freshman of all time, setting an NCAA freshman scoring record, averaging 30.2 points per game.

He became just the second freshman ever to make the Associated Press first-team All-America squad and the first ever to make the U.S. Basketball Writers Association's All-America team.

He finished his short career as the seventh leading scorer in school history with 1,854 points (29.0 ppg). His records for freshman include most points in a game (55), most points in a season (965) and season average (30.2).

He won accolades throughout the country as he starred on the court while fighting an ongoing battle with Tourette's Syndrome.

Jackson was chosen to the second team on the Louisiana Association of Basketball Coaches All-Louisiana Team of the Century.

Of Chris Jackson, Baton Rouge State Times sports editor Sam King wrote:

"Athletes come and go.

"Many are so quickly forgotten.

"Only the great ones are remembered forever. To have seen Bob Pettit, Billy Cannon and Pete Maravich perform at their best was to commit them to memory.

"Chris Jackson now joins some very select company."



## Glen Davis

**Forward • 6-8 • Baton Rouge, La. 2006**

Glen Davis was at his best during the Tigers' 2006 season when he was named Southeastern Conference Player of the Year and a first-team All-American for the Wooden Award.

Davis starred as the Tigers captured the SEC regular-season championship with a 14-2 record and then went on to defeat four teams en route to the NCAA Final Four. LSU beat Iona in the opening round, rallying from a halftime deficit, and then used a three-pointer in the final seconds to defeat Texas A&M to advance to the regional semifinals.

There the Tiger magic and Davis' personality was on display to the nation as he helped lead LSU to upsets over No. 1-ranked Duke and an overtime win over No. 9 Texas that got LSU to its first NCAA Final Four in 20 years. The Tigers jumped out on Texas early in overtime and when Davis came down on a break and shot a three-pointer that broke the Longhorns' back, CBS Sports announcer Dick Enberg said with a question in his voice, "Glen Davis for 3? Oh my!"

Davis would earn all-region honors for his play in the NCAA Tournament in a year in which he led the SEC in both scoring (18.6) and rebounding (9.7). He would return to LSU for his junior season and despite injuries and intense pressure to perform, he still again led the league in rebounding (10.2) and earned SEC First-Team honors. He was a second round pick of the NBA's Boston Celtics in the 2007 NBA Draft.

# Bob Pettit Jr.



Bob Pettit once said of himself as a youngster who would grow up to be a collegiate All-American and a force in the National Basketball Association:

"The greatest thing that ever happened to me is that when I first picked up a basketball I was terrible. If things come naturally, you might not bother to work at improving them and you can fall short of your potential."

Being terrible meant being gangly and not very good. He was tall, but he wasn't able to yet make the moves that made him a future star. He was the last man on the junior varsity his freshman year at Baton Rouge High. As a sophomore he was cut from the varsity. But because of that, he took his interest in basketball to heart and began to work hour after hour in back of his house in Baton Rouge.

As a 6-4 junior, he began to be noticed. His skills were still raw and undeveloped, but his size made him worth a second glance. He grew to 6-7 as a junior and BRHS won the state championship.

Pettit once wrote: "Teammates... were miles ahead of me in all-around ability, but college scouts gave me the big rush act because I was six-seven by then. Fifteen schools offered me the standard scholarship.

"I chose LSU because I doubted I could measure up to expectations on a fancier scholarship.

My fears were confirmed when I reported to John Chaney, LSU's freshman team coach, who had been a pro in the NBA. My reflexes were slow. I was lost on defense. I didn't know how to drive in for a shot, or fake and pass off the pivot. Much as I dislike the expression, I've got to admit I was a goon."

LSU and NBA fans certainly don't look at Bob Pettit's career as that of a goon. Here was a three-time first-team All-SEC member who led his Tigers to a second place finish in 1952, conference titles in 1953 and 1954 and the NCAA Final Four in 1953.


He led the league in scoring all three years, with the highest averages seen to date in the league: 25.5 points in 1952, 24.9 in 1953 and 31.4 points per game in 1954. At the same time he was averaging 13.1 (1952), 13.9 (1953) and an LSU best 17.3 (1954) rebounds per game. Only Pete Maravich and Chris Jackson would also break the 30-point average barrier at LSU.

Coach Cliff Wells of Tulane summed up Bob Pettit's days at LSU, "He's the best big man in college basketball today and I've seen them all." LSU Coach Harry Rabenhorst called him, "the greatest LSU player since Sparky Wade."

He was a first round draft choice in 1954 of the then Milwaukee Hawks. Pettit played his entire 11-year career with the Hawks, moving with the club to St. Louis in 1955. He wrote nearly every record in the Hawks' record book and was a four-time MVP of the annual NBA All-Star game. He led the Hawks to the 1958 NBA Championship and five NBA Finals.

In 1954, his number 50 was retired at LSU, the first number in any sport retired in Tiger Town. In 1964, he became the first NBA player to exceed the 20,000-points scored barrier. In 1970, he was elected to the Basketball Hall of Fame.

"Those were great years at LSU," Pettit once said. "They were such great years. I couldn't have asked for anything better than my four years at LSU. I received my degree in Business, played the sport I loved and made so many friends."



**LSU All-American**  
1953, 1954

**First LSU Player to  
Have Number Retired**  
1954

**Member of Naismith  
Basketball Hall of Fame**  
1971

**Member of NBA  
50-Year Top 50**  
1997

**Member of LSWA  
Top 25 Louisiana Athletes  
of the Century**  
1999

**Member First-Team LABC  
All-Louisiana Team  
of the Century**  
1999

**1999 Living Legend for  
LSU at SEC Basketball  
Tournament**




## PETTIT'S CAREER STATISTICS

YEAR	GMS	FGM	FGA	PCT.	FTM	FTA	PCT.	REB.	PTS.	AVG.
1951-52	24	247	563	.439	118	199	.593	315	612	25.5
1952-53	21	193			133	217	.613	292	519	24.7
1953-54	25	281	573	.489	223	308	.740	432	785	31.4
<b>TOTALS</b>	<b>70</b>	<b>721</b>			<b>474</b>	<b>724</b>	<b>.655</b>	<b>1039</b>	<b>1916</b>	<b>27.4</b>

- INTRO
- THIS IS LSU
- TIGERS
- COACHES
- REVIEW
- PREVIEW
- RECORDS
- HISTORY
- LSU
- MEDIA

# Pete Maravich

- INTRO
- THIS IS LSU
- TIGERS
- COACHES
- REVIEW
- PREVIEW
- RECORDS
- HISTORY
- LSU
- MEDIA



**LSU All-American**  
1968, 1969, 1970

**National Player of the Year**  
1969, 1970

**Third LSU Player to  
Have Number Retired**  
1970

**Member of Naismith  
Basketball Hall of Fame**  
1987

**Member of NBA  
50-Year Top 50**  
1997

**Member of LSWA  
Top 25 Louisiana Athletes  
of the Century**  
1999

**Member First-Team LABC  
All-Louisiana Team  
of the Century**  
1999

**Member Sport Magazine's  
Top 10 Men's College  
Players of the Century**  
1999

**Member of National  
Basketball Association  
Hall of Fame**

**Honored as 2003  
"Legend" at the SEC  
Basketball Tournament**

# Pete Maravich

Pete Maravich was billed as the one who would put Louisiana basketball on the map from the first day he joined his father Press at LSU. People weren't disappointed. His freshman year they packed the old John M. Parker Agricultural Center (known as the "Cow Palace") to watch the freshman team and then left quickly as the varsity Tigers won just three games in 1967.

By Pete's senior year, the Tigers would improve to 20-8 and wind up in New York City at the National Invitation Tournament, a fitting place for the big-city Maravich Show to close its LSU run.

To those who never saw him play live, but only watched what few games were on television or listened on radio, the Maravich story at LSU may seem larger than life. But his skills were perfected through hours and hours of repetitious drills at all hours of the day and night and in all kinds of settings.

Maravich ended up receiving the richest contract ever offered a college player at the time to sign with the Atlanta Hawks (\$1.9 million), but during his 10-year career with the Hawks, the New Orleans and Utah Jazz and the Boston Celtics, his dream of a championship wasn't fulfilled. Pete was finding that life wasn't very fulfilling either.

There were hard times when he went in search of something to make his life complete. He had money, he had fame. He didn't have real happiness. But in 1982, Pistol Pete accepted Jesus Christ.

He began enjoying life, enjoying times with his wife and children. Television executives were discovering his knowledge of the game again as a color commentator and best of all for LSU fans, a rift that grew between star and college had diminished and was forgotten.

But the Pistol's life suddenly ended on Jan. 5, 1988, just over a month after appearing at the Assembly Center for an emotional ceremony to formally present a portrait of Pete and his father to him.



## Maravich's Records and Highlights

- All-Time NCAA Career Scoring Leader with 3,667 points, an average of 44.2 points for 83 games.
- Ranks first, fourth and fifth for most points in a single season in NCAA history. Averaged 44.5 points in 1970, 44.2 points in 1969 and 43.8 points in 1968.
- Scored 69 points vs. Alabama, Feb. 7, 1970.
- Led LSU to the NIT Final Four in 1970, its first postseason appearance in 16 years.
- Unanimous first-team All-American in 1968, 1969, 1970.
- Naismith Award winner in 1970.
- Member of the National Basketball Association Hall of Fame after 10-year career with Atlanta Hawks, New Orleans and Utah Jazz and Boston Celtics.

## MARAVICH'S CAREER STATISTICS

YEAR	G	FG	FGA	PCT.	FT	FTA	PCT.	REB.	AVG.	PF-D	AST.	PTS-AVG.
1967-68	26	432	1022	.422	274	338	.810	195	7.5	85-5	105	1138-43.8
1968-69	26	433	976	.444	282	378	.746	169	6.5	77-2	128	1148-44.2
1969-70	31	522	1168	.447	337	436	.773	164	5.3	89-0	192	1381-44.5
<b>TOTALS</b>	<b>83</b>	<b>1387</b>	<b>3166</b>	<b>.438</b>	<b>893</b>	<b>1152</b>	<b>.775</b>	<b>528</b>	<b>6.4</b>	<b>251-7</b>	<b>425</b>	<b>3667-44.2</b>

# Shaquille O'Neal




Shaquille O'Neal brought LSU to new heights during his three years with the Tigers and the 7-1 center became a national celebrity in the days of saturation coverage of basketball by the media. But he earned his celebrity status with great play and an intimidation factor that made him the envy of coaches throughout the country.

After leaving LSU in April 1992, he was the number one pick of the National Basketball Association by the Orlando Magic and signed a multi-year contract estimated at over \$40 million. In 1996, as a free agent, he signed with the Los Angeles Lakers and following the 2004 season was traded to the Miami Heat.

### O'Neal's Records and Highlights

- Two-time consensus Southeastern Conference Player of the Year and first-team All-American, 1991-1992. Most Valuable Player on SEC Coaches Defensive Team, 1991-1992.
- National Player of the Year as chosen by the Associated Press (Rupp Award), United Press International, L. A. Gear and Sports Illustrated, 1991. Winner of the Tanqueray World Amateur Athlete of the Year Award, 1991. Southeastern Conference Athlete of the Year, 1991-1992. National Player of the Year as chosen by L. A. Gear, 1992 and runner-up for the Naismith Award and the John Wooden Award, 1992.
- Set SEC record for most blocks in a season three consecutive years (115-1990, 140-1991, 157-1992). Set SEC record for career blocks with 412. Blocked five or more shots in a game 45 times in 90 career games.
- Set SEC single game record with 12 blocks against Loyola Marymount in Feb. 1990. Blocked 11 shots against Brigham Young in the first round of the NCAA Tournament, setting a then-tournament standard for a single game, 1992.
- Averaged a national sophomore record 5.0 blocked shots a game, 1991. National leader in blocked shots (5.2 average), 1992.
- National leader in rebounding (14.7 average), 1991. Second nationally in rebounding (14.0 average), 1992.
- First player to lead the Southeastern Conference in scoring, rebounding, field goal percentage and blocked shots in the same season, 1991. Led SEC in rebounding, field goal percentage, blocked shots and second in scoring, 1992. First player to lead the SEC in rebounding three straight seasons since Charles Barkley of Auburn, 1982-84.
- Finished with 1,217 rebounds, seventh all-time in the Southeastern Conference, second all-time at LSU.
- Finished with 1,941 points, fourth all-time at LSU behind only Pete Maravich (3,667-1967-70), Durand Macklin (2,080-1976-78; 79-81) and Howard Carter (1,942-1979-83).
- Career field goal percentage of 61.0 percent is second all-time at LSU and in the SEC (minimum 1,000 attempts).
- Had six career triple-doubles (points, rebounds and blocks in same game).
- Was the third LSU player (Pete Maravich and Chris Jackson) to have at least two 700-plus point seasons at LSU.
- Was the first LSU player to record back-to-back 400-plus rebound seasons.



**LSU All-American**  
1991, 1992

**National Player of the Year**  
1991

**World Amateur Athlete of the Year**  
1991

**SEC Athlete of the Year**  
1991, 1992

**Olympic Gold Medalist**  
1996

**Member of NBA 50-Year Top 50**  
1997

**Member Second-Team LABC All-Louisiana Team of the Century**  
1999

**Fourth LSU Player to Have Number Retired**  
2000

**Graduated from LSU**  
December 2000

### O'NEAL'S CAREER STATISTICS

YEAR	G/GS	FG/FGA	PCT	FT/FTA	PCT	PTS	AVG	REB	AVG	PF/D	AST	TO	BLK	STL
1989-90	32/28	180/314	.573	85/153	.556	445	13.9	385	12.0	122/9	61	93	115	38
1990-91	28/28	312/497	.628	150/235	.638	774	27.6	411	14.7	79/1	45	99	140	41
1991-92	30/30	294/478	.615	134/254	.528	722	24.1	421	14.0	86/5	46	103	157	29
<b>TOTALS</b>	<b>90/86</b>	<b>786/1289</b>	<b>.610</b>	<b>369/642</b>	<b>.575</b>	<b>1941</b>	<b>21.6</b>	<b>1217</b>	<b>13.5</b>	<b>287/15</b>	<b>152</b>	<b>295</b>	<b>412</b>	<b>108</b>

- INTRO
- THIS IS LSU
- TIGERS
- COACHES
- REVIEW
- PREVIEW
- RECORDS
- HISTORY
- LSU
- MEDIA



# Tigers IN THE NBA



The LSU basketball program has a lasting legacy in the history of the National Basketball Association.

Six times since 1990, the Tigers have had a former player taken in the first round of the NBA draft. In 2006 when LSU freshman Tyrus Thomas was taken with the fourth pick of the draft, it marked the fourth time in that time period that a Tiger was taken with one of the first four picks in the draft.

LSU's run of top picks started in 1990 when the Denver Nuggets with the third pick of the draft took Chris Jackson. Two years later, Shaquille O'Neal was the first overall pick in the draft by the Orlando Magic. He was the first

Southeastern Conference player taken as the top overall pick in the NBA Draft.

Then in June 2000, Stromile Swift was taken as the second overall pick by the Vancouver (now Memphis Grizzlies). Finally in 2006, Thomas was taken with the fourth pick of Portland and later traded to Chicago in exchange for the Bulls' No. 2 pick in the draft.

Since 1952, teams in the NBA Draft have chosen 46 LSU players. Plus there are countless others who have and are presently playing for teams abroad. In all, a total of 30 players have logged regular season minutes in either the NBA or the old American Basketball Association.



## LSU's NBA First Round Draft choices

1952	Joe Dean - Indianapolis Olympians
1954	Bob Pettit - Milwaukee Hawks (2nd pick)
1970	Pete Maravich - Atlanta Hawks (3rd pick)
1983	Howard Carter - Denver Nuggets
1985	Jerry Reynolds - Milwaukee Bucks
1986	John Williams - Washington Bullets
1990	Chris Jackson - Denver Nuggets (3rd pick)
1991	Stanley Roberts - Orlando Magic
1992	Shaquille O'Neal - Orlando Magic (1st pick)
1993	Geert Hammink - Orlando Magic
2000	Stromile Swift - Vancouver Grizzlies (2nd pick)
2006	Tyrus Thomas - Portland Trailblazers (4th pick, traded to Bulls)





## NBA's 50th Anniversary Team



Pete Maravich



Bob Pettit



Shaquille O'Neal



## Current LSU Players in the NBA



### Brandon Bass

#### Dallas Mavericks

Bass, the 2005 SEC Player of the Year, was the 33rd player selected in the 2005 draft (early in the second round), by the New Orleans Hornets after working out for Coach Byron Scott on the morning of the draft in New Orleans ... In two years with the Hornets, played 50 games with four starts, averaging 2.2 points and 2.2 rebounds a game ... Averaging 8.6 minutes a game ... Played with the Mavericks summer league team and after several strong performances was signed by the Dallas Mavericks for the 2007-08 season.



### Glen Davis

#### Boston Celtics

LSU's latest NBA draftee will go to training camp this season with the Boston Celtics in preparation for the 2007-08 season ... Davis was drafted in the second round by the Celtics after his junior season at LSU ... Davis was the 2005 SEC Freshman of the Year and the 2006 SEC Player of the Year leading the SEC in scoring and rebounds in 2006 and in rebounds in 2007.



### Ronald Dupree

#### Detroit Pistons

Dupree, spent the 2006-07 season with the Detroit Pistons, his second stint with the team after playing in Minnesota during the 2005-06 campaign. Dupree was playing with Huntsville of the NBDL before being signed by Chicago on a 10-day contract during the 2003-04 season and scored 18 points and grabbed nine rebounds in his NBA debut ... Detroit had signed him as a free agent from Chicago prior to the 2004-05 season and traded him prior to the 2005-06 season to Minnesota ... He played in 14 playoff games for Detroit during the 2004-05 season ... In his four seasons, he has played 149 career games with eight starts, averaging 3.7 points per game, 2.2 rebounds while playing 11.6 minutes per contest.



### Shaquille O'Neal

#### Miami Heat

Olympic medalist, one of the game's 50 greatest players, three-time MVP of the NBA Finals, 11-time all-star and part of four NBA championship teams ... Now he is 19 games shy of playing his 1,000th career game in the league ... O'Neal was drafted as the NO. 1 pick of the draft by the Orlando Magic following the 1992 LSU season ... He played four years in Orlando, leading them to the NBA Finals once, before moving to the Los Angeles Lakers ... In eight years in LA, O'Neal won three titles ... Moved to the Miami Heat prior to the 2004-05 season ... Entering his 16th season in the league, O'Neal has played in 981 games, averaging 25.9 points per game and 11.6 rebounds.



### Stromile Swift

#### Memphis Grizzlies

Begins his second season back with the Grizzlies after being traded from Houston in July 2006 ... Swift, the 2000 SEC Player of the Year, was the second overall pick in the 2000 draft by Vancouver (now Memphis) Grizzlies ... Played the 2005-06 season with the Rockets after signing as a free agent ... Been seen several times on ESPN's top plays for his dunks ... Played 54 games with 18 starts last season for Memphis, his most starts in a season since 2003 ... Has played 472 games with 93 career starts and 20.7 minutes a game ... Career average of 8.8 points per game and 4.9 rebounds.



### Tyrus Thomas

#### Chicago Bulls

Thomas was the 2006 SEC Freshman of the Year and co-Defensive Player of the Year ... He was the fourth pick in the 2006 NBA Draft by Portland and his rights were later traded to Chicago for the Bulls' second pick in the draft ... In his opening year, he played in 72 games with four starts ... He averaged 13.4 minutes a game, 5.2 points per game and 3.7 rebounds a game with 1.1 blocks per game ... Also played in 10 playoff games in his rookie seasons.

- INTRO
- THIS IS LSU
- TIGERS
- COACHES
- REVIEW
- PREVIEW
- RECORDS
- HISTORY
- LSU
- MEDIA

\* LSU players presently on NBA rosters as teams go to training camp for the 2007-08 season.

# LSU NBA-ABA All-Time Draft Picks

- INTRO
- THIS IS LSU
- TIGERS
- COACHES
- REVIEW
- PREVIEW
- RECORDS
- HISTORY
- LSU
- MEDIA

YEAR	PLAYER	TEAM	ROUND
1947	Jack Coleman	Indianapolis	
	Bobby Lowther	Indianapolis	
1952	Joe Dean	Indianapolis	1st
1954	Bob Pettit	Milwaukee	1st (2nd pick)
1955	Don Belcher	Fort Wayne	N/A
1960	Dick Davies	St. Louis	8th
1961	Bill Engressor	New York	14th
1965	Dick Maile	Cincinnati	11th
1966	John Jones	Baltimore	5th
1970	Pete Maravich	Atlanta	1st (3rd pick)
	Dan Hester	Atlanta	2nd
1971	Nelson Isley	Buffalo	17th
1972	Al Sanders	Baltimore	4th
1974	Ed Palubinskas	Atlanta	4th
		Utah (ABA)	8th
	Collis Temple, Jr.	Phoenix	6th
		S. Antonio (ABA)	3rd
1975	Glen Hansen	Kentucky	9th
		KC-Omaha	2nd
		Memphis (ABA)	
1978	Kenny Higgs	Cleveland	3rd
1979	Al Green	Phoenix	3rd
	Lionel Green	Houston	4th
1980	DeWayne Scales	New York	2nd
	Rick Mattick	New Jersey	6th
1981	Greg Cook	New York	2nd
	Durand Macklin	Atlanta	3rd
	Ethan Martin	Cleveland	4th
	Willie Sims	Denver	5th
1983	Howard Carter	Denver	1st
1984	Leonard Mitchell	Cleveland	3rd
	John Tudor	Dallas	9th
1985	Jerry Reynolds	Milwaukee	1st
	Don Redden	Denver	3rd
	Derrick Taylor	Indiana	4th
	Steffond Johnson	L. A. Clippers	5th
1987	Nikita Wilson	Portland	2nd
	Anthony Wilson	Chicago	5th
1988	Jose Vargas	Dallas	2nd
	Hernan Montenegro	Philadelphia	3rd
1989	Ricky Blanton	Phoenix	2nd
1990	Chris Jackson	Denver	1st (3rd pick)
1991	Stanley Roberts	Orlando	1st
1992	Shaquille O'Neal	Orlando	1st (1st pick)
1993	Geert Hammink	Orlando	1st
1996	Randy Livingston	Houston	2nd
	Ronnie Henderson	Washington	2nd
2000	Stromile Swift	Vancouver	1st (2nd pick)
	Jabari Smith	Sacramento	1st
2005	Brandon Bass	New Orleans	2nd
2006	Tyrus Thomas	Portland	1st (4th pick)
2007	Glen Davis	Boston	2nd

Several former Tigers have had outstanding careers in the NBA ... Here are a few notes on some of those players:

### Mahmoud Abdul-Rauf

Denver 1991-96; Sacramento 1997-98; Vancouver 2001 ... Played at LSU under the name of Chris Jackson ... NBA's Most Improved Player in 1993 ... Led Denver in scoring, 1993-96 ... Career scoring average of 14.6 ppg ... 90 percent career free throw percentage.

### Frank Brian

Anderson (NBL-NBA), 1948-50; Tri-Cities, 1951; Fort Wayne 1952-56 ... Nine years, seven in NBA ... Two-time NBA all-star ... Career scoring average of 12.3 ppg.

### Howard Carter

Denver, 1984; Dallas, 1985 ... Career scoring average of 5.3 ppg

### John Louie Chaney

Syracuse (NBL), 1947-49; Tri-Cities, 1950 ... Career scoring average of 6.0.

### Randy Livingston

Houston, 1996-97; Atlanta 1997-98; Phoenix 1998-00; Golden State, 2000-01; Seattle 2001-02; New Orleans 2002-03; Los Angeles Clipper 2003-04; Utah 2004-05; Chicago 2005-06; Seattle 2006-07 ... Played 11 seasons and 203 career games ... Averaged 3.8 ppg, 1.4 rpg, 2.0 apg.

### Durand "Rudy" Macklin

Atlanta, 1982-83; New York, 1984 ... Career scoring average of 6.4 ppg.

### Peter Press Maravich (Pistol Pete)

Atlanta 1971-74; New Orleans, 1975-79; Utah-Boston, 1980-81 ... Four time NBA All-Star ... Career scoring average of 24.2 ppg, totaling almost 16,000 points ... Member of the NBA's 50-year anniversary all-star team.

### Robert E. Pettit, Jr.

Milwaukee 1955; St. Louis, 1956-65 ... 11-time NBA All-Star ... Member of the NBA's 50-year anniversary all-star team ... Career scoring average of 26.4 ppg, scoring over 20,800 points.

### Jerry Reynolds

Milwaukee 1985-88; Seattle 1988-89; Orlando 1989-92; Milwaukee, 1995-96 ... 443 games played ... Career scoring average of 9.1 ppg and 3.0 rpg.

### Stanley Roberts

Orlando, 1992; L. A. Clippers 1993-97 ... 9.6 ppg career scoring average.

### DeWayne Scales

New York, 1981-82; Washington 1984 ... 4.6 ppg career scoring average.

### John Sam Williams

Washington, 1987-91; LA Clippers 1993-94; Indiana 1995 ... Career scoring average of 10.1 ppg.

# Mike

## THE TIGER

Trainer and namesake  
Mike Chambers  
with Mike I housed in  
City Park Zoo.



**Mike VI**



### History of Mike

A live Bengal Tiger serves as the graphic image of all LSU athletic teams.

LSU fans are now enjoying watching its newest Bengal Tiger, Mike VI, roam the grounds of his new Habitat after arriving on campus in late August. During the 2007, Mike IV's cage was driven down Victory Hill in front of the Golden Band From Tigerland for the first time in school history. Mike VI has had fans flocking to his home with cameras documenting his power and grace as he playfully roamed his habitat.

Mike's ride through Tiger Stadium before home games in a cage also remains one of college football's great traditions. Before entering the stadium, his cage on wheels is parked next to the opponent's locker room in the southeast end of the stadium. Opposing players must make their way past Mike's cage to reach their locker room.

Tradition dictates that the Tigers will score a touchdown from every growl issued by Mike before a football game. For many years, Mike was prompted to roar by pounding on the cage. Objections of cruel punishment brought about the use of recorded growls to play to the crowd before the game. That practice was discontinued shortly afterward and today, Mike participates in the pregame tradition without provocation.

Mike has also been seen in his cage in the Maravich Center, parked in the Northeast Corridor forcing opponent basketball teams to make that same walk past the cage onto the floor.

In the mid-1980s, pranksters cut the lock on Mike IV's cage and freed him in the early morning hours just days before the annual LSU-Tulane clash. Mike roamed free, playfully knocking down several small pine trees in the area, before being trapped in the Bernie Moore Track Stadium where police used tranquilizer guns to capture and return the Bengal Tiger to his home.

### Mike VI

The two-year-old Bengal/Siberian mix, formerly known as Roscoe, was donated to LSU by Great Cats of Idaville, Ind., a nonprofit sanctuary and rescue facility for big cats and other large carnivores. Roscoe arrived on Aug. 25 and after a week of quarantine was quickly allowed to enter the outside portion of his habitat on Sept. 1. He was officially designated as the successor to Mike V on Sept. 8 and six days later an official ceremony was held to honor Mike V and dedicate the habitat to Mike VI.

FOR EVEN MORE ON THE HISTORY OF MIKE, GO ONLINE: [mikethetiger.com](http://mikethetiger.com)

Mike V passed away May 18, 2007, after serving as LSU's live mascot for 17 years. Following his death, many people honored his memory by placing everything from flowers to signs and hats around his habitat.



1936-1956

### Mike I

The original Mike was purchased from the Little Rock Zoo in 1936 for \$750, with money contributed by the student body. Originally known as "Sheik" at the time of his purchase, his name was changed to Mike to honor Mike Chambers who served as LSU's athletic trainer when the first mascot was purchased. The first Mike was housed in the Baton Rouge Zoo for one year before a permanent home was constructed near Tiger Stadium. Mike I reigned for 20 years before dying of pneumonia.



1956-1958

### Mike II

The second Mike served a brief reign, lasting only through the 1957 season before dying of pneumonia in the spring of 1958. He was born at the Audubon Zoo in New Orleans and came to LSU on Sept. 28, 1956. The young tiger was held overnight in Tiger Stadium and unveiled Sept. 29, the opening day of the football season.



1958-1976

### Mike III

Just in time for the 1958 national championship season, Mike III was purchased from the Woodland Park Zoo in Seattle, Wash., following a "national search" by then-athletic director Jim Corbett. The student body contributed \$1,500 for the purchase of the tiger. Mike III served as mascot for 18 seasons, dying after the only losing season of his reign, as LSU posted a 5-6 record in 1975.



1976-1990

### Mike IV

Mike IV reigned over Tiger athletics for 14 years after being donated to the school by August A. Busch III from the Dark Continent Amusement Park in Tampa, Fla. on Aug. 29, 1976. Born on May 15, 1974, Mike's age and health were determining factors in his retirement to the Baton Rouge Zoo in 1990. Mike IV died of old age in March of 1995 at the age of 21.



1990-2007

### Mike V

Donated by Dr. Thomas and Caroline Aitchison of the Animal House Zoological Park in Moulton, Ala., Mike V served as LSU's mascot for 17 years. As a baby tiger, Mike V was brought to Baton Rouge from Alabama by Dr. Sheldon Bivin of the LSU School of Veterinary Medicine. Born Oct. 18, 1989, the new tiger was introduced to LSU fans at a basketball game against Alabama in February 1990. He officially began his reign on April 30, 1990, when he was moved into the tiger cage across from Tiger Stadium.

# LSU GREATS

The five individuals on this page are the only men to have their jerseys retired by LSU. Basketball has retired the No. 23 for Pete Maravich, No. 50 for Bob Pettit, Jr., and No. 33 for Shaquille O'Neal. Football's only retired jersey is the No. 20 worn by Billy Cannon, while baseball retired the No. 15 in honor of longtime coach and current athletics director Skip Bertman.



## 50

### Bob Pettit


Led LSU to its first NCAA Final Four in 1953 and he later became the first player in NBA history to exceed the 20,000-plus point barrier. Pettit is a member of the NBA Hall of Fame and in 1997 he was named as one of the top 50 players in NBA history.



## 20

### Billy Cannon


One of the true legends of college football in the South, Cannon was the 1959 Heisman Trophy winner and helped the Tigers to the 1958 national title. Cannon's most memorable performance came in 1959 against Ole Miss when No. 1 LSU trailed No. 3 Ole Miss 3-0 in the fourth quarter. He fielded a punt, broke seven tackles and returned it 89 yards for the 7-3 victory. He went on to a successful 11-year professional career.



## 23

### Pete Maravich

"Pistol Pete," Maravich still holds the NCAA record for career points with 3,667 and for career scoring average with 44.2 points a game. He was selected the National Player of the Year in 1970 after leading the Tigers to the NIT Final Four. He scored 50+ points an amazing 28 times. He went on to a 10-year professional career and was selected as one of the NBA's 50 greatest players in 1997.



## 33

### Shaquille O'Neal

Was the first pick in the 1992 NBA Draft. He was named MVP of the league in 2000 and was a three-time NBA Finals MVP after leading the Los Angeles Lakers to three World Championships. At LSU, O'Neal averaged 21.6 points and 13.6 rebounds for his career, and in 1991, he was named the World's Amateur Athlete of the Year as well as SEC Athlete of the Year and National Player of the Year. In 1997, he was named as one of the top 50 players in NBA history.



## 15

### Skip Bertman

A legend in the college baseball ranks, Bertman created a dynasty at LSU, guiding the Tigers to five national titles in a 10-year stretch from 1991-2000. He also skipped the United States to a bronze medal at the 1996 Olympics in Atlanta and was an assistant on the gold medal-winning U.S. squad in Seoul, Korea in 1988. Bertman retired from coaching following the 2001 season and is currently the LSU athletics director. Bertman was inducted into the College Baseball Hall of Fame in 2006.

LSU's Success in each of its 20 sports is evident with this outstanding list of former Tigers.




### Seimone Augustus

Augustus was the two-time NCAA National Player of the Year, receiving the Wade Trophy, the Naismith and the Wooden Awards as a junior and a senior. Augustus helped lead the Lady Tigers to three straight Final Fours and was the NCAA Regional MOP three times. She was the No. 1 draft pick in the 2006 WNBA draft.



### Temeka Johnson

The 2004-05 Lieberman Award winner as the nation's top point guard, Johnson led the Lady Tigers to back-to-back NCAA Final Fours, the 2004-05 SEC regular season title and the 2003 tournament title, and was the SEC's all-time assist leader, finishing her career fifth in NCAA history with 945.



### Nicki Arnstad

The 2002 NCAA floor exercise co-champion, Arnstad became the first LSU gymnast to win a national title. She was a two-time All-American and won the NCAA Central Regional Floor and All-Around Championships.



### Esther Jones

A 21-time All-American while a LSU, Jones won a gold medal as a member of the United States' 4x100-meter relay team at the 1992 Olympic Games in Barcelona.



### April Burkholder

The 2006 NCAA beam co-national champion. Finished career with 14 All-America honors and four All-SEC selections. In addition, was named the NCAA Central Region Gymnast of the year twice (2004, 2005), the SEC Gymnast of the Year on two occasions (2004 and 2005) and was also the conference's Freshman of the Year in 2003.



### Muna Lee

The most decorated track and field athlete in school history, Lee won 20 All-America awards and a school record seven national titles while helping the Lady Tigers to five NCAA team championships during her time at LSU. A 2004 Olympian, she finished seventh in the 200 meters at the Summer Games in Athens, Greece.



### Xavier Carter

Carter won a school record-tying seven NCAA titles on the track and earned a total of 10 All-America honors. He became just the second athlete to win four titles at one national meet, joining Jesse Owens. Holds four individual school records and anchored LSU's 4x400-meter relay teams to two school records.



### Ben McDonald

Named the Golden Spikes National Player of the Year in 1989 and he was later the first player chosen in the Major League Baseball Draft by the Baltimore Orioles.



### Walter Davis

A two-time Olympian and World Champion, Davis helped LSU to national titles in 2001 and 2002. The SEC Male Athlete of the Year in 2002, he won six NCAA titles and earned a school-record nine All-America honors.



### David Toms

The two-time SEC Player of the Year, Toms has gone on to a successful career on the PGA Tour. Among his PGA Tour victories was a thrilling win at the PGA Championship in August of 2001.



### Meredith Duncan

The nation's top collegiate golfer in 2002, Duncan left LSU as the school's best female golfer. She earned first-team All-America honors as a senior in 2002 and won the United States Women's Amateur Championship in 2001.



### Todd Walker

Capped his LSU career as the SEC's all-time leader in hits, runs, RBIs, and total bases. Walker, who is a member of the All-Time College World Series Team, led LSU to the national title in 1993.

- INTRO
- THIS IS LSU
- TIGERS
- COACHES
- REVIEW
- PREVIEW
- RECORDS
- HISTORY
- LSU
- MEDIA





## Shaquille O'Neal

Four-time NBA champion, including the 2006 title with Miami, Shaquille O'Neal, the 2000 NBA MVP, joined the long list of prominent LSU alumni when he earned his degree in general studies in December 2000.



## Seimone Augustus

Received her degree in 2005 after just three years at LSU and while earning NCAA Women's Basketball National Player of the Year honors twice. The first pick of the 2006 WNBA draft by the Minnesota Lynx.



# Prominent LSU ALUMNI



### Eduardo Aguirre, Jr.

Named the first Director of U.S. Citizenship and Immigration Services (USCIS) for the Department of Homeland Security in 2003, Aguirre, Jr., was appointed the U.S. Ambassador to Spain in 2005.



### Kevin Faulk

Excelled in both the classroom and on the playing field as he graduated in just three years. Faulk is currently a member of the three-time Super Bowl Champion New England Patriots.



### Dr. James Andrews

A world-renowned orthopedic surgeon. Andrews is a 1963 graduate of LSU and a 1967 graduate of LSU Medical School. While at LSU, Andrews won the SEC indoor and outdoor titles in the pole vault.



### Carlos Roberto Flores

The president of Honduras from 1997-2001, Flores helped the nation recover after Hurricane Mitch devastated the country in 1998. Flores is married to the former Mary Carol Flake, also an alumnus of LSU.



### Lod Cook

Graduated from LSU with a bachelor's degree in Mathematics in 1955 and then earned his Master's degree in Petro Engineering in 1955. Cook served as CEO of ARCO for nine years.



### Jim Flores

Graduated with two LSU bachelors of science degrees; one in Corporate Finance in 1981 and the second in Petroleum Land Management in 1982. Flores is currently Chairman, President and CEO of Plains Exploration & Production Company

LSU's enrollment is more than 30,000 students, including more than 1,600 international students and nearly 5,000 graduate students.

**Dr. Larry O. Arthur** - AIDS researcher.

**John Ed Bradley** - Sports Illustrated writer and novelist.

**John Breaux** - U.S. Senator (1987-2005) and U.S. Congressman (1972-86) from Louisiana.

**Wil Calhoun** - Executive Producer of television sitcom "Friends".

**Cassandra Chandler** - One of the Federal Bureau of Investigation's highest ranking African-American women as special agent in charge of the Norfolk Field office.

**"Lightning Joe" Lawton Collins** - Chief of Staff for President Harry Truman.

**Bill Conti** - Oscar-winning composer who has written theme music for several well-known movies, including "Rocky" and its sequels.

**Eric Arturo Delvalle** - President of Panama (1985-1988).

**A. Wright Elliott** - Retired executive vice president, Chase Manhattan Bank.

**Graves Erskine** - U.S. Marine Corps General in WWII.

**Maxime A. Faget** - Designed Mercury and Gemini spacecrafts.

**Mary Carol Flake Flores** - Former first lady of Honduras.

**Murphy "Mike" Foster, Jr.** - Former governor of Louisiana (1996-2004).

**Kevin Griffin** - Lead singer of the platinum-selling rock band "Better than Ezra"

**Paul Groves** - Award-winning tenor with the Metropolitan Opera

**Rufus William (Bill) Harp** - Television set decorator for series including "L.A. Law" and "Moonlighting"

**Pat Hewlett** - CIO of Exxon Mobil.

**Walter Hitesman** - Former president, Reader's Digest.

**Hubert Humphrey** - U.S. vice president (1965-69).

**W. Vernon Jones** - Senior Scientist for Suborbital Research, NASA headquarters.

**Delos "Kip" Knight** - Vice president of marketing and brand management for eBay international.

**Russell Long** - U.S. Senator from Louisiana (1948-87).

**Ray Marshall** - Secretary of Labor under President Jimmy Carter.

**James E. Maurin** - Founding partner and CEO of Stirling Properties, a national real estate services firm.

**Grover Murray** - Former president of Texas Tech University.

**Jake Lee Netterville** - Chairman of the board of Postlethwaite and Netterville, the largest Louisiana-based public accounting firm.

**Edwin Newman** - Longtime NBC News journalist and author.

**Carolyn Bennett Patterson** - Former senior editor, National Geographic.

**J. Howard Rambin** - Former CEO and Chairman of the Board, Texaco.

**Rex Reed** - Drama critic, syndicated columnist.



### Kenneth Brown

A 1995 graduate of LSU and the host of Home and Garden Television's (HGTV) show "redesign", Brown credits much of his success to LSU's interior design program, which is ranked among the top 10 nationally. Brown's show completed its first season in 2005, and HGTV plans to air 65 more episodes.

**Maj. Gen. Thomas Rhame** - Led 1st Infantry Division against Iraq during Persian Gulf War.

**Thomas O. Ryder** - Chairman of the Board, The Reader's Digest Association.

**Frances Seghers** - Senior VP of Sony Entertainment European Community Affairs, which includes Sony Music, Sony Pictures and Sony Playstation.

**Dolores Spikes** - Former President of the Southern University System and the University of Maryland-Eastern Shore.

**Rex Strother** - Author, political consultant.

**David Suarez** - Co-owner of Atlantic Company of America, Inc., which performed the historic restoration of the Washington Monument, the Smithsonian's Air and Space Museum and the main U.S. Treasury Building.

**Rebecca Wells** - Author of the novel and film "Devine Secrets of the Ya-Ya Sisterhood."

**Joanne Woodward** - Academy Award-winning actress and wife of Paul Newman.



### Reinosuke Hara

Researched at LSU in the 1950s and then later received an honorary Doctorate of Science degree from LSU in 1992. Former President and CEO of Seiko Instruments.



### Mary L. Landrieu

Became the first woman from Louisiana elected to a full term in the United States Senate in 1997.



### Harry J. Longwell

Graduated from LSU in 1963 with a Bachelor's degree in petroleum engineering and retired in 2004 as the Executive Vice President and Director of ExxonMobil.



### Eddie J. Jones

Former President of the NFL's Miami Dolphins franchise, the 37-year veteran of the NFL is currently a Trustee of the Bert Bell/Pete Rozelle Retirement and Disability Plan.



### Marty Sixkiller

Senior Technical Director for PDI/DreamWorks' movies "Antz," "Shrek," "Shrek 2," "Shrek the Third," "Madagascar" and "Over the Hedge".



### James Carville

Received both a Bachelor's degree and Law degree from LSU. Carville gained fame in the 1990s as the chief campaign strategist for Bill Clinton and Al Gore. Carville also penned a best-selling memoir titled "All's Fair: Love, War and Running for President".

INTRO

THIS IS LSU

TIGERS

COACHES

REVIEW

PREVIEW

RECORDS

HISTORY

LSU

MEDIA



# Sports Museum

## JACK & PRISCILLA ANDONIE

The Jack and Priscilla Andonie Museum is home to LSU's athletics history. The museum, located at the Lod Cook Alumni Center on LSU's campus, is full of artifacts and memorabilia from the Andonie's personal collection gathered by the couple over the past three decades. The museum features more than 115 precious pieces of LSU memorabilia. Among these are the 1926 program of the dedication of the campus; the 1936 Sugar Bowl program signed by Governor Oscar K. Allen; Chinese Bandits' hats, jerseys and game ball of the 1958 National Champions; Shaquille O'Neal's and Pete Maravich's jerseys and game shoes; coach Skip Bertman's championship game uniform; the Tiger Band's national championship trophy; coach Dale Brown's favorite game tie; coach Nick Saban's Sugar Bowl headphones; and the 2003 national championship signed game ball.

Twenty-four wall mounted TVs simultaneously broadcast music videos of the Tiger Band, Cheerleaders, Golden Girls, significant LSU Sports moments, and campus scenes from the 1930s, 40s and 50s. These videos are synched to the wonderful music of the LSU Band and were created exclusively for the Andonie Museum. A movie screen is installed across the corridor entrance displaying the 2004 Nokia Sugar Bowl and highlights of the 2003 championship football season.

Twenty-two huge purple and gold banners add bursts of color to the museum's wall displays. These banners provide information about legendary coaches Paul Dietzel and Charles McClendon. The banners also pay tribute to LSU's SEC and national championship teams.



### Amenities

- ▶ 54 Sports Displays
- ▶ 24 large wall-mounted television screens
- ▶ 13,000 LSU artifacts and memorabilia
- ▶ Numerous kiosk displays

### Museum Hours

**FREE ADMISSION**  
 Monday - Friday 9 a.m. - 4:30 p.m.  
 Sat. & Sun. 1:30 - 4:30 p.m.

**Home Football Game Days:**  
 9:00 a.m. - 2 hours prior to game time

# Athletic Facilities

- INTRO
- THIS IS LSU
- TIGERS
- COACHES
- REVIEW
- PREVIEW
- RECORDS
- HISTORY
- LSU
- MEDIA



## Tiger Stadium

Football  
 Built - 1924 • Capacity - 92,400  
 Largest Crowd - 92,664 vs. Auburn on October 22, 2005



## Pete Maravich Assembly Center

Men's and Women's Basketball, Volleyball and Gymnastics  
 Built - 1971 • Capacity - 13,472  
 Largest Crowd - 15,694 (MBKB vs. Ole Miss on Feb. 25, 1981)



## Alex Box Stadium

Baseball  
 Built - 1938 • Capacity - 7,760  
 Largest Crowd - 8,683 vs. Houston on March 6, 2004



## Bernie Moore Track Stadium

Men's and Women's Outdoor Track & Field  
 Built - 1969 • Capacity - 5,680  
 Largest Crowd - 3,947 on June 1, 2001 (NCAA Championships)



## Tiger Park

Softball  
 Built - 1996 • Capacity - 1,000  
 Largest Crowd - 2,326 vs. Tennessee on April 28, 2007




## Soccer Complex

Women's Soccer  
 Built - 1996 • Capacity - 1,500  
 Largest Crowd - 2,160 vs. McNeese State on Sept. 14, 2007



## W.T. "Dub" Robinson Stadium

Men's and Women's Tennis  
 Built - 1970 • Capacity - 550



## Natatorium

Men's and Women's Swimming & Diving  
 Built - 1985 • Capacity - 2,200

# Southeastern Conference

- INTRO
- THIS IS LSU
- TIGERS
- COACHES
- REVIEW
- PREVIEW
- RECORDS
- HISTORY
- LSU
- MEDIA



## Dual Titles

In 2005-2006 the LSU Men's and Women's Basketball teams became the first ever Southeastern Conference program to both win SEC Championships in the same season. The SEC title last season was the ninth men's title in school history.

**The Southeastern Conference celebrates its 75th anniversary this season and when it comes to league history, men's basketball certainly needs to take a back seat when it comes to its place in the SEC. The SEC has captured 10 NCAA Championships and four NIT titles putting the SEC as one of the nation's top basketball conferences.**

## SECond to None

The SEC is the first conference win the Division I National Championship in Football (Florida), Men's Basketball (Florida) and Women's Basketball (Tennessee) in the same school year. The Southeastern Conference won all three during the 2006-07 academic year.

Only the SEC and the Big East have ever won both the men's and women's basketball titles in one season. SEC won both three times in 1996, 1998 and 2007.

The SEC swept both the NIT and NCAA Tournaments in 2006 with Florida knocking off UCLA, 73-57, to earn its first NCAA championship and South Carolina defeated Michigan, 76-64, to earn their second straight NIT title.

The Southeastern Conference became the first conference since the Big East in 2003 to win both titles in a season. Only four conference have both the NIT and NCAA title, including the ACC (1992) and Big Ten (1979).

## Record Attendance

The SEC posted a record attendance last season totaling 2,467,939 fans for games featuring SEC teams. Home attendance numbers showed an increase at 10 of 12 SEC arenas, including at LSU for the sixth straight season. The SEC bested its previous high in 2003-04 by 237,393 fans.

## SEC First in NCAA Tourney Record and Wins

With an 11-4 record in the 2007 NCAA Tournament, the SEC ranks first among all conferences in record and wins in the "Big Dance" over the last two seasons. The SEC has amassed 24 victories during the last two NCAA Tournaments.

## Conference NCAA Record (2006-present)

SEC	24-9 (.727)
Pac-10	18-10 (.643)
Big East	18-14 (.563)
ACC	13-11 (.542)
Big Ten	12-12 (.500)
Big 12	10-8 (.556)

## Five Teams Dancing

The SEC was fifth in number of bids for the 2007 NCAA Tournament, receiving at least five bids for the 11th straight season.

SEC Champion Florida made its ninth straight NCAA Tournament appearance this year. Kentucky made its 16th straight NCAA tourney. Arkansas and Tennessee both made their second straight appearances and Vanderbilt rejoined the field for the first time since 2004.

Here is a breakdown of conferences with more than one bid and their records, ranked by winning pct:

	'07 RECORD	NO. OF BIDS
SEC	11-4 (.733)	5
Pac 10	10-6 (.625)	6
Big Ten	9-6 (.600)	6
Big 12	6-4 (.600)	4
Big East	7-6 (.538)	6
ACC	7-7 (.500)	7
Horizon	2-2 (.500)	2
Missouri Valley	2-2 (.500)	2
Mountain West	2-2 (.500)	2

## SEC Among Final Four Leaders

In the last 15 NCAA Tournaments (1993-2007), the SEC's 12 Final Four appearances are the second most by any conference.

With Florida and LSU returning to the Final Four in the 2006 season, the SEC has had a total of five different teams to make the national semifinals, behind only the Big Ten's seven over the 15-year span.

This year's Final Four showing gives the SEC its 22nd all-time appearance (27th including five appearances by Arkansas prior to joining the SEC).

ACC - 13 - Duke, Georgia Tech, North Carolina, Maryland
SEC - 12 - Arkansas, Florida, Kentucky, LSU, Mississippi State
Big Ten - 11 - Illinois, Indiana, Michigan, Michigan State, Minnesota, Ohio State, Wisconsin
Big 12 - 7 - Kansas, Oklahoma, Oklahoma State, Texas
Big East - 7 - Connecticut, Georgetown, Louisville, Marquette, Syracuse
Pac 10 - 7 - Arizona, Stanford, UCLA

## SEC in Strength of Schedules

All 12 SEC teams posted schedules among the Top 60 in the country, according to CollegeRPI.com, entering the postseason.

## Home Sweet Home

Southeastern Conference teams had a 174-34 (.837) record at home this past season.





## 2007-08 Tiger Girls

The popular men's basketball dance group is in its tenth year of performing at the Assembly Center. The Tiger Girls won the 2000 National Dance Team Championship and finished second in 2004.

### FRONT ROW (KNEELING L TO R):

Alisha Andrepont, Kristen Hebert, Ashley Gieg, Andrea Sonnier, Christina Caporella, Angele Louviere, Natalie Viator

### BACK ROW (L TO R):

ATaylor Haydell, Heidi Hankin, Lauren Hammond, Casey Dauzat, Maurie Hooton, Kristen Davis, Erin Keller, Sarah Broussard, Brittany Keahey, Kelsey Walden Hebert



## 2007-08 Tiger Cheerleaders

The Tiger Cheerleaders are routinely among the tops in the country in annual competitions, having placed in the top five several times.



**Front Row (l-r):** Katie Prechter, Braley Raborn, Liza Boyer, Scott Watkins, Kate Stone, Mitchel Hollier, Mike the Tiger, Scott Dufour, Monica Polemeni, Evan Payne, Meghan Scully, Kenny Daenen, Jessica Spitale.

**Middle Row (l-r):** Kevin Daigle, Andrew Murphy, Austin Langley, Tres Cossaboom, Ricky McDonald, Jamie Mascari, Lizzie Montero, Christopher Bogantes, Chico Garcia (coach), Amanda Ott (coach), Pauline Zernott (coordinator).

**Back Row (l-r):** BreAnna Kucera, Caleb Jordan, Taylor Trahan, Trever Thibodeaux, Kaylee Elder, Kimberly Chicola, Justin Hua, Ben Brickner, Jill Honeycutt, Blake Jenevein, Keli Richardson, Eddie Lane, Katherine Whitty, Derek Medicut, Codi Cox, Matthew Thompson, Daisy Brame.

# Alex Farrer

# 30

# Alex Farrer

Guard • 6-5 • 190 • Sophomore • 1L • Phoenix, Ariz. • St. Mary's HS

- INTRO
- THIS IS LSU
- TIGERS
- COACHES
- REVIEW
- PREVIEW
- RECORDS
- HISTORY
- LSU
- MEDIA



### Career Highs

<b>Points</b>	5, twice
<b>Rebounds</b>	2, three times
<b>FGS Made</b>	1, four times
<b>FG ATT.</b>	5, at Kentucky, 2/20/07
<b>3 PT FG Made</b>	1, four times
<b>3 PT FG Att.</b>	5, at Kentucky, 2/20/07
<b>FTS Made</b>	2, twice
<b>FT Attempts</b>	4, vs. McNeese State, 11/29/06
<b>Assists</b>	2, vs. Nicholls State, 11/17/06
<b>Blocks</b>	1, twice
<b>Minutes Played</b>	16, vs. McNeese State, 11/29/06

### Top Scoring Games

1. 5 vs. McNeese State, 11/29/06
1. 5 vs. Nicholls State, 11/17/06
3. 3 vs. South Carolina, 3/3/07
3. 3 at Kentucky, 2/20/07
5. 2 vs. UL-Monroe, 11/19/06

### 2007 SEC Academic Honor Roll

#### REDSHIRT FRESHMAN SEASON (2006-07)

Played in 14 games, totaling 86 minutes, averaging 1.3 points and 1.0 rebounds a game ... Farrer played double-figure minutes four times -- 16 vs. McNeese (11/29), 12 vs. Nicholls State (11/17), 11 vs. Wright State (12/27) and South Carolina (3/3) ... Scored a season best five points versus Nicholls State (11/17) and McNeese (11/29).

#### FRESHMAN SEASON (2005-06)

Redshirted but was able to practice with the team during the season.

#### PRIOR TO LSU

Farrer averaged 17.5 points, 9.2 rebounds and three blocked shots a game for a St. Mary's team that was 24-7 and advanced to the Arizona Class 5A state championship game ... Also played first base for the baseball team ... Second-team all-region as a junior and first-team all-region as a senior ... All-state honorable mention as a senior.

#### PERSONAL


Born on Dec. 10, 1986, in Phoenix ... Full name is Alex Joseph Farrer ... Parents are Robert and Pam Farrer ... Dad played college basketball ... Two older brothers, Andrew and Rob, and one older sister, Julie ... Marketing major ... Chose LSU "because the campus was nice, the coaches are good and we have a chance to win a championship." ... Favorite food is Mexican while favorite actors are Denzel Washington and Jamie Foxx ... Favorite NBA team is Houston and favorite player is Chris Paul of the New Orleans Hornets.

### Farrer's Game-by-Game Totals

Opponent	Min	FG	3FG	FT	REB	PF/D	A	TO	BLK	STL	PTS
Nicholls St.	12	1-1	1-1	2-2	0	2-0	2	2	1	0	5
UL-Monroe	4	1-3	0-2	0-0	0	0-0	0	0	0	0	2
McNeese St.	16	1-4	1-4	2-4	3	1-0	0	1	1	0	5
At Oregon St.	3	0-1	0-1	0-0	0	0-0	1	0	0	0	0
La. Tech	2	0-0	0-0	0-0	2	0-0	0	0	0	0	0
Wright State	11	0-4	0-3	0-0	2	0-0	1	0	0	0	0
Miss. Valley	3	0-1	0-0	0-0	0	1-0	0	0	0	0	0
Arkansas	4	0-1	0-1	0-0	0	0-0	0	0	0	0	0
Miss. State	4	0-0	0-0	0-0	0	0-0	0	0	0	0	0
At Kentucky	8	1-5	1-5	0-0	3	0-0	0	0	0	0	3
At Auburn	0	0-0	0-0	0-0	0	0-0	0	0	0	0	0
South Carolina	11	1-2	1-2	0-0	2	1-0	1	1	0	0	3
Vs. Tennessee	5	0-0	0-0	0-0	0	1-0	1	1	0	0	0
Vs. Ole Miss	3	0-1	0-1	0-0	2	1-0	0	0	0	0	0
<b>Totals</b>	<b>86</b>	<b>5-23</b>	<b>4-20</b>	<b>4-6</b>	<b>14</b>	<b>7-0</b>	<b>6</b>	<b>5</b>	<b>2</b>	<b>0</b>	<b>18</b>

### Alex Farrer's Career Stats

YEAR	GP-GS	MIN/AVG	FG-FGA	PCT.	3FG-FGA	PCT.	FT-FTA	PCT.	REB-AVG	PF-FO	AST	TO	BLK	STL	PTS-AVG.
06-07	14-0	86/6.1	5-23	.217	4-20	.200	4-6	.667	14-1.0	7-0	6	5	2	0	18-1.3
<b>Totals</b>	<b>14-0</b>	<b>86/6.1</b>	<b>5-23</b>	<b>.217</b>	<b>4-20</b>	<b>.200</b>	<b>4-6</b>	<b>.667</b>	<b>14-1.0</b>	<b>7-0</b>	<b>6</b>	<b>5</b>	<b>2</b>	<b>0</b>	<b>18-1.3</b>



# 21

## Chris Johnson

Forward • 6-11 • 185 • Junior • 2L • Montross, Va. • Laurinburg Prep

- INTRO
- THIS IS LSU
- TIGERS
- COACHES
- REVIEW
- PREVIEW
- RECORDS
- HISTORY
- LSU
- MEDIA

### Career Highs

<b>Points</b>	13, vs. Alabama, 1/31/07
<b>Rebounds</b>	7, at Miss. State, 2/3/07
<b>FGS Made</b>	4, three times
<b>FG ATT.</b>	8, twice
<b>3 PT FG Made</b>	1, three times
<b>3 PT FG Att.</b>	2, twice
<b>FTS Made</b>	4, vs. Alabama, 1/31/07
<b>FT Attempts</b>	4, vs. Alabama, 1/31/07
<b>Assists</b>	1, seven times
<b>Blocks</b>	3, vs. Alabama, 1/31/07
<b>Steals</b>	1, five times
<b>Minutes Played</b>	24, at Miss. State, 2/3/07

### Top Scoring Games

1.	13	vs. Alabama, 1/31/07
2.	9	vs. Arkansas, 2/10/07
2.	9	vs. Nicholls State, 11/17/06
4.	6	vs. Nicholls State, 11/21/06
5.	4	vs. Miss. State, 2/17/07
5.	4	at Miss. State, 2/3/07
5.	4	vs. Miss. Valley, 12/28/06
8.	3	vs. UL-Monroe, 11/19/06
10.	2	six times



Made his first career starts and had his first double-figure scoring game of his LSU career during his sophomore season ... Averaged 9.3 points per game and 6.3 rebounds on the Canadian exhibition tour.

### SOPHOMORE SEASON (2006-07)

Played in 18 games during the season and started two games, against Alabama (1/31) and at Mississippi State (2/3) ... Played 18 minutes against Alabama, hitting 4-of-8 field goals, including a trey, and all four free throws as he recorded his first double-figure scoring game with 13 points and three blocks ... Against Mississippi State, played 24 minutes, scoring four points with seven rebounds and two blocks ... Also would play double-figure minutes against Arkansas (2/10), hitting 4-of-8 field goals in a nine-point night ... For the season, averaged 3.2 points and 1.6 rebounds per game ... Averaged seven minutes per game ... Made 24-of-43 field goal attempts (55.8 percent), 3-of-6 treys ... Blocked 12 shots during year.

### FRESHMAN SEASON (2005-06)

Saw action in 10 games as a freshman, averaged 4.3 minutes a game in those contests ... Averaged 1.3 points, 0.7 rebounds and hit 6-of-18 field goal attempts ... Played a season high 10 minutes against both Nicholls State and New Orleans ... Scored a season-high six points against Nicholls State (11/21), hitting 3-of-7 field goal attempts ... Played in three post-season games, the SEC Tournament contests against Vanderbilt (3/10) and Florida (3/11) and the first-round NCAA Tournament game against Iona (3/15).

### PRIOR TO LSU

Part of a 40-0 prep school national championship team .... Averaged 8.6 points, 3.9 rebounds and 2.7 blocks a game as a senior and shot 42 percent from three-point range ... Coached by Chris Chaney ... At Colonial Beach High School, averaged 22.2 points per game his final season with 12.5 rebounds.

### PERSONAL

Born on July 17, 1985 in Washington, D.C. ... Mother is the late Sandra L. Johnson ... One brother, Joe Posey ... Majoring in interdisciplinary studies.



### Chris Johnson's Career Stats

YEAR	GP-GS	MIN/AVG	FG-FGA	PCT.	3FG-FGA	PCT.	FT-FTA	PCT.	REB-AVG	PF-FO	AST	TO	BLK	STL	PTS-AVG.
05-06	10-0	43/4.3	6-18	.333	0-6	.000	1-2	.500	7-0.7	2-0	3	6	3	2	13-1.3
06-07	18-2	122/6.8	24-43	.558	3-6	.500	7-11	.636	29-1.6	19-0	3	8	12	2	58-3.2
<b>Totals</b>	<b>28-2</b>	<b>165/5.9</b>	<b>30-61</b>	<b>.492</b>	<b>3-12</b>	<b>.250</b>	<b>8-13</b>	<b>.615</b>	<b>36-1.3</b>	<b>21-0</b>	<b>6</b>	<b>14</b>	<b>15</b>	<b>4</b>	<b>71-2.5</b>

# Chris Johnson

INTRO

THIS IS LSU

TIGERS

COACHES

REVIEW

PREVIEW

RECORDS

HISTORY

LSU

MEDIA

## Johnson's Game-by-Game Statistics

### 2005-06

Opponent	Min.	FG	3FG	FT	REB	PF/D	A	TO	BLK	STL	PTS
Southern	5	0-0	0-0	0-0	1	0-0	0	1	0	0	0
Nicholls State	10	3-7	0-4	0-0	1	0-0	1	0	1	0	6
McNeese State	5	0-1	0-0	1-2	2	0-0	0	2	1	0	1
New Orleans	10	1-5	0-2	0-0	1	0-0	0	1	0	1	2
Ark-Monticello	1	0-0	0-0	0-0	0	0-0	1	0	0	0	0
Tulane	5	1-2	0-0	0-0	1	1-0	0	0	1	0	2
Georgia	5	1-3	0-0	0-0	1	0-0	1	2	0	1	2
Vs. Vandy	1	0-0	0-0	0-0	0	0-0	0	0	0	0	0
Vs. Florida	1	0-0	0-0	0-0	0	0-0	0	0	0	0	0
Vs. Iona	0	0-0	0-0	0-0	0	1-0	0	3	0	0	0
<b>Totals</b>	<b>43</b>	<b>6-18</b>	<b>0-6</b>	<b>1-2</b>	<b>7</b>	<b>2-0</b>	<b>3</b>	<b>6</b>	<b>3</b>	<b>2</b>	<b>13</b>

### 2006-07

Opponent	Min.	FG	3FG	FT	REB	PF/D	A	TO	BLK	STL	PTS
Nicholls State	8	4-5	0-0	1-2	1	1-0	0	0	1	0	9
UL-Monroe	3	1-2	1-1	0-0	2	2-0	1	0	0	0	3
McNeese State	6	1-1	0-0	0-0	0	1-0	0	1	0	0	2
Texas A&M	2	0-0	0-0	0-0	1	1-0	0	0	0	0	0
vs. Texas	2	0-0	0-0	0-0	1	0-0	0	0	0	1	0
Louisiana Tech	4	1-1	0-0	0-0	1	0-0	0	0	0	0	2
Wright State	2	0-0	0-0	1-2	0	0-0	0	0	2	0	1
Miss. Valley	5	2-2	0-0	0-0	0	1-0	1	0	0	0	4
At Arkansas	1	0-0	0-0	0-0	0	0-0	0	0	0	0	0
Alabama	18	4-8	1-2	4-4	2	0-0	0	1	3	0	13
At Miss. State	24	2-5	0-1	0-0	7	4-0	1	3	2	1	4
At Tennessee	7	1-2	1-1	0-0	4	1-0	0	0	1	0	3
Arkansas	17	4-8	0-0	1-1	5	2-0	0	2	1	0	9
At Ole Miss	3	0-0	0-0	0-0	1	0-0	0	1	1	0	0
Miss. State	9	2-3	0-0	0-2	1	0-0	0	0	0	0	4
At Kentucky	4	1-4	0-1	0-0	1	1-0	0	0	1	0	2
Florida	4	0-0	0-0	0-0	1	3-0	0	0	0	0	0
At Auburn	3	1-2	0-0	0-0	1	2-0	0	0	0	0	2
<b>Totals</b>	<b>122</b>	<b>24-43</b>	<b>3-6</b>	<b>7-11</b>	<b>29</b>	<b>19-0</b>	<b>3</b>	<b>8</b>	<b>12</b>	<b>2</b>	<b>58</b>





# 13

# Terry Martin

Guard • 6-6 • 200 • Junior • 1L • Monroe, La. • Texas Tech

- INTRO
- THIS IS LSU
- TIGERS
- COACHES
- REVIEW
- PREVIEW
- RECORDS
- HISTORY
- LSU
- MEDIA

### Career Highs

<b>Points</b>	23, vs. Auburn, 1/13/07
<b>Rebounds</b>	6, at Auburn, 2/28/07
<b>FGS Made</b>	8, vs. Auburn, 1/13/07
<b>FG ATT.</b>	17, at Kentucky, 2/20/07
<b>3 PT FG Made</b>	5, twice
<b>3 PT FG Att.</b>	9, twice
<b>FTS Made</b>	4, twice
<b>FT Attempts</b>	6, twice
<b>Assists</b>	5, at Ole Miss, 2/14/07
<b>Blocks</b>	1, three times
<b>Steals</b>	3, at Georgia, 1/28/07
<b>Minutes Played</b>	37, vs. Arkansas, 2/10/07

### Top Scoring Games

1.	23	vs. Auburn, 1/13/07
2.	19	vs. La. Tech, 12/23/06
3.	18	vs. Florida, 2/24/07
4.	16	at Kentucky, 2/20/07
4.	16	at Georgia, 1/28/07
6.	15	at Tennessee, 2/6/07
6.	15	vs. Ole Miss, 1/17/07
8.	14	at Miss. State, 2/3/07
8.	14	vs. Wright State, 12/27/06
10.	13	twice



Played the second half of the season after becoming eligible after transferring from Texas Tech ... Played primarily at the point guard spot on the Canadian exhibition trip, averaging 13.0 points per game and 5.3 assists a game.

### SOPHOMORE SEASON (2006-07)

Played in 24 games, starting 16, and led the team in three-point field goals with 52 (52-of-134, 38.8 percent) ... Averaged 29.2 minutes per game, while averaging 10.5 points (third on the team) and 2.8 rebounds a contest ... Scored in double figures in 15 games, topped by a 23-point performance against Auburn (1/13) ... In that game, hit 8-of-16 field goals and 5-of-9 three-pointers ... In a two-game streak, against Auburn and Ole Miss (1/17), Martin hit 13-of-26 field goals, 9-of-16 treys and scored 48 combined points ... Had a season-high five assists at Ole Miss (2/14).

### FRESHMAN SEASON (2005 AT TEXAS TECH)

Played 14 games for the Red Raiders, starting eight before moving back to his home state ... Joined the Tiger team at the start of the spring semester ... Averaged 7.4 points, 3.6 rebounds and 1.9 assists per game, while averaging 24.7 minutes ... He made 38 percent of his three-point attempts, 16-of-42 ... Scored 13 games in his first collegiate effort against San Jose State, one of six double figure games for the Red Raiders ... Season best of 14 points twice against Furman and TCU.

### PRIOR TO COLLEGE

Averaged 24 points, 10 rebounds, nine assists and three steals per game for Richwood High in Monroe ... Richwood won the Class 3A State Championship in his final season and he was named the MVP of the Louisiana Sports Writers Association All-State team in the class ... High school coach was his father, Terry Martin, Sr. ... Monroe News Star Player of the Year ... Nominee for Louisiana Mr. Basketball.

### PERSONAL

Born July 31, 1987, in Natchez, Miss. ... Parents are Terry, Sr., and Audwina Martin ... One brother, Keldric ... Dad played at Louisiana-Monroe and was a draft pick of the Atlanta Hawks of the NBA in 1984 and played 10 years of pro ball overseas ... Majoring in arts and sciences ... Hobbies, besides basketball, include music and movies.



### Terry Martin's Career Stats

YEAR	GP-GS	MIN/AVG	FG-FGA	PCT.	3FG-FGA	PCT.	FT-FTA	PCT.	REB-AVG	PF-FO	AST	TO	BLK	STL	PTS-AVG.
06-07	24-16	701/29.2	93-227	.410	52-134	.388	15-26	.577	67-2.8	37-1	35	43	6	11	253-10.5
<b>Totals</b>	<b>24-16</b>	<b>701/29.2</b>	<b>93-227</b>	<b>.410</b>	<b>52-134</b>	<b>.388</b>	<b>15-26</b>	<b>.577</b>	<b>67-2.8</b>	<b>37-1</b>	<b>35</b>	<b>43</b>	<b>6</b>	<b>11</b>	<b>253-10.3</b>



# Terry Martin

INTRO

THIS IS LSU

TIGERS

COACHES

REVIEW

PREVIEW

RECORDS

HISTORY

LSU

MEDIA

## Martin's Game-by-Game Statistics

Opponent	Min.	FG	3FG	FT	REB	PF/D	A	TO	BLK	STL	PTS
At Washington	20	5-11	3-7	0-0	1	2-0	1	0	0	0	13
Louisiana Tech	25	7-9	5-6	0-0	1	0-0	0	3	0	0	19
Wright State	21	5-8	4-6	0-0	3	0-0	4	0	0	1	14
Miss. Valley	20	4-10	2-5	0-1	4	1-0	2	1	0	0	10
Samford	24	4-7	1-3	0-0	3	5-1	1	1	0	0	9
Connecticut	20	0-5	0-3	0-0	1	1-0	0	0	0	0	0
At Alabama	20	1-9	0-2	0-0	1	1-0	2	0	0	0	2
Auburn	34	8-16	5-9	2-6	2	2-0	1	1	0	0	23
Ole Miss	33	5-10	4-7	1-2	3	0-0	2	1	0	0	15
At Arkansas	32	3-13	3-9	1-2	2	1-0	1	3	0	0	10
Vanderbilt	15	0-3	0-2	0-0	1	0-0	1	2	0	0	0
At Georgia	34	6-13	4-7	0-0	3	1-0	0	0	1	3	16
Alabama	33	2-8	1-4	0-0	4	3-0	1	2	0	2	5
At Miss. State	34	6-11	2-5	0-0	5	2-0	1	4	1	0	14
At Tennessee	29	4-8	3-6	4-4	3	2-0	0	2	1	0	15
Arkansas	37	4-8	3-7	2-3	2	2-0	0	1	0	0	13
At Ole Miss	31	0-2	0-1	0-0	1	1-0	5	5	1	1	0
Miss. State	36	4-11	2-8	0-0	4	0-0	1	2	2	0	10
At Kentucky	30	7-17	2-7	0-0	3	0-0	3	3	0	2	16
Florida	36	6-14	2-7	4-6	3	1-0	3	2	0	0	18
At Auburn	34	3-7	2-5	0-0	6	3-0	2	4	0	2	8
South Carolina	32	1-7	1-6	0-1	3	1-0	3	1	0	0	3
vs. Tennessee	39	6-8	3-4	0-0	5	4-0	1	4	0	0	15
vs. Ole Miss	32	2-12	0-8	1-1	3	4-0	0	1	0	0	5
<b>Totals</b>	<b>701</b>	<b>93-227</b>	<b>52-134</b>	<b>15-26</b>	<b>67</b>	<b>37-1</b>	<b>35</b>	<b>43</b>	<b>6</b>	<b>11</b>	<b>253</b>





# 2

# Dameon Mason

Guard/Forward • 6-6 • 185 • Senior • 1L • Kansas City, Mo. • Marquette

- INTRO
- THIS IS LSU
- TIGERS
- COACHES
- REVIEW
- PREVIEW
- RECORDS
- HISTORY
- LSU
- MEDIA

### Career Highs

<b>Points</b>	14, vs. Wright State, 12/27/06
<b>Rebounds</b>	7, vs. Florida, 2/24/07
<b>FGS Made</b>	5, three times
<b>FG ATT.</b>	10, at Tulane, 12/02/06
<b>3 PT FG Made</b>	2, twice
<b>3 PT FG Att.</b>	3, twice
<b>FTS Made</b>	4, vs. Miss. Valley, 12/28/06
<b>FT Attempts</b>	4, five times
<b>Assists</b>	7, vs. ULM, 11/19/06
<b>Blocks</b>	1, four times
<b>Steals</b>	3, vs. Vanderbilt, 1/24/07
<b>Minutes Played</b>	35, twice

### Top Scoring Games

1.	14	vs. Wright State, 12/27/06
2.	13	vs. Miss. Valley, 12/28/06
3.	12	at Tulane, 12/02/06
4.	11	vs. Samford, 12/29/06
5.	10	vs. UL-Monroe, 11/19/06
6.	9	at Washington, 12/20/06
6.	9	vs. McNeese State, 11/29/06
8.	7	three times



Returned to action in 2006-07 after sitting out 2005-06 season after transferring from Marquette ... Averaged 8.7 points on LSU's trip to Canada for three exhibition games.

### REDSHIRT JUNIOR SEASON (2006-07)

Played in 31 of the 32 games with 14 starts ... Averaged 19.2 minutes, 5.4 points and 3.0 rebounds a game ... Best two games came on back-to-back nights during the LSU tournament, scoring 14 against Wright State (12/27) and 13 against Mississippi Valley (12/28) ... Completed the tournament by scoring 11 against Samford (12/29) ... For the three games was 14-of-19 from the floor and 3-of-4 from the arc ... Had five double-figure scoring games ... Best rebounding effort was seven against Florida (2/24) ... Shot 42.7 percent from the floor (61-of-143) and 70 percent from the free throw line (35-of-50).

### JUNIOR SEASON (2005-06)

Sat out due to NCAA transfer rules, but was able to practice with the team during the season.

### PRIOR TO LSU (2003-05 at Marquette)

Started 28-of-31 games, averaging 30.4 minutes, 11.9 points and 5.6 rebounds per game as a sophomore ... Scored a career-high 26 points at Oakland and had the double-double with 10 rebounds ... Had his other double-double earlier in the season when he had 22 points and a season-best 13 rebounds in win over Sam Houston State ... Averaged 9.0 points and 4.5 rebounds during his freshman campaign ... Career average at Marquette in 61 games (44 starts) of 10.4 points per game ... Started the final 17 games of his freshman year ... Named Marquette's Most Improved Player after his freshman season and a member of Conference USA's All-Freshman team.

### HIGH SCHOOL

Played two seasons under Gordie Kerman ... Averaged 20.9 points and 60 percent from the field his senior season ... Second in the voting for the 2002-03 Illinois Mr. Basketball Award ... Two-time player of the year in the DuPage Valley Conference and was a first-team all-state selection as a junior and senior ... Averaged 23.0 points and 9.0 rebounds as a junior.

### PERSONAL

Born on March 1, 1985 ... Parents are Brad and Pam Mason ... Lists reading and listening to music as hobbies ... Majoring in general studies.



### Dameon Mason's Career Stats

YEAR	GP-GS	MIN/AVG	FG-FGA	PCT.	3FG-FGA	PCT.	FT-FTA	PCT.	REB-AVG	PF-FO	AST	TO	BLK	STL	PTS-AVG.
06-07	31-14	594/19.2	61-143	.427	9-28	.321	35-50	.700	93-3.0	48-1	25	40	6	16	166-5.4
<b>Totals</b>	<b>31-14</b>	<b>594/19.2</b>	<b>61-143</b>	<b>.427</b>	<b>9-28</b>	<b>.321</b>	<b>35-50</b>	<b>.700</b>	<b>93-3.0</b>	<b>48-1</b>	<b>25</b>	<b>40</b>	<b>6</b>	<b>16</b>	<b>166-5.4</b>

# Dameon Mason

INTRO

THIS IS LSU

TIGERS

COACHES

REVIEW

PREVIEW

RECORDS

HISTORY

LSU

MEDIA

## Mason's Game-by-Game Statistics

Opponent	Min.	FG	3FG	FT	REB	PF/D	A	TO	BLK	STL	PTS
Nicholls St	22	2-5	1-2	0-0	2	3-0	0	4	0	0	5
UL-Monroe	24	5-7	0-1	0-0	5	2-0	7	2	0	1	10
Wichita State	33	3-8	0-0	1-2	6	1-0	1	1	0	2	7
McNeese State	24	3-7	2-3	1-2	4	1-0	2	3	0	0	9
At Tulane	34	4-10	1-2	3-4	5	2-0	0	1	0	1	12
Texas A&M	35	2-6	1-3	2-2	2	0-0	2	3	0	1	7
Vs. Texas	33	1-6	0-2	2-3	4	3-0	0	1	1	1	4
At Oregon St.	6	0-0	0-0	1-2	1	1-0	1	0	0	0	1
At Washington	14	3-5	0-1	3-4	3	1-0	0	1	1	1	9
Louisiana Tech	11	1-3	0-1	0-0	4	1-0	0	1	0	0	2
Wright State	24	5-7	2-2	2-4	3	0-0	1	0	0	2	14
Miss. Valley	23	4-6	1-2	4-4	4	0-0	1	0	1	0	13
Samford	35	5-6	0-0	1-2	3	0-0	1	1	0	0	11
Connecticut	23	1-8	0-2	3-4	1	2-0	1	0	0	2	5
At Alabama	17	1-7	1-2	0-0	6	2-0	2	2	0	1	3
Auburn	16	1-3	0-1	0-0	4	2-0	0	2	0	0	2
Ole Miss	9	2-4	0-0	0-0	0	1-0	0	0	0	0	4
At Arkansas	7	0-1	0-0	0-0	0	0-0	0	0	0	0	0
Vanderbilt	25	2-8	0-2	2-2	5	2-0	2	0	1	3	6
At Georgia	17	1-4	0-1	0-0	1	1-0	1	4	1	0	2
Alabama	14	2-4	0-0	0-0	2	0-0	1	2	1	0	4
At Miss. State	6	1-1	0-0	0-0	1	2-0	0	1	0	0	2
At Tennessee	14	1-1	0-0	1-2	2	2-0	0	2	0	0	3
At Ole Miss	11	1-2	0-0	0-0	2	4-0	0	2	0	0	2
Miss. State	17	0-1	0-0	2-2	2	0-0	0	0	0	0	2
At Kentucky	23	3-8	0-0	1-1	6	3-0	0	0	0	0	7
Florida	21	2-4	0-0	1-2	7	4-0	0	1	0	1	5
At Auburn	21	1-2	0-0	2-4	4	5-1	1	2	0	0	4
South Carolina	10	1-2	0-0	1-2	1	2-0	0	0	0	0	3
Vs. Tennessee	6	0-1	0-0	0-0	1	1-0	0	2	0	0	0
Vs. Ole Miss	19	3-6	0-1	2-2	2	0-0	1	2	0	0	8
<b>Totals</b>	<b>594</b>	<b>61-143</b>	<b>9-28</b>	<b>35-50</b>	<b>93</b>	<b>48-1</b>	<b>25</b>	<b>40</b>	<b>6</b>	<b>16</b>	<b>16</b>





# 1 Tasmin Mitchell

Forward • 6-7 • 230 • Junior • 2VL • Denham Springs, La. • Denham Springs HS

- INTRO
- THIS IS LSU
- TIGERS
- COACHES
- REVIEW
- PREVIEW
- RECORDS
- HISTORY
- LSU
- MEDIA

### Career Highs

Points	24 at Auburn, 2/28/07
Rebounds	12, twice
FGS Made	10, at Auburn, 2/28/07
FG ATT.	20, twice
3 PT FG Made	5, vs. ULM, 11/19/06
3 PT FG Att.	8, vs. Vanderbilt, 1/24/07
FTS Made	7, twice
FT Attempts	9, at Tennessee, 2/6/07
Assists	6, twice
Blocks	3, vs. Arkansas, 2/10/07
Steals	4, four times
Minutes Played	44, vs. Texas, 12/10/06

### Top Scoring Games

1.	24	At Auburn, 2/28/07
2.	23	At Tennessee, 2/6/07
2.	23	vs. Texas, 12/10/06
4.	21	vs. South Carolina, 3/3/07
4.	21	vs. Louisiana-Monroe, 11/19/06
6.	20	five times



- 2007 NABC All-District 8 First Team
- 2007 All-Louisiana First Team
- 2006 SEC All-Freshman Team (Coaches)
- 2006 Freshman All-American (Collegeinsider.com)

Averaged 11.0 points, 5.0 rebounds and 3.0 assists on the Tigers' Labor Day Weekend trip to Canada.

### SOPHOMORE SEASON (2006-07)

Averaged 34 minutes per game for second straight season, starting every game ... Averaged 14.5 points, 5.9 rebounds, 1.8 assists and 1.1 steals per game ... 26 games in double figures, 48 in the first two years ... Six games of 20 points or more -- 21 vs. Louisiana-Monroe (11/19), 23 vs. Texas (12/10), 20 at Washington (12/20), 23 at Tennessee (2/6), 24 at Auburn (2/28) and 21 vs. South Carolina (3/3) ... 10 games of 20 or more in his first two years ... Had four more double doubles to up his career total to seven ... Equaled his career high in rebounds with 12 against Louisiana Tech on Dec. 23 ... Equaled career high of six assists in Houston against Texas (12/10) ... Made 41 three-pointers, giving him 69 made for his career ... Has consistently hit his free throws over his career and after two years is just short of 75 percent ... Finished the season ranked 12th in scoring in the Southeastern Conference, 13th in rebounds, eighth in field goal percentage (46.6 percent) and sixth in minutes played (34.12).

### FRESHMAN SEASON (2005-06)

Averaged 34.4 minutes per game, second on the team, and averaged 11.4 points, 5.6 rebounds and 2.8 assists a game in the 36-game season ... 22 games scoring in double figures ... Had four 20-point games, all in important games after the first of the year -- 20 at Ole Miss (1/28), at South Carolina (2/28), vs. Vandy (SECT-3/10) and vs. Florida (SECT-3/11) ... Was named the Chevrolet Player of the

Game for his 12 points and six rebounds against UCLA (4/1) in the NCAA Final Four game ... With back spasms limiting ability, Mitchell didn't score for 39 minutes and 30 seconds at Auburn (2/18), but he was able to get open for a layup that gave LSU the lead for good in the final 30 seconds of the 65-61 win ... Three double-doubles - 19 points, 12 rebounds in his debut game against Southern (11/18); 16 points, 11 rebounds against UL-Lafayette (12/17) and 10 points, 10 rebounds against Duke (3/23) in the NCAA Regional Semifinals ... Got LSU on the way to its 7-0 league start, scoring 16 of his 19 points in the second half in the win at Arkansas (1/11) to open SEC play ... Named the first SEC Freshman of the Week after his performance in the opener against Southern ... Finished 16th in the SEC rebounding list and seventh in minutes played in the SEC.

### PRIOR TO LSU

Mitchell was a Mr. Basketball selection by the La. Sports Writers Association following his outstanding career at Denham Springs High School ... Played center at Denham Springs for Coach Paul Smith ... Averaged 26.9 points per game, 10 rebounds, six assists, 3.5 blocks and 2.3 steals ... Was named the Class 5A state Player of the Year, Mr. Basketball and a high school All-American by McDonald's, Parade Magazine and EA Sports ... Rated 20th best high school senior of 2005 by recruiting website www.rivalshoops.com ... Two-time prep All-American, four-time first-team Class 5A All-State, four-time first-team all-district, four-time Parish MVP, Louisiana Gatorade Circle of Champions Player of the Year.

### PERSONAL

Born in Baton Rouge on June 25, 1986 ... Full name is Tasmin Olajuwon Mitchell ... Mother is Collette Mitchell, whom Tasmin cites as his biggest influence because "she always encouraged me to do my best." ... Majoring in sociology ... Godfather is LSU Associate Head Coach Butch Pierre ... Chose LSU because "it's close to home, the environment, coaches, fans and education" ... Not surprisingly favorite foods are red beans and sweet potato pie ... Favorite NBA team is the Miami Heat.

### Tasmin Mitchell's Career Stats

YEAR	GP-GS	MIN/AVG	FG-FGA	PCT.	3FG-FGA	PCT.	FT-FTA	PCT.	REB-AVG	PF-FO	AST	TO	BLK	STL	PTS-AVG.
05-06	36-36	1240/34.4	162-365	.444	28-95	.295	60-81	.741	201-5.6	85-0	100	83	18	53	412-11.4
06-07	32-32	1092/34.1	173-371	.466	41-109	.376	78-104	.750	189-5.9	76-1	59	55	25	34	465-14.5
<b>Totals</b>	<b>68-68</b>	<b>2332/34.3</b>	<b>335-736</b>	<b>.455</b>	<b>69-204</b>	<b>.338</b>	<b>138-185</b>	<b>.746</b>	<b>390-5.7</b>	<b>161-1</b>	<b>159</b>	<b>138</b>	<b>43</b>	<b>87</b>	<b>877-12.9</b>





## Mitchell's Game-by-Game Statistics

### 2006-07

OPPONENT	MIN	FG	3FG	FT	REB	PF/D	A	TO	BLK	STL	PTS
Nicholls State	26	4-10	3-5	3-3	8	2-0	2	0	1	3	14
UL-Monroe	27	7-8	5-6	2-2	7	1-0	2	4	0	0	21
Wichita State	33	3-11	0-1	0-2	5	3-0	3	2	1	0	6
McNeese State	22	7-11	2-3	0-0	7	3-0	3	2	1	3	16
At Tulane	33	3-13	1-3	4-5	7	3-0	2	1	1	2	11
Texas A&M	40	5-12	1-3	4-4	9	2-0	2	2	2	1	15
vs. Texas	44	9-18	3-7	2-2	10	5-1	6	1	0	4	23
At Oregon State	37	4-14	1-7	2-2	6	1-0	2	2	1	0	11
At Washington	34	8-17	2-3	2-2	2	1-0	3	0	0	0	20
Louisiana Tech	32	4-11	0-4	1-1	12	2-0	1	1	2	1	9
Wright State	31	3-7	0-0	0-0	6	1-0	4	0	2	0	6
Miss. Valley	24	6-8	2-3	3-4	5	3-0	1	3	1	1	17
Samford	36	5-8	1-1	2-2	4	1-0	1	0	1	1	13
Connecticut	36	6-10	1-3	3-4	10	3-0	0	5	0	3	16
At Alabama	36	8-18	1-4	2-4	3	3-0	1	1	0	0	19
Auburn	25	3-4	1-2	5-7	7	4-0	0	2	1	0	12
Ole Miss	36	6-14	1-5	6-7	10	0-0	0	1	1	0	19
At Arkansas	36	3-11	0-3	0-0	4	4-0	2	6	0	0	6
Vanderbilt	38	7-20	2-8	0-0	7	2-0	3	0	0	0	16
At Georgia	28	1-5	0-1	3-4	2	3-0	0	3	0	2	5
Alabama	33	6-9	0-0	2-2	3	3-0	1	0	1	1	14
At Miss. State	37	5-11	0-1	1-5	4	2-0	3	3	0	1	11
At Tennessee	39	7-13	2-4	7-9	6	2-0	1	0	0	0	23
Arkansas	38	7-11	0-1	2-2	1	0-0	2	0	3	1	16
At Ole Miss	35	4-10	1-2	2-4	10	0-0	0	2	1	2	11
Miss. State	40	6-14	1-4	4-4	6	4-0	1	1	2	1	17
At Kentucky	38	7-15	3-5	2-4	2	3-0	1	3	0	0	19
Florida	30	4-8	1-2	2-3	4	4-0	2	6	0	0	11
At Auburn	38	10-20	2-4	2-3	7	2-0	2	1	1	0	24
South Carolina	37	7-11	0-1	7-7	5	3-0	4	1	0	2	21
vs. Tennessee (SECT)	40	2-9	2-8	0-2	6	3-0	2	2	1	4	6
vs. Ole Miss (SECT)	33	6-10	2-5	3-4	4	3-0	2	0	1	1	17
<b>TOTALS</b>	<b>1092</b>	<b>173-371</b>	<b>41-109</b>	<b>78-104</b>	<b>189</b>	<b>76-1</b>	<b>59</b>	<b>55</b>	<b>25</b>	<b>34</b>	<b>465</b>

### 2005-06

OPPONENT	MIN	FG	3FG	FT	REB	PF/D	A	TO	BLK	STL	PTS
Southern	36	8-15	2-3	1-1	12	2-0	1	1	0	4	19
Nicholls State	20	3-9	0-1	1-2	11	3-0	0	1	0	2	7
At West Virginia	42	4-10	1-3	0-0	7	4-0	5	2	0	0	9
Houston	40	8-11	2-3	0-2	6	1-0	2	7	1	2	18
McNeese State	36	6-13	1-4	0-0	5	2-0	5	5	1	1	13
New Orleans	27	4-7	0-1	0-0	4	2-0	4	1	2	1	8
UL-Lafayette	36	7-12	1-4	1-2	11	4-0	3	7	1	2	16
Northern Iowa	37	2-10	0-3	0-0	7	0-0	2	2	0	0	4
vs. Ark-Monticello	33	4-11	0-1	0-0	5	2-0	3	1	1	2	8
vs. Cincinnati	35	4-6	0-1	2-2	1	3-0	2	3	0	0	10
at Ohio State	37	5-8	0-0	2-2	4	4-0	5	2	0	0	12
Tulane	27	2-10	0-1	5-6	4	2-0	1	2	0	3	9
At Connecticut	35	4-9	1-2	3-4	1	3-0	1	1	0	0	12
At Arkansas	29	8-12	0-1	3-4	9	2-0	1	1	0	0	19
Tennessee	34	5-9	1-2	2-3	6	4-0	4	1	0	1	13
At Miss. State	35	3-11	1-5	1-1	5	1-0	5	1	0	2	8
Alabama	36	5-10	3-5	1-1	5	0-0	4	1	0	1	14
Georgia	31	4-12	1-2	2-2	8	0-0	3	0	0	3	11
At Ole Miss	38	7-15	2-5	4-6	2	3-0	2	1	0	4	20
Auburn	33	4-9	0-2	0-0	2	3-0	5	3	1	4	8
At Alabama	37	6-9	2-3	0-0	0	0-0	1	2	1	0	14
Arkansas	37	3-9	0-2	1-2	7	4-0	3	3	0	3	7
At Florida	36	5-11	0-3	4-4	3	2-0	1	5	1	1	14
Miss. State	33	2-9	0-2	2-2	9	4-0	4	4	1	1	6
At Auburn	33	4-9	0-2	0-0	2	3-0	5	3	1	4	8
At Vanderbilt	32	4-8	0-2	1-2	5	3-0	1	3	1	1	9
Kentucky	37	2-11	1-4	5-8	7	1-0	1	2	1	0	10
At S. Carolina	37	7-11	1-3	5-7	4	1-0	2	1	2	1	20
Ole Miss	38	3-11	1-5	4-4	5	4-0	5	2	0	3	11
vs. Vandy (SECT)	35	8-12	3-3	1-2	4	2-0	4	0	0	1	20
vs. Florida (SECT)	36	8-14	2-6	2-2	9	2-0	1	3	0	3	20
vs. Iona (NCAAT)	37	3-9	1-3	4-4	3	4-0	6	2	0	2	11
vs. Texas A&M (NCAAT)	37	1-9	0-2	0-0	7	2-0	2	3	1	1	2
vs. Duke (NCAAT)	40	5-10	0-2	0-0	10	1-0	3	1	1	1	10
vs. Texas (NCAAT)	30	2-8	1-4	1-2	5	4-0	6	2	0	1	6
vs. UCLA (NCAAT)	35	5-12	0-0	2-4	6	2-0	1	3	2	2	12
<b>TOTALS</b>	<b>1240</b>	<b>162-365</b>	<b>28-95</b>	<b>60-81</b>	<b>201</b>	<b>85-0</b>	<b>100</b>	<b>83</b>	<b>18</b>	<b>53</b>	<b>412</b>



INTRO

THIS IS LSU

TIGERS

COACHES

REVIEW

PREVIEW

RECORDS

HISTORY

LSU

MEDIA

# Garrett Temple

# 14 Garrett Temple

Guard • 6-6 • 185 • Junior • 2VL • Baton Rouge, La. • University HS



- INTRO
- THIS IS LSU
- TIGERS
- COACHES
- REVIEW
- PREVIEW
- RECORDS
- HISTORY
- LSU
- MEDIA



## Career Highs

<b>Points</b>	18, at Tulane, 12/2/06
<b>Rebounds</b>	8, four times
<b>FGS Made</b>	7, vs. McNeese State, 11/29/06
<b>FG ATT.</b>	13, at Tulane, 12/2/06
<b>3 PT FG Made</b>	4, three times
<b>3 PT FG Att.</b>	10, vs. Texas, 12/10/06
<b>FTS Made</b>	8, vs. Florida, 2/24/07
<b>FT Attempts</b>	9, vs. Florida, 2/24/07
<b>Assists</b>	7, six times
<b>Blocks</b>	4, vs. Auburn, 1/13/07
<b>Steals</b>	4, twice
<b>Minutes Played</b>	45, vs. Texas, 12/10/06

## Top Scoring Games

1.	18	At Tulane, 12/2/06
2.	7	vs. Florida, 2/24/07
2.	17	At Oregon State, 12/17/06
2.	17	vs. McNeese State, 11/29/06
5.	16	At Mississippi State, 2/3/07
5.	16	vs. Nicholls State, 11/17/06
7.	14	three times

## 2006 SEC Academic Honor Roll 2005 SEC Freshman Academic Honor Roll

The third member of the family to play at LSU joining father and older brother ... Started 67-of-68 career games over his first two years ... Did not play on Canadian trip while rehabbing injured left ankle originally hurt on summer China trip and aggravated in summer pickup play.

### SOPHOMORE SEASON (2006-07)

Started all 32 games, averaging 34.3 minutes ... Averaged 8.6 points per game, 3.7 rebounds a game, 4.3 assists a contest ... Made 35 three-pointers, making 26.9 percent ... Had a big improvement at the free throw line, making 57-of-70 or 81.4 percent ... 11 double-figure scoring games, 14 for his career ... Had career high of 18 points at Tulane (12/2), but also scored 17 points vs. McNeese State (11/29), at Oregon State (12/17) and in the win over Florida (2/24) ... Had six games of seven assists, two six-assist games and two five-assist contests as his assist average finished eighth in the league ... Steals average of 1.63 also finished eighth in the league ... Minutes played average was fifth best in league ... Finished with 138 assists and 83 turnovers, a 1.7 assist/turnover ratio, 10th best in the SEC ... During the month of May, was part of Reach USA Tour of China, part of an all-star team of players that went 6-2 against two Chinese league teams ... Had best game of 11 points in that series.

### REDSHIRT FRESHMAN SEASON (2005-06)

The redshirt freshman stepped up against Vanderbilt in the SEC quarterfinals when Darrel Mitchell was slowed by a bad ankle hitting 4-of-6 three-pointers to score a season-high 14 points ... It was one of three games for Temple in double figures -- Temple scored 10 against Nicholls State (11/21) and 10 at Mississippi State (1/18) ... Started 35 of 36 games, averaging 5.1 points per game, 2.6 rebounds per game, 2.8

assists while averaging 33.3 minutes per game (third on the team) ... 14 games with four or more assists, with best of five assists on six occasions ... Averaged team-high 39.8 minutes on the court in the five NCAA Tournament games ... Held J. J. Redick of Duke to one of his poorer shooting nights in the Regional semifinal win against the Duke Devils in Atlanta ... Earned a reputation as a defensive stopper.

### FRESHMAN SEASON (2004-05)

Was redshirted, but practiced daily with the Tiger team helping prepare the team for games and work on his game.

### PRIOR TO LSU

Participated in basketball and track and University High School in Baton Rouge ... In track, was a long jump and triple jump specialist ... High school basketball coach was former LSU basketball assistant Ari Fisher ... Averaged 13.9 points, 7.4 rebounds and 5.5 assists in leading University High to the Class 2A state championship in 2004 ... Team also won the 2002 championships in the classification and was a state semifinalist in 2003 ... Averaged over 14 points for his career ... Team was undefeated in three district seasons ... Two-time first-team all-district, second team all-state and was a member of the All-Metro team and the Top 28 All-Tourney team.

### PERSONAL

Born in Baton Rouge on May 8, 1986 ... Right-handed ... Full name is Garrett Bartholomew Temple ... Parents are Collis Temple and Soundra Johnson Temple ... Father was the first African-American to play basketball at LSU (1971-74) ... Wears 14, swapping the number 41 his dad and brother wore at LSU ... Two older brothers, Collis III (who played at LSU, 1999-03) and Elliott; one younger sister, Colleen Noelle (4) ... Hobbies include listening to music ... Listed his biggest influence as "his father, because he went through it and knows the ropes" ... Favorite food is gumbo ... Expected to graduate with a management degree in December ... Lists his favorite NBA team as the NBA championship team Miami Heat and favorite player as Shaquille O'Neal.

## Garrett Temple's Game-by-Game Totals

YEAR	GP-GS	MIN/AVG	FG-FGA	PCT.	3FG-FGA	PCT.	FT-FTA	PCT.	REB-AVG	PF-FO	AST	TO	BLK	STL	PTS-AVG.
05-06	36-35	1207/33.5	65-194	.335	27-109	.248	35-37	.676	94-2.6	87-2	99	70	31	38	182-5.1
06-07	32-32	1099/34.3	91-230	.396	35-130	.269	57-70	.814	118-3.7	79-1	138	83	34	52	274-8.6
<b>Totals</b>	<b>68-67</b>	<b>2306/33.9</b>	<b>156-424</b>	<b>.368</b>	<b>62-239</b>	<b>.259</b>	<b>82-107</b>	<b>.766</b>	<b>212-3.1</b>	<b>166-3</b>	<b>237</b>	<b>153</b>	<b>65</b>	<b>90</b>	<b>456-6.7</b>



LSU  
14

TIGERS

# Garrett Temple

- INTRO
- THIS IS LSU
- TIGERS
- COACHES
- REVIEW
- PREVIEW
- RECORDS
- HISTORY
- LSU
- MEDIA


## Temple's Game-by-Game Statistics

### 2006-07

OPPONENT	MIN.	FG	3FG	FT	REB	PF/D	A	TO	BLK	STL	PTS
Nicholls State	31	6-11	4-8	0-0	7	0-0	4	1	1	2	16
UL-Monroe	36	2-8	1-5	1-1	4	3-0	6	3	1	3	6
Wichita State	37	1-6	1-5	0-0	0	2-0	1	1	1	0	3
McNeese St.	33	7-12	3-6	0-0	4	3-0	4	1	1	3	17
At Tulane	40	6-13	1-4	5-6	3	1-0	6	0	1	2	18
Texas A&M	40	2-7	2-5	5-6	2	2-0	2	0	0	2	11
Vs. Texas	45	5-11	4-10	0-0	4	3-0	2	1	0	0	14
At Oregon St.	40	5-12	3-9	4-5	2	3-0	2	4	1	2	17
At Washington	29	4-10	1-6	0-0	3	4-0	4	4	0	0	9
Louisiana Tech	28	2-6	1-4	1-2	2	1-0	5	5	2	1	6
Wright State	24	1-5	0-3	0-0	2	4-0	3	4	2	0	2
Miss. Valley	25	3-9	0-2	1-1	2	2-0	7	3	1	3	7
Samford	33	2-4	2-3	0-0	2	1-0	7	2	0	1	6
Connecticut	32	4-9	1-4	5-7	7	2-0	2	3	2	2	14
At Alabama	36	2-9	0-5	1-1	3	3-0	3	2	0	2	5
Auburn	39	3-8	1-5	0-0	6	3-0	7	3	4	2	7
Ole Miss	38	0-2	0-2	3-5	4	1-0	7	2	0	1	3
At Arkansas	35	4-8	1-5	0-0	3	2-0	3	3	1	3	9
Vanderbilt	33	3-9	2-6	4-4	4	1-0	2	1	2	1	12
At Georgia	37	2-8	1-5	0-2	1	4-0	1	0	0	3	5
Alabama	30	1-4	0-2	0-0	3	1-0	6	5	0	1	2
At Miss. State	34	6-8	1-2	3-4	1	3-0	5	2	1	2	16
At Tennessee	28	1-4	0-2	2-2	2	5-1	7	5	0	1	4
Arkansas	28	2-4	1-2	0-0	6	4-0	4	1	0	1	5
At Ole Miss	35	2-3	1-2	2-2	8	2-0	6	2	1	0	7
Miss. State	27	0-1	0-0	0-0	4	2-0	4	7	0	2	0
At Kentucky	36	1-2	0-0	3-4	1	4-0	7	1	3	4	5
Florida	36	4-6	1-3	8-9	8	4-0	5	5	1	2	17
At Auburn	38	4-7	2-4	3-3	6	1-0	4	2	1	0	13
South Carolina	40	2-8	0-4	2-2	6	2-0	4	3	2	2	6
Vs. Tennessee	42	3-8	0-3	2-2	7	2-0	4	4	5	1	8
Vs. Ole Miss	34	1-7	0-4	2-2	1	4-0	4	3	0	3	4
<b>TOTALS</b>	<b>1099</b>	<b>91-230</b>	<b>35-130</b>	<b>57-70</b>	<b>118</b>	<b>79-1</b>	<b>138</b>	<b>83</b>	<b>34</b>	<b>52</b>	<b>274</b>

### 2005-06

OPPONENT	MIN.	FG	3FG	FT	REB	PF/D	A	TO	BLK	STL	PTS
Southern	28	2-7	1-4	1-2	2	1-0	0	2	0	1	6
Nicholls State	23	5-8	0-2	0-1	1	0-0	5	1	0	1	10
At W. Virginia	40	0-3	0-2	0-0	5	1-0	1	4	0	1	0
Houston	21	0-1	0-1	0-0	2	3-0	1	2	1	1	0
McNeese State	32	1-5	1-2	2-2	4	3-0	4	1	2	1	5
New Orleans	27	3-8	2-6	1-1	5	2-0	5	2	0	2	9
UL-Lafayette	32	2-9	0-5	0-0	7	3-0	5	1	1	1	4
Northern Iowa	30	1-4	0-3	1-2	2	4-0	1	4	1	0	3
Vs. Ark.-Mont	18	1-3	1-3	0-0	2	3-0	0	2	0	1	3
Vs. Cincinnati	15	0-2	0-2	0-0	1	3-0	0	1	0	1	0
At Ohio State	30	1-3	0-1	0-0	0	5-1	1	0	0	1	2
Tulane	34	3-9	1-4	0-0	0	2-0	5	1	3	1	7
At UConn	39	1-3	0-2	0-0	6	5-1	2	2	1	0	2
At Arkansas	40	3-8	0-4	1-2	2	0-0	4	2	1	1	7
Tennessee	38	3-5	0-1	3-3	8	2-0	3	6	1	1	9
At Miss. State	38	4-7	2-4	0-0	2	0-0	4	5	1	2	10
Alabama	35	4-9	0-3	0-0	2	1-0	3	1	2	4	8
Georgia	36	2-4	1-2	1-2	2	2-0	3	3	1	0	6
At Ole Miss	37	1-6	0-1	0-0	3	3-0	5	0	1	2	2
Auburn	37	2-4	2-3	23-	2	3-0	4	1	0	2	8
At Alabama	37	3-8	2-4	0-0	2	3-0	4	0	1	1	8
Arkansas	33	3-6	2-5	0-0	2	2-0	3	3	2	3	8
Florida	38	1-2	1-2	0-1	3	3-0	2	3	1	1	3
Miss. State	34	1-5	1-2	3-3	2	1-0	2	0	0	1	6
At Auburn	34	0-4	0-2	1-2	1	4-0	4	5	2	1	1
At Vanderbilt	34	1-4	1-4	0-0	2	2-0	4	2	0	0	3
Kentucky	40	2-6	1-5	0-0	3	2-0	3	2	2	0	5
At S. Carolina	37	2-6	1-3	0-0	5	2-0	5	1	1	2	5
Ole Miss	29	1-5	1-3	0-0	0	2-0	2	0	1	1	3
Vs. Vanderbilt	26	4-6	3-6	2-2	2	3-0	4	3	0	0	14
Vs. Florida	36	1-6	0-4	0-0	2	4-0	2	2	0	0	2
Vs. Iona	37	2-3	1-1	2-4	3	2-0	2	2	1	0	7
Vs. Texas A&M	40	2-5	0-2	4-5	4	3-0	0	0	1	0	8
Vs. Duke	40	1-6	1-3	0-0	2	3-0	3	2	1	2	3
Vs. Texas	44	2-9	0-6	0-0	2	2-0	2	1	2	1	4
Vs. UCLA	38	0-5	0-2	1-2	1	3-0	1	3	0	1	1
<b>TOTALS</b>	<b>1207</b>	<b>65-194</b>	<b>27-109</b>	<b>25-37</b>	<b>94</b>	<b>87-2</b>	<b>99</b>	<b>70</b>	<b>31</b>	<b>38</b>	<b>182</b>





# 10

# Greg Terrebonne

Guard • 6-0 • 195 • Sophomore • 1L • Galliano, La. • South Lafourche HS

- INTRO
- THIS IS LSU
- TIGERS
- COACHES
- REVIEW
- PREVIEW
- RECORDS
- HISTORY
- LSU
- MEDIA

### Career Highs

- Rebounds** 1, three times
- Assists** 1, vs. Nicholls State, 11/17/06
- Steals** 1, vs. Wright State, 12/27/06
- Minutes Played** 2, vs. Miss. Valley, 12/28/06



Walked on to the LSU men's basketball team prior to the 2006-07 season.

### FRESHMAN SEASON (2006-07)

Played in five games, a total of seven minutes ... A big part of scout team efforts to prepare the Tigers for opponents ... Finished with three rebounds, one assist and one steal.

### PRIOR TO LSU

Played basketball at South Lafourche High School for coach Brian Callais... Also participated in the triple jump on the school's track team ... Averaged 15 points and three assists per game last season ... Was named all-district three times and twice was the team MVP ... He was a three-time choice as team's best offensive player and won the Captain's Award.

### PERSONAL

Born on Oct. 23, 1987, in Thibodaux ... Parents are Gregory and Peggy Terrebonne ... One sister, Leslie ... Father played basketball at Nicholls State University in Thibodaux in 1971 ... Tried to walk on to the LSU team "because playing ball for LSU was always a dream of mine" ... Majoring in accounting ... Dad was listed as his biggest influence because he "always pushed me, always rebounded and spotted for me and never thought about saying no" ... Favorite foods are sushi and pizza ... Favorite actor is Jim Carrey ... Favorite NBA team is the Chicago Bulls and favorite player is Dwyane Wade.



### TERREBONNE'S 2006-07 GAME-BY-GAME STATS

OPPONENT	MIN	FG	3FG	FT	REB	PF/D	A	TO	BLK	STL	PTS
Nicholls State	1	0-0	0-0	0-0	1	0-0	1	0	0	0	0
UL-Monroe	1	0-0	0-0	0-0	1	0-0	0	0	0	0	0
McNeese St.	1	0-0	0-0	0-0	0	0-0	0	1	0	0	0
Wright State	2	0-0	0-0	0-0	0	0-0	0	0	0	1	0
Miss. Valley	2	0-0	0-0	0-0	1	0-0	0	0	0	0	0
<b>Totals</b>	<b>7</b>	<b>0-0</b>	<b>0-0</b>	<b>0-0</b>	<b>3</b>	<b>0-0</b>	<b>1</b>	<b>1</b>	<b>0</b>	<b>1</b>	<b>0</b>

### Greg Terrebonne's Career Stats

YEAR	GP-GS	MIN/AVG	FG-FGA	PCT.	3FG-FGA	PCT.	FT-FTA	PCT.	REB-AVG	PF-FO	AST	TO	BLK	STL	PTS-AVG.
06-07	5-0	7/1.4	0-0	.000	0-0	.000	0-0	.000	3-0.6	0-0	1	1	0	1	0-0.0
<b>Totals</b>	<b>5-0</b>	<b>7/1.4</b>	<b>0-0</b>	<b>.000</b>	<b>0-0</b>	<b>.000</b>	<b>0-0</b>	<b>.000</b>	<b>3-0.6</b>	<b>0-0</b>	<b>1</b>	<b>1</b>	<b>0</b>	<b>1</b>	<b>0-0.0</b>



# Garrett Green/Anthony Randolph

INTRO

THIS IS LSU

TIGERS

COACHES

REVIEW

PREVIEW

RECORDS

HISTORY

LSU

MEDIA



# 20

## Garrett Green

Forward • 6-10 • 205 • Freshman • HS • Woodland Hills, Calif. • Taft HS

Three-sport athlete at Taft playing basketball, volleyball and participating in the high jump on the state championship track team ... Averaged 13 points and nine rebounds ... Won the president's award for his GPA.

### PERSONAL

Right-handed ... Born on Jan. 26, 1989 ... Parents are Ron and Deborah Green ... Has two brothers: Robert 21, James 20, and one stepsister Donnell, 38 ... Chose LSU because, "I love the atmosphere at LSU. The basketball team is a bunch of hard working guys that want to get better and win a championship." ... Anticipated major at LSU is business ... Hobbies include snow boarding and wake boarding ... Favorite food is steak ... No surprise his favorite team is the Los Angeles Lakers.



# 3

## Anthony Randolph

Forward • 6-10 • 190 • Freshman • HS • Dallas, Texas • Woodrow Wilson HS

Ranked nationally as one of the top recruits in the country ... Helps LSU with needed depth at the forward position ... Randolph averaged 13.3 points per game and 6.7 rebounds on the Tigers' three-game trip to Canada.

### PRIOR TO LSU

Played for coach Pat Washington at Woodrow Wilson ... Averaged 25.8 points per game and 12.6 rebounds his senior season ... He was named first-team all-area Dallas Morning News and a fourth-team All-American by Parade Magazine ... Went to school in Pasadena and Little Rock, before going to Woodrow Wilson as a junior ... Had his first triple-double on Jan. 20 against Samuel with 17 points, 14 rebounds and 13 assists ... Had 21 points in the 2007 Roundball Classic in Chicago.

### PERSONAL

Born in Worzbach, Germany, on July 15, 1989 ... Parents are Anthony and Chrystal Randolph ... One younger sister, Ashley, and one younger brother, Robert Williams ... Left-handed ... Favorite food is pizza ... Favorite pro basketball team is the Los Angeles Lakers ... Enjoys shooting pool.



- INTRO
- THIS IS LSU
- TIGERS
- COACHES
- REVIEW
- PREVIEW
- RECORDS
- HISTORY
- LSU
- MEDIA



## 11 Bo Spencer

Guard • 6-1 • 175 • Freshman • HS • Baton Rouge, La. • Glen Oaks HS

Another of the Baton Rouge contingent that has been a big part of LSU's basketball history under John Brady ... Gives LSU more help at the guard position for 2007-08 ... Averaged 3.3 points and 2.7 assists on the Canadian tour over the Labor Day Weekend.

### PRIOR TO LSU

Honor graduate at Glen Oaks for long-time head basketball coach Harvey Adger ... Glen Oaks won two state championships while he was there ... Earned Class 4A All-State honors and Baton Rouge Advocate All-Metro honors ... He was the MVP of the Louisiana High School Coaches Association all-star game ... Averaged 26 points, seven assists and four rebounds per game ... Scored over 2,000 points at Glen Oaks.

### PERSONAL

Born in Baton Rouge on March 21, 1989 ... Right-handed ... Parents are John and Vanessa Spencer ... Had one older brother, John, and two older sisters, Tonya and Tamara ... Chose LSU to, "stay closer to home with family." ... Likes to talk on phone and play video games ... Favorite food is chicken, rice and gravy ... Favorite dessert is sweet potato pie ... Carmelo Anthony is his favorite basketball player and his team, the Denver Nuggets, is his favorite NBA team.



## 5 Marcus Thornton

Guard • 6-4 • 190 • Junior • JC • Baton Rouge, La. • Kilgore College

Local product returns hope as an inside-outside player who should help LSU's perimeter game with his three-point ability ... Was the leading scorer on the three-game Canadian tour, averaging 26 points and 6.3 rebounds.

### PRIOR TO LSU

Played at Kilgore College for two seasons, graduating this past summer, after playing high school ball at Tara High in Baton Rouge ... Was named a first-team All-American junior college player in 2007 ... He was also awarded MVP honors for Region XIV after, averaging 27 points and 6.5 rebounds, hitting 74 three-pointers ... He was named the MVP of the NJCAA Basketball Coaches Association Classic, scoring 19 points for the Texas All-Stars vs. the National All-Stars.

### PERSONAL

Born in Baton Rouge on June 5, 1987 ... Right-handed ... Parents are Nancy West and Lloyd Woods ... Two brothers, one younger, Jonathan, and one older, Beanie ... Majoring in interdisciplinary studies ... Favorite food is cornbread dressing ... Favorite professional athlete is Joe Johnson and favorite pro team is the Phoenix Suns ... Biggest influence in coming to LSU was "being at home and playing in front of my family."



# Quintin Thornton

# 32

# Quintin Thornton

Forward • 6-8 • 225 • Junior • JC • Orlando, Fla. • Odessa College

- INTRO
- THIS IS LSU
- TIGERS
- COACHES
- REVIEW
- PREVIEW
- RECORDS
- HISTORY
- LSU
- MEDIA



## PRIOR TO LSU

As a junior in high school, his Edgewater High School team won a state title ... Team had a national appearance on ESPN in a high school game telecast ... Ended high school career ranked among the top-35 post players in the country ... At Odessa, averaged 7.1 points and 8.9 rebounds as a freshman, earning WJCAC honorable mention and all-conference accolades ... Averaged 8.9 points and 7.5 rebounds, making 54 percent of his field goal attempts.

## PERSONAL

Nickname is "Q" ... Born in Orlando, Fla. ... Birth date is Sept. 25, 1986 ... Right-handed ... Chose LSU "because it's a great school and it's just like home" ... Parents are Vivian Fowler and Ronnie Thornton ... One brother, DJ (4), and a sister, Tenaha (14) ... Major at LSU is general studies ... Favorite dessert is chocolate cake ... Favorite pro athlete is Amare Stoudemire and favorite team the Phoenix Suns.



# Returning Players vs. 2007-08 Opponents

## Alex Farrer

Opponents	G	FG	3FG	FT	REB	AST	PTS
Arkansas	1	0-1	0-0	0-0	0	0	0
Auburn	1	0-0	0-0	0-0	0	0	0
Kentucky	1	1-5	1-5	0-0	3	0	0
McNeese State	1	1-4	1-4	2-4	3	0	5
Ole Miss	1	0-1	0-1	0-0	2	0	0
Miss. State	1	0-0	0-0	0-0	0	0	0
Nicholls State	1	1-1	1-1	2-2	0	2	0
Oregon State	1	0-1	0-1	0-0	0	1	0
South Carolina	1	1-2	1-2	0-0	2	1	3
Tennessee	1	0-0	0-0	0-0	0	1	0

## Chris Johnson

Opponents	G	FG	3FG	FT	REB	AST	PTS
Alabama	1	4-8	1-2	4-4	2	0	13
Arkansas	2	4-8	0-0	1-1	5	0	9
Auburn	1	1-2	0-0	0-0	1	0	2
Florida	2	0-0	0-0	0-0	1	0	0
Georgia	1	1-3	0-0	0-0	0	0	2
Kentucky	1	1-4	0-1	0-0	1	0	2
McNeese State	2	1-2	0-0	1-2	2	0	3
Ole Miss	1	0-0	0-0	0-0	1	0	0
Miss. State	2	4-8	0-1	0-2	8	1	8
Nicholls State	2	7-12	0-4	1-2	2	1	15
Southern	1	0-0	0-0	0-0	1	0	0
Tennessee	1	1-2	1-1	0-0	4	0	3
Texas A&M	1	0-0	0-0	0-0	1	0	0
Tulane	1	1-2	0-0	0-0	1	0	2
Vanderbilt	1	0-0	0-0	0-0	0	0	0

## Terry Martin

Opponents	G	FG	3FG	FT	REB	AST	PTS
Alabama	2	3-17	1-6	0-0	5	3	7
Arkansas	2	7-21	6-16	3-5	4	1	23
Auburn	2	11-23	7-14	2-6	8	3	31
Florida	1	6-14	2-7	4-6	3	3	18
Georgia	1	6-13	4-7	0-0	3	0	16
Kentucky	1	7-17	2-7	0-0	3	3	16
Ole Miss	2	5-12	4-8	1-2	4	7	15
Miss. State	2	10-22	4-13	0-0	9	2	24
South Carolina	1	1-7	1-6	0-1	3	3	3
Tennessee	2	10-16	6-10	4-4	8	1	25
Vanderbilt	1	0-3	0-2	0-0	1	1	0
Washington	1	5-11	3-7	0-0	1	1	13

## Dameon Mason

Opponents	G	FG	3FG	FT	REB	AST	PTS
Alabama	2	3-11	1-2	0-0	8	3	7
Arkansas	1	0-1	0-0	0-0	0	0	0
Auburn	2	2-5	0-1	2-4	10	3	7
Florida	1	2-4	0-0	1-2	7	0	5
Georgia	1	1-4	0-1	0-0	1	1	2
Kentucky	1	3-8	0-0	1-1	6	0	7
McNeese State	1	3-7	2-3	1-2	4	2	9
Ole Miss	3	6-12	0-1	2-2	4	1	14
Miss. State	2	1-2	0-0	2-2	4	1	6
Nicholls State	1	2-5	1-2	0-0	2	0	5
Oregon State	1	0-0	0-0	1-2	1	1	1
South Carolina	1	1-2	0-0	1-2	1	0	3
Tennessee	2	1-2	0-0	1-2	3	0	3
Texas A&M	1	2-6	1-3	2-2	2	2	7
Tulane	1	4-10	1-2	3-4	5	0	12
Vanderbilt	1	2-8	0-2	2-2	5	2	6
Washington	1	3-5	0-1	3-4	3	0	9
Wichita State	1	3-8	0-0	1-2	6	1	7

## Tasmin Mitchell

Opponents	G	FG	3FG	FT	REB	AST	PTS
Alabama	4	25-46	6-12	5-7	11	7	61
Arkansas	4	21-43	0-7	6-8	21	8	48
Auburn	4	18-36	3-10	7-10	18	8	46
Duke	1	5-10	0-2	0-0	10	3	10
Florida	3	17-33	3-11	8-9	16-	4	45
Georgia	2	5-17	1-3	5-6	10	3	16
Kentucky	2	9-26	4-9	7-12	9	2	29
McNeese	2	13-24	5-7	5-8	14	4	26
Ole Miss	4	20-50	5-17	16-21	27	7	61
Miss. State	4	16-45	2-12	8-12	24	13	42
Nicholls State	2	7-19	3-6	4-5	19	2	21
Oregon State	1	4-14	1-7	2-2	6	2	11



Garrett Temple

South Carolina	2	14-22	1-4	12-14	9	6	41
Southern	1	8-15	2-3	1-1	12	1	19
Tennessee	2	12-22	3-6	9-12	12	5	36
Texas A&M	2	6-21	1-5	4-4	16	4	17
Tulane	2	5-23	1-4	9-11	11	3	11
Vanderbilt	3	19-40	5-13	2-4	16	8	45
Washington	1	8-17	2-3	2-2	4	1	13

## Garrett Temple

Opponents	G	FG	3FG	FT	REB	AST	PTS
Alabama	4	10-30	2-4	3-3	10	18	19
Arkansas	4	12-26	4-16	1-2	13	14	29
Auburn	4	9-23	5-14	6-8	15	19	29
Duke	1	1-6	1-3	0-0	2	3	3
Florida	3	6-14	2-9	8-10	13	9	22
Georgia	2	4-12	2-7	1-4	3	4	11
Kentucky	2	3-8	1-5	3-4	4	10	10
McNeese State	2	8-17	4-6	2-2	4	5	8
Ole Miss	4	4-17	2-8	3-5	13	18	10
Miss. State	4	11-21	4-8	6-7	9	15	32
Nicholls State	2	11-19	4-10	0-1	8	9	26
Oregon State	1	5-12	3-9	4-5	2	2	17
South Carolina	2	4-14	1-7	2-2	11	9	11
Southern	1	2-7	1-4	1-2	2	0	6
Tennessee	3	7-17	0-6	7-7	23	13	24
Texas A&M	2	4-12	2-7	9-11	7	6	26
Tulane	2	9-22	2-8	5-6	3	11	25
Vanderbilt	3	8-19	7-16	6-6	8	10	29
Washington	1	4-10	1-6	0-0	3	4	9
Wichita State	1	1-6	1-5	0-0	0	1	3

## Greg Terrebbonne

Opponents	G	FG	3FG	FT	REB	AST	PTS
McNeese State	1	0-0	0-0	0-0	0	0	0
Nicholls State	1	0-0	0-0	0-0	1	1	0

INTRO

THIS IS LSU

TIGERS

COACHES

REVIEW

PREVIEW

RECORDS

HISTORY

LSU

MEDIA



**1**  
**Tasmin Mitchell**  
6-7 • 230 • Jr. • Forward  
Denham Springs, La.



**2**  
**Dameon Mason**  
6-6 • 185 • Sr. • Guard  
Kansas City, Mo.



**3**  
**Anthony Randolph**  
6-10 • 190 • Fr. • Forward  
Dallas, Texas



**5**  
**Marcus Thornton**  
6-4 • 190 • Jr. • Guard  
Baton Rouge, La.



**10**  
**Greg Terrebonne**  
6-0 • 195 • So. • Guard  
Galliano, La.



**11**  
**Bo Spencer**  
6-1 • 175 • Fr. • Guard  
Baton Rouge, La.




**13**  
**Terry Martin**  
6-6 • 200 • Jr. • Guard  
Monroe, La.



**14**  
**Garrett Temple**  
6-6 • 185 • Jr. • Guard  
Baton Rouge, La.



**20**  
**Garrett Green**  
6-10 • 205 • Fr. • Forward  
Woodland Hills, Calif.



**21**  
**Chris Johnson**  
6-11 • 185 • Jr. • Center  
Montross, Va.



**30**  
**Alex Farrer**  
6-5 • 190 • So. • Guard  
Phoenix, Ariz.



**32**  
**Quintin Thornton**  
6-8 • 225 • Jr. • Forward  
Orlando, Fla.

## Coaching Staff



**John Brady**  
Head Coach  
11th Season



McComb, Miss.  
**Butch Pierre**  
Associate Head Coach  
11th Season



Darrow, La.  
**Chad Dollar**  
Assistant Coach  
First Season




Atlanta, Ga.  
**John Treloar**  
Assistant Coach  
Fourth Season



Clinton, Miss.  
**Jeff Clepacs**  
Director of Operations  
First Season






**Harry Rabenhorst**

1925-42; 45-57  
29 Seasons  
Record: 340-264



**Dale Morey**

1942-44  
2 Seasons  
Record: 28-19



**Jess Fatherree**

1944-45  
1 Season  
Record: 11-7



**A.L. Swanson**

1944-45  
1 Season  
Record: 4-2



**Jay McCreary**

1957-65  
8 Seasons  
Record: 82-115



**Frank Truitt**

1965-66  
1 Season  
Record: 6-20



**Press Maravich**

1966-72  
6 Seasons  
Record: 76-86



**Dale Brown**

1972-97  
25 Seasons  
Record: 448-301



**John Brady**

1997-present  
10 seasons  
Record: 184-126

# All-Time Coaching Records

INTRO

THIS IS LSU

TIGERS

COACHES

REVIEW

PREVIEW

RECORDS

HISTORY

LSU

MEDIA

## By Wins

COACH	SEASONS	GAMES	W-L	PCT.
Dale Brown	25	749	448-301	.598
Harry Rabenhorst	29	604	340-264	.563
<b>John Brady</b>	<b>10</b>	<b>310</b>	<b>184-126</b>	<b>.593</b>
Dr. C. C. Stroud	6	103	82-21	.796
Jay McCreary	8	197	82-115	.416
Press Maravich	6	162	76-86	.469
Dale Morey	2	47	28-19	.595
Frank "Tad" Gormley	2	36	25-11	.694
Branch Bocock	1	23	19-4	.826
J. W. Mayhew	2	15	11-4	.733
Jessee Fatherree	1	18	11-7	.611
H. E. "Gob" Wilson	1	17	10-7	.588
"Moon" Ducote	1	20	8-12	.400
F. M. Long	2	15	6-9	.400
Frank Truitt	1	26	6-20	.231
E. R. Wingard	1	7	5-2	.714
A. L. Swanson	1	6	4-2	.667
R. E. Edmonds	1	1	1-0	1.000



**John Brady**

## Chronological

YEARS	COACH (ALMA MATER)	SEASONS	GAMES	W-L	PCT.
1908-09	E. R. Wingard (Susquehanna)	1	7	5-2	.714
1909-11	J. W. Mayhew (Brown)	2	15	11-4	.733
1911-13	F. M. Long (Oklahoma)	2	15	6-9	.400
1913-18; 19-20	Dr. C. C. Stroud (Tufts)	6	103	82-21	.796
1918-19	R. E. Edmonds (LSU)	1	1	1-0	1.000
1920-21	Branch Bocock (Georgetown)	1	23	19-4	.826
1921-23	Frank "Tad" Gormley (Loyola)	2	36	25-11	.694
1923-24	"Moon" Ducote (Auburn)	1	20	8-12	.400
1924-25	H. E. "Gob" Wilson (Michigan)	1	17	10-7	.588
1925-42; 46-57	Harry Rabenhorst (Wake Forest)	29	604	340-264	.563
1942-44	Dale Morey (LSU)	2	47	28-19	.596
1944-45	Jessee Fatherree (LSU)	1	18	11-7	.611
1944-45	*A. L. Swanson (LSU)	1	6	4-2	.667
1957-65	Jay McCreary (Indiana)	8	197	82-115	.416
1965-66	Frank Truitt (Otterbein)	1	26	6-20	.231
1966-72	Press Maravich (Davis-Elkins)	6	162	76-86	.469
1972- 97	Dale Brown (Minot St.)	25	749	448-301	.598
1997-	John Brady (Belhaven)	10	310	184-126	.593
<b>1908-2007</b>	<b>18 coaches</b>	<b>99</b>	<b>2356</b>	<b>1346-1010</b>	<b>.571</b>

*\*Fatherree left LSU to join the U. S. Army with five games plus the tournament remaining in the 1944-45 season. Swanson replaced him for the balance of the year.*

A black and white photograph of John Brady, head basketball coach at LSU, clapping on the sidelines during a game. He is wearing a dark suit, a white shirt, and a patterned tie. The background shows a blurred crowd of spectators in a gymnasium.

# The Coach

**John Brady arrived at LSU in March of 1997 knowing he had a big job in front of him.**

**But he knew that it had been done before at LSU and he was confident he was the man to make it happen again. The LSU basketball program had seen All-Americans come to play, won championships and been to the pinnacle of college basketball, the NCAA Final Four.**

**As he enters his 11th season as the head basketball coach at LSU, more All-Americans have played for LSU, more conference championships have been won and LSU has again reached the NCAA Final Four.**

INTRO

THIS IS LSU

TIGERS

COACHES

REVIEW

PREVIEW

RECORDS

HISTORY

LSU

MEDIA



## HEAD COACH

# John Brady

### The Brady File

**Year at LSU:**  
11th season (184-126 record)

**Birth Date:**  
Sept. 17, 1954

**Age:**  
53

**Hometown:**  
McComb, Miss.

**Wife:**  
Misty

**Children:**  
Brittany (17), Brooke (13)

**High School:**  
McComb High School,  
McComb, Miss.

**College:**  
BS, Belhaven College, 1976;  
M. Ed., Mississippi State  
University, 1977

Coach Brady's tenure has been a plan with a purpose that has been accomplished.

When Coach Brady first put a team on the floor of the Pete Maravich Assembly Center as the head coach of the LSU Tigers, he knew his squad was undermanned, undersized and underdogs.

But teams hated to play the Tigers then because Brady coached his team hard and his team responded with several strong performances against the league's top teams. But the little things would stop the team from getting many wins.

Now as Brady begins his second decade as the head coach of the Tigers, teams still don't enjoy playing the Tigers because LSU is now an established winning program that every year can contend for divisional and conference honors in the Southeastern Conference and into post-season play as well.

Brady's 11th year as head coach is something only two other men's basketball coaches at the school have achieved in the first 100 years of officially sanctioned college basketball. In fact, Brady is just the 25th coach in the history of the league to have coached into an 11th season at one school.

He's done it as only Brady knows how -- with heart and passion to go with knowledge of the game that makes him one of the best at in-game decisions. Brady has built the LSU program to national respect with a plan that he will use to continue LSU's success in the years to come.

In his first 10 years, Brady has won two Southeastern Conference championships (2000, 2006), three SEC Western Division titles (2000, 2005, 2006) and has taken his team to the NCAA Final Four (2006). Along the way, LSU has had seven winning seasons (including six straight) and six postseason appearances. LSU's six consecutive winning seasons marks the fourth longest streak of consecutive years with a positive overall record in the program's long history.

In the last eight seasons, Brady and the Tigers have won 158 games, an average of 19.7 a year. Brady's 184 wins in 10 seasons are the third most wins by an LSU basketball coach and he opens the season in the top 25 on the all-time wins list for coaches in the Southeastern Conference.

In 2000, the Tigers advanced to the NCAA Sweet 16 as part of a 28-win season, the second most wins in school history. In 2005, LSU captured the Western Division title and came back the next year for a special season Tiger fans will always remember.



LSU won 14-of-16 conference games in 2006 to capture the school's first outright league title in 21 years. The Tigers would have success in the NCAA Tournament, defeating No. 1 Duke and No. 9 Texas to win the regional title and advance to the first NCAA Final Four appearance in 20 years.

A major part of the success of the LSU program has been player development. In the last eight seasons, John Brady has coached the SEC Player of the Year three times (Stromile Swift in 2000, Brandon Bass in 2005 and Glen Davis in 2006).

***“Brady now has athletes. There is no question about that. But they are also very well coached ... Basketball athletes tend to be extraordinary on the offensive end with the occasional highlight play on defense. Consistent defenses like LSU's are the product of coaching.”***

**-GLENN GUILBEAU, GANNETT LOUISIANA**



In that same time span, the Tigers have had the SEC Freshman of the Year on their roster four times (Torris Bright in 2000, Brandon Bass in 2004, Glen Davis in 2005, Tyrus Thomas in 2006).

John Brady has built a program at LSU with a record of success that is hard to argue with. He has given the LSU program the direction to grow and the chance to shine again. He has shown the ability to build a program based on responsibility and accountability.

When Brady took over the program there were dreams of building a program where the players would take responsibility for their actions and make people proud of what they were trying to accomplish, both on and off the floor. Some players even 10 years later have shown that taking that responsibility has been

## Playing Experience

**McComb High School**  
McComb, Miss.

## Belhaven College

(Jackson, Miss.) -- Three-year starter, scored over 1,000 career points during his career ... Coach Charlie Rugg ... Two-time All-Southern States Conference ... Inducted Fall 1997 into school athletic hall of fame.

## Coaching Experience

**1976-77** -- Graduate Assistant Coach, Mississippi State University

**1977-82** -- Head Coach, Crowley High School, Crowley, La. 129-49 (.725) record in five seasons ... 1981 Louisiana Sports Writers Association Class AAA "Coach of the Year."

**1982-90** -- Assistant Coach, Mississippi State University. First four years under coach Bob Boyd -- Last four years as a chief recruiter for coach Richard Williams.

**1991-97** -- Head Coach, Samford University, 89-77 record in six years ... Left Samford as winningest coach in Samford history ... Team won TAAC West Division in 1996 and 1997.

**March 25, 1997** -- Named the 18th head basketball coach at LSU.

**1999-2000** -- LSU wins SEC West; SEC overall championship ... NCAA Sweet 16 ... Consensus SEC Coach of the Year; LSWA Coach of the Year ... NABC/USBWA District Coach of the Year ... Runner-up, National Coach of the Year.

**2001-02** -- Team wins nine of the last 11 games, advances to the second round of the NIT.

**2002-03** -- LSU wins nine of the last 13, including seven straight to earn a second NCAA Tournament appearance under John Brady ... Named LSWA Coach of the Year; Louisiana Association of Basketball Coaches Coach of the Year.

**2003-04** -- LSU advances to the National Invitation Tournament.

**2004-05** -- LSU posts a 12-4 record in winning the SEC Western Division ... Tigers go 8-0 in league play at home, the first undefeated conference home record since 1981 ... Team advanced to the NCAA Tournament, the fourth straight post season berth and fifth in the last six years.

**2005-06** -- LSU posts a 14-2 record in winning the SEC title, the school's first title since 2000 and the first outright title in 21 years ... Tigers go 8-0 in league play at home for the second straight year ... Team advances to the NCAA Tournament and defeats Iona, Texas A&M, No. 1 Duke and Texas to advance to the NCAA Final Four for the first time in 20 years ... Named SEC Coach of the Year, LSWA Coach of the Year and finalist for the Jim Phelan National Coach of the Year award.

**2006-07** -- LSU posts sixth straight winning overall record.



# Head Coach

INTRO

THIS IS LSU

TIGERS

COACHES

REVIEW

PREVIEW

RECORDS

HISTORY

LSU

MEDIA



a difficult thing for them to accept. Brady has in each case given the players enough latitude to make the choice, right or wrong, to fight through it or leave the program. Those that have stayed the course have shown what time in the Brady system is worth.

For every player that has transferred or left the program there are examples of Brady's LSU players who have shown improvement from the day they stepped on the campus until the time they left, either to go on to play professional basketball or to walk down the aisle with an LSU degree.

That means Brady's plan isn't just taking place on a hardwood floor in the Maravich Center. He has worked hard to show the public that athletic and academic pursuits of the players should be challenged to the fullest.

That's part of the reason that LSU basketball is not only a success on the court, but in the classroom as well. Hours are passed and posted toward graduation on a regular basis by scholarship players. Brandon Bass in 2005 was not only named the SEC Player of the Year, but also the SEC Scholar-Athlete of the Year. A total of 18 players under John Brady have graduated from LSU and more are on pace to wear the cap and gown as well.



Brady may not have realized at the time that the journey would stutter a couple of times while the right combination of ideas meshed together. He does know that after 10 years, his knowledge of the game and his belief in discipline and responsibility for actions on and off the floor have made the LSU program strong again, one that LSU fans are proud of because they feel a part of the program. They've shown that by raising

the average paid attendance number for Tiger basketball each of the last six years.

Brady has shown his passion for basketball, an interest in building a quality program and a quality student-athlete. In simple, honest terms, John Brady is a basketball coach who wants his players to succeed both in and out of the arena.

**“There's never been a doubt in LSU basketball coach John Brady's mind that his teams play quality defense. Now the rest of the college basketball world knows.”**

-Jim Kleinpeter, New Orleans Times Picayune

## Prior to LSU

Brady came to LSU after six successful seasons at Samford University in Birmingham, Ala., one of several programs he has helped build to new heights in his career. But his love of basketball and his success in the sport was molded from a journey that had roots in Mississippi.

The McComb, Miss., native played his college ball at Belhaven College in Jackson, Miss., from 1972-76, twice earning All-Southern States Conference honors as a guard. Brady was a three-year starter at Belhaven and scored over 1,000 points. He would later be inducted into his alma mater's Hall of Fame.

Charlie Rugg coached Brady at Belhaven and Brady would bring Coach Rugg and his wife to the NCAA Final Four as his guests to be a part of the Final Four experience. The event became even more special as Coach Brady and CBS sportscaster Jim Nantz recognized him at the NCAA Salute event in Indianapolis.

Brady began his coaching career as a graduate assistant at Mississippi State while earning his Masters in education. From there, Brady moved to the prep ranks, making the first stop of his career in Louisiana. This stop was as the head coach at Crowley High School from 1977-82.

There he compiled a record of 129-49 (.752). During the 1981 campaign, Brady came to the Assembly Center for the first time as a head coach as Crowley advanced all the way to the Class AAA finals in the Top 28 Tournament.

Brady was named the Louisiana Sports Writers Association Coach of the Year for the classification that season. In all, three of his Crowley teams advanced at least to the quarterfinals in the playoffs.

He returned to college coaching at Mississippi State for the 1982-83 season, serving eight years. In his last four years he served as chief recruiter and certainly honed his ability to find top-notch talent that eventually led the Bulldogs from last place in the SEC to the championship with LSU in 1991, one year after Brady's departure.

Following his tenure in Starkville, Brady returned to Louisiana for the second time, this time to serve on the staff of Tim Floyd at the University of New Orleans. Again, Brady was part of an NCAA Tournament team with the Privateers.

## Head Coach

It came time for John Brady to take the next big step to a Division I college head coaching position. In his six-year tenure at Samford (1992-97), he turned the then-Trans-American Athletic Conference

## Brady's Head Coaching Record

YEAR	--OVERALL--			--CONFERENCE--			FINISH
	W	L	PCT.	W	L	PCT.	
1991-92	11	18	.379	7	7	.500	tie-3rd
1992-93	17	10	.630	7	5	.583	tie-2nd
1993-94	10	18	.357	4	12	.250	8th
1994-95	16	11	.592	11	5	.687	2nd
1995-96	16	11	.592	11	5	.687	1st-West
1996-97	19	9	.678	11	5	.687	1st-West

## LSU

YEAR	--OVERALL--			--CONFERENCE--			FINISH
	W	L	PCT.	W	L	PCT.	
1997-98	9	18	.333	2	14	.125	6th-West
1998-99	12	15	.444	4	12	.250	6th-West
1999-00	28	6	.823	12	4	.750	1st-West; 1st-SEC; NCAA Sweet 16
2000-01	13	16	.448	2	14	.125	6th-West
2001-02	19	15	.559	6	10	.375	4th-West; 2nd round NIT
2002-03	21	11	.656	8	8	.500	2nd-West NCAA
2003-04	18	11	.621	8	8	.500	tie-1st-West NIT
2004-05	20	10	.667	12	4	.750	tie-1st-West NCAA
2005-06	27	9	.750	14	2	.875	1st-West; 1st-SEC; NCAA Final Four
2006-07	17	15	.531	5	11	.312	6th-West

<b>TOTALS</b>	<b>273</b>	<b>203</b>	<b>.573</b>	<b>124</b>	<b>126</b>	<b>.496</b>	
<b>Samford</b>	<b>89</b>	<b>77</b>	<b>.536</b>	<b>51</b>	<b>39</b>	<b>.567</b>	
<b>LSU</b>	<b>184</b>	<b>126</b>	<b>.593</b>	<b>73</b>	<b>87</b>	<b>.456</b>	



# Head Coach

INTRO

THIS IS LSU

TIGERS

COACHES

REVIEW

PREVIEW

RECORDS

HISTORY

LSU

MEDIA

Coach John Brady holds the 2006 NCAA Atlanta Regional Championship trophy and is joined by former LSU All-American Bob Pettit in the Georgia Dome locker room.



team into a consistent winner, posting a record of 89-77. He posted double figure victory totals each of his six seasons, something the school did not enjoy in any of the five years prior to Brady's arrival.

In his final three seasons at Samford, he was 16-11 (1995, 1996) and 19-9 (1997) giving the school three-straight winning seasons for the first time since 1982-84. He was the first Samford coach to have four winning seasons in his career and he left as the school's winningest coach.

The Bulldogs won two TAAC Western Division Championships, sharing the crown in 1996 and winning it outright in 1997, the first basketball championship of any kind at the time of Samford.

In Brady's six years at Samford, the team had three first-team and five second-team All-TAAC selections. In his time at the Birmingham school, he had 14 members named to the All-TAAC Academic team. Now, through his first 10 years at LSU, the numbers are continuing to work for Brady both on and off the floor, with 16 players earning All-SEC honors and 33 earning All-SEC academic honors.

The 53-year-old Brady is the father of two daughters, Brittany, 17, and Brooke, 13, and is married to the former Misty Champagne.

In 10 seasons, John Brady has taken LSU a long way both on and off the court, earning basketball championships, taking his team to the pinnacle of college basketball and overseeing his student-athletes ever-improving efforts in the classroom.

The Tiger program is sound both athletically and academically. The top players in the country are seriously putting LSU at the top of their lists and Brady is earning the respect of his peers throughout the nation. John Brady has reestablished LSU as a national factor in college basketball and he continues to work to keep the Tigers in that position for years to come.



## Brady vs. All Opponents

Air Force	1-0
Alabama	8-12
Alabama State	1-1
Alcorn State	1-0
Arizona	2-2
Arkansas	12-11
Ark.-Monticello	1-0
Arkansas State	0-1
Auburn	12-9
Austin Peay	2-2
Ball State	0-1
Baptist Christian	1-0
Baylor	0-1
Belhaven	3-0
Belmont	1-0
Berry College	1-0
Bethel	1-0
Brewton-Parker	1-0
UCLA	0-1
Cal State-Northridge	1-0
Campbell	4-1
Centenary	14-3
Chattanooga	0-1
Cincinnati	0-1
The Citadel	1-1
College of Charleston	0-6
Connecticut	1-1
Dartmouth	0-1
Davidson	0-2
Delaware State	1-0
Drake	1-1
Duke	1-0
Eastern Kentucky	1-0
Evansville	0-1
Florida	5-8
Florida Atlantic	2-0
Florida International	4-7
Florida State	1-0
Fresno State	1-1
Furman	0-2
Georgia	6-5
Georgia State	8-7

Gonzaga	0-1
Grambling State	1-0
Hawaii-Hilo	1-0
Houston	4-4
Howard	2-0
Iona	1-0
Iowa	1-0
Iowa State	0-1
Jacksonville State	2-0
Kentucky	2-9
Lamar	0-1
Louisiana-Lafayette	3-1
Louisiana-Monroe	3-0
LSU	1-0
LSU-Shreveport (Exh)	1-0
Louisiana Tech	1-0
Loyola-NO	1-0
Mercer	9-4
McNeese State	8-0
Miami (Fla.)	0-1
Mississippi	11-10
Mississippi State	9-14
Mississippi Valley State	1-0
New Orleans	5-1
Nicholls State	8-0
North Carolina A&T	1-0
North Carolina Asheville	1-1
North Carolina Greensboro	2-0
Northeastern Illinois	2-0
Northern Iowa	0-1
North Georgia	1-0
North Texas	1-0
Northwestern State	2-1
Oakland	1-0
Ohio State	1-1
Oklahoma	0-1
Oklahoma State	1-0
Oregon State	2-0
Portland	0-1
Prairie View A&M	2-0
Purdue	0-1
Robert Morris	1-0

Rice	0-1
Saint Louis	0-1
Samford	1-0
Sam Houston State	1-0
Shorter	1-0
South Alabama	1-0
South Carolina	6-5
Southeastern Louisiana	8-5
Southeast Missouri State	3-0
Southern-Baton Rouge	4-0
Southern Miss	1-1
Southern-New Orleans	1-0
Stetson	6-7
Tennessee	4-8
Tennessee-Martin	2-1
Tennessee-Temple	1-0
Texas	3-2
Texas A&M	2-1
Texas A&M-Corpus Christi	1-0
Texas-Pan American	1-2
Texas Southern	1-1
Texas State	0-1
Towson	1-0
Troy	2-0
Tulane	5-0
UAB	1-1
UCF	6-1
Utah	1-1
Vanderbilt	6-7
Wake Forest	0-1
Washington	0-1
Weber State	0-1
West Virginia	1-1
Wichita State	0-1
William & Mary	0-1
Winthrop	1-1
Wisconsin	0-1
Wright State	1-0
Wyoming	2-0
Xavier (Ohio)	0-1

INTRO

THIS IS LSU

TIGERS

COACHES

REVIEW

PREVIEW

RECORDS

HISTORY

LSU

MEDIA



## Butch Pierre

Associate Head Coach

### The Pierre File

**Year at LSU:**  
11th season

**Birth Date:**  
Oct. 4, 1962

**Age:**  
45

**Hometown:**  
Darrow, La.

**Wife:**  
Clemmie

**Children:**  
Langley (16), Joseph III (15),  
Josh (15)

**College:**  
BS, Education, Miss. State, 1984  
M. Ed., Miss. State, 1986

**College Coaching Experience:**  
1984-86

Graduate Assistant  
Mississippi State

1986-88  
Assistant Coach  
Kentucky State

1988-89  
Assistant Coach  
Louisiana-Lafayette

1989-96  
Associate Head Coach  
Louisiana-Lafayette

1996-97  
Assistant Coach  
Charlotte

1997-02  
Assistant Coach  
LSU

2002  
Associate Head Coach  
LSU

It's not hard to know where the best college players are over the last decade. Just look hard and you will see LSU Associate Head Coach Butch Pierre hot on the recruiting trail for Coach John Brady.

One of the elite assistant coaches and recruiters in college basketball, Pierre, who was promoted to associate head coach following the 2002 campaign, enters his 11th season at LSU as a member of the Brady staff.

During his first decade with LSU, the Tigers have won two SEC championships (2000, 2006), three SEC Western Division Championships (2000, 2005, 2006), advanced to the school's first NCAA Final Four in 20 years (2006), made six postseason appearances and, over the last eight years, won an average of 19.7 games per season.

Pierre has been called "one of the top assistants in the nation" and certainly every year he has been at LSU, he has added to that reputation. Noted ESPN commentator Dick Vitale listed Pierre as one of his "Top Six" head coaching prospects among college assistant coaches.

Pierre was the man Brady wanted on his staff to help build a program at LSU and he continues to make sure the success continues both on and off the floor.

Pierre has recruited and played a key role in player development of such talents as Tyrus Thomas, the fourth overall pick in the 2006 NBA Draft. Others include Stromile Swift, the number two pick in 2000, along with NBA players Ronald Dupree, Brandon Bass and Glen Davis, and former NBA player Jabari Smith. Swift, Bass and Davis all earned SEC Player of the Year honors.

He is recognized by his peers in the industry as a relentless, innovative and extremely successful recruiter. His work ethic and attention to detail is what people have seen wherever he has worked. At LSU, it has helped LSU land four McDonald's and nine Parade prep All-Americans, seven junior college All-Americans and two who earned national junior college player of the year honors.

Also, he works with the student-athletes to build their abilities in the classroom and those efforts have led to 18 players graduating during the Brady-Pierre tenure.

Pierre also is instrumental in practice planning and on-court practice drills with the team and spends countless hours in his office not only working on recruiting, but studying videos of practice and games looking for things that can be improved upon. His superior technical basketball knowledge is used in practices and Coach Brady relies on Pierre to assist with the implementation of the Tigers defensive schemes and philosophy.

Pierre has made a mark in coaching everywhere he has set up shop. He also had built and established a reputation throughout the country of turning losing into winning at each institution he has worked at throughout his career.

Following a two-year stint at Western Kentucky (1986-88) where the school posted its first winning season in seven years, Pierre came back to the state at Louisiana-Lafayette, joining the Cajuns prior to the 1988-89 season. In his eight-year career there, his team won two Sun Belt championships and played in two NCAA Tournaments.

More than a dozen of his players went on to play professionally and he was elevated to the top assistants' position in his second season on the Cajun staff.

Pierre left South Louisiana to go to Charlotte for the 1996-97 where he served for one year, putting together a top 10 recruiting class before coming to LSU.

Pierre received his undergraduate degree in 1984 and his Master's degree in 1986 from Mississippi State University. It has been Coach Pierre's passion and mission to insure that every student-athlete he has recruited works diligently to complete his degree prior to his departure from the University. While successful in recruiting All-American athletes, he has seen these athletes have extraordinary athletic success and most of them have matriculated at their various institutions, graduating with honors.

A native of Darrow, La., Pierre was a prep and SEC standout in his playing days. At St. Amant High School, he was a prep All-American and the school retired his jersey in 1980. Pierre started four seasons as a point guard for Mississippi State.

Butch and his wife, Clemmie, are parents of a daughter, Langley (16), and 15-year-old twin sons, Joseph III and Josh.



# Chad Dollar

Assistant Coach



INTRO  
THIS IS LSU  
TIGERS  
COACHES  
REVIEW  
PREVIEW  
RECORDS  
HISTORY  
LSU  
MEDIA

Coach John Brady knew what he was looking for when his search for a new assistant coach began and he found what he was looking for in Chad Dollar, who joined the LSU basketball staff in May 2007.

Dollar brings exactly what Brady was searching for - a wealth of college experience in both coaching and recruiting. Plus, as a native of Atlanta with strong ties in the south, he has allowed LSU to expand on the success they have had in the past.

The 35-year-old Dollar brings 12 years of college coaching experience in an extensive background in recruiting to LSU.

Dollar coached last season at Murray State, which he helped the program continue their winning tradition by clinching their 20th straight winning season and a second place finish in the Ohio Valley regular season conference standings.

Before that, Dollar coached four seasons at Georgia Southern in which he assisted the Eagles to two Southern Conference South Division titles and helped earn the school's first postseason bid in 14 years.

He was also an Associate Head Coach at Eastern Kentucky, where he helped then head coach Travis Ford, lay down the foundation for success by landing one of the top recruiting classes in the Ohio Valley Conference. This recruiting class was able to capture Eastern Kentucky's first NCAA tournament appearance in more than twenty-five years when the class became seniors.

In addition, Dollar served two seasons at Western Carolina, a year at Southern Mississippi, and two years at Gardner-Webb.

Dollar also spent two summers as an assistant coach with Athletes in Action where he took a team to the Ivory Coast in Africa and gained international coaching experience.

Dollar comes from a basketball family, having been coached in high school in Atlanta at Douglass High School by his father Donald, one of the all-time winningest high school coaches in the state's history. Dollar was a part of a Douglass High School team that advanced to the Georgia prep state semifinals and he was one of the seven players to sign with an NCAA Division I school after his junior season.

Dollar played his first three seasons at South Florida on NCAA and NIT tournament teams before transferring to Milligan for his final season where he received his Bachelor of Arts degree in sociology.

Dollar's younger brother, Cameron, is also a NCAA coach, entering his fifth year at the University of Washington. Cameron was a member of UCLA's 1995 NCAA Championship team.

Dollar has proven his ability to recruit and develop players. He coached seven All Conference picks in his four year tenure at Georgia Southern. Dollar also recruited and coached nine players who are currently playing professional basketball, most noticeably guard Elton Nesbitt, the Southern Conference player of the year and Honorable Mention All American pick in 2006. Finally, he recruited Southern Conference Freshman of the year, Jarvis Hayes while at Western Carolina. Hayes is currently playing for the Detroit Pistons.

Dollar and his wife, Kyla have three children - Aliyah (12), Darian (10), and Chloe (7 months).



## The Dollar File

**Year at LSU:**  
First season

**Birth Date:**  
Jan. 17, 1972

**Age:**  
35

**Hometown:**  
Atlanta, Ga.

**Wife:**  
Kyla

**Children:**  
Aliyah (12), Darian (10), and  
Chloe (7 months)

**College:**  
Milligan, 1996

**College Coaching Experience:**  
1995-97  
Assistant Coach  
Gardner-Webb University

1997-98  
Assistant to the Coach  
Southern Mississippi

1998-2000  
Assistant Coach  
Western Carolina

2000-02  
Associate Head Coach  
Eastern Kentucky

2002-06  
Assistant Coach  
Georgia Southern

2006-07  
Assistant Coach  
Murray State

May 2007  
Assistant Coach  
LSU



# Assistant Coach John Treloar

INTRO

THIS IS LSU

TIGERS

COACHES

REVIEW

PREVIEW

RECORDS

HISTORY

LSU

MEDIA



## John Treloar

Assistant Coach

### The Treloar File

**Year at LSU:**

Fourth season

**Birth Date:**

Oct. 25, 1956

**Age:**

51

**Hometown:**

Clinton, Miss.

**Wife:**

Debra

**Children:**

Taylor (8), Trey (4)

**College:**

BA, Business Administration, Belhaven College, '78; MA, Area of Behavioral Studies, University of Alabama, '82

**College Coaching Experience:**

1980-82

Graduate Assistant  
University of Alabama

1982-86

Head Coach  
Olympic Sports Club,  
Bremerhaven, Germany

1987

Head Coach  
Steiner Optik Club,  
Bayreuth, Germany

1987-88

General Manager  
Mississippi Jets, CBA

1988-89

General Manager  
Wichita Falls Texans, CBA

1990-94

Head Coach,  
Wichita Falls Texans, CBA

1994-95

Head Coach  
Chicago Rockers, CBA

1996-97

Head Coach  
Connecticut Pride, CBA

1997-00

Assistant Coach  
Indiana University

2000-04

Associate Head Coach  
Indiana University

2004

Assistant Coach  
LSU

John Treloar enters his fourth year on the LSU men's basketball staff where he has proven to be an able tactician in developing scouting reports on upcoming opponents and developing talent through specialized drills learned through years as a professional and college coach.

Treloar's stellar career includes stints as a club team coach in Germany, a winning general manager and coach in the Continental Basketball Association and a top college assistant.

Treloar came to LSU from Indiana University, where he served on the staff for seven years. While at Indiana, he was on teams that went to six NCAA Tournaments working under coaches Bob Knight and Mike Davis, including the 2002 Hoosier team which advanced to the NCAA Final Four and finished as the national runner-up. He was part of six-straight 20-win seasons and part of teams that defeated 28 ranked opponents including 12 teams among the nation's top 10 at the time of the game.

In his three years at LSU, the Tigers have won two SEC Western Division titles, an SEC Championship, gone to two NCAA Tournaments and in 2006 advanced to the NCAA Final Four, LSU's first appearance in the Final Four in 20 years. The Tigers during his tenure, have a win over No. 1-ranked Duke and, in the last three seasons, LSU has won four games against Top 10 teams.

In his last 10 years as a college assistant coach, eight of the teams he worked with advanced to the NCAA Tournament at the conclusion of the year.

A veteran head coach and general manager in the CBA, his teams advanced to the playoffs seven of eight years. In the CBA, Treloar competed against such recent NBA head coaches as George Karl, Terry Stotts, Eric Musselman and Flip Saunders.

While in the CBA, Treloar earned a reputation for making championship runs late in the season, as evidenced by his playoff winning percentage of over 50 percent. His 22 playoff wins rank among the top 10 in CBA history. He was just the second in league history at the time to win a CBA Championships in his first season as head coach (1991-Wichita Falls Texans).

Prior to his CBA career, Treloar was the head coach of the Olympic Sports Club in Bremerhaven, Germany, from 1982-86. The following year, he served as the head coach of the Steiner Optik Club in Bayreuth, Germany.

Treloar's international experience also includes a stint with a professional team in Venezuela in 1997. He joined the team at midseason and went on to guide the club to the league championship finals.

Treloar's coaching career began at the University of Alabama where he served as academic counselor and graduate assistant for two seasons (1980-82).

Ironically, Treloar and LSU head coach John Brady were teammates at Belhaven College in Mississippi.

A native of Clinton, Miss., Treloar earned a bachelor's degree in business administration from Belhaven College in 1978 and a master's degree in the area of behavioral studies from the University of Alabama. John and wife, Debra, have two children, Taylor and Trey.



- INTRO
- THIS IS LSU
- TIGERS
- COACHES
- REVIEW
- PREVIEW
- RECORDS
- HISTORY
- LSU
- MEDIA

## Jeff Clapacs

Director of Basketball Operations



### The Clapacs File

**Year at LSU:**  
First season

**Birth Date:**  
June 24, 1985

**Age:**  
22

**Hometown:**  
Euclid, Ohio

**College:**  
BA, Communication Studies,  
College of Wooster, '07

Jeff Clapacs is the newest member of the LSU men's basketball program, having been named Director of Basketball Operations for the team in August 2007.

Clapacs takes over the position held by Scott Soprych who left LSU last summer to take an assistant coaching position at Chicago State University.

Clapacs, a native of Euclid, Ohio, graduated from The College of Wooster (Ohio) in May 2007. While at Wooster, he played basketball for the school, was a student assistant his last two years at the college and also served as assistant to the operations manager in the athletics department.

He played two years for the College of Wooster basketball team before becoming a student assistant coach for one of the top Division III programs in this decade. Since 2000, Wooster has a winning percentage of 86.8% with a record of 210-32. As a student assistant, he helped coach the junior varsity team, he was involved in video taping practices, assisting coaches with drills and overseeing the setup of the gymnasium for practice.

In his job with the Wooster athletics department, Clapacs was responsible for game management set-up for home games of nine different varsity programs and also served as a game official for football and volleyball and clock operator for soccer matches.

He has also served as a counselor at several well-known summer basketball camps, including here at LSU under Brady, Florida (Billy Donovan) and Duke (Mike Krzyzewski), along with camps conducted by the Cleveland Cavaliers.

Clapacs majored in communication studies at Wooster and wrote his senior independent study on the subject of "Got Game? The Recruitment Rhetoric of Division III Head Basketball Coaches."

## Support Staff



**Pam LeBlanc**  
Secretary



**Stephen Melancon**  
Student Trainer



**Joshua Howard**  
Student Office Assistant



## Managers

Sitting (LEFT to RIGHT): Donald Reyes, Adlai Stevenson, Jeremiah Frigo.  
Standing from (LEFT to RIGHT): Jason Reed, Zach Kendrick, John Daniel, Chris Heine.

INTRO

THIS IS LSU

TIGERS

COACHES

REVIEW

PREVIEW

RECORDS

HISTORY

LSU

MEDIA



## Shawn Eddy

Head Basketball Trainer

Shawn Eddy enters his third year as the head trainer for the LSU men's basketball program.

Prior to joining the basketball program, he served nine years as the head baseball trainer at Alex Box Stadium for the LSU Baseball Tigers.

This is Eddy's 12th season at LSU, arriving in July of 1996 from Vanderbilt University, where he worked as a graduate assistant trainer for two years. He was promoted to senior associate athletic trainer in 2005 in the athletic department and also oversees training activities for the soccer and women's golf programs. He also is the supervisor for the daily training activities in the Dr. Martin J. Broussard training center, LSU's state-of-the-art training facility attached to Tiger Stadium.

Eddy earned a bachelor's degree in exercise physiology in 1994 from the University of West Virginia. He also earned a master's degree from Vanderbilt in health promotion and education.

The 36-year-old Eddy was born on Nov. 23, 1971.

### The Eddy File

**Year at LSU:**

12th season

**Birth Date:**

Nov. 23, 1971

**College:**

West Virginia University, '94

**Post-Graduate Education:**

Vanderbilt University (Masters), '96



## Gayle Hatch

Basketball Strength and Conditioning Coach

The veteran international authority in weightlifting and strength training joined the LSU staff in 2007 to work with Coach John Brady and the LSU men's basketball program.

For his work of over 30 years, Hatch is a member of the USA Weightlifting Hall of Fame and the USA Strength and Conditioning Coaches Hall of Fame. He was the head weightlifting coach at the 2004 Olympics in Athens. His club, the Gayle Hatch Weightlifting Team has won more than 50 junior, senior and masters national championships.

He has been designated as Senior U.S. International Coach, USA Weightlifting's highest level of certification and is the director of USA Weightlifting's Southern Regional Training Center.

Hatch was a pioneer in the use of Olympic style weightlifting as a strength development program for performance training. His program has become the prototype for successful programs throughout the country and is responsible for a host of championships in a wide range of sports. Hatch has installed his year-round strength programs for such NFL teams as San Diego, Dallas, Oakland and Kansas City. Many college teams have incorporated many of his philosophies, including here at LSU.

Hatch, a Baton Rouge native, played basketball at Northwestern State and went on to a brief stint in the ABA. His high school, Catholic High in Baton Rouge, named its new weight room the "Gayle Hatch Strength Training Center."

### The Hatch File

**Year at LSU:**

First season

**College:**

Northwestern State, '62



## Jeff Earls

Student/Volunteer Assistant Strength and Conditioning Coach

Earls in his first year as a volunteer assistant strength and conditioning coach for the men's basketball program under Gayle Hatch. Earls has helped Hatch in implementing and designing the strength training, speed and conditioning needs for basketball as well as monitoring the nutrition of the athletes.

Earls has been with Hatch since 2004 as an assistant coach for the Hatch Weightlifting Team at the U.S. Weightlifting Federation Southern Regional Training Center. He has also served as a student assistant strength and conditioning coach under the supervision of Tommy Moffitt, LSU's head strength and conditioning coach. Earls has also served as a strength and conditioning coach and consultant for several high schools in and out of the Baton Rouge area. He is expected to graduate with a degree in Kinesiology in December 2007.

# Sixth Man Club

THE LSU MEN'S BASKETBALL BOOSTER GROUP

It was 10 years ago when Coach John Brady instituted his LSU Tiger Basketball "6th Man Club" with the idea to allow the dedicated fans of LSU basketball a chance to be a closer part of the program. LSU basketball fans responded positively to the chance to gather for a meal prior to the game and here from the LSU coaches about "their" basketball team.

The LSU Tiger Basketball "6th Man Club" is the chance for every Tiger fan to become a closer part of the program and the support of the fans makes it possible for the men's basketball program to continue doing the right things for the program's success in the future.

Monies derived from the club go directly to the Tiger Athletic Foundation's basketball account.



## Member Benefits

**For \$275 in yearly dues, members of the "Sixth Man Club" will receive the following benefits:**

- 1) Pregame buffet in the L-Club Room of the Maravich Center located adjacent to the LSU Basketball locker room.
- 2) An autographed poster complete with the signatures of the LSU coaching staff and entire basketball team.
- 3) Each month, all club members will receive a copy of "The Tiger Tribune," the official Sixth Man Club Newsletter with player profiles, and other inside information on LSU basketball.
- 4) Club members will also receive a copy of the official LSU Tiger media guide.
- 5) Each member of the Sixth Man Club will receive a ticket for two to the LSU Basketball Preseason Tip-Off Party attended by club members, coaching staff, their wives and the LSU players.
- 6) You can bring an additional guest for the Pregame buffet for only \$10.

**Applications and other information is available at the:  
LSU Men's Basketball Office  
225-578-8217**

Please make checks payable to "TAF-Basketball 6th Man Club" and mail to:

**LSU Men's Basketball Office  
P. O. Box 25095  
Baton Rouge, La. 70894-5095**



**No matter how something is planned, in the end it doesn't always come out as expected.**

**LSU's 2006-07 season wandered through some unseen peaks and valleys that caused the season to not be as successful as planned or hoped. Along the way, the games the team had become known for finding the way to win suddenly starting going the other way in the final seconds. A 17-15, 5-11 record came about as LSU fell in six games by four points or less. Three times last-second shots doomed the Tigers. Injuries cost various Tigers practice time and hurt the continuity of practice time in preparation for games. These were among the things that kept LSU from a 20-win season, another break-even or winning season in the league and post-season play.**

**But there were some good things that happened along the way as players tried to adjust through some situations that will help those that return grow in experience for the coming year:**

### **Glen Davis**

Davis was unable to recreate his sophomore first-team All-American season of 2006, but playing with injuries and having to play with the burden of intense media pressure, he still earned All-SEC honors as he finished third in the league in scoring at 17.7 points per game and was the league's leading rebounder for the second straight year at 10.4 boards a game, eighth best in the nation.

Davis became the latest big man developed by Coach John Brady to advance to the National Basketball Association as he was drafted after his junior year by the Boston Celtics.

### **Tasmin Mitchell**

Mitchell continued his development as a strong all-around basketball player, learning to play both inside and outside in LSU's offense. Despite having to learn a new style, he continued to be a major scoring component for the Tigers, averaging 14.5 points per game and 5.9 rebounds a game. He was 12th in the conference in scoring and 13th in the league in rebounding.

Mitchell has started all 68 games in the first two years of his career and has 877 points, 123 short of becoming the next LSU player over 1,000 career points. Mitchell earned All-District and All-Louisiana honors. He led the Tigers in scoring in 11 games this past season.



**Tasmin Mitchell**

- INTRO
- THIS IS LSU
- TIGERS
- COACHES
- REVIEW**
- PREVIEW
- RECORDS
- HISTORY
- LSU
- MEDIA

## 2006-07 LSU Leaders SCORING AVERAGE

Glen Davis	17.7
Tasmin Mitchell	14.5
Terry Martin	10.5
Garrett Temple	8.6
Darnell Lazare	7.4

## REBOUNDING AVERAGE

Glen Davis	10.4
Tasmin Mitchell	5.9
Darnell Lazare	4.5
Magnum Rolle	4.1
Garrett Temple	3.7

## FIELD GOAL PERCENTAGE

Chris Johnson	55.8
Darnell Lazare	55.6
Glen Davis	48.4
Tasmin Mitchell	46.6
Magnum Rolle	43.1

## 3-POINT FIELD GOALS MADE

Terry Martin	52
Tasmin Mitchell	41
Garrett Temple	35
Glen Davis	17
Dameon Mason	9

## 3-POINT FG PERCENTAGE

Terry Martin	38.8
Tasmin Mitchell	37.6
Ben Voogd	35.7
Glen Davis	34.7
Dameon Mason	32.1

## FREE THROW PERCENTAGE

Garrett Temple	81.4
Tasmin Mitchell	75.0
Glen Davis	71.3
Dameon Mason	70.0
Darnell Lazare	62.1

## ASSISTS

Garrett Temple	138
Glen Davis	66
Tasmin Mitchell	59
Ben Voogd	45
Terry Martin	43

## STEALS

Garrett Temple	52
Tasmin Mitchell	34
Glen Davis	32
Darnell Lazare	23
Tack Minor	17

## BLOCKS

Garrett Temple	34
Magnum Rolle	31
Glen Davis	28
Tasmin Mitchell	25
Chris Johnson	12

## MINUTES

Garrett Temple	1099
Tasmin Mitchell	1092
Glen Davis	1016
Darnell Lazare	720
Terry Martin	701



Garrett Temple

## Garrett Temple

Temple continued to be the team's top defender in 2006-07 and also placed among the league leaders in assists from the point-guard position at 4.3 assists per game. He again continued the tradition of positive assists-to-turnover ratio that John Brady-coached starting point guards have carried for years with a plus 1.7 average, 10th best in the SEC.

## Darnell Lazare

The senior got his opportunity to be a major player on the Tiger team and his four years of hard work paid off as he started 25 games and averaged 24 minutes a contest, averaging 7.4 points and 4.5 rebounds a game, scoring a career high 22 in the league at Ole Miss in February, 2007. He earned his degree this past summer and is continuing his basketball career in the pro league in Poland.



Darnell Lazare

## LSU's 2006-07 Season Honors

### Glen Davis

First Team All-SEC, Coaches  
First Team All-SEC, AP  
First Team All-Louisiana  
Honorable Mention All-America, AP  
Fourth Team All-American,  
CollegeHoops.net  
Mid-Season 30, Naismith Award  
National Final 22 Ballot, Wooden Award  
First Team, NABC District 8  
First Team USBWA District 7

### Tasmin Mitchell

First Team, All-Louisiana  
First Team, NABC District 8

### Garrett Temple

Defensive All-American,  
Collegeinsider.com

### Darnell Lazare

SEC Community Service team member

### Alex Farrer

SEC Academic Honor Roll

### Greg Terrebombe

SEC Freshman Academic Honor Roll

## Streaks

LSU continued its home-court winning streak against Louisiana schools for another season and will enter the 2007-08 opener against Southeastern Louisiana on a 62-game Maravich Center winning streak against Louisiana schools.

The Tigers also advanced its SEC Maravich Center winning streak to 19 before it ended in the third SEC home game of the year. That was the third longest conference home winning streak in school history.

## Paid Attendance

The Tigers paid attendance last season was 10,002, giving LSU its sixth consecutive year with an increase in paid attendance at the Maravich Center. The Tigers drew a paid average of 8,306 in 2001, 8,534 in 2002, 8,687 in 2003, 9,355 in 2004, 9,409 in 2005 and 9,469 in 2006.

## Another Top 10 Win

One thing John Brady and his team was able to do this past year is defeat teams ranked in the top 10 in the polls. The Tigers defeated No. 6 Texas A&M, 64-52, in December and then, with Glen Davis on the bench with injury, the Tigers played a masterful game to defeat No. 3 Florida, 66-56, in Baton Rouge on Feb. 24.

Including the NCAA Tournament wins against No. 1 Duke and No. 9 Texas, LSU has now won four

straight games against teams ranked in the Associated Press Top 10 and the Florida win was the ninth time in the John Brady era that the Tigers have won against a Top 10 AP team.

## ESPN Gameday

One of the other highlights of the season came on Jan. 6 when ESPN brought its basketball "College Gameday" and its Saturday night prime time college basketball telecast to Baton Rouge for the LSU-Connecticut game. A production crew of over 150 put together two specially designed sets in the Maravich Center for a one-hour morning show along with reports and a one-hour pregame show later in the day.

Coach John Brady joined hosts Rece Davis, Hubert Davis, Digger Phelps and Jay Bilas to set the scene for the telecast and Andy Katz did a special feature on Glen Davis' daily campus routine. Dan Shulman, Dick Vitale and Erin Andrews handled the game broadcast and the Tigers sent all their fans home happy with a 66-49 victory.



# Box Scores

- INTRO
- THIS IS LSU
- TIGERS
- COACHES
- REVIEW
- PREVIEW
- RECORDS
- HISTORY
- LSU
- MEDIA

## Exhibition Game, LSU 70, EA Sports 65

November 9, 2006, at Baton Rouge, La.

EA SPORTS	3PT				
	FG	FG	FT	REB	PTS
Forfe*	5-14	1-3	4-5	6	15
Blackburn*	2-8	1-3	0-0	5	5
Husted*	9-21	0-1	3-3	10	21
DeVries*	0-4	0-1	2-4	3	2
Mathies*	0-1	0-0	2-2	1	2
Legans	1-3	1-2	0-0	1	3
Stigall	1-2	0-0	2-2	0	4
Mills	3-7	0-1	3-4	7	9
Hill	0-2	0-0	0-0	0	0
Banks	2-6	0-0	0-0	5	4
Team					
<b>TOTALS</b>	<b>23-68</b>	<b>3-11</b>	<b>16-20</b>	<b>38</b>	<b>65</b>

LSU	3PT				
	FG	FG	FT	REB	PTS
Davis*	4-14	0-1	8-9	14	16
T. Mitchell*	5-11	0-1	0-0	7	10
Lazare*	5-10	0-0	2-2	6	12
Mason*	5-9	0-1	4-8	3	14
Temple*	2-4	1-1	0-0	9	5
Minor	1-6	0-2	3-5	2	5
Voogd	0-2	0-1	0-0	3	0
Rolle	3-8	0-0	0-0	4	6
Johnson	1-1	0-0	0-0	0	2
Team					
<b>TOTALS</b>	<b>26-65</b>	<b>1-7</b>	<b>17-24</b>	<b>51</b>	<b>70</b>

Halftime: LSU 33, EA 26. Total FG Pct: EA 33.8; LSU 40.0. 3Pt FG Pct: EA 27.3; LSU 14.3. FT Pct: EA 80.0; LSU 70.8. Assists: EA 6 (DeVries 3); LSU 13 (Temple 5). Turnovers: EA 16 (Banks, DeVries 4); LSU 21 (Mitchell 5). Blocks: EA 1 (Forfe 1); LSU 3 (Mitchell 2) Steals: EA 7 (Mills 3); LSU 12 (Temple 5). Attendance: 8,309-pd; 3,476-actual.

## Exhibition Game, LSU 94, La. College 41

November 15, 2006, at Baton Rouge, La.

LA. COLLEGE	3PT				
	FG	FG	FT	REB	PTS
Johnson*	5-11	3-3	0-0	2	13
Martin*	4-8	1-1	2-3	5	11
Skuzacek*	3-10	0-4	0-2	3	6
Gonzales*	2-10	2-5	0-0	1	6
Steele*	1-3	0-1	0-0	1	2
Folse	0-0	0-0	0-0	1	0
Hollier	0-3	0-2	0-0	0	0
Bertrand	0-1	0-1	0-0	1	0
Cole	0-2	0-1	0-0	0	0
Hebert	0-1	0-1	0-0	2	0
Talley	1-5	1-4	0-0	4	3
Team					
<b>TOTALS</b>	<b>16-54</b>	<b>7-23</b>	<b>2-5</b>	<b>23</b>	<b>41</b>

LSU	3PT				
	FG	FG	FT	REB	PTS
Davis*	5-7	0-0	5-6	10	15
Mitchell*	9-12	0-0	2-2	8	20
Lazare*	5-9	0-0	1-2	4	11
Mason*	7-8	0-0	3-5	9	17
Temple*	3-8	1-4	2-2	3	9
Minor	0-1	0-1	0-0	1	0
Voogd	2-4	0-0	2-3	2	6
Terrebonne	0-1	0-1	0-0	0	0
Johnson	6-8	0-0	2-2	5	14
Farrer	1-6	0-3	0-1	3	2
Team					
<b>TOTALS</b>	<b>38-64</b>	<b>1-9</b>	<b>17-23</b>	<b>48</b>	<b>94</b>

Halftime: LSU 46, LC 22. Total FG Pct: LC 29.6; LSU 59.4. 3Pt FG Pct: LC 30.4; LSU 11.1. FT Pct: LC 40.0; LSU 73.9. Assists: LC 4 (Martin 2); LSU 19 (Mason 7). Turnovers: LC 20 (Steele 5); LSU 11 (Johnson 3). Blocks: LC 0; LSU 5 (Johnson 2). Steals: LC 4 (Cole, Gonzales, Johnson, Skuzacek 1); LSU 11 (Temple, Voogd 3) Attendance: 8,269-pd; 3114-actual

## Game 1, LSU 96, Nicholls State 42

November 17, 2006, at Baton Rouge, La.

Nicholls State	3PT				
	FG	FG	FT	REB	PTS
Bathie*	2-14	2-10	0-0	4	6
Scott*	3-13	0-5	1-2	2	7
Boyce*	1-2	0-0	2-3	3	4
Payne*	0-4	0-1	5-6	2	5
Gray*	3-13	0-3	4-6	7	10
Crockett	2-6	1-3	0-0	1	5
Shanks	2-6	1-4	0-0	3	5
Verner	0-5	0-4	0-0	2	0
Team					
<b>TOTALS</b>	<b>13-63</b>	<b>4-30</b>	<b>2-17</b>	<b>27</b>	<b>42</b>

LSU	3PT				
	FG	FG	FT	REB	PTS
Davis*	4-5	1-1	7-8	8	16
Mitchell*	4-10	3-5	3-3	8	14
Lazare*	4-6	0-0	8-9	10	16
Mason*	2-5	1-2	0-0	2	5
Temple*	6-11	4-8	0-0	7	16
Minor	1-2	1-2	0-0	0	3
Voogd	1-1	0-0	2-2	3	4
Terrebonne	0-0	0-0	0-0	1	0
Rolle	4-7	0-0	0-0	6	8
Johnson	4-5	0-0	1-2	1	9
Farrer	1-1	1-1	2-2	0	5
Team					
<b>TOTALS</b>	<b>31-53</b>	<b>11-19</b>	<b>23-26</b>	<b>49</b>	<b>96</b>

Halftime: LSU 44, NSU 18. Total FG Pct: NSU 20.6; LSU 58.5. 3Pt FG Pct: NSU 13.3; LSU 57.9. FT Pct: NSU: 70.6; LSU 88.5. Assists: NSU 6 (Scott 2); LSU 25 (Minor 6). Turnovers: NSU 16 (Gray, Payne 4); LSU 18 (Mason 4) Blocks: NSU 2 (Gray, Scott 1); LSU 7 (Rolle 2). Steals: NSU 9 (Scott 3); LSU 10 (Mitchell 3). Attendance: 9,256-pd; 5,237-actual

## Game 2, LSU 88, Louisiana-Monroe 57

November 19, 2006, at Baton Rouge, La.

LA-MONROE	3PT				
	FG	FG	FT	REB	PTS
Melendez*	1-4	1-4	0-0	2	3
Bynum*	2-6	0-1	0-0	1	4
Hooper*	3-15	0-7	0-0	4	6
Brasher*	4-7	4-5	2-4	3	14
Brown*	2-8	1-3	0-0	3	5
Meyerchick	0-4	0-3	0-0	1	0
Nweke	1-3	0-0	0-0	7	2
Roche	1-2	0-0	0-0	1	2
Payne	7-14	4-7	3-4	5	21
Garrison	0-1	0-1	0-0	1	0
Team					
<b>TOTALS</b>	<b>21-64</b>	<b>10-31</b>	<b>5-8</b>	<b>28</b>	<b>57</b>

LSU	3PT				
	FG	FG	FT	REB	PTS
Davis*	10-15	0-1	6-9	8	26
Mitchell*	7-8	5-6	2-2	7	21
Lazare*	8-10	0-0	0-0	5	16
Mason*	5-7	0-1	0-0	5	10
Temple*	2-8	1-5	1-1	4	6
Minor	0-2	0-0	0-0	2	0
Voogd	1-2	0-1	0-0	3	2
Terrebonne	0-0	0-0	0-0	1	0
Rolle	1-3	0-1	0-0	5	2
Johnson	1-2	1-1	0-0	2	3
Farrer	1-3	0-2	0-0	0	2
Team					
<b>TOTALS</b>	<b>36-60</b>	<b>7-18</b>	<b>9-12</b>	<b>42</b>	<b>88</b>

Halftime: LSU 44, ULM 22. Total FG Pct: ULM 32.8; LSU 60.0. 3Pt FG Pct: ULM 32.3; LSU 38.9. FT Pct: ULM 62.5; LSU 75.0. Assists: ULM 10 (Brown, Hooper 3); LSU 26 (Mason 7). Turnovers: ULM 12 (Hooper 4); LSU 14 (Mitchell 4). Blocks: ULM 1 (Nweke 1); LSU 5 (Rolle 2). Steals: ULM 6 (Brown 2); LSU 8 (Temple 3). Attendance: 8,521-pd; 3,757-actual.

## Game 3, Wichita State 57, LSU 53

November 25, 2006, at Baton Rouge, La.

Wichita State	3PT				
	FG	FG	FT	REB	PTS
Martin*	6-10	0-0	0-0	4	12
Wilson*	4-11	0-2	2-2	7	10
Couinsnard*	5-8	1-2	0-0	7	11
Braeuer*	0-1	0-1	0-0	4	0
Ogirri*	1-6	0-5	1-2	1	3
Mekel	0-1	0-1	0-0	0	0
Preadom	0-0	0-0	0-0	1	0
Bradley	3-7	1-3	4-4	3	11
Thomasson	5-8	0-0	0-0	3	10
Team					
<b>TOTALS</b>	<b>24-52</b>	<b>2-14</b>	<b>7-8</b>	<b>31</b>	<b>57</b>

LSU	3PT				
	FG	FG	FT	REB	PTS
Davis*	7-16	0-2	3-6	13	17
Mitchell*	3-11	0-1	0-2	5	6
Lazare*	4-7	0-0	3-3	5	11
Mason*	3-8	0-0	1-2	6	7
Temple*	1-6	1-5	0-0	0	3
Minor	2-4	1-1	0-0	1	5
Voogd	0-0	0-0	0-0	0	0
Rolle	2-3	0-0	0-0	1	4
Team					
<b>TOTALS</b>	<b>22-55</b>	<b>2-9</b>	<b>7-13</b>	<b>33</b>	<b>53</b>

Halftime: LSU 29, Wichita State 23. Total FG Pct: WSU 46.2; LSU 40.0. 3Pt FG Pct: WSU 14.3; LSU 22.2. FT Pct: WSU 87.5; LSU 53.8. Assists: WSU 11 (Braeuer 4); LSU 9 (Mitchell 3). Turnovers: 13 (Couinsnard 5); LSU 15 (Davis 6). Blocks: WSU 1 (Couinsnard 1); LSU 3 (Davis, Mitchell, Temple 1). Steals: WSU 5 (Braeuer, Couinsnard 2); LSU 6 (Davis, Mason, Voogd 2). Attendance: 9,205-pd; 6,325-actual

## Game 4 LSU 91, McNeese State 57

November 29, 2006, at Baton Rouge, La.

McNeese State	3PT				
	FG	FG	FT	REB	PTS
Bradley*	2-7	0-0	2-2	6	6
Pichon*	1-8	1-3	2-2	3	5
Wardell*	6-13	0-0	4-6	9	16
Aaron*	2-9	1-4	1-2	2	6
Ford*	4-12	3-5	2-2	2	13
Lawrence	2-7	0-2	3-4	5	7
Saulnier	0-3	0-2	0-0	1	0
Penn	0-1	0-0	2-4	2	2
Barnhill	0-0	0-0	2-2	0	2
Team					
<b>TOTALS</b>	<b>17-60</b>	<b>5-16</b>	<b>18-24</b>	<b>36</b>	<b>57</b>

LSU	3PT				
	FG	FG	FT	REB	PTS
Davis*	3-9	0-1	9-11	7	15
Mitchell*	7-11	2-3	0-0	7	16
Lazare*	5-8	0-0	1-2	6	11
Mason*	3-7	2-3	1-2	4	9
Temple*	7-12	3-6	0-0	4	17
Minor	0-0	0-0	2-2	1	2
Voogd	4-4	2-2	2-2	2	12
Terrebonne	0-0	0-0	0-0	0	0
Rolle	1-5	0-0	0-2	7	2
Johnson	1-1	0-0	0-0	0	2
Farrer	1-4	1-4	2-4	3	5
Team					
<b>TOTALS</b>	<b>32-61</b>	<b>10-19</b>	<b>17-25</b>	<b>45</b>	<b>91</b>

Halftime: LSU 38, MSU 22. Total FG Pct: MSU 28.3; LSU 52.5. 3Pt FG Pct: MSU 31.3; LSU 52.6. FT Pct: MSU 75.0; LSU 68.0. Assists: MSU 5 (Ford 3); LSU 18 (Voogd 6). Turnovers: MSU 18 (Pichon 4); LSU 16 (Lazare, Mason 3). Blocks: MSU 6 (Bradley 3); LSU 6 (Davis 2). Steals: MSU 6 (Bradley 2); LSU 12 (Davis, Mitchell, Temple 3). Attendance: 8,859-pd; 4,662-actual.

## Game 5 LSU 74, Tulane 67

December 2, 2006, at New Orleans, La.

LSU	3PT				
	FG	FG	FT	REB	PTS
Davis*	7-16	0-0	6-9	13	20
Mitchell*	3-13	1-3	4-5	7	11
Lazare*	2-2	0-0	3-4	2	7
Mason*	4-10	1-2	3-4	5	12
Temple*	6-13	1-4	5-6	3	18
Minor	1-4	0-2	0-0	2	2
Voogd	0-0				

## Game 6, LSU 64, Texas A&M 52

December 5, 2006 at Baton Rouge, La.

Texas A&M	3PT				
	FG	FG	FT	REB	PTS
Carter*	2-6	0-2	3-3	3	7
Jones*	4-8	0-0	4-4	4	12
Kavaliauskas*	8-11	0-0	2-2	4	18
Law*	1-11	0-5	2-2	2	4
Kirk*	2-5	1-3	0-0	3	5
Derrick	0-0	0-0	0-0	0	0
Sloan	1-4	1-2	0-2	2	3
Davis	1-4	0-0	1-2	4	3
Pompey	0-2	0-0	0-0	0	0
Team				2	
<b>TOTALS</b>	<b>19-51</b>	<b>2-12</b>	<b>12-15</b>	<b>24</b>	<b>52</b>

LSU	3PT				
	FG	FG	FT	REB	PTS
Davis*	9-14	0-1	6-9	10	24
Mitchell*	5-12	1-3	4-4	9	15
Rolle*	0-2	0-0	1-2	4	1
Mason*	2-6	1-3	2-2	2	7
Temple*	2-7	2-5	5-6	2	11
Minor	2-4	0-1	2-2	2	6
Voogd	0-0	0-0	0-0	0	0
Johnson	0-0	0-0	0-0	1	0
Team				5	
<b>TOTALS</b>	<b>20-45</b>	<b>4-13</b>	<b>20-25</b>	<b>35</b>	<b>64</b>

Halftime: LSU 31, Texas A&M 28. Total FG Pct: TXA&M 37.3; LSU 44.4. 3Pt FG Pct: TXA&M 16.7; LSU 30.8. FT Pct: TXA&M 80.0; LSU 80.0. Assists: TXA&M 10 (Kirk, Law 3); LSU 10 (Davis, Mason, Minor, Mitchell, Temple 2). Turnovers: TXA&M 13 (Law 3); LSU (Davis 5). Blocks: TXA&M 2 (Kavaliauskas, Jones 1); LSU 2 (Mitchell 2). Steals: TXA&M 7 (Carter, Davis 2); LSU 7 (Minor, Temple 2). Attendance: 12,053 pd; 9,274 actual.

## Game 7, Texas 76, LSU 75

December 10, 2006 at Houston, Texas

LSU	3PT				
	FG	FG	FT	REB	PTS
Mitchell*	9-18	3-7	2-2	10	23
Rolle*	1-9	0-0	2-2	9	4
Davis*	8-20	0-1	5-9	10	21
Mason*	1-6	0-2	2-3	4	4
Temple*	5-11	4-10	0-0	4	14
Minor	3-12	1-7	2-3	4	9
Voogd	0-0	0-0	0-0	0	0
Johnson	0-0	0-0	0-0	1	0
Team				4	
<b>TOTALS</b>	<b>27-76</b>	<b>8-27</b>	<b>13-19</b>	<b>46</b>	<b>75</b>

Texas	3PT				
	FG	FG	FT	REB	PTS
James*	5-10	0-0	0-4	13	10
Mason*	1-8	0-3	2-2	4	4
Durant*	5-15	0-4	0-0	11	10
Abrams*	6-14	3-5	3-4	2	18
Augustin*	9-16	0-2	7-7	6	25
Lewis	0-0	0-0	0-0	0	0
Hill	0-0	0-0	0-0	1	0
Atchley	3-5	2-2	1-2	6	9
Team				6	
<b>TOTALS</b>	<b>29-68</b>	<b>5-16</b>	<b>13-19</b>	<b>49</b>	<b>76</b>

Halftime: LSU 35, Texas 35. End of Regulation: LSU 68, Texas 68. Total FG Pct: LSU 35.5; UT 42.6. 3Pt FG Pct: LSU 29.6; UT 31.3. FT Pct: LSU 68.4; UT 68.4. Assists: LSU 14 (Mitchell 6); UT 9 (Augustin 5). Turnovers: LSU 11 (Davis 3); UT 15 (Augustin 5). Blocks: LSU 4 (Davis 2); UT 7 (Durant 4). Steals: LSU 11 (Minor, Mitchell 4); UT (Abrams, Durant, Mason 1). Attendance: 12,511

## Game 8, LSU 60, Oregon State 53

December 17, 2006, at Corvallis, Ore.

LSU	3PT				
	FG	FG	FT	REB	PTS
Davis*	9-14	1-1	3-5	13	22
Mitchell*	4-14	1-7	2-2	6	11
Rolle*	0-1	0-0	0-2	8	0
Minor*	1-5	1-3	0-0	5	3
Temple*	5-12	3-9	4-5	2	17
Mason	0-0	0-0	1-2	1	1
Voogd	1-1	1-1	0-0	2	3
Farrer	0-1	0-1	0-0	0	0
Lazare	1-4	0-0	1-3	3	3
Team				2	
<b>TOTALS</b>	<b>21-52</b>	<b>7-22</b>	<b>11-19</b>	<b>42</b>	<b>60</b>

Oregon State	3PT				
	FG	FG	FT	REB	PTS
Jones*	4-12	4-8	0-0	7	12
Cuic*	4-15	2-4	0-1	4	10
Jeffers*	2-4	0-0	0-2	11	4
J. Tarver*	4-12	2-6	3-4	2	13
Washington*	0-6	0-0	1-2	2	1
Hampton	0-1	0-0	0-0	2	0
S. Tarver	1-2	0-0	0-0	1	2
McGillis	4-6	3-3	0-0	3	11
Johnson	0-0	0-0	0-0	0	0
Team				6	
<b>TOTALS</b>	<b>19-58</b>	<b>11-21</b>	<b>4-9</b>	<b>38</b>	<b>53</b>

Halftime: LSU 25, OSU 20. Total FG Pct: LSU 40.4; OSU 32.8. 3Pt FG Pct: LSU 31.8; OSU 52.4. FT Pct: LSU 57.9; OSU 44.4. Assists: LSU 15 (Minor 5); OSU 9 (J. Tarver 4). Turnovers: LSU 14 (Davis, Temple 4); OSU 12 (Cuic 3). Blocks: LSU 5 (Rolle 2); OSU 4 (Cuic 2). Steals: LSU 5 (Temple, Voogd 2); OSU 6 (Cuic, Hampton, Jeffers, Jones, J. Tarver, Washington 1). Attendance: 6,724.

## Game 9, Washington 88, LSU 72

December 20, 2006, at Seattle, Wash.

LSU	3PT				
	FG	FG	FT	REB	PTS
Davis*	3-11	0-0	2-2	9	8
Mitchell*	8-17	2-3	2-2	2	20
Rolle*	2-3	0-0	0-1	3	4
Minor*	4-6	1-1	0-0	3	9
Temple*	4-10	1-6	0-0	3	9
Mason	3-5	0-1	3-4	3	9
Voogd	0-2	0-1	0-0	2	0
Martin	5-11	3-7	0-0	1	13
Lazare	0-2	0-0	0-0	6	0
Team				2	
<b>TOTALS</b>	<b>29-67</b>	<b>7-19</b>	<b>7-9</b>	<b>34</b>	<b>72</b>

Washington	3PT				
	FG	FG	FT	REB	PTS
Pondexter*	6-12	2-3	1-2	5	15
Brockman*	8-17	0-0	3-4	14	19
Hawes*	10-16	0-0	3-4	12	23
Oliver*	2-5	1-1	0-0	3	5
Dentmon	2-10	0-1	3-4	0	7
Burmeister	1-2	1-1	0-0	1	3
Appleby	1-4	1-3	0-0	2	3
Wallace	0-2	0-0	0-0	0	0
Gasser	1-1	0-0	2-3	1	4
Nelson	3-4	3-4	0-0	1	9
Team				5	
<b>TOTALS</b>	<b>34-73</b>	<b>8-13</b>	<b>12-17</b>	<b>44</b>	<b>88</b>

Halftime: Washington 50, LSU 36. Total FG Pct: LSU 43.3; UW 46.6. 3Pt FG Pct: LSU 36.8; UW 61.5. FT Pct: LSU 77.8; UW 70.6. Assists: LSU 15 (Temple 4); UW 18 (Dentmon 9). Turnovers: LSU 13 (Minor, Temple 4); UW 9 (Dentmon, Oliver 3). Blocks: LSU 3 (Davis, Rolle, Mason 1); UW 1 (Hawes 1). Steals: LSU 3 (Mason, Minor, Rolle 1); UW 7 (Dentmon 3). Attendance: 10,000

## Game 10, LSU 68, Louisiana Tech 52

December 23, 2006, at Baton Rouge, La.

Louisiana Tech	3PT				
	FG	FG	FT	REB	PTS
McKenzie*	5-14	0-1	2-4	7	12
Rogers*	0-2	0-0	0-0	2	0
Disy*	2-3	0-1	0-0	1	4
Washington*	0-3	0-3	0-0	1	0
McDowell*	7-16	3-9	2-2	2	19
Smith	0-2	0-1	0-0	0	0
Gibson	1-6	1-5	0-0	2	3
Elliott	1-5	0-1	2-2	3	4
Richardson	0-0	0-0	0-0	1	0
Morgan	0-0	0-0	0-0	2	0
Parker	5-8	0-0	0-0	3	10
Marshall	0-0	0-0	0-0	0	0
Team				1	
<b>TOTALS</b>	<b>21-59</b>	<b>4-21</b>	<b>6-8</b>	<b>25</b>	<b>52</b>

LSU	3PT				
	FG	FG	FT	REB	PTS
Davis*	4-11	0-1	15-18	14	23
Mitchell*	4-11	0-4	1-1	12	9
Lazare*	2-5	0-0	0-0	4	4
Mason*	1-3	0-1	0-0	4	2
Temple*	2-6	1-4	1-2	2	6
Minor	0-2	0-2	0-0	0	0
Voogd	0-1	0-1	0-0	1	0
Martin	7-9	5-6	0-0	1	19
Rolle	1-3	0-0	1-2	3	3
Johnson	1-1	0-0	0-0	1	2
Farrer	0-0	0-0	0-0	2	0
Team				1	
<b>TOTALS</b>	<b>22-52</b>	<b>6-19</b>	<b>18-23</b>	<b>45</b>	<b>68</b>

Halftime: LSU 33, Louisiana Tech 22. Total FG Pct: Tech 35.6; LSU 42.3. 3Pt FG Pct: Tech 19.0; LSU 31.6. FT Pct: Tech 75.0; LSU 78.3. Assists: Tech 3 (McKenzie, Rogers, Washington 1) LSU 9 (Temple 5). Turnovers: Tech 9 (McKenzie, Washington, Richardson 2); LSU 16 (Temple 5). Blocks: Tech 1 (McKenzie 1); LSU 6 (Mitchell, Temple 2). Steals: Tech 7 (McDowell 3) LSU 3 (Lazare, Mitchell, Temple 1). Attendance: 8,916-pd; 4,664-actual.

## Game 11, LSU 71, Wright State 45

Hispanic College Funds Classic

December 27, 2006, at Baton Rouge, La.

WRIGHT ST.	3PT				
	FG	FG	FT	REB	PTS
Burleson*	4-8	0-1	0-0	6	8
Pleiman*	2-10	0-0	0-2	6	4
Wood*	6-16	3-5	2-2	3	17
Graham*	3-4	0-1	0-0	4	6
Duggins*	2-9	1-4	0-0	1	5
Wilson	1-2	0-0	0-0	0	2
Stevenson	0-1	0-0	1-2	0	1
Brown	1-3	0-1	0-0	3	2
Smith	0-2	0-1	0-0	1	0
Team				2	
<b>TOTALS</b>	<b>19-55</b>	<b>4-13</b>	<b>3-6</b>	<b>26</b>	<b>45</b>

LSU	3PT				
	FG	FG	FT	REB	PTS
Davis*	10-13	3-5	3-4	12	26
Mitchell*	3-7	0-0	0-0	6	6
Lazare*	3-3	0-0	0-0	4	6
Mason*	5-7	2-2	2-4	3	14
Temple*	1-5	0-3	0-0	2	2
Voogd	0-0	0-0	0-0	2	0
Terrebonne	0-0	0-0	0-0	0	0
Martin	5-8	4-6	0-0	3	14
Rolle	1-3	0-0	0-0	2	2
Johnson	0-0	0-0	1-2	0	1
Farrer	0-4	0-3	0-0	2	0
Team					
<b>TOTALS</b>	<b>28-50</b>	<b>9-19</b>	<b>6-10</b>	<b>36</b>	<b>71</b>

Halftime: LSU 36, WSU 28. Total FG Pct: WSU 34.5; LSU 56.0. 3Pt FG Pct: WSU 30.8; LSU 47.4. FT Pct: WSU 50.0; LSU 60.0. Assists: WSU 5 (Wood 3); LSU 19 (Martin, Mitchell, Voogd 4). Turnovers: WSU 6 (Duggins, Graham 2); LSU 8 (Temple 4). Blocks: WSU 1 (Burleson 1); LSU 8 (Davis, Johnson, Mitchell, Temple 2). Steals: WSU 4 (Wood 2); LSU 4 (Mason 2). Attendance: 8,755-pd; 3801-actual.

## Game 12, LSU 92, Mississippi Valley State 58

Hispanic College Funds Classic

December 28, 2006, at Baton Rouge, La.

MISS. VALLEY	3PT				
	FG	FG	FT	REB	PTS
Cannon*	1-2	0-0	0-0	1	2
Price*	3-4	0-0	1-3	0	7
Snow*	0-2	0-1	0-0	0	0
Speech*	2-7	0-2	1-2	2	5
Clark*	2-6	1-4	0-1	1	5
Cox	3-9	0-0	3-4	8	9
Parks	1-3	1-1	4-8	1	7
Davis	1-3	0-1	0-0	1	2
Higgins	1-2	0-1	0-0	1	2
Harvey	1-2	0-1	4-4	0	6
Lucas	3-5	1-1			

# Box Scores

INTRO

THIS IS LSU

TIGERS

COACHES

REVIEW

PREVIEW

RECORDS

HISTORY

LSU

MEDIA

## Game 13, LSU 60, Samford 45

Hispanic College Funds Classic  
December 29, 2006, at Baton Rouge, La.

SAMFORD	3PT				
	FG	FG	FT	REB	PTS
Peterson*	2-7	1-4	0-0	5	5
West*	2-4	0-2	2-2	1	6
Merritt*	4-7	1-3	0-0	2	9
Smith*	3-6	1-1	2-2	5	9
Gulina*	5-11	4-7	0-0	0	14
Griffin	0-0	0-0	0-0	0	0
Friday	0-0	0-0	0-0	0	0
Black	1-3	0-0	0-0	2	2
Team				2	
<b>TOTALS</b>	<b>17-38</b>	<b>7-17</b>	<b>4-4</b>	<b>17</b>	<b>45</b>

LSU	3PT				
	FG	FG	FT	REB	PTS
Davis*	7-13	1-1	4-6	9	19
Mitchell*	5-8	1-1	2-2	4	13
Lazare*	1-4	0-0	0-0	2	2
Mason*	5-6	0-0	1-2	3	11
Temple*	2-4	2-3	0-0	2	6
Voogd	0-1	0-0	0-0	0	0
Martin	4-7	1-3	0-0	3	9
Team				2	
<b>TOTALS</b>	<b>24-43</b>	<b>5-8</b>	<b>7-10</b>	<b>25</b>	<b>60</b>

Halftime: LSU 25, SAM 21. Total FG Pct: SAM 44.7; LSU 55.8. 3Pt FG Pct: SAM 41.2; LSU 62.5. FT Pct: SAM 100; LSU 70.0. Assists: SAM 6 (Peterson 2); LSU 14 (Temple 7). Turnovers: SAM 10 (Smith 4); LSU 6 (Temple 2). Blocks: SAM 0; LSU 1 (Mitchell 1). Steals: SAM 3 (Black, Merritt, West 1); LSU 3 (Mitchell, Temple, Voogd 1). Attendance: 8,983-pd; 4,329-actual.

## Game 14, LSU 66, Connecticut 49

January 6, 2007, at Baton Rouge, La.

UCONN	3PT				
	FG	FG	FT	REB	PTS
Johnson*	4-7	0-0	0-2	7	8
Adrien*	3-12	0-0	1-6	7	7
Thabeet*	2-4	0-0	4-7	7	8
Dyson*	3-10	2-5	4-6	5	12
Price*	1-9	0-4	2-2	3	4
Eaves	0-0	0-0	0-0	0	0
Wiggins	0-2	0-1	0-0	1	0
Kelly	0-1	0-0	0-0	1	0
Robinson	4-7	0-1	0-1	2	8
Austrie	0-3	0-1	0-0	1	0
Mandeldove	1-2	0-0	0-0	2	2
Team				6	
<b>TOTALS</b>	<b>18-57</b>	<b>2-12</b>	<b>11-24</b>	<b>42</b>	<b>49</b>

LSU	3PT				
	FG	FG	FT	REB	PTS
Davis*	5-13	1-2	5-5	8	16
Mitchell*	6-10	1-3	3-4	10	16
Lazare*	2-3	0-0	0-0	1	4
Mason*	1-8	0-2	3-4	1	5
Temple*	4-9	1-4	5-7	7	14
Minor	3-6	1-2	0-2	3	7
Martin	0-5	0-3	0-0	1	0
Rolle	2-3	0-0	0-0	6	4
Team				3	
<b>TOTALS</b>	<b>23-57</b>	<b>4-16</b>	<b>16-22</b>	<b>40</b>	<b>66</b>

Halftime: LSU 30, CONN 28. Total FG Pct: CONN 31.6; LSU 40.4. 3Pt FG Pct: CONN 16.7; LSU 25.0. FT Pct: CONN 45.8; LSU 72.7. Assists: CONN 4 (Price 3); LSU 7 (Minor 3). Turnovers: CONN 19 (Adrien 6); LSU 14 (Mitchell 5). Blocks: CONN 3 (Thabeet 2); LSU 7 (Rolle 4). Steals: CONN 8 (Adrien, Price 2); LSU 14 (Mitchell 3). Attendance: 13,121-pd; 12,023-actual.

## Game 15, Alabama 71, LSU 61

January 9, 2007, at Tuscaloosa, Ala.

LSU	3PT				
	FG	FG	FT	REB	PTS
Davis*	9-16	1-3	5-5	17	24
Mitchell*	8-18	1-4	2-4	3	19
Lazare*	2-4	0-0	0-0	4	4
Mason*	1-7	1-2	0-0	6	3
Temple*	2-9	0-5	1-1	3	5
Minor	1-4	0-1	0-0	1	2
Martin	1-9	0-2	0-0	1	2
Rolle	1-3	0-0	0-0	5	2
Team				3	
<b>TOTALS</b>	<b>25-70</b>	<b>3-17</b>	<b>8-10</b>	<b>43</b>	<b>61</b>

Halftime: LSU 29, MISS 23. Total FG Pct: MISS 40.0; LSU 45.7. 3Pt FG Pct: MISS 31.6; LSU 29.4. FT Pct: MISS 50.0; LSU 68.2. Assists: MISS 9 (Abernethy 4); LSU 12 (Temple 7). Turnovers: MISS 12 (Curtis, Abernethy 3); LSU 13 (Lazare 4). Blocks: MISS 3 (Williams 2); LSU 4 (Rolle 2). Steals: MISS 4 (Hardy 2); LSU 7 (Davis, Lazare 3). Attendance: 10,229-pd; 7,094-actual.

ALABAMA	3PT				
	FG	FG	FT	REB	PTS
Riley*	3-7	2-5	4-4	3	12
Gee*	5-14	4-7	1-2	7	15
Davidson*	4-12	0-1	4-6	12	12
Hendrix*	8-12	0-0	2-6	6	18
Steele*	2-3	2-2	2-2	2	8
Tubbs	0-0	0-0	0-0	0	0
Hollinger	2-2	1-1	1-2	1	6
Jemison	0-2	0-0	0-0	4	0
Team				1	
<b>TOTALS</b>	<b>24-52</b>	<b>9-16</b>	<b>14-22</b>	<b>36</b>	<b>71</b>

Halftime: BAMA 35, LSU 26. Total FG Pct: LSU 35.7; BAMA 46.2. 3Pt FG Pct: LSU 17.6; BAMA 56.3. FT Pct: LSU 80.0; BAMA 63.6. Assists: LSU 11 (Temple 3); BAMA 13 (Riley, Steele 4). Turnovers: LSU 14 (Davis 5); BAMA 16 (Hendrix 4). Blocks: LSU 3 (Davis 3); BAMA 2 (Davidson, Hendrix 1). Steals: LSU 5 (Minor, Temple 2); BAMA 4 (Davidson, Gee, Riley, Steele 1). Attendance: 15,316

## Game 16, LSU 65, Auburn 63

January 13, 2007, at Baton Rouge, La.

AUBURN	3PT				
	FG	FG	FT	REB	PTS
Dollar*	4-10	1-3	2-3	4	11
Prowell*	5-14	0-3	2-2	4	12
Tolbert*	3-6	1-4	0-0	5	7
Barrett*	6-11	2-4	4-4	4	18
Robertson*	2-6	1-2	2-2	2	7
Lewis	2-6	0-2	3-3	3	7
Reed	0-1	0-0	1-1	1	1
Barber	0-2	0-0	0-0	0	0
Team				9	
<b>TOTALS</b>	<b>22-56</b>	<b>5-18</b>	<b>14-16</b>	<b>32</b>	<b>63</b>

LSU	3PT				
	FG	FG	FT	REB	PTS
Davis*	5-13	0-1	1-2	11	11
Mitchell*	3-4	1-2	5-7	7	12
Lazare*	1-2	0-0	2-2	2	4
Martin*	8-16	5-9	2-6	2	23
Temple*	3-8	1-5	0-0	6	7
Mason	1-3	0-1	0-0	4	2
Minor	1-2	1-1	0-0	2	3
Voogd	0-1	0-0	0-0	0	0
Rolle	1-7	0-0	1-2	5	3
Team				4	
<b>TOTALS</b>	<b>23-56</b>	<b>8-19</b>	<b>11-19</b>	<b>43</b>	<b>65</b>

Halftime: AUB 32, LSU 28. Total FG Pct: AUB 39.3; LSU 41.1. 3Pt FG Pct: AUB 27.8; LSU 42.1. FT Pct: AUB 87.5; LSU 57.9. Assists: AUB 7 (Robertson 4); LSU 12 (Temple 7). Turnovers: AUB 13 (Tolbert 4); LSU 18 (Davis 5). Blocks: AUB 5 (Prowell 3); LSU 7 (Temple 4). Steals: AUB 5 (Robertson 3); LSU 4 (Temple 2). Attendance: 9,755-pd; 6,677-actual.

## Game 17, LSU 62, Ole Miss 55

January 17, 2007, at Baton Rouge, La.

OLE MISS	3PT				
	FG	FG	FT	REB	PTS
Hardy*	0-2	0-0	0-0	1	0
Curtis*	5-11	0-0	1-2	12	11
Abernethy*	4-9	1-5	0-0	2	9
Sanders*	5-14	2-5	0-0	1	12
Doynes*	3-11	2-5	0-0	1	8
Smith	0-1	0-1	0-0	0	0
Polynice	1-4	1-3	0-0	2	3
Parnell	1-1	0-0	0-0	5	2
Williams	5-7	0-0	0-0	6	10
Team				2	
<b>TOTALS</b>	<b>24-60</b>	<b>6-19</b>	<b>1-2</b>	<b>32</b>	<b>55</b>

LSU	3PT				
	FG	FG	FT	REB	PTS
Davis*	4-9	0-3	3-6	8	11
Mitchell*	6-14	1-5	6-7	10	19
Lazare*	3-5	0-0	2-2	7	8
Martin*	5-10	4-7	1-2	3	15
Temple*	0-3	0-2	3-5	4	3
Mason	2-4	0-0	0-0	0	4
Minor	0-0	0-0	0-0	0	0
Rolle	1-1	0-0	0-0	2	2
TEAM				1	
<b>TOTALS</b>	<b>21-46</b>	<b>5-17</b>	<b>15-22</b>	<b>35</b>	<b>62</b>

Halftime: LSU 29, MISS 23. Total FG Pct: MISS 40.0; LSU 45.7. 3Pt FG Pct: MISS 31.6; LSU 29.4. FT Pct: MISS 50.0; LSU 68.2. Assists: MISS 9 (Abernethy 4); LSU 12 (Temple 7). Turnovers: MISS 12 (Curtis, Abernethy 3); LSU 13 (Lazare 4). Blocks: MISS 3 (Williams 2); LSU 4 (Rolle 2). Steals: MISS 4 (Hardy 2); LSU 7 (Davis, Lazare 3). Attendance: 10,229-pd; 7,094-actual.

## Game 18, Arkansas 72, LSU 52

January 20, 2007, at Fayetteville, Ark.

LSU	3PT				
	FG	FG	FT	REB	PTS
Mitchell*	3-11	0-3	0-0	4	6
Lazare*	2-4	0-0	0-0	2	4
Davis*	6-16	0-0	4-5	8	16
Martin*	3-13	3-9	1-2	2	10
Temple*	4-8	1-5	0-0	3	9
Mason	0-1	0-0	0-0	0	0
Minor	1-2	1-2	0-0	0	3
Rolle	2-5	0-0	0-1	5	4
Johnson	0-0	0-0	0-0	0	0
Team				7	
<b>TOTALS</b>	<b>21-60</b>	<b>5-19</b>	<b>5-8</b>	<b>31</b>	<b>52</b>

ARKANSAS	3PT				
	FG	FG	FT	REB	PTS
Thomas*	3-9	1-4	4-6	10	11
Weems*	4-9	4-7	1-2	5	13
Hill*	8-10	0-0	0-0	7	16
Welsh*	0-1	0-1	0-0	1	0
Beverly*	3-9	3-7	0-0	5	9
Ervin	3-5	0-1	5-6	4	11
McGowan	0-0	0-0	0-0	0	0
Townes	5-9	0-0	0-0	4	10
McCurdy	0-0	0-0	0-0	0	0
Washington	0-0	0-0	0-0	0	0
Cranford	0-0	0-0	0-0	0	0
Hunter	0-0	0-0	2-2	0	2
Team				1	
<b>TOTALS</b>	<b>26-52</b>	<b>8-20</b>	<b>12-16</b>	<b>37</b>	<b>72</b>

Halftime: ARK 39, LSU 26. Total FG Pct: LSU 35.0; ARK 50.0. 3Pt FG Pct: LSU 26.3; ARK 40.0. FT Pct: LSU 62.5; ARK 75.0. Assists: LSU 10 (Temple 3); ARK 19 (Ervin 7). Turnovers: LSU 16 (Mitchell 6); ARK 15 (Beverly 5). Blocks: LSU 3 (Davis 2); ARK 6 (Hill 3). Steals: LSU 6 (Temple 3); ARK 9 (Ervin, Hunter 3). Attendance: 19,302-pd; 18,976-actual.

## Game 19, Vanderbilt 64, LSU 53

January 24, 2007, at Baton Rouge, La.

VANDERBILT	3PT				
	FG	FG	FT	REB	PTS
Neltner*	1-5	0-2	0-1	4	2
Gordon*	3-10	1-5	0-0	10	7
Byars*	6-14	3-7	3-6	10	18
Cage*	4-7	4-6	2-2	4	14
Foster*	5-12	2-5	2-2	5	14
Beal	1-1	0-0	0-0	1	2
Brown	0-1	0-0	0-0	2	0
Drake	0-1	0-0	1-2	0	1
Skuchas	3-4	0-0	0-0	1	6
Team				5	
<b>TOTALS</b>	<b>23-55</b>				

GEORGIA	3PT			REB	PTS
	FG	FG	FT		
Gaines*	2-5	1-2	2-2	3	7
Stukes*	6-13	4-8	0-1	1	16
Mercer*	2-10	1-5	0-0	4	5
Brown*	6-11	1-1	2-2	10	15
Bliss*	0-3	0-0	2-4	2	2
Newman	0-4	0-2	0-0	2	0
Butler	0-0	0-0	0-0	0	0
Woodbury	2-5	2-2	0-0	6	6
Humphrey	2-6	2-6	0-0	4	6
Jackson	0-0	0-0	0-0	0	0
Singleton	0-1	0-0	0-0	4	0
Team				4	
<b>TOTALS</b>	<b>20-58</b>	<b>11-26</b>	<b>6-9</b>	<b>40</b>	<b>57</b>

Halftime: LSU 32, UGA 29. Total FG Pct: LSU 40.0; UGA 34.5. 3PT FG Pct: LSU 40.0; UGA 42.3. FT Pct: LSU 57.1; UGA 66.7. Assists: LSU 10 (Davis 6); UGA 12 (Gaines 5). Turnovers: LSU 15 (Mason 4); UGA 16 (Stukes 5). Blocks: LSU 2 (Martin, Mason 1); UGA 3 (Singleton 2). Steals: LSU 12 (Martin, Temple 3); UGA 5 (Gaines, Mercer, Newman, Stukes, Woodbury 1). Attendance: 10,523

## Game 21, Alabama 73, LSU 70

January 31, 2007, at Baton Rouge, La.

ALABAMA	3PT			REB	PTS
	FG	FG	FT		
Gee*	4-9	0-1	3-4	2	11
Davidson*	12-20	0-0	7-8	8	31
Hendrix*	6-8	0-0	1-2	5	13
Hollinger*	1-3	1-1	0-0	2	3
Steele*	0-5	0-2	0-0	4	0
Riley	4-7	2-4	2-2	3	12
Tubbs	1-2	1-2	0-0	0	3
Jemison	0-0	0-0	0-0	3	0
Team				3	
<b>TOTALS</b>	<b>28-54</b>	<b>4-10</b>	<b>13-16</b>	<b>30</b>	<b>73</b>

LSU	3PT			REB	PTS
	FG	FG	FT		
Davis*	7-14	1-4	0-0	4	15
Mitchell*	6-9	0-0	2-2	3	14
Johnson*	4-8	1-2	4-4	2	13
Martin*	2-8	1-4	0-0	4	5
Temple*	1-4	0-2	0-0	3	2
Mason	2-4	0-0	0-0	2	4
Voogd	1-2	0-0	0-0	1	2
Rolle	3-3	0-0	3-3	2	9
Lazare	3-4	0-0	0-0	1	6
Team				2	
<b>TOTALS</b>	<b>29-56</b>	<b>3-12</b>	<b>9-9</b>	<b>24</b>	<b>70</b>

Halftime: LSU 38, ALA 34. Total FG Pct: ALA 51.9; LSU 51.8. 3PT FG Pct: ALA 40.0; LSU 25.0. FT Pct: ALA 81.3; LSU 100. Assists: ALA 6 (Hendrix, Steele 2); LSU 18 (Davis, Temple 6). Turnovers: ALA 14 (Hendrix 4); LSU 13 (Temple 5). Blocks: ALA 3 (Davidson 2); LSU 8 (Johnson 3). Steals: ALA 5 (Gee, Hendrix, Hollinger, Riley, Steele 1); LSU 8 (Martin 2). Attendance: 11,313-pd; 7281-actual.

## Game 22, Mississippi State 85, LSU 78

February 3, 2007 at Starkville, Miss.

LSU	3PT			REB	PTS
	FG	FG	FT		
Davis*	10-16	3-5	4-5	10	27
Mitchell*	5-11	0-1	1-5	4	11
Johnson*	2-5	0-1	0-0	7	4
Martin*	6-11	2-5	0-0	5	14
Temple*	6-8	1-2	3-4	1	16
Mason	1-1	0-0	0-0	1	2
Voogd	1-3	0-1	0-0	0	2
Rolle	0-1	0-0	0-0	2	0
Lazare	0-2	0-0	2-2	3	2
Team				3	
<b>TOTALS</b>	<b>31-58</b>	<b>6-15</b>	<b>10-16</b>	<b>36</b>	<b>78</b>

MISS. STATE	3PT			REB	PTS
	FG	FG	FT		
Slater*	6-9	2-4	1-3	4	15
Rhodes*	6-8	0-1	1-1	2	13
Goodridge*	0-2	0-0	0-2	0	0
Re. Delk*	6-10	5-6	1-1	3	18
Gordon*	3-8	0-2	8-10	7	14
Ri. Delk	3-5	3-5	0-0	3	9
Begley	0-0	0-0	0-0	0	0
Stewart	2-7	2-5	3-4	1	9
Lupe	0-0	0-0	0-0	0	0
Hansbrough	2-6	1-4	0-0	4	5
Varnado	1-2	0-0	0-0	0	2
Team				2	
<b>TOTALS</b>	<b>29-57</b>	<b>13-27</b>	<b>14-21</b>	<b>26</b>	<b>85</b>

Halftime: LSU 39, Miss St. 39. Total FG Pct: LSU 53.4; Miss. St. 50.9. 3PT FG Pct: LSU 40.0; Miss. St. 48.1. FT Pct: LSU 62.5; Miss. St. 66.7. Assists: LSU 17 (Temple 5); Miss. St. 19 (Gordon 7). Turnovers: LSU 19 (Martin 4); Miss. St. 13 (Rhodes 5). Blocks: LSU 4 (Johnson 2); Miss. St. 9 (Rhodes 3). Steals: LSU 7 (Davis, Temple 2); Miss. St. 8 (Gordon 3). Attendance: 9,641-pd; 7,439-actual.

## Game 23, Tennessee 70, LSU 67

February 6, 2007 at Knoxville, Tenn.

LSU	3PT			REB	PTS
	FG	FG	FT		
Davis*	2-10	0-0	1-4	13	5
Mitchell*	7-13	2-4	7-9	6	23
Rolle*	3-5	0-0	1-2	3	7
Mason*	1-1	0-0	1-2	2	3
Temple*	1-4	0-2	2-2	2	4
Voogd	2-3	1-1	0-0	2	5
Martin	4-8	3-6	4-4	3	15
Johnson	1-2	1-1	0-0	4	3
Lazare	1-3	0-0	0-0	4	2
Team					
<b>TOTALS</b>	<b>22-49</b>	<b>7-14</b>	<b>16-23</b>	<b>39</b>	<b>67</b>

TENNESSEE	3PT			REB	PTS
	FG	FG	FT		
Chism*	3-10	0-0	0-0	3	6
Bradshaw*	1-9	0-3	2-4	8	4
J. Smith*	6-13	1-5	2-2	5	15
Lofton*	1-5	1-3	5-5	1	8
R. Smith*	3-4	0-1	8-10	1	14
Howell	2-4	2-4	1-2	0	7
Tabb	1-4	0-2	0-0	4	2
Crews	2-2	0-0	2-3	2	6
Childress	3-6	1-3	1-2	5	8
Team				1	
<b>TOTALS</b>	<b>22-57</b>	<b>5-21</b>	<b>21-28</b>	<b>30</b>	<b>70</b>

Halftime: UT 39, LSU 34. Total FG Pct: LSU 44.9; UT 38.6. 3PT FG Pct: LSU 50.0; UT 23.8. FT Pct: LSU 69.6; UT 75.0. Assists: LSU 17 (Temple 7); UT 6 (R. Smith 3). Turnovers: LSU 20 (Temple 5); UT 12 (J. Smith, Tabb 3). Blocks: LSU 5 (Lazare 2); UT 4 (Crews 3). Steals: LSU 4 (Davis, Lazare, Temple, Voogd 1); UT 15 (J. Smith 5). Attendance: 17,274

## Game 24, LSU 71, Arkansas 67

February 10, 2007 at Baton Rouge, La.

ARKANSAS	3PT			REB	PTS
	FG	FG	FT		
Thomas*	4-8	0-2	3-3	6	11
Weems*	4-12	1-2	0-0	4	9
Townes*	1-4	0-0	0-0	6	2
Ervin*	6-8	2-2	2-3	5	16
Beverly*	5-13	1-6	6-6	2	17
McGowan	0-0	0-0	0-0	0	0
Welsh	0-1	0-1	0-0	1	0
McCurdy	0-0	0-0	2-2	1	2
Washington	3-4	0-1	2-4	0	8
Hunter	0-0	0-0	0-0	1	0
Hill	1-5	0-0	0-0	2	2
Team				2	
<b>TOTALS</b>	<b>24-55</b>	<b>4-14</b>	<b>15-18</b>	<b>30</b>	<b>67</b>

LSU	3PT			REB	PTS
	FG	FG	FT		
Mitchell*	7-11	0-1	2-2	1	16
Lazare*	3-7	0-0	1-4	5	7
Davis*	6-17	0-1	7-8	18	19
Martin*	4-8	3-7	2-3	2	13
Temple*	2-4	1-2	0-0	6	5
Voogd	1-2	0-1	0-0	1	2
Johnson	4-8	0-0	1-1	5	9
Farrer	0-1	0-1	0-0	0	0
Team				1	
<b>TOTALS</b>	<b>27-58</b>	<b>4-13</b>	<b>13-18</b>	<b>39</b>	<b>71</b>

Halftime: LSU 28, Arkansas 27. Total FG Pct: Arkansas 43.6; LSU 46.6. 3PT FG Pct: Arkansas 28.6; LSU 30.8. FT Pct: Arkansas 83.3; LSU 72.2. Assists: Arkansas 9 (Beverly, Ervin 3); LSU 13 (Temple 4). Turnovers: Arkansas 11 (Ervin, Weems 3); LSU 10 (Davis 3). Blocks: Arkansas 6 (Hill 4); LSU 5 (Mitchell 3). Steals: Arkansas 5 (Beverly 2); LSU 2 (Mitchell, Temple 1). Attendance: 10,835-pd; 6,324-actual.

## Game 25, Ole Miss 71, LSU 70

February 14, 2007 at Oxford, Miss.

LSU	3PT			REB	PTS
	FG	FG	FT		
Davis*	10-13	2-2	4-6	11	26
Mitchell*	4-10	1-2	2-4	10	11
Lazare*	10-14	0-0	2-5	3	22
Martin*	0-2	0-1	0-0	1	0
Temple*	2-3	1-2	2-2	8	7
Mason	1-2	0-0	0-0	2	2
Voogd	0-0	0-0	0-0	0	0
Rolle	1-2	0-0	0-0	0	2
Johnson	0-0	0-0	0-0	1	0
Team				1	
<b>TOTALS</b>	<b>28-46</b>	<b>4-7</b>	<b>10-17</b>	<b>37</b>	<b>70</b>

OLE MISS	3PT			REB	PTS
	FG	FG	FT		
Williams*	3-5	0-0	0-0	4	6
Curtis*	1-3	0-0	3-3	5	5
Abernathy*	5-15	1-8	1-2	3	12
Polynice*	3-6	1-3	0-0	2	7
Doyno*	4-12	0-3	0-1	1	8
Smith	0-0	0-0	0-0	2	0
Sanders	11-19	7-13	0-0	0	29
Hansbro	1-1	0-0	0-0	1	2
Hampton	0-0	0-0	0-0	0	0
Parnell	1-3	0-0	0-0	2	2
Hardy	0-0	0-0	0-0	1	0
Team				2	
<b>TOTALS</b>	<b>29-64</b>	<b>9-27</b>	<b>4-6</b>	<b>23</b>	<b>71</b>

Halftime: Ole Miss 39, LSU 36. Total FG Pct: LSU 60.9; Ole Miss 45.3. 3PT FG Pct: LSU 57.1; Ole Miss 33.3. FT Pct: LSU 58.8; Ole Miss 66.7. Assists: LSU 16 (Temple 6); Ole Miss 19 (Abernathy 11). Turnovers: LSU 16 (Martin 5); Ole Miss 4 (Abernathy, Curtis, Doyno, Hardy 1). Blocks: LSU 7 (Davis, Johnson, Lazare, Martin, Mitchell, Rolle, Temple 1); Ole Miss 0. Steals: LSU 3 (Mitchell 2); Ole Miss 8 (Curtis 3). Attendance: 7,368

## Game 26, Mississippi State 56, LSU 50

February 17, 2007 at Baton Rouge, La.

MISS. STATE	3PT			REB	PTS
	FG	FG	FT		
Rhodes*	7-12	0-0	1-2	5	15
Gordon*	5-12	1-5	4-5	8	15
Ri. Delk*	0-0	0-0	0-0	5	0
Slater*	3-10	0-2	0-0	10	6
Re. Delk*	2-6	1-3	1-2	1	6
Stewart	2-5	1-2	2-2	3	7
Hansbrough	1-6	1-2	0-0	0	3
Varnado	1-1	0-0	0-0	1	2
Stelmach	1-2	0-0	0-0	3	2
Team				2	
<b>TOTALS</b>	<b>22-54</b>	<b>4-14</b>	<b>8-11</b>	<b>38</b>	<b>56</b>

LSU	3PT			REB	PTS
	FG	FG	FT		
Davis*	3-11	0-4	8-11	6	14
Mitchell*	6-14	1-4	4-4	6	17
Lazare*	1-1	0-0	1-2	1	3
Martin*	4-11	2-8	0-0	4	10
Temple*	0-1	0-0	0-0	4	0
Mason	0-1	0-0	2-2	2	2
Voogd	0-1	0-0	0-0	0	0
Rolle	0-2	0-0	0-0	2	0
Johnson	2-3	0-0	0-2	1	4
Farrer	0-0	0-0	0-0	0	0
Team				2	
<b>TOTALS</b>	<b>16-45</b>	<b>3-16</b>	<b>15-21</b>	<	

# Box Scores

INTRO

THIS IS LSU

TIGERS

COACHES

REVIEW

PREVIEW

RECORDS

HISTORY

LSU

MEDIA

Kentucky	3PT			REB	PTS
	FG	FG	FT		
Perry*	2-4	1-2	3-4	4	8
Morris*	6-9	0-0	8-10	10	20
Bradley*	5-13	0-2	6-8	1	16
Jasper*	0-0	0-0	0-0	6	0
Crawford*	2-8	0-2	2-2	4	6
Porter	0-0	0-0	0-0	0	0
Obrzut	1-2	0-0	0-0	1	2
Meeks	6-10	3-5	3-3	1	18
Stevenson	0-2	0-0	0-0	1	0
Harris	0-0	0-0	0-0	1	0
Thomas	0-0	0-0	0-0	1	0
Team				5	
<b>TOTALS</b>	<b>22-48</b>	<b>4-11</b>	<b>22-27</b>	<b>35</b>	<b>70</b>

Halftime: LSU 31, Kentucky 30. Total FG Pct: LSU 39.7; Kentucky 45.8. 3PT FG Pct: LSU 33.3; Kentucky 36.4. FT Pct: LSU 63.6; Kentucky 81.5. Assists: LSU 13 (Temple 7); Kentucky 13 (Jasper 3). Turnovers: LSU 9 (Martin, Mitchell 3); Kentucky 11 (Bradley 4). Blocks: LSU 5 (Temple 3); Kentucky 3 (Morris 2). Steals: LSU 9 (Temple 4); Kentucky 4 (Bradley, Jasper, Meeks, Morris 1). Attendance: 23,828

## Game 28, LSU 66, Florida 56

February 24, 2007 at Baton Rouge, La.

FLORIDA	3PT			REB	PTS
	FG	FG	FT		
Brewer*	3-8	1-6	4-6	4	11
Noah*	2-4	0-0	0-3	3	4
Horford*	5-10	0-0	3-5	9	13
Green*	1-7	0-3	4-5	2	6
Humphrey*	2-7	1-6	0-0	0	5
Swanson	0-0	0-0	0-0	0	0
Hodge	0-2	0-2	1-2	0	1
Werner	0-0	0-0	0-0	0	0
Mitchell	1-1	0-0	0-1	1	2
Richard	6-7	0-0	0-0	1	12
Speights	1-1	0-0	0-0	2	2
Team					
<b>TOTALS</b>	<b>21-47</b>	<b>2-17</b>	<b>12-22</b>	<b>22</b>	<b>56</b>

LSU	3PT			REB	PTS
	FG	FG	FT		
Mitchell*	4-8	1-2	2-3	4	11
Rolle*	3-8	0-0	0-0	5	6
Lazare*	3-4	0-0	0-0	6	7
Martin*	6-14	2-7	4-6	3	18
Temple*	4-6	1-3	8-9	8	17
Mason	2-4	0-0	1-2	7	5
Voogd	1-1	0-0	0-0	0	2
Johnson	0-0	0-0	0-0	1	0
Team				1	
<b>TOTALS</b>	<b>23-45</b>	<b>4-12</b>	<b>16-24</b>	<b>35</b>	<b>66</b>

Halftime: LSU 34, Florida 21. Total FG Pct: Florida 44.7; LSU 51.1. 3pt FG Pct: Florida 11.8; LSU 33.3. FT Pct: Florida 54.5; LSU 66.7. Assists: Florida 7 (Brewer, Hodge, Horford 2); LSU 11 (Temple 5). Turnovers: Florida 15 (Brewer 4); LSU 18 (Mitchell 6). Blocks: Florida 0; LSU 2 (Rolle, Temple 1). Steals: Florida 8 (Green, Humphrey, Noah 2); LSU 7 (Rolle, Temple 2). Attendance: 12,401-pd; 8,159-actual.

## Game 29, Auburn 80, LSU 68

February 28, 2007 at Auburn, Ala.

LSU	3PT			REB	PTS
	FG	FG	FT		
Mitchell*	10-20	2-4	2-3	7	24
Rolle*	4-6	0-0	1-1	1	9
Lazare*	3-8	0-0	2-7	8	8
Martin*	3-7	2-5	0-0	6	8
Temple*	4-7	2-4	3-3	6	13
Mason	1-2	0-0	2-4	4	4
Voogd	0-4	0-1	0-0	0	0
Johnson	1-2	0-0	0-0	1	2
Farrer	0-0	0-0	0-0	0	0
Team				5	
<b>TOTALS</b>	<b>26-56</b>	<b>6-14</b>	<b>10-18</b>	<b>38</b>	<b>68</b>

AUBURN	3PT			REB	PTS
	FG	FG	FT		
Dollard*	6-11	1-3	3-5	6	16
Barber*	6-11	0-0	2-7	8	14
Tolbert*	3-6	2-2	0-0	1	8
Reed*	2-3	1-1	7-10	0	12
Robertson*	2-6	1-2	1-1	5	6
Miaway	0-0	0-0	0-0	0	0
Lewis	1-2	0-1	3-3	0	5
Barrett	3-7	2-3	0-0	2	8
Prowell	4-8	1-3	2-2	3	11
Team				5	
<b>TOTALS</b>	<b>27-54</b>	<b>8-15</b>	<b>18-28</b>	<b>30</b>	<b>80</b>

Halftime: Auburn 37, LSU 35. Total FG Pct: LSU 46.4; Auburn 50.0. 3pt FG Pct: LSU 42.9; Auburn 53.3. FT Pct: LSU 55.6; Auburn 64.3. Assists: LSU 10 (Temple 4); Auburn 17 (Reed 7). Turnovers: LSU 15 (Lazare, Martin 4); Auburn 9 (Barrett 3). Blocks: LSU 5 (Rolle 3); Auburn 1 (Barber 1). Steals: LSU 5 (Martin, Rolle 2); Auburn 11 (Barrett, Dollard, Reed, Robertson 2). Attendance: 6,551

## Game 30 LSU 61, South Carolina 52

March 3, 2007 at Baton Rouge, La.

S. CAROLINA	3PT			REB	PTS
	FG	FG	FT		
Archie*	4-13	1-3	0-0	5	9
Wallace*	2-8	0-2	0-0	7	4
Kelley*	6-17	2-4	5-6	2	19
Sheldon*	2-7	2-5	3-3	2	9
Raley-Ross*	3-8	1-4	0-0	3	7
Gray	0-1	0-0	0-0	0	0
Day	2-5	0-2	0-0	4	4
Baniulis	0-0	0-0	0-0	0	0
Carter	0-0	0-0	0-0	0	0
Team				7	
<b>TOTALS</b>	<b>19-59</b>	<b>6-20</b>	<b>8-9</b>	<b>30</b>	<b>52</b>

LSU	3PT			REB	PTS
	FG	FG	FT		
Mitchell*	7-11	0-1	7-7	5	21
Rolle*	1-3	0-0	0-0	5	2
Lazare*	4-8	0-0	4-7	8	12
Martin*	1-7	1-6	0-1	3	3
Temple*	2-8	0-4	2-2	6	6
Davis	5-8	0-0	1-2	7	11
Mason	1-2	0-0	1-2	1	3
Farrer	1-2	1-2	0-0	2	3
Team				3	
<b>TOTALS</b>	<b>22-49</b>	<b>2-13</b>	<b>15-21</b>	<b>40</b>	<b>61</b>

Halftime: LSU 33, SC 27. Total FG Pct: SC 32.2; LSU 44.9. 3pt FG Pct: SC 30.0; LSU 15.4. FT Pct: SC 88.9; LSU 71.4. Assists: SC 9 (Kelley 5); LSU 15 (Mitchell, Temple 4). Turnovers: SC 8 (Kelley 4); LSU 11 (Temple 3). Blocks: SC 4 (Archie, Wallace 2); LSU 4 (Temple 2). Steals: SC 6 (Raley-Ross, Sheldon 2); LSU 6 (Mitchell, Temple 2). Attendance: 9,819-pd; 5,267-actual.

## Game 31, LSU 76, Tennessee 67

March 8, 2007 at Atlanta, Ga.

SEC Tournament First Round

LSU	3PT			REB	PTS
	FG	FG	FT		
Davis*	6-10	0-0	13-17	15	25
Mitchell*	2-9	2-8	0-2	6	6
Lazare*	4-5	0-0	4-4	4	12
Martin*	6-8	3-4	0-0	5	5
Temple*	3-8	0-3	2-2	7	8
Mason	0-1	0-0	0-0	1	0
Voogd	0-1	0-0	0-0	0	0
Rolle	5-7	0-0	0-0	3	10
Farrer	0-0	0-0	0-0	0	0
Team				0	
<b>TOTALS</b>	<b>26-49</b>	<b>5-15</b>	<b>19-25</b>	<b>41</b>	<b>76</b>

TENNESSEE	3PT			REB	PTS
	FG	FG	FT		
Chism*	1-9	0-5	1-2	5	3
Bradshaw*	1-5	0-1	1-2	5	3
J. Smith*	3-11	0-7	0-0	6	6
Lofton*	8-16	3-8	2-4	3	21
Howell*	0-3	0-2	0-0	1	0
R. Smith	2-10	1-4	5-8	5	10
Tabb	2-2	0-0	0-0	1	4
Crews	4-8	0-0	3-4	5	11
Childress	3-6	3-4	0-0	3	9
Team				1	
<b>TOTALS</b>	<b>24-70</b>	<b>7-31</b>	<b>12-20</b>	<b>35</b>	<b>67</b>

Halftime: Tennessee 27, LSU 25. Regulation Score: LSU 64, Tennessee 64. Total FG Pct: LSU 53.1; UT 34.3. 3PT FG Pct: LSU 33.3; UT 22.6. FT Pct: LSU 76.0; UT 60.0. Assists: LSU 10 (Temple 4); UT 12 (R. Smith 5). Turnovers: LSU 23 (Davis 7); UT 13 (J. Smith, R. Smith 3). Blocks: LSU 8 (Lazare 3); Ole Miss 3 (Williams 2). Steals: LSU 7 (Mitchell 4); UT 14 (Bradshaw, J. Smith 4). Attendance: 14,574

## Game 32, Ole Miss 80, LSU 60

March 9, 2007 at Atlanta, Ga.

SEC Tournament Quarterfinals

LSU	3PT			REB	PTS
	FG	FG	FT		
Davis*	1-8	1-3	3-4	7	6
Mitchell*	6-10	2-5	3-4	4	17
Lazare*	5-12	0-0	3-4	9	13
Martin*	2-12	0-8	1-1	3	5
Temple*	1-7	0-4	2-2	1	4
Mason	3-6	0-1	2-2	2	8
Voogd	0-1	0-1	0-0	1	0
Rolle	2-4	0-0	3-4	3	7
Farrer	0-1	0-1	0-0	2	0
Team				5	
<b>TOTALS</b>	<b>20-61</b>	<b>3-23</b>	<b>17-21</b>	<b>37</b>	<b>60</b>

OLE MISS	3PT			REB	PTS
	FG	FG	FT		
Parnell*	0-2	0-0	2-2	4	2
Williams*	6-6	0-0	0-2	4	12
Abernethy*	3-6	0-2	4-4	6	10
Polynice*	3-6	0-1	5-6	3	11
Doynne*	9-17	3-6	5-6	8	26
Jones	0-1	0-1	0-0	1	0
Smith	1-1	1-1	0-0	1	3
Brown	0-1	0-0	0-0	0	0
Sanders	2-5	0-2	5-5	2	9
Hansbro	0-0	0-0	0-0	0	0
Spach	0-0	0-0	0-0	0	0
Ogide	0-0	0-0	0-0	0	0
Hampton	0-0	0-0	0-0	0	0
Curtis	3-6	0-0	1-1	3	7
Hardy	0-1	0-0	0-0	1	0
Team				2	
<b>TOTALS</b>	<b>27-52</b>	<b>4-13</b>	<b>22-26</b>	<b>35</b>	<b>80</b>

Halftime Score: Ole Miss 37, LSU 17FG Pct: LSU 32.8; Ole Miss 51.9. 3PT FG Pct: LSU 13.0; Ole Miss 30.8. FT Pct: LSU 81.0; Ole Miss 84.6. Assists: LSU 11 (Temple 4); Ole Miss 9 (Abernethy, Doynne, Polynice, Smith 2). Turnovers: LSU 13 (Temple, Rolle 3); Ole Miss 11 (Doynne, Sanders 3). Blocks: LSU 6 (Lazare 3); Ole Miss 3 (Williams 2). Steals: LSU 8 (Temple 3); Ole Miss 9 (Abernethy, Curtis, Polynice 2). Attendance: 16,203

- INTRO
- THIS IS LSU
- TIGERS
- COACHES
- REVIEW
- PREVIEW
- RECORDS
- HISTORY
- LSU
- MEDIA



Chris Johnson



Terry Martin

## 2006-07 Overall Season Statistics

Record - 17-15, Home 14-4, Away 2-9, Neutral 1-2

NO. PLAYER	GP-GS	MIN-AVG.	FG-FGA	PCT.	3FG-FGA	PCT.	FT-FTA	PCT.	/-----REBOUNDS-----/					PF-FO	A	TO	BLK	STL	PTS-AVG.
									OFF	DEF	TOT-AVG.	PF-FO	A						
0 Davis, Glen	29-28	1016-35.0	178-368	.484	17-49	.347	139-195	.713	113	190	303-10.4	67-1	66	82	28	32	512-17.7		
1 Mitchell, Tasmin	32-32	1092-34.1	173-371	.466	41-109	.376	78-104	.750	60	129	189-5.9	76-1	59	55	25	34	465-14.5		
13 Martin, Terry	24-16	701-29.2	93-227	.410	52-134	.388	15-26	.577	13	54	67-2.8	37-1	35	43	6	11	253-10.5		
14 Temple, Garrett	32-32	1099-34.3	91-230	.396	35-130	.269	57-70	.814	15	103	118-3.7	79-1	138	83	34	52	274-8.6		
35 Lazare, Darnell	30-25	720-24.0	90-162	.556	0-0	.000	41-66	.621	43	93	136-4.5	54-0	21	49	11	23	221-7.4		
02 Dameon Mason	31-14	594-19.2	61-143	.427	9-28	.321	35-50	.700	33	60	93-3.0	48-1	25	40	6	16	166-5.4		
15 Rolle, Magnum	29-9	485-16.7	50-116	.431	0-1	.000	15-27	.556	51	67	118-4.1	57-0	11	29	31	16	115-4.0		
03 Minor, Tack	16-2	239-14.9	21-57	.368	8-26	.308	8-13	.615	7	19	26-1.6	18-0	35	28	0	17	58-3.6		
21 Johnson, Chris	18-2	122-6.8	24-43	.558	3-6	.500	7-11	.636	9	20	29-1.6	19-0	3	8	12	2	58-3.2		
04 Voogd, Ben	27-0	289-10.7	14-34	.412	5-14	.357	4-4	1.000	5	19	24-0.9	28-0	45	24	0	14	37-1.4		
30 Farrer, Alex	14-0	86-6.1	5-23	.217	4-20	.200	4-6	.667	2	12	14-1.0	7-0	6	5	2	0	18-1.3		
10 Terrebonne, Greg	5-0	7-1.4	0-0	.000	0-0	.000	0-0	.000	1	2	3-0.6	0-0	1	1	0	1	0-0.0		
Team									39	46	85-2.7	3		5					
<b>LSU</b>	<b>32</b>	<b>6450</b>	<b>800-1774</b>	<b>.451</b>	<b>174-517</b>	<b>.337</b>	<b>403-572</b>	<b>.705</b>	<b>391</b>	<b>814</b>	<b>1205-37.7</b>	<b>493-6</b>	<b>445</b>	<b>452</b>	<b>155</b>	<b>218</b>	<b>2177-68.0</b>		
<b>Opponents</b>	<b>32</b>	<b>6450</b>	<b>732-1810</b>	<b>.404</b>	<b>191-585</b>	<b>.326</b>	<b>352-505</b>	<b>.697</b>	<b>348</b>	<b>678</b>	<b>1026-32.1</b>	<b>506</b>	<b>322</b>	<b>399</b>	<b>95</b>	<b>217</b>	<b>2007-62.7</b>		

Score by Periods	1st	2nd	OT	Total
LSU	1032	1126	19	2177
Opponents	957	1038	11	2007

## 2006-07 SEC Statistics

Record - 5-11, Home-5-3, Away-0-8

NO. PLAYER	GP-GS	MIN-AVG.	FG-FGA	PCT.	3FG-FGA	PCT.	FT-FTA	PCT.	/-----REBOUNDS-----/					PF-FO	A	TO	BLK	STL	PTS-AVG.
									OFF	DEF	TOT-AVG.	PF-FO	A						
0 Davis, Glen	13-12	467-35.9	78-169	.462	8-26	.308	45-66	.682	50	84	134-10.3	31-0	35	35	13	13	209-16.1		
1 Mitchell, Tasmin	16-16	564-35.2	91-194	.469	15-47	.319	47-65	.723	29	52	81-5.1	39-0	23	30	10	10	244-15.3		
13 Martin, Terry	16-14	500-31.3	60-157	.382	34-92	.370	14-24	.583	9	37	46-2.9	20-0	26	33	6	10	168-10.5		
14 Temple, Garrett	16-16	550-34.4	37-92	.402	11-49	.224	31-38	.816	9	57	66-4.1	42-1	75	44	16	27	116-7.3		
35 Lazare, Darnell	16-13	387-24.2	44-84	.524	0-0	.000	18-37	.486	25	43	68-4.3	32-0	12	26	6	13	106-6.6		
15 Rolle, Magnum	14-5	213-15.2	23-54	.426	0-0	.000	6-9	.667	22	23	45-3.2	26-0	5	12	12	9	52-3.7		
21 Johnson, Chris	10-2	90-9.0	15-32	.469	2-5	.400	5-7	.714	8	15	23-2.3	13-0	1	7	9	1	37-3.7		
02 Mason, Dameon	15-2	228-15.2	19-52	.365	1-6	.167	10-15	.667	17	26	43-2.9	30-1	7	18	3	5	49-3.3		
03 Minor, Track	4-0	46-11.5	3-8	.375	2-4	.500	0-0	.000	1	2	3-0.8	3-0	3	7	0	5	8-2.0		
04 Voogd, Ben	12-0	128-10.7	7-19	.368	2-6	.333	0-0	.000	3	5	8-0.7	14-0	20	12	0	5	16-1.3		
30 Farrer, Alex	5-0	27-5.4	2-8	.250	2-8	.250	0-0	.000	1	4	5-1.0	1-0	1	1	0	0	6-1.2		
Team									20	29	49-3.1			5					
<b>LSU</b>	<b>16</b>	<b>3200</b>	<b>379-869</b>	<b>.436</b>	<b>77-243</b>	<b>.317</b>	<b>176-261</b>	<b>.674</b>	<b>194</b>	<b>377</b>	<b>571-35.7</b>	<b>251-2</b>	<b>208</b>	<b>230</b>	<b>75</b>	<b>98</b>	<b>1011-63.2</b>		
<b>Opponents</b>	<b>16</b>	<b>3200</b>	<b>382-882</b>	<b>.433</b>	<b>108-300</b>	<b>.360</b>	<b>190-264</b>	<b>.720</b>	<b>167</b>	<b>346</b>	<b>513-32.1</b>	<b>254</b>	<b>185</b>	<b>914</b>	<b>55</b>	<b>109</b>	<b>1062-66.4</b>		

Score by Periods	1st	2nd	Total
LSU	501	510	1011
Opponents	513	549	1062



# Scoreboard

INTRO

THIS IS LSU

TIGERS

COACHES

REVIEW

PREVIEW

RECORDS

HISTORY

LSU

MEDIA



Alex Farrer



Garrett Temple

DATE	OPPONENT	SCORE	ATTEND.	LOC	HIGH SCORER	HIGH REBOUNDER
11-17-06	NICHOLLS STATE	W, 96-42	9256	H	Lazare, Temple 16 Davis 16	Darnell Lazare 10
11-19-06	LOUISIANA-MONROE	W, 88-57	8521	H	Glen Davis 26	Glen Davis 8
11-25-06	WICHITA STATE	L, 53-57	9205	H	Glen Davis 17	Glen Davis 13
11-29-06	MCNEESE STATE	W, 91-57	8859	H	Garrett Temple 17	Davis, Mitchell, Rolle 7
12-2-06	At Tulane	W, 74-67	4178	A	Glen Davis 20	Glen Davis 13
12-5-06	TEXAS A&M	W, 64-52	12053	H	Glen Davis 24	Glen Davis 10
12-10-06	vs. Texas (at Houston)	L, 75-76 (ot)	12511	N	Tasmin Mitchell 23	Davis, Mitchell 10
12-17-06	At Oregon State	W, 60-53	6724	A	Glen Davis 22	Glen Davis 13
12-20-06	At Washington	L, 72-88	10000	A	Tasmin Mitchell 20	Glen Davis 9
12-23-06	LOUISIANA TECH	W, 68-52	8916	H	Glen Davis 23	Glen Davis 14
12-27-06&	WRIGHT STATE	W, 71-45	8755	H	Glen Davis 26	Glen Davis 12
12-28-06&	MISS. VALLEY STATE	W, 92-58	8522	H	Glen Davis 19	Glen Davis 13
12-29-06&	SAMFORD	W, 60-45	8983	H	Glen Davis 19	Glen Davis 9
1-6-07	CONNECTICUT	W, 66-49	13121	H	Davis, Mitchell 16	Tasmin Mitchell 10
1-9-07*	At Alabama	L, 61-71	15316	A	Glen Davis 24	Glen Davis 17
1-13-07*	AUBURN	W, 65-63	9755	H	Terry Martin 23	Glen Davis 11
1-17-07*	OLE MISS	W, 62-55	10229	H	Tasmin Mitchell 19	Tasmin Mitchell 10
1-20-07*	At Arkansas	L, 52-72	19302	A	Glen Davis 16	Glen Davis 8
1-24-07*	VANDERBILT	L, 53-64	10006	H	Tasmin Mitchell 16	Mitchell, Davis 7
1-28-07*	At Georgia	L, 54-57	10523	A	Glen Davis 18	Glen Davis 14
1-31-07*	ALABAMA	L, 70-73	11313	H	Glen Davis 15	Davis, Martin 4
2-3-07*	At Mississippi State	L, 78-85	9641	A	Glen Davis 27	Glen Davis 10
2-6-07*	At Tennessee	L, 67-70	17274	A	Tasmin Mitchell 19	Darnell Lazare 8
2-10-07*	ARKANSAS	W, 71-67	10835	H	Glen Davis 19	Glen Davis 18
2-14-07*	At Ole Miss	L, 70-71	7368	A	Glen Davis 26	Glen Davis 11
2-17-07*	MISSISSIPPI STATE	L, 50-56	9489	H	Tasmin Mitchell 17	Mitchell, Davis 6
2-20-07*	At Kentucky	L, 63-70	23828	A	Tasmin Mitchell 19	Darnell Lazare 8
2-24-07*	FLORIDA	W, 66-56	12401	H	Terry Martin 18	Garrett Temple 8
2-28-07*	At Auburn	L, 68-80	6551	A	Tasmin Mitchell 24	Darnell Lazare 8
3-3-07*	SOUTH CAROLINA	W, 61-52	9819	H	Tasmin Mitchell 21	Darnell Lazare 8
3-8-07@	Tennessee	W, 76-67 (ot)	14574	N	Glen Davis 25	Glen Davis 15
3-9-07@	Ole Miss	L, 60-80	16203	N	Tasmin Mitchell 17	Darnell Lazare 9

& -- Hispanic College Fund Classic, Baton Rouge, La.

\* -- Southeastern Conference Game

@ -- SEC Tournament -- Georgia Dome -- Atlanta, Ga.

## Individual Superlatives

### Points

27 -- Glen Davis, at Miss. State (2-3-07)  
 26 -- Glen Davis, at Ole Miss (2-14-07)  
 26 -- Glen Davis, at Wright State (12-27-06)  
 26 -- Glen Davis, vs. Louisiana-Monroe (11-19-06)  
 25 -- Glen Davis, vs. Tennessee (3-8-07)

### Field Goals Made

10 -- Tasmin Mitchell, at Auburn (2-28-07)  
 10 -- Glen Davis, at Ole Miss (2-14-07)  
 10 -- Darnell Lazare, at Ole Miss (2-14-07)  
 10 -- Glen Davis, at Mississippi State (2-3-07)  
 10 -- Glen Davis, vs. Wright State (12-27-06)  
 10 -- Glen Davis, vs. Louisiana-Monroe (11-19-06)

### Field Goal Attempts

20 -- Tasmin Mitchell, at Auburn (2-28-07)  
 20 -- Tasmin Mitchell, vs. Vanderbilt (1-24-07)  
 20 -- Glen Davis, vs. Texas (12-10-06)  
 18 -- Tasmin Mitchell, vs. Alabama (1-9-07)  
 18 -- Tasmin Mitchell, vs. Texas (12-10-06)

### Field Goal Percentage (Min. 8 made)

.800 (8-10) -- Darnell Lazare vs. UL-Monroe (11-19-06)  
 .769 (10-13) -- Glen Davis, at Ole Miss (2-14-07)  
 .769 (10-13) -- Glen Davis, vs. Wright State (12-27-06)  
 .714 (10-14) -- Darnell Lazare at Ole Miss (2-14-07)  
 .667 (10-15) -- Glen Davis, vs. UL-Monroe (11-19-06)

### 3 PT Field Goals Made

5 -- Terry Martin, vs. Auburn (1-13-07)  
 5 -- Terry Martin, vs. Louisiana Tech (12-23-06)  
 5 -- Tasmin Mitchell, vs. Louisiana-Monroe (11-19-06)  
 4 -- Terry Martin, three times  
 4 -- Garrett Temple, twice

### 3 PT Field Goal Attempts

10 -- Garrett Temple, vs. Texas (12-10-06)  
 9 -- Terry Martin, at Arkansas (1-20-07)  
 9 -- Terry Martin, vs. Auburn (1-13-07)  
 9 -- Garrett Temple, at Oregon State (12-17-06)  
 8 -- Terry Martin twice  
 8 -- Tasmin Mitchell twice  
 8 -- Garrett Temple, vs. Nicholls State (11-17-06)

### 3 PT Field Goal Pct. (Min. 4 made)

.833 (5-6), Terry Martin, vs. Louisiana Tech (12-23-06)  
 .833 (5-6), Tasmin Mitchell, vs. UL-Monroe (11-19-06)  
 .667 (4-6), Terry Martin, vs. Wright State (12-27-06)  
 .571 (4-7), Terry Martin, at Georgia (1-28-07)  
 .571 (4-7), Terry Martin, vs. Ole Miss (1-17-07)

### Free Throws Made

15 -- Glen Davis, vs. Louisiana Tech (12-23-06)  
 13 -- Glen Davis, vs. Tennessee (3-8-07)  
 9 -- Glen Davis, vs. McNeese State (11-29-06)  
 8 -- Garrett Temple, vs. Florida (2-24-07)  
 8 -- Glen Davis, vs. Mississippi State (2-17-07)  
 8 -- Darnell Lazare, vs. Nicholls State (11-17-06)

### Free Throw Attempts

18 -- Glen Davis, vs. Louisiana Tech (12-23-06)  
 17 -- Glen Davis, vs. Tennessee (3-8-07)  
 11 -- Glen Davis, vs. Miss. State (2-17-07)  
 11 -- Glen Davis, vs. McNeese State (11-29-06)  
 9 -- Glen Davis, four times  
 9 -- Garrett Temple, vs. Florida (2-24-07)  
 9 -- Tasmin Mitchell, at Tennessee (2-6-07)  
 9 -- Darnell Lazare, vs. Nicholls State (11-17-06)

### Free Throw Pct. (Min. 8 made)

.889 (8-9) -- Garrett Temple vs. Florida (2-24-07)  
 .889 (8-9) -- Darnell Lazare, vs. Nicholls State (11-17-06)  
 .833 (15-18) -- Glen Davis, vs. Louisiana Tech (12-23-06)  
 .818 (9-11) -- Glen Davis, vs. McNeese State (11-29-06)  
 .765 (13-17) -- Glen Davis, vs. Tennessee (3-8-07)

### Rebounds

18 -- Glen Davis, vs. Arkansas (2-10-07)  
 17 -- Glen Davis, at Alabama (1-9-07)  
 15 -- Glen Davis, vs. Tennessee (3-8-07)  
 14 -- Glen Davis, at Georgia (1-28-07)  
 14 -- Glen Davis, vs. Louisiana Tech (12-23-06)

### Assists

7 -- Garrett Temple, 6 times  
 7 -- Dameon Mason, vs. Louisiana-Monroe (11-19-06)

### Steals

4 -- Tasmin Mitchell, vs. Tennessee (3-8-07)  
 4 -- Garrett Temple, at Kentucky (2-20-07)  
 4 -- Tasmin Mitchell, vs. Texas (12-10-06)  
 4 -- Tack Minor, vs. Texas (12-10-06)  
 3 -- Garrett Temple, 6 times  
 3 -- Glen Davis, 3 times  
 3 -- Tasmin Mitchell, 3 times  
 3 -- Terry Martin, at Georgia (1-28-07)  
 3 -- Dameon Mason, vs. Vanderbilt (1-24-07)  
 3 -- Darnell Lazare, ca. Olw Miao (1-17-07)

### Blocked Shots

5 -- Garrett Temple, vs. Tennessee (3-8-07)  
 4 -- Garrett Temple, vs. Auburn (1-13-07)  
 4 -- Magnum Rolle, vs. Connecticut (1-6-07)  
 3 -- Darnell Lazare, vs. Ole Miss (3-9-07)  
 3 -- Magnum Rolle, at Auburn (2-28-07)  
 3 -- Garrett Temple, at Kentucky (2-20-07)  
 3 -- Tasmin Mitchell, vs. Arkansas (2-10-07)  
 3 -- Chris Johnson, vs. Alabama (1-31-07)  
 3 -- Glen Davis, at Alabama (1-9-07)

## Team Superlatives

### Points

High: 96 - vs. Nicholls State (11-17-06)  
 92 - vs. Miss. Valley State (12-28-06)  
 91 - vs. McNeese State (11-29-06)  
 88 - vs. Louisiana-Monroe (2-03-07)  
 Low: 50 - vs. Miss. State (2-17-07)  
 52 - at Arkansas (1-20-07)  
 53 - vs. Wichita State (11-25-06)  
 53 - vs. Vanderbilt (1-24-07)

### Field Goals Made

High: 36 - vs. Louisiana-Monroe (11-19-06)  
 35 - vs. Mississippi Valley State (12-28-06)  
 32 - vs. McNeese State (11-29-06)  
 31 - at Mississippi State (2-3-07)  
 31 - vs. Nicholls State (11-17-06)  
 Low: 16 - vs. Mississippi State (2-17-07)  
 20 - vs. Texas A&M (12-05-06)  
 20 - vs. Vanderbilt (1-24-07)  
 20 - at Georgia (1-28-07)  
 20 - vs. Ole Miss (3-9-07)

### Field Goal Attempts

High: 76 - vs. Texas (12-10-06)  
 70 - at Alabama (1-9-07)  
 67 - at Washington (12-20-06)  
 Low: 43 - vs. Samford (12-29-06)  
 45 - vs. Texas A&M (12-5-06)  
 45 - vs. Mississippi State (2-17-07)  
 45 - vs. Florida (2-24-07)

### Field Goal Percentage

High: .609 (28-46) - at Ole Miss (2-14-07)  
 .600 (36-60) - vs. UL-Monroe (11-19-06)  
 .585 (31-53) - vs. Nicholls State (11-17-06)  
 .565 (35-62) - vs. Miss. Valley State (12-28-06)  
 Low: .323 (20-62) - vs. Vanderbilt (1-24-07)  
 .328 (20-61) - vs. Ole Miss (3-9-07)  
 .350 (21-60) - at Arkansas (1-20-07)  
 .355 (27-76) - vs. Texas (12-10-06)

### 3 PT Field Goals Made

High: 11 - vs. Nicholls State (11-17-06)  
 10 - vs. McNeese State (11-29-06)  
 9 - vs. Wright State (12-27-06)  
 8 - twice  
 Low: 2 - twice  
 3 - five times

### 3 PT Field Goal Attempts

High: 27 - vs. Texas (12-10-06)  
 23 - vs. Ole Miss (3-9-07)  
 22 - twice  
 Low: 7 - at Ole Miss (2-14-07)  
 8 - vs. Samford (12-29-06)  
 9 - vs. Wichita State (11-25-06)

### 3 PT Field Goal Percentage

High: .625 (5-8) - vs. Samford (12-29-06)  
 .579 (11-19) - vs. Nicholls State (11-17-06)  
 .571 (4-7) - at Ole Miss (2-14-07)  
 Low: .130 (3-23) - vs. Ole Miss (3-9-07)  
 .154 (2-13) - vs. South Carolina (3-3-07)  
 .176 (3-17) - at Alabama (1-9-07)

### Free Throws Made

High: 23 - vs. Nicholls State (11-17-06)  
 21 - at Tulane (12-2-06)  
 20 - vs. Texas A&M (12-5-06)  
 19 - vs. Tennessee (3-8-07)  
 Low: 5 - at Arkansas (1-20-07)  
 6 - vs. Wright State (12-27-06)  
 7 - four times

### Free Throw Attempts

High: 28 - at Tulane (12-2-06)  
 26 - vs. Nicholls State (11-17-06)  
 25 - three times  
 Low: 8 - at Arkansas (1-20-07)  
 9 - at Washington (12-20-06)  
 9 - vs. Alabama (1-31-07)  
 10 - twice

### Free Throw Percentage

High: 1.000 (9-9) - vs. Alabama (1-31-07)  
 .885 (23-26) - vs. Nicholls State (11-17-06)  
 .810 (17-21) - vs. Ole Miss (3-9-07)  
 .800 - three games  
 Low: .538 (7-13) - vs. Wichita State (11-25-06)  
 .556 (10-18) - at Auburn (2-28-07)  
 .571 (8-14) - at Georgia (1-28-07)

### Rebounds

High: 49 - vs. Nicholls State (11-17-06)  
 46 - vs. Texas (12-10-06)  
 45 - vs. Louisiana Tech (12-23-06)  
 45 - vs. McNeese State (11-29-06)  
 43 - three times  
 Low: 24 - vs. Alabama (1-31-07)  
 25 - vs. Samford (12-29-06)  
 28 - vs. Miss. State (2-17-07)  
 31 - at Arkansas (1-20-07)  
 33 - twice

### Assists

High: 26 - vs. Louisiana-Monroe (11-19-06)  
 25 - vs. Nicholls State (11-17-06)  
 21 - vs. Miss. Valley State (12-28-06)  
 19 - vs. Wright State (12-27-06)  
 18 - twice  
 Low: 7 - vs. Connecticut (1-6-07)  
 9 - vs. Wichita State (11-25-06)  
 9 - vs. Louisiana Tech (12-23-06)  
 10 - six times

### Steals

High: 14 - vs. Connecticut (1-6-07)  
 12 - at Georgia (1-28-07)  
 12 - vs. McNeese State (11-29-06)  
 11 - vs. Texas (12-10-06)  
 10 - twice  
 Low: 2 - vs. Arkansas (2-10-07)  
 3 - four times

### Blocked Shots

High: 8 - vs. Tennessee (3-8-07)  
 8 - vs. Alabama (1-31-07)  
 8 - vs. Wright State (12-27-06)  
 7 - four times  
 Low: 1 - vs. Samford (12-29-06)  
 2 - three times  
 3 - four times

# Game-by-Game


INTRO  
THIS IS LSU  
TIGERS  
COACHES  
REVIEW  
PREVIEW  
RECORDS  
HISTORY  
LSU  
MEDIA

OPPONENT	1ST		2ND		SCORE	MAR	FG	PCT.	3FG	PCT.	FT	PCT.	REB.	MAR	AST.	TO	BLKS	STLS	FLS
	HALF	HALF	HALF	HALF															
Nicholls State	18	24	42				13-63	.206	4-30	.133	12-17	.706	27		6	16	2	9	17
LSU (W, 1-0)	44	52	96	+54			31-53	.585	11-19	.579	23-26	.885	49	+22	25	18	7	10	17
Louisiana-Monroe	22	35	57				21-64	.328	10-31	.323	5-8	.625	28		10	12	1	6	11
LSU (W, 2-0)	44	44	88	+31			36-60	.600	7-18	.389	9-12	.750	42	+14	26	14	5	8	11
Wichita State	23	34	57				24-52	.462	2-14	.143	7-8	.875	31		11	13	1	5	16
LSU (L, 2-1)	29	24	53	-4			22-55	.400	2-9	.222	7-13	.538	33	+2	9	15	3	6	15
McNeese State	22	35	57				17-60	.283	5-16	.313	18-24	.750	36		5	18	6	6	19
LSU (W, 3-1)	38	53	91	+34			32-61	.525	10-19	.526	17-25	.680	45	+9	18	16	6	12	18
LSU (W, 4-1)	36	38	74	+7			25-62	.403	3-11	.273	21-18	.750	43	+14	14	12	5	9	13
Tulane	42	25	67				27-55	.491	5-13	.385	8-12	.667	29		16	12	6	7	19
Texas A&M	28	24	52	+12			19-51	.373	2-12	.167	12-15	.800	24		10	13	2	7	20
LSU (W, 5-1)	31	33	64	+12			20-45	.444	4-13	.308	20-25	.800	35	+11	10	15	2	7	13
LSU (L, 5-2, ot)	35	33	75	-1			27-76	.355	8-27	.296	13-19	.684	46	-3	14	11	4	11	18
Texas	35	33	76				29-68	.426	5-16	.313	13-19	.684	49		9	15	7	3	13
LSU (W, 6-2)	25	35	60	+7			21-52	.404	7-22	.318	11-19	.579	42	+4	15	14	5	5	11
Oregon State	20	33	53				19-58	.328	11-21	.524	4-9	.444	38		9	12	4	6	13
LSU (L, 6-3)	36	36	72	-16			29-67	.433	7-19	.368	7-9	.778	34	-10	15	13	3	3	19
Washington	50	38	88				34-73	.466	8-13	.615	12-17	.706	44		18	9	1	7	13
Louisiana Tech	22	30	52				21-59	.356	4-21	.190	6-8	.750	25		3	9	1	7	17
LSU (W, 7-3)	33	35	68	+16			22-52	.423	6-19	.316	18-23	.783	45	+20	9	16	6	3	12
Wright State	28	17	45				19-55	.345	4-13	.308	3-6	.500	26		5	6	1	4	13
LSU (W, 8-3)	36	35	71	+26			28-50	.560	9-19	.474	6-10	.600	36	+10	19	8	8	4	10
Miss. Valley State	21	37	58				21-53	.396	3-12	.250	13-24	.542	28		4	17	1	7	18
LSU (W, 9-3)	47	45	92	+34			35-62	.565	6-17	.353	16-24	.667	41	+13	21	14	4	10	19
Samford	21	24	45				17-38	.447	7-17	.412	4-4	1.000	17		6	10	0	3	13
LSU (W, 10-3)	25	35	60	+15			24-43	.558	5-8	.625	7-10	.700	25	+8	14	6	1	3	10
Connecticut	28	21	49				18-57	.316	2-12	.167	11-24	.458	42		4	19	3	8	17
LSU (W, 11-3)	30	36	66	+17			23-57	.404	4-16	.250	16-22	.727	40	-2	7	14	7	14	22
LSU (L, 11-4, 0-1)	26	35	61	-10			25-70	.357	3-17	.176	8-10	.800	43	+7	11	14	3	5	21
Alabama	35	36	71				24-52	.462	9-16	.563	14-22	.636	36		13	16	2	4	11
Auburn	32	31	63				22-56	.393	5-18	.278	14-16	.875	32		7	13	5	5	17
LSU (W, 12-4, 1-1)	28	37	65	+2			23-56	.411	8-19	.421	11-19	.579	43	+11	12	18	7	4	15
Ole Miss	23	32	55				24-60	.400	6-19	.316	1-2	.500	32		9	12	3	4	18
LSU (W, 13-4, 2-1)	29	33	62	+7			21-46	.457	5-17	.294	15-22	.682	35	+3	12	13	4	7	7
LSU (L, 13-5, 2-2)	26	26	52	-20			21-60	.350	5-19	.263	5-8	.625	31	-6	10	16	3	6	15
Arkansas	39	33	72				26-52	.500	8-20	.400	12-16	.750	37		19	15	6	9	9
Vanderbilt	34	30	64				23-55	.418	10-25	.400	8-13	.615	42		12	11	6	5	11
LSU (L, 13-6, 2-3)	24	29	53	-11			20-62	.323	5-22	.227	8-10	.800	36	-6	13	9	5	8	14
LSU (L, 13-7, 2-4)	32	22	54	-3			20-50	.400	6-15	.400	8-14	.571	34	-6	10	15	2	12	15
Georgia	29	28	57				20-58	.345	11-26	.423	6-9	.667	40		12	16	3	5	13
Alabama	34	39	73				28-54	.519	4-10	.400	13-16	.813	30		6	14	3	5	12
LSU (L, 13-8, 2-5)	38	32	70	-3			29-56	.518	3-12	.250	9-9	1.000	24	-6	18	13	8	8	14
LSU (L, 13-9, 2-6)	39	39	78	-7			31-58	.534	6-15	.400	10-16	.625	36	+10	17	19	4	7	19
Mississippi State	39	46	85				29-57	.509	13-27	.481	14-21	.667	26		19	13	9	8	16
LSU (L, 13-10, 2-7)	34	33	67	-3			22-49	.449	7-14	.500	16-23	.696	39	+9	17	20	5	4	23
Tennessee	39	31	70				22-57	.386	5-21	.238	21-28	.750	30		6	12	4	15	21
Arkansas	27	40	67				24-55	.436	4-14	.286	15-18	.833	30		9	11	6	5	20
LSU (W, 14-10, 3-7)	28	43	71	+4			27-58	.466	4-13	.308	13-18	.722	39	+9	13	10	5	2	13
LSU (W, 14-11, 3-8)	36	34	70	-1			28-46	.609	4-7	.571	10-17	.588	37	+14	16	16	7	3	11
Ole Miss	39	32	71				29-64	.453	9-27	.333	4-6	.667	23		19	4	0	8	13
Mississippi State	28	28	56				22-54	.407	4-14	.286	8-11	.727	38		8	14	0	7	17
LSU (L, 14-12, 3-9)	28	22	50	-6			16-45	.356	3-16	.188	15-21	.714	28	-10	10	14	6	5	12
LSU (L, 14-13, 3-10)	31	32	63	-7			25-63	.397	6-18	.333	7-11	.636	33	-2	13	9	5	9	19
Kentucky	30	40	70				22-48	.458	4-11	.364	22-27	.815	35		13	11	3	4	15
Florida	21	35	56				21-47	.447	2-17	.118	12-22	.545	22		7	15	0	8	21
LSU (W, 15-13, 4-10)	34	32	66	+10			23-45	.511	4-12	.333	16-24	.667	35	+13	11	18	2	7	21
LSU (L, 15-14, 4-11)	35	33	68	-12			26-56	.464	6-14	.429	10-18	.556	38	+8	10	15	5	5	20
Auburn	37	43	80				27-54	.500	8-15	.533	18-28	.643	30		10	15	5	5	19
South Carolina	27	25	52				19-59	.322	6-20	.300	8-9	.889	30		9	8	4	6	19
LSU (W, 16-14, 5-11)	33	28	61	+9			22-49	.449	2-13	.154	15-21	.714	40	+10	15	11	4	6	12

## SEC Tournament - Atlanta, Ga.

LSU (W, 17-14, ot)	25	39	76	+9			26-49	.531	5-15	.333	19-25	.760	41	+6	10	23	8	7	15
Tennessee	27	37	67				24-70	.343	7-31	.226	12-20	.600	35		12	13	1	14	17
LSU (L, 17-15)	17	43	60	-20			20-61	.328	3-23	.130	17-21	.810	37	+3	11	13	6	8	19
Ole Miss	37	43	80				27-53	.519	4-13	.308	22-26	.846	34		9	11	3	9	16

# Senior Farewell / Starting Lineups



**35**  
DARNELL  
**Lazare**  
Baton Rouge La.

## 2006 SEC Academic Honor Roll

### SENIOR SEASON (2006-07)

Played in 30 games his senior season, missing two December games recovering from a sprained ankle ... Started 25 contests, averaging 24 minutes per game ... Averaged 7.4 points per game and 4.5 rebounds per game ... Made 90-of-162 field goal attempts or 55.6 percent .... Had 11 blocks, including a career high three against Ole Miss in the season finale (3/9/07) ... Had career high in points of 22 at Ole Miss in regular season game (2/14/07) ... In that game made 10-of-14 field goal attempts ... Finished his college career with three straight double figure scoring games -- 12 vs. South Carolina (3/3/07), 12 vs. Tennessee (SECT, 3/8/07) and 13 vs. Ole Miss (SECT, 3/9/07) ... Had nine games in double figures

... Finished his career, appearing in 120 games with 48 starts ... Tigers won 82 games in his four years ... Made 237-of-446 field goals (53.1 percent) and 120-of-188 free throws (63.8 percent) ... grabbed 356 rebounds (3.0 career average) and 595 points (5.0 career average).

### Top Career Scoring Games

- 22 -- at Ole Miss, 2/14/07
- 20 -- vs. UNO, 12/13/05
- 19 -- vs. McNeese State, 12/10/05
- 16 -- vs. Louisiana Monroe, 11/19/06
- 16 -- vs. Nicholls State, 11/17/06
- 16 -- vs. Vanderbilt (SECT), 3/10/06
- 16 -- vs. Nicholls State, 11/21/05
- 13 -- vs. Southern, 11/21/03
- 12 -- four times

### Lazare's Career Highs

- Points: 22 at Ole Miss, 2/14/07
- Rebounds: 10 vs. Nicholls State, 11/17/06
- Field Goals Made: 10 at Ole Miss, 2/14/07
- Field Goals Att: 14 twice
- 3 PT FGM: 1 vs. Auburn, 2/1/06
- 3 PT FGA: 1 vs. Auburn, 2/1/06
- Free Throws Made: 8 vs. Nicholls State, 11/17/06
- Free Throws Att: 9 vs. Nicholls State, 11/17/06
- Assists: 3 vs. Arkansas, 2/8/06
- Blocks: 2 five times
- Steals: 3 twice
- Minutes Played: 39 vs. Tennessee (SECT), 3/8/07

### LAZARE'S YEAR-BY-YEAR STATS

YEAR	G-GS	MIN/AVG	FG-A	PCT	3FG-A	PCT	FT-A	PCT	REB-AVG	F-DQ	A	TO	BL	ST	PT-AVG
03-04	29-8	357-12.3	36-64	.563	0-0	.000	13-25	.520	69-2.4	26-0	8	24	9	10	85-2.9
04-05	25-0	173-6.9	20-34	.588	0-0	.000	9-13	.692	30-1.2	20-0	2	5	6	4	49-2.0
05-06	36-15	682-18.9	91-186	.489	1-1	1.000	57-84	.679	121-3.4	61-1	20	53	11	20	240-6.7
06-07	30-25	720-24.0	90-162	.556	0-0	.000	41-66	.621	136-4.5	54-0	21	49	11	23	221-7.4
<b>Totals</b>	<b>120-48</b>	<b>1932/16.1</b>	<b>237-446</b>	<b>.531</b>	<b>1-1</b>	<b>1.000</b>	<b>120-188</b>	<b>.638</b>	<b>356-3.0</b>	<b>161-1</b>	<b>51</b>	<b>131</b>	<b>37</b>	<b>57</b>	<b>595-5.0</b>

## 2006-2007 Starting Lineups

### Game 1 - Nicholls State (H-W)

F - Glen Davis  
F - Tasmin Mitchell  
F - Darnell Lazare  
G - Dameon Mason  
G - Garrett Temple

### Game 2 - UL-Monroe (H-W)

F - Glen Davis  
F - Tasmin Mitchell  
F - Darnell Lazare  
G - Dameon Mason  
G - Garrett Temple

### Game 3 - Wichita State (H-L)

F - Glen Davis  
F - Tasmin Mitchell  
F - Darnell Lazare  
G - Dameon Mason  
G - Garrett Temple

### Game 4 - McNeese State (H-W)

F - Glen Davis  
F - Tasmin Mitchell  
F - Darnell Lazare  
G - Dameon Mason  
G - Garrett Temple

### Game 5 - Tulane (A-W)

F - Glen Davis  
F - Tasmin Mitchell  
F - Darnell Lazare  
G - Dameon Mason  
G - Garrett Temple

### Game 6 - Texas A&M (H-W)

F - Glen Davis  
F - Tasmin Mitchell  
F - Magnum Rolle  
G - Dameon Mason  
G - Garrett Temple

### Game 7 - Texas (N-L-ot)

F - Glen Davis  
F - Tasmin Mitchell  
F - Magnum Rolle  
G - Dameon Mason  
G - Garrett Temple

### Game 8 - Oregon State (A-W)

F - Glen Davis  
F - Tasmin Mitchell  
F - Magnum Rolle  
G - Tack Minor  
G - Garrett Temple

### Game 9 - Washington (A-L)

F - Glen Davis  
F - Tasmin Mitchell  
F - Magnum Rolle  
G - Tack Minor  
G - Garrett Temple

### Game 10 - Louisiana Tech (H-W)

F - Glen Davis  
F - Tasmin Mitchell  
F - Darnell Lazare  
G - Dameon Mason  
G - Garrett Temple

### Game 11 - Wright State (H-W)

F - Glen Davis  
F - Tasmin Mitchell  
F - Darnell Lazare  
G - Dameon Mason  
G - Garrett Temple

### Game 12 - Miss. Valley St. (H-W)

F - Glen Davis  
F - Tasmin Mitchell  
F - Darnell Lazare  
G - Dameon Mason  
G - Garrett Temple

### Game 13 - Samford (H-W)

F - Glen Davis  
F - Tasmin Mitchell  
F - Darnell Lazare  
G - Dameon Mason  
G - Garrett Temple

### Game 14 - Connecticut (H-W)

F - Glen Davis  
F - Tasmin Mitchell  
F - Darnell Lazare  
G - Dameon Mason  
G - Garrett Temple

### Game 15 - Alabama (A-L)

F - Glen Davis  
F - Tasmin Mitchell  
F - Darnell Lazare  
G - Dameon Mason  
G - Garrett Temple

### Game 16 - Auburn (H-W)

F - Glen Davis  
F - Tasmin Mitchell  
F - Darnell Lazare  
G - Terry Martin  
G - Garrett Temple

### Game 17 - Ole Miss (H-W)

F - Glen Davis  
F - Tasmin Mitchell  
F - Darnell Lazare  
G - Terry Martin  
G - Garrett Temple

### Game 18 - Arkansas (A-L)

F - Glen Davis  
F - Tasmin Mitchell  
F - Darnell Lazare  
G - Terry Martin  
G - Garrett Temple

### Game 19 - Vanderbilt (H-L)

F - Glen Davis  
F - Tasmin Mitchell  
F - Darnell Lazare  
G - Terry Martin  
G - Garrett Temple

### Game 20 - Georgia (A-L)

F - Glen Davis  
F - Tasmin Mitchell  
F - Darnell Lazare  
G - Terry Martin  
G - Garrett Temple

### Game 21 -- Alabama (H-L)

F - Glen Davis  
F - Tasmin Mitchell  
C - Chris Johnson  
G - Terry Martin  
G - Garrett Temple

### Game 22 -- Mississippi St. (A-L)

F - Glen Davis  
F - Tasmin Mitchell  
C - Chris Johnson  
G - Terry Martin  
G - Garrett Temple

### Game 23 -- Tennessee (A-L)

F - Glen Davis  
F - Tasmin Mitchell  
F - Magnum Rolle  
G - Dameon Mason  
G - Garrett Temple

### Game 24 -- Arkansas (H-W)

F - Glen Davis  
F - Tasmin Mitchell  
F - Darnell Lazare  
G - Terry Martin  
G - Garrett Temple

### Game 25 - Ole Miss (A-L)

F - Glen Davis  
F - Tasmin Mitchell  
F - Darnell Lazare  
G - Terry Martin  
G - Garrett Temple

### Game 26 - Miss. State (H-L)

F - Glen Davis  
F - Tasmin Mitchell  
F - Darnell Lazare  
G - Terry Martin  
G - Garrett Temple

### Game 27 - Kentucky (A-L)

F - Magnum Rolle  
F - Tasmin Mitchell  
F - Darnell Lazare  
G - Terry Martin  
G - Garrett Temple

### Game 28 - Florida (H-W)

F - Magnum Rolle  
F - Tasmin Mitchell  
F - Darnell Lazare  
G - Terry Martin  
G - Garrett Temple

### Game 29 - Auburn (A-L)

F - Magnum Rolle  
F - Tasmin Mitchell  
F - Darnell Lazare  
G - Terry Martin  
G - Garrett Temple

### Game 30 - South Carolina (H-W)

F - Magnum Rolle  
F - Tasmin Mitchell  
F - Darnell Lazare  
G - Terry Martin  
G - Garrett Temple

### Game 31 - Tennessee (SECT-W)

F - Glen Davis  
F - Tasmin Mitchell  
F - Darnell Lazare  
G - Terry Martin  
G - Garrett Temple

### Game 32 - Ole Miss (SECT-L)

F - Glen Davis  
F - Tasmin Mitchell  
F - Darnell Lazare  
G - Terry Martin  
G - Garrett Temple

## Lineup Records

### 9-2

F - Glen Davis  
F - Tasmin Mitchell  
F - Darnell Lazare  
G - Dameon Mason  
G - Garrett Temple

### 4-6

F - Glen Davis  
F - Tasmin Mitchell  
F - Darnell Lazare  
G - Terry Martin  
G - Garrett Temple

### 2-2

F - Magnum Rolle  
F - Tasmin Mitchell  
F - Darnell Lazare  
G - Terry Martin  
G - Garrett Temple

### 1-1

F - Glen Davis  
F - Tasmin Mitchell  
F - Magnum Rolle  
G - Tack Minor  
G - Garrett Temple

### 1-2

F - Glen Davis  
F - Tasmin Mitchell  
F - Magnum Rolle  
G - Dameon Mason  
G - Garrett Temple

### 0-2

F - Glen Davis  
F - Tasmin Mitchell  
C - Chris Johnson  
G - Terry Martin  
G - Garrett Temple

INTRO

THIS IS LSU

TIGERS

COACHES

REVIEW

PREVIEW

RECORDS

HISTORY

LSU

MEDIA

INTRO

THIS IS LSU

TIGERS

COACHES

REVIEW

PREVIEW

RECORDS

HISTORY

LSU

MEDIA



## 2006-2007 Final SEC Standings

WESTERN DIVISION	SEC	PCT.	OVERALL	PCT.
Mississippi State @	8-8	.500	21-14	.600
Ole Miss@	8-8	.500	21-13	.618
Arkansas	7-9	.438	21-14	.600
Auburn	7-9	.438	17-15	.531
Alabama	7-9	.438	20-12	.625
<b>LSU</b>	<b>5-11</b>	<b>.313</b>	<b>17-15</b>	<b>.531</b>

EASTERN DIVISION	SEC	PCT.	OVERALL	PCT.
Florida !#\$*	13-3	.813	35-5	.875
Vanderbilt	10-6	.625	22-12	.647
Tennessee	10-6	.625	24-11	.686
Kentucky	9-7	.563	22-12	.647
Georgia	8-8	.500	19-14	.576
South Carolina	4-11	.250	14-16	.467

\* - NCAA Champions; ! - SEC Champions; # SEC East Division Champions; \$ - SEC Tournament Champions; @ - SEC West Co-Champions

## SEC Weekly Honors

Week 1	Korvotney Barber, Auburn (Player) Patrick Beverly, Arkansas (Freshman)
Week 2	Chris Lofton, Tennessee (Player) Brandis Raley-Ross, South Carolina (Freshman)
Week 3	Bam Doyne, Ole Miss (Player) Patrick Beverly, Arkansas (Freshman)
Week 4	Mike Mercer, Georgia (Player) Ben Hansbrough, Miss. State (Freshman)
Week 5	Chris Lofton, Tennessee (Player) Duke Crews, Tennessee (Freshman)
Week 6	Sundiata Gaines, Georgia (Player) Jodie Meeks, Kentucky (Freshman)
Week 7	Chris Lofton, Tennessee (Player) Duke Crews, Tennessee (Freshman)
Week 8	Randolph Morris, Kentucky (Player) Dominique Archie, South Carolina (Freshman)
Week 9	Gary Ervin, Arkansas (Player) Ramar Smith, Tennessee (Freshman)
Week 10	Lee Humphrey, Florida (Player) Barry Stewart, Miss. State (Freshman)
Week 11	Derrick Byars, Vanderbilt (Player) Barry Stewart, Miss. State (Freshman)
Week 12	Tre' Kelley, South Carolina (Player) Jodie Meeks, Kentucky (Freshman)
Week 13	Jermareo Davidson, Alabama (Player) Ramar Smith, Tennessee (Freshman)
Week 14	Corey Brewer, Florida (Player) Wayne Chism, Tennessee (Freshman)
Week 15	Derrick Byars, Vanderbilt (Player) Patrick Beverly, Arkansas (Freshman)
Week 16	Korvotney Barber, Auburn (Player) Jodie Meeks, Kentucky (Freshman)
Week 17	Gary Ervin, Arkansas (Player) Ramar Smith, Tennessee (Freshman)

## Postseason Tournaments

### 2007 SEC Tournament

Atlanta, Ga. -- Georgia Dome

#### FIRST ROUND

Kentucky 79, Alabama 67  
Arkansas 82, South Carolina 52  
Georgia 80, Auburn 65  
LSU 76, Tennessee 67 (ot)

#### QUARTERFINALS

Mississippi State 84, Kentucky 82  
Arkansas 72, Vanderbilt 71  
Florida 74, Georgia 57  
Ole Miss 80, LSU 60

#### SEMIFINALS

Arkansas 81, Mississippi State 72  
Florida 80, Ole Miss 59

#### FINALS

Florida 77, Arkansas 56

## NCAA

### Midwest Regional

1st round -- Florida 112, Jackson State 69  
2nd round -- Florida 74, Purdue 67  
Regional Semis -- Florida 65, Butler 57  
Regional Finals -- Florida 85, Oregon 77

### West Regional

1st round -- Kentucky 67, Villanova 58  
2nd round -- Kansas 88, Kentucky 76

### South Regional

1st round -- Tennessee 121, Long Beach State 86  
2nd round -- Tennessee 77, Virginia 74  
Regional semis -- Ohio State 85, Tennessee 84

### East Regional

1st round -- Vanderbilt 77, George Washington 44  
1st round -- Southern Cal 77, Arkansas 60  
2nd round -- Vanderbilt 78, Washington State 74 (2ot)  
Regional Semis -- Georgetown 66, Vanderbilt 65

### NCAA Final Four

National Semifinals -- Florida 76, UCLA 66  
National Championship -- Florida 84, Ohio State 75

## NIT Results

1st round -- Mississippi State 82, Mississippi Valley State 63  
1st round -- UMass 89, Alabama 87 (ot)  
1st round -- Georgia 88, Fresno State 78  
1st round -- Ole Miss 73, Appalachian State 59  
2nd round -- Mississippi State 101, Bradley 72  
2nd round -- Clemson 89, Ole Miss 69  
2nd round -- Air Force 83, Georgia 52  
3rd round -- Mississippi State 86, Florida State 71  
NIT Semifinals -- West Virginia 63, Mississippi State 62

- INTRO
- THIS IS LSU
- TIGERS
- COACHES
- REVIEW
- PREVIEW
- RECORDS
- HISTORY
- LSU
- MEDIA

## COACHES ALL-SEC TEAM

### FIRST TEAM

Corey Brewer, Florida  
 Al Horford, Florida  
 Joakim Noah, Florida  
 Randolph Morris, Kentucky  
**Glen Davis, LSU**  
 Jamont Gordon, Mississippi State  
 Tre' Kelley, South Carolina #  
 Chris Lofton, Tennessee #  
 Derrick Byars, Tennessee #

### SECOND TEAM

Jermareo Davidson, Alabama  
 Richard Hendrix, Alabama  
 Patrick Beverley, Arkansas  
 Taurean Green, Florida  
 Sundiata Gaines, Georgia  
 Todd Abernethy, Ole Miss  
 Clarence Sanders, Ole Miss  
 Charles Rhodes, Mississippi State  
 Shan Foster, Vanderbilt

### SEC ALL-FRESHMAN TEAM

Patrick Beverley, Arkansas #  
 DeWayne Reed, Auburn  
 Derrick Jasper, Kentucky  
 Jodie Meeks, Kentucky #  
 Ben Hansbrough, Mississippi State  
 Barry Stewart, Mississippi State  
 Dominique Archie, South Carolina  
 Wayne Chism, Tennessee #  
 Duke Crews, Tennessee  
 Ramar Smith, Tennessee #

### SEC COACH OF THE YEAR

Kevin Stallings, Vanderbilt

### SEC PLAYER OF THE YEAR

Derrick Byars, Vanderbilt

### SEC SCHOLAR-ATHLETE OF THE YEAR

Lee Humphrey, Florida

### SEC FRESHMAN OF THE YEAR

Patrick Beverley, Arkansas

### SEC SIXTH MAN OF THE YEAR

Chris Richard, Florida

### SEC DEFENSIVE PLAYER OF THE YEAR

Steven Hill, Arkansas

## AP ALL-SEC TEAM

### FIRST TEAM

Al Horford, Florida  
**Glen Davis, LSU**  
 Tre' Kelley, South Carolina  
 Chris Lofton, Tennessee  
 Derrick Byars, Vanderbilt

### SECOND TEAM

Richard Hendrix, Alabama  
 Jamont Gordon, Mississippi State  
 Joakim Noah, Florida  
 Corey Brewer, Florida  
 Clarence Sanders, Ole Miss

### HONORABLE MENTION

Jermareo Davidson, Alabama  
 Taurean Green, Florida  
 Sundiata Gaines, Georgia  
 Randolph Morris, Kentucky  
 Todd Abernethy, Ole Miss  
 Brandon Wallace, South Carolina  
 Shan Foster, Vanderbilt

### SEC COACH OF THE YEAR

Andy Kennedy, Ole Miss

### SEC PLAYER OF THE YEAR

Chris Lofton, Tennessee

### SEC NEWCOMER OF THE YEAR

Patrick Beverley, Arkansas

## SEC ACADEMIC HONOR ROLL

### LSU

Alex Farrer, Sophomore, Undecided  
 Greg Terbonne, Freshman, Mathematics

## SEC ALL-TOURNAMENT TEAM

Sonny Weems, Arkansas  
 Corey Brewer, Florida  
 Taurean Green, Florida  
 Al Horford, Florida (MVP)  
 Joakim Noah, Florida

## NABC ALL-DISTRICT TEAMS

### DISTRICT 6

**FIRST TEAM**  
 Jermareo Davidson, Alabama  
 Taurean Green, Florida  
 Al Horford, Florida  
 Joakim Noah, Florida

### SECOND TEAM

Richard Hendrix, Alabama  
 Ronald Steele, Alabama  
 Corey Brewer, Florida  
 Todd Abernethy, Mississippi  
 Jamont Gordon, Mississippi State

### DISTRICT 7

**FIRST TEAM**  
 Chris Lofton, Tennessee  
 Randolph Morris, Kentucky  
 Derrick Byars, Vanderbilt

### SECOND TEAM

Joe Crawford, Kentucky  
 Shan Foster, Vanderbilt

### DISTRICT 8

**FIRST TEAM**  
**Glen Davis, LSU**  
**Tasmin Mitchell, LSU**

### DISTRICT 9

**SECOND TEAM**  
 Ronnie Brewer, Arkansas

## USBWA ALL-DISTRICT TEAMS

### DISTRICT 4

**PLAYER OF THE YEAR**  
 Chris Lofton, Tennessee

### ALL-DISTRICT TEAM

Richard Hendrix, Alabama  
 Corey Brewer, Florida  
 Al Horford, Florida  
 Joakim Noah, Florida  
 Randolph Morris, Kentucky  
 Derrick Byars, Vanderbilt

### DISTRICT 7

Patrick Beverley, Arkansas  
**Glen Davis, LSU**

## ASSOCIATED PRESS SEC ALL-AMERICANS

### SECOND TEAM

Joakim Noah, Florida  
 Chris Lofton, Tennessee

### THIRD TEAM

Al Horford, Florida

### HONORABLE MENTION

Corey Brewer, Florida  
 Taurean Green, Florida  
 Glen Davis, LSU  
 Derrick Byars, Vanderbilt

## BASKETBALL TIMES SEC ALL-AMERICA

### SECOND TEAM

Al Horford, Florida  
 Chris Lofton, Tennessee

## COLLEGEHOOPS.COM NET ALL-AMERICA

### SECOND TEAM

Chris Lofton, Tennessee

### THIRD TEAM

Al Horford, Florida  
 Joakim Noah, Florida

### FOURTH TEAM

**Glen Davis, LSU**

## COLLEGEINSIDER.COM SEC ALL-AMERICA

Corey Brewer, Florida  
 Al Horford, Florida



Glen Davis

Joakim Noah, Florida

## JIM PHELAN COACH OF THE YEAR

### FINALISTS

Billy Donovan, Florida  
 Kevin Stallings, Vanderbilt

## RIVALS.COM SEC ALL-AMERICA

### SECOND TEAM

Al Horford, Florida  
 Chris Lofton, Tennessee  
 Derrick Byars, Vanderbilt

### THIRD TEAM

Jamont Gordon, Mississippi State  
 Joakim Noah, Florida

## COLLEGEINSIDER.COM DEFENSIVE

### ALL-AMERICA

Corey Brewer, Florida  
**Garrett Temple, LSU**

## SPORTING NEWS SEC ALL-AMERICA

### SECOND TEAM

Chris Lofton, Tennessee

## BASKETBALL TIMES ALL-SOUTH

### Glen Davis, LSU

Derrick Byars, Vanderbilt  
 Joakim Noah, Florida

# Unanimous Selection



# SEC Team Statistics

INTRO

THIS IS LSU

TIGERS

COACHES

REVIEW

PREVIEW

RECORDS

HISTORY

LSU

MEDIA

## Scoring Offense

TEAM	G	PTS.	AVG.
Tennessee	35	2831	80.9
Florida	40	3193	79.8
Miss. State	35	2692	76.9
Vanderbilt	34	2594	76.3
Georgia	33	2477	75.1
Alabama	32	2369	74.0
Kentucky	34	2496	73.4
Auburn	32	2340	73.1
Ole Miss	34	2486	73.1
Arkansas	35	2487	71.1
<b>LSU</b>	<b>32</b>	<b>2177</b>	<b>68.0</b>
S. Carolina	30	1941	64.7

## Scoring Defense

TEAM	G	PTS.	AVG.
Florida	40	2504	62.6
<b>LSU</b>	<b>32</b>	<b>2007</b>	<b>62.7</b>
Arkansas	35	2311	66.0
Kentucky	34	2302	67.7
Miss. State	35	2398	68.5
South Carolina	30	2063	68.8
Georgia	33	2279	69.1
Ole Miss	34	2356	69.3
Alabama	32	2223	69.5
Vanderbilt	34	2387	70.2
Auburn	32	2307	72.1
Tennessee	35	2627	75.1

## Scoring Margin

TEAM	G	OFF	DEF	MARGIN
Florida	40	78.8	62.6	+17.2
Miss. State	35	76.9	68.5	+8.4
Vanderbilt	34	76.3	70.2	+6.1
Georgia	33	75.1	69.1	+6.0
Tennessee	35	80.9	75.1	+5.8
Kentucky	34	73.4	67.7	+5.7
<b>LSU</b>	<b>32</b>	<b>68.0</b>	<b>62.7</b>	<b>+5.3</b>
Arkansas	35	71.1	66.0	+5.0
Alabama	32	74.0	69.5	+4.6
Ole Miss	34	73.1	69.3	+3.8
Auburn	32	73.1	72.1	+1.0
South Carolina	30	64.7	68.8	-4.1

## Field Goal Percentage

TEAM	G	FG	FGA	PCT.
Florida	40	1125	2138	.526
Kentucky	34	890	1868	.476
Georgia	33	918	1989	.462
Arkansas	35	881	1910	.461
Miss. State	35	951	2071	.459
Alabama	32	844	1849	.456
Vanderbilt	34	904	1984	.456
Auburn	32	851	1876	.454
<b>LSU</b>	<b>32</b>	<b>800</b>	<b>1774</b>	<b>.451</b>
Tennessee	35	981	2189	.448
Ole Miss	34	929	2100	.442
South Carolina	30	701	1663	.422

## Field Goal Pct. Defense

TEAM	G	FG	FGA	PCT.
Miss. State	35	856	2125	.403
<b>LSU</b>	<b>32</b>	<b>732</b>	<b>1810</b>	<b>.404</b>
Florida	40	938	2303	.407
Arkansas	35	826	2009	.411
Kentucky	34	839	2040	.411
Alabama	32	831	1984	.419
Vanderbilt	34	853	1950	.437
Georgia	33	814	1860	.438
Ole Miss	34	837	1898	.441
Auburn	32	827	1853	.446
South Carolina	30	759	1680	.452
Tennessee	35	909	1989	.457

## Free Throw Percentage

TEAM	G	FTM	FTA	PCT.
Vanderbilt	34	469	643	.729
Alabama	32	472	667	.708
<b>LSU</b>	<b>32</b>	<b>403</b>	<b>572</b>	<b>.705</b>
Ole Miss	34	396	563	.703
Kentucky	34	485	690	.703
Arkansas	35	513	730	.703
Florida	40	646	936	.690
South Carolina	30	310	464	.668
Georgia	33	378	567	.667
Miss. State	35	515	774	.665
Tennessee	35	542	830	.653
Auburn	32	403	639	.631

## 3 PT Field Goal Percentage

TEAM	G	FG	FGA	PCT.
Florida	40	297	727	.409
Georgia	33	263	691	.381
Vanderbilt	34	317	843	.376
Alabama	32	209	563	.371
Tennessee	35	327	896	.365
Kentucky	34	231	650	.355
Miss. State	35	275	775	.355
Ole Miss	34	232	670	.346
Arkansas	35	212	613	.346
South Carolina	30	229	669	.342
<b>LSU</b>	<b>32</b>	<b>174</b>	<b>517</b>	<b>.337</b>
Auburn	32	235	701	.335

## 3 PT Field Goal Pct. Defense

TEAM	G	FG	FGA	PCT.
Florida	40	206	722	.285
Alabama	32	221	717	.308
Miss. State	35	237	740	.320
<b>LSU</b>	<b>32</b>	<b>191</b>	<b>585</b>	<b>.326</b>
Arkansas	35	225	683	.329
Kentucky	34	256	766	.334
Vanderbilt	34	242	712	.340
Tennessee	35	243	699	.348
Ole Miss	34	228	648	.352
South Carolina	30	211	596	.354
Georgia	33	257	715	.359
Auburn	32	253	678	.373

## Rebounding Offense

TEAM	G	REB.	AVG.
Miss. State	35	1364	39.0
Alabama	32	1242	38.8
Georgia	33	1250	37.9
<b>LSU</b>	<b>32</b>	<b>1205</b>	<b>37.7</b>
Florida	40	1504	37.6
Auburn	32	1164	36.4
Kentucky	34	1235	36.3
Tennessee	35	1254	35.8
Ole Miss	34	1216	35.8
Arkansas	35	1233	35.2
Vanderbilt	34	1146	33.7
South Carolina	30	949	31.6

## Rebounding Defense

TEAM	G	REB.	AVG.
Florida	40	1164	29.1
<b>LSU</b>	<b>32</b>	<b>1026</b>	<b>32.1</b>
Georgia	33	1063	32.2
Arkansas	35	1148	32.8
Kentucky	34	1125	33.1
Alabama	32	1114	34.8
Auburn	32	1140	35.6
South Carolina	30	1075	35.8
Vanderbilt	34	1221	35.9
Ole Miss	34	1226	36.1
Miss. State	35	1266	36.2
Tennessee	35	1295	37.0

## Rebounding Margin

TEAM	T AVG.	O AVG.	MARGIN
Florida	37.6	29.1	+8.5
Georgia	37.9	32.2	+5.7
<b>LSU</b>	<b>37.7</b>	<b>32.1</b>	<b>+5.6</b>
Alabama	38.8	34.8	+4.0
Kentucky	36.3	33.1	+3.2
Miss. State	39.0	36.2	+2.8
Arkansas	35.2	32.8	+2.4
Auburn	36.4	35.6	+0.8
Ole Miss	35.8	36.1	-0.3
Tennessee	35.8	37.0	-1.2
Vanderbilt	33.7	35.9	-2.2
South Carolina	31.6	35.8	-4.2

## Assists

TEAM	G	ASST.	AVG.
Vanderbilt	34	578	17.00
Auburn	32	532	16.63
Kentucky	34	537	15.79
Tennessee	35	546	15.60
Florida	40	614	15.35
Arkansas	35	521	14.89
Georgia	33	484	14.67
Miss. State	35	512	14.63
Ole Miss	34	478	14.06
<b>LSU</b>	<b>32</b>	<b>445</b>	<b>13.91</b>
Alabama	32	420	13.13
South Carolina	30	337	11.23

## Steals

TEAM	G	STLS.	AVG.
Tennessee	35	336	9.60
Georgia	33	293	8.88
Auburn	32	270	8.44
Vanderbilt	34	257	7.56
Ole Miss	34	246	7.24
Miss. State	35	245	7.00
Arkansas	35	240	6.86
<b>LSU</b>	<b>32</b>	<b>218</b>	<b>6.81</b>
Florida	40	266	6.65
Kentucky	34	201	5.91
Alabama	32	181	5.66
South Carolina	30	137	4.57

## Blocked Shots

TEAM	G	BLKS.	AVG.
Tennessee	35	336	9.60
Georgia	33	293	8.88
Auburn	32	270	8.44
Vanderbilt	34	257	7.56
Ole Miss	34	246	7.24
Miss. State	35	245	7.00
Arkansas	35	240	6.86
<b>LSU</b>	<b>32</b>	<b>218</b>	<b>6.81</b>
Florida	40	266	6.65
Kentucky	34	201	5.91
Alabama	32	181	5.66
South Carolina	30	137	4.57

- INTRO
- THIS IS LSU
- TIGERS
- COACHES
- REVIEW
- PREVIEW
- RECORDS
- HISTORY
- LSU
- MEDIA

## Scoring

NAME	G	FGM	3FG	FT	PTS	PPG
1. Chris Lofton, UT	31	205	106	129	645	20.8
2. Tre' Kelley, SC	29	198	55	96	547	18.9
<b>3. Glen Davis, LSU</b>	<b>29</b>	<b>178</b>	<b>17</b>	<b>139</b>	<b>512</b>	<b>17.7</b>
4. Derrick Byars, VU	34	206	79	86	577	17.0
5. Clarence Sanders, UM	34	206	96	40	548	16.1
6. Randolph Morris, UK	34	202	0	142	546	16.1
7. Jamont Gordon, MS	35	181	42	157	561	16.0
8. Shan Foster, VU	34	191	74	75	531	15.6
9. JaJuan Smith, UT	35	183	89	78	533	15.2
10. Bam Doyne, UM	34	166	42	133	507	14.9
11. Richard Hendrix, UA	32	186	1	95	468	14.6
<b>12. Tasmin Mitchell, LSU</b>	<b>32</b>	<b>173</b>	<b>41</b>	<b>78</b>	<b>465</b>	<b>14.5</b>
13. Takais Brown, UG	31	181	2	75	439	14.2
14. Joe Crawford, UK	34	178	63	58	477	14.0
15. Jermareo Davidson, UA	30	149	4	117	419	14.0
16. Patrick Beverley, AR	35	150	73	112	485	13.9
17. Charles Rhodes, MS	34	180	6	99	465	13.7
18. Ramel Bradley, UK	34	141	69	106	457	13.4
19. Taurean Green, UF	40	154	82	141	531	13.3
20. Corey Brewer, UF	37	169	40	112	490	13.2

## Rebounding

NAME	G	OFF	DEF	TOT	AVG.
<b>1. Glen Davis, LSU</b>	<b>29</b>	<b>113</b>	<b>190</b>	<b>303</b>	<b>10.4</b>
2. Al Horford, UF	38	96	264	360	9.5
3. Brandon Wallace, SC	30	94	188	282	9.4
4. Richard Hendrix, UA	32	106	173	279	8.7
5. Joakim Noah, UF	40	102	235	337	8.4
6. Dwayne Curtis, UM	26	86	130	216	8.3
7. Jermareo Davidson, UA	30	63	184	247	8.2
8. Randolph Morris, UK	34	67	197	264	7.8
9. Jamont Gordon, MSU	35	43	207	250	7.1
10. Josh Dollard, AU	26	46	135	181	7.0
11. Korvotney Barber, AU	32	87	125	212	6.6
12. Charles Rhodes, MS	34	76	136	212	6.2
<b>13. Tasmin Mitchell, LSU</b>	<b>32</b>	<b>60</b>	<b>129</b>	<b>189</b>	<b>5.9</b>
14. Charles Thomas, AR	34	67	128	195	5.7
15. Sundiata Gaines, UG	32	60	123	183	5.7

## Field Goal Pct. (Min. 5 made per Game)

NAME	G	FG	FGA	PCT.
1. Richard Hendrix, UA	32	186	309	.602
2. Randolph Morris, UK	34	202	341	.592
3. Takais Brown, UG	31	181	320	.566
4. Charles Rhodes, MS	34	180	325	.554
5. Dwayne Curtis, UM	26	135	251	.538
<b>6. Glen Davis, LSU</b>	<b>29</b>	<b>178</b>	<b>368</b>	<b>.484</b>
7. Chris Lofton, UT	31	205	428	.479
<b>8. Tasmin Mitchell, LSU</b>	<b>32</b>	<b>173</b>	<b>371</b>	<b>.466</b>
9. Derrick Byars, VU	34	206	451	.457
10. JaJuan Smith, UT	35	183	402	.455

## Free Throws Pct. (Min. 2.5 Made Per Game)

NAME	G	FTM	FTA	PCT.
1. Taurean Green, UF	40	14	166	.849
2. Ramel Bradley, UK	34	106	130	.815
3. Patrick Beverley, AR	35	112	138	.812
4. Chris Lofton, UT	31	129	159	.811
5. Tre' Kelley, SC	29	96	120	.800
6. Charles Thomas, AR	34	117	151	.775
6. Jermareo Davidson, UA	30	117	151	.775
8. Bam Doyne, UM	34	133	173	.769
9. Corey Brewer, UF	37	112	155	.723
10. Frank Tolbert, AU	32	83	116	.716

## 3-Point FG Pct. (Min. 1.5 Made Per Game)

NAME	G	3FG	FGA	PCT.
1. Lee Humphrey, UF	40	113	246	.459
2. Bryce Shledon, SC	30	65	147	.442
3. Dan Cage, VU	34	80	181	.442
4. Levi Stukes, UGA	32	85	198	.429
5. Chris Lofton, UT	31	106	253	.419
6. Taurean Green, UF	40	82	203	.404
<b>7. Terry Martin, LSU</b>	<b>24</b>	<b>52</b>	<b>134</b>	<b>.388</b>
8. Patrick Beverley, AR	35	73	189	.386
9. Derrick Byars, VU	34	79	212	.373
10. Mykal Riley, UA	32	77	208	.370

## 3-Point FG Made

NAME	G	3FG	AVG.
1. Chris Lofton, UT	31	106	3.42
2. Lee Humphrey, UF	40	113	2.83
3. Clarence Sanders, UM	34	96	2.82
4. Levi Stukes, UGA	32	85	2.66
5. JaJuan Smith, UT	35	89	2.54
6. Mykal Riley, UA	32	77	2.41
7. Dan Cage, VU	34	80	2.35
8. Derrick Byars, VU	34	79	2.32
9. Shan Foster, VU	34	74	2.18
10. Bryce Sheldon, SC	30	65	2.17
<b>10. Terry Martin, LSU</b>	<b>24</b>	<b>52</b>	<b>2.17</b>

## Assists

NAME	G	ASST.	AVG
1. Todd Abernethy, UM	33	182	5.52
2. Jamont GOrdon, MS	35	187	5.34
3. Tre' Kelley, SC	29	149	5.14
4. Quantez Robertson, AU	32	163	5.09
5. Gary Ervin, AR	35	169	4.83
6. Sundiata Gaines, UG	32	154	4.81
7. Dane Bradshaw, UT	35	165	4.71
<b>8. Garrett, Temple, LSU</b>	<b>32</b>	<b>138</b>	<b>4.31</b>
9. Ronald Steele, UA	26	105	4.04
10. Ramel Bradley, UK	34	129	3.79

## Steals

NAME	G	STLS.	AVG.
1. Ronnie Brewer, Ark	32	83	2.59
2. Rajon Rondo, UK	34	69	2.03
3. Chris Lofton, UT	30	60	2.00
4. Sundiata Gaines, UGA	30	60	2.00
5. C. J. Watson, UT	30	59	1.97
<b>6. Darrel Mitchell, LSU</b>	<b>36</b>	<b>70</b>	<b>1.94</b>
7. Dane Bradshaw, UT	30	56	1.87
8. Mike Mercer, UGA	28	48	1.71
9. Renaldo Balkman, SC	38	65	1.71
10. Levi Stukes, UGA	30	49	1.63

## Blocked Shots

NAME	G	BLKS	AVG.
1. Brandon Wallace, SC	30	86	2.87
2. Steven Hill, AR	35	99	2.83
3. Jermareo Davidson, UA	30	70	2.33
4. Randolph Morris, UK	34	70	2.06
5. Jarvis Varnado, MS	35	67	1.91
6. Charles Rhodes, MS	34	64	1.88
7. Al Horford, UF	38	70	1.84
8. Joakim Noah, UF	40	72	1.80
9. Korvotney Barber, AU	32	55	1.72
10. Darian Townes, AR	35	56	1.60

INTRO

THIS IS LSU

TIGERS

COACHES

REVIEW

PREVIEW

RECORDS

HISTORY

LSU

MEDIA

## Individual Statistics

Points Per Game	G	FGM	3FG	FT	Pts	PPG
Reggie Williams, VMI	33	338	76	176	928	28.1
Trey Johnson, Jackson St.	35	311	79	246	947	27.1
Morris Almond, Rice	32	263	77	241	844	26.4
Kevin Durant, Texas	35	306	82	209	903	25.8
Gary Neal, Towson	32	267	93	183	810	25.3
Bo McCaleb, New Orleans	31	287	26	176	776	25.0
Rodney Stuckey, E. Wash.	29	227	43	215	712	24.6
Gerald Brown, Loyola (MD)	29	205	58	175	643	22.2
Stephen Curry, Davidson	34	242	122	124	730	21.5
Jaycee Carroll, Utah St.	35	156	83	151	746	21.3

Rebounds Per Game	G	Reb.	RPG
Rashad Jones-Jennings, UALR	30	392	13.1
Chris Holm, Vermont	33	401	12.2
Kentrell Gransberry, S. Fla.	23	263	11.4
Kevin Durant, Texas	35	390	11.1
Nick Fazekas, Nevada	32	245	11.1
Obie Nwadike, Central Conn. St.	31	331	10.7
Ryvon Covile, Detroit	30	317	10.6
<b>Glen Davis, LSU</b>	<b>29</b>	<b>303</b>	<b>10.4</b>
Jason Smith, Colorado St.	30	304	10.1
Jason Thompson, Rider	31	312	10.1

Blocked Shots Per Game	G	Blks	BPG
Mickell Gladness, Alabama A&M	30	188	6.3
Stephane Lasme, UMass	33	168	5.1
Hasheem Thabeet, UConn	31	118	3.8
McHugh Mattis, South Fla.	30	109	3.6
Dominic McGuire, Fresno St.	32	114	3.6
Scott VanderMeer, Ill.-Chicago	32	111	3.5
Darryl Watkins, Syracuse	33	112	3.4
Greg Oden, Ohio St.	32	105	3.3
John Bunch, Monmouth	29	95	3.3
Chaz Crawford, Drexel	31	94	3.0

Steals Per Game	G	Stls	SPG
Travis Holmes, VMI	33	111	3.4
Paul Gause, Seton Hall	29	90	3.1
Ledell Eckles, Campbell	31	94	3.0
Ibrahaim Jaaber, Penn	31	90	2.9
Chavis Homes, VMI	32	90	2.8
Torey Thomas, Holy Cross	34	95	2.8
Jamon Gordon, Virginia Tech	34	94	2.8
Tony Lee, Robert Morris	28	77	2.8
Derek Johnson, Prairie View	30	82	2.7
Jerel McNeal, Marquette	29	76	2.6

Assists Per Game	G	Asts.	APG
Jared Jordan, Marist	33	286	8.7
Jason Richards, Davidson	34	249	7.3
Mustafa Shakur, Arizona	31	215	6.9
D. J. Augustin, Texas	35	233	6.7
Eric Maynor, VCU	35	224	6.4
Keenan Jones, Northwestern St.	32	200	6.3
Mike Conley, Jr., Ohio St.	39	238	6.1
Dwayne Foreman, Ga. Southern	29	176	6.1
John Wilson, Northern Ariz.	30	181	6.0
Ishmael Smith, Wake Forest	31	186	6.0

Field Goal Percentage	G	FGM	FGA	FG%
Mike Freeman, Hampton	30	162	239	67.8
Roy Hibbert, Georgetown	37	186	277	67.1
Florentino Valencia, Toledo	32	164	246	66.7
Vladimir Kujjanin, UNC Wilmington	29	165	249	66.3
Calvin Brown, Norfolk State	30	152	233	65.2
Brandan Wright, North Carolina	37	228	353	64.6
Herbert Hill, Providence	31	240	375	64.0
Paul Butorac, Eastern Washington	28	158	247	64.0
Luke Nevill, Utah	29	181	284	63.7
Ahmad Nivins, St. Joseph's	31	176	279	63.1

Free Throw Percentage	G	FT	FTA	FT%
Derek Raivio, Gonzaga	34	148	154	96.1
A.J. Graves, Butler	35	145	153	94.8
Blake Ahearn, Missouri State	33	111	120	92.5
Tristan Blackwood, Central Conn.	34	97	105	92.4
David Kool, Western Mich.	29	99	108	91.7
Mike Schachtner, Green Bay	33	104	114	91.2
Arvydas Eitutavicius, American	30	95	105	90.5
Leemire Goldwire, Charlotte	30	95	105	90.5
Sharaud Curry, Providence	27	82	91	90.1
Brian Roberts, Dayton	31	133	148	89.9

Three-Point FG Percentage	G	3FG	3GA	FG%
Josh Carter, Texas A&M	34	86	172	50.0
Jeremy Crouch, Bradley	27	83	166	50.0
Stephen Sir, Northern Arizona	30	124	253	49.0
Jimmy Baron, Rhode Island	32	97	203	47.8
Josh Washington, A&M CC	32	90	189	47.6
Adrian Banks, Arkansas State	33	97	204	47.5
James Parlow, New Orleans	27	85	180	47.2
Blake Ahearn, Missouri State	33	94	202	46.5
Chad Toppert, New Mexico	32	85	183	46.4
Lee Humphrey, Florida	40	113	246	45.9

Three-Point FGs Per Game	G	3FG	SPG
Stephen Sir, Northern Ariz.	30	124	4.1
Will Whittington, Marist	34	137	4.0
Steven Rush, N. C. A&T	30	115	3.8
Tristan Blackwood, Central Conn.	34	122	3.6
Stephen Curry, Davidson	34	122	3.6
Keddrick Mays, Chattanooga	33	118	3.6
Robert McKiver, Houston	33	116	3.5
Daryl Cohen, Southeastern La.	30	105	3.5
A. J. Abrams, Texas	35	120	3.4
Chris Lofton, Tennessee	31	106	3.4

## Team Statistics

Scoring Offense	GM	W-L	PTS	PPG
VMI	33	14-19	3331	100.9
North Carolina	38	31-7	3258	85.7
Eastern Washington	29	15-14	2443	84.2
Northern Arizona	30	18-12	2490	83.0
Cal St. Fullerton	30	20-10	2463	82.1
Texas	35	25-10	2860	81.7
Davidson	34	29-5	2765	81.3
Notre Dame	32	24-8	2592	81.0
Tennessee	35	24-11	2831	80.9
Long Beach State	32	24-8	2575	80.5

Scoring Defense	GM	W-L	PTS	PPG
Princeton	28	11-17	1493	53.3
Air Force	35	26-9	1960	56.0
Southern Ill.	36	29-7	2023	56.2
Illinois	35	23-12	1997	57.1
Butler	36	29-7	2056	57.1
Michigan State	35	23-12	2001	57.2
Miami (Ohio)	33	18-15	1895	57.4
Holy Cross	34	25-9	1954	57.5
Bucknell	31	22-9	1791	57.8
Wisconsin	36	30-6	2083	57.9

Scoring Margin	GM	PTS	OPPG	MAR
Florida	40	79.8	62.6	17.2
North Carolina	38	85.7	68.6	17.1
Kansas	38	78.4	61.7	16.7
Texas A&M	34	75.6	59.4	16.1
Memphis	37	78.9	63.1	15.8
Akron	33	75.3	61.0	14.3
Winthrop	34	74.9	61.4	13.4
Notre Dame	32	81.0	68.0	13.0
Air Force	35	69.0	56.0	13.0
Davidson	34	81.3	68.7	12.6

Field Goal Pct.	GM	FGM	FGA	FG%
Florida	40	1125	2138	52.6
A&M Corpus Christi	33	912	174	52.2
Georgetown	37	923	1826	50.5
North Carolina	38	1187	2379	49.9
Texas A&M	34	908	1823	49.8
Eastern Wash.	29	846	1708	49.5
Northern Arizona	30	873	1766	49.4
Kansas	38	1106	2241	49.4
North Carolina State	36	908	1849	49.1
BYU	34	972	1981	49.1

FG Pct. Defense	GM	OFGM	OFGA	Pct.
Connecticut	31	677	1824	37.1
Texas A&M	34	672	1793	37.5
Syracuse	35	834	2223	37.5
Kansas	38	804	2136	37.6
Georgetown	37	742	1935	38.3
Michigan State	35	671	1746	38.4
Fresno State	32	792	2058	38.5
Maryland	34	823	2117	38.9
Tulsa	31	649	1667	38.9
Alabama A&M	30	707	1814	39.0

Free Throw Pct.	GM	FTM	FTA	Pct.
Villanova	33	594	781	78.1
Utah State	35	492	631	78.0
California	33	400	520	76.9
Oakland	33	546	711	76.8
Oregon	37	531	698	76.1
Green Bay	33	530	697	76.0
Butler	36	553	728	76.0
Harvard	28	497	655	75.9
Florida State	35	498	657	75.8
Robert Morris	28	369	487	75.8

Rebound Margin	GM	RPG	ORPG	Mar
Vermont	33	40.7	31.1	9.6
Washington	32	38.3	29.3	9.0
North Carolina	38	40.8	32.3	8.5
Florida	40	37.6	29.1	8.5
Massachusetts	33	40.4	32.8	7.7
Southern Miss.	31	38.6	31.4	7.2
Tulsa	31	39.7	32.5	7.2
Michigan State	35	34.8	27.8	7.0
Cal St. Northridge	31	38.8	32.0	6.9
Kansas	38	39.7	33.0	6.7

3-point FG Per Game	GM	3FG	SPG
VMI	33	442	13.4
West Virginia	36	371	10.3
Houston	33	330	10.0
Bradley	35	349	10.0
Wofford	30	297	9.9
Pepperdine	31	303	9.8
Davidson	34	328	9.6
Fresno State	32	303	9.5
Oregon	37	350	9.5
New Mexico	32	299	9.3

Won-Lost Percentage	W-L Pct.
Ohio State	35-4 89.7
Memphis	33-4 89.2
Florida	35-5 87.5
Kansas	33-5 86.8
UCLA	30-5 85.7
Nevada	29-5 85.3
Winthrop	29-5 85.3
Davidson	29-5 85.3
Wisconsin	30-6 83.3
North Carolina	31-7 81.6

Blocks Per Game	GM	Blks	BPG
Connecticut	31	264	8.5
Alabama A&M	30	236	7.9
Massachusetts	33	246	7.5
Syracuse	35	250	7.1
Maryland	34	233	6.9
Kansas	38	246	6.5
Fresno State	32	206	6.4
Mississippi State	35	222	6.3
Arkansas	35	221	6.3
Tulane	30	188	6.3

Steals Per Game	GM	STL	SPG
VMI	33	490	14.8
Sacramento State	29	320	11.0
Seton Hall	29	299	10.3
Northwestern St.	32	326	10.2
Missouri	30	302	10.1
East Tenn. St.	34	338	9.9
Georgia Tech	32	316	9.9
Campbell	31	300	9.7
Tennessee	35	336	9.6
Prairie View	30	286	9.5

||
||
||

- INTRO
- THIS IS LSU
- TIGERS
- COACHES
- REVIEW
- PREVIEW**
- RECORDS
- HISTORY
- LSU
- MEDIA



## EA Sports Maui Invitational

The Tigers will make their third trip to the island of Maui for the most prestigious preseason tournament year in and year out, the EA Sports Maui Invitational at the famous Lahaina Civic Center.

The Tigers are 2-4 in their two appearances, in 1992 and 1996, going 1-2 each time.

This will mark the 24th year of the eight-team tournament that is played in an upstairs gymnasium less than 1,000 yards from the Pacific Ocean.

ESPN, ESPN2 and ESPNU will again combine to offer live television coverage of all 12 tournament games. In addition, ESPN360.com will provide live simulcasts of the games televised on ESPN and ESPN2.

First-round action tips off on Nov. 19 with tournament host Chaminade taking on former national champion and Maui newcomer, Marquette. The winner of this tournament opener will tackle the winner of Game Two, in which the Tigers of John Brady will face Maui rookie Oklahoma State, coached by Sean Sutton. In the other half of the tournament bracket, first-year coach Sydney Johnson guides Princeton on its maiden voyage to Maui for a duel with Mike Krzyzewski's Duke Blue Devils. The final first-round game matches 1994 Maui titleholder Arizona State against Illinois, a team that has second and third place finishes at Maui.

Duke will be going for a fourth Maui title as the only team to go 9-0 in the event. Duke beat LSU in the 1992 semifinals en route to the title.

LSU's opening game is set for 4 p.m. CST on Nov. 19 and its Nov. 20 game with either Chaminade or Marquette is scheduled for either 12:30 p.m. or 6 p.m. CST



## Pizza Hut Big East/SEC Invitational

ESPN, in conjunction with the Big East Conference and the SEC announced the creation of the Pizza Hut Big East/SEC Invitational, an annual two-night men's college basketball event featuring four games from two sites to be televised live on ESPN and ESPN2 on Dec. 5-6.

Four different teams from each conference will be selected to participate for the next four years and the format will feature doubleheaders played at two off-campus sites.

LSU will be part of the doubleheader on Dec. 6 at the Wachovia Center in Philadelphia, taking on Villanova at 8:30 p.m. CST following the South Carolina-Providence game.

Teams invited to participate in the Pizza Hut Big East/SEC Invitational are chosen by ESPN in consultation with the conferences and are based on geographic and competitive criteria.

The Big East and SEC have combined to produce four of the last five NCAA champions (Florida - 2007 and 2006, UConn - 2004, Syracuse - 2003) and seven of the last 12 national champions (UConn - 1999, Kentucky - 1998 and 1996).

### Pizza Hut Big East/SEC Invitational Dec. 5 (Birmingham Jefferson Civic Center, Birmingham, Ala.)

6 p.m. -- West Virginia vs. Auburn -- ESPN2

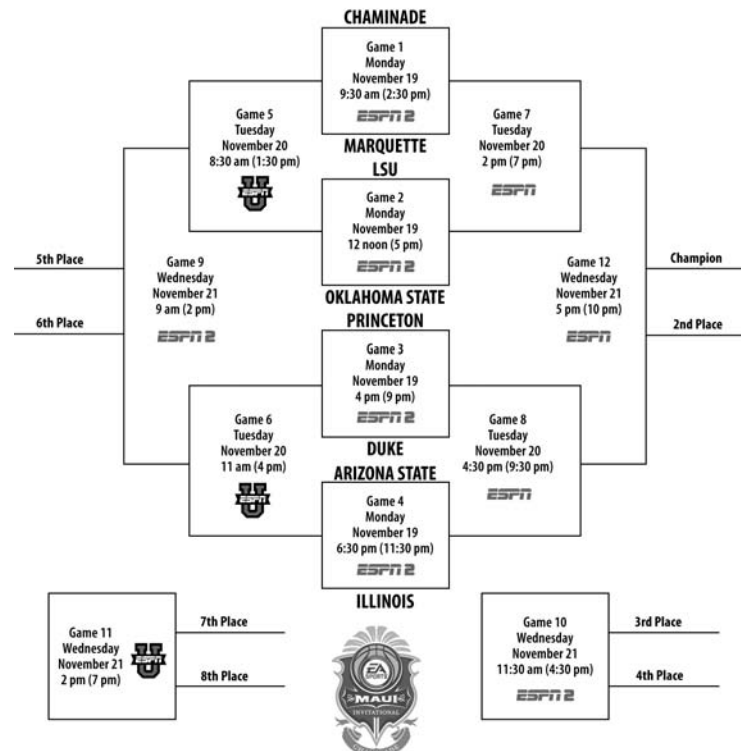
8:30 p.m. -- Georgetown vs. Alabama -- ESPN

### Dec. 6 (The Wachovia Center, Philadelphia, Pa.)

6 p.m. -- South Carolina vs. Providence -- ESPN2

8:30 p.m. -- LSU vs. Villanova -- ESPN

24th Annual  
**EA SPORTS™**  
**MAUI INVITATIONAL**  
HOSTED BY CHAMINADE UNIVERSITY  
November 19, 20 and 21, 2007 • Lahaina Civic Center, Maui, HI



Times listed are Hawaiian Standard Time (Eastern in parenthesis)  
Hawaiian Standard Time is four hours behind Baton Rouge.

# Non-Conference Opponents

INTRO

THIS IS LSU

TIGERS

COACHES

REVIEW

PREVIEW

RECORDS

HISTORY

LSU

MEDIA

## Arizona State

Potential EA Sports Maui Inv. Opponent  
Nov. 21, TBA  
Lahaina Civic Center  
Maui, Hawaii  
ESPN



### General Information

Location: Tempe, Ariz.  
Enrollment: 63,278  
Nickname: Sun Devils  
Colors: Maroon and Gold  
Arena: Wells Fargo Arena (14,198)  
Conference: Pacific-10  
Athletics Director: Lisa Love

### Basketball Information

Head Coach: Herb Sendek  
Alma Mater: Carnegie-Mellon, '85  
School Record: 8-22 (1 year)  
Career Record: 262-180 (14 years)  
Assistant Coaches: Mark Phelps, Dedrique Taylor, Scott Pera  
2006-07 Record: 8-22  
Conference Record/Finish: 2-16  
Letterman Returning/Lost: 7/5  
Starters Returning/Lost: 3/2  
Series Record: First meeting

### Sports Information

MBB Contact: Doug Tammaro  
Office Phone: (480) 965-5799  
Office Fax: (480) 965-5408  
Tammaro's E-mail: tammaro@asu.edu  
Press Row: (480) 965-4778 ext: 7274  
Website: www.thesundevils.com  
Mailing Address: 500 Veteran's Way, Carson Athletic Center, Tempe, AZ 85287

## Duke

Possible EA Sports Maui Inv. Opponent  
Nov. 21, TBA  
Lahaina Civic Center  
Maui, Hawaii  
ESPN



### General Information

Location: Durham, N.C.  
Enrollment: 6,197  
Nickname: Blue Devils  
Colors: Royal Blue and White  
Arenas: Cameron Indoor Stadium (9,314)  
Conference: Atlantic Coast  
Athletics Director: Joe Alleva

### Basketball Information

Head Coach: Mike Krzyzewski  
Alma Mater: Army, '69  
School Record: 702-202 (27 years)  
Career Record: 775-261 (32)  
Assistant Coaches: Johnny Dawkins, Steve Wojciechowski, Chris Collins  
2006-07 Record: 22-11  
Conference Record/Finish: 8-8/tie 6th  
Letterman Returning/Lost: 10/5  
Starters Returning/Lost: 4/1  
Series Record: Duke leads, 5-2

### Sports Information

MBB Contact: Matt Plizga  
Office Phone: (919) 668-1712  
Office Fax: (919) 684-6186  
Plizga's E-mail: plizga@duke.edu  
Press Row: (919) 684-6186  
Website: www.goduke.com  
Mailing Address: Box 90577, Durham, N.C. 27708

## Marquette

Possible EA Sports Maui Inv. Opponent  
Nov. 20, 6 p.m.  
Lahaina Civic Center  
Maui, Hawaii  
ESPN



### General Information

Location: Milwaukee, Wis.  
Enrollment: 11,000  
Nickname: Golden Eagles  
Colors: Blue and Gold  
Arena: Bradley Center (18,850)  
Conference: Big East  
Interim Athletics Director: Steve Cottingham

### Basketball Information

Head Coach: Tom Crean  
Alma Mater: Central Michigan, '89  
School Record: 165-86 (8 seasons)  
Career Record: 165-86 (8 seasons)  
Assistant Coaches: Tim Buckley, Bennie Seltzer, Buzz Williams  
2006-07 Record: 24-10  
Conference Record/Finish: 10-6/tie 5th  
Letterman Returning/Lost: 10/3  
Starters Returning/Lost: 5/0  
Series Record: Marquette leads, 1-0

### Sports Information

MBB Contact: Scott Kuykendall  
Office Phone: (414) 288-4794  
Office Fax: (414) 288-6519  
Kuykendall's E-mail: scott.kuykendall@marquette.edu  
Press Row: (414) 227-0580  
Website: www.gomarquette.com  
Mailing Address: Al McGuire Center, 770 N. 13th Street, Milwaukee, WI 53233-2203

## Chaminade

Possible EA Sports Maui Inv. Opponent  
Nov. 20, 12:30 p.m.  
Lahaina Civic Center  
Maui, Hawaii  
ESPNU



### General Information

Location: Honolulu, Hawaii  
Enrollment: 2,132  
Nickname: Silverswords  
Colors: Royal Blue and White  
Arena: McCabe Gym  
Conference: Pacific West  
Athletics Director: Kaia Hedlund

### Basketball Information

Head Coach: Matt Mahar  
Alma Mater: Johnson State College, 1996  
School Record: 35-20 (2 years)  
Career Record: 35-20 (2 years)  
Assistant Coaches: Maurice Maggiolino, Adam Riese  
2006-07 Record: 16-11  
Conference Record/Finish: 8-7/3rd  
Letterman Returning/Lost: 7/2  
Starters Returning/Lost: 4/1  
Series Record: LSU leads, 2-0

### Sports Information

MBB Contact: John Hemenway  
Office Phone: (808) 735-4790  
Office Fax: (808) 739-4695  
Hemenway's E-mail: jhemenwa@chaminade.edu  
Press Row: (808) 735-4790  
Website: www.chaminade.edu  
Mailing Address: 3140 Waialae Avenue, Honolulu, HI 96816

## Illinois

Possible EA Sports Maui Inv. Opponent  
Nov. 21, TBA  
Lahaina Civic Center  
Maui, Hawaii  
ESPN



### General Information

Location: Urbana-Champaign, Ill.  
Enrollment: 41,398  
Nickname: Fighting Illini  
Colors: Orange and Blue  
Arenas: Assembly Hall (16,618)  
Conference: Big Ten  
Athletics Director: Ron Guenther

### Basketball Information

Head Coach: Bruce Weber  
Alma Mater: Wisconsin-Milwaukee, '78  
School Record: 112-28 (4 years)  
Career Record: 215-82 (9 years)  
Assistant Coaches: Gary Nottingham, Wayne McClain, Jay Price  
2006-07 Record: 23-12  
Conference Record/Finish: 9-7/tie 4th  
Letterman Returning/Lost: 9/3  
Starters Returning/Lost: 3/2  
Series Record: Illinois leads, 2-0

### Sports Information

MBB Contact: Derrick Burson  
Office Phone: (217) 333-1391  
Office Fax: (217) 333-5540  
Burson's E-mail: burson@uiuc.edu  
Press Row: (217) 333-227  
Website: www.fightingillini.com  
Mailing Address: Bielfeldt Athletics Administration Building, 1700 South Fourth St., Champaign, IL 61820

## McNeese St.

Nov. 14, 7 p.m.  
Maravich Center  
Baton Rouge, La.  
CST



### General Information

Location: Lake Charles, La.  
Enrollment: 8,800  
Nickname: Cowboys  
Colors: Blue and Gold  
Arena: Burton Coliseum (8,000)  
Conference: Southland  
Athletics Director: Tommy McClelland

### Basketball Information

Head Coach: Dave Simmons  
Alma Mater: Louisiana Tech, '81  
School Record: 15-17 (1 year)  
Career Record: 15-17 (1 year)  
Assistant Coaches: David Dumars, T.J. Marcus, Edward Garriet  
2006-07 Record: 15-17  
Conference Record/Finish: 9-6/4th  
Letterman Returning/Lost: 10/2  
Starters Returning/Lost: 4/1  
Series Record: LSU leads, 16-0

### Sports Information

MBB Contact: Louis Bonnette  
Office Phone: (337) 475-5207  
Office Fax: (337) 475-5202  
Bonnette's E-mail: lbbonnette@mcneese.edu  
Press Row: (337) 475-8008  
Website: www.mcneesesports.com  
Mailing Address: Box 92735, McNeese State, LA 70609

- INTRO
- THIS IS LSU
- TIGERS
- COACHES
- REVIEW
- PREVIEW**
- RECORDS
- HISTORY
- LSU
- MEDIA

## Nicholls State

Nov. 28, 7 p.m.  
Maravich Center  
Baton Rouge, La.  
CST



### General Information

Location: Thibodaux, La.  
Enrollment: 6,814  
Nickname: Colonels  
Colors: Red and Gray  
Arenas: Stoper Gym (3,800)  
Conference: Southland Conference  
Athletics Director: Rob Bernardi

### Basketball Information

Head Coach: J.P. Piper  
Alma Mater: Southeastern Louisiana, 1991  
School Record: 23-61 (3 years)  
Career Record: 23-61 (3 years)  
Assistant Coaches: Kevin Johnson, Jethro Hillman  
2006-07 Record: 8-22  
Conference Record/Finish: 5-11/9th  
Letterman Returning/Lost: 6/1  
Starters Returning/Lost: 4/1  
Series Record: LSU leads, 13-0

### Sports Information

MBB Contact: Brandon Rizzuto  
Office Phone: (985) 448-4281  
Office Fax: (985) 448-4924  
Rizzuto's E-mail: Brandon.rizzuto@nicholls.edu  
Press Row: (985) 448-4294  
Website: www.colonelsports.com  
Mailing Address: Nicholls State University, Barker Hall  
Sports Information, P.O. Box 2032, Thibodaux, LA 70310

## Oklahoma St.

EA Sports Maui Inv. First-Round  
Opponent  
Nov. 19, 4 p.m.  
Lahaina Civic Center  
Maui, Hawaii  
ESPN2



### General Information

Location: Stillwater, Okla.  
Enrollment: 32, 721  
Nickname: Cowboys  
Colors: Orange and Black  
Arenas: Gallagher-Iba Arena (13,611)  
Conference: Big 12  
Athletics Director: Mike Holder

### Basketball Information

Head Coach: Sean Sutton  
Alma Mater: Oklahoma State, '92  
School Record: 22-13 (1 year)  
Career Record: 22-13 (1 year)  
Assistant Coaches: James Dickey, Kyle Keller  
2006-07 Record: 22-13  
Conference Record/Finish: 6-10/7th  
Letterman Returning/Lost: 6/4  
Starters Returning/Lost: 3/2  
Series Record: LSU leads, 2-1

### Sports Information

MBB Contact: Mike Noteware  
Office Phone: (405) 744-7714  
Office Fax: (405) 744-7754  
Noteware's E-mail: mike.noteware@okstate.edu  
Press Row: (405) 744-5757  
Website: www.okstate.com  
Mailing Address: 220 Athletics Center, Oklahoma State University, Stillwater, OK 74078

## Princeton

Possible EA Sports Maui Inv. Opponent  
Nov. 21, TBA  
Lahaina Civic Center  
Maui, Hawaii  
ESPN



### General Information

Location: Princeton, N.J.  
Enrollment: 4,600  
Nickname: Tigers  
Colors: Orange and Black  
Arenas: Jadwin Gymnasium (6,854)  
Conference: Ivy  
Athletics Director: Gary D. Walters

### Basketball Information

Head Coach: Sydney Johnson  
Alma Mater: Princeton, '97  
School Record: First year  
Career Record: First year  
Assistant Coaches: Tony Newsom, Brian Earl  
2006-07 Record: 11-17  
Conference Record/Finish: 2-12/8th  
Letterman Returning/Lost: 13/3  
Starters Returning/Lost: 3/2  
Series Record: First meeting

### Sports Information

MBB Contact: David Rosenfeld  
Office Phone: (609) 258-5655  
Office Fax: (609) 258-2399  
Rosenfeld's E-mail: daverose@princeton.edu  
Press Row: (609) 258-2130  
Website: www.goprincetontigers.com  
Mailing Address: P.O. Box 71, Jadwin Gymnasium,  
Princeton, NJ 08542

## Northwestern State

Dec. 15, 7 p.m.  
Maravich Center  
Baton Rouge, La.



### General Information

Location: Natchitoches, La.  
Enrollment: 9,431  
Nickname: Demons  
Colors: Purple, White and Orange Trim  
Arenas: Prather Coliseum (3,600)  
Conference: Southland  
Athletics Director: Greg Burke

### Basketball Information

Head Coach: Mike McConathy  
Alma Mater: Louisiana Tech, '77  
School Record: 130-117 (8 years)  
Career Record: 482-276 (24 years)  
Assistant Coaches: Mark Slessinger, Jeff Moore, Bob Austin  
2006-07 Record: 17-15  
Conference Record/Finish: 10-6/1st East  
Letterman Returning/Lost: 9/6  
Starters Returning/Lost: 3/2  
Series Record: LSU leads, 12-6

### Sports Information

MBB Contact: Doug Ireland  
Office Phone: (318) 357-6467  
Office Fax: (318) 357-4515  
Ireland's E-mail: Ireland@nsula.edu  
Press Row: (318) 357-4544  
Website: www.nsudemons.com  
Mailing Address: 398 South Jefferson, Natchitoches, LA 71459

## Oregon State

Dec. 22, 2 p.m.  
Maravich Center  
Baton Rouge, La.  
CST



### General Information

Location: Corvallis, Ore.  
Enrollment: 19,000  
Nickname: Beavers  
Colors: Orange and Black  
Arena: Gill Coliseum (10,400)  
Conference: Pacific-10  
Athletics Director: Bob De Carolis

### Basketball Information

Head Coach: Jay John  
Alma Mater: Arizona, '81  
School Record: 66-85 (5 years)  
Career Record: 66-85 (5 years)  
Assistant Coaches: Kevin Mouton, Brian Loyd, Jerome Francis Jr.  
2006-07 Record: 11-21  
Conference Record/Finish: 3-15/9th  
Letterman Returning/Lost: 7/7  
Starters Returning/Lost: 2/3  
Series Record: LSU leads, 4-1

### Sports Information

MBB Contact: Steve Fenk  
Office Phone: (541) 737-3720  
Office Fax: (541) 737-3072  
Fenk's E-mail: steve.fenk@oregonstate.edu  
Press Row: (541) 737-3072  
Website: www.osubeavers.com  
Mailing Address: 114 Gill Coliseum, Corvallis OR 97331

## Southeastern Louisiana

Nov. 12, 7 p.m.  
Maravich Center  
Baton Rouge, La.  
CST



### General Information

Location: Hammond, La.  
Enrollment: 15,118  
Nickname: Lions  
Colors: Green and Gold  
Arenas: University Center (7,500)  
Conference: Southland  
Athletics Director: Dr. Joel Erdmann

### Basketball Information

Head Coach: Jim Yarbrough  
Alma Mater: Florida State, '87  
School Record: 32-26 (2 years)  
Career Record: 129-68 (6 years)  
Assistant Coaches: Roman Banks, Morris Scott, Larry Cordaro  
2006-07 Record: 16-14  
Conference Record/Finish: 8-8/tie 5th  
Letterman Returning/Lost: 4/6  
Starters Returning/Lost: 1/4  
Series Record: LSU leads, 7-1

### Sports Information

MBB Contact: Matt Sullivan  
Office Phone: (985) 549-2142  
Office Fax: (985) 549-2326  
Sullivan's E-mail: rsullivan@selu.edu  
Press Row: (985) 549-2326  
Website: www.selu.edu  
Mailing Address: Southeastern Sports Information, SLU,  
10309 Hammond, LA 70402



# Non-Conference Opponents

INTRO

THIS IS LSU

TIGERS

COACHES

REVIEW

PREVIEW

RECORDS

HISTORY

LSU

MEDIA

## Southern

Dec. 1, 1 p.m.  
Maravich Center  
Baton Rouge, La.



### General Information

Location: Baton Rouge, La.  
Enrollment: 7,500  
Nickname: Jaguars  
Colors: Columbia Blue and Gold  
Arenas: F.G. Clark Activity Center (7,500)  
Conference: Southwestern Athletic  
Athletics Director: Greg LaFleur

### Basketball Information

Head Coach: Rob Spivery  
Alma Mater: Ashland, '72  
School Record: 29-34 (2 years)  
Career Record: 318-300 (21 years)  
Assistant Coaches: Joe Proctor, Sean LeBeauf, Sheldon Jones  
2006-07 Record: 10-21  
Conference Record/Finish: 9-9/5th  
Letterman Returning/Lost: 8/2  
Starters Returning/Lost: 4/1  
Series Record: LSU leads, 7-0

### Sports Information

MBB Contact: Kevin Manns  
Office Phone: (225) 771-2601  
Office Fax: (225) 771-2896  
Mann's E-mail: kevinmanns@gmail.com  
Press Row: (225) 771-3542  
Website: www.subr.edu/athletics  
Mailing Address: P.O. Box 9972 Harding Blvd., Baton Rouge, LA 70813

## Tulane

Jan. 2, 7 p.m.  
New Orleans Arena  
New Orleans, La.



### General Information

Location: New Orleans, La.  
Enrollment: 10,606  
Nickname: Green Wave  
Colors: Olive Green and Sky Blue  
Arenas: Fogelman Arena (3,600)  
Conference: Conference USA  
Athletics Director: Rick Dickson

### Basketball Information

Head Coach: Dave Dickerson  
Alma Mater: Maryland, '90  
School Record: 29-30 (2 years)  
Career Record: 29-30 (2 years)  
Assistant Coaches: Dick Bender, Chris Hawkins, Andrew Novick  
2006-07 Record: 17-13  
Conference Record/Finish: 9-7/ tie 4th  
Letterman Returning/Lost: 7/3  
Starters Returning/Lost: 4/1  
Series Record: LSU leads, 124-83

### Sports Information

MBB Contact: Roger Dunaway  
Office Phone: (504) 862-8240  
Office Fax: (504) 865-5379  
Dunaway's E-mail: roger@tulane.edu  
Press Row: (504) 862-2122  
Website: www.tulangrenwave.com  
Mailing Address: James W. Wilson Jr. Center, Ben Weiner Drive, New Orleans, LA 70118

## Washington

Dec. 29, 2 p.m.  
Maravich Center  
Baton Rouge, La.  
FSN



### General Information

Location: Seattle, Wash.  
Enrollment: 42,000  
Nickname: Huskies  
Colors: Purple and Gold  
Arena: Bank of America Arena (10,000)  
Conference: Pacific-10  
Athletics Director: Todd Turner

### Basketball Information

Head Coach: Lorenzo Romar  
Alma Mater: Cincinnati '92  
School Record: 103-55 (5 years)  
Career Record: 196-143 (11 years)  
Assistant Coaches: Cameron Dollar, Jim Shaw, Paul Fortier  
2006-07 Record: 19-13  
Conference Record/Finish: 8-10/7th  
Letterman Returning/Lost: 7/4  
Starters Returning/Lost: 4/1  
Series Record: LSU leads 3-2

### Sports Information

MBB Contact: Dan Lepse  
Office Phone: (206) 685-3120  
Office Fax: (206) 543-5000  
Lepse's E-mail: dsarge@u.washington.edu  
Press Row: (206) 543-2230  
Website: www.gohuskies.com  
Mailing Address: 229 Graves Building, Box 354070, Seattle, WA 98195

## Texas A&M

Jan. 5, 7 p.m.  
Reed Arena  
College Station, Texas  
ESPNU



### General Information

Location: College Station, Texas  
Enrollment: 45,000  
Nickname: Aggies  
Colors: Maroon and White  
Arenas: Reed Arena (12,500)  
Conference: Big 12  
Athletics Director: Bill Byrne

### Basketball Information

Head Coach: Mark Turgeon  
Alma Mater: Kansas, '87  
School Record: First year  
Career Record: 153-118 (9 years)  
Assistant Coaches: Scott Spinelli, Pooh Williamson, Byron Smith  
2006-07 Record: 27-7  
Conference Record/Finish: 13-3/2nd  
Letterman Returning/Lost: 10/7  
Starters Returning/Lost: 3/2  
Series Record: LSU leads, 14-9

### Sports Information

MBB Contact: Colin Killian  
Office Phone: (979) 845-3289  
Office Fax: (979) 845-0564  
Killian's E-mail: ckillian@athletics.tamu.edu  
Press Row: (979) 862-6944  
Website: www.aggieathletics.com  
Mailing Address: P.O. Box 30017, College Station, TX 77842

## Villanova

Pizza Hut Big East/Southeastern  
Conference Challenge  
Dec. 6, 2007  
Wachovia Center  
Philadelphia, Pa.  
ESPN



### General Information

Location: Villanova, Pa.  
Enrollment: 6,240  
Nickname: Wildcats  
Colors: Blue and White  
Arenas: The Pavilion (6,500), Wachovia Center (20,056)  
Conference: Big East  
Athletics Director: Vince Nicasro

### Basketball Information

Head Coach: Jay Wright  
Alma Mater: Bucknell, '83  
School Record: 126-70 (6 years)  
Career Record: 248-155 (13 years)  
Assistant Coaches: Ed Pinckney, Patrick Chambers  
2006-07 Record: 22-11  
Conference Record/Finish: 9-7/tie 7th  
Letterman Returning/Lost: 9/5  
Starters Returning/Lost: 2/3  
Series Record: Series tied, 2-2

### Sports Information

MBB Contact: Mike Sheridan  
Office Phone: (610) 519-4120  
Office Fax: (610) 519-7323  
Sheridan's E-mail: Michael.sheridan@villanova.edu  
Press Row: 610 (519-4130  
Website: www.villanova.cstv.com  
Mailing Address: Villanova University Athletics, 800 East Lancaster Avenue, Jake Nevin Fieldhouse, Villanova, PA 19085

## Wichita State

Dec. 19, 7 p.m.  
Charles Koch Arena  
Wichita, Kansas



### General Information

Location: Wichita, Kansas  
Enrollment: 14,298  
Nickname: Shockers  
Colors: Black and Yellow  
Arenas: Charles Koch Arena (10,478)  
Conference: Missouri Valley  
Athletics Director: Jim Schaus

### Basketball Information

Head Coach: Gregg Marshall  
Alma Mater: Randolph-Macon, '85  
School Record: First year  
Career Record: 194-83 (9 years)  
Assistant Coaches: Earl Grant, Chris Jans, Marty Gross  
2006-07 Record: 17-14  
Conference Record/Finish: 8-10/6th  
Letterman Returning/Lost: 7/7  
Starters Returning/Lost: 2/3  
Series Record: Wichita State leads, 2-1

### Sports Information

MBB Contact: Larry Rankin  
Office Phone: (316) 978-3265  
Office Fax: (316) 978-3336  
Rankin's E-mail: lrankin@goshockers.com  
Press Row: (316) 978-3390  
Website: www.goshockers.com  
Mailing Address: Office of Athletic Media Relations, 1845 Fairmount, Wichita, KS 67260-0018



- INTRO
- THIS IS LSU
- TIGERS
- COACHES
- REVIEW
- PREVIEW
- RECORDS
- HISTORY
- LSU
- MEDIA

Throughout its 75-year history, the Southeastern Conference has been a leader in the integration of athletic competition and higher education.

Since its formation in 1933, the SEC has achieved both stature and stability by designating governing/voting power to the presidents of the member institutions. They have determined the policies of the conference and through the years this involvement has been the principal source of strength in the evolution of the SEC.

Intercollegiate athletics has encountered many challenges in the 1990s and again the SEC provided guidance. In 1993, the member institutions adopted The Principles of Gender Equity. Committed to increasing the quantity and quality of women's athletic opportunities, each school provides at least two more women's intercollegiate programs than the number of men's.

Faced with the task of conference realignment after competing with 10 members since 1966, the SEC welcomed the University of Arkansas and the University of South Carolina in 1991.

SEC schools began athletic competition with one another almost 100 years ago as members of the Southern Intercollegiate Athletic Association.

Seven institutions (Alabama, Auburn, Georgia, Georgia Tech, North Carolina, Sewanee and Vanderbilt) attended the SIAA organizational meeting of faculty representatives in Atlanta in 1894.

Basketball moved quickly to the South as Vanderbilt was playing at the Nashville YMCA in 1893, just two years after Dr. James Naismith originated the game at Springfield (Mass.) College. Basketball became an intercollegiate sport in 1901 and in 1908 Vanderbilt was meeting Columbia and Yale intersectionally.

The seven-member SIAA expanded to 19 institutions in 1895 and by 1920 there were 30 members.

The larger schools reorganized as the Southern Conference in 1920. Despite an original limit of 16, the membership grew to 23 by 1928.

The 13 members west and south of the Appalachian Mountains reorganized as the Southeastern Conference at the annual SC meeting in 1932. The 10 coast members remained in the Southern Conference. Charter members of the new conference were: Alabama, Auburn, Florida, Georgia, Georgia Tech, Kentucky, LSU, Mississippi, Mississippi State, Sewanee, Tennessee, Tulane and Vanderbilt. (Sewanee withdrew in 1940, Georgia Tech in 1964 and Tulane in 1966).

The first SEC champions were crowned in 1933 in four sports (baseball, basketball, football and outdoor track). The league's inaugural championship event was a basketball tournament in Atlanta in 1933. Records show the first men's team title for cross-country was awarded in 1935, while golf and swimming were added in 1937. The league later began hosting championships in tennis (1953) and indoor track (1957).

In the 1979-80 academic year SEC championships for women were recognized in basketball, tennis and volleyball. The following year golf, gymnastics, swimming and track and field were added. The administration of women's athletics officially came under the auspices of the conference office in 1984.

The SEC currently regulates nine men's sports and 11 women's sports: Men—baseball, basketball, football, golf, swimming, tennis and track (cross country, indoor and outdoor). Women—basketball, golf, gymnastics, soccer, softball, swimming, tennis, track (cross country, indoor and outdoor) and volleyball.



The SEC office is located in Birmingham, Ala.



**Michael L. Slive**  
Commissioner

## SEC Commissioner

The office of the commissioner was formed in 1940 in Jackson due to the great amount of detail work developing, especially in recruiting and eligibility. Former Mississippi Governor Martin S. Conner took office as commissioner Aug. 21, 1940. Conner later became ill and the secretary of the conference, Dean N.W. Dougherty of Tennessee, served as acting commissioner during the fall of 1946.

The office moved to Birmingham with the appointing of Bernie H. Moore as the second full-time commissioner on Feb. 21, 1948. Moore, a former LSU coach, guided the SEC to national respect in his 18-year tenure. A.M. (Tonto) Coleman succeeded Moore upon his retirement April 1, 1966. The Alabama native, who was reared in Texas and experienced in athletic coaching and administration, served six and a half years.

Dr. H. Boyd McWhorter, then Dean of Arts and Sciences at Georgia, secretary of the league since 1967, accepted the position upon the retirement of Coleman Aug. 1, 1972. Under his leadership the SEC experienced

unparalleled growth. In McWhorter's first year the SEC distributed \$1.57 million and 14 years later (1986), the league distributed \$15 million in revenue to the member institutions.

Dr. Harvey W. Schiller, an Air Force colonel and faculty chair at the U. S. Air Force Academy, followed McWhorter upon retirement, taking office Sept. 15, 1986. Under his guidance the SEC established itself as a leader in the areas of athletic scholarship and marketing.

Roy F. Kramer succeeded Schiller on Jan. 10, 1990. Kramer, who has served on numerous NCAA committees, joined the league office after spending 12 years as athletic director at Vanderbilt. Kramer held the office of Commissioner for more than 12 years before retiring in the summer of 2002.

Michael L. Slive, who served as Commissioner of Conference USA for seven years, was appointed the seventh Commissioner of the Southeastern Conference on July 2, 2002.

- INTRO
- THIS IS LSU
- TIGERS
- COACHES
- REVIEW
- PREVIEW
- RECORDS
- HISTORY
- LSU
- MEDIA

## LSU on Television in 2007-2008

The LSU Tigers have been featured on television over 20 times each of the last three seasons, including a school record 26 times during the 2006 Final Four season and 24 television appearances during the 2006-07 season. This year, the Tigers are scheduled for a minimum of 22 television appearances as part of the Lincoln Financial Sports, ESPN, Fox Sports Net and CBS packages, along with LSU's contract with regional sports network, CST.

DATE	OPPONENT	LOCATION	TIME	NETWORK
Nov. 12	Southeastern Louisiana	Baton Rouge, La.	7 p.m.	CST
Nov. 14	McNeese State	Baton Rouge, La.	7 p.m.	CST
Nov. 19	Oklahoma State	Lahaina, Maui	4 p.m.	ESPN2
Nov. 20	Marquette/Chaminade	Lahaina, Maui	TBA	ESPNU/ESPN
Nov. 21	TBA	Lahaina, Maui	TBA	ESPN
Nov. 28	Nicholls State	Baton Rouge, La.	7 p.m.	CST
Dec. 6	Villanova	Philadelphia, Pa.	8:30 p.m.	ESPN
Dec. 22	Oregon State	Baton Rouge	2 p.m.	CST
Dec. 29	Washington	Baton Rouge	2 p.m.	FSN
Jan. 5	Texas A&M	College Station, Texas	7 p.m.	ESPNU
Jan. 12	Ole Miss	Oxford, Miss.	5 p.m.	FSN
Jan. 19	Vanderbilt	Nashville, Tenn.	Noon	LF Sports
Jan. 26	Arkansas	Baton Rouge	8 p.m.	ESPN Classic
Feb. 2	Alabama	Tuscaloosa, Ala.	2 p.m.	LF Sports
Feb. 9	Tennessee	Baton Rouge, La.	2 p.m.	LF Sports
Feb. 13	Florida	Gainesville, Fla.	7 p.m.	LF Sports
Feb. 16	Kentucky	Baton Rouge, La.	Noon	LF Sports
Feb. 20	Arkansas	Fayetteville, Ark.	7 p.m.	LF Sports
Feb. 23	Ole Miss	Baton Rouge, La.	5 p.m.	FSN
March 2	Georgia	Baton Rouge, La.	1 p.m.	LF Sports
March 5	Alabama	Baton Rouge, La.	7 p.m.	CST
March 8	Wild Card Games	TBA	TBA	LFS, ESPN

All times listed are Central Standard. LSU's games in the SEC Tournament will also be televised by Lincoln Financial Sports (first three days) and the championship game will be on CBS. All NCAA Tournament games will be televised by CBS.

## SEC on Television in 2007-2008

### November

6	Central Arkansas at Kentucky	ESPNU	6 p.m.
7	TBA at Kentucky	ESPNU	6 p.m.
9	Temple at Tennessee	FSN	6:30 p.m.
12	Southeastern Louisiana at LSU	CST	7 p.m.
14	McNeese State at LSU	CST	7 p.m.
15	Clemson at Mississippi State	FSN	7 p.m.
	Arkansas vs. College of Charleston	ESPNU	4 p.m.
16	TBA vs. Arkansas	ESPNU	TBA
	TBA vs. Kentucky	ESPN2	TBA
17	Southern Cal at South Carolina	CSS	6:30
18	TBA vs. Arkansas	ESPN	TBA
19	Oklahoma State vs. LSU (Maui)	ESPN2	4 p.m.
20	LSU vs. Marquette/Chaminade	ESPNU/ESPN	TBA
	Middle Tennessee at Tennessee	SS	6:30 p.m.
	North Florida at Florida	SUN	7 p.m.
21	LSU vs. TBA (Maui)	ESPN	TBA
	Liberty at Kentucky	FSN South	6 p.m.
22	South Carolina vs. Penn State	ESPN2	11 a.m.
	Mississippi State vs. UC Irvine	ESPU	1 p.m.
23	Mississippi State vs. TBA	ESPN2	TBA
	Florida State at Florida	SUN	7 p.m.
	Vanderbilt vs. Utah State	CSTV	9 p.m.
	South Carolina vs. TBA	ESPN2	TBA
24	Texas Southern at Kentucky	FSN	TBA
25	South Carolina vs. TBA	ESPN	TBA
	Mississippi State vs. TBA	ESPN	TBA
27	Stetson at Florida	FSN	6 p.m.
	Stony Brook at Kentucky	FSN	6 p.m.
	North Carolina A&T at Tennessee	SS	6:30 p.m.
28	Nicholls State at LSU	CST	7 p.m.
	Missouri at Arkansas	ARSN	7:05 p.m.
	Alabama at Texas A&M	ESPNU	8 p.m.
29	South Alabama at Vanderbilt	CSS	7 p.m.
30	Florida vs. Vermont	SUN	6 p.m.
	Louisiana-Lafayette at Tennessee	SS	6:30 p.m.

### December

1	North Carolina at Kentucky	ESPN2	1 p.m.
	Georgia Tech at Vanderbilt	FSN	Noon
	South Carolina at Clemson	FSN	3 p.m.
3	Missouri State at Arkansas	FSN	7 p.m.
	Jacksonville at Florida	SUN	6 p.m.
5	Georgetown vs. Alabama	ESPN	6 p.m.
	Florida A&M at Florida	SUN	6 p.m.
	West Virginia vs. Auburn	ESPN	8:30 p.m.
	Wake Forest at Vanderbilt	FSN	7 p.m.
6	South Carolina vs. Providence	ESPN	6 p.m.
	LSU vs. Villanova	ESPN	8:30 p.m.
8	Wake Forest at Georgia	FSN	1 p.m.
	Kentucky at Indiana	CBS	2:45 p.m.
	Lipscomb at Vanderbilt	CSS	7 p.m.
12	Texas San-Antonio at Arkansas	ARSN	7 p.m.
13	Miami (Fla.) at Mississippi State	FSN	7 p.m.
15	UAB vs. Kentucky (Louisville)	ESPN	1 p.m.
	Miami at Mississippi State	FSN	7 p.m.
	Arkansas at Oklahoma	ESPN2	2 p.m.
	Florida vs. Georgia Southern	SUN	2 p.m.
	Auburn vs. Southern	CSS	5 p.m.
	Mississippi State at South Alabama	CSS	7 p.m.

	Tennessee at Western Kentucky	ESPNU	8:30 p.m.
18	Kentucky at Houston	ESPN	8 p.m.
19	Charleston Southern at Florida	SUN	6 p.m.
	Baylor at South Carolina	CSS	6:30 p.m.
	UNC-Asheville at Tennessee	SS	6:30 p.m.
22	Northwestern State at Arkansas	ARSN	7:05 p.m.
	Florida at Ohio State	CBS	2:45 p.m.
	Charleston at South Carolina	FSN	2 p.m.
	Oregon State at LSU	CST	2 p.m.
	Tennessee Tech at Kentucky	FSN	Noon
	Alabama A&M at Auburn	CSS	1 p.m.
	Tennessee at Xavier	ESPN	1 p.m.
	Arkansas vs. Appalachian State	ARSN	2:05 p.m.
	Tennessee State at Vanderbilt	CSS	8 p.m.
29	San Diego at Kentucky	ESPN2	1 p.m.
	Washington at LSU	FSN	2 p.m.
	Missouri at Mississippi State	FSN	4 p.m.
	Louisiana-Monroe at Arkansas	ARSN	2:05 p.m.
	Tennessee vs. Gonzaga	ESPN2	3 p.m.
	Florida vs. Temple	SUN	5:30 p.m.
31	Florida International at Kentucky	FSN	11 a.m.

### January

1	Clemson at Alabama	FSN	3:30 p.m.
2	High Point at Florida	SUN	6 p.m.
	Texas A&M CC at Auburn	CSS	7 p.m.
5	Louisville at Kentucky	CBS	TBA
	LSU at Texas A&M	ESPNU	7 p.m.
	UMass at Vanderbilt	CSS	3 p.m.
	UNC-Asheville at South Carolina	CSS	6:30 p.m.
	Georgia at Gonzaga	FSN	7 p.m.
	Arkansas vs. Baylor	ARSN	7:30 p.m.
6	Xavier at Auburn	FSN	2 p.m.
8	Florida at Alabama	ESPN	8 p.m.
9	Ole Miss at Tennessee	LF Sports	7:00 p.m.
10	Arkansas at Auburn	ESPN	8 p.m.
12	Auburn at Florida	LF Sports	11 a.m.
	Vanderbilt at Kentucky	CBS	12:30 p.m.
(dh)	Georgia at Mississippi State	LF Sports	1 p.m.
	LSU at Ole Miss	FSN	5 p.m.
	Tennessee at South Carolina	FSN	7 p.m.
13	Alabama at Arkansas	LF Sports	12:30/3 p.m.
15	Kentucky at Mississippi State	ESPN	8 p.m.
16	Florida at Ole Miss	LF Sports	7 p.m.
19	LSU at Vanderbilt	LF Sports	Noon p.m.
	Ohio State at Tennessee	CBS	2:30 p.m.
(dh)	Mississippi State at Alabama	LF Sports	2 p.m.
	Ole Miss at Auburn	FSN	4 p.m.
	Arkansas at Georgia	FSN	6 p.m.
	Kentucky at Florida	ESPN	8 p.m.
22	Tennessee at Kentucky	ESPN	8 p.m.
23	Florida at South Carolina	LF Sports	7 p.m.
26	South Carolina at Kentucky	LF Sports	Noon p.m.
(dh)	Auburn at Alabama	LF Sports	2 p.m.
	Ole Miss at Mississippi State	FSN	4 p.m.
	Georgia at Tennessee	FSN	6 p.m.
	Arkansas at LSU	ESPN Classic	8 p.m.
27	Vanderbilt at Florida	LF Sports	Noon
29	Tennessee at Alabama	ESPN	8 p.m.
30	Mississippi State at Arkansas	LF Sports	7 p.m.

### February

2	Kentucky at Georgia	CBS	Noon
	Florida at Arkansas	LF Sports	2 p.m.
(split)	LSU at Alabama	LF Sports	2 p.m.
	Auburn at Vanderbilt	FSN	4 p.m.
	Tennessee at Mississippi State	FSN	4 p.m.
	South Carolina at Ole Miss	SS	6 p.m.
5	Florida at Tennessee	ESPN	8 p.m.
6	Kentucky at Auburn	LF Sports	7 p.m.
9	Alabama at Kentucky	LF Sports	Noon
(dh)	Tennessee at LSU	LF Sports	2 p.m.
(split)	Georgia at Florida	LF Sports	2 p.m.
	Vanderbilt at South Carolina	FSN	4 p.m.
	Mississippi State at Auburn	FSN	6 p.m.
	Ole Miss at Arkansas	SS	4 p.m.
12	Kentucky at Vanderbilt	ESPN	8 p.m.
13	Arkansas at Tennessee	LF Sports	7 p.m.
(split)	LSU at Florida	LF Sports	2 p.m.
16	Kentucky at LSU	LF Sports	Noon
(dh)	Florida at Vanderbilt	LF Sports	2 p.m.
(split)	Tennessee at Georgia	LF Sports	2 p.m.
	Arkansas at Mississippi State	ABC	2:30 p.m.
	Auburn at Ole Miss	FSN	4 p.m.
	Alabama at South Carolina	FSN	6 p.m.
19	Georgia at Kentucky	ESPN	8 p.m.
20	LSU at Arkansas	LF Sports	7 p.m.
(split)	South Carolina at Florida	LF Sports	7 p.m.
23	Arkansas at Kentucky	CBS	1 p.m.
	Georgia at Vanderbilt	LF Sports	3 p.m.
(split)	Mississippi State at South Carolina	LF Sports	3 p.m.
	Ole Miss at LSU	FSN	5 p.m.
24	Alabama at Auburn	CBS	1 p.m.
26	Tennessee at Vanderbilt	ESPN	8 p.m.
27	Ole Miss at Kentucky	LF Sports	7 p.m.
(split)	Arkansas at Alabama	LF Sports	7 p.m.

### March

1	Mississippi State at Florida	CBS	1 p.m.
	Alabama at Ole Miss	LF Sports	1 p.m.
(dh)	Vanderbilt at Arkansas	LF Sports	3 p.m.
	South Carolina at Auburn	FSN	5 p.m.
2	Kentucky at Tennessee	CBS	11 a.m.
	Georgia at LSU	LF Sports	1 p.m.
4	Arkansas at Mississippi	ESPN	8 p.m.
5	Kentucky at South Carolina	LF Sports	6 p.m.
(dh)	Tennessee at Florida	LF Sports	8 p.m.
	Alabama at LSU	CST	7 p.m.
8	Wild Card Doubleheader	LF Sports	1 & 3 p.m.
	Wild Card Game	ESPN Classic	5 p.m.
9	Florida at Kentucky	CBS	11 a.m.
	South Carolina at Tennessee	LF Sports	1 p.m.
13	SEC Tournament First Round	LF Sports	TBA
14	SEC Tournament Quarterfinals	LF Sports	TBA
15	SEC Tournament Semifinals	LF Sports	TBA
16	SEC Tournament Championship	CBS	Noon

- INTRO
- THIS IS LSU
- TIGERS
- COACHES
- REVIEW
- PREVIEW
- RECORDS
- HISTORY
- LSU
- MEDIA

## Alabama

**Feb. 2, 2 p.m.**  
**Coleman Coliseum**  
 Tuscaloosa, Ala.  
**LF Sports**



**March 8, 7 p.m.**  
**Maravich Center**  
**Baton Rouge, La.**  
**CST**

**General Information**  
 Location: Tuscaloosa, Ala.  
 Enrollment: 20,969  
 Nickname: Crimson Tide  
 Colors: Crimson and White  
 Arenas: Coleman Coliseum (15,316)  
 Conference: Southeastern Conference (SEC)  
 Athletics Director: Mal Moore

**Basketball Information**  
 Head Coach: Mark Gottfried  
 Alma Mater: Alabama, 1987  
 School Record: 181-108 (10 years)  
 Career Record: 249-132 (13 years)  
 Assistant Coaches: Phillip Pearson, James Holland, Kobie Baker  
 2006-07 Record: 20-12  
 Conference Record/Finish: 7-9, T-3rd West  
 Letterman Returning/Lost: 8/1  
 Starters Returning/Lost: 4/1  
 Series Record: Alabama leads, 94-64

**Sports Information**  
 MBB Contact: Becky Hopf  
 Office Phone: (205) 348-8790  
 Office Fax: (205) 348-6084  
 Hopf's Home Phone: (205) 343-9055  
 Hopf's E-mail: bhopf@ia.ua.edu  
 Press Row: (205) 348-6084  
 Website: www.rolltide.com  
 Mailing Address: P.O. Box 870391, Tuscaloosa, AL 35487

## Arkansas

**Jan. 26, 8 p.m.**  
**Maravich Center**  
**Baton Rouge, La.**  
**ESPN Classic**



**Feb. 20, 7 p.m.**  
**Bud Walton Arena**  
**Fayetteville, Ark.**  
**LF Sports**

**General Information**  
 Location: Fayetteville, Ark.  
 Enrollment: 17,938  
 Nickname: Razorbacks  
 Colors: Cardinal and White  
 Arenas: Bud Walton Arena (19,200)  
 Conference: Southeastern  
 Athletics Director: Frank Broyles

**Basketball Information**  
 Head Coach: John Pelphrey  
 Alma Mater: Kentucky, 1992  
 School Record: First year  
 Career Record: 80-67 (5 years)  
 Assistant Coaches: Rob Evans, Tom Ostrom, Issac Brown  
 2006-07 Record: 21-14  
 Conference Record/Finish: 7-9/3rd West  
 Letterman Returning/Lost: 9/3  
 Starters Returning/Lost: 5/0  
 Series Record: Arkansas leads, 26-18

**Sports Information**  
 MBB Contact: Robby Edwards  
 Office Phone: (479) 575-2751  
 Office Fax: (479) 575-7481  
 Edwards' Home Phone: (479) 846-4331  
 Edwards' E-mail: robbye@uark.edu  
 Press Row: (479) 575-6622  
 Website: www.hogwired.com  
 Mailing Address: University of Arkansas, Broyles Athletic Center, P.O. Box 7777, Fayetteville, Ark. 72702

### Roster

NO.	NAME	POS	CL.	HT	WT
1	Mykal Ridley	F	Sr.	6-6	185
2	Mikhail Torrance	G	So.	6-4	185
3	Justin Tubbs	G	So.	6-2	175
4	Brandon Hollinger	G	Jr.	5-11	170
11	Rico Pickett	G	Fr.	6-4	175
12	Alonzo Gee	F	Jr.	6-6	215
14	Kyle Sellers	G	Sr.	6-0	160
20	Greg Cage	F	So.	6-5	200
21	Senario Hillman	G	Fr.	6-2	175
22	Ronald Steele	G	Sr.	6-3	185
23	Demetrius Jemison	F	So.	6-7	225
34	Yamene Coleman	C	So.	6-9	230
35	Richard Hendrix	F	Jr.	6-8	265
40	Justin Knox	F	Fr.	6-9	220
44	John Dill	F	Sr.	6-8	250

### Roster

NO.	NAME	POS	CL.	HT	WT
0	Gary Ervin	G	So.	6-0	176
2	Stefan Welsh	G	So.	6-2	185
3	Charles Thomas	F	Sr.	6-8	175
5	Darian Townes	F/C	Sr.	6-10	170
11	Colin Hardaway	G	So.	6-1	175
12	Marcus Britt	G	Fr.	6-3	215
13	Sonny Weems	G	Sr.	6-6	160
15	Michael Washington	F/C	So.	6-10	200
21	Patrick Beverley	G	So.	6-1	175
22	Nate Rakestraw	G	Fr.	6-5	185
31	Michael Sanchez	F	Fr.	6-8	225
33	Vincent Hunter	F	Sr.	6-10	230
51	Steven Hill	F/C	Sr.	7-0	265
	Andrew Boyd	G	So.	6-2	220
	Levan Pastasia	G	Fr.	6-6	250

## Auburn

**Jan. 16, 7 p.m.**  
**Maravich Center**  
**Baton Rouge, La.**



**Jan. 30, 7 p.m.**  
**Beard-Eaves Memorial Coliseum**  
**Auburn, Ala.**

**General Information**  
 Location: Auburn, Ala.  
 Enrollment: 23,547  
 Nickname: Tigers  
 Colors: Burnt Orange and Navy Blue  
 Arenas: Beard-Eaves Memorial Coliseum (10,500)  
 Conference: Southeastern  
 Athletics Director: Jay Jacobs

**Basketball Information**  
 Head Coach: Jeff Lebo  
 Alma Mater: North Carolina, 1989  
 School Record: 43-48 (3 years)  
 Career Record: 158-111 (9 years)  
 Assistant Coaches: John Cooper, Brandon Johnson, Bryan Bartley, Dave Lebo  
 2006-07 Record: 17-15  
 Conference Record/Finish: 7-9/t-3rd West  
 Letterman Returning/Lost: 13/1  
 Starters Returning/Lost: 7/0  
 Series Record: LSU leads, 79-57

**Sports Information**  
 MBB Contact: Chuck Gallina  
 Office Phone: (334) 844-9800  
 Office Fax: (334) 844-9807  
 Gallina's Home Phone: (334) 887-0839  
 Gallina's E-mail: gallica@auburn.edu  
 Press Row: (334) 844-9800/1935  
 Website: www.auburntigers.com  
 Mailing Address: Athletic Media Relations, P.O. Box 351, Auburn, AL 36831-0351

## Florida

**Feb. 13, 7 p.m.**  
**Stephen C. O'Connell Center**  
**Gainesville, Fla.**  
**LF Sports**



**General Information**  
 Location: Gainesville, Fla.  
 Enrollment: 50,000  
 Nickname: Gators  
 Colors: Orange and Blue  
 Arenas: Stephen C. O'Connell Center (12,000)  
 Conference: Southeastern  
 Athletics Director: Jeremy Foley

**Basketball Information**  
 Head Coach: Billy Donovan  
 Alma Mater: Providence, 1987  
 School Record: 261-103 (11 years)  
 Career Record: 296-123 (12 years)  
 Assistant Coaches: Larry Shyatt, Lewis Preston, Rob Lanier  
 2006-07 Record: 35-5  
 Conference Record/Finish: 13-3/1st East  
 Letterman Returning/Lost: 4/10  
 Starters Returning/Lost: 0/5  
 Series Record: LSU leads, 58-37

**Sports Information**  
 MBB Contact: Fred Demarest  
 Office Phone: (352) 375-4683 ext. 6119  
 Office Fax: (352) 375-4809  
 Demarest's Home Phone: (352) 316-5839  
 Demarest's E-mail: Fredd@gators.uaa.ufl.edu  
 Press Row: (352) 371-0281  
 Website: www.gatorzone.com  
 Mailing Address: P.O. Box 14485, Gainesville, FL 32604-2485

### Roster

NO.	NAME	POS	CL.	HT	WT
1	Frank Tolbert	G	Sr.	6-4	210
2	Archie Mlaway	G	Sr.	6-4	203
3	Josh Dollard	F	Jr.	6-7	235
4	Lucas Hargrove	F	So.	6-6	188
5	Stamatis Makris	G	Fr.	6-0	170
10	Larry Williams, Jr.	G	Fr.	6-2	160
12	DeWayne Reed	G	So.	6-1	175
13	Matt Heramb	F	So.	6-9	225
14	Drew Smith	G	Jr.	6-0	160
21	Rasheem Barrett	G	Jr.	6-5	220
23	Quantez Robertson	G	Jr.	6-3	193
24	Quan Prowell	F	Sr.	6-8	215
25	Adam Luquire	F	Sr.	6-7	230
32	Korvotney Barber	F	Jr.	6-7	225
33	Boubacar Sylla	C	Fr.	7-1	275
35	Ryan Brooks	F	So.	6-6	215

### Roster

NO.	NAME	POS	CL.	HT	WT
0	Jonathan Mitchell	G	So.	6-7	243
4	Shane Payne	G/F	Fr.	6-5	180
5	Jai Lucas	G	Fr.	5-11	150
14	Adam Allen	F	Fr.	6-8	206
15	Walter Hodge	G	Jr.	6-0	170
21	Dan Werner	F	So.	6-7	235
23	Alex Tyus	F	Fr.	6-8	203
25	Chandler Parsons	F	Fr.	6-9	200
33	Nick Calathes	G/F	Fr.	6-6	185
34	Marreese Speights	F/C	So.	6-10	250

# SEC Opponents

INTRO

THIS IS LSU

TIGERS

COACHES

REVIEW

PREVIEW

RECORDS

HISTORY

LSU

MEDIA

## Georgia

**March 2, 1 p.m.**  
**Maravich Center**  
**Baton Rouge, La.**  
**LF Sports**



### General Information

Location: Athens, Ga.  
 Enrollment: 33,900  
 Nickname: Bulldogs  
 Colors: Red and Black  
 Arenas: Stegeman Coliseum (10,523)  
 Conference: Southeastern  
 Athletics Director: Damon Evans

### Basketball Information

Head Coach: Dennis Felton  
 Alma Mater: Howard, 1985  
 School Record: 58-63 (5 years)  
 Career Record: 158-117 (9 years)  
 Assistant Coaches: Pete Herrmann, Mike Jones, Desmond Oliver  
 2006-07 Record: 19-14  
 Conference Record/Finish: 8-8/5th East  
 Letterman Returning/Lost: 9/2  
 Starters Returning/Lost: 4/1  
 Series Record: LSU leads, 57-40

### Sports Information

MBB Contact: Tim Hix  
 Office Phone: (706) 542-1621  
 Office Fax: (706) 542-9339/542-7993  
 Hix's E-mail: thix@sports.uga.edu  
 Press Row: (706) 542-8052  
 Website: www.georgiadogs.com  
 Mailing Address: P.O. Box 1472, Athens, GA 30603

## Kentucky

**Feb. 16, Noon**  
**Maravich Center**  
**Baton Rouge, La.**  
**LF Sports**



### General Information

Location: Lexington, Ky.  
 Enrollment: 27,000  
 Nickname: Wildcats  
 Colors: Blue and White  
 Arenas: Rupp Arena (23,000)  
 Conference: Southeastern  
 Athletics Director: Mitch Barnhart

### Basketball Information

Head Coach: Billy Gillispie  
 Alma Mater: Texas State, 1983  
 School Record: First year  
 Career Record: 100-58 (5 years)  
 Assistant Coaches: Jeremy Cox, Glynn Cyprien  
 2006-07 Record: 22-12  
 Conference Record/Finish: 9-7/4th East  
 Letterman Returning/Lost: 9/2  
 Starters Returning/Lost: 3/2  
 Series Record: Kentucky leads, 77-22

### Sports Information

MBB Contact: Scott Stricklin  
 Office Phone: (859) 257-3838  
 Office Fax: (859) 323-4310  
 Stricklin's E-mail: stricklin@uky.edu  
 Press Row: (859) 252-3602  
 Website: www.ukathletics.com  
 Mailing Address: 338 Lexington Ave., Joe Craft Center, Lexington, KY 40506

### Roster

NO.	NAME	POS	CL.	HT	WT
1	Devan Downey	F	Fr.	6-7	210
2	Trevor Deloach	G	Sr.	6-1	205
4	Brandis Raley-Ross	F	Fr.	6-7	250
5	Chad Gray	G	Fr.	6-1	175
20	Branden Conrad	G	Fr.	6-5	170
23	Zam Frederick III	G	Jr.	6-3	190
30	Dominique Archie	G/F	Jr.	6-7	210
31	Dwayne Day	G	Jr.	6-2	185
33	Mike Holmes	G	Jr.	6-4	185
34	Austin Steed	F/C	So.	6-10	250
42	Evaldas Baniulis	F	Sr.	6-8	250
44	Sam Muldrow	C	Sr.	6-10	255
45	Mitchell Carter	C	Jr.	7-0	255
50	Jeremy Price	F	Fr.	6-8	270

### Roster

NO.	NAME	POS	CL.	HT	WT
1	Alex Legion	G	Fr.	6-4	199
3	Ramel Bradley	G	Sr.	6-2	199
5	Derrick Jasper	G	So.	6-6	213
13	Michael Porter	G	So.	6-2	191
15	A.J. Stewart	F	Fr.	6-8	207
21	Perry Stevenson	F	So.	6-9	192
23	Jodie Meeks	G	So.	6-4	212
25	Morakinyo Williams	C	Fr.	6-11	270
32	Joe Crawford	G	Sr.	6-5	221
34	Ramon Harris	F	So.	6-7	216
42	Mark Coury	F	So.	6-8	230
43	Jared Carter	C	Jr.	7-2	250
54	Patrick Patterson	F	Fr.	6-9	219

## Ole Miss

**Jan. 12, 5 p.m.**  
**Tad Smith Coliseum**  
**Oxford, Miss.**  
**FSN**



**Feb. 23, 5 p.m.**  
**Maravich Center**  
**Baton Rouge, La.**  
**FSN**

### General Information

Location: Oxford, Miss.  
 Enrollment: 17,325  
 Nickname: Rebels  
 Colors: Cardinal Red and Navy Blue  
 Arenas: C.M. "Tad" Smith Coliseum (8,700)  
 Conference: Southeastern  
 Athletics Director: Pete Boone

### Basketball Information

Head Coach: Andy Kennedy  
 Alma Mater: UAB, 1991  
 School Record: 21-13 (1 year)  
 Career Record: 42-26 (2 years)  
 Assistant Coaches: Michael White, Owen Miller, Torrey Ward  
 2006-07 Record: 21-13  
 Conference Record/Finish: 8-8/t-1st West  
 Letterman Returning/Lost: 8/7  
 Starters Returning/Lost: 2/3  
 Series Record: LSU leads, 113-79

### Sports Information

MBB Contact: Joey Jones  
 Office Phone: (662) 915-7526  
 Office Fax: (662) 915-7006  
 Jones' E-mail: joey@olemiss.edu  
 Press Row: (662) 236-1931  
 Website: olemissports.com  
 Mailing Address: P.O. Box 217, University, MS 38677

## Mississippi State

**Jan. 9, 7 p.m.**  
**Maravich Center**  
**Baton Rouge, La.**



**March 8, TBA**  
**Humphrey Coliseum**  
**Starkville, Miss.**

### General Information

Location: Starkville, Miss.  
 Enrollment: 16,206  
 Nickname: Bulldogs  
 Colors: Maroon and White  
 Arenas: Humphrey Coliseum (10,500)  
 Conference: Southeastern  
 Athletics Director: Larry Templeton

### Basketball Information

Head Coach: Rick Stansbury  
 Alma Mater: Campbellsville (Ky.), 1982  
 School Record: 185-104 (9 years)  
 Career Record: 185-104 (9 years)  
 Assistant Coaches: Robert Kirby, Phil Cunningham, Marcus Grant  
 2006-07 Record: 21-14  
 Conference Record/Finish: 8-8/t-1st West  
 Letterman Returning/Lost: 7/6  
 Starters Returning/Lost: 2/3  
 Series Record: LSU leads, 101-88

### Sports Information

MBB Contact: David Rosinski  
 Office Phone: (662) 325-3595  
 Office Fax: (662) 325-3654  
 Rosinski's E-mail: rosinski@athletics.msstate.edu  
 Press Row: (662) 325-3776  
 Website: www.msstateathletics.com  
 Mailing Address: MSU Athletic Media Relations Office, P.O. Box 5308, Mississippi State, MS 39762

### Roster

NO.	NAME	POS	CL.	HT	WT
00	Jermey Parnell	F	Sr.	6-8	245
1	Rodney Jones	G	So.	6-3	190
3	Brian Smith	G	Sr.	5-11	170
4	Kiah Brown	G	Sr.	5-9	154
5	Will Poole	G	RFr.	6-3	190
10	Terrence Watson	F	Jr.	6-5	220
12	Chris Warren	G	Fr.	5-11	170
14	Eniel Polynice	G	So.	6-5	200
20	Wesley Jones	F	Jr.	6-7	220
21	Malcolm White	F	Fr.	6-9	225
22	Patrick Spach	G	Jr.	6-1	165
23	Trevor Gaskins	G	Fr.	6-2	205
25	Ryan Brown	G	Jr.	6-1	200
32	Zach Graham	G	Fr.	6-5	220
33	David Huertas	G	So.	6-5	195
34	Kevin Cantinol	F	Fr.	6-9	240
44	Dwayne Curtis	C	Sr.	6-8	280
50	Kenny Williams	F	Sr.	6-8	240

### Roster

NO.	NAME	POS	CL.	HT	WT
2	Ravern Johnson	G/F	Fr.	6-7	175
3	Billy Beagley	G	Sr.	6-1	190
10	Joe lupe	G	So.	6-1	160
11	Ben Hansbrough	G	So.	6-3	205
15	Riley Benock	G	Fr.	6-4	180
21	Brian Johnson	F/C	Jr.	6-9	245
22	Barry Stewart	G	So.	6-2	170
23	Charles Rhodes	F/C	Sr.	6-8	245
24	Kodi Augustus	F	Fr.	6-8	220
25	Phil Turner	G	RFr.	6-3	170
32	Jarvis Varnado	F/C	So.	6-9	210
33	Brandon Bolen	G	Fr.	6-3	195
44	Jamont Gordon	G/F	Jr.	6-4	230
45	Elgin Bailey	F/C	Fr.	6-8	265

## South Carolina

Feb. 27, 6:30 p.m.  
**Colonial Center**  
**Columbia, S.C.**



**General Information**  
 Location: Columbia, SC  
 Enrollment: 27,390  
 Nickname: Gamecocks  
 Colors: Garnet and Black  
 Arenas: Colonial Center (18,000)  
 Conference: Southeastern  
 Athletics Director: Eric Hyman

**Basketball Information**  
 Head Coach: Dave Odom  
 Alma Mater: Guilford College, 1965  
 School Record: 114-86 (6 years)  
 Career Record: 392-260 (21 years)  
 Assistant Coaches: Rick Duckett, Barry Sanderson, Ken Potosnak  
 2006-07 Record: 14-16  
 Conference Record/Finish: 4-12/6 East  
 Letterman Returning/Lost: 7/4  
 Starters Returning/Lost: 2/3  
 Series Record: South Carolina leads, 11-9

**Sports Information**  
 MBB Contact: Michelle Schmitt  
 Office Phone: (803) 777-5204  
 Office Fax: (803) 777-2967  
 Schmitt's E-mail: mschmitt@gwm.sc.edu  
 Press Row: (803) 777-6182  
 Website: www.uscsports.com  
 Mailing Address: University of South Carolina,  
 Roost Building B, 1322 Heyward Street,  
 Columbia, SC 29208

## Tennessee

Feb. 9, 2 p.m.  
**Maravich Center**  
**Baton Rouge, La.**  
**LF Sports**



**General Information**  
 Location: Knoxville, Tenn.  
 Enrollment: 25,244  
 Nickname: Volunteers  
 Colors: Orange and White  
 Arenas: Thompson-Boling Arena  
 Conference: Southeastern  
 Athletics Director: Mike Hamilton

**Basketball Information**  
 Head Coach: Bruce Pearl  
 Alma Mater: Boston College, 1982  
 School Record: 46-19 (2 years)  
 Career Record: 363-103 (15 years)  
 Assistant Coaches: Steve Forbes, Jason Shay  
 2006-07 Record: 24-11  
 Conference Record/Finish: 10-6/t-2nd East  
 Letterman Returning/Lost: 8/1  
 Starters Returning/Lost: 4/1  
 Series Record: Tennessee leads, 55-42

**Sports Information**  
 MBB Contact: Craig Pinkerton  
 Office Phone: (865) 974-1212  
 Office Fax: (865) 974-1269  
 Pinkerton's Home Phone: (865) 670-1821  
 Pinkerton's E-mail: craig@tennessee.edu  
 Press Row: (865) 544-0789  
 Website: www.Utsports.com  
 Mailing Address: P.O. Box 15016, Knoxville, TN  
 37996

### Roster

NO.	NAME	POS	CL.	HT	WT
2	Devan Downey	G	So.	5-9	175
4	Trevor Deloach	G	Fr.	6-3	186
5	Brandis Raley-Ross	G	So.	6-2	193
10	Chad Gray	F	So.	6-7	205
12	Branden Conrad	G	Jr.	6-2	180
20	Zam Frederick III	G	Jr.	6-0	203
21	Dominique Archie	F	So.	6-7	200
23	Dwayne Day	G/F	Sr.	6-5	185
24	Mike Holmes	F/C	Fr.	6-7	230
25	Austin Steed	F	Fr.	6-8	215
31	Evaldas Baniulis	F	So.	6-7	210
44	Sam Muldrow	F	Fr.	6-9	216
55	Mitchell Carter	C	So.	6-10	260

### Roster

NO.	NAME	POS	CL.	HT	WT
1	Tyler Smith	F	So.	6-7	21
2	JaJuan Smith	G	Sr.	6-2	195
4	Duke Crews	F	So.	6-7	233
4	Wayne Chism	F	So.	6-9	242
5	Chris Lofton	G	Sr.	6-2	200
11	Quinn Cannington	G	So.	6-4	165
12	Ramar Smith	G	So.	6-2	200
15	Jordan Howell	G	Sr.	6-3	190
21	Justin Jackson	G	Jr.	5-11	173
22	Steven Pearl	F	Fr.	6-5	228
23	Cameron Tatum	G/F	Fr.	6-6	196
24	Tanner Wild	G	Jr.	6-0	170
25	Josh Tabb	G	So.	6-4	196
30	J.P. Prince	G	So.	6-7	205
33	Brian Williams	C	Fr.	6-10	267
34	Ryan Childress	F	Jr.	6-9	235
40	Rick Daniels-Mulholland	F	Jr.	6-5	250

## Vanderbilt

Jan. 19, Noon  
**Memorial Gymnasium**  
**Nashville, Tenn.**  
**LF Sports**



**General Information**  
 Location: Nashville, Tenn.  
 Enrollment: 6,378  
 Nickname: Commodores  
 Colors: Black and Gold  
 Arenas: Memorial Gymnasium (14,316)  
 Conference: Southeastern  
 Athletics Director: Rod Williamson

**Basketball Information**  
 Head Coach: Kevin Stallings  
 Alma Mater: Purdue, 1982  
 School Record: 144-108 (8 years)  
 Career Record: 267-171 (14 years)  
 Assistant Coaches: Brad Frederick, Dan Muller, King Rice, Tom Richardson  
 2006-07 Record: 22-12  
 Conference Record/Finish: 10-6/t-2nd East  
 Letterman Returning/Lost: 7/5  
 Starters Returning/Lost: 3/2  
 Series Record: Vanderbilt leads, 54-47

**Sports Information**  
 MBB Contact: Andy Boggs  
 Office Phone: (615) 322-4121  
 Office Fax: (615) 320-0436  
 Boggs' E-mail: Andy.Boggs@Vanderbilt.edu  
 Press Row: (615) 320-0436  
 Website: www.VUCommodores.com  
 Mailing Address: P.O.Box 120158, Nashville,  
 TN 37212

### Roster

NO.	NAME	POS	CL.	HT	WT
0	Alex Legion	G	Fr.	6-4	199
1	Festus Ezeli	C	Fr.	6-11	245
2	Charles Hinkle	G/F	Fr.	6-5	200
3	Alex Gordon	G	Sr.	6-0	170
4	Andrew Ogilvy	C	Fr.	6-11	250
11	Allen Metcalfe	F	Sr.	6-9	265
13	Keegan Bell	G	Fr.	6-1	180
15	Elliot Cole	G	Fr.	5-11	175
21	Darshawn McClellan	F	Fr.	6-7	220
24	Andre Walker	F	Fr.	6-8	214
31	JeJuan Brown	F	So.	6-7	232
32	Shan Foster	G/F	Sr.	6-6	205
34	George Drake	G	So.	6-4	210
41	Ross Neltner	F	Sr.	6-9	238
50	Joe Duffy	F	Fr.	6-8	225
	Davis Nwanko	F	Sr.	6-10	245

## Series Record vs. SEC Opponents

### Alabama

Alabama leads, 94-64  
 Last meeting -- Jan. 31, 2007 -- Alabama 73, LSU 70  
 At Tuscaloosa -- Alabama leads, 60-17  
 At Baton Rouge -- LSU leads, 43-28  
 At Neutral Sites -- Alabama leads, 6-4

### Arkansas

Arkansas leads, 26-18  
 Last meeting -- Feb. 10, 2007 -- LSU 71, Arkansas 67  
 At Fayetteville -- Arkansas leads, 12-4  
 At Baton Rouge -- Tied, 9-9  
 At Neutral Sites -- Tied, 5-5

### Auburn

LSU leads, 79-57  
 Last meeting -- Feb. 28, 2007 -- Auburn 80, LSU 68  
 At Auburn -- Auburn leads, 32-31  
 At Baton Rouge -- LSU leads, 43-20  
 At Neutral Sites -- Auburn leads, 5-4

### Florida

LSU leads, 58-37  
 Last meeting -- Feb. 24, 2007 -- LSU 66, Florida 56  
 At Gainesville -- Florida leads, 24-17  
 At Baton Rouge -- LSU leads, 33-11  
 At Neutral Sites -- LSU leads, 6-2

### Georgia

LSU leads, 57-40  
 Last meeting -- Jan. 28, 2007 -- Georgia 57, LSU 54  
 At Athens -- Georgia leads, 23-20  
 At Baton Rouge -- LSU leads, 30-13  
 At Neutral Sites -- LSU leads, 7-4

### Kentucky

Kentucky leads, 77-22  
 Last meeting -- Feb. 20, 2007 -- Kentucky 70, LSU 63  
 At Lexington -- Kentucky leads, 38-4  
 At Baton Rouge -- Kentucky leads, 26-16  
 At Neutral Sites -- Kentucky leads, 13-2

### Ole Miss

LSU leads, 113-79  
 Last meeting -- March 9, 2007 -- Ole Miss 80, LSU 60  
 At Oxford -- Ole Miss leads, 49-35  
 At Baton Rouge -- LSU leads, 72-27  
 At Neutral Sites -- LSU leads, 6-3

### Mississippi State

LSU leads, 101-88  
 Last meeting -- Feb. 15, 2006 -- LSU 72,  
 Mississippi State 59  
 At Starkville -- Mississippi State leads, 54-35  
 At Baton Rouge -- LSU leads, 63-31  
 At Neutral Sites -- Tied, 3-3

### South Carolina

South Carolina leads, 11-9  
 Last meeting -- Feb. 28, 2006 -- LSU 64,  
 South Carolina 61  
 At Columbia -- South Carolina leads, 5-4  
 At Baton Rouge -- LSU leads, 5-3  
 At Neutral Sites -- South Carolina leads, 5-0

### Tennessee

Tennessee leads, 55-42  
 Last meeting -- Jan. 14, 2006 -- LSU 88, Tennessee 74  
 At Knoxville -- Tennessee leads, 29-14  
 At Baton Rouge -- LSU leads, 25-20  
 At Neutral Sites -- Tennessee, 6-3

### Vanderbilt

Vanderbilt leads, 54-47  
 Last meeting -- March 10, 2006 -- LSU 92,  
 Vanderbilt 73  
 At Nashville -- Vanderbilt leads, 34-14  
 At Baton Rouge -- LSU leads, 28-16  
 At Neutral Sites -- LSU leads, 5-4

- INTRO
- THIS IS LSU
- TIGERS
- COACHES
- REVIEW
- PREVIEW
- RECORDS
- HISTORY
- LSU
- MEDIA



# Post-Season Dates/Travel Plans

INTRO

THIS IS LSU

TIGERS

COACHES

REVIEW

PREVIEW

RECORDS

HISTORY

LSU

MEDIA

## NCAA Tournament

**Selection Sunday - March 16, 2008**

### OPENING ROUND

**March 18, 2008**

**Dayton, Ohio**

University of Dayton Arena

Host: University of Dayton

### FIRST AND SECOND ROUNDS

**March 20 and 22, 2008**

**Anaheim, California**

Honda Center

Host: Big West Conference

**Denver, Colorado**

Pepsi Center

Host: Mountain West Conference and Colorado State University

University

**Omaha, Nebraska**

Qwest Center Omaha

Hosts: Creighton University and Missouri Valley Conference

Conference

**Washington, D.C.**

Verizon Center

Host: Georgetown University

**March 21 and 23, 2008**

**Birmingham, Alabama**

BJCC Arena

Host: Southeastern Conference

**Little Rock, Arkansas**

Alltel Arena

Host: University of Arkansas-Little Rock

**Raleigh, North Carolina**

RBC Center

Host: North Carolina State University

**Tampa, Florida**

St. Pete Times Forum

Host: University of South Florida

### REGIONAL SITES

**March 27 and 29, 2008**

**EAST REGIONAL**

**Charlotte, North Carolina**

Charlotte Bobcat Arena

Host: University of North Carolina-Charlotte

**WEST REGIONAL**

**Phoenix, Arizona**

US Airways Center

Host: Arizona State University

**March 28 and 30, 2008**

**MIDWEST REGIONAL**

**Detroit, Michigan**

Ford Field

Host: University of Detroit-Mercy

**SOUTH REGIONAL**

**Houston, Texas**

Reliant Stadium

Host: University of Houston and Rice University

## NCAA FINAL FOUR

**April 5, and 7, 2007**

**San Antonio, Texas**

Alamodome

Host: University of Texas-San Antonio

## National Invitation Tournament

**First Round -- Campus Sites**

March 18, 19

**Second Round -- Campus Sites**

March 20, 21, 22, 24

**Third Round -- Campus Sites**

March 25, 26, 27

**Semifinals -- Madison Square Garden**

New York City, N. Y.

April 1

**Finals -- Madison Square Garden**

New York City, N. Y.

April 3

## Travel/Road Hotels

The following information regarding LSU and locations is based on plans made prior to the season and at press time for this book. It should be noted that plans are subject to change. As a rule, all practices are closed on the road. Coach John Brady will primarily be available for interviews when the team arrives at the hotel headquarters. Players are not available on the road for pregame interviews and Coach Brady will normally not conduct interviews on game day until after the game. LSU Senior Associate SID Kent Lowe will be traveling with the team for all games. All times listed are Central Standard Times unless listed:

### at EA Sports Maui Invitational

**Nov. 19-21, 2007, Lahaina, Maui**

The Tigers will bus to New Orleans on Nov. 15, departing New Orleans at 10:30 a.m. on Delta Airlines, arriving in Kahului, Maui at 8:30 p.m. (HST) ... Headquarters will be the Westin Maui Resort and Spa, Lahaina, Maui ... Team will return to New Orleans on Nov. 22, on Delta Airlines, arriving New Orleans at 4:58 p.m. ... Team will bus home to Baton Rouge, arriving approximately 7 p.m.

### at Pizza Hut Big East/SEC Invitational

**Dec. 6, 2007, Philadelphia, Pa.**

The Tigers will bus to New Orleans on Dec. 5, departing New Orleans at 10:55 a.m. on US Air, arriving in Philadelphia at 2:37 p.m. EST ... Headquarters will be the Philadelphia Renaissance ... Team will return to New Orleans on Dec. 7, on Delta Airlines, arriving 12:19 p.m. ... Team will bus home to Baton Rouge, arriving approximately 2:30 p.m.

### at Wichita State

**Dec. 19, 2007, Wichita, Kan.**

The Tigers will depart Baton Rouge via charter airplane at 2 p.m. on Dec. 18 ... Team headquarters will be the Marriott Wichita ... Team will return to Baton Rouge following the game via charter airplane, arriving at approximately 12:30 a.m.

### at Tulane

**Jan. 2, 2008, New Orleans, La.**

Three Tigers will depart for New Orleans via charter bus at 2:30 p.m. on Jan. 1 ... Team headquarters will be the Sheraton New Orleans ... Team will return to Baton Rouge following the game via charter bus, arriving at approximately 11:30 p.m.

### at Texas A&M

**Jan. 5, 2008, College Station, Texas**

The Tigers will depart for College Station via Continental Airlines at 11:30 a.m. on Jan. 4, arriving in Houston at 12:42 p.m. ... Team will bus to College Station ... Team will headquarter at the Hilton College Station ... Team will return after the game via charter bus, arriving at approximately 3:30 a.m.

### at Ole Miss

**Jan. 12, 2008, Oxford, Miss.**

The Tigers will depart Baton Rouge for Memphis via Northwest Airlines at 11:40 a.m. on Jan. 11, arriving at 12:51 p.m. ... Charter Bus to Oxford ... Team will headquarter at the Downtown Oxford Inn and Suites ... Team will return after the game to Baton Rouge via charter bus, arriving at approximately 1 a.m.

### at Nashville

**Jan. 19, 2008, Nashville, Tenn.**

The Tigers will depart Baton Rouge for Nashville via charter airplane at 2 p.m. on Jan. 18, arriving at 3:30 p.m. ... Team will headquarter at the Nashville Marriott at Vanderbilt ... Team will return after the game to Baton Rouge via charter airplane, arriving at approximately 6 p.m.

### at Auburn

**Jan. 30, 2008, Auburn, Ala.**

The Tigers will depart Baton Rouge for Auburn via charter airplane at 4 p.m. on Jan. 29, arriving at 5:15 p.m. ... Team will headquarter at the Hotel at Auburn University ... Team will return after the game to Baton Rouge via charter airplane, returning at approximately 11:30 p.m.

### at Alabama

**Feb. 2, 2008, Tuscaloosa, Ala.**

The Tigers will depart Baton Rouge via charter bus at 11:30 a.m., arriving in Tuscaloosa at approximately 4:30 p.m. ... Team will headquarter at the Four Points by Sheraton Tuscaloosa Capstone ... Team will return to Baton Rouge via charter bus, arriving at 11 p.m.

### at Florida

**Feb. 13, 2008, Gainesville, Fla.**

The Tigers will depart Baton Rouge via charter airplane at 2 p.m. on Feb. 12, arriving in Gainesville at 4:50 p.m. (EST) ... Team will headquarter at the Hilton University of Florida ... Team will return to Baton Rouge following the game via charter airplane, arriving at approximately 12:30 a.m.

### at Arkansas

**Feb. 20, 2008, Fayetteville, Ark.**

The Tigers will depart Baton Rouge via charter airplane at 2 p.m. on Feb. 19, arriving in Fayetteville at 3:30 p.m. ... Team will headquarter at the Cosmopolitan Hotel ... Team will return to Baton Rouge following the game via charter airplane, arriving at approximately midnight.

### at South Carolina

**Feb. 27, 2008, Columbia, S.C.**

The Tigers will depart Baton Rouge via charter airplane at 2 p.m. on Feb. 26, arriving in Columbia at 5:15 p.m. (EDT) ... Team will headquarter at the Columbia Marriott ... Team will return to Baton Rouge following the game via charter airplane, arriving at approximately 12:30 a.m.

### at Mississippi State

**March 8, 2008, Starkville, Miss.**

The Tigers will depart Baton Rouge via charter bus at 12:30 p.m. on March 7, arriving in Starkville at approximately 6 p.m. ... Team will headquarter at the Comfort Suites ... Game time to be announced ... Team will return to Baton Rouge via charter bus following the game.

### at SEC Tournament

**March 13-16, 2008, Atlanta, Ga.**

The Tigers will charter to Atlanta on either March 11 or 12 ... Team will headquarter at the Hyatt Regency Atlanta ... Teams return based on the team's performance in the tournament.

The 2008 Southeastern Conference Men's Basketball Tournament will be held in a familiar setting as the Georgia Dome in Atlanta, Ga. again plays host to this event.

The Georgia Dome, a world-class facility with a basketball seating configuration of 26,000, serves as the site of the 12-team tournament for the eighth time in 11 years and the ninth time overall in league history.

The SEC Tournament has been held at the Georgia Dome in 1995, 1998, 1999, 2000, 2002, 2004, 2005 and 2007 as well as the NCAA Tournament Final Four in 2002 and 2007. The 2008 event will mark the 12th time Atlanta has played host to the SEC Men's Basketball Tournament (1933, 1934, 1987, 1995, 1998, 1999, 2000, 2002, 2004, 2005, 2007).

The winner of the 11-game tournament receives the SEC's automatic bid to the NCAA Tournament. The tournament seeds, conference championship and division titles are determined by the 16-game conference schedule during the regular season. Teams are seeded by their divisional finish and features Eastern Division-Western Division matchups in every game should the higher seed win each contest.

Atlanta served as host of the inaugural SEC Tournament played following the 1932-33 season and did so again after the 1933-34 season. The event was held every year through 1952, with the exception of 1935. After a 26-year layoff (1953-78), the tournament was renewed in 1979. The 2008 tournament will be the 49th in league history and the 30th since the renewal.

The SEC has shown extraordinary balance in the tournament, evidenced by the fact that a different school won the first seven titles after the renewal. The event has helped set the stage for SEC teams in the NCAA Tournament, as 22 of the last 28 tournament champions have advanced to at least the Sweet 16 with five of the last 12 going on to win the national championship. Since the renewal in 1979, the SEC Tournament Champion has failed to win at least one NCAA Tournament game only three times.

Kentucky leads the league with 25 SEC Tournament titles. Alabama is second with six, while Tennessee ranks third with four, Florida three and Mississippi State has two championship trophies. Arkansas, Auburn, Georgia, LSU, Ole Miss, Vanderbilt and former league member Georgia Tech have each won one SEC Tournament championship.



## 2008 SEC Tournament

MARCH 13-16 • GEORGIA DOME • ATLANTA, GA.

### First Round - March 13 (Thursday)

Game 1 Eastern #5 vs. Western #4 (LF) Noon CT  
 Game 2 Western #6 vs. Eastern #3 (LF) 2:15 p.m. CT  
 Game 3 Western #5 vs. Eastern #4 (LF) 6:30 p.m. CT  
 Game 4 Eastern #6 vs. Western #3 (LF) 8:45 p.m. CT

### Second Round - March 9 (Friday)

Game 5 Game 1 Winner vs. Eastern #1 (LF) Noon CT  
 Game 6 Game 2 Winner vs. Western #2 (LF) 2:15 p.m. CT  
 Game 7 Game 3 Winner vs. Western #1 (LF) 6:30 p.m. CT  
 Game 8 Game 4 Winner vs. Eastern #2 (LF) 8:45 p.m. CT

### Semifinals - March 10 (Saturday)

Game 9 Game 5 Winner vs. Game 6 Winner (LF), Noon CT  
 Game 10 Game 7 Winner vs. Game 8 Winner (LF), 2:15 p.m. CT

### Championship - March 11 (Sunday)

Game 11 Game 9 Winner vs. Game 10 Winner (CBS), Noon CT

### Future SEC Tournament Dates and Sites

2009 March 12-15 St. Pete Times Forum, Tampa, Fla.  
 2010 March 11-14 Sommet Center, Nashville, Tenn.  
 2011 March 10-13 Georgia Dome, Atlanta, Ga.  
 2012 March 8-11 New Orleans Arena, New Orleans, La.

### 1933 - Atlanta Athletic Club, Atlanta, Ga.

First Round - LSU 57, Auburn 33  
 Quarterfinals - LSU 55, Tennessee 43  
 Semifinals - Kentucky 51, LSU 38

### 1934 - Atlanta Athletic Club, Atlanta, Ga.

Quarterfinals - Tennessee 42, LSU 35

### 1936 - Alumni Memorial Gym, Knoxville, Tenn.

Quarterfinals - Alabama 52, LSU 30

### 1937 - Alumni Memorial Gym, Knoxville, Tenn.

Quarterfinals - Kentucky 57, LSU 37

### 1938 - Huey Long Field House, Baton Rouge, La.

Quarterfinals - LSU 60, Auburn 34  
 Semifinals - Ole Miss 68, LSU 40

### 1939 - Alumni Memorial Gym, Knoxville, Tenn.

First Round - LSU 55, Sewanee 35  
 Quarterfinals - LSU 50, Georgia 28  
 Semifinals - Kentucky 53, LSU 34

### 1940 - Alumni Memorial Gym, Knoxville, Tenn.

First Round - LSU 57, Tulane 44  
 Quarterfinals - Alabama 51, LSU 25

### 1941 - Jefferson County Armory, Louisville, Ky.

First Round - Vanderbilt 63, LSU 49

### 1942 - Jefferson County Armory, Louisville, Ky.

Quarterfinals - Alabama 45, LSU 31 (OT)

### 1943 - Jefferson County Armory, Louisville, Ky.

First Round - LSU 67, Auburn 38  
 Quarterfinals - LSU 46, Alabama 41  
 Semifinals - Tennessee 52, LSU 34

### 1944 - Jefferson County Armory, Louisville, Ky.

Semifinals - Kentucky 55, LSU 28

## SEC Tournament Records

TEAM	YEARS	WON	LOST	PCT.	TITLES	LSU VS.
Kentucky	46	110	20	.846	25	1-14
Alabama	48	55	41	.573	6	2-5
Tennessee	47	54	43	.557	4	3-6
Arkansas	16	18	15	.545	1	1-2
South Carolina	16	15	16	.484	0	0-2
LSU	48	42	47	.472	1	---
Florida	42	31	39	.443	3	8-2
Georgia	47	33	46	.418	1	5-3
Vanderbilt	46	28	45	.384	1	6-3
Auburn	45	26	44	.371	1	5-3
Ole Miss	45	23	44	.343	1	5-3
Mississippi State	47	20	45	.308	2	2-2

### Former Members

Georgia Tech	19	14	18	.438	1	1-0
Tulane	16	12	16	.429	0	2-2
Sewanee	2	0	2	.000	0	1-0

# SEC Men's Tournament

INTRO

THIS IS LSU

TIGERS

COACHES

REVIEW

PREVIEW

RECORDS

HISTORY

LSU

MEDIA

**1945 - Jefferson County Armory, Louisville, Ky.**  
Quarterfinals - Kentucky 68, LSU 37

**1946 - Jefferson County Armory, Louisville, Ky.**  
First Round - LSU 74, Tulane 29  
Quarterfinals - LSU 69, Ole Miss 34  
Semifinals - LSU 60, Georgia 41  
Finals - Kentucky 59, LSU 36

**1947 - Jefferson County Armory, Louisville, Ky.**  
First Round - LSU 61, Ole Miss 36  
Quarterfinals - LSU 60, Florida 45  
Semifinals - Tulane 63, LSU 50

**1948 - Jefferson County Armory, Louisville, Ky.**  
Quarterfinals - Kentucky 63, LSU 47

**1949 - Jefferson County Armory, Louisville, Ky.**  
First Round - LSU 55, Georgia Tech 53  
Quarterfinals - LSU 60, Vanderbilt 56  
Semifinals - Tulane 72, LSU 63

**1950 - Jefferson County Armory, Louisville, Ky.**  
First Round - LSU 66, Florida 57  
Quarterfinals - LSU 73, Auburn 45  
Semifinals - Tennessee 81, LSU 79 (OT)

**1951 - Jefferson County Armory, Louisville, Ky.**  
Quarterfinals - LSU 62, Ole Miss 57  
Semifinals - Vanderbilt 75, LSU 63

**1952 - Jefferson County Armory, Louisville, Ky.**  
First Round - LSU 77, Mississippi State 44  
Quarterfinals - LSU 75, Ole Miss 60  
Semifinals - LSU 77, Florida 69  
Finals - Kentucky 44, LSU 43

**1979 - Birmingham Coliseum, Birmingham, Ala.**  
Semifinals - (6) Kentucky 80, (1) LSU 67

**1980 - Birmingham Coliseum, Birmingham, Ala.**  
Quarterfinals - (2) LSU 95, (10) Florida 82  
Semifinals - (2) LSU 73, (3) Alabama 66  
Finals - (2) LSU 80, (1) Kentucky 78

**1981 - Birmingham Coliseum, Birmingham, Ala.**  
Quarterfinals - (1) LSU 85, (8) Florida 73  
Semifinals - (5) Georgia 68, (1) LSU 60

**1982 - Rupp Arena, Lexington, Ky.**  
Quarterfinals - (4) Ole Miss 59, (5) LSU 52

**1983 - Birmingham Coliseum, Birmingham, Ala.**  
Quarterfinals - (7) Tennessee 74, (2) LSU 71

**1984 - Memorial Gymnasium, Nashville, Tenn.**  
Quarterfinals - (5) Alabama 72, (4) LSU 70 (OT)

**1985 - Birmingham Coliseum, Birmingham, Ala.**  
Quarterfinals - (8) Auburn 58, (1) LSU 55

**1986 - Rupp Arena, Lexington, Ky.**  
Quarterfinals - (5) LSU 72, (4) Florida 66  
Semifinals - (1) Kentucky 61, (5) LSU 58

**1987 - The Omni, Atlanta, Ga.**  
First Round - (7) LSU 68, (10) Mississippi State 54  
Quarterfinals - (7) LSU 72, (2) Florida 66  
Semifinals - (7) LSU 89, (3) Georgia 88 (20T)  
Finals - (1) Alabama 69, (7) LSU 62

**1988 - Maravich Assembly Center, Baton Rouge, La.**  
Quarterfinals - (4) LSU 87, (5) Vanderbilt 80  
Semifinals - (1) Kentucky 86, (4) LSU 80

**1989 - Thompson-Boling Arena, Knoxville, Tenn.**  
Quarterfinals - (5) Tennessee 95, (4) LSU 77

**1990 - Orlando Arena, Orlando, Fla.**  
Quarterfinals - (6) Auburn 78, (3) LSU 76

**1991 - Memorial Gym, Nashville, Tenn.**  
Quarterfinals - (7) Auburn 92, (2) LSU 77

**1992 - BJCC, Birmingham, Ala.**  
Quarterfinals - (W2) LSU 99, (E3) Tennessee 89  
Semifinals - (E1) Kentucky 80, (W2) LSU 74

**1993 - Rupp Arena, Lexington, Ky.**  
Quarterfinals - (W2) LSU 89, (W5) Ole Miss 70  
Semifinals - (W2) LSU 72, (E1) Vanderbilt 62  
Finals - (E2) Kentucky 82, (W2) LSU 65

**1994 - The Pyramid, Memphis, Tenn.**  
First Round - (E4) Georgia 83, (W5) LSU 70

**1995 - Georgia Dome, Atlanta, Ga.**  
First Round - (E4) Vanderbilt 85, (W5) LSU 61

**1996 - Louisiana Superdome, New Orleans, La.**  
First Round - (E3) South Carolina 85, (W6) LSU 76

**1997 - The Pyramid, Memphis, Tenn.**  
First Round - (E3) Georgia 75, (W6) LSU 54

**1998 - Georgia Dome, Atlanta, Ga.**  
First Round - (E3) Tennessee 73, (W6) LSU 62

**1999 - Georgia Dome, Atlanta, Ga.**  
First Round - (E3) Florida 97, (W6) LSU 75

**2000 - Georgia Dome, Atlanta, Ga.**  
Quarterfinals - (W1) LSU 71, (E4) Vanderbilt 60  
Semifinals - (W2) Arkansas 69, (W1) LSU 67

**2001 - Gaylord Center, Nashville, Tenn.**  
First Round - (W6) LSU 63, (E3) Georgia 62  
Quarterfinals - (W2) Arkansas 77, (W6) LSU 72

**2002 - Georgia Dome, Atlanta, Ga.**  
First Round - (W4) LSU 69, (E5) Vanderbilt 62  
Quarterfinals - (W4) LSU 78, (E3) Georgia 76  
Semifinals - (W2) Mississippi State 57, (W4) LSU 51

**2003 - Louisiana Superdome, New Orleans, La.**  
First Round - (W3) LSU 85, (W6) Arkansas 56  
Quarterfinals - (W3) LSU 65, (E2) Florida 61  
Semifinals - (W1) Mississippi State 76, (W3) LSU 61

**2004 - Georgia Dome, Atlanta, Ga.**  
Quarterfinals - (E3) South Carolina 85, (W2) LSU 64

**2005 - Georgia Dome, Atlanta, Ga.**  
Quarterfinals - (W2) LSU 89, (W6) Auburn 58  
Semifinals - (E1) Kentucky 79, (W2) LSU 78 (ot)

**2006 - Gaylord Center, Nashville, Tenn.**  
Quarterfinals - (W1) LSU 92, (E4) Vanderbilt 73  
Semifinals - (E2) Florida 81, (W1) LSU 65

**2007 - Georgia Dome, Atlanta, Ga.**  
First Round -- (W6) LSU 76, (E3) Tennessee 67 (ot)  
Quarterfinals -- (W2) Ole Miss 80, (W6) LSU 60



**Stanley Roberts**  
Field goal percentage co-leader



**Darrel Mitchell**  
Career three-point field goal leader (258)



**Eddie Palubinkas**  
15-15 from free throw line (single-game best)

## Individual Records

### POINTS

Game:	69	by Pete Maravich vs. Alabama, 2-7-70
Season:	1,381	by Pete Maravich, 1969-70
Freshman:	965	by Chris Jackson, 1988-89
Sophomore:	1,138	by Pete Maravich, 1967-68
Junior:	1,148	by Pete Maravich, 1968-69
Senior:	1,381	by Pete Maravich, 1969-70
Career:	3,667	by Pete Maravich, 1967-70

### SCORING AVERAGE

Season:	44.5	by Pete Maravich, 1969-70
Career:	44.2	by Pete Maravich, 1967-70

### FIELD GOALS MADE

Game:	26	by Pete Maravich vs. Vanderbilt, 12-11-69 & vs. Alabama, 2-7-70
Season:	522	by Pete Maravich, 1969-70
Career:	1,387	by Pete Maravich, 1967-70

### FIELD GOALS ATTEMPTED

Game:	57	by Pete Maravich vs. Vanderbilt, 1-29-69 & vs. Alabama, 2-7-70
Season:	1,168	by Pete Maravich, 1969-70
Career:	3,166	by Pete Maravich, 1967-70

### FIELD GOAL PERCENTAGE

Game (Min. 10 Att.):	1.000	by Stanley Roberts, 10-10, vs. Loyola Marymount, 2-3-90
	1.000	by Durand Macklin, 12-12, vs. Mississippi State, 1-5-80
	1.000	by Bill Wilson, 10-10 vs. Georgia, 1964
Season (Min. 100 Att.):	.675	by Dave Ramsden, 112-166, 1968-69
Career (Min. 250 Att.):	.643	by Dave Ramsden, 164-255, 1966-69

### THREE-POINT FIELD GOALS MADE

Game:	10	by Chris Jackson vs. Tennessee, 2-10-90
Season:	95	by Anthony Wilson, 1986-87
Career:	258	by Darrel Mitchell, 2003-06

### THREE-POINT FIELD GOALS ATTEMPTED

Game:	20	by Chris Jackson vs. Ole Miss, 3-4-89 & vs. Tennessee, 2-10-90
Season:	246	by Chris Jackson, 1989-90
Career:	605	by Torris Bright, 2000-03

### THREE-POINT FIELD GOAL PERCENTAGE

Game (Min. 5 Att.):	1.000	by Antonio Hudson, 6-6, vs. Louisiana-Lafayette, 11-21-04
	1.000	by Collis Temple, 5-5, vs. Nicholls State, 12-22-00
	1.000	by Torris Bright, 5-5, at Arizona, 12-20-00
	1.000	by Darrel Mitchell, 5-5, vs. Auburn, 2-26-03
Season (Min. 50 Att.):	.509	by Jamie Brandon, 27-53, 1992-93
Career (Min. 75 Att.):	.489	by Justin Anderson, 45-92, 1991-92
Career (Min. 100 Att.):	.438	by Jamie Brandon, 46-105, 1991-93

### FREE THROWS MADE

Game:	30	by Pete Maravich, vs. Oregon State, 12-22-69
Season:	337	by Pete Maravich, 1969-70
Career:	893	by Pete Maravich, 1967-70

### FREE THROWS ATTEMPTED

Game:	31	by Pete Maravich, vs. Oregon State, 12-22-69
Season:	337	by Pete Maravich, 1969-70
Career:	1,152	by Pete Maravich, 1967-70

### CONSECUTIVE FREE THROWS MADE

Game:	21	by Pete Maravich, vs. Oregon State, 12-22-69
Season:	35	by Chris Jackson, 1989-90
Two Seasons:	31	by Eddie Palubinkas, 1973-74

### FREE THROW PERCENTAGE

Game (Min. 15 Att.):	1.000	by Eddie Palubinkas, 15-15, vs. Mississippi State, 3-1-73
Season (Min. 50 Att.):	.9095	by Chris Jackson, 191-210, 1989-90
Career (Min. 200 Att.):	.875	by Eddie Palubinkas, 259-295, 1972-74

### REBOUNDS

Game:	32	by Durand Macklin, vs. Tulane, 11-26-76
Season:	474	by Al Sanders, 1969-70
Career:	1,276	by Durand Macklin, 1976-81

# School Records

INTRO

THIS IS LSU

TIGERS

COACHES

REVIEW


PREVIEW

RECORDS


HISTORY

LSU


MEDIA



**Torris Bright**  
Most career games started (128)



**Derrick Taylor**  
Most minutes played in a season (1,342)



**Clarence Caesar**  
Career leader in steals (310)

## REBOUND AVERAGE

Season:	17.3	by Bob Pettit, 1953-54
Career:	14.8	by Bob Pettit, 1951-54

## FOULS

Season:	125	by Al Sanders, 1969-70
Career:	407	by Greg Cook, 1976-77; 1978-81

## ASSISTS

Game:	19	by Kenny Higgs, vs. Georgia, 1-17-77
Season:	239	by Kenny Higgs, 1976-77
Career:	645	by Kenny Higgs, 1974-78

## ASSIST AVERAGE

Season:	8.9	by Kenny Higgs, 1976-77
Career:	6.1	by Kenny Higgs, 1974-78

## GAMES

Season:	39	by Bernard Woodside, 1986-87
Career:	130	by Jose Vargas, 1984-88

## GAMES STARTED

Season:	38	by Anthony Wilson, 1986-87 & Derrick Taylor, Don Redden, 1985-86
Career:	128	by Torris Bright, 2000-03

## STEALS

Game:	10	by Shawn Griggs vs. Tennessee, 2-23-91
Season:	93	by Darryl Joe, 1986-87
Career:	310	by Clarence Caesar, 1991-95

## STEAL AVERAGE

Season:	3.0	by Clarence Caesar, 1993-94; 1994-95
Career:	2.8	by Clarence Caesar, 1992-95

## BLOCKED SHOTS

Game:	12	by Shaquille O'Neal, vs. Loyola Marymount, 2-3-90
Season:	157	by Shaquille O'Neal, 1991-92
Career:	412	by Shaquille O'Neal, 1989-92

## BLOCK AVERAGE

Season:	5.2	by Shaquille O'Neal, 1991-92
Career:	4.6	by Shaquille O'Neal, 1989-92

## MINUTES PLAYED

Season:	1,342	by Derrick Taylor, 1985-86
Career:	4,276	by Howard Carter, 1979-83

## Team Records

### POINTS

Game:	159	vs. Northern Arizona, 12-28-91 (LSU, 159-86)
Home Court:	159	vs. Northern Arizona, 12-28-91 (LSU, 159-86)
Road/Neutral:	124	vs. Texas, 1-2-90 (LSU 124-113)
1st half:	80	vs. Northern Arizona, 12-28-91 (LSU, 159-86)
2nd half:	79	vs. Northern Arizona, 12-28-91 (LSU, 159-86)
In a loss:	112	vs. Ole Miss, 3-4-89 (Ole Miss, 113-112-OT)
By Opponent:	141	by Loyola Marymount, 2-3-90 (LSU 148-141-OT)
Two Teams:	289	LSU (148), Loyola Marymount (141), 2-3-90
Season:	2,985	in 1969-70 (32 games)
Average:	93.3	in 1969-70 (2,985 in 32 games)
By Opponent:	2,861	in 1988-89 (32 games)

### FIELD GOALS MADE

Game:	61	vs. Loyola Marymount, 2-3-90
Two Teams:	113	LSU (61) vs. Loyola Marymount (52), 2-3-90
Season:	1,170	in 1985-86

### FIELD GOALS ATTEMPTED

Game:	114	vs. Louisiana College, 12-7-53
Season:	2,403	in 1969-70

### FIELD GOAL PERCENTAGE

Game:	.714	vs. Clemson, 12-20-69 (50 of 70)
Season:	.520	in 1978-79 (964 of 1,854)

### THREE-POINT FIELD GOALS MADE

Game:	17	at Tennessee, 3-01-03
Season:	215	in 2002-03



### Randy Livingston

Had 18 of LSU's school record  
38 assists against George Mason in 1994.



### Shaquille O'Neal

Had a triple-double with 10 of LSU's  
16 blocks against Texas in 1990.

#### THREE-POINT FIELD GOALS ATTEMPTED

Game:	40	vs. South Carolina, 2-10-96
Season:	614	in 1995-96

#### THREE-POINT FIELD GOAL PERCENTAGE

Game:	1.000	vs. Arkansas State, 12-4-86 (3-3)
Season:	.401	in 1986-87 season (181-451)

#### FREE THROWS MADE

Game:	41	vs. Tulane, 12-22-79
Season:	667	in 1969-70

#### FREE THROWS ATTEMPTED

Game:	55	vs. Tulane, 12-22-79
Season:	944	in 1980-81

#### FREE THROW PERCENTAGE

Game:	1.000	vs. Tennessee, 3-11-83 (11-11)
Season:	.770	in 1988-89 (557-723)

#### REBOUNDS

Game:	80	vs. Montana State, 12-27-76
Season:	1,691	in 1969-70 (32 games)
Average:	52.8	in 1969-70 (1,691 in 32 games)

#### FOULS

Season:	747	in 1986-87
Fouled Out:	37	in 1952-53, 1973-74

#### ASSISTS

Game:	38	vs. George Mason, 12-3-94
Season:	616	in 1974-75
Average:	23.7	in 1974-75 (616 in 26 games)

#### BLOCKED SHOTS

Game:	16	vs. Texas, 1-2-90
Season:	225	in 1989-90
Average:	7.0	in 1989-90 (225 in 32 games)

#### STEALS

Game:	23	vs. Tennessee, 2-23-91
Season:	352	in 1986-87
Average:	10.5	in 1990-91 (316 in 30 games)

#### GAMES

Season:	39	in 1986-87
Most Wins:	31	in 1980-81
Most Losses:	23	in 1966-67
Win Streak:	26	in 1980-81

#### ATTENDANCE

Game (Paid):	68,112	Louisiana Superdome, Jan. 20, 1990 vs. Notre Dame
Game (Turnstile):	54,321	Louisiana Superdome, Jan. 28, 1989 vs. Georgetown
Game (PMAC):	15,694	vs. Ole Miss, 2-25-81
Season (Home):	314,369	in 1989-90 (19 games, one in Louisiana Superdome)
Season (PMAC):	246,257	in 1989-90 (18 games)
Season Average	13,708	in 1980-81 (15 games)



# Pete Maravich Assembly Center Records

INTRO

THIS IS LSU

TIGERS

COACHES

REVIEW

PREVIEW

RECORDS

HISTORY

LSU

MEDIA

## Individual Records

### POINTS

LSU: 53 by Shaquille O'Neal, vs. Arkansas State, 12-18-90  
Opp: 48 by Hank Gathers, Loyola Marymount, 2-3-90

### FIELD GOALS MADE

LSU: 19 by Chris Jackson, vs. Florida, 3-1-89  
Opp: 20 by Hank Gathers, Loyola Marymount, 2-3-90

### FIELD GOAL PERCENTAGE (Minimum 10 attempts)

LSU: 1.000 by Stanley Roberts, 10-10, Loyola Marymount, 2-3-90;  
1.000 by Durand Macklin, 12-12, vs. Mississippi State, 1-5-80  
Opp: .909 by Ronnie Williams, Florida, 10-11, 1-2-82;  
by Bob Guyette, Kentucky, 10-11, 1-5-74;

### THREE POINT FIELD GOALS MADE

LSU: 8 by Maurice Carter, vs. Arkansas, 1-2-99  
8 by Ronnie Henderson, vs. Kentucky, 2-15-94  
Opp: 9 by Anderson Hunt, UNLV, 1-28-90

### THREE POINT FG PERCENTAGE (Minimum 4 attempts)

LSU: 1.000 by Antonio Hudson, 6-6, vs. Louisiana-Lafayette, 11-21-04  
1.000 by Collis Temple, 5-5, vs. Nicholls State, 12-22-00  
1.000 by Darrel Mitchell, 5-5, vs. Auburn, 2-26-03

### FREE THROWS MADE

LSU: 17 by Shaquille O'Neal, vs. Arkansas State, 12-18-90  
Opp: 15 by Ernie Grunfeld, Tennessee, 1-15-77

### FREE THROWS ATTEMPTED

LSU: 21 by Shaquille O'Neal, vs. Arkansas State, 12-18-90  
Opp: 18 by Leon Douglas, Alabama, 2-17-75

### FREE THROW PERCENTAGE

LSU: 1.000 by Eddie Palubinskas, 16-16, vs. Mississippi State, 3-1-73  
Opp: 1.000 by Carlos Zuniga, Tulane, 10-10, 12-4-78;  
1.000 by Sidney Moncrief, Arkansas, 10-10, 12-29-77;  
1.000 by Joe Rogers, Villanova, 10-10, 12-28-76

### REBOUNDS

LSU: 32 by Durand Macklin, vs. Tulane, 11-26-76  
Opp: 23 by Larry Fry, Mississippi State, 1-16-75

### ASSISTS

LSU: 19 by Kenny Higgs, vs. Georgia, 1-17-77  
Opp: 15 by Eddie Johnson, Auburn, 1-3-76

### BLOCKED SHOTS

LSU: 12 by Shaquille O'Neal, vs. Loyola Marymount, 2-3-90  
Opp: 6 by Charles Claxton, Georgia, 2-19-94

### STEALS

LSU: 10 by Shawn Griggs, vs. Tennessee, 2-23-91  
Opp: 9 by Mike Varos, Cal State Los Angeles, 12-8-89

## Team Records

### POINTS

LSU: 159 vs. Northern Arizona, 159-86, 12-28-91  
Opp: 141 by Loyola Marymount, LSU 148-141 (OT), 2-3-90

### FIELD GOALS MADE

LSU: 61 vs. Loyola Marymount, 2-3-90; vs. Northern Arizona, 12-28-91  
Opp: 53 by Illinois, 12-22-88

### FIELD GOALS ATTEMPTED

LSU: 103 vs. Northern Arizona, 12-28-91  
Opp: 116 by Loyola Marymount, 2-11-89

### FIELD GOAL PERCENTAGE

LSU: .703 vs. Centenary, 1-15-03  
Opp: .684 by Tulane, 3-12-82

### FREE THROWS MADE

LSU: 41 vs. Tulane, 12-22-79  
Opp: 31 by Tulane, 3-12-82

### FREE THROWS ATTEMPTED

LSU: 55 vs. Tulane, 12-22-79  
Opp: 42 by Tulane, 3-12-82; Georgia, 3-12-82

### MOST THREE-POINT FIELD GOALS MADE

LSU: 16 vs. Auburn, 2-26-03

### FOULS

LSU: 39 vs. Ole Miss, 1-14-84  
Opp: 42 by Tulane, 12-22-79

### MARGIN OF VICTORY

LSU: 75 vs. Grambling State, 112-37, 11-20-99  
Opp: 32 by Kentucky, 129-97, 1-16-96

### POINTS IN ONE HALF

LSU: 80 vs. Northern Arizona, 1st half, 12-28-91  
79 vs. Northern Arizona, 2nd half, 12-28-91  
Opp: 86 by Kentucky, 1st half, 1-16-96

### MOST WINS

LSU: 16 in 1989-90 season, 2002-03 season  
Opp: 7 in 1994-95; 1995-96; 2000-01 season

## Miscellaneous Records

**First Game:** Vanderbilt 80, LSU 73 (Jan. 3, 1972)

**First Win:** LSU 90, Georgetown 71 (Jan. 6, 1972)

**10th Win:** LSU 67, Florida 54 (Jan. 22, 1973)

**50th Win:** LSU 77, Auburn 73 (Jan. 29, 1977)

**100th Win:** LSU 92, Florida 75 (Jan. 31, 1981)

**150th Win:** LSU 67, Kentucky 61 (March 2, 1985)

**200th Win:** LSU 111, Tennessee 94 (Jan. 8, 1990)

**250th Win:** LSU 76, Alabama 68 (Feb. 23, 1993)

**300th Win:** LSU 72, Jackson State 53 (Dec. 12, 1998)

**350th Win:** LSU 75, Prairie View 49 (Dec. 17, 2002)

**400th Win:** LSU 55, Ole Miss 52 (March 4, 2006)

**Record in Assembly Center:** 414-139 (.748)

**SEC Record in Assembly Center:** 201-109 (.648)

**Non-Conference Record in Assembly Center:** 213-30 (.876)

**Largest Single-Game Crowd:** 15,694 vs. Ole Miss, 2-25-81

**Single-Season Attendance:** 246,257 (18 games) 1989-90 (13,681 avg.)

**Single-Season Average:** 13,708, 1980-81

**Maravich Center Totals:** 5,790,138 (553 games)

36 seasons (10,470 avg.)

## LONGEST OVERALL WINNING STREAK

1. 26 - Nov. 30, 1980 to Feb. 28, 1981
2. 19 - Dec. 29, 1952 to March 14, 1953
3. 18 - Feb. 14, 1920 to Feb. 11, 1921
4. 17 - Feb. 1917 to Feb. 6, 1918
5. 15 - Feb. 1921 to March 16, 1922

## LONGEST SEC WINNING STREAK

1. 32 - Feb. 4, 1952 to March 6, 1954
2. 23 - Jan. 1, 1934 to Dec. 23, 1935
3. 17 - Jan. 3, 1981 to Feb. 25, 1981
4. 13 - Feb. 16, 2005 to Feb. 11, 2006
4. 12 - Feb. 9, 1945 to Jan. 11, 1947
5. 10 - Jan. 3, 1980 to Feb. 21, 1980

## SEC HOME WINNING STREAK

1. 26 - Feb. 13, 1933 to Jan. 31, 1936
2. 20 - Jan. 14, 1952 to Feb. 22, 1954
3. 19 - March 3, 2004 to Jan. 17, 2007
4. 15 - Jan. 3, 1981 to Feb. 10, 1982
5. 12 - Jan. 14, 1984 to Jan. 26, 1985

## SEC ROAD WINNING STREAK

1. 14 - Feb. 4, 1952 to March 6, 1954
1. 14 - Jan. 19, 1980 to Feb. 21, 1981
3. 10 - Feb. 19, 1942 to Feb. 20, 1943
4. 6 -- Feb. 16, 2005 to Jan. 28, 2006
4. 6 - Jan. 11, 1946 to Jan. 11, 1947

## CONSECUTIVE WINNING SEASONS

1. 11 - 1982-83 - 1992-93
2. 9 - 1913-14 - 1921-22
- 3. 6 - 2001-02 to present**
3. 5 - 1976-77 - 1980-81
5. 4 - 1931-32 - 1934-35

## CONSECUTIVE NON-LOSING SEASONS

1. 17 - 1976-77 - 1992-93
2. 12 - 1931-32 - 1942-43
3. 10 - 1913-14 - 1922-23

## 30-WIN SEASONS

- 1 - 1980-81

## 25-WIN SEASONS

- 5 - 1979-80, 1980-81, 1985-86, 1999-2000, 2005-06

## 20-WIN SEASONS

- 18 - last in 2005-06

## RECORD IN SEASON OPENERS

- Overall - 80-19 (.808)  
 Under John Brady - 10-0 (1.000)  
 SEC Openers - 42-31 (.575)  
 SEC Openers Under John Brady - 3-7 (.300)

## MOST VICTORIES - TWO YEAR PERIOD

1. 57 - 1980-1981
2. 50 - 1986-1987
3. 49 - 1979-1980
4. 47 - 2005-2006
5. 45 - 1985-1986

## MOST VICTORIES - THREE YEAR PERIOD

1. 80 - 1979-1981
2. 71 - 1980-1982
3. 69 - 1985-1987
4. 68 - 1986-1988
5. 67 - 1978-1980



## MOST VICTORIES - FOUR YEAR PERIOD

1. 98 - 1978-1981
2. 94 - 1979-1982
3. 90 - 1980-1983
4. 87 - 1984-1987
5. 86 - three times

## BIGGEST HALFTIME MARGINS BY LSU

(JOHN BRADY ERA)

1. +36 - Southern-NO (11-20-97)
1. +36 - Centenary (1-15-03)
3. +32 - Nicholls State (11-22-02)
4. +31 - Georgia (1-25-06)
5. +30 - Arkansas (2-22-03)
6. +29 - Nicholls State (11-21-05)
7. +27 - Centenary (1-17-01)
8. +26 - Arkansas (3-13-03)
8. +26 - Grambling (11-28-99)
8. +26 - Nicholls State (11-17-06)
8. +26 - Miss. Valley State (12-28-06)

## BIGGEST HALFTIME DEFICITS

(JOHN BRADY ERA)

1. -32 - vs. Tennessee (1-6-99)
2. -25 - vs. Arkansas (2-17-01)
3. -21 - vs. Florida (1-16-02)
3. -21 - vs. Mississippi State (2-11-98)
5. -20 - vs. Auburn (1-13-01)
5. -20 - vs. Ole Miss (3-9-07)
7. -19 - vs. Auburn (2-6-99)
8. -18 - vs. Ole Miss (2-18-98)
9. -16 - vs. Mississippi State (2-25-04)
10. -15 - vs. Fresno State (11-26-97)
10. -15 - vs. Ole Miss (1-21-98)
10. -15 - vs. Florida (1-12-00)
10. -15 - vs. Mississippi State (2-13-02)
10. -15 - vs. UCLA (4-1-06)

## MOST POINTS IN A HALF BY LSU

(JOHN BRADY ERA)

1. 60 - 2nd - Grambling (1-20-99)
2. 59 - 1st - Centenary (1-15-03)
3. 58 - 2nd - Tennessee (1-14-06)
4. 56 - 1st - Wyoming (11-27-99)
5. 55 - 2nd - Southern (1-19-01)
5. 55 - 2nd - Nicholls State (11-21-05)
7. 54 - 2nd - Centenary (12-21-99)
7. 54 - 2nd - Ole Miss (2-16-00)
9. 53 - 2nd - Louisiana-Monroe (11-29-03)
9. 53 - 2nd - McNeese State (12-7-02)
9. 53 - 2nd - Centenary (1-15-03)
9. 53 - 2nd - Louisiana-Monroe (11-20-00)

## FEWEST POINTS IN A HALF BY LSU (JOHN BRADY ERA)

1. 10 - 1st - Ole Miss (3-3-04)
2. 14 - 1st - Wisconsin (3-23-00)
3. 15 - 1st - Mississippi State (1-17-04)
3. 15 - 1st - Ole Miss (2-7-01)
5. 16 - 1st - Alabama (2-10-99)
6. 17 - 1st -- Ole Miss (3-9-07)
7. 18 - 2nd - Ole Miss (2-7-01)
7. 18 - 1st - Tennessee (1-6-99)
9. 19 - 1st - Alabama (2-2-02)
9. 19 - 2nd - Mississippi State (1-16-99)

## MOST POINTS IN A HALF ALLOWED BY LSU

(JOHN BRADY ERA)

1. 55 - 2nd - Florida (1-16-02)
2. 54 - 2nd - Georgia (1-5-03)
3. 53 - 2nd - Florida (1-20-99)
4. 52 - 2nd - Vanderbilt (2-21-04)
4. 52 - 1st - Arkansas (12-29-98)
6. 51 - 2nd - Mississippi State (1-24-01)
7. 50 - 2nd - New Orleans (11-24-04)
7. 50 - 2nd - Oakland (11-26-99)
7. 50 - 2nd - Auburn (1-9-99)
7. 50 - 1st - Washington (12-20-06)


## FEWEST POINTS IN A HALF ALLOWED

OPONENTS (JOHN BRADY ERA)

1. 10 - 2nd - Nicholls State (12-30-01)
2. 11 - 2nd - Grambling (11-20-99)
3. 12 - 1st - Nicholls State (11-22-02)
3. 12 - 2nd - Nicholls State (11-22-02)
5. 15 - 1st - Mississippi State (2-11-98)
6. 16 - 1st - Delaware State (12-3-02)
7. 16 - 1st - Centenary (1-17-01)
8. 17 - 1st - Louisiana-Monroe (11-20-00)
8. 17 - 2nd - Southeastern La. (11-22-99)
8. 17 - 1st - McNeese State (11-23-98)
8. 17 - 1st - Centenary (11-24-97)
8. 17 - 2nd - Wright State (11-17-06)

# Miscellaneous Records

- INTRO
- THIS IS LSU
- TIGERS
- COACHES
- REVIEW
- PREVIEW
- RECORDS
- HISTORY
- LSU
- MEDIA



Ronnie Henderson, the last LSU player to score 40 in a game, Feb. 11, 1995 vs. Alabama

## The Last Time

### An LSU Player Had . . .

30 or more points -- 32 -- Darrel Mitchell, vs. Ohio State, Jan. 15, 2005
40 or more points -- 40 -- Ronnie Henderson, vs. Alabama, Feb. 11, 1995
50 or more points -- 53 -- Shaquille O'Neal, vs. Arkansas State, Dec. 18, 1990
60 or more points -- 64 -- Pete Maravich, vs. Kentucky, Feb. 21, 1970
15 or more rebounds -- 15 -- Glen Davis, vs. Tennessee (SECT), March 8, 2007
20 or more rebounds -- 21 -- Jaime Lloreda, vs. McNeese State, Nov. 24, 2003
10 or more assists -- 10 -- Tack Minor, vs. Ohio State, Jan. 15, 2005
5 or more blocks -- 5 -- Garrett Temple, vs. Tennessee (SECT), March 8, 2007
7 or more steals -- 7 -- Darrel Mitchell, vs. UL-Lafayette, Nov. 21, 2004

### An LSU Opposing Player Had . . .

30 or more points -- 31 -- Jermareo Davidson, Alabama, Jan. 31, 2007
40 or more points -- 43 -- Todd Day, Arkansas, Jan. 11, 1992
50 or more points -- 53 -- Gerald Glass, Ole Miss, March 4, 1989
60 or more points -- 63 -- Johnny Neumann, Ole Miss, Jan. 30, 1971
15 or more rebounds -- 16 -- Dwayne Mitchell, UL-Lafayette, Dec. 17, 2005
20 or more rebounds -- 21 -- Larry Richard, TCU, Nov. 21, 1986
10 or more assists -- 11 -- Todd Abernethy, Ole Miss, Feb. 14, 2007
5 or more blocks -- 5 -- David Gomez, Tulane, Dec. 2, 2006
7 or more steals -- 7 -- Chris Daniels, Georgia, March 8, 2002

### The Last Time LSU . . .

Scored 100 points -- 104 -- vs. Nicholls State (LSU, 104-57), Nov. 21, 2005
Scored less than 50 points -- 45 -- vs. UCLA (UCLA, 59-45), April 1, 2006
Allowed less than 50 points -- 49 -- vs. Connecticut (LSU, 66-49), Jan. 6, 2007
Allowed 100 points -- 101 -- vs. Ohio State (LSU, 113-101), Jan. 15, 2005
Shot 60 percent from the field -- 60.9% (28-46) -- vs. Ole Miss, Feb. 14, 2007
Grabbed 60 rebounds -- 60 -- vs. Troy State, Dec. 22, 1998
Committed less than 10 turnovers -- 6 -- vs. Samford, Dec. 29, 2006
Committed more than 20 turnovers -- 23 -- vs. Tennessee (SECT), March 8, 2007
Committed 30 or more personal fouls -- 30 -- at South Carolina, Feb. 10, 1996

## LSU Trends & Records

	06-07	Brady Era
Overall Record	17-15	184-126
Home Record	14-4	126-37
Road Record	2-9	31-69
Neutral	1-2	27-20

In SEC games	5-11	73-87
Non-Conference	12-4	111-39
SEC Tournament	1-1	9-10
NIT	0-0	1-2
NCAA Tournament	0-0	6-4

### LSU's Record...

In November	3-1	34-7
In December	7-2	51-13
In January	3-5	37-45
In February	2-6	35-43
In March	2-1	27-17
In April	----	0-1

### LSU vs. Ranked Opponents

At home	3-2	12-16
On the road	0-2	3-26
Neutral	1-0	8-5

### LSU's Record in Games...

Decided by 5 pts or less	2-6	48-44
Decided by 10 pts or less	6-11	73-73
Decided by 11 pts or more	11-4	111-53
At night	11-10	133-79
During the day	6-5	51-47
Decided in Overtime	1-1	8-7
Televised	11-14	83-80

### LSU's Record When Scoring...

Less than 60 points	0-5	10-54
60-69 points	9-5	49-46
70-79 points	4-5	58-24
80-89 points	1-0	39-2
90-99 points	3-0	23-0
100 or more points	----	5-0

### LSU's Record When Allowing...

Less than 60 points	13-3	95-16
60-69 points	4-2	63-36
70-79 points	0-7	21-41
80-89 points	0-4	4-30
90-99 points	----	0-3
100 or more points	----	1-0

### LSU's Record When...

Leading at the half	14-4	148-25
Trailing at the half	3-8	30-92
Tied at the half	0-3	6-9
Lead 10 minutes left	16-5	156-23
Trailing 10 minutes left	0-10	26-99
Tied 10 minutes left	1-0	2-4
Lead 5 minutes left	16-4	159-18
Trailing 5 minutes left	1-10	20-102
Tied 5 minutes left	0-1	5-6

### LSU's Record...

Shooting 50% or higher	8-4	88-17
Shooting less than 50%	9-11	96-109
Shooting more than Opp.	16-4	153-31
Shooting less than Opp.	1-11	31-94
Even shooting	----	0-1
More 3PT FGs than Opp.	10-2	85-31
Outrebounding Opponent	16-6	153-30
Outrebounded by Opponent	1-9	29-88
Equal Rebounds	----	2-8
Commit fewer TO than Opp.	6-6	93-29
Commit more TO than Opp.	10-8	80-89
Equal TO	1-1	11-8
15 or fewer TO	11-11	108-53

- INTRO
- THIS IS LSU
- TIGERS
- COACHES
- REVIEW
- PREVIEW
- RECORDS**
- HISTORY
- LSU
- MEDIA

## SCORING

1. Pete Maravich	1967-70	3667
2. Rudy Macklin	1976-81	2080
3. Howard Carter	1979-83	1942
4. Shaquille O'Neal	1989-92	1941
5. Bob Pettit	1951-54	1916
6. Kenny Higgs	1974-78	1896
7. Chris Jackson	1988-90	1854
8. Ronald Dupree	1909-03	1726
9. Derrick Taylor	1981-82; 83-86	1590
10. Glen Davis	2004-07	1587

## SCORING AVERAGE

1. Pete Maravich	1967-70	44.2
2. Chris Jackson	1988-90	29.0
3. Bob Pettit	1951-54	27.4
4. Shaquille O'Neal	1989-92	21.6
5. Glenn Hansen	1973-75	20.5
6. Ronnie Henderson	1993-96	20.3
7. Roger Sigler	1954-57	19.1
8. Eddie Palubinskas	1972-74	18.5
9. Kenny Higgs	1974-78	17.9
10. Dick Maile	1962-65	17.4

## FIELD GOALS MADE

1. Pete Maravich	1967-70	1387
2. Rudy Macklin	1976-81	852
3. Howard Carter	1979-83	806
4. Shaquille O'Neal	1989-92	786
5. Bob Pettit	1951-54	721
6. Kenny Higgs	1974-78	687
7. Ronald Dupree	2000-03	665
8. Chris Jackson	1989-90	664
9. Leonard Mitchell	1980-84	630
10. Derrick Taylor	1981-82; 83-86	622

## 3-POINT FG MADE

1. Darrel Mitchell	2002-06	258
2. Torris Bright	2000-03	237
3. Ronnie Henderson	1993-96	189
4. Clarence Ceasar	1991-95	175
5. Antonio Hudson	2001-05	174
6. Chris Jackson	1988-90	172
7. Collis Temple III	2000-03	171
8. Maurice Carter	1995-99	157
9. Brian Beshara	1998-01	122
10. Mike Hansen	1990-93	113

## FIELD GOAL PCT. (Min. 250 Att.)

1. Dave Ramsden	1967-69	.643
2. Shaquille O'Neal	1989-92	.610
3. Tyrus Thomas	2005-06	.608
4. Rudy Macklin	1976-81	.595
5. Al Sanders	1969-72	.585
6. Stanley Roberts	1989-90	.576
7. Jaime Lloreda	2002-04	.571
8. Stromile Swift	1998-00	.560
8. Vernel Singleton	1988-92	.560
10. Floyd Bailey	1974-78	.557

## ASSISTS

1. Kenny Higgs	1974-78	645
2. Ethan Martin	1977-81	638
3. Torris Bright	2000-03	544
4. Pete Maravich	1967-70	425
5. Derrick Taylor	1981-82; 83-86	401
6. Mike Darnall	1972-75	399
7. Darrel Mitchell	2002-06	367
8. Ricky Blanton	1984-86; 87-89	314
9. Johnny Jones	1980-84	271
10. Tommy Hess	1969-72	267

## FREE THROWS MADE

1. Pete Maravich	1967-70	893
2. Kenny Higgs	1974-78	522
3. Bob Pettit	1951-54	474
4. Vernel Singleton	1988-92	432
5. Glen Davis	2004-07	429
6. Ethan Martin	1977-81	390
7. Rudy Macklin	1976-81	376
8. Roger Sigler	1954-57	372
9. Shaquille O'Neal	1989-92	369
10. Derrick Taylor	1981-82; 83-86	364

## FREE THROW PCT. (Min. 200 Att.)

1. Eddie Palubinskas	1972-74	.875
2. Chris Jackson	1988-90	.863
3. Don Redden	1982-86	.840
4. Kenny Drost	1964-67	.839
5. Harry Heroman	1963-66	.816
6. Derrick Taylor	1981-82; 83-86	.801
7. George Nattin	1959-62	.792
8. Howard Carter	1979-83	.789
9. Pete Maravich	1967-70	.775
10. Danny Hester	1968-70	.774

## 3-POINT FG PCT. (Min. 75 Att.)

1. Justin Anderson	1991-92	.489
2. Jamie Brandon	1991-93	.438
3. Anthony Wilson	1986-87	.421
4. Ricky Blanton	1987-89	.411
5. Mike Hansen	1990-93	.397
6. Darrel Mitchell	2002-06	.396
7. Torris Bright	1999-03	.392
8. Landers Nolley	1994-96	.383
9. Brian Beshara	1998-01	.372
9. Chris Jackson	1988-90	.372

## REBOUNDS

1. Rudy Macklin	1976-81	1276
2. Shaquille O'Neal	1989-92	1217
3. Al Sanders	1969-72	1168
4. Bob Pettit	1951-54	1039
5. Leonard Mitchell	1980-84	922
6. Glen Davis	2004-07	916
7. Ronald Dupree	2000-03	907
8. Ned Clark	1951-55	870
9. Lionel Green	1975-79	809
10. Bill Newton	1969-72	802

## REBOUNDING AVERAGE

1. Bob Pettit	1951-54	14.8
2. Al Sanders	1969-72	14.1
3. Shaquille O'Neal	1989-92	13.5
4. Ned Clark	1951-55	11.8
5. Rudy Macklin	1976-81	10.4
5. Dick Maile	1962-65	10.4
7. Roger Sigler	1953-56	10.3
8. Maury Drummond	1960-63	10.2
9. Jaime Lloreda	2002-04	10.1
10. Danny Hester	1968-70	10.0

## BLOCKED SHOTS

1. Shaquille O'Neal	1989-92	412
2. Stromile Swift	1998-00	130
3. Glen Davis	2004-07	110
4. Brandon Bass	2003-05	104
5. Jose Vargas	1984-88	100
6. Tyrus Thomas	2005-06	99
7. Lionel Green	1975-79	94
8. Jaime Lloreda	2002-04	89
9. Leonard Mitchell	1980-84	82
10. Nikita Wilson	1983-87	77

## STEALS

1. Clarence Ceasar	1991-95	310
2. Ethan Martin	1977-81	279
3. Torris Bright	2000-03	246
4. Darrel Mitchell	2002-06	219
5. Derrick Taylor	1981-82; 83-86	207
6. Jerry Reynolds	1982-85	194
7. Darryl Joe	1986-88	173
8. Jermaine Williams	1998-02	154
9. Leonard Mitchell	1980-84	151
10. Vernel Singleton	1988-92	136
10. Johnny Jones	1980-84	136

## MINUTES PLAYED

1. Howard Carter	1979-83	4276
2. Torris Bright	2000-03	4250
3. Rudy Macklin	1976-81	3965
4. Darrel Mitchell	2002-06	3891
5. Derrick Taylor	1981-82; 83-86	3835
6. Leonard Mitchell	1980-84	3832
7. Ronald Dupree	2000-03	3710
8. Ethan Martin	1977-81	3596
9. Ricky Blanton	1984-86; 87-89	3556
10. Vernel Singleton	1988-92	3503

# Individual Single-Season Records

- INTRO
- THIS IS LSU
- TIGERS
- COACHES
- REVIEW
- PREVIEW
- RECORDS**
- HISTORY
- LSU
- MEDIA

## SCORING

1. Pete Maravich	1969-70	1381
2. Pete Maravich	1968-69	1148
3. Pete Maravich	1967-68	1138
4. Chris Jackson	1988-89	965
5. Chris Jackson	1989-90	889
6. Bob Pettit	1953-54	785
7. Shaquille O'Neal	1990-91	774
8. Shaquille O'Neal	1991-92	722
9. Glen Davis	2005-06	669
10. John Williams	1985-86	658

## SCORING AVERAGE

1. Pete Maravich	1969-70	44.5
2. Pete Maravich	1968-69	44.2
3. Pete Maravich	1967-68	43.8
4. Bob Pettit	1953-54	31.4
5. Chris Jackson	1988-89	30.2
6. Chris Jackson	1989-90	27.8
7. Shaquille O'Neal	1990-91	27.6
8. Bob Pettit	1951-52	25.5
9. Roger Sigler	1955-56	25.1
10. Bob Pettit	1952-53	24.7

## FIELD GOALS MADE

1. Pete Maravich	1969-70	522
2. Pete Maravich	1968-69	433
3. Pete Maravich	1967-68	432
4. Chris Jackson	1988-89	359
5. Shaquille O'Neal	1990-91	312
6. Chris Jackson	1989-90	305
7. Shaquille O'Neal	1991-92	294
8. Bob Pettit	1953-54	281
9. John Williams	1985-86	269
10. Ricky Blanton	1988-89	250
10. Glen Davis	2005-06	250

## 3-POINT FG MADE

1. Anthony Wilson	1986-87	95
2. Chris Jackson	1989-90	88
3. Chris Jackson	1988-89	84
4. Darrel Mitchell	2005-06	82
5. Torris Bright	2001-02	76
6. Ronnie Henderson	1993-94	72
7. Maurice Carter	1998-99	71
8. Ronnie Henderson	1994-95	68
9. Darrel Mitchell	2003-04	67
9. Darrel Mitchell	2004-05	67

## FIELD GOAL PCT. (Min. 100 Att.)

1. David Ramsden	1968-69	.6747
2. Ralph Jukkola	1967-68	.6377
3. Shaquille O'Neal	1990-91	.6278
4. Rudy Macklin	1980-81	.6246
5. Rudy Macklin	1977-78	.6217
6. Shaquille O'Neal	1991-92	.6151
7. Stromile Swift	1999-00	.6080
7. Tyrus Thomas	2005-06	.6080
9. Rudy Macklin	1979-80	.6057
10. Al Sanders	1971-72	.5958

## ASSISTS

1. Kenny Higgs	1976-77	239
2. T.J. Pugh	1990-91	196
3. Pete Maravich	1969-70	192
4. Ethan Martin	1980-81	190
5. Ethan Martin	1979-80	174
6. Kenny Higgs	1975-76	173
7. Darrel Mitchell	2005-06	160
8. Randy Livingston	1994-95	151
9. Torris Bright	2002-03	150
9. Ethan Martin	1978-79	150

## FREE THROWS MADE

1. Pete Maravich	1969-70	337
2. Pete Maravich	1968-69	282
3. Pete Maravich	1967-68	274
4. Bob Pettit	1953-54	223
5. Chris Jackson	1989-90	191
6. Glen Davis	2005-06	163
6. Chris Jackson	1988-89	163
6. Kenny Higgs	1976-77	163
9. Roger Sigler	1955-56	151
10. Shaquille O'Neal	1990-91	150

## FREE THROW PCT. (Min. 50 Att.)

1. Chris Jackson	1989-90	.9095
2. Kenny Drost	1965-66	.9024
3. Eddie Palubinskas	1972-73	.8954
4. Derrick Taylor	1985-86	.8804
5. Anthony Wilson	1985-86	.8800
6. Don Redden	1984-85	.8732
7. Jordy Hultberg	1976-77	.8667
8. Harry Heroman	1965-66	.8627
9. Bob Miller	1976-77	.8621
10. Jermaine Williams	2001-02	.8537

## 3-POINT FG PCT. (Min. 50 Att.)

1. Jamie Brandon	1992-93	.509
2. Justin Anderson	1991-92	.489
3. Fess Irvin	1986-87	.463
4. Mike Hanson	1992-93	.452
5. Brian Beshara	1998-99	.431
6. Darrel Mitchell	2002-03	.424
7. Landers Nolley	1994-95	.421
7. Anthony Wilson	1986-87	.421
9. Darrel Mitchell	2003-04	.419
10. Maurice Carter	1998-99	.415

## REBOUNDS

1. Al Sanders	1969-70	474
2. Bob Pettit	1953-54	432
3. Shaquille O'Neal	1991-92	421
4. Shaquille O'Neal	1990-91	411
5. Shaquille O'Neal	1989-90	385
6. Ned Clark	1954-55	380
7. Al Sanders	1970-71	369
8. Rudy Macklin	1980-81	351
9. Glen Davis	2005-06	350
10. Danny Hester	1969-70	345

## REBOUNDING AVERAGE

1. Bob Pettit	1953-54	17.3
2. Ned Clark	1954-55	15.8
3. Al Sanders	1970-71	14.8
4. Al Sanders	1969-70	14.8
5. Shaquille O'Neal	1990-91	14.7
6. Shaquille O'Neal	1991-92	14.0
7. Bob Pettit	1952-53	13.9
8. Roger Sigler	1954-55	13.8
9. Bob Pettit	1951-52	13.1
10. Maury Drummond	1960-61	12.5

## BLOCKED SHOTS

1. Shaquille O'Neal	1991-92	157
2. Shaquille O'Neal	1990-91	140
3. Shaquille O'Neal	1989-90	115
4. Tyrus Thomas	2005-06	99
5. Stromile Swift	1999-00	95
6. Jaime Lloreda	2002-03	61
6. Lionel Green	1978-79	61
8. Stanley Roberts	1989-90	60
9. Brandon Bass	2003-04	56
10. Brandon Bass	2004-05	48

## STEALS

1. Darryl Joe	1986-87	93
2. Clarence Ceasar	1991-92	90
3. Derrick Taylor	1985-86	86
4. Ethan Martin	1980-81	83
5. Shawn Griggs	1990-91	81
5. Jerry Reynolds	1983-84	81
7. Darryl Joe	1987-88	80
7. Clarence Ceasar	1993-94	80
9. Jermaine Williams	2001-02	76
10. Clarence Ceasar	1992-93	74

## MINUTES PLAYED

1. Derrick Taylor	1985-86	1342
2. Anthony Wilson	1986-87	1338
3. Darrel Mitchell	2005-06	1322
4. John Williams	1985-86	1277
<b>5. Tasmin Mitchell</b>	<b>2005-06</b>	<b>1240</b>
6. Ricky Blanton	1988-89	1231
7. Nikita Wilson	1986-87	1219
8. Howard Carter	1980-81	1209
<b>9. Garrett Temple</b>	<b>2005-06</b>	<b>1207</b>
10. Ronald Dupree	2001-02	1203

# Individual Single-Game Records

## SCORING

1.	Pete Maravich vs. Alabama	Feb. 7, 1970	69
2.	Pete Maravich vs. Tulane	Feb. 10, 1969	66
3.	Pete Maravich vs. Kentucky	Feb. 21, 1970	64
4.	Pete Maravich vs. Vanderbilt	Dec. 11, 1969	61
5.	Bob Pettit vs. Louisiana College	Dec. 7, 1953	60
6.	Pete Maravich vs. Alabama	Feb. 17, 1968	59
7.	Pete Maravich vs. Georgia	March 8, 1969	58
7.	Pete Maravich vs. Mississippi State	Dec. 22, 1967	58
9.	Bob Pettit vs. Georgia	Jan. 9, 1954	57
10.	(tie) Pete Maravich (6 times), Chris Jackson (1)		55

## FIELD GOALS MADE

1.	Pete Maravich vs. Alabama	Feb. 7, 1970	26
1.	Pete Maravich vs. Vanderbilt	Dec. 11, 1969	26
3.	Pete Maravich vs. Tulane	Feb. 10, 1969	25
4.	Pete Maravich vs. Alabama	Feb. 17, 1968	24
5.	Pete Maravich vs. Kentucky	Feb. 21, 1970	23
5.	Bob Pettit vs. Georgia	Jan. 9, 1954	23

## FIELD GOALS ATTEMPTED

1.	Pete Maravich vs. Alabama	Feb. 7, 1970	57
1.	Pete Maravich vs. Vanderbilt	Jan. 29, 1969	57
3.	Pete Maravich vs. Vanderbilt	Dec. 11, 1969	54
4.	Pete Maravich vs. Kentucky	Feb. 22, 1969	53
5.	Pete Maravich vs. Alabama	Feb. 17, 1968	52

## FIELD GOAL PERCENTAGE (Min. 10 Attempts)

1.	Durand Macklin vs. Mississippi State (12-12)	Jan. 5, 1980	1.000
1.	Stanley Roberts vs. Loyola Marymount (10-10)	Feb. 3, 1990	1.000
1.	Bill Wilson vs. Georgia (10-10)	Jan. 4, 1964	1.000
4.	Brandon Bass vs. Louisiana-Lafayette (11-12)	Nov. 21, 2004	.917
5.	Nikita Wilson vs. Montana State (11-12)	Nov. 22, 1985	.916
5.	Durand Macklin vs. Ole Miss (11-12)	Jan. 28, 1977	.916
5.	Ray Lewis vs. Alabama (11-12)	Feb. 20, 1962	.916

## 3-POINT FIELD GOALS MADE


1.	Chris Jackson vs. Tennessee	Feb. 10, 1990	10
2.	Chris Jackson vs. Ole Miss	March 4, 1989	9
3.	Maurice Carter vs. Arkansas	Jan. 2, 1999	8
3.	Ronnie Henderson vs. Kentucky	Feb. 15, 1994	8
4.	Maurice Carter vs. Texas	Dec. 19, 1998	7
4.	Ronnie Henderson vs. Maryland-Baltimore County	Dec. 30, 1994	7
4.	Mike Hansen vs. Tennessee	Jan. 22, 1991	7
4.	Chris Jackson vs. Vanderbilt	Feb. 18, 1990	7
4.	Chris Jackson vs. Kentucky	Feb. 15, 1990	7
4.	Chris Jackson vs. Mississippi State	Jan. 4, 1990	7

## 3-POINT FIELD GOAL ATTEMPTS

1.	Chris Jackson vs. Tennessee	Feb. 10, 1990	20
1.	Chris Jackson vs. Ole Miss	March 4, 1989	20
3.	Chris Jackson vs. Kentucky	Feb. 15, 1990	17
4.	Maurice Carter vs. Arkansas	Jan. 2, 1999	15
4.	Ronnie Henderson vs. Alabama	Feb. 11, 1995	15
6.	Gene Nabors vs. Auburn	Jan. 21, 1996	14
6.	Ronnie Henderson vs. UCLA	Dec. 18, 1993	14

## 3-POINT FIELD GOAL PERCENTAGE (Minimum 5 Attempts)

1.	Collis Temple III vs. Nicholls State (5-5)	Dec. 22, 2000	1.000
1.	Torris Bright vs. Arizona (5-5)	Dec. 20, 2000	1.000
1.	Darrel Mitchell vs. Auburn (5-5)	Feb. 26, 2003	1.000
1.	Antonio Hudson vs. Louisiana-Lafayette (6-6)	Nov. 21, 2004	1.000
5.	Collis Temple III vs. Vanderbilt (6-7)	March 10, 2000	.857
6.	Torris Bright vs. Centenary (5-6)	Dec. 21, 1999	.833
6.	Ronnie Henderson vs. Texas (5-6)	Nov. 26, 1994	.833
6.	Anthony Wilson vs. Georgia (5-6)	March 7, 1987	.833
6.	Terry Martin vs. Louisiana Tech (5-6)	Dec. 23, 2006	.833
6.	Tasmin Mitchell vs. Louisiana-Monroe (5-6)	Nov. 19, 2006	.833
11.	Antonio Hudson vs. Tennessee (4-5)	Feb. 4, 2004	.800
11.	Torris Bright vs. Nicholls State (5-6)	Dec. 30, 2000	.800
11.	Antonio Hudson vs. New Orleans (5-6)	Dec. 20, 2000	.800
11.	Clarence Ceasar vs. Auburn (4-5)	Jan. 8, 1994	.800
11.	Clarence Ceasar vs. Mississippi State (4-5)	March 7, 1992	.800
11.	Justin Anderson vs. Auburn (4-5)	Feb. 22, 1992	.800
11.	T. J. Pugh vs. Florida (4-5)	Feb. 27, 1991	.800
11.	Chris Jackson vs. Ole Miss (4-5)	Feb. 1, 1989	.800
11.	Ricky Blanton vs. Nebraska (4-5)	Dec. 30, 1988	.800
11.	Anthony Wilson vs. Tennessee (4-5)	Jan. 8, 1987	.800
11.	Anthony Wilson vs. Florida (4-5)	Dec. 16, 1986	.800



**Rudy Macklin**

## FREE THROWS MADE

1.	Pete Maravich vs. Oregon State	Dec. 22, 1969	30
2.	Pete Maravich vs. Florida	Feb. 12, 1969	22
3.	Kenny Higgs vs. Mississippi State	Jan. 2, 1978	18
4.	Shaquille O'Neal vs. Arkansas State	Dec. 18, 1990	17
5.	Chris Jackson vs. Florida	Dec. 10, 1988	16
5.	Eddie Palubinskas vs. Mississippi State	March 1, 1973	16
5.	Bob Pettit vs. Louisiana College	Dec. 1, 1954	16

## FREE THROW ATTEMPTS

1.	Pete Maravich vs. Oregon State	Dec. 22, 1969	31
2.	Pete Maravich vs. Florida	Feb. 12, 1969	27
3.	Shaquille O'Neal vs. Arkansas State	Dec. 18, 1990	21
4.	Kenny Higgs vs. Mississippi State	Jan. 2, 1978	20
5.	Jerry Reynolds vs. Tennessee	Feb. 6, 1984	18
5.	Glen Davis vs. Louisiana Tech	Dec. 23, 2006	18

## FREE THROW PERCENTAGE (Minimum 15 Attempts)

1.	Eddie Palubinskas vs. Mississippi State (16-16)	March 1, 1973	1.000
2.	Pete Maravich vs. Oregon State (30-31)	Dec. 22, 1969	.968
3.	Chris Jackson vs. Florida (16-17)	Dec. 10, 1988	.941
4.	Anthony Wilson vs. Georgia (14-15)	March 7, 1987	.933
5.	Brandon Bass vs. Northwestern State (10-11)	Dec. 11, 2004	.909
6.	Chris Jackson vs. Tennessee (13-15)	Feb. 10, 1989	.866
6.	Ricky Blanton vs. Ole Miss (13-15)	Feb. 10, 1988	.866

## REBOUNDS

1.	Durand Macklin vs. Tulane	Nov. 26, 1976	32
2.	Al Sanders vs. Mississippi State	Feb. 7, 1972	26
2.	Al Sanders vs. Mississippi State	Feb. 1, 1971	26
2.	Danny Hester vs. Ole Miss	Jan. 31, 1970	25
4.	Al Sanders vs. Florida	Dec. 18, 1970	25
4.	Bob Pettit vs. Holy Cross	Dec. 29, 1953	25

## ASSISTS

1.	Kenny Higgs vs. Georgia	Jan. 17, 1977	19
2.	Randy Livingston vs. George Mason	Dec. 3, 1994	18
2.	Kenny Higgs vs. Tennessee	Jan. 15, 1977	18
4.	Kenny Higgs vs. Mississippi State	Feb. 16, 1976	17
5.	Ethan Martin vs. Tulane	Dec. 6, 1980	16
5.	Kenny Higgs vs. Vanderbilt	Feb. 28, 1976	16

## BLOCKED SHOTS

1.	Shaquille O'Neal vs. Loyola Marymount	Feb. 3, 1990	12
2.	Stromile Swift vs. Alabama	Feb. 10, 1999	11
2.	Shaquille O'Neal vs. BYU	March 19, 1992	11
2.	Shaquille O'Neal vs. Auburn	Feb. 22, 1992	11
2.	Shaquille O'Neal vs. South Carolina	Feb. 18, 1992	11
6.	Shaquille O'Neal vs. Florida	Jan. 26, 1991	10
6.	Shaquille O'Neal vs. Texas	Jan. 3, 1990	10

## STEALS

1.	Shawn Griggs vs. Tennessee	Feb. 23, 1991	10
2.	Clarence Ceasar vs. Auburn	Jan. 8, 1994	8
2.	Shawn Griggs vs. Loyola Marymount	Dec. 20, 1990	8
2.	Shawn Griggs vs. Arizona	Dec. 8, 1990	8
2.	Derrick Taylor vs. Hawaii-Loa	Dec. 2, 1985	8

INTRO

THIS IS LSU

TIGERS

COACHES

REVIEW

PREVIEW

RECORDS

HISTORY

LSU

MEDIA



# Yearly Leaders

INTRO

THIS IS LSU

TIGERS

COACHES

REVIEW

PREVIEW

RECORDS

HISTORY

LSU

MEDIA

## SCORING LEADERS

YEAR	PLAYER	GMS.	PTS.	AVG.
1945	Clyde Lindsey	24	377	15.7
1946	Joe Bill Adcock	21	391	18.6
1947	Frank Brian	21	340	16.2
1948	Bob Meador	25	244	9.8
1949	Bob Meador	25	306	12.2
1950	Joe Dean	25	271	10.8
1951	Joe Dean	24	362	15.1
1952	Bob Pettit	24	612	25.5
1953	Bob Pettit	21	519	24.7
1954	Bob Pettit	25	785	31.4
1955	Roger Sigler	24	360	15.0
1956	Roger Sigler	20	501	25.1
1957	Roger Sigler	25	459	18.4
1958	Dom Merle	25	308	12.3
1959	Jim Crisco	25	305	12.2
1960	Dick Davies	20	248	12.4
1961	George Nattin	25	413	16.5
1962	George Nattin	24	306	12.8
1963	Dick Maile	24	337	14.0
1964	Dick Maile	25	518	20.7
1965	Dick Maile	25	429	17.1
1966	Harry Heroman	26	458	17.6
1967	Kenny Drost	26	430	16.5
1968	Pete Maravich	26	1138	43.8
1969	Pete Maravich	26	1148	44.2
1970	Pete Maravich	31	1381	44.5
1971	Al Sanders	25	523	20.9
1972	Bill Newton	26	492	18.9
1973	Eddie Palubinskas	24	447	18.6
1974	Glenn Hansen	25	485	19.4
1975	Glenn Hansen	25	542	21.7
1976	Kenny Higgs	26	577	22.2
1977	Kenny Higgs	27	479	17.7
1978	Durand Macklin	27	513	19.0
1979	Al Green	29	512	17.7
1980	Durand Macklin	32	563	17.6
1981	Howard Carter	36	576	16.0
1982	Howard Carter	28	467	16.7
1983	Howard Carter	32	564	17.6
1984	Jerry Reynolds	29	411	14.2
1985	Nikita Wilson	29	436	15.0
1986	John Williams	37	658	17.8
1987	Anthony Wilson	38	632	16.6
1988	Ricky Blanton	30	511	17.0
1989	Chris Jackson	32	965	30.2
1990	Chris Jackson	32	889	27.8
1991	Shaquille O'Neal	28	774	27.6
1992	Shaquille O'Neal	30	722	24.1
1993	Geert Hammink	32	488	15.2
1994	Jamie Brandon	27	445	16.5
1995	Ronnie Henderson	27	630	23.3
1996	Ronnie Henderson	23	502	21.8
1997	Duane Spencer	30	452	15.1
1998	Maurice Carter	27	388	14.4
1999	Maurice Carter	27	466	17.3
2000	Stromile Swift	34	550	16.2
2001	Ronald Dupree	29	503	17.3
2002	Ronald Dupree	34	552	16.2
2003	Ronald Dupree	32	504	15.8
2004	Jaime Lloreda	22	372	16.9
2005	Brandon Bass	30	520	17.3
2006	Glen Davis	36	669	18.6
2007	Glen Davis	29	512	17.7

## 3-PT FG LEADERS

YEAR	PLAYER	NO.
1987	Anthony Wilson	95
1988	Darryl Joe	38
1989	Chris Jackson	84
1990	Chris Jackson	88
1991	Mike Hansen	58
1992	Clarence Ceasar	63
1993	Maurice Williamson	24
1994	Ronnie Henderson	72
1995	Ronnie Henderson	68
1996	Ronnie Henderson	49
1997	Terrance Simmons	21
1998	Maurice Carter	44
1999	Maurice Carter	71
2000	Torris Bright	55
2001	Collis Temple III	53
2002	Torris Bright	76
2003	Torris Bright	62
2004	Darrel Mitchell	67
2005	Darrel Mitchell	67
2006	Darrel Mitchell	82
2007	Terry Martin	52

## REBOUND LEADERS

YEAR	PLAYER	GMS.	REB.	AVG.
1952	Bob Pettit	24	328	13.7
1953	Bob Pettit	25	298	11.9
1954	Bob Pettit	25	432	17.3
1955	Ned Clark	24	380	15.8
1956	Roger Sigler	20	276	13.8
1957	Troy Rushing	25	258	10.3
1958	Jim Crisco	25	225	9.0
1959	Jim Crisco	25	192	7.6
1960	Tom Conklin	23	143	6.2
1961	Tom Conklin	25	227	9.0
1962	Maury Drummond	24	301	12.5
1963	Dick Maile	24	263	10.9
1964	Dick Maile	25	263	10.5
1965	Dick Maile	25	246	9.8
	Bill Wilson	26	246	9.4
1966	Harry Heroman	26	202	7.7
1967	Ralph Jukkola	26	187	7.2
1968	Ralph Jukkola	26	226	8.6
1969	Dave Ramsden	26	281	10.8
1970	Al Sanders	32	474	14.8
1971	Al Sanders	25	369	14.7
1972	Al Sanders	26	325	12.5
1973	Collis Temple	24	160	6.9
1974	Collis Temple	26	273	10.5
1975	Glenn Hansen	26	250	10.0
1976	Ed LeBlanc	26	271	10.4
1977	Durand Macklin	26	306	11.8
1978	Durand Macklin	27	286	10.6
1979	Lionel Green	29	321	11.1
1980	Durand Macklin	32	309	9.7
1981	Durand Macklin	36	351	9.8
1982	Leonard Mitchell	27	206	7.6
1983	Leonard Mitchell	31	282	9.1
1984	Jerry Reynolds	29	239	8.2
1985	Nikita Wilson	29	201	6.9
1986	John Williams	37	313	8.5
1987	Oliver Brown	38	278	7.3
1988	Ricky Blanton	30	265	8.8
1989	Ricky Blanton	32	261	8.2
1990	Shaquille O'Neal	32	285	12.0
1991	Shaquille O'Neal	28	411	14.7
1992	Shaquille O'Neal	30	421	14.0
1993	Geert Hammink	32	325	10.2
1994	Clarence Ceasar	27	169	6.3
1995	Clarence Ceasar	22	153	7.0
1996	Roman Rubchenko	29	201	6.9
1997	Duane Spencer	30	230	7.7
1998	Cedric Carter	27	164	6.1
1999	Jabari Smith	27	262	9.7
2000	Stromile Swift	34	279	8.2
2001	Ronald Dupree	29	256	8.8
2002	Ronald Dupree	34	290	8.5
2003	Jaime Lloreda	30	269	9.0
2004	Jaime Lloreda	22	256	11.6
2005	Brandon Bass	30	272	9.1
2006	Glen Davis	36	350	9.7
2007	Glen Davis	29	303	10.4

## ASSIST LEADERS

YEAR	PLAYER	GMS.	ASST.	AVG.
1968	Pete Maravich	26	105	4.0
1969	Pete Maravich	26	128	4.9
1970	Pete Maravich	31	192	6.1
1971	Tommy Hess	26	130	5.0
1972	Tommy Hess	24	121	5.0
1973	Eddie Palubinskas	24	99	4.1
1974	Eddie Palubinskas	24	97	3.7
1975	Mike Darnall	20	133	6.6
1976	Kenny Higgs	26	173	6.6
1977	Kenny Higgs	27	239	8.8
1978	Ethan Martin	26	118	4.5
1979	Ethan Martin	29	156	5.3
1980	Ethan Martin	32	174	5.4
1981	Ethan Martin	34	190	5.5
1982	Derrick Taylor	28	90	3.2
1983	Johnny Jones	31	124	4.0
1984	John Tudor	29	104	3.5
1985	Jerry Reynolds	29	105	3.6
1986	Derrick Taylor	38	146	3.8
1987	Bernard Woodside	39	115	2.9
1988	Bernard Woodside	30	136	4.5
1989	Ricky Blanton	32	147	4.6
1990	Maurice Williamson	32	118	3.8
1991	T.J. Pugh	30	196	6.5
1992	Jamie Brandon	29	103	3.6
1993	Andre Owens	33	90	2.7
1994	Andre Owens	24	96	4.0

1995	Randy Livingston	16	151	9.4
1996	Gene Nabors	29	95	3.3
1997	Gene Nabors	30	72	2.4
1998	DeJuan Collins	23	79	3.4
1999	Jamaal Wolfe	24	60	2.5
2000	Torris Bright	34	147	4.3
2001	Torris Bright	29	118	4.1
2002	Torris Bright	34	129	3.8
2003	Torris Bright	32	150	4.7
2004	Xavier Whipple	29	88	3.0
2005	Tack Minor	30	137	4.6
2006	Darrel Mitchell	36	160	4.4
2007	Garrett Temple	32	138	4.3

## BLOCK LEADERS

YEAR	PLAYERS	GMS	BLKS.	AVG.
1979	Lionel Green	29	61	2.1
1980	Durand Macklin	32	19	0.6
1981	Leonard Mitchell	36	20	0.6
1982	Leonard Mitchell	27	11	0.4
1983	Leonard Mitchell	31	31	1.0
1984	Leonard Mitchell	24	20	0.8
1985	Nikita Wilson	29	25	0.9
1986	John Williams	37	22	0.6
1987	Jose Vargas	38	44	1.2
1988	Jose Vargas	30	31	1.0
1989	Wayne Sims	32	41	1.3
1990	Shaquille O'Neal	32	115	3.6
1991	Shaquille O'Neal	28	140	5.0
1992	Shaquille O'Neal	30	157	5.2
1993	Geert Hammink	32	30	0.9
1994	Glover Jackson	23	15	0.7
1995	Misha Mutavdzic	26	24	0.9
1996	Roman Rubchenko	29	18	0.6
1997	Bob Hall	23	23	1.0
1998	Cedric Carter	27	16	0.6
1999	Stromile Swift	16	35	2.2
2000	Stromile Swift	34	95	2.8
2001	Ronald Dupree	29	17	0.6
2002	Ronald Dupree	34	22	0.6
2003	Jaime Lloreda	30	61	2.0
2004	Brandon Bass	29	56	1.9
2005	Brandon Bass	30	48	1.6
2006	Tyrus Thomas	32	99	3.1
2007	Garrett Temple	32	34	1.1

## STEAL LEADERS

YEAR	PLAYER	GMS	STLS.	AVG.
1979	Ethan Martin	29	64	2.2
1980	Ethan Martin	32	73	2.2
1981	Ethan Martin	34	83	2.4
1982	Derrick Taylor	28	51	1.8
1983	Jerry Reynolds	32	65	2.0
1984	Jerry Reynolds	29	81	2.8
1985	Jerry Reynolds	29	48	1.6
1986	Derrick Taylor	38	84	2.2
1987	Darryl Joe	37	93	2.5
1988	Darryl Joe	30	80	2.7
1989	Chris Jackson	32	57	1.7
1990	Maurice Williamson	31	55	1.8
1991	Shawn Griggs	29	81	2.8
1992	Clarence Ceasar	31	90	2.9
1993	Clarence Ceasar	32	74	2.3
1994	Clarence Ceasar	27	80	3.0
1995	Clarence Ceasar	22	66	3.0
1996	Ronnie Henderson	23	40	1.7
1997	Gene Nabors	30	39	1.3
1998	DeJuan Collins	23	34	1.5
1999	Jabari Smith	27	32	1.2
2000	Stromile Swift	34	70	2.1
2001	Torris Bright	29	57	2.0
2002	Jermaine Williams	34	76	2.2
2003	Torris Bright	32	59	1.8
2004	Darrel Mitchell	29	50	1.7
2005	Darrel Mitchell	30	54	1.8
2006	Darrel Mitchell	36	70	1.9
2007	Garrett Temple	32	52	1.6



Glen Davis

## FIELD GOALS MADE

YEAR	PLAYERS	FG.
1952	Bob Pettit	247
1953	Bob Pettit	193
1954	Bob Pettit	281
1955	Roger Sigler	125
1956	Roger Sigler	175
1957	Roger Sigler	174
1958	Dom Merle	129
1959	Jim Crisco	118
1960	Dick Davies	91
1961	George Nattin	165
1962	George Nattin	122
1963	George Nattin	125
1964	Dick Maile	214
1965	Dick Maile	168
1966	Harry Heroman	166
1967	Kenny Drost	168
1968	Pete Maravich	432
1969	Pete Maravich	433
1970	Pete Maravich	522
1971	Al Sanders	209
1972	Bill Newton	210
1973	Ed Palubinskas	155
1974	Glenn Hansen	202
1975	Glenn Hansen	225
1976	Kenny Higgs	216
1977	Durand Macklin	161
1978	Durand Macklin	217

1979	DeWayne Scales	227
1980	Durand Macklin	232
1981	Howard Carter	233
1982	Howard Carter	199
1983	Howard Carter	234
1984	Jerry Reynolds	162
1985	Nikita Wilson	183
1986	John Williams	269
1987	Anthony Wilson	233
1988	Ricky Blanton	196
1989	Chris Jackson	359
1990	Chris Jackson	305
1991	Shaquille O'Neal	312
1992	Shaquille O'Neal	294
1993	Geert Hammink	190
1994	Clarence Ceasar	152
1995	Ronnie Henderson	219
1996	Ronnie Henderson	183
1997	Duane Spencer	157
1998	Maurice Carter	131
1999	Maurice Carter	159
2000	Stromile Swift	202
2001	Ronald Dupree	183
2002	Ronald Dupree	220
2003	Ronald Dupree	199
2004	Jaime Lloreda	140
2005	Brandon Bass	181
2006	Glen Davis	250
2007	Glen Davis	178

## FREE THROWS MADE

YEAR	PLAYERS	FT.
1952	Bob Pettit	118
1953	Bob Pettit	133
1954	Bob Pettit	223
1955	Roger Sigler	110
1956	Roger Sigler	151
1957	Roger Sigler	111
1958	Jim Crisco	120
1959	Carey Guglielmo	74
1960	Dick Davies	66
	Joe Clune	66
1961	Ellis Cooper	98
1962	George Nattin	62
1963	Ellis Cooper	93
1964	Sam Chase	122
1965	Harry Heroman	138
1966	Harry Heroman	132
1967	Kenny Drost	94
1968	Pete Maravich	274
1969	Pete Maravich	282
1970	Pete Maravich	337
1971	Al Sanders	105
1972	Al Sanders	135
1973	Ed Palubinskas	155
1974	Ed Palubinskas	121
1975	Kenny Higgs	102
1976	Kenny Higgs	145
1977	Kenny Higgs	163
1978	Kenny Higgs	112
1979	Al Green	136
1980	Ethan Martin	108
1981	Ethan Martin	129
1982	Derrick Taylor	113
1983	Howard Carter	96
1984	Derrick Taylor	104
1985	Nikita Wilson	70
1986	John Williams	120
1987	Nikita Wilson	105
1988	Ricky Blanton	113
1989	Chris Jackson	163
1990	Chris Jackson	191
1991	Shaquille O'Neal	150
1992	Shaquille O'Neal	134
1993	Geert Hammink	108
1994	Jamie Brandon	117
1995	Ronnie Henderson	124
1996	Ronnie Henderson	87
1997	Duane Spencer	116
1998	Willie Anderson	84
1999	Jabari Smith	100
2000	Stromile Swift	127
2001	Ronald Dupree	116
2002	Ronald Dupree	81
2003	Ronald Dupree	93
2004	Brandon Bass	123
2005	Brandon Bass	146
2006	Glen Davis	163
2007	Glen Davis	139

## MINUTES PLAYED

YEAR	PLAYERS	MIN.
1984	John Tudor	919
1985	John Williams	935
1986	Derrick Taylor	1342
1987	Anthony Wilson	1338
1988	Ricky Blanton	1122
1989	Ricky Blanton	1231
1990	Chris Jackson	1202
1991	T.J. Pugh	945
1992	Vernel Singleton	998
1993	Geert Hammink	970
1994	Jamie Brandon	873
1995	Ronnie Henderson	977
1996	Roman Rubchenko	740
1997	Duane Spencer	992
1998	Willie Anderson	903
1999	Maurice Carter	950
2000	Torris Bright	1137
2001	Ronald Dupree	1012
2002	Ronald Dupree	1202
2003	Ronald Dupree	1063
2004	Brandon Bass	1013
2005	Antonio Hudson	1086
2006	Darrel Mitchell	1322
2007	Garrett Temple	1099

INTRO

THIS IS LSU

TIGERS

COACHES

REVIEW

PREVIEW

RECORDS

HISTORY

LSU

MEDIA

# 1,000-Point Club

- INTRO
- THIS IS LSU
- TIGERS
- COACHES
- REVIEW
- PREVIEW
- RECORDS
- HISTORY
- LSU
- MEDIA



## 1. Pete Maravich 3,667 • 1967-70


YEAR	G	FGM	FTM	TP	AVG.
67-68	26	432	274	1138	43.8
68-69	26	433	282	1148	44.2
69-70	31	522	337	1381	44.5
<b>Totals</b>	<b>83</b>	<b>1387</b>	<b>893</b>	<b>3667</b>	<b>44.2</b>



## 2. Durand Macklin 2,080 • 1976-81


YEAR	G	FGM	FTM	TP	AVG.
76-77	26	161	63	385	14.8
77-78	27	217	79	513	19.0
78-79*	2	19	8	46	23.0
79-80	32	232	99	563	17.6
80-81	36	223	127	573	15.9
<b>Totals</b>	<b>123</b>	<b>852</b>	<b>376</b>	<b>2080</b>	<b>16.9</b>

\*Redshirted after knee injury




## 3. Howard Carter 1,942 • 1979-83

YEAR	G	FGM	FTM	TP	AVG.
79-80	32	140	55	335	10.5
80-81	36	233	110	576	16.0
81-82	28	199	69	467	16.7
82-83	32	234	96	564	17.6
<b>Totals</b>	<b>128</b>	<b>806</b>	<b>330</b>	<b>1942</b>	<b>15.2</b>



## 4. Shaquille O'Neal 1,941 • 1989-92

YEAR	G	FGM	FTM	TP	AVG.
89-90	32	180	85	445	13.9
90-91	28	312	150	774	27.6
91-92	30	294	134	722	24.1
<b>Totals</b>	<b>90</b>	<b>786</b>	<b>369</b>	<b>1941</b>	<b>21.6</b>



## 5. Bob Pettit 1,916 • 1951-54

YEAR	G	FGM	FTM	TP	AVG.
51-52	24	247	118	612	25.5
52-53	21	193	133	519	24.7
53-54	25	281	223	785	31.4
<b>Totals</b>	<b>70</b>	<b>721</b>	<b>474</b>	<b>1916</b>	<b>27.4</b>



## 6. Kenny Higgs 1,896 • 1974-78

YEAR	G	FGM	FTM	TP	AVG.
74-75	26	184	102	470	18.1
75-76	26	216	145	577	22.2
76-77	27	158	163	479	17.7
77-78	27	129	112	370	13.7
<b>Totals</b>	<b>106</b>	<b>687</b>	<b>522</b>	<b>1896</b>	<b>17.9</b>



## 7. Chris Jackson 1,854 • 1988-90

YEAR	G	FGM	3FGM	FTM	TP	AVG.
88-89	32	359	84	163	965	30.2
89-90	32	305	88	191	889	27.8
<b>Totals</b>	<b>64</b>	<b>664</b>	<b>172</b>	<b>354</b>	<b>1854</b>	<b>29.0</b>



## 8. Ronald Dupree 1,726 • 1999-03

YEAR	G	FGM	3FGM	FTM	TP	AVG.
99-00	34	63	2	39	167	4.9
00-01	29	183	21	116	503	17.3
01-02	34	220	31	81	552	16.2
02-03	32	199	13	93	504	15.8
<b>Totals</b>	<b>129</b>	<b>65</b>	<b>67</b>	<b>329</b>	<b>1726</b>	<b>13.4</b>




## 9. Derrick Taylor 1,590 • 1981-82, 1983-86

YEAR	G	FGM	FTM	TP	AVG.
81-82	28	151	113	415	14.8
83-84	29	142	104	388	13.4
84-85	29	108	48	264	9.1
85-86	38	221	81	523	13.8
<b>Totals</b>	<b>124</b>	<b>622</b>	<b>346</b>	<b>1590</b>	<b>12.8</b>



## 10. Glen Davis 1,075 • 2004-2007

YEAR	G	FGM	3FGM	FTM	TP	AVG.
04-05	30	138	3	127	406	13.5
05-06	36	250	6	163	669	18.6
06-07	29	178	17	139	512	17.7
<b>Totals</b>	<b>95</b>	<b>566</b>	<b>26</b>	<b>429</b>	<b>1587</b>	<b>16.7</b>



## 11. Darrel Mitchell 1,569 • 2002-06


YEAR	G	FGM	3FGM	FTM	TP	AVG.
02-03	32	71	42	41	225	7.0
03-04	29	115	67	49	346	11.9
04-05	30	125	67	77	394	13.1
05-06	36	200	82	122	604	16.8
<b>Totals</b>	<b>127</b>	<b>511</b>	<b>258</b>	<b>289</b>	<b>1569</b>	<b>12.4</b>



## 12. Ronnie Henderson 1,561 • 1993-96


YEAR	G	FGM	3FGM	FTM	TP	AVG.
93-94	27	144	72	69	429	15.9
94-95	27	219	68	124	630	23.3
95-96	23	183	49	87	502	21.8
<b>Totals</b>	<b>77</b>	<b>546</b>	<b>189</b>	<b>280</b>	<b>1561</b>	<b>20.3</b>

- INTRO
- THIS IS LSU
- TIGERS
- COACHES
- REVIEW
- PREVIEW
- RECORDS
- HISTORY
- LSU
- MEDIA




**13. Vernel Singleton**  
**1,513 • 1988-92**

YEAR	G	FGM	3FGM	FTM	TP	AVG.
88-89	32	121	0	103	345	10.8
89-90	32	98	0	73	269	8.4
90-91	30	159	0	137	455	15.2
91-92	31	162	1	119	444	14.3
<b>Totals</b>	<b>125</b>	<b>540</b>	<b>1</b>	<b>432</b>	<b>1513</b>	<b>12.1</b>



**14. Leonard Mitchell**  
**1,508 • 1980-84**

YEAR	G	FGM	FTM	TP	AVG.
80-81	36	170	50	390	10.8
81-82	27	160	57	377	14.0
82-83	31	186	83	455	14.7
83-84	24	114	58	286	11.9
<b>Totals</b>	<b>118</b>	<b>630</b>	<b>248</b>	<b>1508</b>	<b>12.8</b>




**15. Ricky Blanton**  
**1,501 • 1984-86, 1987-89**

YEAR	G	FGM	3FGM	FTM	TP	AVG.
84-85	29	41		20	102	3.5
85-86	38	94		52	240	6.3
87-88	30	196	6	113	511	17.0
88-89	32	250	40	108	648	20.3
<b>Totals</b>	<b>129</b>	<b>581</b>	<b>46</b>	<b>293</b>	<b>1501</b>	<b>11.6</b>




**16. Torris Bright**  
**1,463 • 1999-03**

YEAR	G	FGM	3FGM	FTM	TP	AVG.
99-00	34	112	55	60	339	10.0
00-01	29	104	44	62	314	10.8
01-02	34	150	76	78	454	13.4
02-03	32	119	62	56	356	11.1
<b>Totals</b>	<b>129</b>	<b>485</b>	<b>237</b>	<b>256</b>	<b>1463</b>	<b>11.3</b>



**17. Nikita Wilson**  
**1,384 • 1983-87**

YEAR	G	FGM	FTM	TP	AVG.
83-84	28	70	27	167	6.0
84-85	29	183	70	436	15.0
85-86	18	90	56	236	13.1
86-87	35	220	105	545	15.6
<b>Totals</b>	<b>110</b>	<b>563</b>	<b>258</b>	<b>1384</b>	<b>12.6</b>



**18. Al Sanders**  
**1,383 • 1969-72**

YEAR	G	FGM	FTM	TP	AVG.
69-70	32	145	93	383	12.0
70-71	25	209	105	523	20.9
71-72	26	171	135	477	18.3
<b>Totals</b>	<b>83</b>	<b>525</b>	<b>333</b>	<b>1383</b>	<b>16.7</b>



**19. Dewayne Scales**  
**1,357 • 1977-80**

YEAR	G	FGM	FTM	TP	AVG.
77-78	26	153	27	333	12.8
78-79	26	227	50	503	19.4
79-80	32	230	61	521	16.3
<b>Totals</b>	<b>84</b>	<b>610</b>	<b>138</b>	<b>1357</b>	<b>16.2</b>



**20. Clarence Ceasar**  
**1,343 • 1991-95**

YEAR	G	FGM	3FGM	FTM	TP	AVG.
91-92	31	130	63	32	355	11.5
92-93	32	126	38	25	315	9.8
93-94	27	152	47	44	395	14.6
94-95	22	111	27	29	278	12.6
<b>Totals</b>	<b>112</b>	<b>519</b>	<b>175</b>	<b>130</b>	<b>1343</b>	<b>12.0</b>



**21. Bill Newton**  
**1,339 • 1969-72**

YEAR	G	FGM	FTM	TP	AVG.
69-70	32	143	71	357	11.2
70-71	26	205	80	490	18.8
71-72	26	210	72	492	18.9
<b>Totals</b>	<b>84</b>	<b>558</b>	<b>223</b>	<b>1339</b>	<b>15.9</b>



**22. Roger Sigler**  
**1,318 • 1954-57**

YEAR	G	FGM	FTM	TP	AVG.
54-55	24	124	110	358	15.0
55-56	20	175	151	501	25.1
56-57	25	174	111	459	18.4
<b>Totals</b>	<b>69</b>	<b>473</b>	<b>372</b>	<b>1318</b>	<b>19.1</b>



**23. Maurice Carter**  
**1,299 • 1995-99**

YEAR	G	FGM	3FGM	FTM	TP	AVG.
95-96	26	62	27	21	172	6.6
96-97	28	103	15	52	273	9.8
97-98	27	131	44	82	388	14.4
98-99	27	159	71	79	468	17.3
<b>Totals</b>	<b>108</b>	<b>455</b>	<b>157</b>	<b>232</b>	<b>1299</b>	<b>12.0</b>



**24. Dick Maile**  
**1,284 • 1962-65**

YEAR	G	FGM	FTM	TP	AVG.
62-63	24	125	87	337	14.0
63-64	25	214	90	518	20.7
64-65	25	168	93	429	17.1
<b>Totals</b>	<b>74</b>	<b>507</b>	<b>270</b>	<b>1284</b>	<b>17.4</b>

# 1,000-Point Club

- INTRO
- THIS IS LSU
- TIGERS
- COACHES
- REVIEW
- PREVIEW
- RECORDS
- HISTORY
- LSU
- MEDIA



**25. Ethan Martin**  
**1,276 • 1977-81**

YEAR	G	FGM	FTM	TP	AVG.
77-78	26	79	66	224	8.6
78-79	29	97	87	281	9.7
79-80	32	136	108	380	11.9
80-81	34	131	129	391	11.5
<b>Totals</b>	<b>123</b>	<b>443</b>	<b>390</b>	<b>1276</b>	<b>10.4</b>



**26. Antonio Hudson**  
**1,269 • 2001-05**

Year	G	FGM	3FG	FTM	TP	AVG.
01-02	34	124	43	60	351	10.3
02-03	32	86	27	40	239	7.5
03-04	28	95	40	56	286	10.2
04-05	30	138	64	53	393	13.1
<b>Totals</b>	<b>124</b>	<b>443</b>	<b>174</b>	<b>209</b>	<b>1269</b>	<b>10.2</b>



**27. Collis Temple III**  
**1,173 • 1999-03**

YEAR	G	FGM	3FGM	FTM	TP	AVG.
99-00	33	37	22	35	131	4.0
00-01	29	137	53	88	415	14.3
01-02	21	92	39	58	281	13.4
02-03	32	117	57	55	346	10.8
<b>Totals</b>	<b>115</b>	<b>383</b>	<b>171</b>	<b>236</b>	<b>1173</b>	<b>10.2</b>




**28. Don Redden**  
**1,119 • 1982-86**

YEAR	G	FGM	FTM	TP	AVG.
82-83	8	19	19	57	7.1
83-84	28	97	93	287	10.3
84-85	29	110	62	282	9.7
85-86	38	197	99	493	13.0
<b>Totals</b>	<b>103</b>	<b>423</b>	<b>273</b>	<b>1119</b>	<b>10.9</b>




**29. Wayne Sims**  
**1,107 • 1987-91**

YEAR	G	FGM	3FGM	FTM	TP	AVG.
87-88	30	122	0	45	289	9.6
88-89	32	183	1	57	424	13.3
89-90	32	108	2	31	249	7.8
90-91	23	59	4	23	145	6.3
<b>Totals</b>	<b>117</b>	<b>472</b>	<b>7</b>	<b>156</b>	<b>1107</b>	<b>9.5</b>



**30. Bob Meador**  
**1,099 • 1947-51**

YEAR	G	FGM	FTM	TP	AVG.
47-48	25	84	56	244	9.8
48-49	25	124	58	306	12.2
49-50	22	106	39	251	11.4
50-51	24	128	92	298	12.4
<b>Totals</b>	<b>96</b>	<b>452</b>	<b>245</b>	<b>1099</b>	<b>11.4</b>




**31. Anthony Wilson**  
**1,089 • 1983-87**

YEAR	G	FGM	3FGM	FTM	TP	AVG.
83-84	24	29		5	63	2.6
84-85	19	11		6	28	1.5
85-86	38	161		44	366	9.6
86-87	38	233	95	71	632	16.6
<b>Totals</b>	<b>119</b>	<b>434</b>	<b>95</b>	<b>126</b>	<b>1089</b>	<b>9.2</b>



**32. Joe Dean**  
**1,072 • 1949-52**

YEAR	G	FGM	FTM	TP	AVG.
49-50	25	106	59	271	10.8
50-51	24	154	54	362	15.1
51-52	24	170	99	439	18.3
<b>Totals</b>	<b>73</b>	<b>430</b>	<b>212</b>	<b>1072</b>	<b>14.7</b>




**33. Jerry Reynolds**  
**1,069 • 1982-85**

YEAR	G	FGM	FTM	TP	AVG.
82-83	32	126	88	340	10.6
83-84	29	162	85	409	14.2
84-85	29	128	64	320	11.0
<b>Totals</b>	<b>90</b>	<b>416</b>	<b>237</b>	<b>1069</b>	<b>11.9</b>



**34. Jordy Hultberg**  
**1,067 • 1976-80**

YEAR	G	FGM	FTM	TP	AVG.
76-77	27	147	52	346	12.8
77-78	27	115	32	262	9.7
78-79	29	119	41	279	9.6
79-80	31	77	26	180	5.8
<b>Totals</b>	<b>114</b>	<b>458</b>	<b>151</b>	<b>1067</b>	<b>9.3</b>



**35. John Williams**  
**1,046 • 1984-86**

YEAR	G	FGM	FTM	TP	AVG.
84-85	29	163	62	388	13.4
85-86	37	269	120	658	17.8
<b>Totals</b>	<b>66</b>	<b>432</b>	<b>182</b>	<b>1046</b>	<b>15.8</b>



**36. Glenn Hansen**  
**1,027 • 1973-75**

YEAR	G	FGM	FTM	TP	AVG.
73-74	25	202	82	485	19.4
74-75	25	225	92	542	21.7
<b>Totals</b>	<b>50</b>	<b>427</b>	<b>173</b>	<b>1027</b>	<b>20.5</b>

- INTRO
- THIS IS LSU
- TIGERS
- COACHES
- REVIEW
- PREVIEW
- RECORDS
- HISTORY
- LSU
- MEDIA

**1. Durand Macklin** **1,276 • 1976-81**

YEAR	G	REBOUNDS	AVG.
76-77	26	306	11.8
77-78	27	286	10.6
78-79*	2	24	12.0
79-80	32	309	9.7
80-81	36	351	9.8
<b>Totals</b>	<b>123</b>	<b>1276</b>	<b>10.4</b>

\*Redshirted after knee Injury

**2. Shaquille O'Neal** **1,217 • 1989-92**

YEAR	G	REBOUNDS	AVG.
89-90	32	385	12.0
90-91	28	411	14.7
91-92	30	421	14.0
<b>Totals</b>	<b>90</b>	<b>1217</b>	<b>13.5</b>

**3. Al Sanders** **1,168 • 1969-72**

YEAR	G	REBOUNDS	AVG.
69-70	32	474	13.1
70-71	25	369	14.7
71-72	26	325	13.7
<b>Totals</b>	<b>83</b>	<b>1168</b>	<b>14.1</b>

**4. Bob Pettit** **1,039 • 1951-54**

YEAR	G	REBOUNDS	AVG.
51-52	24	315	13.1
52-53	21	292	13.9
53-54	25	432	17.3
<b>Totals</b>	<b>70</b>	<b>1039</b>	<b>14.8</b>

**5. Leonard Mitchell** **922 • 1980-84**

YEAR	G	REBOUNDS	AVG.
80-81	36	258	7.2
81-82	27	206	7.6
82-83	31	282	9.1
83-84	24	176	7.3
<b>Totals</b>	<b>118</b>	<b>922</b>	<b>7.8</b>

**6. Glen Davis** **916 • 2004-07**

YEAR	G	REBOUNDS	AVG.
04-05	30	263	8.8
05-06	36	350	9.7
06-07	29	303	10.4
<b>Totals</b>	<b>66</b>	<b>613</b>	<b>9.3</b>

**7. Ronald Dupree** **907 • 1999-03**

YEAR	G	REBOUNDS	AVG.
99-00	34	112	3.3
00-01	29	256	8.8
01-02	34	290	8.5
02-03	32	249	7.8
<b>Totals</b>	<b>129</b>	<b>907</b>	<b>7.0</b>

**8. Ned Clark** **870 • 1952-55**

YEAR	G	REBOUNDS	AVG.
52-53	25	272	10.9
53-54	25	218	8.7
54-55	24	380	15.8
<b>Totals</b>	<b>74</b>	<b>870</b>	<b>11.8</b>

\*Rebound stats from 1951-52 season not available

**9. Lionel Green** **809 • 1975-79**

YEAR	G	REBOUNDS	AVG.
75-76	24	151	6.3
76-77	27	146	5.4
77-78	27	191	7.1
78-79	29	321	11.1
<b>Totals</b>	<b>107</b>	<b>809</b>	<b>7.6</b>

**10. Bill Newton** **802 • 1969-72**

YEAR	G	REBOUNDS	AVG.
69-70	32	309	9.7
70-71	26	314	12.1
71-72	26	179	6.9
<b>Totals</b>	<b>84</b>	<b>802</b>	<b>9.5</b>

**11. Vernel Singleton** **784 • 1988-92**

YEAR	G	REBOUNDS	AVG.
88-89	32	250	7.8
89-90	32	152	4.8
90-91	30	177	5.9
91-92	31	205	6.6
<b>Totals</b>	<b>125</b>	<b>784</b>	<b>6.3</b>

**12. Greg Cook** **780 • 1976-77, '78-81**

YEAR	G	REBOUNDS	AVG.
76-77	27	249	9.2
78-79	28	176	6.3
79-80	31	180	5.8
80-81	33	175	5.3
<b>Totals</b>	<b>119</b>	<b>780</b>	<b>6.6</b>

**13. Dick Maile** **772 • 1962-65**

YEAR	G	REBOUNDS	AVG.
62-63	25	263	10.5
63-64	24	263	10.9
64-65	25	246	9.8
<b>Totals</b>	<b>74</b>	<b>772</b>	<b>10.4</b>

**14. Ricky Blanton** **766 • 1984-86, '87-89**

YEAR	G	REBOUNDS	AVG.
84-85	29	52	1.8
85-86	38	188	5.0
87-88	30	265	8.8
88-89	32	261	8.2
<b>Totals</b>	<b>129</b>	<b>766</b>	<b>5.9</b>

**15. Ed LeBlanc** **765 • 1972-76**

YEAR	G	REBOUNDS	AVG.
72-73	21	110	5.2
73-74	25	127	5.1
74-75	26	257	9.9
75-76	26	271	10.4
<b>Totals</b>	<b>98</b>	<b>765</b>	<b>7.8</b>

**16. Maury Drummond** **736 • 1960-63**

YEAR	G	REBOUNDS	AVG.
60-61	24	301	12.5
61-62	23	227	9.9
62-63	25	208	8.3
<b>Totals</b>	<b>72</b>	<b>736</b>	<b>10.2</b>

**17. Dewayne Scales** **733 • 1977-80**

YEAR	G	REBOUNDS	AVG.
77-78	26	244	9.4
78-79	26	236	9.1
79-80	32	253	7.9
<b>Totals</b>	<b>84</b>	<b>733</b>	<b>8.7</b>



# 500-Rebound Club

INTRO

THIS IS LSU

TIGERS

COACHES

REVIEW

PREVIEW

RECORDS

HISTORY

LSU

MEDIA

## 18. Roger Sigler 713 • 1953-56

YEAR	G	REBOUNDS	AVG.
53-54	24	214	8.9
54-55	20	276	13.8
55-56	25	223	8.9
<b>Totals</b>	<b>69</b>	<b>713</b>	<b>10.3</b>

## 19. Nikita Wilson 699 • 1983-87

YEAR	G	REBOUNDS	AVG.
83-84	28	146	5.2
84-85	29	201	6.9
85-86	18	108	6.0
86-87	35	244	7.0
<b>Totals</b>	<b>110</b>	<b>699</b>	<b>6.4</b>

## 20. Clarence Ceasar 670 • 1991-95

YEAR	G	REBOUNDS	AVG.
91-92	31	149	4.8
92-93	32	199	6.2
93-94	27	169	6.3
94-95	22	153	7.0
<b>Totals</b>	<b>112</b>	<b>670</b>	<b>6.0</b>

## 21. Jerry Reynolds 613 • 1982-85

YEAR	G	REBOUNDS	AVG.
82-83	32	198	6.2
83-84	29	239	8.2
84-85	29	176	6.1
<b>Totals</b>	<b>90</b>	<b>613</b>	<b>6.8</b>

## 22. Collis Temple, Jr. 607 • 1971-74

YEAR	G	REBOUNDS	AVG.
71-72	26	174	6.7
72-73	23	160	6.7
73-74	26	273	10.5
<b>Totals</b>	<b>75</b>	<b>607</b>	<b>8.1</b>

## 23. Wayne Sims 603 • 1987-90

YEAR	G	REBOUNDS	AVG.
87-88	30	128	4.3
88-89	32	244	7.6
89-90	32	154	4.8
90-91	23	77	3.4
<b>Totals</b>	<b>117</b>	<b>603</b>	<b>5.2</b>

## 24. Ralph Jukkola 601 • 1966-69

YEAR	G	REBOUNDS	AVG.
66-67	26	187	7.3
67-68	26	226	8.7
68-69	26	188	7.2
<b>Totals</b>	<b>78</b>	<b>601</b>	<b>7.7</b>

## 25. Jose Vargas 576 • 1984-88

YEAR	G	REBOUNDS	AVG.
84-85	25	51	2.0
85-86	37	94	2.5
86-87	38	184	4.8
87-88	30	247	8.2
<b>Totals</b>	<b>130</b>	<b>576</b>	<b>4.4</b>

## 26. Troy Rushing 560 • 1954-57

YEAR	G	REBOUNDS	AVG.
54-55	22	74	3.4
55-56	24	228	9.5
56-57	25	258	10.3
<b>Totals</b>	<b>71</b>	<b>560</b>	<b>7.9</b>

## 27. Jim Crisco 544 • 1956-59

YEAR	G	REBOUNDS	AVG.
56-57	25	127	5.1
57-58	25	225	9.0
58-59	25	192	7.6
<b>Totals</b>	<b>75</b>	<b>544</b>	<b>7.3</b>

## 28. Bill Wilson 543 • 1962-65

YEAR	G	REBOUNDS	AVG.
62-63	12	39	3.2
63-64	24	258	10.7
64-65	26	246	9.4
<b>Totals</b>	<b>62</b>	<b>543</b>	<b>8.7</b>

## 29. Danny Hester 542 • 1968-70

YEAR	G	REBOUNDS	AVG.
68-69	22	197	8.9
69-70	32	345	10.8
<b>Totals</b>	<b>54</b>	<b>542</b>	<b>10.0</b>

## 30. Geert Hammink 536 • 1988-89, '90-93

YEAR	G	REBOUNDS	AVG.
88-89	25	54	2.2
90-91	27	78	2.9
91-92	29	79	2.7
92-93	32	325	10.2
<b>Totals</b>	<b>113</b>	<b>536</b>	<b>4.7</b>

## 31. Jaime Lloreda 525 • 2002-04

YEAR	G	REBOUNDS	AVG.
02-03	30	269	9.0
03-04	22	256	11.6
<b>Totals</b>	<b>52</b>	<b>525</b>	<b>10.1</b>

## 32. Pete Maravich 513 • 1967-70

YEAR	G	REBOUNDS	AVG.
67-68	26	19.5	7.5
68-69	26	169	6.5
69-70	28	149	5.3
<b>Totals</b>	<b>82</b>	<b>513</b>	<b>6.2</b>

## 33. John Williams 503 • 1984-86

YEAR	G	REBOUNDS	AVG.
84-85	29	190	6.6
85-86	37	313	8.5
<b>Totals</b>	<b>66</b>	<b>503</b>	<b>7.6</b>

## 34. Jabari Smith 501 • 1998-00

YEAR	G	REBOUNDS	AVG.
98-99	27	262	9.7
99-00	34	239	7.0
<b>Totals</b>	<b>61</b>	<b>501</b>	<b>8.2</b>

- INTRO
- THIS IS LSU
- TIGERS
- COACHES
- REVIEW
- PREVIEW
- RECORDS
- HISTORY
- LSU
- MEDIA

## WINS

1.	31	1980-81
2.	28	1999-00
3.	27	2005-06
4.	26	1985-86
4.	26	1979-80
6.	24	1986-87
7.	23	1989-90
7.	23	1978-79
9.	22	1992-93
9.	22	1969-70
9.	22	1952-53

## WINNING PCT. (Min. 10 wins)

1.	.938 (15-1)	1921-22
2.	.933 (14-1)	1934-35
3.	.923 (12-1)	1917-18
4.	.909 (10-1)	1916-17
4.	.909 (10-1)	1914-15
6.	.905 (19-2)	1919-20
7.	.880 (22-3)	1952-53
8.	.861 (31-5)	1980-81
9.	.857 (18-3)	1945-46
10.	.826 (19-4)	1920-21

## GAMES PLAYED

1.	39	1986-87
2.	38	1985-86
3.	36	2005-06
3.	36	1980-81
5.	34	2001-02
5.	34	1999-00
7.	33	1992-93
8.	32	2002-03
8.	32	1989-90
8.	32	1988-89
8.	32	1982-83
8.	32	1979-80
8.	32	1969-70

## FIELD GOALS ATT.

1.	2403	1969-70
2.	2327	1985-86
3.	2303	1988-89
4.	2261	1986-87
5.	2194	1989-90
6.	2155	1992-93
7.	2144	1980-81
8.	2092	2005-06
9.	2040	1990-91
10.	2039	1991-92

## FIELD GOALS MADE

1.	1170	1985-86
2.	1159	1969-70
3.	1116	1989-90
4.	1115	1988-89
5.	1098	1980-81
6.	1047	1986-87
7.	1019	1979-80
8.	1010	1990-91
9.	1000	1991-92
10.	972	2005-06

## 3-POINT FG ATTEMPTED

1.	614	1995-96
2.	571	2002-03
2.	571	2004-05
4.	564	1993-94
5.	561	2001-02

## 3-POINT FG MADE

1.	215	2002-03
2.	205	2004-05
3.	204	2001-02
4.	196	1999-00
5.	194	2000-01
5.	194	1995-96

## 3-POINT FG PCT.

1.	.401	1986-87
2.	.388	1988-89
3.	.377	2002-03
4.	.368	1992-93
5.	.367	1991-92

## FIELD GOAL PCT.

1.	.521	1978-79
2.	.520	1970-71
3.	.512	1980-81
4.	.509	1989-90
4.	.509	1979-80
6.	.503	1985-86
7.	.501	1984-85
8.	.495	1990-91
9.	.490	1991-92
10.	.488	1973-74

## FREE THROWS MADE

1.	667	1969-70
2.	653	1980-81
3.	573	1990-91
4.	557	1988-89
5.	552	1999-00
6.	542	2005-06
7.	537	1985-86
8.	536	1989-90
9.	526	1991-92
10.	519	1953-54

## FREE THROWS ATT.

1.	944	1980-81
2.	917	1969-70
3.	858	1999-00
4.	840	1990-91
5.	820	1991-92
6.	804	1988-89
7.	786	2005-06
8.	782	1986-87
9.	774	1983-84
10.	759	1955-56

## FREE THROW PCT.

1.	.770	1988-89
2.	.750	1985-86
3.	.737	1963-64
4.	.730	2004-05
5.	.727	1969-70
6.	.720	1972-73
7.	.714	1984-85
7.	.714	1967-68
9.	.710	1979-80
10.	.708	1960-61

## REBOUNDS

1.	1691	1969-70
2.	1457	1989-90
3.	1447	2005-06
4.	1401	1986-87
5.	1373	1999-00
6.	1316	1990-91
7.	1308	1991-92
8.	1298	1985-86
8.	1298	1964-65
10.	1291	1992-93

## REBOUND AVERAGE

1.	52.8	1969-70
2.	49.9	1964-65
3.	47.1	1962-63
4.	47.0	1963-64
4.	47.0	1961-62
6.	46.5	1954-55
7.	46.2	1977-78
8.	46.0	1970-71
8.	46.0	1968-69
10.	45.5	1989-90
10.	45.5	1976-77

## PERSONAL FOULS

1.	747	1986-87
2.	727	1980-81
3.	697	1978-79
4.	675	1977-78
5.	669	1979-80
6.	663	1982-83
7.	661	1989-90
8.	660	1969-70
9.	657	1985-86
10.	639	1973-74

## FOULED OUT

1.	37	1973-74
1.	37	1952-53
3.	33	1978-79
3.	33	1977-78
5.	32	1976-77
6.	30	1957-58
7.	29	1974-75
8.	28	1989-90
8.	28	1969-70
10.	27	1988-89
10.	27	1972-73
10.	27	1971-72

## ASSISTS

1.	616	1974-75
2.	577	1985-86
3.	566	1990-91
4.	547	2005-06
5.	538	1975-76
6.	527	1986-87
6.	527	1980-81
8.	526	1989-90
9.	525	1988-89
10.	520	1976-77

## BLOCKED SHOTS

1.	236	2005-06
2.	225	1989-90
3.	206	1991-92
4.	198	1990-91
5.	180	1999-00
6.	155	2006-07
7.	132	2002-03
8.	127	2004-05
9.	122	2003-04
10.	120	1994-95

## STEALS

1.	352	1986-87
2.	316	1990-91
2.	316	1992-93
4.	313	1999-00
5.	311	1991-92
6.	306	1985-86
7.	298	2005-06
8.	297	1980-81
9.	280	2001-02
10.	275	1983-84

## POINTS

1.	2985	1969-70
2.	2966	1988-89
3.	2921	1989-90
4.	2877	1985-86
5.	2851	1980-81
6.	2785	1986-87
7.	2713	1991-92
7.	2713	1990-91
9.	2633	2005-06
10.	2597	1992-93

## SCORING AVERAGE

1.	93.3	1969-70
2.	92.7	1988-89
3.	91.3	1989-90
4.	90.4	1990-91
5.	89.1	1968-69
6.	88.7	1967-68
7.	87.5	1991-92
8.	85.6	1970-71
9.	84.1	1977-78
10.	83.5	1974-75



**Kenny Higgs**



**Darryl Joe**

### GAMES

Fr.	Tasmin Mitchell (36), 2005-06
	Garrett Temple (36), 2005-06
	Ben Voogd (36), 2005-06
	Johnny Jones (36), 1980-81
	Leonard Mitchell (36), 1980-81
So.	Fess Irvin (37), 1986-87
Jr.	Bernard Woodside (39), 1986-87
Sr.	Oliver Brown (38), 1986-87
	Anthony Wilson (38), 1986-87

### FIELD GOAL ATTEMPTS

Fr.	Chris Jackson (739), 1988-89
So.	Pete Maravich (1022), 1967-68
Jr.	Pete Maravich (976), 1968-69
Sr.	Pete Maravich (1168), 1969-70

### FIELD GOALS MADE

Fr.	Chris Jackson (359), 1988-89
So.	Pete Maravich (432), 1967-68
Jr.	Pete Maravich (433), 1968-69
Sr.	Pete Maravich (522), 1969-70

### FIELD GOAL PERCENTAGE

Fr.	Vernel Singleton (.571), 1988-89
So.	Rudy Macklin (.622), 1977-78
Jr.	Ralph Jukkola (.638), 1967-68
Sr.	Dave Ramsden (.675), 1968-69

### 3-POINT FIELD GOALS MADE

Fr.	Chris Jackson (84), 1988-89
So.	Chris Jackson (88), 1989-90
Jr.	Torris Bright (76), 2001-02
Sr.	Anthony Wilson (95), 1986-87

### 3-POINT FIELD GOAL PERCENTAGE

Fr.	Fess Irvin (.463), 1986-87
So.	Jamie Brandon (.509), 1992-93
Jr.	Landers Nolley (.421), 1994-95
Sr.	Justin Anderson (.489), 1991-92

### FREE THROW ATTEMPTS

Fr.	Chris Jackson (200), 1988-89
So.	Pete Maravich (338), 1967-68
Jr.	Pete Maravich (378), 1968-69
Sr.	Pete Maravich (436), 1969-70

### FREE THROWS MADE

Fr.	Chris Jackson (163), 1988-89
So.	Pete Maravich (274), 1967-68
Jr.	Pete Maravich (282), 1968-69
Sr.	Pete Maravich (337), 1969-70

### FREE THROW PERCENTAGE

Fr.	Jordy Hultberg (.867), 1976-77
So.	Chris Jackson (.909), 1989-90
Jr.	Kenny Drost (.902), 1965-66
Sr.	Derrick Taylor (.880), 1985-86

### REBOUNDS

Fr.	Rudy Macklin (306), 1976-77
So.	Al Sanders (474), 1969-70
Jr.	Shaquille O'Neal (421), 1991-92
Sr.	Bob Pettit (432), 1953-54

### REBOUND AVERAGE

Fr.	Rudy Macklin (11.8), 1976-77
So.	Al Sanders (14.8), 1969-70
Jr.	Al Sanders (14.8), 1970-71
Sr.	Bob Pettit (17.3), 1953-54

### ASSISTS

Fr.	Randy Livingston (151), 1994-95
So.	Kenny Higgs (173), 1975-76
Jr.	Kenny Higgs (239), 1976-77
Sr.	Pete Maravich (192), 1969-70

### STEALS

Fr.	Clarence Ceasar (90), 1991-92
So.	Jerry Reynolds (81), 1983-84
Jr.	Darryl Joe (93), 1986-87
Sr.	Derrick Taylor (86), 1985-86

### POINTS

Fr.	Chris Jackson (965), 1988-89
So.	Pete Maravich (1138), 1967-68
Jr.	Pete Maravich (1148), 1968-69
Sr.	Pete Maravich (1381), 1969-70

### SCORING AVERAGE

Fr.	Chris Jackson (30.2), 1988-89
So.	Pete Maravich (43.8), 1967-68
Jr.	Pete Maravich (44.2), 1968-69
Sr.	Pete Maravich (44.5), 1969-70

### BLOCKED SHOTS

Fr.	Shaquille O'Neal (115), 1989-90
So.	Shaquille O'Neal (140), 1990-91
Jr.	Shaquille O'Neal (157), 1991-92
Sr.	Lionel Green (61), 1978-79

## POINTS

63 - Johnny Neumann, Ole Miss, 1-30-71  
53 - Gerald Glass, Ole Miss, 3-4-89  
51 - Dan Issel, Kentucky, 2-21-70  
50 - Bob Burrow, Kentucky, 1-14-56  
50 - Ron Widby, Tennessee, 1967

## FIELD GOALS MADE

26 - Johnny Neumann, Ole Miss, 1-30-71  
20 - Gerald Glass, Ole Miss, 3-4-89  
20 - Hank Gathers, Loyola Marymount, 2-3-90

## FIELD GOAL ATTEMPTS

40 - Johnny Neumann, Ole Miss, 1-30-71  
37 - Gerald Glass, Ole Miss, 3-3-90  
36 - Gerald Glass, Ole Miss, 3-4-89

## FREE THROWS MADE

18 - Neal Walk, Florida, 2-10-68  
17 - Carlos Clark, Ole Miss, 1-15-83  
16 - Anthony Rosser, U.S. International, 1-16-84

## FREE THROW ATTEMPTS

21 - Neal Walk, Florida, 2-10-68  
21 - Carlos Clark, Ole Miss, 1-15-83  
20 - Anthony Rosser, U.S. International, 1-16-84

## FREE THROW PERCENTAGE

### (Min. 15 attempts)

.933 (14-15) - Reggie Johnson, Tennessee, 2-5-78  
.933 (14-15) - Earvin Johnson, Michigan State, 3-16-79  
.882 (15-17) - Ernie Grunfield, Tennessee, 1-15-77

## 3-POINT FIELD GOALS MADE

9 - Anderson Hunt, UNLV, 1-28-90  
9 - Scott Draud, Vanderbilt, 2-18-90  
9 - Lee Mayberry, Arkansas, 3-4-92  
8 - Edward Garriet, McNeese State, 11-24-03  
8 - David Jones, Lamar, 12-4-89  
8 - Keenan Carpenter, Auburn, 2-8-89  
8 - Greg Stolt, Florida, 3-4-99

## 3-POINT FIELD GOAL ATTEMPTS

20 - Chris Walker, Villanova, 3-15-90  
18 - Damon Wordlaw, McNeese State, 11-29-94  
17 - Scott Draud, Vanderbilt, 2-2-91  
17 - Danny Basile, Marist, 12-28-95

## 3-POINT FIELD GOAL PERCENTAGE

### (Min. 4 attempts)

1.000 (4-4) - Marc Jackson, Utah, 1-3-05  
1.000 (5-5) - Dawid Przybyszewski, Vanderbilt, 2-21-04  
1.000 (7-7) - Ezra Williams, Georgia, 1-05-03  
1.000 (5-5) - Troy Gaines, Auburn, 2-26-03  
1.000 (5-5) - Andrew Moten, Florida, 1-21-87  
1.000 (4-4) - Ontario Harper, Mississippi State, 1-26-02  
1.000 (4-4) - Mike Chadwick, Georgia, 3-6-97  
1.000 (4-4) - Dwayne Morton, Louisville, 2-23-94  
.857 (6-7) - Je'Kel Foster, Ohio State, 1-15-05  
.857 (6-7) - Wesley Person, Auburn, 2-13-93

## REBOUNDS

34 - Bailey Howell, Mississippi State, 1957  
29 - Bob Lienhard, Georgia, 1969  
29 - Dan Issel, Kentucky, 2-22-69

## ASSISTS

15 - Eddie Johnson, Auburn, 1-3-76  
14 - Kareem Reid, Arkansas, 3-2-96  
14 - Terrell Lowery, Loyola Marymount, 12-20-90  
14 - Bobby Harley, Duke, 2-10-91

## BLOCKED SHOTS

10 - Roy Rogers, Alabama, 2-17-96  
9 - Andre Riddick, Kentucky, 3-14-93  
8 - Charles Barkley, Auburn, 1984

## STEALS

9 - Mike Varos, Cal State Los Angeles, 12-8-89  
8 - Pointer Williams, McNeese State, 12-1-95  
7 - Chris Daniels, Georgia, 3-8-02  
7 - T.J. Cleveland, Arkansas, 3-11-00  
7 - Eddie Shannon, Florida, 1-20-99  
7 - John Pelphrey, Kentucky, 2-15-90  
7 - Mike Ferrara, Colgate, 11-28-80

## Season Highs

### POINTS

2861 - 1988-89  
2860 - 1969-70  
2679 - 1985-86  
2658 - 1986-87  
2620 - 1989-90

### FIELD GOALS MADE

1117 - 1969-70  
1113 - 1985-86  
1096 - 1988-89  
973 - 1986-87  
971 - 1980-81

### FIELD GOALS ATTEMPTED

2497 - 1969-70  
2263 - 1988-89  
2257 - 1985-86  
2240 - 1986-87  
2222 - 1989-90

### FIELD GOAL PERCENTAGE

.511 - 1981-82  
.493 - 1985-86  
.492 - 1966-67  
.489 - 1993-94  
.484 - 1974-75  
.484 - 1988-89

### FREE THROWS MADE

626 - 1969-70  
603 - 1956-57  
569 - 1986-87  
565 - 1955-56  
561 - 1989-90

### FREE THROW ATTEMPTS

928 - 1969-70  
881 - 1955-56  
863 - 1956-57  
800 - 1989-90  
789 - 1954-55

### FREE THROW PERCENTAGE

.744 - 1962-63  
.737 - 1984-85  
.733 - 1986-87  
.729 - 1974-75  
.725 - 1970-71

### 3-POINT FG MADE

257 - 1989-90  
233 - 2005-06  
233 - 1999-00  
226 - 2001-02  
226 - 1994-95

### 3-POINT FG ATTEMPTS

745 - 1999-00  
734 - 1989-90  
684 - 2001-02  
677 - 2005-06  
646 - 1995-96

### 3-POINT FG PERCENTAGE

.390 - 1986-87  
.379 - 2004-05  
.369 - 2000-01  
.365 - 1996-97  
.361 - 1988-89

### REBOUNDS

1485 - 1969-70  
1417 - 1986-87  
1346 - 1967-68  
1344 - 1988-89  
1332 - 1965-66

### REBOUND AVERAGE

52.5 - 1955-56  
52.2 - 1957-58  
52.2 - 1956-57  
51.7 - 1967-68  
51.2 - 1965-66

### PERSONAL FOULS

848 - 1980-81  
780 - 1986-87  
764 - 1979-80  
743 - 1999-00  
710 - 1985-86

### ASSISTS

560 - 1985-86  
545 - 1988-89  
530 - 1992-93  
499 - 1974-75  
491 - 1993-94

### BLOCKED SHOTS

158 - 1992-93  
150 - 2005-06  
119 - 1997-98  
119 - 1993-94  
119 - 1985-86

### STEALS


301 - 1996-97  
290 - 1998-99  
274 - 1989-90  
269 - 1994-95  
265 - 1999-00

### SCORING AVERAGE

89.7 - 1974-75  
89.4 - 1988-89  
89.4 - 1960-70  
87.5 - 1968-69  
86.1 - 1967-68

### FOULED OUT

42 - 1980-81  
38 - 1977-78  
37 - 1983-84  
35 - 1982-83  
35 - 1969-70



**Pete Maravich**

4 - 60 point games  
 24 - 50 point games  
 29 - 40 point games

## 60-POINT CLUB (5 by 2 players all-time)


- 69 - Pete Maravich vs. Alabama, Feb. 7, 1970
- 66 - Pete Maravich vs. Tulane, Feb. 10, 1969
- 64 - Pete Maravich vs. Kentucky, Feb. 21, 1970
- 61 - Pete Maravich vs. Vanderbilt, Dec. 11, 1969
- 60 - Bob Pettit vs. Louisiana College, Dec. 7, 1953

## 50-POINT CLUB (30 by 4 players all-time)

- 59 - Pete Maravich vs. Alabama, Feb. 17, 1968
- 58 - Pete Maravich vs. Georgia, March 8, 1969
- 58 - Pete Maravich vs. Mississippi State, Dec. 22, 1967
- 57 - Bob Pettit vs. Georgia, Jan. 9, 1954
- 55 - Chris Jackson vs. Ole Miss, March 4, 1989
- 55 - Pete Maravich vs. Mississippi State, March 2, 1970
- 55 - Pete Maravich vs. Kentucky, Jan. 24, 1970
- 55 - Pete Maravich vs. Alabama, Jan. 3, 1970
- 55 - Pete Maravich vs. Mississippi State, March 3, 1969
- 55 - Pete Maravich vs. Tulane, Dec. 14, 1968
- 55 - Pete Maravich vs. Tulane, Feb. 21, 1968
- 55 - Pete Maravich vs. Auburn, Jan. 3, 1968
- 54 - Pete Maravich vs. Auburn, Feb. 15, 1969
- 54 - Pete Maravich vs. Vanderbilt, Jan. 29, 1968
- 53 - Shaquille O'Neal vs. Arkansas State, Dec. 18, 1990
- 53 - Chris Jackson vs. Florida, Dec. 10, 1988
- 53 - Pete Maravich vs. Ole Miss, Jan. 31, 1970
- 53 - Pete Maravich vs. St. John's, Dec. 29, 1969
- 53 - Pete Maravich vs. Duquesne, Dec. 30, 1968
- 52 - Pete Maravich vs. Florida, Feb. 4, 1970
- 52 - Pete Maravich vs. Kentucky, Jan. 25, 1969
- 52 - Pete Maravich vs. Loyola, Dec. 2, 1968
- 52 - Pete Maravich vs. Kentucky, Jan. 27, 1968
- 52 - Pete Maravich vs. Tulane, Jan. 11, 1968
- 51 - Chris Jackson vs. Texas, Jan. 2, 1990
- 51 - Pete Maravich vs. Georgia, Feb. 12, 1968
- 51 - Pete Maravich vs. Loyola, Dec. 9, 1967
- 50 - Chris Jackson vs. Tennessee, Feb. 11, 1989
- 50 - Pete Maravich vs. Southern California, Dec. 18, 1969
- 50 - Pete Maravich vs. Florida, Feb. 12, 1969

## 40-POINT CLUB (41 by 7 players since 1967)

- 49 - Chris Jackson vs. Tennessee, Feb. 10, 1990
- 49 - Pete Maravich vs. Tulane, Feb. 9, 1970
- 49 - Pete Maravich vs. Mississippi State, Feb. 2, 1970
- 49 - Pete Maravich vs. Clemson, Dec. 20, 1969
- 49 - Pete Maravich vs. Ole Miss, March 1, 1969
- 49 - Pete Maravich vs. Auburn, Feb. 7, 1968
- 48 - Chris Jackson vs. Florida, March 1, 1989
- 48 - Chris Jackson vs. Louisiana Tech, Dec. 6, 1988
- 48 - Pete Maravich vs. Tampa, Dec. 2, 1967
- 47 - Pete Maravich vs. Georgia, Dec. 21, 1968
- 47 - Pete Maravich vs. Florida, Feb. 10, 1968
- 46 - Chris Jackson vs. Vanderbilt, Feb. 18, 1990
- 46 - Pete Maravich vs. Auburn, Feb. 16, 1970
- 46 - Pete Maravich vs. Oregon State, Dec. 22, 1969
- 46 - Pete Maravich vs. Tulane, Dec. 13, 1969
- 46 - Pete Maravich vs. Auburn, Jan. 11, 1969
- 46 - Pete Maravich vs. Ole Miss, Dec. 19, 1967
- 45 - Chris Jackson vs. Georgia, Jan. 24, 1990
- 45 - Pete Maravich vs. Loyola, Dec. 9, 1969
- 45 - Pete Maravich vs. Kentucky, Feb. 22, 1969
- 45 - Pete Maravich vs. Wyoming, Dec. 26, 1968
- 45 - Pete Maravich vs. Florida, Dec. 18, 1968



**Chris Jackson**

4 - 50 point games  
 7 - 40 point games  
 16 - 30 point games

- 44 - Kenny Higgs vs. Duke, Dec. 20, 1974
- 44 - Pete Maravich vs. Auburn, Jan. 10, 1970
- 44 - Pete Maravich vs. Kentucky, Feb. 3, 1968
- 43 - Shaquille O'Neal vs. Northern Arizona, Dec. 28, 1991
- 43 - Pete Maravich vs. Oregon State, Dec. 4, 1969
- 42 - Al Sanders vs. Auburn, Feb. 14, 1972
- 42 - Pete Maravich vs. Alabama, Jan. 4, 1969
- 42 - Pete Maravich vs. Vanderbilt, March 4, 1968
- 42 - Pete Maravich vs. Florida State, Dec. 16, 1967
- 42 - Pete Maravich vs. Wisconsin, Dec. 15, 1967
- 42 - Pete Maravich vs. Texas, Dec. 4, 1967
- 41 - Chris Jackson vs. Kentucky, Feb. 15, 1990
- 41 - Pete Maravich vs. Georgia, March 7, 1970
- 40 - Ronnie Henderson vs. Alabama, Feb. 11, 1995
- 40 - Chris Jackson vs. Mississippi State, Jan. 4, 1990
- 40 - Durand Macklin vs. Tennessee, Jan. 15, 1977
- 40 - Pete Maravich vs. Pittsburgh, Jan. 31, 1969
- 40 - Pete Maravich vs. Oklahoma City, Dec. 28, 1968
- 40 - Pete Maravich vs. Ole Miss, Feb. 24, 1968

## 30-POINT CLUB (130 by 32 players since 1967)

- 39 - Al Sanders vs. Loyola, Dec. 1, 1970
- 38 - Shaquille O'Neal vs. Ole Miss, Feb. 20, 1991
- 38 - Shaquille O'Neal vs. Georgia, Feb. 8, 1991
- 38 - Chris Jackson vs. Vanderbilt, Feb. 18, 1989
- 38 - Kenny Higgs vs. Tennessee, March 1, 1975
- 38 - Pete Maravich vs. Vanderbilt, Feb. 14, 1970
- 38 - Pete Maravich vs. Florida, Feb. 11, 1970
- 38 - Pete Maravich vs. UCLA, Dec. 23, 1969
- 38 - Pete Maravich vs. Alabama, Feb. 8, 1969
- 38 - Pete Maravich vs. Vanderbilt, Jan. 9, 1969
- 38 - Pete Maravich vs. Clemson, Dec. 7, 1968
- 37 - Chris Jackson vs. Ole Miss, March 3, 1990
- 37 - Chris Jackson vs. Southern Miss, Nov. 15, 1989
- 37 - Chris Jackson vs. Tennessee, March 10, 1989
- 37 - Ricky Blanton vs. Tennessee-Martin, Dec. 20, 1988
- 37 - Bill Newton vs. Georgetown, Jan. 6, 1972
- 37 - Al Sanders vs. Ole Miss, Jan. 30, 1971
- 37 - Pete Maravich vs. Georgia, Feb. 18, 1970
- 36 - Ronnie Henderson vs. Oklahoma State, Dec. 20, 1994
- 36 - Ronnie Henderson vs. Kentucky, Feb. 15, 1994
- 36 - Shaquille O'Neal vs. Indiana, March 21, 1992
- 36 - Shaquille O'Neal vs. Alabama, Feb. 17, 1991
- 36 - Glenn Hansen vs. Florida, Feb. 8, 1975
- 35 - Maurice Carter vs. Arkansas, Jan. 2, 1999
- 35 - Duane Spencer vs. Alabama, Feb. 15, 1997
- 35 - Chris Jackson vs. UNLV, Jan. 28, 1990
- 35 - Glenn Hansen vs. Auburn, Jan. 25, 1975
- 35 - Glenn Hansen vs. Vanderbilt, Feb. 11, 1974
- 35 - Bill Newton vs. Loyola, Jan. 8, 1972
- 35 - Pete Maravich vs. Ole Miss, Feb. 28, 1970
- 35 - Pete Maravich vs. Vanderbilt, Feb. 17, 1969
- 34 - Ronnie Henderson vs. Maryland-Baltimore County, Dec. 30, 1994
- 34 - Roman Rubchenko vs. Georgia State, Dec. 28, 1994
- 34 - Ronnie Henderson vs. Troy State, Dec. 6, 1994
- 34 - Roman Rubchenko vs. George Mason, Dec. 3, 1994
- 34 - Shaquille O'Neal vs. Georgia, Jan. 7, 1991
- 34 - Shaquille O'Neal vs. Vanderbilt, Jan. 2, 1991
- 34 - Chris Jackson vs. Loyola Marymount, Feb. 3, 1990
- 34 - Chris Jackson vs. Kentucky, Feb. 15, 1989
- 34 - Chris Jackson vs. Vanderbilt, Jan. 18, 1989

- INTRO
- THIS IS LSU
- TIGERS
- COACHES
- REVIEW
- PREVIEW
- RECORDS**
- HISTORY
- LSU
- MEDIA

# 60-50-40-30 Club

- INTRO
- THIS IS LSU
- TIGERS
- COACHES
- REVIEW
- PREVIEW
- RECORDS
- HISTORY
- LSU
- MEDIA

- 34 - Ricky Blanton vs. Chaminade, Dec. 29, 1988
- 34 - DeWayne Scales vs. Montana State, Dec. 18, 1987
- 34 - Kenny Higgs vs. Mississippi State, Jan. 2, 1978
- 34 - Pete Maravich vs. Yale, Dec. 30, 1969
- 34 - Pete Maravich vs. Mississippi State, Feb. 19, 1968
- 33 - Stromile Swift vs. Wyoming, Nov. 27, 1999
- 33 - Roger Washington vs. Louisville, Dec. 7, 1996
- 33 - Ronnie Henderson vs. Georgia, Feb. 18, 1995
- 33 - Clarence Ceasar vs. Arkansas, March 2, 1994
- 33 - Shaquille O'Neal vs. Tennessee, Feb. 23, 1991
- 33 - Shaquille O'Neal vs. Kentucky, Feb. 5, 1991
- 33 - Chris Jackson vs. Tennessee, Jan. 8, 1990
- 33 - Chris Jackson vs. UTEP March 17, 1989
- 33 - Chris Jackson vs. Auburn, Jan. 7, 1989
- 33 - Jose Vargas vs. Florida, Dec. 16, 1986
- 33 - Howard Carter vs. Auburn, Jan. 21, 1981
- 33 - DeWayne Scales vs. Boston, Dec. 28, 1979
- 33 - Kenny Higgs vs. Tennessee, Jan. 26, 1976
- 33 - Glenn Hansen vs. Tennessee, Jan. 27, 1975
- 33 - Pete Maravich vs. Mississippi State, Feb. 3, 1969
- 33 - Pete Maravich vs. Clemson, Jan. 24, 1968
- 32 - Darrel Mitchell vs. Ohio State, Jan. 15, 2005
- 32 - Ronnie Henderson vs. Auburn, Feb. 25, 1995
- 32 - Shaquille O'Neal vs. Ole Miss, Jan. 19, 1991
- 32 - Chris Jackson vs. Kansas, Nov. 17, 1989
- 32 - DeWayne Scales vs. Ole Miss, Feb. 21, 1980
- 32 - Durand Macklin vs. Delaware, Dec. 29, 1979
- 32 - Kenny Higgs vs. Kentucky, Feb. 2, 1976
- 32 - Kenny Higgs vs. Tulane, Dec. 3, 1975
- 32 - Glenn Hansen vs. Auburn, Feb. 24, 1975
- 32 - Eddie Palubinskas vs. Florida, Feb. 9, 1974
- 32 - Eddie Palubinskas vs. Memphis State, Dec. 5, 1972
- 32 - Pete Maravich vs. Florida, Jan. 6, 1968
- 31 - Duane Spencer vs. North Carolina A&T, Nov. 30, 1996
- 31 - Ronnie Henderson vs. Ole Miss, Feb. 3, 1996
- 31 - Ronnie Henderson vs. Nicholls State, Jan. 23, 1996
- 31 - Ronnie Henderson vs. Alabama, Jan. 6, 1996
- 31 - Shaquille O'Neal vs. Mississippi State, March 7, 1992
- 31 - Shaquille O'Neal vs. Florida, Jan. 26, 1991
- 31 - Mike Hansen vs. Tennessee, Jan. 22, 1991
- 31 - Chris Jackson vs. Georgia, Feb. 25, 1990
- 31 - Maurice Williamson vs. Vanderbilt, Feb. 18, 1990
- 31 - Ricky Blanton vs. Auburn, Jan. 7, 1989
- 31 - Ricky Blanton vs. Southern, Dec. 5, 1987
- 31 - Anthony Wilson vs. Georgia, March 7, 1987
- 31 - Don Redden vs. Hawaii Pacific, Dec. 1, 1985
- 31 - Don Redden vs. Mississippi State, Feb. 20, 1984
- 31 - Durand Macklin vs. Lamar, March 14, 1981
- 31 - Durand Macklin vs. Alcorn State, March 8, 1980
- 31 - DeWayne Scales vs. Georgia, Feb. 9, 1980
- 31 - Kenny Higgs vs. Auburn, Feb. 20, 1978
- 31 - Glenn Hansen vs. Tennessee, March 1, 1975
- 31 - Bill Newton vs. Kentucky, Feb. 26, 1972
- 31 - Pete Maravich vs. Ole Miss, Feb. 1, 1969
- 30 - Brandon Bass vs. Louisiana-Lafayette, Nov. 21, 2004
- 30 -- Jaime Lloreda vs. McNeese State, Nov. 24, 2003
- 30 - Ronald Dupree at Arkansas, Feb. 16, 2002
- 30 - Collis Temple III at Tennessee, March 3, 2001
- 30 - Jabari Smith vs. Alabama, Feb. 10, 1999
- 30 - Ronnie Henderson vs. Georgia, Feb. 7, 1996
- 30 - Ronnie Henderson vs. Auburn, Jan. 21, 1996
- 30 - Ronnie Henderson vs. Ole Miss, Feb. 15, 1995
- 30 - Jamie Brandon vs. Auburn, Jan. 8, 1994



**Darrel Mitchell**

Scored 32 points in the double-overtime victory over Ohio State on Jan. 15, 2005 in Baton Rouge, the last time an LSU player topped 30 points in a game

- 30 - Maurice Williamson vs. BYU, March 19, 1992
- 30 - Shaquille O'Neal vs. Auburn, Feb. 22, 1992
- 30 - Shaquille O'Neal vs. Tennessee, Jan. 29, 1992
- 30 - Chris Jackson vs. Alabama, Jan. 21, 1989
- 30 - Chris Jackson vs. Maryland, Jan. 2, 1989
- 30 - Chris Jackson vs. Morehead State, Dec. 28, 1988
- 30 - Ricky Blanton vs. Vanderbilt, March 11, 1988
- 30 - Jose Vargas vs. Oklahoma, Jan. 11, 1988
- 30 - Ricky Blanton vs. Northern Iowa, Dec. 28, 1987
- 30 - Jose Vargas vs. Southwest Texas, Dec. 22, 1987
- 30 - Durand Macklin vs. Vanderbilt, Jan. 30, 1980
- 30 - Durand Macklin vs. Vanderbilt, Jan. 2, 1980
- 30 - Al Green vs. Tulane, Dec. 9, 1978
- 30 - Durand Macklin vs. Georgia, Feb. 4, 1978
- 30 - Durand Macklin vs. Vanderbilt, Jan. 16, 1978
- 30 - Kenny Higgs vs. Auburn, Feb. 26, 1977
- 30 - Kenny Higgs vs. California, Nov. 29, 1975
- 30 - Glenn Hansen vs. Kentucky, Jan. 5, 1974
- 30 - Eddie Palubinskas vs. Nevada-Reno, Dec. 3, 1973
- 30 - Al Sanders vs. Ole Miss, March 4, 1972
- 30 - Bill Newton vs. Vanderbilt, Feb. 13, 1971
- 30 - Al Sanders vs. Florida, Feb. 10, 1971
- 30 - Bill Newton vs. Utah State, Dec. 27, 1970
- 30 - Pete Maravich vs. Tennessee, Feb. 23, 1970
- 30 - Pete Maravich vs. Alabama, Dec. 30, 1967
- 30 - Danny Hester vs. Georgetown March 15, 1970



## NCAA CAREER SCORING LEADERS (AVERAGE)

PLAYER, TEAM	YEARS	G	FG	FT	PTS.	AVG.
<b>Pete Maravich, LSU</b>	<b>1968-70</b>	<b>83</b>	<b>1387</b>	<b>893</b>	<b>3667</b>	<b>44.2</b>
Austin Carr, Notre Dame	1969-71	74	1017	526	2560	34.6
Oscar Robinson, Cincinnati	1958-60	88	1052	869	2973	33.8
Calvin Murphy, Niagara	1968-70	77	947	654	2548	33.1
Dwight Lamar, SW La.	1971-73	57	768	326	1862	32.7

## NCAA CAREER POINTS LEADERS

PLAYER, TEAM	LAST YEAR	G	PTS.
<b>Pete Maravich, LSU</b>	<b>1970</b>	<b>83</b>	<b>3667</b>
Freeman Williams, Portland State	1978	106	3249
Lionel Simmons, LaSalle	1990	131	3217
Alphonso Ford, Miss. Valley	1993	109	3165
Harry Kelly, Texas Southern	1983	110	3066

## NCAA MOST POINTS IN A SEASON

PLAYER, TEAM	YEAR	G	FG	FT	PTS.
<b>Pete Maravich, LSU</b>	<b>1970</b>	<b>31</b>	<b>522</b>	<b>337</b>	<b>1381</b>
Elvin Hayes, Houston	1968	33	519	176	1214
Frank Selvy, Furman	1954	29	427	355	1209
<b>Pete Maravich, LSU</b>	<b>1969</b>	<b>26</b>	<b>433</b>	<b>282</b>	<b>1148</b>
<b>Pete Maravich, LSU</b>	<b>1968</b>	<b>26</b>	<b>432</b>	<b>274</b>	<b>1138</b>

## NCAA SEASON SCORING HIGHS (AVERAGE)

PLAYER, TEAM	YEAR	G	FG	FT	PTS.	AVG.
<b>Pete Maravich, LSU</b>	<b>1970</b>	<b>31</b>	<b>522</b>	<b>337</b>	<b>1381</b>	<b>44.5</b>
<b>Pete Maravich, LSU</b>	<b>1969</b>	<b>26</b>	<b>433</b>	<b>282</b>	<b>1148</b>	<b>44.2</b>
<b>Pete Maravich, LSU</b>	<b>1968</b>	<b>26</b>	<b>432</b>	<b>274</b>	<b>1138</b>	<b>43.8</b>
Frank Selvy, Furman	1954	29	427	355	1209	41.7

## NCAA SEASON SCORING HIGHS BY CLASS (AVERAGE)

CLASS	PLAYER, TEAM	YEAR	G	FG	FT	PTS.	AVG.
Senior	<b>Pete Maravich, LSU</b>	<b>1970</b>	<b>31</b>	<b>522</b>	<b>337</b>	<b>1381</b>	<b>44.5</b>
Junior	<b>Pete Maravich, LSU</b>	<b>1969</b>	<b>26</b>	<b>433</b>	<b>282</b>	<b>1148</b>	<b>44.2</b>
Soph.	<b>Pete Maravich, LSU</b>	<b>1968</b>	<b>26</b>	<b>432</b>	<b>274</b>	<b>1138</b>	<b>43.8</b>
Fresh.	<b>Chris Jackson, LSU</b>	<b>1989</b>	<b>32</b>	<b>359</b>	<b>163</b>	<b>965</b>	<b>30.2</b>

## SEC SCORING

YEAR	NAME	GMS.	PTS.	AVG.
1933	Sparky Wade	20	193	9.7
1934	Sparky Wade	17	211	12.4
1936	Arnold Bryan	15	209	13.9
1937	Arnold Bryan	20	287	14.4
1939	Charles Bozeman	15	178	11.9
1952	Bob Pettit	24	612	25.5
1953	Bob Pettit	23	573	24.9
1954	Bob Pettit	25	785	31.4
1968	Pete Maravich	26	1138	43.8
1969	Pete Maravich	26	1148	44.2
1970	Pete Maravich	32	1381	44.5
1989	Chris Jackson	32	965	30.2
1990	Chris Jackson	32	889	27.8
1991	Shaquille O'Neal	28	774	27.6
1995	Ronnie Henderson	27	630	23.3
1996	Ronnie Henderson	23	502	21.8
2001	Ronald Dupree	29	503	17.3
2006	Glen Davis	36	669	18.6

## SEC REBOUNDING

YEAR	NAME	GMS.	REB.	AVG.
1970	Al Sanders	32	474	14.8
1971	Al Sanders	24	369	14.7
1986	John Williams	37	313	8.5
1990	Shaquille O'Neal	32	385	12.0
1991	Shaquille O'Neal	28	411	14.7
1992	Shaquille O'Neal	30	421	14.0
1993	Geert Hammink	32	325	10.2
2004	Jaime Lloreda	22	256	11.6
2006	Glen Davis	36	350	9.7
2007	Glen Davis	29	303	10.4

## SEC FIELD GOAL PERCENTAGE

YEAR	NAME	GMS.	FGM	FGA	PCT.
1968	Ralph Jukkola	26	125	196	63.7
1969	Dave Ramsden	26	112	166	67.5
1971	Al Sanders	25	209	355	58.8
1972	Al Sanders	26	171	287	59.6
1991	Shaquille O'Neal	28	312	497	62.8
1992	Shaquille O'Neal	30	294	478	61.5
2000	Stromile Swift	34	208	342	60.8
2005	Brandon Bass	30	181	319	56.7

## SEC THREE-POINT FIELD GOALS PER GAME

YEAR	NAME	GMS.	MADE	AVG.
1987	Anthony Wilson	38	95	2.5

## SEC FREE THROW PERCENTAGE

YEAR	NAME	GMS.	FTM	FTA	PCT.
1966	Kenny Drost	26	75	82	90.2
1973	Ed Palubinskas	24	137	153	89.5
1986	Derrick Taylor	38	81	92	88.0
1989	Chris Jackson	32	163	200	81.5
1990	Chris Jackson	32	191	210	91.0

## SEC ASSISTS

YEAR	NAME	GMS.	NO.	AVG.
1970	Pete Maravich	31	192	6.3
1977	Kenny Higgs	27	239	8.9
1991	T. J. Pugh	30	196	6.5

## SEC BLOCKS

YEAR	NAME	GMS.	NO.	AVG.
1990	Shaquille O'Neal	32	115	3.6
1991	Shaquille O'Neal	28	140	5.0
1992	Shaquille O'Neal	30	157	5.2
2006	Tyrus Thomas	36	99	3.1

## SEC STEALS

YEAR	NAME	GMS.	NO.	AVG.
1984	Jerry Reynolds	29	81	2.8
1986	Derrick Taylor	38	84	2.2
1987	Darryl Joe	39	93	2.4
1991	Shawn Griggs	29	81	2.8
1994	Clarence Ceasar	27	80	3.0
1995	Clarence Ceasar	22	66	3.0

# LSU's SEC Tournament Records

INTRO

THIS IS LSU

TIGERS

COACHES

REVIEW

PREVIEW

RECORDS

HISTORY

LSU

MEDIA

## Team Single Game

### MOST POINTS SCORED

99 - vs. Tennessee, 3-13-92, Birmingham, Ala.  
95 - vs. Florida, 2-28-80, Birmingham, Ala.  
92 - vs. Vanderbilt, 3-10-06, Nashville, Tenn.  
89 - vs. Auburn, 3-11-05, Atlanta, Ga.  
89 - vs. Georgia, 3-7-87, Atlanta, Ga.  
89 - vs. Ole Miss, 3-12-93, Lexington, Ky.

### MOST POINTS ALLOWED

97 - by Florida, 3-4-99, Atlanta, Ga.  
95 - by Tennessee, 3-10-89, Knoxville, Tenn.  
92 - by Auburn, 3-8-91, Nashville, Tenn.

### FEWEST POINTS SCORED

51 - vs. Mississippi State, 3-9-02, Atlanta, Ga.  
52 - vs. Ole Miss, 3-4-82, Lexington, Ky.  
54 - vs. Georgia, 3-6-97, Memphis, Tenn.

### FEWEST POINTS ALLOWED

54 - by Mississippi State, 3-5-87, Atlanta, Ga.  
56 - by Arkansas, 3-13-03, New Orleans, La.  
57 - by Mississippi State, 3-9-02, Atlanta, Ga.

### FIELD GOAL ATTEMPTS

80 - vs. Georgia, 3-10-94, Memphis, Tenn.  
80 - vs. Tennessee, 3-10-89, Knoxville, Tenn.  
79 - vs. Kentucky, 3-2-79, Birmingham, Ala.

### FIELD GOALS MADE

39 - vs. Florida, 2-28-80, Birmingham, Ala.  
33 - three occasions

### FIELD GOAL PERCENTAGE

.609 - vs. Florida, 2-28-80, Birmingham, Ala.  
.596 - vs. Ole Miss, 3-12-93, Lexington, Ky.  
.567 - vs. Vanderbilt, 3-10-06, Nashville, Tenn.

### FREE THROW ATTEMPTS

42 - vs. Georgia, 3-7-87, Atlanta, Ga.  
42 - vs. Tennessee, 3-13-92, Birmingham, Ala.  
39 - vs. Florida, 3-5-81, Birmingham, Ala.

### FREE THROWS MADE

31 - vs. Tennessee, 3-13-92, Birmingham, Ala.  
29 - vs. Georgia, 3-7-87, Atlanta, Ga.  
28 - vs. Vanderbilt, 3-11-88, Baton Rouge, La.

### FREE THROW PERCENTAGE

1.000 - vs. Tennessee, 3-11-83, Birmingham, Ala.  
1.000 - vs. Kentucky, 3-7-86, Lexington, Ky.  
.903 - vs. Vanderbilt, 3-11-88, Baton Rouge, La.

### THREE-POINT FIELD GOAL ATTEMPTS

30 - vs. Vanderbilt, 3-10-00, Atlanta, Ga.  
29 - vs. Georgia, 3-10-94, Memphis, Tenn.  
26 - vs. South Carolina, 3-7-96, New Orleans, La.

### THREE-POINT FIELD GOALS MADE

10 - vs. Vanderbilt, 3-10-00, Atlanta, Ga.  
10 - vs. Arkansas, 3-13-03, New Orleans, La.  
9 - vs. Kentucky, 3-14-93, Lexington, Ky.

### THREE-POINT FIELD GOAL PERCENTAGE

.800 - (4-5) vs. Mississippi State, 3-5-87, Atlanta, Ga.  
.600 - (6-10) vs. Georgia, 3-7-87, Atlanta, Ga.  
.583 - (7-12) vs. Georgia, 3-8-02, Atlanta, Ga.

### REBOUNDS

47 - vs. Tennessee, 3-13-92, Birmingham, Ala.  
46 - vs. Florida, 3-6-86, Lexington, Ky.  
45 - three occasions

### ASSISTS

22 - vs. Ole Miss, 3-12-93, Lexington, Ky.  
21 - vs. Kentucky, 3-1-80, Birmingham, Ala.  
17 - two occasions

### PERSONAL FOULS

31 - vs. Georgia, 3-10-94, Memphis, Tenn.  
29 - vs. Kentucky, 3-2-79, Birmingham, Ala.  
29 - vs. Florida, 3-4-99, Atlanta, Ga.

### VICTORY MARGINS

31 - vs. Auburn, 3-11-05, Atlanta, Ga.  
29 - vs. Arkansas, 3-13-03, New Orleans, La.  
19 - vs. Vanderbilt, 3-10-06, Nashville, Tenn.  
19 - vs. Ole Miss, 3-12-93, Lexington, Ky.

### DEFEAT MARGINS

24 - vs. Vanderbilt, 3-9-95, Atlanta, Ga.  
22 - vs. Florida, 3-4-99, Atlanta, Ga.  
21 - vs. Georgia, 3-6-97, Memphis, Tenn.  
21 - vs. South Carolina, 3-12-04, Atlanta, Ga.

## Individual Single Game

### MOST POINTS

37 - Chris Jackson, vs. Tennessee, 3-10-89, Knoxville, Tenn.  
31 - Anthony Wilson, vs. Georgia, 3-7-87, Atlanta, Ga.  
30 - Ricky Blanton, vs. Vanderbilt, 3-11-88, Baton Rouge, La.

### FIELD GOAL ATTEMPTS

36 - Chris Jackson, vs. Tennessee, 3-10-89, Knoxville, Tenn.  
21 - John Williams, vs. Kentucky, 3-7-86, Lexington, Ky.  
20 - three occasions

### FIELD GOALS MADE

15 - Chris Jackson, vs. Tennessee, 3-10-89, Knoxville, Tenn.  
13 - DeWayne Scales, vs. Kentucky, 3-1-80, Birmingham, Ala.  
12 - John Williams, vs. Kentucky, 3-7-86, Lexington, Ky.

### FIELD GOAL PERCENTAGE (MIN 6 ATTEMPTS)

.875 - (7-8) Collis Temple III, vs. Vanderbilt, 3-10-00, Atlanta, Ga.  
.857 - (6-7) Brad Bridgewater, vs. Georgia, 3-8-02, Atlanta, Ga.  
.833 - (5-6) Shawn Griggs, vs. Auburn, 3-8-91, Nashville, Tenn.  
.833 - (5-6) Greg Cook, vs. Florida, 3-5-81, Birmingham, Ala.

### FREE THROWS ATTEMPTED

17 - Glen Davis, vs. Tennessee, 3-8-07, Atlanta, Ga.  
15 - Nikita Wilson, vs. Georgia, 3-7-87, Atlanta, Ga.  
12 - Antonio Hudson, vs. Georgia, 3-8-02, Atlanta, Ga.  
12 - Leonard Mitchell, vs. Florida, 3-5-81, Birmingham, Ala.

### FREE THROWS MADE

14 - Nikita Wilson, vs. Georgia, 3-7-87, Atlanta, Ga.  
13 - Glen Davis, vs. Tennessee, 3-8-07, Atlanta, Ga.  
11 - Antonio Hudson, vs. Georgia, 3-8-02, Atlanta, Ga.

### FREE THROW PERCENTAGE (MIN. 8 ATTEMPTS)

1.000 - (10-10) Ricky Blanton, vs. Vanderbilt, 3-11-88, Baton Rouge, La.  
.933 - (14-15) Nikita Wilson, vs. Georgia, 3-7-87, Atlanta, Ga.  
.900 - (9-10) Duane Spencer, vs. South Carolina, 3-7-96, New Orleans, La.

### THREE-POINT FIELD GOAL ATTEMPTS

12 - Chris Jackson, vs. Tennessee, 3-10-89, Knoxville, Tenn.  
10 - Darryl Joe, vs. Kentucky, 3-12-88, Baton Rouge, La.  
10 - Maurice Carter, vs. South Carolina, 3-7-96, New Orleans, La.

### THREE-POINT FIELD GOALS MADE

6 - Collis Temple III, vs. Vanderbilt, 3-10-00, Atlanta, Ga.  
5 - Antonio Hudson, vs. Auburn, 3-11-05, Atlanta, Ga.  
5 - Antonio Hudson, vs. South Carolina, 3-12-04, Atlanta, Ga.  
5 - Anthony Wilson, vs. Georgia, 3-7-87, Atlanta, Ga.

### THREE-POINT FIELD GOAL PERCENTAGE (MIN. 4 MADE)

.857 - (6-7) Collis Temple III, vs. Vanderbilt, 3-10-00, Atlanta, Ga.  
.833 - (5-6) Anthony Wilson, vs. Georgia, 3-7-87, Atlanta, Ga.  
.800 - (4-5) Justin Anderson, vs. Kentucky, 3-14-92, Birmingham, Ala.

### REBOUNDS

20 - John Williams, vs. Florida, 3-6-86, Lexington, Ky.  
16 - Geert Hammink, vs. Kentucky, 3-14-93, Lexington, Ky.  
16 - Shaquille O'Neal, vs. Tennessee, 3-13-92, Birmingham, Ala.

### ASSISTS

10 - Greg Cook, vs. Kentucky, 3-1-80, Birmingham, Ala.  
9 - Bernard Woodside, vs. Kentucky, 3-12-88, Baton Rouge, La.  
7 - three occasions

### BLOCKS

7 - Shaquille O'Neal, vs. Auburn, 3-9-90, Orlando, Fla.  
5 - Garrett Temple, vs. Tennessee, 3-8-07, Atlanta, Ga.  
4 - Vernel Singleton, vs. Auburn, 3-9-90, Orlando, Fla.  
4 - Jaime Lloreda, vs. Florida, 3-14-03, New Orleans, La.  
4 - Jaime Lloreda, vs. Mississippi State, 3-15-03, New Orleans, La.

### STEALS

6 - Vernel Singleton, vs. Tennessee, 3-10-89, Knoxville, Tenn.  
5 - Jermaine Williams, vs. Vanderbilt, 3-7-02, Atlanta, Ga.  
5 - Jamie Brandon, vs. Kentucky, 3-14-92, Birmingham, Ala.  
5 - Darryl Joe, vs. Florida, 3-6-87, Atlanta, Ga.

## Team Single Game

### MOST POINTS

100 - vs. Lamar, 3-14-81, Austin, Texas  
 98 - vs. Alcorn, 3-9-80, Denton, Texas  
 96 - vs. Wichita State, 3-22-81, New Orleans, La.

### MOST POINTS ALLOWED

94 - by Georgia Tech, 3-17-90, Knoxville, Tenn.  
 88 - three occasions

### FIELD GOAL ATTEMPTS

78 - vs. Purdue, 3-13-86, Baton Rouge, La.  
 77 - vs. Georgia Tech, 3-17-90, Knoxville, Tenn.  
 75 - three occasions

### FIELD GOALS MADE

45 - vs. Lamar, 3-14-81, Austin, Texas  
 41 - vs. Alcorn, 3-9-80, Denton, Texas  
 39 - vs. Wichita State, 3-22-81, New Orleans, La.

### FIELD GOAL PERCENTAGE

.639 - (39-61) vs. Wichita State, 3-22-81, New Orleans, La.  
 .608 - (45-74) vs. Lamar, 3-14-81, Austin, Texas  
 .555 - (24-44) vs. Temple, 3-15-87, Rosemont, Ill.

### FREE THROW ATTEMPTS

42 - vs. Indiana, 3-17-53, Kansas City, Mo.  
 34 - vs. Holy Cross, 3-14-53, Raleigh, N. C.  
 28 - vs. Memphis State, 3-15-86, Baton Rouge, La.  
 28 - vs. UCLA, 4-1-06, Indianapolis, Ind.

### FREE THROW MADE

23 - vs. Indiana, 3-17-53, Kansas City, Mo.  
 21 - two occasions

### FREE THROW PCT.

.923 (12-13) - vs. Indiana, 3-21-92, Boise, Id.  
 .875 (7-8) - vs. UTEP, 3-17-89, Tucson, Ariz.  
 .833 (15-18) - vs. Washington, 3-18-53, Kansas City, Mo.

### THREE-POINT FIELD GOAL ATTEMPTS

31 - vs. UAB, 3-17-05, Boise, Idaho  
 26 - vs. Purdue, 3-21-03, Birmingham, Ala.  
 23 - vs. Indiana, 3-21-92, Boise, Idaho

### THREE-POINT FIELD GOALS MADE

9 - vs. Georgia Tech, 3-13-87, Rosemont, Ill.  
 7 - two occasions

### THREE-POINT FIELD GOAL PERCENTAGE

.588 (9-17) - vs. Georgia Tech, 3-13-87, Rosemont, Ill.  
 .500 (5-10) - vs. Iona, 3-15-06, Jacksonville, Fla.  
 .500 (5-10) - vs. Temple, 3-15-87, Rosemont, Ill.  
 .500 (4-8) - vs. Villanova, 3-15-90, Knoxville, Tenn.

### REBOUNDS

51 - vs. Georgia Tech, 3-17-90, Knoxville, Tenn.  
 47 - vs. Villanova, 3-15-90, Knoxville, Tenn.  
 45 - four occasions

### ASSISTS

29 - vs. Lamar, 3-14-81, Austin, Texas  
 23 - vs. Georgia Tech, 3-13-87, Rosemont, Ill.  
 23 - vs. BYU, 3-19-92, Boise, Idaho

### PERSONAL FOULS

32 - vs. Louisville, 3-16-80, Houston, Texas  
 32 - vs. Navy, 3-15-85, Dayton, Ohio  
 30 - vs. Virginia, 3-30-81, Philadelphia, Pa.

### VICTORY MARGIN

22 - vs. Lamar, 3-14-81, Austin, Texas  
 16 - vs. Iona, 3-15-06, Jacksonville, Fla.  
 16 - vs. Arkansas, 3-20-81, New Orleans, La.  
 13 - vs. Lebanon Valley, 3-13-53, Raleigh, N.C.

### DEFEAT MARGIN

24 - vs. Purdue, 3-21-03, Birmingham, Ala.  
 23 - vs. Navy, 3-15-85, Dayton, Ohio  
 20 - vs. Louisville, 3-16-80, Houston, Texas  
 19 - vs. Washington, 3-18-53, Kansas City

INTRO

THIS IS LSU

TIGERS

COACHES

REVIEW

PREVIEW

RECORDS

HISTORY

LSU

MEDIA

## Individual Single Game

### MOST POINTS

36 - Bob Pettit, vs. Washington, 3-18-53, Kansas City, Mo.  
 36 - Shaquille O'Neal, vs. Indiana, 3-21-92, Boise, Idaho  
 31 - Durand Macklin, two occasions

### FIELD GOAL ATTEMPTS

22 - three occasions

### FIELD GOALS MADE

14 - Bob Pettit, vs. Washington, 3-18-53, Kansas City, Mo.  
 13 - three occasions

### FIELD GOAL PCT. (Min. 10 attempts)

.800 (8-10) - Brandon Bass, vs. UAB, 3-17-05, Boise, Idaho  
 .800 (8-10) - Jordy Hultberg, vs. Louisville, 3-16-80, Houston, Texas  
 .800 (8-10) - Nikita Wilson, vs. Temple, 3-5-87, Rosemont, Ill.

### FREE THROW ATTEMPTS

13 - Glen Davis, vs. Duke, 3-23-06, Atlanta, Ga.  
 12 - Brandon Bass, vs. UAB, 3-17-05, Boise, Idaho  
 12 - Shaquille O'Neal vs. Indiana, 3-21-92, Boise, Idaho  
 11 - Don Redden vs. Memphis State, 3-15-86, Baton Rouge, La.  
 10 - Don Redden vs. Georgia Tech, 3-20-86, Atlanta, Ga.

### FREE THROWS MADE

12 - Shaquille O'Neal, vs. Indiana, 3-21-92, Boise, Idaho  
 9 - Brandon Bass, vs. UAB, 3-17-05, Boise, Idaho  
 9 - Bob Pettit, vs. Indiana, 3-17-53, Kansas City, Mo.  
 8 - Bob Pettit, vs. Washington, 3-18-53, Kansas City, Mo.  
 8 - Glen Davis, vs. Duke, 3-23-06, Atlanta, Ga.  
 8 - Glen Davis, vs. Iona, 3-15-06, Jacksonville, Fla.

### FREE THROW PERCENTAGE (Min. 8 attempts)

1.000 (12-12) - Shaquille O'Neal, vs. Indiana, 3-21-92, Boise, Idaho  
 .875 (7-8) - Anthony Wilson, vs. Purdue, 3-13-86, Baton Rouge, La.  
 .875 (7-8) - John Williams, vs. Memphis State, 3-15-86, Baton Rouge, La.

### THREE POINT FIELD GOAL ATTEMPTS

10 - Antonio Hudson, vs. UAB, 3-17-05, Boise, Idaho  
 9 - Anthony Wilson, vs. DePaul, 3-20-87; vs. Indiana, 3-22-87, Cincinnati, Ohio  
 9 - Darryl Joe, vs. Georgia Tech, 3-13-87, Rosemont, Ill.

### THREE-POINT FIELD GOALS MADE

7 - Darryl Joe, vs. Georgia Tech, 3-13-87, Rosemont, Ill.  
 3 - Maurice Williamson twice, Anthony Wilson, Jamie Brandon, Torris Bright, Tack Minor, Darrel Mitchell once

### THREE-POINT FIELD GOAL PERCENTAGE (Min. 5 attempts)

.778 (7-9) - Darryl Joe, vs. Georgia Tech, 3-13-87, Rosemont, Ill.  
 .600 (3-5) - Anthony Wilson, vs. Temple, 3-15-87, Rosemont, Ill.

### REBOUNDS

19 - Durand Macklin, vs. Alcorn, 3-9-80, Denton, Texas  
 16 - Durand Macklin, vs. Lamar, 3-14-81, Austin, Texas  
 16 - Lionel Green, vs. Appalachian State, 3-10-79, Bloomington, Ind.

### ASSISTS

12 - Ethan Martin, vs. Lamar, 3-14-81, Austin, Texas  
 10 - Ethan Martin, vs. Wichita State, 3-22-81, New Orleans, La.  
 9 - Darryl Joe, vs. Georgia Tech, 3-13-87, Rosemont, Ill.

### BLOCKS

11 - Shaquille O'Neal, vs. BYU, 3-19-92, Boise, Idaho  
 6 - Stromile Swift, vs. Southeast Missouri State, 3-16-00, Salt Lake City, Utah  
 6 - Glen Davis, vs. Iona, 3-15-06, Jacksonville, Fla.

### STEALS

6 - Clarence Ceasar, vs. BYU, 3-19-92, Boise, Idaho  
 5 - Derrick Taylor twice, Darryl Joe once

INTRO

THIS IS LSU

TIGERS

COACHES

REVIEW

PREVIEW

RECORDS

HISTORY

LSU

MEDIA

## Team Single Game

### MOST POINTS

97 - vs. Oklahoma, 3-17-70, New York City

94 - vs. UNO, 3-16-83, Baton Rouge

79 - vs. Marquette, 3-19-70, New York City

### MOST POINTS ALLOWED

101 - by Marquette, 3-19-70, New York City

99 - by UNO, 3-16-83, Baton Rouge

94 - by Oklahoma, 3-17-70, New York City

### FIELD GOAL ATTEMPTS

80 - vs. Tulane, 3-12-82, Baton Rouge

74 - vs. UNO, 3-16-83, Baton Rouge

66 - vs. Oklahoma, 3-17-70, New York City

### FIELD GOALS MADE

38 - vs. UNO, 3-16-83, Baton Rouge

34 - vs. Oklahoma, 3-17-70, New York City

31 - vs. Tulane, 3-12-82, Baton Rouge

### FIELD GOAL PERCENTAGE

.515 (34-66) - vs. Oklahoma, 3-17-70, New York City

.514 (38-74) - vs. UNO, 3-16-83, Baton Rouge

48.4 (30-62) - vs. Georgetown, 3-15-70, New York City

### FREE THROW ATTEMPTS

37 - vs. Georgetown, 3-15-70, New York City

37 - vs. Oklahoma, 3-17-70, New York City

36 - vs. Marquette, 3-19-70, New York City

### FREE THROWS MADE

29 - vs. Oklahoma, 3-17-70, New York City

27 - vs. Marquette, 3-19-70, New York City

23 - vs. Georgetown, 3-15-70, New York City

### FREE THROW PERCENTAGE

.846 (22-26) vs. Army, 3-20-70, New York City

.833 (10-12) vs. Tulane, 3-12-82, Baton Rouge

.783 (29-37) vs. Oklahoma, 3-17-70, New York City

### THREE-POINT FIELD GOAL ATTEMPTS

21 - vs. Oklahoma, 3-17-04, Norman

17 - vs. Ball State, 3-19-02, Baton Rouge

14 - vs. Iowa, 3-13-02, Iowa City

### THREE-POINT FIELD GOALS MADE

7 - vs. Oklahoma, 3-17-04, Norman

4 - vs. Iowa, 3-13-02, Iowa City

4 - vs. Ball State, 3-19-02, Baton Rouge

### THREE-POINT FIELD GOAL PERCENTAGE

.333 (7-21) - vs. Oklahoma, 3-17-04, Norman

.286 (4-14) - vs. Iowa, 3-13-02, Iowa City

.235 (4-17) - vs. Ball State, 3-19-02, Baton Rouge

### REBOUNDS

60 - vs. Oklahoma, 3-17-70, New York City

56 - vs. Georgetown, 3-15-70, New York City

51 - vs. Army, 3-20-70, New York City

### ASSISTS

19 - vs. UNO, 3-16-83, Baton Rouge

15 - vs. Ball State, 3-19-02, Baton Rouge

11 - vs. Iowa, 3-13-02, Baton Rouge

### PERSONAL FOULS

31 - vs. Tulane, 3-12-82, Baton Rouge

30 - vs. Marquette, 3-19-70, New York City

28 - vs. UNO, 3-16-83, Baton Rouge

### VICTORY MARGIN

3 - vs. Oklahoma, 3-17-70, New York City

2 - vs. Iowa, 3-13-02, Iowa City

1 - vs. Georgetown, 3-15-70, New York City

### DEFEAT MARGIN

22 - vs. Marquette, 3-19-70, New York City

11 - vs. Tulane, 3-12-82, Baton Rouge

10 - vs. Ball State, 3-19-02, Baton Rouge

## Individual Single Game

### MOST POINTS

37 - Pete Maravich, vs. Oklahoma, 3-17-70, New York City

30 - Danny Hester, vs. Georgetown, 3-15-70, New York City

25 - Torris Bright, vs. Ball State, 3-19-02, Baton Rouge

### FIELD GOAL ATTEMPTS

33 - Pete Maravich vs. Oklahoma, 3-17-70, New York City

20 - Howard Carter vs. UNO, 3-16-83, Baton Rouge

18 - three times

### FIELD GOALS MADE

14 - Pete Maravich vs. Oklahoma, 3-17-70, New York City

12 - Danny Hester, vs. Georgetown, 3-15-70, New York City

10 - Johnny Jones vs. Tulane, 3-12-82, Baton Rouge

### FREE THROW ATTEMPTS

16 - Pete Maravich vs. Marquette, 3-19-70, New York City

13 - Pete Maravich vs. Oklahoma, 3-17-70, New York City

12 - twice

### FREE THROWS MADE

12 - Pete Maravich vs. Marquette, 3-19-70, New York City

9 - Pete Maravich vs. Oklahoma, 3-17-70, New York City

8 - three times

### FREE THROW PERCENTAGE (Min. 8 attempts)

100.0 (8-8) - Jermaine Williams, vs. Iowa, 3-13-02, Iowa City

100.0 (8-8) - Torris Bright vs. Ball State, 3-19-02, Baton Rouge

### THREE-POINT FIELD GOAL ATTEMPTS

9 - Torris Bright, vs. Ball State, 3-19-02, Baton Rouge

7 - Antonio Hudson, vs. Oklahoma, 3-17-04, Norman

7 - Torris Bright, vs. Iowa, 3-13-02, Iowa City

5 - Antonio Hudson, vs. Ball State, 3-19-02, Baton Rouge

### THREE-POINT FIELD GOALS MADE

3 - Tack Minor, vs. Oklahoma, 3-17-04, Norman

3 - Torris Bright, vs. Iowa, 3-13-02, Iowa City

3 - Torris Bright, vs. Ball State, 3-19-02, Baton Rouge

### THREE-POINT FIELD GOAL PERCENTAGE (Min. 5 attempts)

.429 (3-7) - Torris Bright, vs. Iowa, 3-13-02, Iowa City

.333 (2-6) - Darrel Mitchell, vs. Oklahoma, 3-17-04, Norman

.333 (3-9) - Torris Bright, vs. Ball State, 3-19-02, Baton Rouge

### REBOUNDS

19 - Apple Sanders, vs. Oklahoma, 3-17-70, New York City

17 - Apple Sanders, vs. Georgetown, 3-15-70, New York City

14 - Bill Newton, vs. Oklahoma, 3-17-70, New York City

### ASSISTS

9 - Pete Maravich vs. Oklahoma, 3-17-70, New York City

8 - Jermaine Williams vs. Ball State, 3-19-02, Baton Rouge

7 - John Tudor vs. UNO, 3-16-83, Baton Rouge

### BLOCKS

2 - Ronald Dupree, vs. Ball State, 3-19-02, Baton Rouge

### STEALS

6 - Jerry Reynolds, vs. UNO, 3-16-83, Baton Rouge

6 - Johnny Jones, vs. UNO, 3-16-83, Baton Rouge

4 - Jermaine Williams, vs. Ball State, 3-19-02, Baton Rouge

SEASON	OVERALL			CONFERENCE			COACH
	W	L	PCT.	W	L	PCT.	
1908-09	5	2	.714	2	0	1.000	E. R. Wingard
1909-10	3	1	.750	2	0	1.000	J. W. Mayhew
1910-11	8	3	.727	0	1	.000	J. W. Mayhew
1911-12	4	6	.400	2	3	.400	F. M. Long
1912-13	2	3	.400	1	3	.250	F. M. Long
1913-14	7	5	.538	0	4	.000	Dr. C. C. Stroud
1914-15	10	1	.909	3	1	.750	Dr. C. C. Stroud
1915-16	14	10	.583	6	7	.462	Dr. C. C. Stroud
1916-17	20	2	.909	11	0	1.000	Dr. C. C. Stroud
1917-18	12	1	.923	3	0	1.000	Dr. C. C. Stroud
1918-19	1	0	1.000	0	0	.000	R. E. Edmonds
1919-20	19	2	.905	8	2	.800	Dr. C. C. Stroud
1920-21	19	4	.826	5	2	.714	Branch Bocoock
1921-22	15	1	.938	3	1	.750	Tad Gormley
1922-23	10	10	.500	0	7	.000	Tad Gormley
1923-24	8	12	.400	0	7	.000	"Moon" Ducote
1924-25	10	7	.588	1	5	.167	"Gob" Wilson
1925-26	9	9	.500	4	5	.444	Harry Rabenhorst
1926-27	7	9	.438	3	5	.375	Harry Rabenhorst
1927-28	14	4	.778	8	4	.667	Harry Rabenhorst
1928-29	8	13	.381	5	10	.333	Harry Rabenhorst
1929-30	10	11	.476	6	8	.429	Harry Rabenhorst
1930-31	7	8	.467	4	5	.444	Harry Rabenhorst
1931-32	11	9	.550	9	9	.500	Harry Rabenhorst
1932-33	15	8	.652	13	7	.650	Harry Rabenhorst
1933-34	13	4	.765	13	3	.813	Harry Rabenhorst
1934-35	14	1	.933	12	0	1.000	Harry Rabenhorst
1935-36	10	10	.500	9	6	.600	Harry Rabenhorst
1936-37	13	7	.650	7	6	.539	Harry Rabenhorst
1937-38	10	10	.500	7	6	.539	Harry Rabenhorst
1938-39	13	7	.650	10	5	.667	Harry Rabenhorst
1939-40	10	8	.556	8	4	.667	Harry Rabenhorst
1940-41	9	9	.500	7	5	.583	Harry Rabenhorst
1941-42	8	7	.533	8	3	.727	Harry Rabenhorst
1942-43	18	4	.818	11	2	.846	Dale Morey
1943-44	10	15	.400	0	4	.000	Dale Morey
1944-45	15	9	.625	3	3	.500	Fatherree-Swanson
1945-46	18	3	.857	8	0	1.000	Harry Rabenhorst
1946-47	17	4	.810	9	2	.818	Harry Rabenhorst
1947-48	8	18	.308	4	10	.286	Harry Rabenhorst
1948-49	15	10	.600	7	6	.539	Harry Rabenhorst
1949-50	13	12	.520	5	8	.385	Harry Rabenhorst
1950-51	10	14	.417	6	8	.429	Harry Rabenhorst
1951-52	17	7	.708	9	5	.643	Harry Rabenhorst
1952-53	22	3	.880	13	0	1.000	Harry Rabenhorst
1953-54	20	5	.800	14	0	1.000	Harry Rabenhorst
1954-55	6	18	.250	3	11	.214	Harry Rabenhorst
1955-56	7	17	.292	5	9	.357	Harry Rabenhorst
1956-57	6	19	.240	1	13	.071	Harry Rabenhorst
1957-58	7	18	.280	3	11	.214	Jay McCreary
1958-59	10	15	.400	2	12	.142	Jay McCreary
1959-60	5	18	.217	3	11	.214	Jay McCreary
1960-61	11	14	.440	6	8	.429	Jay McCreary
1961-62	13	11	.545	7	7	.500	Jay McCreary
1962-63	12	12	.500	5	9	.357	Jay McCreary
1963-64	12	13	.480	8	6	.571	Jay McCreary
1964-65	12	14	.462	7	9	.438	Jay McCreary
1965-66	6	20	.231	2	14	.125	Frank Truitt
1966-67	3	23	.115	1	17	.056	Press Maravich
1967-68	14	12	.538	8	10	.444	Press Maravich
1968-69	13	13	.500	7	11	.389	Press Maravich
1969-70	22	10	.688	13	5	.722	Press Maravich
1970-71	14	12	.538	10	8	.556	Press Maravich
1971-72	10	16	.385	6	12	.333	Press Maravich
1972-73	14	10	.583	9	9	.500	Dale Brown
1973-74	12	14	.462	6	12	.333	Dale Brown
1974-75	10	16	.385	6	12	.333	Dale Brown
1975-76	12	14	.462	5	13	.278	Dale Brown
1976-77	15	12	.556	8	10	.444	Dale Brown
1977-78	18	9	.667	12	6	.667	Dale Brown
1978-79	23	6	.793	14	4	.778	Dale Brown
1979-80	26	6	.813	14	4	.778	Dale Brown
1980-81	31	5	.861	17	1	.944	Dale Brown
1981-82	14	14	.500	11	7	.611	Dale Brown
1982-83	19	13	.594	10	8	.556	Dale Brown
1983-84	18	11	.621	11	7	.611	Dale Brown
1984-85	19	10	.655	13	5	.722	Dale Brown

## MILESTONES

<b>1st win</b>	Jan. 30, 1909, vs. Dixon Academy (35-20) at Covington, La.
<b>50th win</b>	1916 vs. Ole Miss (55-29) at Baton Rouge
<b>100th win</b>	Feb. 12, 1920, vs. Mercer (33-22) at Macon, Ga.
<b>200th win</b>	Jan. 14, 1929, vs. Louisiana College (32-31) at Pineville, La.
<b>300th win</b>	Jan. 8, 1938, vs. Rice (58-38) at Baton Rouge
<b>400th win</b>	Feb. 1, 1946, vs. Navy (58-47) at Baton Rouge
<b>500th win</b>	Jan. 19, 1953, vs. Georgia (55-50) at Athens, Ga.
<b>600th win</b>	Dec. 19, 1962, vs. Arkansas (72-70) at Little Rock, Ark.
<b>700th win</b>	Feb. 6, 1971, vs. Alabama (107-78) at Baton Rouge
<b>800th win</b>	Dec. 9, 1978, vs. Tulane (98-88) at New Orleans, La.
<b>900th win</b>	Jan. 17, 1983, vs. UNC Wilmington (70-55) at Baton Rouge
<b>1000th win</b>	Jan. 6, 1988, vs. Vanderbilt (51-39) at Nashville, Tenn.
<b>1100th win</b>	Dec. 16, 1992, vs. Campbell (93-71) at Baton Rouge
<b>1200th win</b>	Feb. 5, 2000 vs. Alabama (93-60) at Tuscaloosa, Ala.
<b>1300th win</b>	March 2, 2005 vs. Ole Miss (58-53) at Oxford, Miss.



SEASON	OVERALL			CONFERENCE			COACH
	W	L	PCT.	W	L	PCT.	
1985-86	26	12	.684	9	9	.500	Dale Brown
1986-87	24	15	.615	8	10	.444	Dale Brown
1987-88	16	14	.533	10	8	.555	Dale Brown
1988-89	20	12	.625	11	7	.611	Dale Brown
1989-90	23	9	.719	12	6	.667	Dale Brown
1990-91	20	10	.667	13	5	.722	Dale Brown
1991-92	21	10	.677	12	4	.750	Dale Brown
1992-93	22	11	.667	9	7	.562	Dale Brown
1993-94	11	16	.407	5	11	.312	Dale Brown
1994-95	12	15	.444	6	10	.375	Dale Brown
1995-96	12	17	.414	4	12	.250	Dale Brown
1996-97	10	20	.333	3	13	.187	Dale Brown
1997-98	9	18	.333	2	14	.125	John Brady
1998-99	12	15	.444	4	12	.250	John Brady
1999-00	28	6	.823	12	4	.750	John Brady
2000-01	13	16	.448	2	14	.125	John Brady
2001-02	19	15	.559	6	10	.375	John Brady
2002-03	21	11	.656	8	8	.500	John Brady
2003-04	18	11	.621	8	8	.500	John Brady
2004-05	20	10	.667	12	4	.750	John Brady
2005-06	27	9	.750	14	2	.875	John Brady
2006-07	17	15	.531	5	11	.312	John Brady
<b>Totals</b>	<b>1346</b>	<b>1010</b>	<b>.571</b>	<b>677</b>	<b>652</b>	<b>.509</b>	

INTRO

THIS IS LSU

TIGERS

COACHES

REVIEW

PREVIEW

RECORDS

HISTORY

LSU

MEDIA

# Home-Away-Neutral/Maravich Center Streaks

- INTRO
- THIS IS LSU
- TIGERS
- COACHES
- REVIEW
- PREVIEW
- RECORDS
- HISTORY
- LSU
- MEDIA

SEASON	HOME			AWAY			NEUTRAL		
	WON	LOST	PCT.	WON	LOST	PCT.	WON	LOST	PCT.
1908-09	4	0	1.000	1	2	.333	0	0	.000
1909-10	3	0	1.000	0	1	.000	0	0	.000
1910-11	3	0	1.000	5	3	.625	0	0	.000
1911-12	4	0	1.000	0	6	.000	0	0	.000
1912-13	2	1	.500	0	2	.000	0	0	.000
1913-14	4	2	.667	3	3	.500	0	0	.000
1914-15	8	1	.889	2	0	1.000	0	0	.000
1915-16	11	4	.733	3	6	.333	0	0	.000
1916-17	11	0	1.000	9	2	.818	0	0	.000
1917-18	4	0	1.000	8	1	.889	0	0	.000
1918-19	1	0	1.000	0	0	.000	0	0	.000
1919-20	10	0	1.000	9	2	.818	0	0	.000
1920-21	14	1	.933	5	3	.625	0	0	.000
1921-22	11	1	.917	4	0	1.000	0	0	.000
1922-23	9	6	.600	1	3	.250	0	1	.000
1923-24	4	6	.400	4	6	.400	0	0	.000
1924-25	7	2	.778	3	4	.428	0	1	.000
1925-26	6	4	.600	3	5	.375	0	0	.000
1926-27	6	4	.600	1	5	.167	0	0	.000
1927-28	10	0	1.000	3	3	.500	1	1	.500
1928-29	4	4	.500	4	8	.333	0	1	.000
1929-30	6	2	.750	4	8	.333	0	1	.000
1930-31	4	5	.444	3	2	.600	0	1	.000
1931-32	6	4	.600	5	4	.555	0	1	.000
1932-33	7	1	.875	6	6	.500	2	1	.667
1933-34	10	0	1.000	3	3	.500	0	1	.500
1934-35	11	0	1.000	2	1	.667	1	0	1.000
1935-36	7	3	.700	3	5	.375	0	2	.000
1936-37	9	1	.900	4	5	.444	0	1	.000
1937-38	7	7	.500	3	3	.500	0	0	.000
1938-39	6	2	.750	5	4	.555	2	1	.667
1939-40	4	5	.444	4	2	.667	2	1	.667
1940-41	4	3	.571	5	5	.500	0	1	.000
1941-42	5	4	.556	3	2	.600	0	1	.000
1942-43	5	1	.833	11	3	.785	2	0	1.000
1943-44	5	6	.455	5	9	.357	0	0	.000
1944-45	8	2	.800	6	7	.462	1	0	1.000
1945-46	9	1	.900	6	2	.750	3	0	1.000
1946-47	9	0	1.000	4	3	.571	4	1	.800
1947-48	5	6	.454	2	10	.167	1	2	.333
1948-49	7	2	.778	6	6	.500	2	2	.500
1949-50	9	3	.750	1	9	.100	3	0	1.000
1950-51	5	3	.625	3	9	.333	2	2	.500
1951-52	11	0	1.000	3	7	.300	3	0	1.000
1952-53	10	0	1.000	8	1	.889	4	2	.667
1953-54	13	1	.929	6	0	1.000	1	4	.200
1954-55	5	6	.455	1	12	.077	0	0	.000
1955-56	4	7	.364	2	9	.182	1	1	.500
1956-57	4	8	.333	1	10	.091	1	1	.500
1957-58	4	8	.333	2	8	.200	1	2	.333
1958-59	5	7	.417	2	8	.200	3	0	1.000
1959-60	4	7	.364	1	10	.091	0	1	.000
1960-61	6	3	.667	5	10	.333	0	1	.000
1961-62	8	2	.800	3	6	.333	2	3	.400
1962-63	7	3	.700	4	8	.333	1	1	.500
1963-64	8	2	.800	3	9	.250	1	2	.333
1964-65	7	4	.636	3	8	.273	2	2	.500
1965-66	3	7	.300	3	11	.214	0	2	.000
1966-67	2	10	.167	1	11	.083	0	2	.000
1967-68	9	4	.692	5	7	.416	0	1	.000
1968-69	6	5	.546	5	8	.384	2	0	1.000
1969-70	10	3	.769	9	4	.692	3	3	.500
1970-71	7	4	.636	5	7	.417	2	1	.333
1971-72	8	4	.667	2	11	.154	0	1	.000
1972-73	8	4	.667	5	6	.454	1	0	1.000
1973-74	9	5	.643	3	9	.250	0	0	.000
1974-75	6	6	.500	3	10	.231	1	0	.000
1975-76	10	6	.625	2	8	.200	0	0	.000
1976-77	11	5	.688	4	7	.364	0	0	.000
1977-78	11	4	.730	7	5	.580	0	0	.000
1978-79	13	1	.929	8	3	.727	2	2	.500
1979-80	12	2	.857	9	3	.750	5	1	.833
1980-81	15	0	1.000	10	1	.909	6	4	.600
1981-82	9	5	.642	4	7	.363	1	2	.333
1982-83	11	4	.733	7	7	.500	1	2	.333

## Maravich Center Win Streaks

- 23** 15 games 1980-81 season; First 8 games 1981-82 season
- 18** Last 8 games 1983-84 season; First 10 games 1984-85 season
- 18** Last 7 games 1989-90 season; First 11 games 1990-91 season
- 16** Last 4 games 1991-92 season; First 12 games 1992-93 season
- 14** Last game 1977-78 season; First 13 games 1978-79 season
- 14** Last 7 game 1999-00 season; First 7 games 2000-01 season
- 13** Last 6 games 1972-73 season; First 7 games 1973-74 season
- 13** Last 5 games 2002-03 season; First 8 games 2003-04 season
- 13** Last 11 games 2004-05 season; First 2 games 2005-06 season
- 11** Last 2 games 1984-85 season; First 9 games 1985-86 season
- 11** Last game 2000-2001 season; First 10 games 2001-2002 season
- 11** First 11 games of the 2002-03 season
- 11** Final 9 games of the 2005-06 season; First 2 games of 2006-07

## Home Winning Streaks (ALL SITES OVERALL)

- 42** Last 3 games 1915-16 season;  
11 games 1916-17 season;  
4 games 1917-18 season;  
1 game 1918-19 season;  
10 games 1991-20;  
First 13 games 1920-21 season
- 29** Last 6 games 1932-33 season;  
10 games 1933-34 season;  
11 games 1934-35 season;  
First 2 games 1935-36 season
- 25** Last game 1950-51 season;  
11 games 1951-52 season;  
10 games 1952-53 season;  
First 3 games 1953-54 season
- 23** 15 games 1980-81 season;  
First 8 games 1981 season

SEASON	HOME			AWAY			NEUTRAL		
	WON	LOST	PCT.	WON	LOST	PCT.	WON	LOST	PCT.
1983-84	12	2	.857	5	7	.416	1	2	.333
1984-85	13	2	.867	6	6	.500	0	2	.000
1985-86	13	3	.813	11	8	.579	2	1	.667
1986-87	10	6	.625	5	7	.417	9	2	.818
1987-88	12	4	.750	4	8	.333	0	2	.000
1988-89	12	5	.705	6	6	.500	2	1	.667
1989-90	17	2	.895	4	5	.444	2	2	.500
1990-91	15	1	.937	5	6	.454	0	3	.000
1991-92	13	4	.765	6	4	.600	2	2	.500
1992-93	15	2	.882	3	6	.333	4	3	.571
1993-94	10	6	.625	2	8	.200	0	1	.000
1994-95	9	7	.562	3	7	.300	0	1	.000
1995-96	11	7	.611	1	7	.125	0	3	.000
1996-97	9	6	.600	0	10	.000	1	4	.250
1997-98	8	8	.500	1	9	.100	0	1	.000
1998-99	12	4	.750	0	10	.100	0	1	.000
1999-00	15	1	.937	5	3	.625	8	2	.800
2000-01	9	7	.562	2	8	.200	2	1	.667
2001-02	12	5	.706	4	7	.364	3	3	.500
2002-03	16	2	.889	2	6	.250	3	3	.500
2003-04	12	3	.800	5	7	.417	1	1	.500
2004-05	14	1	.933	4	6	.400	2	3	.400
2005-06	14	2	.875	7	4	.636	6	3	.667
2006-07	14	4	.778	2	9	.182	1	2	.333
<b>Totals</b>	<b>836</b>	<b>329</b>	<b>.717</b>	<b>391</b>	<b>568</b>	<b>.408</b>	<b>119</b>	<b>113</b>	<b>.513</b>

## SIAA Era

**COACH E. R. WINGARD**  
**1 SEASON • 1909**  
**5-2 (.714)**

### 1909 RECORD: 5-2, 2-0

Date	Opponent	Results
1-30	Dixon Academy (A)	W 35-20
2-6	Miss. State (H)	W 18-12
2-8	Miss. State (H)	W 14-10
2-18	Baton Rouge H. S. (H)	W 36-14
2-26	YMCA (NO) (A)	L 11-27
2-27	YMCA (NO) (A)	L 16-37
3-6	Dixon Academy (H)	W 21-12

**COACH J. W. MAYHEW**  
**2 SEASONS • 1910-11**  
**11-4 (.733)**

### 1910 RECORD: 3-1, 2-0

Date	Opponent	Results
2-4	Ole Miss (H)	W 39-14
2-5	Ole Miss (H)	W 25-4
2-26	YMCA (NO) (A)	L 11-53
3-5	YMCA (NO) (H)	W 30-17

### 1911 RECORD: 8-3, 6-1

Date	Opponent	Results
1-26	Tulane (H)	W 47-7
1-27	Tulane (H)	W 26-15
2-7	Miss. State (A)	W 33-17
2-8	Miss. State (A)	W 42-12
2-9	Birmingham AC (A)	L 17-45
2-10	Bessemer AC (A)	L 17-37
2-11	Birmingham High (A)	W 23-21
2-11	Birmingham YMCA (A)	W 23-21
2-13	Texas (H)	W 39-10
2-17	Tulane (A)	W 27-25
2-18	Tulane (A)	L 13-15

**COACH F. M. LONG**  
**2 SEASONS • 1912-1913**  
**6-9 (.400)**

### 1912 RECORD: 4-6, 2-3

Date	Opponent	Results
1-15	Ole Miss (H)	W 27-15
1-16	Ole Miss (H)	W 33-11
2-5	YMCA (NO) (A)	L 24-25
2-6	Miss. State (A)	L 16-22
2-7	Miss. State (A)	L 11-21
2-8	Birmingham AC (A)	L 7-54
2-9	Bessemer AC (A)	L 20-42
2-10	Auburn (A)	L 15-38
2-17	YMCA (NO) (H)	W 23-19
2-25	YMGC (NO) (H)	W 32-6

### 1913 RECORD: 2-3, 1-3

Date	Opponent	Results
2-8	YMGC (NO) (H)	W 39-11
2-14	Tulane (A)	L 13-15
2-15	Tulane (A)	L 20-26
2-28	Tulane (H)	L 15-16
3-1	Tulane (H)	W 13-12

**COACH C. C. STROUD**  
**6 SEASONS**  
**1913-1918, 1919-1920**  
**82-21 (.796)**

### 1913-14 RECORD: 7-5, 0-4

Date	Opponent	Results
12-19	La. College (A)	W 17-15
12-22	Shreveport AC (A)	W 31-14
12-23	Shreveport AC (A)	W 25-20
1-9	SW Louisiana (H)	W 44-7
1-17	La. College (H)	W 27-24
1-21	Miss. College (H)	W 34-13
1-22	Miss. College (H)	W 29-19
2-13	Tulane (H)	L 14-26
2-14	Tulane (H)	L 7-10
2-19	St. Paul's (Covington)	L 15-35
2-27	Tulane (A)	L 12-25
2-28	Tulane (A)	L 6-13

### 1914-15 RECORD: 10-1, 3-1

Date	Opponent	Results
12-21	Centenary (A)	W 38-17
12-22	Shreveport AC (A)	W 21-20
1-14	SW Louisiana (H)	W 29-6
1-15	SW Louisiana (H)	W 39-16
2-6	YMCA (NO) (H)	W 55-18
2-12	Miss. State (H)	W 24-12
2-13	Miss. State (H)	L 14-15
2-19	Tulane (H)	W 28-17
2-20	Tulane (H)	W 39-19
	YMGC (NO) (H)	W 24-11
	La. College (H)	W 30-4

## 1915-16 RECORD: 14-10, 6-7

Date	Opponent	Results
	Jefferson Col. (H)	W 55-18
	YMCA (NO) (H)	W 42-26
	SW Louisiana (H)	W 44-14
	SW Louisiana (H)	W 69-13
	La. College (H)	W 14-11
	La. College (H)	W 20-19
	NW Louisiana (H)	W 24-23
	Alabama (H)	L 25-39
	Alabama (H)	L 25-44
	Miss. State (A)	W 31-21
	Miss. State (A)	L 17-23
	YMGC (NO) (H)	W 39-22
2-4	Tulane (H)	L 21-24
2-5	Tulane (H)	L 19-22
	Alabama (A)	W 25-18
	Birmingham AC (A)	L 30-39
	Auburn (A)	L 23-24
	Columbus AC (Ga.) (A)	L 21-42
	Atlanta AC (A)	L 16-64
	Ole Miss (H)	W 55-29
2-18	Tulane (A)	L 14-26
2-19	Tulane (A)	W 19-16
	Rice (H)	W 29-21
	Rice (H)	W 25-17

### 1916-17 RECORD: 20-2, 11-0

Date	Opponent	Results
	SW Louisiana (A)	W 33-20
	SW Louisiana (A)	L 13-21
	Shreveport AC (A)	W 19-17
	SW Louisiana (H)	W 50-13
	YMGC (H)	W 54-22
	Texas A&M (H)	W 24-15
	Texas A&M (H)	W 30-14
	Miss. State (H)	W 36-28
	Miss. State (H)	W 38-17
	Shreveport AC (H)	W 39-24
	Alabama (H)	W 34-7
	Millsaps (H)	W 95-6
2-9	Tulane (A)	W 37-20
2-10	Tulane (A)	W 27-18
	YMC (Mobile) (A)	L 18-37
	Spring Hill (A)	W 34-24
	Auburn (H)	W 37-13
	Birmingham AC (A)	W 37-23
	Alabama (A)	W 38-9
	Millsaps (A)	W 57-11
2-23	Tulane (H)	W 46-27
2-24	Tulane (H)	W 26-20

### 1917-18 RECORD: 12-1, 3-0

Date	Opponent	Results
12-2	NW Louisiana (A)	W 38-25
12-3	Shreveport AC (A)	W 51-20
12-13	Jefferson Col. (H)	W 42-18
1-11	St. Charles (A)	W 61-17
1-11	SW Louisiana (A)	W 36-7
1-18	Auburn (H)	W 43-31
1-19	Auburn (H)	W 34-27
2-1	Navy Res. (NO) (H)	W 64-8
2-6	Miss. College (A)	W 41-24
2-6	Millsaps (A)	W 66-10
2-8	Birmingham AC (A)	L 23-33
2-8	Birmingham AC (A)	W 33-22
2-9	Alabama (A)	W 28-25

**COACH R. E. EDMONDS**  
**1 SEASON • 1919**  
**1-0 (1.000)**

### 1919 RECORD: 1-0, 0-0

Date	Opponent	Results
2-1	Jefferson Col. (H)	W 66-18

**COACH C. C. STROUD**  
**6 SEASONS**  
**1913-1918, 1919-1920**  
**82-21 (.796)**

### 1919-20 RECORD: 19-2, 8-2

Date	Opponent	Results
12-30	Jefferson Col. (H)	W 46-15
12-31	Jefferson Col. (H)	W 57-24
1-3	YMGC (NO) (H)	W 47-19
1-10	St. Stanislaus (A)	W 47-21
	La. College (A)	W 35-20
1-24	Miss. State (H)	W 27-12
1-30	La. College (H)	W 63-19
1-31	La. College (H)	W 39-15
2-3	Spring Hill (H)	W 64-16
2-6	Tulane (A)	W 35-19
2-7	Tulane (A)	W 29-10
2-9	Alabama (A)	W 30-11
2-10	Birmingham AC (A)	W 28-19
2-11	Georgia (A)	L 15-32
2-12	Mercer (A)	W 33-22
2-13	Auburn (A)	L 21-33
2-14	YMCA (Mobile) (A)	W 26-22
2-14	Spring Hill (A)	W 38-9
2-23	Alabama (H)	W 44-19
2-27	Tulane (H)	W 37-12
2-28	Tulane (H)	W 37-12

## SIC Era

**COACH BRANCH BOCKOCK**  
**1 SEASON • 1921**  
**19-4 (.826)**

### 1921 RECORD: 19-4, 5-2

Date	Opponent	Results
	SW Louisiana (H)	W 47-11
1-8	NW Louisiana (H)	W 29-25
1-10	Loyola (NO) (H)	W 74-12
1-15	YMCA (NO) (H)	W 42-26
1-25	Texas A&M (H)	W 30-28
1-26	Texas A&M (H)	W 31-30
1-29	Navy (Pensacola) (H)	W 54-12
1-30	Navy (Pensacola) (H)	W 51-41
2-1	Spring Hill (H)	W 31-17
2-2	Spring Hill (H)	W 29-24
2-4	Tulane (H)	W 42-27
2-5	Tulane (H)	W 52-24
2-11	SW Louisiana (H)	W 61-8
2-18	Ole Miss (H)	L 22-23
2-19	Ole Miss (H)	W 46-13
2-21	Texas A&M (A)	W 24-16
2-22	Texas A&M (A)	L 19-49
2-23	Baylor (A)	L 20-32
2-24	Baylor (A)	W 34-33
2-25	YMCA (Houston) (A)	W 49-19
2-26	Rice (A)	W 35-23
	Tulane (A)	L 29-31
	Tulane (A)	W 27-20

**COACH FRANK "TAD" GORMLEY**  
**2 SEASONS • 1922-23**  
**25-11 (.694)**

### 1922 RECORD: 15-1, 3-1

Date	Opponent	Results
1-10	SW Louisiana (H)	W 41-8
1-11	SW Louisiana (H)	W 29-17
1-13	La. College (H)	W 52-26
1-14	La. College (H)	W 50-22
1-20	NW Louisiana (H)	W 32-15
1-21	NW Louisiana (H)	W 40-3
1-27	Tulane (A)	W 18-15
1-28	Tulane (A)	W 26-18
2-1	Spring Hill (H)	W 27-26
2-2	Spring Hill (H)	W 16-15
2-10	YMCA (Houston) (A)	W 29-27
2-11	YMCA (Houston) (A)	W 28-22
2-15	Miss. College (H)	W 29-20
2-16	Miss. College (H)	W 26-18
2-20	Tulane (H)	L 23-39
2-21	Tulane (H)	W 34-19

### 1922-23 RECORD: 10-10, 0-6

Date	Opponent	Results
	La. College (H)	W 23-22
	La. College (H)	W 33-22
	Stancocolas (H)	L 17-35
	Miss. State (H)	L 25-36
	Miss. State (H)	L 20-35
	SW Louisiana (H)	W 25-22
	Miss. College (H)	W 27-17
	Miss. College (H)	W 19-14
	Spring Hill (H)	L 21-23
	Spring Hill (H)	W 36-20
	Millsaps (H)	W 32-10
	Millsaps (H)	W 34-23
2-9	Tulane (H)	L 24-33
2-10	Tulane (H)	L 18-28
2-16	Tulane (A)	L 23-40
2-17	Tulane (A)	L 11-34
	Stancocolas (H)	W 46-20
	Spring Hill (A)	L 24-26
	Spring Hill (A)	W 20-18

**SIC Tournament - Atlanta, Ga.**  
 Vanderbilt (N) L 10-36

**COACH "MOON" DUCOTE**  
**1 SEASON • 1924**  
**8-12 (.400)**

### 1924 RECORD: 8-12, 0-7

Date	Opponent	Results
1-7	NW Louisiana (H)	L 18-26
1-8	NW Louisiana (H)	L 19-33
1-19	SW Louisiana (H)	L 12-15
1-21	SW Louisiana (H)	L 14-26
1-24	Loyola (NO)	W 27-20
1-25	Loyola (NO)	W 17-15
2-1	Spring Hill (H)	W 40-23
2-2	Spring Hill (H)	W 22-13
2-8	Tulane (H)	L 21-41
2-9	Tulane (H)	L 29-38
2-11	McGowan-Lyons (A)	L 22-28
2-12	Alabama (A)	L 8-44
2-13	Miss. State (A)	L 29-34
2-14	Miss. State (A)	L 34-54
2-15	Spring Hill (A)	W 29-25
2-16	Spring Hill (A)	W 32-16
2-22	Tulane (A)	L 13-39
2-23	Tulane (A)	L 26-30
2-25	Loyola (NO) (A)	W 34-28
2-26	Loyola (NO) (A)	W 37-4

**COACH H. E. "GOB" WILSON**  
**1 SEASON • 1925**  
**10-7 (.588)**

### 1925 RECORD: 10-7, 1-4

Date	Opponent	Results
1-9	SW Louisiana (H)	W 30-19
1-10	SW Louisiana (H)	W 22-17
1-14	La. College (A)	W 23-17
1-15	La. College (A)	L 20-27
1-16	NW Louisiana (A)	L 25-29
1-17	NW Louisiana (A)	W 35-24
1-21	Loyola (NO) (H)	W 30-13
1-22	Loyola (NO) (H)	W 32-18
1-28	La. College (H)	W 39-36
1-29	La. College (H)	W 32-31



# Year-by-Year Results

INTRO

THIS IS LSU

TIGERS

COACHES

REVIEW

PREVIEW

RECORDS

HISTORY

LSU

MEDIA

## 1929 RECORD: 8-13, 5-9

**Coach: Harry Rabenhorst**

Date	Opponent	Results
1-7	SW Louisiana (H)	W 23-17
1-8	SW Louisiana (H)	W 29-22
1-11	Ole Miss (H)	L 21-42
1-12	Ole Miss (H)	L 17-34
1-14	La. College (A)	W 32-31
1-15	La. College (A)	L 43-44
1-18	Ole Miss (A)	L 24-28
1-19	Ole Miss (A)	L 25-30
—	Auburn (A)	W 45-28
—	Auburn (A)	W 65-28
—	Alabama (A)	L 16-38
—	Alabama (A)	L 28-37
2-4	Miss. State (H)	L 16-26
2-5	Miss. State (H)	W 39-29
2-11	SW Louisiana (A)	L 34-36
2-12	SW Louisiana (A)	L 37-25
2-15	Tulane (A)	L 23-40
2-16	Tulane (A)	W 28-21
2-22	Tulane (H)	W 37-35
2-23	Tulane (H)	L 32-33
<b>SIC Tournament - Atlanta, Ga.</b>		
—	Washington & Lee (N)	L 22-32

## 1930 RECORD: 10-11, 6-7

**Coach: Harry Rabenhorst**

Date	Opponent	Results
1-3	La. College (A)	L 41-53
1-4	La. College (A)	L 15-55
1-9	Miss. College (A)	L 24-27
1-10	Ole Miss (A)	L 27-31
1-11	Ole Miss (A)	W 31-21
1-17	Ole Miss (H)	L 24-47
1-18	Ole Miss (H)	L 29-32
1-24	Louisiana Tech (A)	W 37-31
1-25	Louisiana Tech (A)	W 42-24
2-1	Miss. State (Meridian) (H)	W 32-27
2-3	Alabama (A)	L 20-37
2-4	Alabama (A)	L 22-28
2-7	Auburn (H)	W 44-27
2-8	Auburn (H)	W 49-45
2-10	Spring Hill (H)	W 53-17
2-11	Spring Hill (H)	W 52-14
2-14	Tulane (H)	W 35-30
2-15	Tulane (H)	W 24-15
2-21	Tulane (A)	L 25-27
2-22	Tulane (A)	L 27-30
<b>SIC Tournament - Atlanta, Ga.</b>		
3-3	Duke (N)	L 34-43

## 1931 RECORD: 7-8, 4-4

**Coach: Harry Rabenhorst**

Date	Opponent	Results
1-10	New Orleans AC (H)	L 35-41
1-13	Miss. College (A)	W 46-34
1-15	Ole Miss (A)	W 26-24
1-16	Ole Miss (A)	L 29-30
1-22	Alabama (H)	L 26-40
1-23	Alabama (H)	L 28-37
1-30	SW Louisiana (H)	L 26-40
1-31	SW Louisiana (H)	L 29-34
2-6	Southern Miss. (H)	W 46-35
2-7	Southern Miss. (H)	W 47-31
2-13	Tulane (A)	L 23-38
2-14	Tulane (A)	W 39-31
2-20	Tulane (H)	W 49-30
2-21	Tulane (H)	W 48-27
<b>SIC Tournament - Atlanta, Ga.</b>		
2-23	Maryland (N)	L 34-37

## 1932 RECORD: 11-9, 8-8

**Coach: Harry Rabenhorst**

Date	Opponent	Results
1-8	SW Louisiana (H)	W 44-23
1-9	SW Louisiana (H)	W 50-35
1-15	Ole Miss (A)	W 37-34
1-16	Ole Miss (A)	L 22-24
1-18	Miss. State (H)	L 28-29
1-19	Miss. State (H)	W 40-15
1-22	Alabama (A)	L 25-34
1-23	Alabama (A)	L 25-37
1-25	Miss. State (A)	W 30-26
1-26	Miss. State (A)	W 33-29
1-29	Ole Miss (H)	W 55-53
1-30	Ole Miss (H)	L 33-35
2-8	Auburn (H)	L 34-48
2-9	Auburn (H)	L 30-34
2-11	Tulane (H)	W 32-25
2-12	Tulane (H)	W 34-22
2-19	Tulane (A)	W 29-26
2-20	Tulane (A)	L 29-33
<b>SIC Tournament - Atlanta, Ga.</b>		
2-26	Georgia Tech (A)	W 36-33
2-27	Auburn (N)	L 22-30

## SEC Era

### 1933 RECORD: 15-8, 13-7

**Coach: Harry Rabenhorst**

Date	Opponent	Results
1-4	Alabama (H)	W 32-27
1-5	Alabama (H)	L 36-40
1-11	Miss. State (A)	W 32-28
1-12	Miss. State (A)	W 49-26
1-13	Ole Miss (A)	L 37-40
1-14	Ole Miss (A)	L 32-34
1-17	Miss. State (H)	W 45-40
1-18	Miss. State (H)	W 37-33
1-20	Sewanee (A)	W 50-30
1-21	Sewanee (A)	W 57-45
1-23	Vanderbilt (A)	L 34-54
1-24	Vanderbilt (A)	L 26-52
1-25	Auburn (A)	W 26-25
1-26	Auburn (A)	L 24-25
2-10	Tulane (A)	L 31-44
2-11	Tulane (A)	W 46-28
2-13	Ole Miss (H)	W 53-33
2-14	Ole Miss (H)	W 50-33
2-17	Tulane (H)	W 50-38
2-18	Tulane (H)	W 51-37
<b>SEC Tournament - Atlanta, Ga.</b>		
2-20	Auburn (N)	W 57-33
2-21	Tennessee (N)	W 55-43
2-22	Kentucky (N)	L 38-51

### 1934 RECORD: 13-4, 13-3

**Coach: Harry Rabenhorst**

Date	Opponent	Results
1-5	Sewanee (H)	W 80-20
1-6	Sewanee (H)	W 60-9
1-9	Miss. State (A)	L 46-47
1-10	Miss. State (A)	W 48-23
1-12	Alabama (A)	L 33-36
1-13	Alabama (A)	L 29-37
1-19	Tulane (H)	W 29-25
1-20	Tulane (H)	W 48-26
2-5	Auburn (H)	W 40-17
2-6	Auburn (H)	W 38-16
2-8	Miss. State (H)	W 54-39
2-9	Miss. State (H)	W 61-30
2-12	Ole Miss (H)	W 52-33
2-13	Ole Miss (H)	W 49-39
2-16	Tulane (A)	W 43-22
2-17	Tulane (A)	W 36-21
<b>SEC Tournament - Atlanta, Ga.</b>		
3-3	Tennessee (N)	L 35-42

## National Champion SEC Champion

### 1935 RECORD: 14-1, 12-0

**Coach: Harry Rabenhorst**

Date	Opponent	Results
12-18	SW Louisiana (H)	W 54-30
1-7	Alabama (H)	W 34-32
1-8	Alabama (H)	W 41-39
1-19	Rice (A)	L 47-56
2-4	Ole Miss (H)	W 47-32
2-5	Ole Miss (H)	W 47-33
2-8	Tulane (A)	W 34-16
2-9	Tulane (A)	W 35-24
2-13	Miss. State (H)	W 67-32
2-14	Miss. State (H)	W 46-39
2-15	Vanderbilt (H)	W 56-41
2-16	Vanderbilt (H)	W 40-31
2-22	Tulane (H)	W 65-20
2-23	Tulane (H)	W 64-23

### American Legion Bowl National Championship Atlantic City, New Jersey

4-13	Pittsburgh (N)	W 41-37
------	----------------	---------

### 1935-36 RECORD: 10-10, 9-6

**Coach: Harry Rabenhorst**

Date	Opponent	Results
12-18	SW Louisiana (H)	W 43-28
12-23	Georgia (H)	W 46-34
<b>Sugar Bowl Classic - New Orleans</b>		
1-2	Pittsburgh (N-SBC)	L 47-52
1-10	Alabama (A)	L 25-37
1-11	Alabama (A)	L 34-43
1-13	Miss. State (A)	L 38-49
1-14	Miss. State (A)	W 32-30
1-23	Rice (H)	L 38-42
1-24	Rice (H)	L 30-38
1-31	Ole Miss (H)	W 54-37
2-1	Ole Miss (H)	L 46-51
2-7	Tulane (H)	W 52-27
2-8	Tulane (H)	W 49-26
2-10	Miss. State (H)	W 43-37
2-11	Miss. State (H)	W 45-40
2-14	Ole Miss (A)	L 47-59
2-15	Ole Miss (A)	L 51-69
2-21	Tulane (A)	W 50-30
2-22	Tulane (A)	W 46-22
<b>SEC Tournament - Knoxville, Tenn.</b>		
2-28	Alabama (N)	L 30-52

## 1936-37 RECORD: 13-7, 7-6

**Coach: Harry Rabenhorst**

Date	Opponent	Results
12-16	SW Louisiana (H)	W 44-19
1-6	Alabama (H)	W 43-33
1-7	Alabama (H)	W 47-27
1-8	Rice (A)	W 32-29
1-9	Rice (A)	W 38-37
1-13	Ole Miss (A)	L 47-50
1-14	Ole Miss (A)	L 27-40
1-16	Miss. State (A)	L 36-53
1-20	Louisiana Tech (H)	W 54-24
1-21	Louisiana Tech (H)	W 35-34
2-1	Auburn (A)	L 24-37
2-2	Auburn (A)	W 54-34
2-5	Tulane (H)	W 42-31
2-6	Tulane (H)	W 46-42
2-12	Loyola (NO) (H)	W 46-31
2-15	Miss. State (H)	W 42-41
2-16	Miss. State (H)	L 38-39
2-19	Tulane (A)	W 37-31
2-20	Tulane (A)	L 32-52
<b>SEC Tournament - Knoxville, Tenn.</b>		
2-26	Kentucky (N)	L 37-57

## 1937-38 RECORD: 10-10, 7-6

**Coach: Harry Rabenhorst**

Date	Opponent	Results
12-13	SW Louisiana (H)	W 31-26
12-16	S. California (H)	L 38-54
12-17	S. California (H)	L 26-50
1-7	Rice (H)	L 38-45
1-8	Rice (H)	W 58-38
1-14	Ole Miss (H)	L 48-59
1-15	Ole Miss (H)	L 44-47
1-31	Miss. State (H)	W 38-33
2-1	Miss. State (H)	W 31-22
2-4	Georgia Tech (H)	W 47-35
2-7	Alabama (A)	L 33-41
2-8	Alabama (A)	L 32-33
2-14	Miss. State (A)	W 66-44
2-15	Miss. State (A)	L 46-63
2-18	Tulane (A)	W 44-42
2-19	Tulane (A)	W 31-27
2-25	Tulane (H)	W 42-31
2-26	Tulane (H)	L 39-41
<b>SEC Tournament - Baton Rouge</b>		
3-3	Auburn (H)	W 60-34
3-4	Ole Miss (H)	L 41-68

## 1938-39 RECORD: 13-7, 10-5

**Coach: Harry Rabenhorst**

Date	Opponent	Results
12-14	Rice (A)	L 32-34
12-15	Rice (A)	W 30-27
1-6	Alabama (H)	W 33-29
1-7	Alabama (H)	L 30-39
1-9	Ole Miss (A)	W 42-41
1-10	Ole Miss (A)	W 42-34
1-30	Miss. State (A)	W 48-32
1-31	Miss. State (A)	L 29-31
2-3	Miss. State (H)	W 47-45
2-4	Miss. State (H)	W 54-33
2-9	Georgia Tech (A)	L 35-37
2-13	Ole Miss (H)	W 50-48
2-14	Ole Miss (H)	W 59-18
2-17	Tulane (H)	W 36-33
2-18	Tulane (H)	L 33-36
2-23	Tulane (A)	L 30-36
2-24	Tulane (A)	W 41-31
<b>SEC Tournament - Knoxville, Tenn.</b>		
3-2	Sewanee (N)	W 55-35
3-2	Georgia (N)	W 50-28
3-3	Kentucky (N)	L 34-53

## 1939-40 RECORD: 10-8, 8-4

**Coach: Harry Rabenhorst**

Date	Opponent	Results
12-18	Rice (H)	L 39-56
12-19	Rice (H)	L 51-61
1-5	Auburn (H)	W 50-39
1-6	Auburn (H)	L 26-42
1-12	Ole Miss (A)	W 51-47
1-13	Miss. State (A)	L 37-49
1-15	Alabama (A)	W 33-28
1-29	Miss. State (H)	W 55-42
2-2	Georgia Tech (H)	L 33-34
2-5	DePaul (A)	L 28-53
2-7	SW College (Tenn.) (N)	W 61-41
2-10	Ole Miss (H)	L 33-45
2-15	Tulane (A)	W 34-31
2-16	Tulane (A)	W 35-29
2-22	Tulane (H)	W 42-39
2-23	Tulane (H)	W 40-39
<b>SEC Tournament - Knoxville, Tenn.</b>		
2-29	Tulane (N)	W 57-44
2-29	Alabama (N)	L 25-51

## 1940-41 RECORD: 9-9, 7-5

**Coach: Harry Rabenhorst**

Date	Opponent	Results
12-10	SW Louisiana (H)	L 30-39
12-16	Bogalusa (H)	W 52-43
—	Rice (A)	L 48-60
—	Rice (A)	L 33-54
—	Baytown (Humble) (A)	W 54-44
1-6	Alabama (H)	W 37-28
1-10	Ole Miss (A)	W 56-32
1-11	Miss. State (A)	L 26-35
1-13	Alabama (A)	L 32-36
2-5	Ole Miss (H)	W 67-39

2-8	Miss. State (H)	W 39-37
2-10	Georgia Tech (A)	W 43-41
2-11	Auburn (A)	L 49-50
2-14	Tulane (H)	L 44-55
2-15	Tulane (H)	L 35-39
2-20	Tulane (A)	W 59-44
2-21	Tulane (A)	W 40-37
<b>SEC Tournament - Louisville, Ky.</b>		
2-27	Vanderbilt (N)	L 49-63

## 1941-42 RECORD: 8-7, 8-3

**Coach: Harry Rabenhorst**

Date	Opponent	Results
12-12	Rice (H)	L 42-54
12-13	Rice (H)	L 37-50
12-18	Texas A&M (H)	L 41-56
1-6	Ole Miss (A)	W 56-35
1-10	Miss. State (A)	L 41-43
1-12	Alabama (A)	L 28-40
1-17	Ole Miss (H)	L 42-51
1-24	Miss. State (H)	W 51-40
2-6	Georgia Tech (H)	W 54-41
2-12	Tulane (H)	W 51-46
2-13	Tulane (H)	W 50-49
2-17	Auburn (H)	W 63-49
2-19	Tulane (A)	W 48-44
2-20	Tulane (A)	W 31-21
<b>SEC Tournament - Louisville, Ky.</b>		
2-27	Alabama (N) (ot)	L 31-45

## COACH DALE MOREY 2 SEASONS • 1942-44 28-19 (.596)

### 1942-43 RECORD: 18-4, 11-2

1-29	Miss. State (H)	W	62-27
2-1	Tulane (A)	L	43-45
2-2	Tulane (A)	L	32-44
2-5	Keesler Field (H)	W	60-57
2-7	Louisiana Tech (H)	W	83-56
2-9	Tulane (H)	W	50-44
2-10	Tulane (H)	W	61-55
2-14	Hammond Air Base (A)	W	66-36
2-17	Algiers Navy (H)	W	84-69
2-20	Gulfport Navy (H)	L	62-84
2-23	NW Louisiana (N-S'port)	W	44-40
2-24	NW Louisiana (A)	W	70-34
<b>SEC Tournament - Louisville, Ky.</b>			
	Kentucky (A)	L	37-63

**COACH HARRY RABENHORST**  
29 SEASONS • 1926-42, 1945-57  
340-264 (.563)

**1945-46 RECORD: 18-3, 8-0**

Coach: Harry Rabenhorst

Date	Opponent	Results	
12-12	Texas A&M (H)	W 51-50	
12-17	Keesler Field (A)	L 58-69	
12-18	Keesler Field (A)	W 78-61	
12-19	Pensacola Navy (A)	W 66-58	
1-4	Selman Field (H)	W 63-50	
1-9	Keesler Field (H)	W 56-39	
1-11	Miss. State (A)	W 54-30	
1-12	Ole Miss (A)	W 53-23	
1-14	Alabama (A)	W 48-26	
2-1	Navy (NO) (H)	W 58-47	
2-4	Ole Miss (H)	W 60-35	
2-8	Miss. State (H)	W 73-31	
2-11	Louisiana Tech (H)	W 58-43	
2-13	Corpus Christi (H)	L 46-51	
2-16	Alabama (H)	W 44-30	
2-21	Tulane (H)	W 54-45	
2-23	Tulane (A)	W 52-36	
<b>SEC Tournament - Louisville, Ky.</b>			
2-28	Tulane (N)	W 74-29	
3-1	Ole Miss (N)	W 69-34	
3-2	Georgia (N)	W 60-41	
3-2	Kentucky (A)	L 36-59	

**1946-47 RECORD: 17-4, 8-2**

Coach: Harry Rabenhorst

Date	Opponent	Results	
12-4	Keesler Field (H)	W 81-48	
12-14	Baylor (H)	W 61-34	
<b>At Madison Square Garden</b>			
12-19	St. Francis (N-MSG)	W 62-57	
12-21	Canisius (A)	L 50-59	
<b>Sugar Bowl Classic - New Orleans</b>			
12-30	Tulane (A-SBC)	W 54-51	
1-4	Rice (H)	W 60-35	
1-10	Ole Miss (A)	W 54-43	
1-11	Miss. State (A)	W 61-57	
1-13	Alabama (A)	L 38-45	
1-17	Tulane (A)	L 38-40	
1-20	Loyola (NO) (A)	W 44-43	
1-29	Vanderbilt (Memphis)	W 62-52	
2-3	Ole Miss (H)	W 63-43	
2-7	Alabama (H)	W 54-43	
2-14	Miss. State (H)	W 64-49	
2-15	Auburn (H)	W 74-53	
2-21	Tulane (H)	W 55-40	
2-24	Loyola (NO) (H)	W 61-47	
<b>SEC Tournament - Louisville, Ky.</b>			
2-27	Ole Miss (N)	W 61-36	
2-28	Florida (N)	W 60-45	
2-28	Tulane (N)	L 50-63	

**1947-48 RECORD: 8-18, 4-8**

Coach: Harry Rabenhorst

Date	Opponent	Results	
12-4	Spring Hill (H)	W 72-43	
12-8	Rice (A)	L 55-58	
12-9	Texas (N-Houston)	L 31-50	
12-13	Canisius (A)	L 44-59	
<b>At Madison Square Garden</b>			
12-15	Long Island (A-MSG)	L 47-67	
<b>Fort Worth Collegiate</b>			
12-29	Texas A&M (N-FWC)	L 44-45	
12-30	Hardin-Simm. (N-FWC)	W 62-46	
12-31	TCU (A-FWC)	W 52-46	
1-5	Florida (H)	L 36-38	
1-9	Rice (H)	W 43-40	
1-10	Georgia Tech (H)	L 40-52	
	Tulane (H)	L 42-54	
1-17	Vanderbilt (H)	W 56-54	
1-19	Loyola (NO) (A)	L 42-49	
1-24	Auburn (A)	L 48-51	
1-26	Georgia Tech (A)	W 54-46	
1-27	Alabama (A)	L 43-49	
1-31	Miss. State (A)	L 49-53	
	Ole Miss (A)	L 37-49	
2-13	Miss. State (H)	W 65-40	
2-16	Loyola (NO) (H)	L 45-46	
2-20	Tulane (A)	L 41-50	
2-23	Ole Miss (H)	W 52-50	
	Tennessee (H)	L 48-56	
	Alabama (H)	L 32-37	
3-1	Alabama (H)	L 47-63	
<b>SEC Tournament - Louisville, Ky.</b>			
	Kentucky (A)	L 47-63	

**1948-49 RECORD: 15-10, 7-6**

Coach: Harry Rabenhorst

Date	Opponent	LSU Rank	Opp Rank	Results
11-28	Keesler Field (H)	NR	NR	W 85-33
12-3	Texas (H)	NR	NR	L 45-60
12-4	Rice (N)	NR	NR	L 39-51
12-10	Keesler Field (A)	NR	NR	W 95-42
12-11	Florida (A)	NR	NR	W 52-50
12-13	Spring Hill (A)	NR	NR	W 49-48
12-17	Texas A&M (H)	NR	NR	W 58-55
12-21	Louisville (A)	NR	NR	L 44-79
1-3	Loyola (NO) (A)	NR	NR	W 56-52
1-8	Georgia Tech (H)	NR	NR	W 65-59
1-10	Miss. State (H)	NR	NR	W 64-40
1-14	Tulane (A)	NR	#8	L 51-71
1-20	Alabama (H)	NR	NR	W 51-44
1-29	Miss. State (A)	NR	NR	L 42-48
1-31	Ole Miss (A)	NR	NR	W 58-48
2-5	Alabama (A)	NR	NR	L 45-56
2-7	Georgia Tech (A)	NR	NR	W 72-63
2-12	Ole Miss (H)	NR	NR	W 49-38
2-14	Loyola (NO) (H)	NR	NR	W 63-41
2-19	Vanderbilt (A)	NR	NR	L 51-61
2-21	Tennessee (A)	NR	NR	L 72-81
2-25	Tulane (H)	NR	#6	L 45-72
<b>SEC Tournament - Louisville, Ky.</b>				
3-4	Georgia Tech (N)	NR	NR	W 55-53
3-4	Vanderbilt (N)	NR	NR	W 60-56
3-5	Tulane (N)	NR	#7	L 63-72

**1949-50 RECORD: 13-12, 5-8**

Coach: Harry Rabenhorst

Date	Opponent	LSU Rank	Opp Rank	Results
11-25	Keesler Field (H)	NR	NR	W 62-46
11-29	Pensacola Navy (H)	NR	NR	W 69-48
12-3	St. Joseph's (Pa.) (A)	NR	NR	L 59-61
<b>At Madison Square Garden</b>				
12-6	St. John's (A-MSG)	NR	NR	L 49-80
12-9	Arkansas (H)	NR	NR	W 62-46
12-10	Rice (N-Lake Charles)	NR	NR	W 49-44
12-17	Florida (H)	NR	NR	W 73-49
12-19	Ole Miss (H)	NR	NR	W 74-61
12-22	Louisville (A)	NR	NR	L 65-75
1-4	Loyola (NO) (H)	NR	NR	W 62-56
1-6	Georgia Tech (H)	NR	NR	W 63-52
1-9	Loyola (NO) (A)	NR	NR	W 51-47
1-13	Tulane (H)	NR	NR	L 70-75
1-20	Alabama (H)	NR	NR	L 52-60
1-28	Ole Miss (A)	NR	NR	L 65-75
1-30	Miss. State (A)	NR	NR	L 41-48
2-4	Auburn (A)	NR	NR	L 66-70
2-6	Georgia Tech (A)	NR	NR	L 58-85
2-13	Auburn (H)	NR	NR	W 76-61
2-17	Miss. State (H)	NR	NR	W 68-58
2-24	Tulane (A)	NR	NR	L 71-77
	Tennessee (H)	NR	NR	L 65-67
<b>SEC Tournament - Louisville, Ky.</b>				
3-2	Florida (N)	NR	NR	W 66-57
3-3	Auburn (N)	NR	NR	W 73-45
3-4	Tennessee (N) (ot)	NR	NR	L 79-81

**1950-51 RECORD: 10-14, 7-8**

Coach: Harry Rabenhorst

Date	Opponent	LSU Rank	Opp Rank	Results
12-6	Keesler Field (H)	NR	NR	W 72-41
12-9	Florida (A)	NR	NR	W 77-59
12-11	Miami (Fla.) (A)	NR	NR	L 62-68
12-15	Miss. State (A)	NR	NR	L 69-94
12-16	Ole Miss (A)	NR	NR	L 67-72
<b>San Antonio Invitational</b>				
12-22	Texas (N-SAI)	NR	NR	L 55-68
12-23	Alabama (N-SAI)	NR	NR	W 64-58
12-26	Santa Clara (A)	NR	NR	W 59-52
12-28	S. California (A)	NR	NR	L 76-78
12-30	UCLA (A)	NR	NR	L 66-95
1-5	Georgia Tech (H)	NR	NR	W 68-49
1-6	Miss. State (H)	NR	NR	W 76-61
1-15	Tennessee (H)	NR	NR	W 68-61
1-20	Vanderbilt (H)	NR	NR	L 61-69
1-31	Kentucky (H)	NR	#1	L 59-81
2-3	Alabama (A)	NR	NR	L 69-94
2-5	Auburn (A)	NR	NR	W 75-74
2-6	Georgia (A)	NR	NR	L 65-68
2-10	Tulane (A)	NR	NR	L 54-69
2-15	Arkansas (A-Little Rock)	NR	NR	L 50-64
2-17	Ole Miss (H)	NR	NR	L 48-69
2-23	Tulane (H)	NR	NR	W 51-46
<b>SEC Tournament - Louisville, Ky.</b>				
3-2	Ole Miss (N)	NR	NR	W 62-57
3-3	Vanderbilt (N)	NR	NR	L 63-75

**1951-52 RECORD: 17-7, 9-6**

Coach: Harry Rabenhorst

Date	Opponent	LSU Rank	Opp Rank	Results
11-27	Keesler Field (H)	NR	NR	W 78-50
12-3	Rice (A)	NR	NR	W 68-60
12-5	Birmingham So. (H)	NR	NR	W 77-40
12-8	Alabama (H)	NR	NR	W 68-61
12-12	Miss. State (A)	NR	NR	L 54-59
12-13	Ole Miss (A)	NR	NR	W 81-69
12-17	Texas (H)	NR	NR	W 59-55
1-2	Loyola (NO) (H)	NR	NR	W 77-60
1-5	Kentucky (A)	NR	#4	L 47-57
1-7	Vanderbilt (A)	NR	NR	L 47-58
1-14	Miss. State (H)	NR	NR	W 103-78
1-18	Georgia (H)	NR	NR	W 98-60
1-26	Tulane (A)	NR	NR	L 67-71
1-30	Ole Miss (A)	NR	NR	L 65-68

2-2	Tennessee (A)	NR	NR	L 68-82
2-4	Georgia Tech (A)	NR	NR	W 73-51
2-9	Tulane (H)	NR	NR	W 78-66
2-16	Auburn (H)	NR	NR	W 70-64
2-18	Ole Miss (H)	NR	NR	W 78-67
2-23	Florida (H)	NR	NR	W 65-57
<b>SEC Tournament - Louisville, Ky.</b>				
2-28	Miss. State (N)	NR	NR	W 77-44
	Ole Miss (N)	NR	NR	W 75-60
	Florida (N)	NR	NR	W 77-69
	Kentucky (A)	NR	#1	L 43-44

**SEC Champions**

**NCAA Final Four**

**1952-53 RECORD: 22-3, 13-0**

Coach: Harry Rabenhorst

Date	Opponent	LSU Rank	Opp Rank	Results
12-5	Birmingham So. (H)	NR	NR	W 98-38
12-6	Pensacola Navy (H)*	NR	NR	W 107-59
12-8	SW College (Tenn.) (H)	NR	NR	W 124-33
	Miami (Fla.) (H)	NR	NR	W 86-58
12-17	Alabama (A)	#10	NR	W 58-45
12-22	Tulsa (A)	#10	#15	L 58-84
<b>Sugar Bowl Classic - New Orleans</b>				
12-29	Villanova (N-SBC)	#8	NR	W 100-94
12-30	Saint Louis (N-SBC)	#17	NR	W 70-67
1-5	Vanderbilt (H)	#17	NR	W 74-61
1-10	Miss. State (A)	#11	NR	W 75-55
1-12	Ole Miss (A)	#11	NR	W 67-66
1-16	Loyola (NO) (A)	#14	NR	W 58-52
1-19	Georgia (A)	#14	NR	W 55-50
1-26	Tulsa (H)	#14	#11	W 55-51
1-31	Tennessee (H)	#11	NR	W 95-59
2-7	Tulane (H)	#10	NR	W 48-31
2-10	Florida (A)	#8	NR	W 68-56
2-14	Auburn (A)	#8	NR	W 65-57
2-16	Pensacola Navy (A)*	#6	NR	W 71-60
2-21	Georgia Tech (H)	#6	NR	W 76-52
2-23	Ole Miss (H)	#6	NR	W 63-48
2-27	Miss. State (H)	#6	NR	W 82-47
3-6	Tulane (A)	#5	NR	W 53-52
<b>NCAA Tournament - Raleigh, N. C.</b>				
3-13	Lebanon Valley (N)	#7	NR	W 89-76
3-14	Holy Cross (N)	#7	NR	W 81-73
<b>NCAA Final Four - Kansas City</b>				
3-17	Indiana (N)	#7	#1	L 67-80
3-18	Washington (N)	#7	#4	L 69-88

**SEC Champions**

**1953-54 RECORD: 20-5, 14-0**

Coach: Harry Rabenhorst

Date	Opponent	LSU Rank	Opp Rank	Results
12-5	Pensacola Navy (H)*	NR	NR	W 109-68
12-7	La. College (H)	NR	NR	W 128-74
12-12	Kansas (H)	#10	#5	W 68-63
12-15	Texas A&M (H)	#5	NR	W 77-56
12-19	Wisconsin (H)	#5	NR	L 66-82
12-21	Northwestern (H)	#5	NR	W 79-51
<b>Sugar Bowl Classic - New Orleans</b>				
12-28	Fordham (N-SBC)	#14	#7	W 65-49
12-29	Holy Cross (N-SBC)	#18	#12	L 56-66
1-5	Loyola (NO) (H)	NR	NR	W 69-65
1-8	Georgia (H)	NR	NR	W 97-62
1-9	Georgia (H)	NR	NR	W 100-53
1-11	Florida (H)	NR	NR	W 91-59
1-16	Tennessee (A)	#16	NR	W 75-62
1-30	Miss. State (H)	#14	NR	W 65-54
2-1	Ole Miss (H)	#14	NR	W 53-52
2-6	Tulane (H)	#17	NR	W 66-47
2-13	Georgia Tech (A)	#17	NR	W 89-54
2-15	Vanderbilt (A)	#17	NR	W 82-69
2-20	Auburn (H)	#13	NR	W 77-59
2-22	Alabama (H)	#13	NR	W 79-61
2-27	Miss. State (A)	#12	NR	W 61-57
3-1	Ole Miss (A)	#12	NR	W 76-53
3-6	Tulane (A)	#7	NR	W 63-52
<b>SEC Playoff - Nashville, Tenn.</b>				
3-9	Kentucky (N)	#8	#1	L 56-63
<b>NCAA Tournament - Iowa City, Iowa</b>				
3-12	Penn State (N)	#8	NR	L 70-78
3-13	Indiana (N)	#8	#2	L 62-73

# Year-by-Year Results

- INTRO
- THIS IS LSU
- TIGERS
- COACHES
- REVIEW
- PREVIEW
- RECORDS
- HISTORY
- LSU
- MEDIA

2-19	Auburn (A)	NR	NR	L 71-75
2-21	Alabama (A)	NR	NR	L 51-71
2-26	Miss. State (H)	NR	NR	L 80-84
2-28	Ole Miss (H)	NR	NR	W 68-65
3-4	Tulane (A)	NR	NR	L 53-82

## 1955-56 RECORD: 7-17, 5-9

**Coach: Harry Rabenhorst**

Date	Opponent	LSU Rank	Opp Rank	Results
12-1	La. College (H)	NR	NR	L 79-84
12-3	Kentucky (H)	NR	NR	L 52-62
12-5	SW College (Tenn.) (H)	NR	NR	W 72-59
12-10	Texas A&M (A)	NR	NR	L 59-73
12-12	Rice (A)	NR	NR	L 60-85
12-17	Loyola (NO) (H)	NR	NR	L 65-71

**Gator Bowl Tournament - Jacksonville, Fla.**

12-28	Clemson (N-GBT)	NR	NR	L 95-100
12-29	Georgia (N-GBT)	NR	NR	W 91-86
1-3	North Carolina (A)	NR	#5	L 69-95
1-5	Saint Louis (H)	NR	NR	L 79-110
1-7	Georgia (H)	NR	NR	W 96-77
1-7	Florida (H)	NR	NR	W 91-90
1-14	Kentucky (A)	NR	#5	L 65-107
1-16	Tennessee (A)	NR	NR	L 82-91
1-30	Tulane (H)	NR	NR	W 87-66
2-4	Miss. State (H)	NR	NR	L 78-87
2-6	Ole Miss (H)	NR	NR	W 100-76
2-11	Vanderbilt (A)	NR	#4	L 68-107
2-13	Georgia Tech (A)	NR	NR	L 74-97
2-13	Auburn (H)	NR	NR	L 71-80
2-13	Alabama (H)	NR	#7	L 59-77
2-25	Miss. State (A)	NR	NR	W 79-71
2-27	Ole Miss (A)	NR	NR	L 70-81
3-2	Tulane (A)	NR	NR	L 68-81

## 1956-57 RECORD: 6-19, 1-13

**Coach: Harry Rabenhorst**

Date	Opponent	LSU Rank	Opp Rank	Results
12-3	La. College (H)	NR	NR	W 89-81
12-6	Birmingham So. (H)	NR	NR	W 60-59
12-8	Loyola (NO) (H) (ot)	NR	NR	L 73-77
12-10	Rice (H)	NR	NR	L 72-87
12-13	SW College (Tenn.) (A)	NR	NR	W 91-77
12-15	Saint Louis (A)	NR	NR	L 52-86
12-19	Baylor (H)	NR	NR	W 84-76
12-22	Loyola (NO) (A)	NR	NR	L 68-75

**La. Invitational - Shreveport**

12-27	VMI (N-LI)	NR	NR	W 88-67
12-28	Centenary (A-LI)	NR	NR	L 75-83
12-29	NW Louisiana (N-LI)	NR	NR	L 75-103
1-6	Georgia (A)	NR	NR	L 70-78
1-8	Florida (A)	NR	NR	L 50-74
1-12	Kentucky (H)	NR	#3	L 46-51
1-14	Tennessee (H)	NR	#16	W 62-61
1-18	Tulane (H) (ot)	NR	NR	L 64-66
2-1	Miss. State (A)	NR	NR	L 72-81
2-2	Ole Miss (A)	NR	NR	L 73-79
2-9	Vanderbilt (H)	NR	#18	L 66-78
2-11	Georgia Tech (H)	NR	NR	L 60-87
2-16	Auburn (H)	NR	NR	L 62-99
2-18	Alabama (A)	NR	NR	L 70-82
2-22	Miss. State (H)	NR	#19	L 76-94
2-23	Ole Miss (H)	NR	NR	L 76-83
3-1	Tulane (A)	NR	NR	L 51-59

**COACH JAY MCCREARY**  
**8 SEASONS • 1957-65**  
**82-115 (.416)**

## 1957-58 RECORD: 7-18, 3-11

**Coach: Jay McCreary**

Date	Opponent	LSU Rank	Opp Rank	Results
12-3	St. Mary's (Texas) (H)	NR	NR	W 68-61
12-6	La. College (H)	NR	NR	W 66-62
12-8	Rice (A)	NR	#16	L 56-81
12-16	Miami (Fla.) (H)	NR	NR	L 65-73
12-16	Texas Tech (H)	NR	NR	L 72-79
12-16	Florida St. (H)	NR	NR	W 67-65

**Carousel Invitational - Charlotte, N. C.**

12-19	Lafayette (N-CI)	NR	NR	W 80-72
12-20	Alabama (N-CI)	NR	NR	L 50-80
12-21	Tennessee (N-CI)	NR	NR	L 62-63
12-23	Loyola (NO) (A)	NR	NR	L 62-94
12-23	Georgia (H)	NR	NR	L 56-59
12-23	Florida (H)	NR	NR	L 57-81
12-23	Kentucky (A)	NR	#9	L 52-97
12-23	Tennessee (A)	NR	#13	L 53-75
1-7	Tulane (A)	NR	NR	W 69-63
1-7	Loyola (NO) (H)	NR	NR	L 70-82
1-7	Miss. State (H)	NR	#14	L 54-71
1-7	Ole Miss (H)	NR	NR	L 63-76
1-7	Vanderbilt (A)	NR	NR	L 60-78
1-7	Georgia Tech (A)	NR	NR	L 61-88
2-28	Tulane (A)	NR	NR	W 67-63
2-28	Auburn (H)	NR	#16	L 58-76
2-28	Alabama (H)	NR	NR	W 58-49
2-28	Miss. State (A)	NR	#15	L 72-95
2-28	Ole Miss (A)	NR	NR	L 78-85

## 1958-59 RECORD: 10-15, 2-12

**Coach: Jay McCreary**

Date	Opponent	LSU Rank	Opp Rank	Results
12-4	Birmingham So. (H)	NR	NR	W 79-72
12-9	Arkansas (N-S'port)	NR	NR	W 67-58
12-11	La. College (H)	NR	NR	W 59-53
12-13	Rice (H)	NR	NR	L 56-64
12-15	Texas (H)	NR	NR	W 52-47
12-17	Loyola (NO) (H)	NR	NR	W 78-68
12-19	Texas Tech (A)	NR	NR	L 60-73
12-27	Florida St. (A)	NR	NR	L 67-82

**Gator Bowl Tournament - Jacksonville, Fla.**

12-29	Georgia (N-GBT)	NR	NR	W 63-60
12-30	Ole Miss (N-GBT)	NR	NR	W 69-55
1-3	Georgia (A)	NR	NR	W 79-66
1-5	Florida (A)	NR	NR	L 63-69
1-10	Kentucky (H)	NR	#1	L 61-76
1-12	Tennessee (H)	NR	#7	L 58-65
1-16	Tulane (H)	NR	NR	L 59-69
1-27	Loyola (NO) (A)	NR	NR	W 70-68
1-31	Miss. State (A)	NR	#11	L 71-78
2-2	Ole Miss (A)	NR	NR	L 69-80
2-7	Vanderbilt (H)	NR	NR	L 57-72
2-9	Georgia Tech (H)	NR	NR	L 63-64
2-14	Auburn (A)	NR	#4	L 67-115
2-16	Alabama (A)	NR	NR	L 84-89
2-21	Miss. State (H)	NR	#5	L 67-75
2-23	Ole Miss (H)	NR	NR	W 99-93
2-27	Tulane (A)	NR	NR	L 65-77

## 1959-60 RECORD: 5-18, 3-11

**Coach: Jay McCreary**

Date	Opponent	LSU Rank	Opp Rank	Results
12-1	Florida State (H)	NR	NR	W 89-78
12-4	La. College (H)	NR	NR	W 73-68
12-10	Loyola (NO) (H) (ot)	NR	NR	L 65-66
12-12	Rice (A)	NR	NR	L 57-71
12-14	Texas (A)	NR	NR	L 67-84
12-18	Texas Tech (H)	NR	NR	L 65-72

**Gator Bowl Tournament - Jacksonville, Fla.**

12-29	Georgia (N-GBT)	NR	NR	L 67-79
12-30	Jacksonville (A-GBT)	NR	NR	L 63-72
1-2	Florida (H)	NR	NR	L 63-73
1-4	Georgia (H)	NR	NR	W 81-77
1-9	Kentucky (A)	NR	NR	L 45-77
1-11	Tennessee (A)	NR	NR	L 79-103
1-27	Loyola (NO) (A)	NR	NR	L 64-74
1-30	Miss. State (H)	NR	NR	L 60-71
2-1	Ole Miss (H)	NR	NR	L 61-76
2-6	Vanderbilt (A)	NR	NR	L 68-80
2-8	Georgia Tech (A)	NR	#6	L 56-76
2-13	Auburn (H)	NR	#17	L 61-63
2-15	Alabama (H)	NR	NR	W 66-53
2-20	Miss. State (A)	NR	NR	W 69-64
2-22	Ole Miss (A)	NR	NR	L 70-90
2-25	Tulane (H)	NR	NR	L 58-72
3-2	Tulane (A)	NR	NR	L 54-64

## 1960-61 RECORD: 11-14, 6-8

**Coach: Jay McCreary**

Date	Opponent	LSU Rank	Opp Rank	Results
12-1	Loyola (NO) (H)	NR	NR	W 73-59
12-1	Duke (A) (ot)	NR	#8	L 74-80
12-1	North Carolina (A)	NR	#5	L 61-77
12-1	Rice (A)	NR	NR	L 50-67
12-1	Texas (A)	NR	NR	W 62-59
12-1	Texas Tech (A) (ot)	NR	NR	W 73-69
12-1	TCU (A)	NR	NR	W 68-62
12-1	Louisville (H)	NR	#5	L 53-72

**Poinsettia Classic - Greenville, S.C.**

12-1	Furman (A-PC) (3 ot)	NR	NR	L 55-56
12-1	BYU (N-PC)	NR	NR	L 57-67
12-1	Florida (A)	NR	NR	L 75-79
12-1	Georgia (A)	NR	NR	L 66-80
12-1	Kentucky (H)	NR	NR	W 73-59
12-1	Tennessee (H)	NR	NR	W 72-60
12-1	Loyola (NO) (A)	NR	NR	W 51-49
1-28	Tulane (H)	NR	NR	W 86-66
1-28	Miss. State (A)	NR	NR	L 61-77
1-28	Ole Miss (A)	NR	NR	W 75-69
1-28	Georgia Tech (H)	NR	NR	W 63-50
1-28	Vanderbilt (H)	NR	NR	W 65-61
2-18	Auburn (A)	NR	NR	L 65-69
2-20	Alabama (A)	NR	NR	L 60-68
2-25	Miss. State (H)	NR	NR	L 54-56
2-27	Ole Miss (H)	NR	NR	L 46-48
3-2	Tulane (A)	NR	NR	L 65-68

## 1961-62 RECORD: 13-11, 7-7

**Coach: Jay McCreary**

Date	Opponent	LSU Rank	Opp Rank	Results
11-26	Loyola (NO) (H)	NR	NR	W 57-48
12-2	TCU (H)	NR	NR	W 83-58
12-9	Rice (A)	NR	NR	L 67-79
12-11	Texas (A)	NR	NR	W 77-75

**Birmingham (Ala.) Classic**

12-15	Auburn (N-BC)	NR	NR	L 50-67
12-16	Alabama (N-BC)	NR	NR	W 72-63
12-21	Arkansas (N-S'port)	NR	NR	L 81-84

**Sugar Bowl Classic - New Orleans**

12-29	Louisville (N-SBC)	NR	NR	W 84-70
12-30	Miss. State (N-SBC)	NR	NR	L 51-73
1-6	Florida (H)	NR	NR	W 74-57
1-8	Georgia (H)	NR	NR	W 76-57
1-12	Kentucky (A)	NR	#3	L 63-84
1-13	Tennessee (A)	NR	NR	W 73-61
1-16	Peru Olympic (H)*	NR	NR	W 81-49
2-1	Loyola (NO) (A)	NR	NR	W 77-61

2-3	Miss. State (H)	NR	#10	L 66-87
2-5	Ole Miss (H)	NR	NR	W 70-59
2-10	Georgia Tech (A)	NR	NR	W 52-51
2-12	Vanderbilt (A)	NR	NR	L 67-70
2-17	Auburn (H)	NR	NR	L 50-55
2-19	Alabama (H)	NR	NR	W 69-60
2-22	Tulane (H)	NR	NR	W 70-53
2-24	Miss. State (A)	NR	#5	L 48-58
2-26	Ole Miss (A)	NR	NR	L 68-74
3-9	Tulane (A)	NR	NR	L 69-84

## 1962-63 RECORD: 12-12, 5-9

**Coach: Jay McCreary**

Date	Opponent	LSU Rank	Opp Rank	Results
12-3	Loyola (NO) (H)	NR	NR	W 79-66
12-8	Rice (H)	NR	NR	W 90-82
12-10	Texas (H)	NR	NR	W 75-66
12-13	SMU (A)	NR	NR	L 68-83
12-19	Arkansas (A-Little Rock)	NR	NR	W 72-70
12-21	Texas A&M (A)	NR	NR	L 61-67
12-22	Houston (A)	NR	NR	W 74-73

**Hurricane Classic - Miami, Fla.**

12-27	Pittsburgh (N-HC)	NR	NR	L 73-96
12-28	Cornell (N-HC)	NR	NR	W 55-48
1-5	Florida (A)	NR	NR	W 72-63
1-7	Georgia (A) (ot)	NR	NR	L 67-76
1-11	Kentucky (H)	NR	NR	L 56-63
1-12	Tennessee (H) (ot)	NR	NR	W 61-60
1-30	Loyola (NO) (A)	NR	NR	W 72-69
2-2	Miss. State (A)	NR	NR	L 66-73
2-4	Ole Miss (A)	NR	NR	L 48-60
2-8	Vanderbilt (H)	NR	NR	W 63-56
2-9	Georgia Tech (H)	NR	#6	W 56-54
2-12	Tulane (H)	NR	NR	L 57-59
2-16	Auburn (A)	NR	NR	L 57-82
2-18	Alabama (A)	NR	NR	L 71-75
2-23	Miss. State (H)	NR	#8	L 64-99
2-25	Ole Miss (H)	NR	NR	W 80-61
3-1	Tulane (A)	NR	NR	L 65-77

## 1963-64 RECORD: 12-13, 8-6

**Coach: Jay McCreary**

Date	Opponent	LSU Rank	Opp Rank	Results
12-2	Loyola (NO) (H)	NR	NR	W 80-67
12-5	SMU (H)	NR	NR	W 66-62
12-7	Rice (A)	NR	NR	L 72-87
12-9	Texas (A)	NR	NR	L 65-70
12-14	North Carolina (H)	NR	NR	L 71-76

**VPI Tournament - Blacksburg, Va.**

12-20	Va. Tech (A-VPIT)	NR	NR	L 64-72
12-21	Maryland (N-VPIT)	NR	NR	L 65-75

**Far West Classic - Portland, Ore.**

12-26	Oregon St. (A-FWC)	NR	#9	L 57-
-------	--------------------	----	----	-------

**COACH FRANK TRUITT**  
**1 SEASON • 1965-66**  
**6-20 (.231)**

**1965-66 RECORD: 6-20, 2-14**

Date	Opponent	LSU Rank	Opp Rank	Results
12-1	Loyola (NO) (H)	NR	NR	L, 61-72
12-6	Texas (A)	NR	NR	W, 76-66
12-9	Loyola (NO) (A)	NR	NR	W, 88-84
12-10	SMU (H)	NR	NR	W, 91-88
12-15	Houston (A)	NR	NR	L, 87-110
12-16	Rice (A)	NR	NR	W, 85-80
12-23	Stanford (A)	NR	NR	L, 69-91
<b>Los Angeles Classic</b>				
12-27	UCLA (A-LAC)	NR	NR	L, 89-95
12-29	St. John's (N-LAC)	NR	NR	L, 62-102
12-30	Northwestern (N-LAC)	NR	NR	L, 86-92
1-1	Georgia (A)	NR	NR	L, 52-82
1-3	Ole Miss (A)	NR	NR	L, 80-81
1-8	Auburn (H)	NR	NR	L, 66-74
1-10	Miss. State (H)	NR	NR	L, 71-74
1-24	Kentucky (A)	NR	#2	L, 85-111
1-29	Vanderbilt (A)	NR	#4	L, 66-98
1-31	Tennessee (A)	NR	NR	L, 59-87
2-2	Tulane (H)	NR	NR	L, 69-82
2-5	Miss. State (A)	NR	NR	L, 61-66
2-7	Alabama (A)	NR	NR	L, 62-66
2-12	Ole Miss (H)	NR	NR	W, 92-68
2-14	Tennessee (H)	NR	NR	L, 64-74
2-19	Alabama (H)	NR	NR	L, 73-81
2-26	Vanderbilt (H)	NR	#5	L, 84-102
2-28	Florida (H)	NR	NR	W, 86-73
3-5	Tulane (A)	NR	NR	L, 78-86

**COACH PRESS MARAVICH**  
**6 SEASONS • 1966-72**  
**76-82 (.469)**

**1966-67 RECORD: 3-23, 1-17**

Date	Opponent	LSU Rank	Opp Rank	Results
12-1	SE Louisiana (H)	NR	NR	L, 88-89
12-3	Tampa (A)	NR	NR	W, 74-72
12-6	Texas (H)	NR	NR	L, 78-114
12-9	Loyola (NO) (A) (2 ot)	NR	NR	L, 86-87
12-14	Tulane (H)	NR	NR	W, 93-83
12-17	Miss. State (A)	NR	NR	L, 84-98
12-19	Ole Miss (A)	NR	NR	L, 67-74
<b>Poinsettia Classic - Greenville, S.C.</b>				
12-29	Clemson (N-PC)	NR	NR	L, 82-92
12-30	Rice (N-PC)	NR	NR	L, 69-88
1-3	Auburn (A)	NR	NR	L, 59-70
1-7	Florida (H)	NR	NR	L, 70-87
1-9	Georgia (H)	NR	NR	W, 87-85
1-12	Tulane (A)	NR	NR	L, 89-99
1-14	Alabama (A) (ot)	NR	NR	L, 74-76
1-28	Kentucky (A)	NR	NR	L, 72-102
1-30	Vanderbilt (A)	NR	#9	L, 77-79
2-4	Kentucky (A)	NR	NR	L, 84-105
2-6	Tennessee (H)	NR	NR	L, 59-76
2-8	Auburn (H)	NR	NR	L, 63-80
2-11	Florida (A)	NR	NR	L, 71-95
2-13	Georgia (A)	NR	NR	L, 65-78
2-18	Alabama (H)	NR	NR	L, 77-86
2-20	Miss. State (H)	NR	NR	L, 64-66
2-25	Ole Miss (H)	NR	NR	L, 77-89
3-4	Tennessee (A)	NR	NR	L, 60-87
3-6	Vanderbilt (A)	NR	#8	L, 66-75

**1967-68 RECORD: 14-12, 8-10**

Date	Opponent	LSU Rank	Opp Rank	Results
12-2	Tampa (H)	NR	NR	W, 97-81
12-4	Texas (A)	NR	NR	W, 87-74
12-9	Loyola (NO) (H)	NR	NR	W, 90-56
<b>Milwaukee Classic</b>				
12-15	Wisconsin (A-MC)	NR	NR	L, 94-96
12-16	Florida State (N-MC)	NR	NR	L, 100-130
12-19	Ole Miss (H)	NR	NR	W, 81-68
12-22	Miss. State (H)	NR	NR	W, 111-87
12-30	Alabama (H)	NR	NR	W, 81-70
1-3	Auburn (H)	NR	NR	W, 76-72
1-6	Florida (A)	NR	NR	L, 90-97
1-8	Georgia (A)	NR	NR	W, 79-76
1-11	Tulane (A)	NR	NR	W, 100-91
1-24	Clemson (H)	NR	NR	W, 104-81
1-27	Kentucky (H)	NR	#9	L, 95-121
1-29	Vanderbilt (H)	NR	#7	L, 91-99
2-3	Kentucky (A)	NR	#10	L, 96-109
2-5	Tennessee (H)	NR	#6	L, 67-87
2-7	Auburn (A)	NR	NR	L, 69-74
2-10	Florida (H) (ot)	NR	NR	W, 93-92
2-12	Georgia (H)	NR	NR	L, 73-78
2-17	Alabama (A)	NR	NR	W, 99-89
2-19	Miss. State (A)	NR	NR	W, 94-83
2-21	Tulane (H)	NR	NR	W, 99-92
2-24	Ole Miss (A)	NR	NR	L, 85-87
3-2	Tennessee (A)	NR	NR	L, 71-74
3-4	Vanderbilt (A)	NR	NR	L, 86-115

**1968-69 RECORD: 13-13, 7-11**

Date	Opponent	LSU Rank	Opp Rank	Results
12-2	Loyola (NO) (A)	NR	NR	W, 109-82
12-7	Clemson (A)	NR	NR	W, 86-85
12-14	Tulane (H) (2 ot)	NR	NR	L, 99-101
12-18	Florida (H) (ot)	NR	NR	W, 83-89
12-21	Georgia (H)	NR	NR	W, 98-89
<b>All-College Tournament - Oklahoma City</b>				
12-26	Wyoming (N-ACT)	NR	NR	W, 84-78
12-28	Oklahoma City (A-ACT)	NR	NR	W, 101-85
12-30	Duquesne (N-ACT)	NR	NR	W, 94-91
1-4	Alabama (A)	NR	NR	L, 82-85
1-9	Vanderbilt (A)	NR	NR	L, 92-94
1-11	Auburn (A)	NR	NR	L, 71-90
1-25	Kentucky (H)	NR	#5	L, 96-108
1-27	Tennessee (H)	NR	NR	L, 68-81
1-31	Pittsburgh (H)	NR	NR	W, 120-79
2-1	Ole Miss (H) (ot)	NR	NR	L, 81-84
2-3	Miss. State (H)	NR	NR	W, 95-71
2-8	Alabama (H)	NR	NR	W, 81-75
2-10	Tulane (A)	NR	NR	L, 94-110
2-12	Florida (A)	NR	NR	L, 79-95
2-15	Auburn (H)	NR	NR	W, 93-81
2-17	Vanderbilt (H)	NR	NR	L, 83-85
2-22	Kentucky (A)	NR	#6	L, 89-103
2-24	Tennessee (A)	NR	#17	L, 63-87
3-1	Ole Miss (A)	NR	NR	L, 76-78
3-3	Miss. State (A)	NR	NR	W, 99-89
3-8	Georgia (A) (2 ot)	NR	NR	W, 90-80

**NIT Final Four**

**1969-70 RECORD: 22-10, 13-5**

Date	Opponent	LSU Rank	Opp Rank	Results
12-1	Athletes in Action (H)*			W, 71-68
12-4	Oregon State (H)	NR	NR	W, 94-72
12-9	Loyola (NO) (H)	NR	NR	W, 100-87
12-11	Vanderbilt (H)	NR	NR	W, 109-86
12-13	Tulane (A)	NR	NR	W, 97-91
12-18	S. California (H)	#15	#13	L, 98-101
12-20	Clemson (A)	#15	NR	W, 111-103
12-22	Oregon State (A)	#15	NR	W, 76-68
12-23	UCLA (A)	NR	#2	L, 84-133
<b>Rainbow Classic - Honolulu, Hawaii</b>				
12-27	SUB PAC (A-RC)*			W, 88-80
12-29	St. John's (N-RC)	NR	NR	W, 80-70
12-30	Yale (N-RC)	NR	NR	L, 94-97
1-3	Alabama (H)	NR	NR	W, 90-83
1-10	Auburn (H)	NR	NR	L, 70-79
1-24	Kentucky (A)	NR	#2	L, 96-109
1-26	Tennessee (H)	NR	NR	W, 71-59
1-31	Ole Miss (H)	NR	NR	W, 109-86
2-2	Miss. State (H)	NR	NR	W, 109-91
2-4	Florida (A)	NR	NR	W, 97-75
2-7	Alabama (A)	NR	NR	L, 104-106
2-9	Tulane (H)	NR	NR	W, 127-114
2-11	Florida (H)	NR	NR	W, 94-85
2-14	Vanderbilt (A)	NR	NR	W, 99-89
2-16	Auburn (A)	NR	NR	W, 70-64
2-18	Georgia (H)	NR	NR	W, 88-86
2-21	Kentucky (H)	NR	#2	L, 105-121
2-23	Tennessee (A)	NR	NR	L, 87-88
2-28	Ole Miss (A)	NR	NR	W, 103-90
3-2	Miss. State (A)	NR	NR	W, 97-87
3-7	Georgia (A)	NR	NR	W, 99-88
<b>NIT - New York City</b>				
3-15	Georgetown (N)	NR	NR	W, 83-82
3-17	Oklahoma (N)	NR	NR	W, 97-94
3-19	Marquette (N)	NR	#8	L, 79-101
3-21	Army (N)	NR	NR	L, 68-75

**1970-71 RECORD: 14-12, 10-8**

Date	Opponent	LSU Rank	Opp Rank	Results
12-1	Loyola (A)	NR	NR	W, 109-103
12-16	Tulane (H)	NR	NR	W, 94-79
12-18	Florida (H)	NR	NR	W, 87-77
12-21	Georgia (H)	NR	NR	W, 97-76
<b>All-College Tournament - Oklahoma City</b>				
12-26	DePaul (N-ACT)	NR	NR	W, 91-72
12-28	Montana St. (N-ACT)	NR	NR	W, 89-77
12-30	Utah State (N-ACT)	NR	#19	L, 81-97
1-2	S. California (A) (ot)	NR	#4	L, 76-80
1-4	Alabama (A)	NR	NR	L, 87-101
1-7	Baylor (H)	NR	NR	L, 83-90
1-9	Auburn (A)	NR	NR	W, 106-92
1-23	Kentucky (H)	NR	#12	L, 79-82
1-25	Tennessee (H)	NR	#8	W, 80-70
1-30	Ole Miss (H)	NR	NR	L, 90-113
2-1	Miss. State (H)	NR	NR	W, 90-71
2-3	Tulane (A)	NR	NR	L, 86-93
2-6	Alabama (H)	NR	NR	W, 107-78
2-10	Florida (A)	NR	NR	W, 86-74
2-13	Vanderbilt (H)	NR	NR	L, 75-81
2-15	Auburn (H)	NR	NR	W, 114-94
2-20	Kentucky (A)	NR	#12	L, 73-110
2-22	Tennessee (A)	NR	NR	L, 67-88
2-27	Ole Miss (A)	NR	NR	L, 54-62
3-1	Miss. State (A)	NR	NR	L, 70-78
3-4	Vanderbilt (A)	NR	NR	W, 87-85
3-6	Georgia (A)	NR	NR	W, 69-66

**1971-72 RECORD: 10-16, 6-12**

Date	Opponent	LSU Rank	Opp Rank	Results
12-6	Baylor (A)	NR	NR	L, 77-81
12-20	Georgia (A)	NR	NR	L, 95-115
12-22	Florida (A)	NR	NR	L, 81-92
<b>Astro-Bluebonnet - Houston, Texas</b>				
12-27	Houston (A-ABC)	NR	NR	L, 66-100
12-28	Texas A&M (N-ABC)	NR	NR	L, 68-73
1-3	Vanderbilt (H)	NR	NR	L, 73-80
1-6	Georgetown (H)	NR	NR	W, 90-71
1-8	Loyola (NO) (H)	NR	NR	W, 103-85
1-10	Alabama (H)	NR	NR	L, 80-101
1-12	Memphis State (A)	NR	NR	L, 65-82
1-15	Auburn (H)	NR	NR	L, 73-77
1-17	Tulane (H)	NR	NR	W, 76-58
1-22	Georgia (H)	NR	NR	W, 69-68
1-24	Florida (H)	NR	NR	W, 84-73
1-29	Kentucky (A)	NR	NR	L, 71-89
1-31	Tennessee (A)	NR	NR	W, 63-62
2-5	Ole Miss (H)	NR	NR	W, 67-66
2-7	Miss. State (H)	NR	NR	W, 62-60
2-9	Tulane (A)	NR	NR	W, 75-71
2-12	Alabama (A) (4 ot)	NR	NR	L, 99-103
2-14	Auburn (H)	NR	NR	L, 77-85
2-19	Vanderbilt (A)	NR	NR	L, 83-104
2-26	Kentucky (H)	NR	#18	W, 88-71
2-28	Tennessee (H)	NR	NR	L, 66-78
3-2	Miss. State (A)	NR	NR	L, 71-89
3-4	Ole Miss (A)	NR	NR	L, 78-101

**COACH DALE BROWN**  
**25 SEASONS • 1972-97**  
**448-301 (.598)**

**1972-73 RECORD: 14-10, 9-9**

Date	Opponent	LSU Rank	Opp Rank	Results
11-27	U of Americas (Mex)*			L, 83-87
11-28	U of Americas (Mex)*			W, 69-57
12-5	Memphis State (H)	NR	#11	W, 94-81
12-16	Georgia (H)	NR	NR	L, 62-86
12-22	Florida (H)	NR	NR	W, 67-54
<b>Big Blue Classic - Logan, Utah</b>				
12-29	Utah State (A-BBC)	NR	NR	L, 83-104
12-20	Weber State (N-BBC)	NR	NR	W, 82-80
1-2	Vanderbilt (H)	NR	#11	L, 66-71
1-6	Alabama (A)	NR	#14	L, 66-77
1-13	Auburn (A)	NR	NR	W, 79-60
1-20	Georgia (A)	NR	NR	W, 56-55
1-22	Florida (A)	NR	NR	L, 70-73
1-27	Kentucky (H)	NR	NR	L, 71-86
1-29	Tennessee (H)	NR	NR	L, 71-73
2-3	Ole Miss (A)	NR	NR	L, 59-84
2-5	Miss. State (A)	NR	NR	W, 84-78
2-8	Tulane (A)	NR	NR	W, 92-83
2-10	Alabama (H)	NR	#6	W, 72-70
2-12	Auburn (H)	NR	NR	W, 76-74
2-14	Tulane (H)	NR	NR	W, 73-63
2-17	Vanderbilt (A)	NR	#18	L, 72-82
2-19	S. Mississippi (H)	NR	NR	W, 107-79
2-24	Kentucky (A)	NR	NR	L, 76-94
2-26	Tennessee (A)	NR	NR	W, 78-74
3-1	Miss. State (H)	NR	NR	W, 94-82
3-3	Ole Miss (H)	NR	NR	W, 70-69

**1973-74 RECORD: 12-14, 6-12**

# Year-by-Year Results

INTRO

THIS IS LSU

TIGERS

COACHES

REVIEW

PREVIEW

RECORDS

HISTORY

LSU

MEDIA

## 1974-75 RECORD: 10-16, 6-12

Coach: Dale Brown

Date	Opponent	LSU Rank	Opp Rank	Results
11-16	Czechoslovakia (H)*			W, 88-78
11-29	S. California (A)	NR	#10	L, 87-100
11-30	Stanford (A)	NR	NR	L, 80-92
12-4	Tulane (H)	NR	NR	W, 80-78
12-18	Tulane (A)	NR	NR	W, 84-82
<b>Carolina Classic - Columbia, S.C.</b>				
12-20	Duke (N-CC)	NR	NR	W, 105-95
12-21	S. Carolina (A-CC)	NR	#14	L, 64-77
12-27	St. Peter's (H)	NR	NR	W, 113-101
12-28	Texas (H)	NR	NR	L, 63-78
1-4	Kentucky (A)	NR	#9	L, 80-115
1-6	Florida (H)	NR	NR	W, 92-91
1-11	Vanderbilt (A)	NR	NR	L, 82-91
1-16	Miss. State (H)	NR	NR	L, 84-93
1-18	Alabama (A)	NR	#7	L, 67-93
1-20	Georgia (A)	NR	NR	W, 90-89
1-25	Auburn (H)	NR	#20	L, 78-87
1-27	Tennessee (A)	NR	NR	L, 79-99
2-1	Ole Miss (H)	NR	NR	W, 94-86
2-3	Kentucky (H)	NR	#5	L, 76-77
2-8	Florida (A)	NR	NR	L, 76-92
2-10	Vanderbilt (H)	NR	NR	L, 74-83
2-15	Miss. State (A)	NR	NR	L, 71-79
2-17	Alabama (H)	NR	#7	L, 76-80
2-22	Georgia (H) (ot)	NR	NR	W, 96-90
2-24	Auburn (A)	NR	NR	L, 96-110
3-1	Tennessee (H)	NR	NR	W, 94-87
3-8	Ole Miss (A)	NR	NR	W, 91-86

## 1975-76 RECORD: 12-14, 5-13

Coach: Dale Brown

Date	Opponent	LSU Rank	Opp Rank	Results
11-18	Yugoslavia (H)*			W, 100-90
<b>La. Classic - Baton Rouge</b>				
11-28	CCNY (H-LC)	NR	NR	W, 109-73
11-29	California (H-LC)	NR	NR	W, 85-68
12-3	Tulane (A)	NR	NR	W, 79-65
12-6	Nevada-Reno (H)	NR	NR	W, 94-74
12-22	Farleigh-Dickinson (H)	NR	NR	W, 93-70
12-23	Cornell (H)	NR	NR	W, 87-71
12-27	Stanford (H)	NR	NR	W, 89-85
12-30	DePaul (H)	NR	NR	L, 67-70
1-3	Auburn (H)	NR	NR	L, 86-102
1-5	Florida (H)	NR	NR	W, 85-79
1-10	Ole Miss (H)	NR	NR	W, 100-75
1-17	Alabama (A)	NR	#11	L, 75-113
1-19	Miss. State (A)	NR	NR	L, 83-90
1-24	Georgia (H)	NR	NR	L, 79-83
1-26	Tennessee (H)	NR	#10	L, 92-105
1-31	Vanderbilt (A)	NR	NR	L, 90-103
2-2	Kentucky (A)	NR	NR	L, 71-85
2-7	Ole Miss (A)	NR	NR	W, 67-57
2-14	Alabama (H)	NR	#11	L, 74-78
2-16	Miss. State (H)	NR	NR	W, 80-69
2-21	Georgia (A)	NR	NR	L, 70-75
2-23	Tennessee (A)	NR	#9	L, 71-80
2-28	Vanderbilt (H)	NR	NR	W, 89-75
3-1	Kentucky (H)	NR	NR	L, 70-85
3-6	Auburn (A)	NR	NR	L, 80-90
3-8	Florida (A)	NR	NR	L, 81-94

## 1976-77 RECORD: 15-12, 8-10

Coach: Dale Brown

Date	Opponent	LSU Rank	Opp Rank	Results
11-19	Athletes in Action (H)*			L, 53-76
11-26	Tulane (H)	NR	NR	W, 94-85
12-4	S. California (H)	NR	NR	W, 87-76
12-6	Samford (H)	NR	NR	W, 100-89
12-8	Niagara (H)	NR	NR	W, 82-68
12-17	Oklahoma City (H)	NR	NR	W, 89-77
12-20	Pacific (A)	NR	NR	L, 76-89
12-22	California (A)	NR	NR	W, 69-67
12-27	Montana St. (H)	NR	NR	W, 101-80
12-28	Villanova (H)	NR	NR	L, 68-76
1-3	Ole Miss (H)	NR	NR	W, 75-68
1-8	Alabama (A)	NR	#4	L, 77-80
1-12	Miss. State (A)	NR	NR	L, 77-80
1-15	Tennessee (H)	NR	NR	L, 102-108
1-17	Georgia (H)	NR	NR	W, 97-77
1-22	Kentucky (A)	NR	#6	L, 72-87
1-24	Vanderbilt (A)	NR	#20	L, 67-78
1-29	Auburn (H)	NR	NR	W, 77-73
1-31	Florida (H)	NR	NR	L, 68-83
2-5	Alabama (H) (ot)	NR	#8	L, 70-77
2-7	Miss. State (H)	NR	NR	W, 71-66
2-12	Tennessee (A)	NR	#11	L, 64-91
2-14	Georgia (A)	NR	NR	W, 75-69
2-19	Kentucky (H)	NR	#2	L, 76-90
2-21	Vanderbilt (H)	NR	NR	W, 95-74
2-26	Auburn (A)	NR	NR	W, 86-76
2-28	Florida (A)	NR	NR	W, 79-74
3-5	Ole Miss (A)	NR	NR	L, 68-90

## 1977-78 RECORD: 18-9, 12-6

Coach: Dale Brown

Date	Opponent	LSU Rank	Opp Rank	Results
11-15	Soviet Union (H)* (2 ot)			W, 99-96
11-28	New Orleans (H)	NR	NR	L, 69-73
11-30	Washington (H)	NR	NR	W, 83-58
12-3	Oral Roberts (A)	NR	NR	W, 68-60
12-5	Texas (A)	NR	NR	L, 66-82
12-7	Tulane (H)	NR	NR	W, 120-88
12-18	Tulane (A)	NR	NR	W, 83-74
12-21	DePaul (H)	NR	NR	W, 68-67
12-22	Rice (H)	NR	NR	W, 97-68

12-29	Arkansas (H)	NR	#3	L, 62-67
1-2	Miss. State (A) (ot)	NR	NR	L, 82-84
1-4	Alabama (A)	NR	NR	L, 67-70
1-7	Georgia (H)	NR	NR	W, 96-78
1-9	Tennessee (H)	NR	NR	W, 121-87
1-14	Kentucky (A)	NR	#1	L, 76-96
1-16	Vanderbilt (A)	NR	NR	W, 77-55
1-21	Florida (H)	NR	NR	L, 70-74
1-23	Auburn (H)	NR	NR	W, 90-79
1-28	Ole Miss (A)	NR	NR	W, 74-61
2-4	Georgia (A)	NR	NR	W, 89-68
2-6	Tennessee (A)	NR	NR	W, 101-86
2-11	Kentucky (H) (ot)	NR	#1	W, 95-94
2-13	Vanderbilt (H)	NR	NR	W, 80-73
2-18	Florida (A)	NR	NR	L, 72-73
2-20	Auburn (A) (ot)	NR	NR	W, 101-95
2-25	Ole Miss (H)	NR	NR	W, 94-75
3-4	Miss. State (H)	NR	NR	L, 67-68
3-6	Alabama (H)	NR	NR	W, 103-85

## SEC Champions

### 1978-79 RECORD: 23-6, 14-4

Coach: Dale Brown

Date	Opponent	LSU Rank	Opp Rank	Results
11-3	Australia (H)*			W, 90-65
11-24	St. Francis (H)	#14	NR	W, 112-81
11-27	UNO (A)	#14	NR	W, 64-42
12-1	Oral Roberts (H)	#11	NR	W, 91-75
12-4	Tulane (H)	#11	NR	W, 109-85
12-9	Tulane (A)	#12	NR	W, 98-68
12-18	Montana St. (H)	#11	NR	W, 99-89
<b>At Madison Square Garden</b>				
12-21	Army (N-MSG)	#10	NR	W, 83-77
12-29	Colgate (H)	#7	NR	W, 100-73
1-3	Georgia (H)	#7	NR	W, 97-75
1-6	Kentucky (A)	#7	#9	W, 93-89
1-8	Vanderbilt (A)	#7	NR	L, 67-88
1-10	Alabama (A)	#5	NR	L, 76-90
1-13	Florida (H)	#5	NR	W, 80-72
1-15	Auburn (H)	#5	NR	W, 94-82
1-20	Ole Miss (A) (ot)	#9	NR	W, 70-69
1-24	Tennessee (H)	#9	NR	W, 77-75
1-27	Georgia (A)	#9	NR	L, 88-93
1-29	Tennessee (A)	#9	NR	W, 84-78
2-3	Kentucky (H)	#9	NR	W, 70-61
2-5	Vanderbilt (H)	#9	#16	W, 92-71
2-8	Miss. State (A)	#8	NR	W, 52-48
2-10	Florida (A) (ot)	#8	NR	W, 88-82
2-12	Auburn (A)	#8	NR	W, 78-68
2-17	Ole Miss (H)	#8	NR	W, 67-62
2-22	Alabama (H)	#5	NR	W, 86-66
2-24	Miss. State (H)	#5	NR	L, 57-65
<b>SEC Tournament - Birmingham, Ala.</b>				
3-2	Kentucky (N)	#8	NR	L, 67-80
<b>NCAA Tournament - Bloomington, Ind.</b>				
3-10	Appalachian St. (N)	#9	NR	W, 71-57
<b>NCAA Tournament - Indianapolis, Ind.</b>				
3-16	Michigan St. (N)	#7	#3	L, 71-87

## SEC Tournament Champions

### 1979-80 RECORD: 26-6, 14-4

Coach: Dale Brown

Date	Opponent	LSU Rank	Opp Rank	Results
11-13	Yugoslavia (H)*			W, 82-79
12-1	Florida (H)	#7	NR	W, 112-81
12-3	UNO (H)	#7	NR	W, 104-78
12-5	Tulane (A)	#6	NR	W, 80-79
12-15	Maine (H)	#6	NR	W, 103-81
12-20	Arkansas (A-Little Rock)	#7	#20	W, 56-55
12-22	Tulane (H)	#7	NR	W, 95-85
12-28	Boston U. (H)	#5	NR	W, 92-72
12-29	Delaware (H)	#5	NR	W, 92-64
1-2	Vanderbilt (A)	#4	NR	L, 66-77
1-5	Miss. State (H)	#4	NR	W, 80-58
1-7	Alabama (H)	#4	NR	L, 56-57
1-12	Georgia (A)	#6	NR	L, 72-73
1-16	Auburn (H)	#14	NR	W, 93-82
1-19	Tennessee (A)	#14	NR	W, 75-74
1-20	DePaul (A)	#14	#1	L, 75-78
1-23	Ole Miss (H)	#11	NR	W, 72-66
1-26	Florida (A)	#11	NR	W, 66-58
1-28	Kentucky (A)	#11	#5	W, 65-60
1-30	Vanderbilt (H)	#10	NR	W, 83-81
2-2	Miss. State (A)	#10	NR	W, 75-63
2-6	Alabama (A) (ot)	#7	NR	W, 68-66
2-9	Georgia (H)	#7	NR	W, 96-77
2-13	Auburn (A)	#6	NR	W, 50-44
2-16	Tennessee (H)	#6	NR	W, 73-66
2-21	Ole Miss (A)	#5	NR	W, 77-74
2-24	Kentucky (H) (ot)	#5	#3	L, 74-76
<b>SEC Tournament - Birmingham, Ala.</b>				
2-28	Florida (N)	#5	NR	W, 95-82
2-29	Alabama (N)	#5	NR	W, 73-66
3-1	Kentucky (N)	#5	#2	W, 80-78
<b>NCAA Tournament - Denton, Texas</b>				
3-9	Alcorn State (N)	#3	NR	W, 98-88
<b>NCAA Regional - Houston, Texas</b>				
3-14	Missouri (N)	#3	#16	W, 68-63
3-16	Louisville (N)	#3	#3	L, 66-86

## SEC Champions

### NCAA Final Four

#### 1980-81 RECORD: 31-5, 17-1

Coach: Dale Brown

Date	Opponent	LSU Rank	Opp Rank	Results
11-13	Airliners (H)*			W, 91-87
<b>Great Alaskan Shootout</b>				
11-28	Colgate (N-GAS)	#12	NR	W, 79-61
11-29	Arkansas (N-GAS)	#12	#20	L, 76-86
11-30	Georgetown (N-GAS)	#12	#16	W, 76-67
12-6	Tulane (H)	#15	NR	W, 119-81
12-13	Nevada-Las Vegas(H)	#11	NR	W, 87-73
12-18	UNO (A)	#10	NR	W, 96-66
12-20	Tulane (A)	#10	NR	W, 86-72
12-22	Xavier (H)	#10	NR	W, 78-62
12-29	UNC-Wilmington (H)	#10	NR	W, 100-68
12-30	St. Francis (H)	#10	NR	W, 91-65
1-3	Florida (A)	#10	NR	W, 92-66
1-7	Vanderbilt (H)	#9	NR	W, 77-61
1-10	Miss. State (A)	#9	NR	W, 81-69
1-14	Alabama (A)	#6	NR	W, 59-56
1-17	Georgia (H)	#6	NR	W, 78-65
1-19	Kentucky (H)	#6	#3	W, 81-67
1-21	Auburn (A)	#5	NR	W, 74-64
1-24	Tennessee (H)	#5	NR	W, 80-63
1-28	Ole Miss (A)	#4	NR	W, 63-59
1-31	Florida (H)	#4	NR	W, 92-75
2-4	Vanderbilt (A)	#4	NR	W, 86-81
2-7	Miss. State (H)	#4	NR	W, 94-89
2-11	Alabama (H)	#4	NR	W, 70-57
2-14	Georgia (A)	#4	NR	W, 64-62
2-18	Auburn (H)	#4	NR	W, 58-47
2-21	Tennessee (A)	#4	#8	W, 66-65
2-22	Texas A&M (H)	#4	NR	W, 67-57
2-25	Ole Miss (H)	#2	NR	W, 74-67
3-1	Kentucky (A)	#2	#9	L, 71-73
<b>SEC Tournament - Birmingham, Ala.</b>				
3-5	Florida (N)	#3	NR	W, 85-73
3-6	Georgia (N)	#3	NR	L, 60-68
<b>NCAA Tournament - Austin, Texas</b>				
3-14	Lamar (N)	#4	NR	W, 100-78
<b>NCAA Regional - New Orleans, La.</b>				
3-20	Arkansas (N)	#4	#20	W, 72-56
3-22	Wichita State (N)	#4	NR	W, 86-85
<b>NCAA Final Four - Philadelphia, Pa.</b>				
3-28	Indiana (N)	#4	#9	L,

# Year-by-Year Results

1-29	Auburn (H)	NR	NR	L 62-64
2-1	Florida (H)	NR	NR	W 78-69
2-5	Georgia (A)	NR	#19	W 70-59
2-7	Tennessee (A)	NR	NR	L 63-66
2-12	Ole Miss (H)	NR	NR	W 72-63
2-19	Alabama (H)	NR	NR	L 67-71
2-21	Miss. State (H)	NR	NR	W 86-73
2-26	Auburn (A)	NR	NR	W 87-61
2-28	Florida (A)	NR	NR	W 91-87
3-3	Vanderbilt (H)	NR	NR	W 66-53
3-5	Kentucky (H)	NR	#7	W 74-60

## SEC Tournament - Birmingham, Ala.

3-11	Tennessee (N)	NR	NR	L 71-74
------	---------------	----	----	---------

## National Invitation Tournament

3-16	New Orleans (H) (ot)	NR	NR	L 94-99
------	----------------------	----	----	---------

## 1983-84 RECORD: 18-11, 11-7

Coach: Dale Brown

Date	Opponent	LSU Rank	Opp Rank	Results
11-11	Houston Flyers (H)*			W 104-89
11-26	New Orleans (A)	#11	NR	W 67-59
11-28	UNC-Wilmington (A)	#11	NR	W 94-59
12-1	Washington (H)	#12	NR	W 51-48
12-3	Texas A&M (N-Houston)	#12	NR	W 75-65
12-6	Houston (H)	#9	#6	L 91-100
12-19	Houston Baptist (H)	#10	NR	W 60-59
12-21	Pan American (H)	#11	NR	W 81-70
1-1	Vanderbilt (H)	#9	NR	W 73-66
1-5	Georgia (A)	#9	NR	W 81-77
1-7	Kentucky (H)	#9	#2	L 80-96
1-10	Tennessee (A)	#11	NR	L 69-70
1-14	Ole Miss (H)	#11	NR	W 93-70
1-16	U. S. International (H)	#11	NR	W 104-66
1-21	Alabama (H)	#15	NR	W 85-84
1-23	Miss. State (H)	#15	NR	W 80-64
1-27	Auburn (A)	#10	NR	L 78-80
1-29	North Carolina (A)	#10	#1	L 79-90
2-1	Florida (A)	#14	NR	L 60-78
2-4	Georgia (H) (ot)	#14	NR	W 69-68
2-6	Tennessee (H) (ot)	#14	NR	W 61-59
2-12	Ole Miss (A)	#20	NR	W 65-61
2-17	Alabama (A) (ot)	#17	NR	L 49-51
2-20	Miss. State (A)	#17	NR	W 85-70
2-25	Auburn (H)	NR	NR	W 81-80
2-27	Florida (H)	NR	NR	W 77-73
3-3	Vanderbilt (A)	NR	NR	L 68-74
3-5	Kentucky (A)	NR	#3	L 68-90

## SEC Tournament - Nashville, Tenn.

3-11	Alabama (N)	NR	NR	L 70-72
------	-------------	----	----	---------

## NCAA Tournament - Salt Lake City

3-16	Dayton (N)	NR	NR	L 66-74
------	------------	----	----	---------

## SEC Champions

### 1984-85 RECORD: 19-10, 13-5

Coach: Dale Brown

Date	Opponent	LSU Rank	Opp Rank	Results
11-8	China (H)*	#14	NR	W 90-65
11-28	Loyola (Chicago) (H)	#16	NR	W 102-96
12-1	Oral Roberts (A)	#16	NR	W 74-71
12-3	Texas (H)	#16	NR	W 87-79
12-5	Ole Miss (H)	#13	NR	W 89-64
12-8	Houston (A)	#13	NR	L 73-81
12-21	New Orleans (H)	#19	NR	W 78-64
12-22	UNC-Wilmington (H)	#19	NR	W 88-65
12-28	Utah State (H)	#18	NR	W 103-71
12-30	Alabama (H)	#18	NR	W 63-61
1-2	Georgia (A)	#14	NR	W 79-74
1-5	Miss. State (A)	#14	NR	L 69-83
1-9	Alabama (A)	NR	NR	L 67-89
1-12	Tennessee (H)	NR	NR	W 75-65
1-17	Ole Miss (A)	NR	NR	L 65-68
1-19	Vanderbilt (A)	NR	NR	W 69-68
1-23	Florida (H)	NR	NR	W 86-68
1-26	Auburn (H)	NR	NR	W 80-62
1-31	Kentucky (A)	NR	NR	L 43-53
2-2	Georgia (H)	NR	NR	L 58-59
2-6	Miss. State (H)	NR	NR	W 80-65
2-10	North Carolina (H)	NR	#15	L 70-75
2-14	Tennessee (A)	NR	NR	W 87-82
2-16	Syracuse (A)	NR	#8	L 64-76
2-20	Vanderbilt (H)	NR	NR	W 64-55
2-23	Florida (A)	NR	NR	W 61-59
2-27	Auburn (A)	NR	NR	W 78-73
3-2	Kentucky (H)	NR	NR	W 67-61

## SEC Tournament - Birmingham, Ala.

3-7	Auburn (N)	#19	NR	L 55-58
-----	------------	-----	----	---------

## NCAA Tournament - Dayton, Ohio

3-15	Navy (N)	#20	NR	L 55-78
------	----------	-----	----	---------

## NCAA Final Four

### 1985-86 RECORD: 26-12, 9-9

Coach: Dale Brown

Date	Opponent	LSU Rank	Opp Rank	Results
11-15	Brewster Heights (H)*			W 131-82
11-22	Montana State (H)	#14	NR	W 84-59
11-27	Washington (A)	#12	NR	W 70-61
11-30	BYU-Hawaii (A)	#12	NR	W 89-71
12-1	Hawaii-Pacific (A)	#12	NR	W 101-89
12-2	Hawaii-Loa (A)	#12	NR	W 77-68
12-3	Hawaii-Hilo (A)	#11	NR	W 70-61
12-14	Hardin-Simmons (H)	#11	NR	W 87-71
12-16	Lamar (A)	#11	NR	W 74-57
12-17	Texas (A)	#9	NR	W 72-65

## LSU Invitational

12-20	SE Louisiana (H-LSUJ)	#9	NR	W 82-61
12-21	Southern (H-LSUJ)	#9	NR	W 91-83

12-30	Oral Roberts (H)	#9	NR	W 82-64
1-2	Georgia (H)	#8	NR	W 85-73
1-4	Miss. State (H)	#8	NR	W 90-74
1-9	Alabama (A)	#8	NR	L 67-83
1-11	Tennessee (A)	#8	NR	L 77-88
1-13	Ole Miss (H)	#8	NR	W 86-68
1-18	Vanderbilt (H)	#14	NR	W 84-67
1-22	Florida (A)	#14	NR	L 65-74
1-29	Kentucky (H)	#17	#8	L 52-54
2-1	Georgia (A)	#17	NR	L 76-92
2-2	Georgetown (A)	#17	#12	L 72-74
2-4	Auburn (A)	NR	NR	W 63-61
2-5	Miss. State (A)	NR	NR	W 68-62
2-9	Alabama (H)	NR	#20	L 71-80
2-12	Tennessee (H)	NR	NR	W 75-50
2-15	Ole Miss (A)	NR	NR	L 57-58
2-20	Vanderbilt (A)	NR	NR	W 74-68
2-22	Florida (H)	NR	NR	W 80-69
2-26	Auburn (H)	NR	NR	L 86-92
3-1	Kentucky (A)	NR	#5	L 57-68

## SEC Tournament - Lexington, Ky.

3-6	Florida (N)	NR	NR	W 72-66
3-7	Kentucky (A)	NR	#4	L 58-61

## NCAA Tournament - Baton Rouge

3-13	Purdue (H) (2 OT)	NR	NR	W 94-87
3-15	Memphis State (H)	NR	#12	W 83-81

## NCAA SE Regional - Atlanta

3-20	Georgia Tech (A)	NR	#6	W 70-64
3-22	Kentucky (N)	NR	#3	W 59-57

## NCAA Final Four - Dallas

3-29	Louisville (N)	NR	#7	L 77-88
------	----------------	----	----	---------

## 1986-87 RECORD: 24-15, 8-10

Coach: Dale Brown

Date	Opponent	LSU Rank	Opp Rank	Results
11-14	Continental (H)*			W 86-76
11-21	TCU (H-NIT)	NR	NR	L 74-83
12-4	Arkansas State (H)	NR	NR	W 73-61
12-6	McNeese State (A)	NR	NR	W 77-62
12-14	Georgia Tech (H)	NR	#16	W 52-44
12-16	Florida (A)	NR	NR	L 75-96

## LSU Invitational

12-19	Hardin-Simm. (H-LSUJ)	NR	NR	W 77-71
12-20	New Orleans (H-LSUJ)	NR	NR	L 71-82
12-22	Vanderbilt (H)	NR	NR	L 61-63
12-29	W. Virginia St. (N)	NR	NR	W 93-76
12-30	Illinois-Chicago (N)	NR	NR	W 117-84
12-31	BYU-Hawaii (A)	NR	NR	W 85-70
1-1	Denison (N)	NR	NR	W 99-45
1-5	Ole Miss (A)	NR	NR	L 63-73
1-8	Tennessee (A)	NR	NR	W 79-78
1-10	Georgia (H) (ot)	NR	NR	L 63-64
1-12	Oklahoma (A)	NR	#11	L 85-94
1-15	Alabama (A)	NR	#15	L 65-69
1-18	Kentucky (A)	NR	NR	W 76-41
1-21	Florida (H)	NR	NR	L 51-75
1-24	W. Kentucky (H)	NR	NR	W 67-62
1-25	Miss. State (A)	NR	NR	W 52-50
1-28	Auburn (H)	NR	#19	W 75-73
1-31	Vanderbilt (A)	NR	NR	L 65-66
2-4	Ole Miss (H) (ot)	NR	NR	W 82-75
2-7	Tennessee (H)	NR	NR	W 60-58
2-9	N. Arizona (H)	NR	NR	W 70-58
2-11	Georgia (A)	NR	NR	L 57-63
2-14	Alabama (H)	NR	#14	L 52-60
2-21	Kentucky (H)	NR	NR	W 65-52
2-25	Miss. State (H)	NR	NR	W 55-46
3-1	Auburn (A)	NR	NR	L 62-100

## SEC Tournament - Atlanta, Ga.

3-5	Miss. State (N)	NR	NR	W 68-54
3-6	Florida (N)	NR	NR	W 72-66
3-7	Georgia (N) (2 ot)	NR	NR	W 89-88
3-8	Alabama (N)	NR	#9	L 62-69

## NCAA Tournament - Rosemont, Ill.

3-15	Georgia Tech (N)	NR	NR	W 85-79
3-17	Temple (N)	NR	#8	W 72-62

## NCAA Regional - Cincinnati

3-20	DePaul (N)	NR	#5	W 63-58
3-22	Indiana (N)	NR	#3	L 76-77

## 1987-88 RECORD: 16-14, 10-8

Coach: Dale Brown

Date	Opponent	LSU Rank	Opp Rank	Results
11-27	Brewster Heights (H)*			W 123-97

## LSU Invitational

12-4	Nicholls State (H-LSUJ)NR	NR	NR	W 86-62
12-5	Southern (H-LSUJ)	NR	NR	W 98-77
12-12	Maryland (H)	NR	NR	W 55-54
12-16	Georgia Tech (A)	NR	NR	L 70-87
12-19	Arkansas State (A)	NR	NR	L 52-66
12-22	SW Texas State (H)	NR	NR	W 93-74

## UNLV/Bud Light Classic

12-28	N. Iowa (N-UNLVC)	NR	NR	L 80-90
12-29	UNLV (A-UNLVC)	NR	NR	L 59-78
1-6	Vanderbilt (A)	NR	NR	W 51-39
1-9	Ole Miss (A) (ot)	NR	NR	W 69-61
1-11	Oklahoma (H-N.O.)	NR	#8	W 84-77
1-13	Tennessee (A)	NR	NR	W 52-51
1-16	Georgia (A)	NR	NR	L 50-59
1-20	Alabama (H)	NR	NR	W 67-52
1-23	Kentucky (H)	NR	#4	L 61-76
1-27	Florida (A)	NR	#14	L 50-61
1-30	Miss. State (H)	NR	NR	L 47-49
2-3	Auburn (A)	NR	NR	W 78-69
2-6	Vanderbilt (H)	NR	NR	W 94-79
2-10	Ole Miss (H)	NR	NR	W 78-57
2-13	Tennessee (H)	NR	NR	W 92-73
2-17	Georgia (H)	NR	NR	W 63-62
2-20	Alabama (A)	NR	NR	L 59-72
2-24	Kentucky (A)	NR	#12	L 65-92

3-2	Miss. State (A)	NR	NR	L 60-62
3-5	Auburn (H)	NR	NR	L 80-89
3-6	Florida (H)	NR	NR	W 86-69

## SEC Tournament - Baton Rouge

3-11	Vanderbilt (H)	NR	NR	W 87-80
3-12	Kentucky (H)	NR	#6	L 80-86

## NCAA Tournament - Hartford, Conn.

3-18	Georgetown (N)	NR	NR	L 63-66
------	----------------	----	----	---------

## 1988-89 RECORD: 20-12, 11-7

Coach: Dale Brown

Date	Opponent	LSU Rank	Opp Rank	Results
11-11	Brewster Heights (H)*			W 103-94
11-20	Yugoslavia (H)*			L 84-92
11-25	Marist College (H)	NR	NR	W 94-58
11-30	Oral Roberts (H)	NR	NR	L 96-100
12-6	Louisiana Tech (H)(ot)	NR	NR	L 109-111
12-8	McNeese State (H)	NR	NR	W 91-89
12-10	Florida (A)	NR	NR	W 111-101
12-20	Tennessee-Martin (H)	NR	NR	W 128-89
12-22	Illinois (H)	NR	#5	L 100-127

## Chaminade Classic - Honolulu

12-28	Moehhead St. (N-CC)	NR	NR	W 101-88
12-29	Chaminade (A-CC)	NR	NR	W 94-79
12-30	Nebraska (N-CC)	NR	NR	

# Year-by-Year Results

- INTRO
- THIS IS LSU
- TIGERS
- COACHES
- REVIEW
- PREVIEW
- RECORDS
- HISTORY
- LSU
- MEDIA

1-7	Georgia (H)	#14	NR	W, 83-76
1-12	Auburn (A)	#20	NR	W, 96-84
1-15	Alabama (A)	#20	NR	W, 90-80
1-19	Ole Miss (H)	#20	NR	W, 87-71
1-22	Tennessee (A)	#16	NR	L, 89-92
1-26	Florida (H)	#16	NR	W, 76-66
1-29	Miss. State (H)	#14	NR	L, 79-82
2-2	Vanderbilt (A)	#14	NR	L, 59-63
2-5	Kentucky (H)	#19	#10	W, 107-88
2-8	Georgia (A)	#19	NR	W, 89-86
2-10	Duke (A)	#19	#6	L, 70-88
2-13	Auburn (H)	#20	NR	W, 98-61
2-17	Alabama (H)	#20	NR	W, 88-81
2-20	Ole Miss (A)	#19	NR	W, 89-78
2-23	Tennessee (H)	#19	NR	W, 119-87
2-27	Florida (A)	#18	NR	W, 79-66
3-2	Miss. State (A)	#18	#23	L, 73-76
<b>SEC Tournament - Nashville, Tenn.</b>				
3-8	Auburn (N-SEC)	#16	NR	L, 77-92
<b>NCAA Tournament - Minneapolis, Minn.</b>				
3-14	Connecticut (N-NCAA)#22	NR	NR	L, 62-79

## 1991-92 RECORD: 21-10, 12-4

Coach: Dale Brown				
Date	Opponent	LSU Rank	Opp Rank	Results
11-8	Melbourne (H)*			W, 96-60
11-15	Rancho Raiders (H)*			W, 126-80
11-22	Northeast La. (H)	#6	NR	W, 77-76
11-27	Middle Tenn. St. (H)	#9	NR	W, 96-65
11-30	Nevada-Las Vegas (A)	#9	NR	L, 55-76
12-7	Arizona (A)	#16	#3	L, 67-87
12-17	SE Louisiana (H)	NR	NR	W, 101-64
12-21	Louisville (H)	NR	#25	L, 92-93
12-28	Northern Arizona (H)	NR	NR	W, 159-86
12-30	Nicholls State (H)	NR	NR	W, 123-61
1-3	Texas (H-N.O.)	NR	NR	W, 84-83
1-8	Auburn (A)	NR	NR	W, 87-70
1-11	Arkansas (H)	NR	#13	L, 90-101
1-14	Alabama (A)	NR	#9	W, 89-81
1-18	Miss. State (A)	NR	NR	W, 83-70
1-20	McNeese State (H)	NR	NR	W, 115-67
1-25	Ole Miss (A)	NR	NR	W, 83-73
1-29	Tennessee (H)	NR	NR	W, 97-82
2-2	Kentucky (H)	NR	#14	W, 74-53
2-5	Florida (A)	#22	NR	W, 70-50
2-8	Duke (H)	#22	#1	L, 67-77
2-11	Georgia (H)	#20	NR	L, 62-64
2-15	Vanderbilt (A)	#20	NR	L, 69-76
2-19	South Carolina (A)	NR	NR	W, 74-56
2-22	Auburn (H)	NR	NR	W, 99-82
2-25	Ole Miss (H)	NR	NR	W, 100-69
2-29	Alabama (H)	NR	#16	W, 73-65
3-3	Arkansas (AV)ot	#23	#7	L, 92-106
3-7	Miss. State (H)	#23	NR	W, 89-80

### SEC Tournament - Birmingham, Ala.

3-13	Tennessee (N-SEC)	#23	NR	W, 99-89
3-14	Kentucky (N-SEC)	#23	#9	L, 74-80
<b>NCAA Tournament - Boise, Idaho</b>				
3-19	BYU (N-NCAA)	#25	NR	W, 94-83
3-21	Indiana (N-NCAA)	#25	#5	L, 79-89

## 1992-93 RECORD: 22-11, 9-7

Coach: Dale Brown				
Date	Opponent	LSU Rank	Opp Rank	Results
11-20	High Five America (H)*			W, 94-89
11-24	Australia (H)*			W, 97-74
12-1	McNeese State (H)	NR	NR	W, 83-72
12-3	Southeastern La. (H)	NR	NR	W, 92-65
12-5	Mercer (H)	NR	NR	W, 82-48
12-15	Nicholls State (H)	NR	NR	W, 75-64
12-16	Campbell (H)	NR	NR	W, 93-71
<b>Maui Invitational</b>				
12-21	Stanford (N)	NR	NR	W, 72-63
12-22	Duke (N)	NR	#1	L, 67-96
12-23	Memphis State (N)	NR	NR	L, 66-70
12-29	Northwestern St. (H)	NR	NR	W, 93-79
12-30	Tennessee State (H)	NR	NR	W, 90-68
1-2	Drake (H)	NR	NR	W, 94-86
1-6	Alabama (A)	NR	NR	L, 67-77
1-9	Auburn (H)	NR	NR	W, 87-81
1-13	Miss. State (A)ot	NR	NR	W, 84-76
1-16	Florida (H)	NR	NR	W, 85-81
1-20	Central Conn. St. (H)	NR	NR	W, 86-53
1-23	Ole Miss (A)	NR	NR	L, 62-71
1-26	Kentucky (A)	NR	#4	L, 67-105
1-30	South Carolina (H)	NR	NR	W, 85-62
2-2	Arkansas (H)	NR	#17	L, 79-91
2-7	Texas (N-San Antonio)	NR	NR	W, 84-81
2-10	Miss. State (H)	NR	NR	W, 92-66
2-13	Auburn (A)	NR	NR	W, 75-73
2-17	Vanderbilt (H)	NR	#11	L, 66-87
2-20	Tennessee (A)	NR	NR	W, 81-74
2-23	Alabama (H)	NR	NR	W, 76-68
2-27	Georgia (A)	NR	#13	L, 78-81
3-3	Arkansas (A)	NR	NR	L, 75-88
3-6	Ole Miss (H)	NR	NR	W, 71-56
<b>SEC Tournament - Lexington, Ky.</b>				
3-12	Ole Miss (N)	NR	NR	W, 89-70
3-13	Vanderbilt (N)	NR	#5	W, 72-62
3-14	Kentucky (A)	NR	#4	L, 65-82
<b>NCAA Tournament - Chicago, Ill.</b>				
3-18	California (N)	NR	NR	L, 64-66

## 1993-94 RECORD: 11-16, 5-11

Coach: Dale Brown				
Date	Opponent	LSU Rank	Opp Rank	Results
11-19	Dinamo Moscow (H)*			L, 85-87
11-22	High Five America (H)*			W, 101-87
11-26	Texas (H)	NR	NR	W, 86-66
12-4	Nicholls St. (H) (ot)	NR	NR	W, 95-90

12-11	Okla. St. (H-N. O.)	NR	#15	W, 71-68
12-16	McNeese St. (H)	#25	NR	W, 93-72
12-18	UCLA (A)	#25	#9	L, 80-100
12-21	Southeastern La. (H)	NR	NR	W, 96-62
12-28	Winthrop (H)	NR	NR	W, 100-71
12-30	Radford (H)	NR	NR	L, 72-73
1-5	Florida (A)	NR	NR	L, 73-74
1-8	Auburn (H)	NR	NR	W, 83-72
1-11	Arkansas (A)	NR	#4	L, 83-84
1-15	Vanderbilt (A)	NR	#24	W, 83-81
1-19	Alabama (H)	NR	NR	L, 67-71
1-22	N. Carolina (H-N. O.)	NR	#4	L, 65-88
1-26	Mississippi St. (H)	NR	NR	L, 52-66
1-29	Ole Miss (H)	NR	NR	W, 90-66
2-2	South Carolina (A)	NR	NR	W, 77-71
2-5	Tennessee (H)	NR	NR	W, 84-83
2-8	Alabama (A)	NR	NR	L, 66-75
2-12	Auburn (A)	NR	NR	L, 83-111
2-15	Kentucky (H)	NR	#11	L, 95-99
2-19	Georgia (H)	NR	NR	L, 84-100
2-23	Louisville (A)	NR	#13	L, 64-82
2-26	Mississippi St. (A)	NR	NR	L, 66-86
3-2	Arkansas (H) (ot)	NR	#1	L, 105-108
3-5	Ole Miss (A)	NR	NR	L, 78-93
<b>SEC Tournament - Memphis, Tenn.</b>				
3-10	Georgia (N)	NR	NR	L, 70-83

## 1994-95 RECORD: 12-15, 6-10

Coach: Dale Brown				
Date	Opponent	LSU Rank	Opp Rank	Results
11-11	High Five America (H)*			W, 83-73
11-18	Victorian All-Stars (H)*			W, 94-90
11-25	Southeastern La. (H)	NR	NR	W, 106-80
11-29	McNeese State (H)	NR	NR	W, 86-71
12-3	George Mason (H)	NR	NR	W, 127-104
12-6	Troy State (H)	NR	NR	W, 113-78
12-17	UCLA (H)	NR	#2	L, 72-92
12-20	Oklahoma St. (A-Tulsa)	NR	NR	L, 67-111
12-22	Coppin State (H)	NR	NR	L, 66-69
12-28	Georgia State (H)	NR	NR	W, 105-70
12-30	Md-Baltimore Co. (H)	NR	NR	W, 88-67
1-3	Florida (H)	NR	#13	W, 70-66
1-7	Texas (A)	NR	NR	L, 71-80
1-11	Auburn (A)	NR	NR	W, 76-73
1-17	Alabama (A)	NR	NR	W, 74-61
1-21	Ole Miss (H)ot	NR	NR	W, 87-81
1-25	Miss. State (A)	NR	NR	L, 60-73
1-28	Vanderbilt (H)	NR	NR	L, 58-66
1-31	Arkansas (A)	NR	#8	L, 81-105
2-4	Tennessee (A)	NR	NR	W, 56-52
2-8	Miss. State (H)	NR	#21	L, 61-67
2-11	Alabama (H)	NR	#18	L, 66-74
2-15	Ole Miss (A)	NR	NR	L, 90-102
2-18	Georgia (A)	NR	NR	L, 89-98
2-22	Arkansas (H)	NR	#8	L, 90-92
2-25	Auburn (H)	NR	NR	W, 89-78
3-1	South Carolina (H)	NR	NR	L, 62-69
3-4	Kentucky (A)	NR	#5	L, 80-127
<b>SEC Tournament - Atlanta, Ga.</b>				
3-9	Vanderbilt (N)	NR	NR	L, 61-85

## 1995-96 RECORD: 12-17, 4-12

Coach: Dale Brown				
Date	Opponent	LSU Rank	Opp Rank	Results
11-8	Athletes in Action (H)*			L, 82-90
11-15	Victorian All-Stars (H)*			W, 79-62
<b>Hawaii Tipoff Classic</b>				
11-24	Saint Louis (N)	NR	NR	L, 70-79
11-26	Dayton (N)	NR	NR	L, 73-86
11-29	Southern (H)	NR	NR	W, 109-100
12-1	McNeese State (H)	NR	NR	W, 83-73
12-5	Michigan (H)	NR	#22	L, 68-69
12-16	Tenn-Martin (H)	NR	NR	W, 93-74
12-19	Centenary (H)	NR	NR	W, 65-63
12-22	Jackson State (H)	NR	NR	L, 76-87
12-23	Louisiana College (H)	NR	NR	W, 104-65
12-29	Marist (H)	NR	NR	W, 80-65
12-30	Cornell (H)	NR	NR	W, 70-60
1-3	Mississippi State (H)	NR	#17	L, 64-77
1-6	Alabama (H)	NR	NR	W, 99-77
1-10	Vanderbilt (A)	NR	NR	W, 71-68
1-16	Kentucky (H)	NR	#2	L, 97-129
1-21	Auburn (A)	NR	#21	L, 87-95
1-23	Nicholls State (H)	NR	NR	W, 86-69
1-27	Florida (A)	NR	NR	L, 70-73
1-30	Arkansas (A)	NR	NR	L, 68-76
2-3	Ole Miss (H)	NR	NR	W, 71-66
2-7	Georgia (H)	NR	NR	L, 82-85
2-10	South Carolina (A)	NR	NR	L, 68-106
2-14	Tennessee (H)	NR	NR	L, 65-73
2-17	Alabama (A)	NR	NR	L, 73-76
2-21	Mississippi State (A)	NR	NR	L, 77-88
2-24	Auburn (H)	NR	NR	W, 93-67
2-28	Ole Miss (A)	NR	NR	L, 48-75
3-2	Arkansas (H)	NR	NR	L, 79-94
<b>SEC Tournament - New Orleans</b>				
3-7	South Carolina (N)	NR	NR	L, 76-85

## 1996-97 RECORD: 10-20, 3-13

Coach: Dale Brown				
Date	Opponent	LSU Rank	Opp Rank	Results
11-8	Geelong Supercats (H)*			W, 67-61
11-15	Bulgaria (H)*			W, 81-40
11-22	Troy State (H)	NR	NR	W#, 90-59
<b>Maui Classic</b>				
11-25	Kansas (N)	NR	#2	L, 53-82
11-26	Iowa (N)	NR	NR	W#, 70-60
11-27	South Carolina (N)	NR	NR	L, 68-74
11-30	North Carolina A&T (H)	NR	NR	W#, 74-62
12-3	Samford (H)	NR	NR	L, 50-53

## John Wooden Classic - Anaheim, Calif.

12-7	Louisville (N) (ot)	NR	NR	L, 87-93
12-15	Michigan (A)	NR	#5	L, 59-70
12-18	N. Carolina (A)	NR	#12	L, 48-67
12-21	Oral Roberts (H)	NR	NR	W#, 59-58
12-23	Prairie View (H)	NR	NR	W, 96-56
12-28	Fresno State (H)	NR	NR	W#, 79-75
12-30	Lafayette (H)	NR	NR	W, 64-43
1-4	Mississippi State (A)	NR	NR	L, 66-69
1-7	Florida (H)	NR	NR	W, 88-82
1-11	Arkansas (A)	NR	NR	L, 59-82
1-15	Vanderbilt (H)	NR	NR	L, 62-69
1-19	Tennessee (A)	NR	NR	L, 52-66
1-22	Auburn (H)	NR	NR	W, 75-59
1-25	Alabama (A)	NR	NR	L, 66-75
1-29	Mississippi State (H)	NR	NR	L, 60-68
2-1	South Carolina (H)	NR	#25	L, 65-80
2-5	Ole Miss (H)	NR	NR	L, 73-79
2-8	Auburn (A)	NR	NR	L, 72-76
2-12	Kentucky (A)	NR	#4	L, 48-84
2-15	Alabama (H)	NR	NR	L, 72-78
2-22	Georgia (A)	NR	NR	L, 59-82
2-26	Ole Miss (A)	NR	NR	L, 68-74
3-1	Arkansas (H)	NR	NR	W, 66-64

### SEC Tournament - Memphis, Tenn.

3-6	Georgia (N)	NR	#24	L, 54-75
-----	-------------	----	-----	----------

# wins forfeited by NCAA

## COACH JOHN BRADY 10 SEASONS • 1997-PRESENT 184-126 (.593)

## 1997-98 RECORD: 9-18, 2-14

Coach: John Brady				
Date	Opponent	LSU Rank	Opp Rank	Results
11-6	Double Pump* (H)			W, 76-67
11-14	Outback All-Stars* (H)			W, 60-62
11-20	Southern-NO (H)	NR	NR	W, 99-51
11-24	Centenary (H)	NR	NR</	



# Year-by-Year Results

INTRO
THIS IS LSU
TIGERS
COACHES
REVIEW
PREVIEW
RECORDS
HISTORY
LSU
MEDIA

## SEC Champions

**1999-00 RECORD: 28-6, 12-4**

**Coach: John Brady**

Date	Opponent	LSU Rank	Opp Rank	Results
11-8	Next Level (H)*			W, 78-70
11-12	Sports Tour (H)*			W, 94-61
11-20	Grambling State (H)	NR	NR	W, 112-37
11-22	Southeastern La. (H)	NR	NR	W, 75-36

**Hawaii Pacific Classic - Honolulu, Hawaii**

11-26	Oakland Univ. (N)	NR	NR	W, 87-90
11-27	Wyoming (N)	NR	NR	W, 103-96
11-28	Fresno State (N)	NR	NR	W, 95-85
12-1	Alcorn State (H)	NR	NR	W, 71-64
12-14	Tennessee-Martin (H)	NR	NR	W, 73-45
12-18	Sam Houston (H)	NR	NR	W, 85-67
12-21	Centenary (H-Sport)	NR	NR	W, 80-52
12-23	Nicholls State (H)	NR	NR	W, 91-74
12-27	Howard (H)	NR	NR	W, 81-55

**Sugar Bowl Classic - New Orleans, La.**

12-30	Oklahoma State (N)	NR	#11	W, 63-53
1-5	Alabama (H)	#21	NR	W, 78-66
1-8	Tennessee (H)	#21	#15	L, 59-64
1-12	Florida (A)	#24	#10	L, 57-82
1-15	Vanderbilt (A)	#24	NR	L, 62-65
1-19	Georgia (H)	NR	NR	W, 61-57
1-26	Arkansas (H)	NR	NR	W, 96-75
1-29	Arizona (H)	NR	#5	W, 86-60
2-2	Mississippi State (A)	#22	NR	L, 66-68
2-5	Alabama (A)	#22	NR	W, 93-60
2-9	Auburn (H)	#25	#9	W, 83-68
2-13	Kentucky (H)	#25	#11	W, 70-57
2-16	Ole Miss (A)	#16	NR	W, 97-53
2-19	Arkansas (A)	#16	NR	W, 78-67
2-23	South Carolina (A)	#15	NR	W, 64-59
2-26	Mississippi State (H)	#15	NR	W, 71-66
3-1	Auburn (A)	#12	#19	W, 85-53
3-4	Ole Miss (H)	#12	NR	W, 64-60

**SEC Tournament - Atlanta, Ga.**

3-10	Vanderbilt (N)	#10	NR	W, 71-60
3-11	Arkansas (N)	#10	NR	L, 67-69

**NCAA Tournament - Salt Lake City, Utah**

3-16	SE Missouri St. (N)	#10	NR	W, 64-61
3-18	Texas (N)	#10	#15	W, 72-67

**NCAA Tournament - Albuquerque, N. M.**

3-23	Wisconsin (N)	#10	NR	L, 48-61
------	---------------	-----	----	----------

\* Exhibition

**2000-01 RECORD: 13-16, 2-14**

**Coach: John Brady**

Date	Opponent	LSU Rank	Opp Rank	Results
11-6	*Global Sports (H)			W, 72-69
11-13	*Angelo Athletics (H)			W, 92-52
11-20	UL-Monroe (H)	NR	NR	W, 82-49
11-25	Norfolk State (H)	NR	NR	W, 90-82
11-28	Houston (A)	NR	NR	W, 61-59
12-8	Texas Southern (H)	NR	NR	W, 89-57
12-13	McNeese State (H)	NR	NR	W, 87-68
12-16	New Orleans (H)	NR	NR	W, 84-57
12-20	Arizona (A)	NR	#1	L, 75-88
12-22	Nicholls State (H)	NR	NR	W, 92-49

**Sugar Bowl Classic - New Orleans, La.**

12-28	Oregon State (N)	NR	NR	W, 78-68
1-3	Wyoming (H)	NR	NR	W, 73-69
1-6	Alabama (H)	NR	#18	L, 73-82
1-10	Vanderbilt (H)	NR	NR	L, 67-71
1-13	Auburn (H)	NR	NR	L, 69-85
1-17	Centenary (A)	NR	NR	W, 85-44
1-21	Georgia (A)	NR	NR	L, 63-68
1-24	Miss. State (A)	NR	NR	W, 82-73
1-27	Arkansas (H)	NR	NR	L, 52-59
1-31	South Carolina (H)	NR	NR	L, 56-68
2-3	Alabama (A)	NR	#17	L, 66-76
2-7	Ole Miss (A)	NR	#25	L, 33-50
2-10	Auburn (H)	NR	NR	L, 65-76
2-13	Florida (H)ot	NR	#11	L, 74-81
2-17	Arkansas (A)	NR	NR	L, 70-97
2-21	Kentucky (A)	NR	#13	L, 61-84
2-24	Miss. State (H)	NR	NR	L, 48-55
2-28	Ole Miss (H)ot	NR	#14	W, 78-77
3-2	Tennessee (A)	NR	NR	L, 71-78

**SEC Tournament - Nashville, Tenn.**

3-8	Georgia (N)	NR	#18	W, 63-62
3-9	Arkansas (N)	NR	NR	L, 72-77

**2001-02 RECORD: 19-15, 6-10**

**Coach: John Brady**

Date	Opponent	LSU Rank	Opp Rank	Results
11-5	*Global Sports (H)			W, 78-71
11-12	*Sports Tours (H)			W, 85-51
11-17	Campbell (H)	NR	NR	W, 83-59
11-19	Southern (H)	NR	NR	W, 97-69
11-23	Wesley State (N)ot	NR	NR	L, 74-75
11-24	Hawaii-Hilo (A)	NR	NR	W, 64-62
11-25	Mercer (N)	NR	NR	W, 84-54
11-28	Towson (H)	NR	NR	W, 83-46
12-02	Northwestern State (H)	NR	NR	W, 91-54
12-04	UL-Lafayette (H)	NR	NR	W, 83-65
12-15	McNeese State (H)	NR	NR	W, 80-57
12-18	New Orleans (A)	NR	NR	L, 59-60
12-20	Houston (H)	NR	NR	W, 73-69

**Sugar Bowl Classic - New Orleans, La.**

12-27	Miami (Fla) (N)	NR	#24	L, 61-68
12-30	Nicholls State (H)	NR	NR	W, 71-35
1-5	Alabama (A)	NR	#18	L, 74-76
1-13	Arkansas (H)	NR	NR	W, 75-69
1-16	Florida (A)	NR	#2	L, 70-102
1-19	Auburn (H)	NR	NR	W, 75-58
1-23	Ole Miss (A)	NR	NR	L, 55-70
1-26	Mississippi State (A)	NR	NR	L, 61-84
1-30	Tennessee (H)	NR	NR	L, 58-61
2-2	Alabama (H)	NR	#7	L, 48-57

2-6	Vanderbilt (A)	NR	NR	L, 63-68
2-9	Kentucky (H)	NR	#7	L, 56-68
2-13	Miss. State (H)ot	NR	NR	W, 89-85
2-16	Arkansas (A)	NR	NR	W, 67-63
2-20	South Carolina (A)	NR	NR	L, 53-66
2-23	Georgia (H)	NR	#18	L, 54-55
2-27	Ole Miss (H)	NR	NR	W, 59-56
3-2	Auburn (A)	NR	NR	W, 59-54

**SEC Tournament - Atlanta, Ga.**

3-7	Vanderbilt (N)	NR	NR	W, 69-62
3-8	Georgia (N)	NR	#17	W, 78-76
3-9	Mississippi State (N)	NR	NR	L, 51-57

**National Invitation Tournament**

3-13	Iowa (A)	NR	NR	W, 63-61
3-19	Ball State (H)	NR	NR	L, 65-75

\* Exhibition

**2002-03 RECORD: 21-11, 8-8**

**Coach: John Brady**

Date	Opponent	LSU Rank	Opp Rank	Results
11-7	Global Sports*			L, 69-78
11-15	Houston Sports*			W, 81-71

**Hispanic Classic - Baton Rouge**

11-22	Nicholls State (H)	NR	NR	W, 68-24
11-24	South Alabama (H)	NR	NR	W, 71-62

**Space City Classic - Houston**

11-30	Texas A&M (N)	NR	NR	L, 77-79
12-3	Delaware State (H)	NR	NR	W, 65-44
12-7	McNeese State (H)	NR	NR	W, 93-72
12-14	Texas A&MCC (H)	NR	NR	W, 95-60
12-17	Prairie View A&M (H)	NR	NR	W, 75-49
12-21	Arizona (H)	NR	#1	W, 66-65

**Nokia Sugar Bowl Classic - New Orleans**

12-28	Tulane (A)	#24	NR	W, 74-62
12-30	New Orleans (H)	#21	NR	W, 69-57
1-5	Georgia (A)	#21	NR	L, 63-89
1-8	Houston (H)	NR	NR	W, 80-51
1-11	Mississippi State (H)	NR	#7	W, 85-72
1-15	Centenary (H)	#23	NR	W, 112-65
1-18	Ole Miss (H)	#23	NR	L, 57-67
1-22	Arkansas (A)	NR	NR	L, 65-73
1-25	Mississippi State (A)	NR	#2	L, 64-67
1-28	Florida (H)	NR	4	L, 53-70
2-1	Alabama (A)	NR	#23	L, 66-75
2-5	South Carolina (H)	NR	NR	W, 71-58
2-8	Auburn (A)	NR	NR	L, 54-56
2-12	Vanderbilt (H)	NR	NR	W, 79-60
2-15	Kentucky (A)	NR	#3	L, 57-68
2-22	Arkansas (H)	NR	NR	W, 75-56
2-26	Auburn (H)	NR	NR	W, 94-63
3-1	Tennessee (A)	NR	NR	W, 88-67
3-5	Ole Miss (A)	NR	NR	W, 77-64
3-8	Alabama (H)	NR	NR	W, 66-62

**SEC Tournament - New Orleans**

3-13	Arkansas (N)	NR	NR	W, 85-56
3-14	Florida (N)	NR	#7	W, 65-61
3-15	Mississippi State (N)	NR	NR	L, 61-76

**NCAA Tournament - Birmingham, Ala.**

3-21	Purdue (N)	NR	NR	L, 56-80
------	------------	----	----	----------

**2003-04 RECORD: 18-11, 8-8**

**Coach: John Brady**

Date	Opponent	LSU Rank	Opp Rank	Results
11-6	Global Sports (H)*			L, 64-68
11-17	SE All Stars (H)*			W, 77-64
11-21	Southern (H)	NR	NR	W, 70-59
11-24	McNeese State (H)	NR	NR	W, 87-77
11-26	Troy State (H)	NR	NR	W, 78-69
11-29	La.-Monroe (H)	NR	NR	W, 96-65
12-16	Utah (H)	NR	NR	W, 65-51
12-20	Southern Miss (H)	NR	NR	W, 65-50
12-23	Tulane (H)	NR	NR	W, 67-48

**Nokia Sugar Bowl Classic - New Orleans**

12-27	UAB (N)	NR	NR	W, 78-62
12-30	Houston (A)	NR	NR	L, 52-60
1-3	Centenary (A)	NR	NR	W, 66-63
1-6	Arkansas (A)	NR	NR	W, 66-55
1-10	Alabama (H)	NR	NR	W, 70-66
1-12	UNO (A)	NR	NR	W, 68-60
1-17	Mississippi St. (H)	NR	#20	L, 54-64
1-21	Ole Miss (A)	NR	NR	L, 49-53
1-24	South Carolina (A)	NR	#25	L, 61-55
1-28	Georgia	NR	NR	W, 63-59
1-31	Alabama (A)	NR	NR	W, 60-54
2-4	Tennessee (H)	NR	NR	W, 84-67
2-7	Arkansas (H)	NR	NR	W, 65-52
2-14	Florida (A)	NR	#22	W, 73-70
2-18	Auburn (H)	#24	NR	L, 68-80
2-21	Vanderbilt (A)	NR	NR	L, 54-74
2-25	Miss. State (A)	NR	#7	L, 58-84
2-29	Kentucky (H)	NR	#9	L, 64-70
3-3	Ole Miss (H)	NR	NR	W, 58-45
3-6	Auburn (A)	NR	NR	L, 66-78

**SEC Tournament - Atlanta, Ga.**

3-12	South Carolina (N)	NR	NR	L, 65-84
------	--------------------	----	----	----------

**National Invitation Tournament**

3-17	Oklahoma (A)	NR	NR	L, 61-70
------	--------------	----	----	----------

\* Exhibition

**SEC Western Division Champions**

**2004-05 RECORD: 20-10, 12-4**

**Coach: John Brady**

Date	Opponent	LSU Rank	Opp Rank	Results
11-9	EA All-Stars (H)*			W, 62-52
11-15	Houston Sports (H)*			W, 124-78
11-19	Tulane (H)	NR	NR	W, 83-58
11-21	La.-Lafayette (H)	NR	NR	W, 63-59
11-24	New Orleans (H)	NR	NR	W, 95-79
11-27	West Virginia (H)	NR	NR	L, 69-84
12-11	Northwestern St. (H)	NR	NR	W, 83-74
12-13	McNeese State (H)	NR	NR	W, 82-79
12-18	Southern Miss (A)	NR	NR	L, 84-88
12-21	Houston (A)	NR	NR	L, 72-81
12-30	Florida State (N)	NR	NR	W, 67-50

**Nokia Sugar Bowl Classic - New Orleans**

12-30	Florida State (N)	NR	NR	W, 67-50
-------	-------------------	----	----	----------

1-3	Utah (A)	NR	NR	L, 56-69
1-8	Alabama (A)	NR	#19	L, 58-73
1-12	South Carolina (H)	NR	NR	W, 79-64
1-15	Ohio State (H)	NR	NR	W, 113-101
1-19	Arkansas (H)	NR	NR	W, 66-63
1-22	Kentucky (H)	NR	#8	L, 58-89
1-26	Ole Miss (H)	NR	NR	W, 70-60
1-29	Mississippi State (H)	NR	#22	W, 69-62
2-2	Georgia (A)	NR	NR	W, 95-79
2-5	Tennessee (A)	NR	NR	L, 55-77
2-9	Auburn (H)	NR	NR	W, 90-69
2-12	Arkansas (A)	NR	NR	L, 62-65
2-16	Mississippi State (A)	NR	NR	W, 80-72
2-19	Florida (H)	NR	#24	W, 77-73
2-22	Alabama (H)	NR	#14	W, 61-59
2-26	Auburn (A)	NR	NR	W, 77-64
3-2	Ole Miss (A)	NR	NR	W, 58-53
3-5	Vanderbilt (H)	NR	NR	W, 81-69

**SEC Tournament -- Atlanta, Ga.**

3-11
------

# Series Records

INTRO

THIS IS LSU

TIGERS

COACHES

REVIEW

PREVIEW

RECORDS

HISTORY

LSU

MEDIA

## Alabama (64-94)

Jan. 1916	H	L	25-39
Jan. 1916	H	L	25-44
Feb. 1916	A	W	25-18
Jan. 1917	H	W	34-7
Feb. 1917	A	W	38-9
Feb. 9, 1918	A	W	28-25
Feb. 9, 1920	A	W	30-11
Feb. 23, 1920	H	W	44-19
Feb. 12, 1924	A	L	8-44
Jan. 25, 1926	A	L	15-26
Jan. 26, 1926	A	W	28-22
Jan. 1929	A	L	16-38
Jan. 1929	A	L	28-37
Feb. 3, 1930	A	L	20-37
Feb. 4, 1930	A	L	22-28
Jan. 22, 1931	H	L	26-40
Jan. 23, 1931	H	L	28-37
Jan. 22, 1932	A	L	25-34
Jan. 23, 1932	A	L	25-37
Jan. 4, 1933	H	W	32-27
Jan. 5, 1933	H	L	36-40
Jan. 12, 1934	A	L	33-36
Jan. 13, 1934	A	L	29-37
Jan. 7, 1935	H	W	34-32
Jan. 8, 1935	H	W	41-39
Jan. 10, 1936	A	L	25-37
Jan. 11, 1936	A	L	34-43
Feb. 28, 1936	Knox	L	30-52
Jan. 6, 1937	H	W	43-33
Jan. 7, 1937	H	W	47-27
Feb. 7, 1938	A	L	33-41
Feb. 8, 1938	A	L	32-33
Jan. 6, 1939	H	W	33-29
Jan. 7, 1939	H	L	30-39
Jan. 15, 1940	A	W	33-28
Feb. 29, 1940	Knox	L	25-51
Jan. 6, 1941	H	W	37-28
Jan. 13, 1941	A	L (ot)	32-36
Jan. 12, 1942	A	L	28-40
Feb. 27, 1942	Lville	L (ot)	31-45
Jan. 1943	A	W	32-29
Jan. 1943	A	W	36-32
Jan. 26, 1943	Lville	W	47-41
Jan. 14, 1946	A	W	48-26
Jan. 16, 1946	H	W	44-30
Jan. 13, 1947	A	L	38-45
Feb. 7, 1947	H	W	54-43
Jan. 27, 1948	A	L	43-49
March 1, 1948	H	L	32-37
Jan. 20, 1949	H	W	51-44
Feb. 5, 1949	A	L	45-56
Jan. 20, 1950	SA	W	64-58
Feb. 3, 1950	H	L	52-60
Dec. 23, 1951	A	L	69-94
Dec. 8, 1951	H	W	68-61
Dec. 17, 1952	A	W	58-45
Feb. 22, 1954	H	W	79-61
Feb. 21, 1955	A	L	51-71
Feb. 1956	H	L	59-77
Feb. 18, 1957	A	L	70-82
Dec. 20, 1957	Char	L	50-60
Feb. 1958	H	W	58-49
Feb. 16, 1959	A	L	84-89
Feb. 15, 1960	H	W	66-53
Feb. 20, 1961	A	L	60-68
Dec. 16, 1961	Birm	W	72-63
Feb. 19, 1962	H	W	69-60
Feb. 18, 1963	A	L	71-75
Feb. 17, 1964	H	L	70-72
Feb. 6, 1965	H	W	67-64
Feb. 1965	A	L	78-90
Feb. 7, 1966	A	L	62-66
Feb. 19, 1966	H	L	73-81
Jan. 14, 1967	A	L (ot)	74-76
Feb. 18, 1967	H	L	77-86
Dec. 30, 1967	H	W	81-70
Feb. 17, 1968	A	W	99-89
Jan. 4, 1968	A	L	82-85
Feb. 8, 1968	H	W	81-75
Jan. 3, 1970	H	W	90-83

Feb. 7, 1970	A	L	104-106
Jan. 4, 1971	A	L	87-101
Feb. 6, 1971	H	W	107-78
Jan. 10, 1972	H	L	80-101
Feb. 12, 1972	A	L (ot)	99-103
Jan. 6, 1973	A	L	66-77
Feb. 10, 1973	H	W	72-70
Jan. 19, 1974	H	L (ot)	79-80
Feb. 18, 1974	A	L	87-99
Jan. 18, 1975	A	L	67-93
Feb. 17, 1975	H	L	76-80
Jan. 17, 1976	A	L	75-113
Feb. 14, 1976	H	L	74-78
Jan. 8, 1977	A	L	77-80
Feb. 5, 1977	H	L (ot)	70-77
Jan. 4, 1978	A	L	67-70
March 6, 1978	H	W	103-85
Jan. 10, 1979	A	L	76-90
Feb. 22, 1979	H	W	86-88
Jan. 7, 1980	H	L	56-57
Feb. 6, 1980	A	W (ot)	68-66
Feb. 29, 1980	Birm	W	73-66
Jan. 14, 1981	A	W	59-56
Feb. 11, 1981	H	W	70-57
Jan. 13, 1982	A	L	86-109
Feb. 10, 1982	H	W	73-68
Jan. 22, 1983	A	L	70-75
Feb. 19, 1983	H	L	67-71
Jan. 21, 1984	H	W	85-84
Feb. 17, 1984	A	L (ot)	49-51
March 11, 1984	Nash	L (ot)	70-72
Dec. 30, 1984	H	W	63-61
Jan. 9, 1985	A	L	67-89
Jan. 9, 1986	A	L	67-83
Feb. 9, 1986	H	L	71-80
Jan. 15, 1987	A	L	65-69
Feb. 14, 1987	H	L	52-60
March 8, 1987	Atl	L	62-69
Jan. 20, 1988	H	W	67-52
Feb. 20, 1988	A	L	59-72
Jan. 21, 1989	H	W	80-76
Feb. 22, 1989	A	L	72-87
Jan. 21, 1990	A	L	55-70
Feb. 21, 1990	H	W	75-69
Jan. 15, 1991	A	W	90-80
Feb. 17, 1991	H	W	88-81
Jan. 14, 1992	A	W	89-81
Jan. 29, 1992	H	W	73-65
Jan. 6, 1993	A	L	67-77
Feb. 23, 1993	H	W	76-68
Jan. 19, 1994	H	L	67-71
Feb. 8, 1994	A	L	66-75
Jan. 17, 1995	A	W	74-61
Feb. 11, 1995	H	L	66-74
Jan. 6, 1996	H	W	99-77
Feb. 17, 1996	A	L	73-76
Jan. 25, 1997	A	L	66-75
Feb. 15, 1997	H	L	72-78
Jan. 7, 1998	H	L	57-60
Feb. 21, 1998	A	L	60-69
Jan. 15, 1999	H	W	71-70
Feb. 10, 1999	A	L (3ot)	71-72
Jan. 5, 2000	H	W	78-66
Feb. 5, 2000	A	W	93-60
Jan. 6, 2001	H	L	73-82
Feb. 3, 2001	A	L	66-76
Jan. 5, 2002	A	L	74-76
Feb. 2, 2002	H	L	48-57
Feb. 1, 2003	A	L	74-76
March 8, 2003	H	W	66-62
Jan. 10, 2004	H	W	70-66
Jan. 31, 2004	A	W	60-54
Jan. 8, 2005	A	L	58-73
Feb. 22, 2005	H	W	61-59
Jan. 21, 2006	H	W	68-57
Feb. 11, 2006	A	L	62-67
Jan. 9, 2007	A	L	61-71
Jan. 31, 2007	H	L	70-73

Knox = Knoxville, Tenn.  
Lville = Louisville, Ky.  
SA = San Antonio, Texas  
Char = Charlotte, N.C.

Birm = Birmingham, Ala.  
Nash = Nashville, Tenn.  
Atl = Atlanta, Ga.  
**LSU at home: LSU leads, 43-28**  
**at Alabama: Alabama leads, 60-17**  
**at Neutral sites: Alabama leads, 6-4**

## UAB (1-1)

Dec. 27, 2003	NO	W	78-62
March 17, 2005	Boise	L	68-82

NO = New Orleans, La.

## Alcorn State (2-0)

March 9, 1980	Den	W	98-88
Dec. 11, 1999	H	W	71-64

Den = Denton, Texas

## Alexandria AB (1-3)

Jan. 8, 1944	H	L	24-28
Feb. 11, 1944	A	W	42-29
Jan. 1945	A	L	31-55
Jan. 5, 1945	H	L	54-63

**LSU at home: Alexandria leads, 2-0**  
**at Alexandria: Tied, 1-1**

## Algiers Navy (1-0)

Feb. 17, 1945	H	W	84-69
---------------	---	---	-------

## Appalachian State (1-0)

March 10, 1979	Blm	W	71-57
----------------	-----	---	-------

Blm = Bloomington, Ind.

## Arizona (3-3)

Dec. 8, 1990	H	W	92-82
Dec. 7, 1991	A	L	67-87
Feb. 13, 1999	A	L	71-78
Jan. 29, 2000	H	W	86-60
Dec. 20, 2000	A	L	75-88
Dec. 21, 2002	H	W	66-65

LSU at home: LSU leads, 3-0  
at Arizona: Arizona leads, 3-0

## Arkansas (18-26)

Dec. 9, 1949	H	W	62-46
Feb. 15, 1951	LR	L	50-64
Dec. 9, 1958	Sport	W	67-58
Dec. 21, 1961	Sport	L (ot)	81-84
Dec. 19, 1963	LR	W	72-70
Dec. 29, 1977	H	L	62-67
Dec. 20, 1979	LR	W	56-55
Nov. 29, 1980	Anch	L	76-86
March 20, 1981	NO	W	72-56
Jan. 11, 1992	H	L	90-101
March 3, 1992	A	L (ot)	92-106
Feb. 2, 1993	H	L	79-91
March 3, 1993	A	L	75-88
Jan. 11, 1994	A	L	83-84
March 2, 1994	H	L (ot)	105-108
Jan. 31, 1995	A	L	81-105
Feb. 22, 1995	H	L	90-92
Jan. 30, 1996	A	L	68-76
March 2, 1996	H	L	79-94
Jan. 11, 1997	A	L	59-82
March 1, 1997	H	W	66-64
Jan. 4, 1998	A	L	59-62
Jan. 28, 1998	H	L	68-85
Jan. 2, 1999	H	L	75-80
Jan. 27, 1999	A	L	64-86
Jan. 26, 2000	H	W	96-75
Feb. 19, 2000	A	W	78-67
Mar. 11, 2000	Atl	L	67-69
Jan. 27, 2001	H	L	52-59
Feb. 17, 2001	A	L	70-87
March 9, 2001	Nash	L	72-77
Jan. 13, 2002	H	W	75-69
Feb. 16, 2002	A	W	67-63
Jan. 22, 2003	A	L	65-73
Feb. 22, 2003	H	W	75-56
Mar. 13, 2003	NO	W	85-56
Jan. 6, 2004	A	W	66-55

Feb. 7, 2004	H	W	65-52
Jan. 19, 2005	H	W (ot)	66-63
Feb. 12, 2005	A	L	62-65
Jan. 11, 2006	A	W	63-58
Feb. 8, 2006	H	W	78-77
Jan. 20, 2007	A	L	52-72
Feb. 10, 2007	H	W	71-67

LR = Little Rock, Ark.

Sport = Shreveport, La.

Anch = Anchorage, Alaska

NO = New Orleans, La.

Nash = Nashville, Tenn.

**LSU at home: Tied, 9-9**

**At Arkansas: Arkansas leads, 12-4**

**at Neutral Sites: Tied, 5-5**

## Ark.-Monticello (1-0)

Dec. 22, 2006	LV	W	75-48
---------------	----	---	-------

LV = Las Vegas, Nev.

## Arkansas State (2-1)

Dec. 4, 1986	H	W	73-61
Dec. 19, 1988	A	L	52-66
Dec. 18, 1990	H	W	98-74

## Army (1-1)

March 21, 1970	MSG	L	68-75
Dec. 21, 1978	MSG	W	83-77

MSG = Madison Square Garden, NY

## Atlanta AC (0-1)

1916	A	L	16-64
------	---	---	-------

## Auburn (79-57)

Feb. 10, 1912	A	L	15-38
1916	A	L	23-24
1917	A	W	37-12
Jan. 18, 1918	H	W	43-31
Jan. 19, 1918	H	W	34-27
Feb. 13, 1920	A	L	21-33
Jan. 1929	A	W	45-28
Jan. 1929	A	W	65-28
Feb. 7, 1930	H	W	44-27
Feb. 8, 1930	H	W	49-45
Feb. 8, 1932	H	L	34-48
Feb. 9, 1932	H	L	30-34
Feb. 27, 1932	Atl	L	

Jan. 8, 1966	H	L	66-74
Jan. 3, 1967	A	L	59-70
Feb. 8, 1967	H	L	63-80
Jan. 3, 1968	H	W	76-72
Feb. 7, 1968	A	L	69-74
Jan. 11, 1969	A	L	71-90
Feb. 15, 1969	H	W	93-81
Jan. 10, 1970	H	L	70-79
Feb. 16, 1970	A	W	70-64
Jan. 9, 1971	A	W	106-92
Feb. 15, 1971	H	W	114-94
Jan. 15, 1972	H	L	73-77
Feb. 14, 1972	A	L	77-85
Jan. 13, 1973	A	W	79-60
Feb. 12, 1973	H	W	76-74
Jan. 26, 1974	A	W	87-76
Feb. 25, 1974	H	L	89-96
Jan. 25, 1975	H	L	78-87
Feb. 24, 1975	A	L	96-110
Jan. 3, 1976	H	L	86-102
March 6, 1976	A	L	80-90
Jan. 29, 1977	H	W	77-73
Feb. 26, 1977	A	W	86-76
Jan. 23, 1978	H	W	90-79
Feb. 20, 1978	A	W (ot)	101-95
Jan. 15, 1979	H	W	94-82
Feb. 12, 1979	A	W	78-68
Jan. 16, 1980	H	W	93-82
Feb. 13, 1980	A	W	50-44
Jan. 21, 1981	A	W	74-64
Feb. 18, 1981	H	W	58-47
Jan. 20, 1982	H	W	69-68
Feb. 17, 1982	A	L	72-82
Jan. 29, 1983	H	L	62-64
Feb. 26, 1983	A	W	87-61
Jan. 27, 1984	A	L	78-80
Feb. 25, 1984	H	W	81-80
Jan. 26, 1985	H	W	80-62
Feb. 27, 1985	A	W	78-73
March 7, 1985	Birm	L	55-58
Feb. 4, 1986	A	W	63-61
Feb. 26, 1986	H	L	86-92
Jan. 28, 1987	H	W	75-73
March 1, 1987	A	L	62-100
Feb. 3, 1988	A	W	78-69
March 5, 1988	H	L	80-89
Jan. 7, 1989	H	W	104-77
Feb. 8, 1989	A	W	104-91
Jan. 6, 1990	A	W	77-70
Feb. 7, 1990	H	W	82-71
March 9, 1990	Orl	L	76-78
Jan. 12, 1991	A	W	96-84
Feb. 13, 1991	H	W	98-61
March 8, 1991	Nash	L	77-92
Jan. 8, 1992	A	W	87-70
Feb. 22, 1992	H	W	99-82
Jan. 9, 1993	H	W	87-81
Feb. 13, 1993	A	W	75-73
Jan. 8, 1994	H	W	83-72
Feb. 12, 1994	A	L	83-111
Jan. 11, 1995	A	W	76-73
Feb. 25, 1995	H	W	89-78
Jan. 21, 1996	A	L	87-95
Feb. 24, 1996	H	W	93-67
Jan. 22, 1997	H	W	75-59
Feb. 8, 1997	A	L	72-76
Jan. 14, 1998	H	W	59-54
Feb. 14, 1998	A	L	44-66
Jan. 9, 1999	H	L	70-73
Feb. 6, 1999	A	L	54-80
Feb. 9, 2000	H	W	83-68
March 1, 2000	A	W	55-53
Jan. 13, 2001	A	L	69-85
Feb. 10, 2001	H	L	65-76
Jan. 19, 2002	H	W	75-58
March 2, 2002	A	W	59-54
Feb. 8, 2003	A	L	54-56
Feb. 26, 2003	H	W	94-63
Feb. 18, 2004	H	L	68-80
March 6, 2004	A	L	66-78
Feb. 9, 2005	H	W	90-69
Feb. 26, 2005	A	W	77-64

Mar. 11, 2005	Atl	W	89-58
Feb. 1, 2006	H	W	84-69
Feb. 18, 2006	A	W	65-61
Jan. 13, 2007	H	W	65-63
Feb. 28, 2007	A	L	68-80
Atl = Atlanta, Ga. Lville = Louisville, Ky. Birm = Birmingham, Ala. Orl = Orlando, Fla. Nash = Nashville, Tenn.			
<b>LSU at home: LSU leads, 43-20</b> <b>at Auburn: Auburn leads, 32-31</b> <b>at Neutral Sites: Auburn leads, 5-4</b>			

## Ball State (0-1)

March 19, 2002	H	L	65-75
----------------	---	---	-------

## Barksdale AFB (1-1)

Jan. 28, 1944	H	L	44-47
Feb. 14, 1944	A	W	46-41

## Baton Rouge HS (1-0)

Feb. 18, 1909	H	W	36-14
---------------	---	---	-------

## Baylor (3-4)

Feb. 23, 1921	A	L	20-32
Feb. 24, 1921	A	W	34-33
Dec. 14, 1946	H	W	61-34
Dec. 19, 1956	H	W	84-76
Dec. 5, 1964	H	L	72-84
Jan. 7, 1971	H	L	83-90
Dec. 6, 1971	A	L	77-81

**LSU at home: Tied, 2-2**  
**at Baylor: Baylor leads, 2-1**

## Baytown (Humble) (1-0)

1941	A	W	54-44
------	---	---	-------

## Belmont (1-0)

Dec. 29, 1998	H	W	82-63
---------------	---	---	-------

## Bergstrom Field (1-0)

Feb. 5, 1944	H	W	53-46
--------------	---	---	-------

## Bessemer AC (0-2)

Feb. 10, 1911	A	L	17-37
Feb. 9, 1912	A	L	20-42

## Birmingham AC (3-4)

Feb. 9, 1911	A	L	17-45
Feb. 8, 1912	A	L	7-54
Feb. 1916	A	L	30-39
Feb. 1917	A	W	37-13
Feb. 8, 1918	A	L	23-33
Feb. 8, 1918	A	W	33-22
Feb. 10, 1920	A	W	28-19

## Birmingham High (1-0)

Feb. 11, 1911	A	W	23-21
---------------	---	---	-------

## Birmingham Southern (4-0)

Dec. 5, 1951	H	W	77-40
Dec. 5, 1952	H	W	98-38
Dec. 6, 1956	H	W	60-59
Dec. 4, 1958	H	W	79-72

## Birmingham YMCA (1-0)

Feb. 11, 1911	A	W	23-21
---------------	---	---	-------

## Bogalusa (1-0)

Dec. 16, 1940	H	W	52-43
---------------	---	---	-------

## Boston University (2-0)

Dec. 30, 1973	H	W	102-64
Dec. 28, 1979	H	W	92-72

## Brigham Young (1-1)

Dec. 1960	Gville	L	57-67
March 19, 1992	Boise	W	94-83
Gville = Greenville, S.C. Boise = Boise, Idaho			

## Brigham Young-Hawaii (2-0)

Nov. 30, 1985	A	W	89-71
Dec. 31, 1986	A	W	85-70

## California (2-1)

Nov. 29, 1975	H	W	85-68
Dec. 22, 1976	A	W	69-67
March 18, 1993	Chi	L	64-66
Chi = Chicago, Ill.			

## UCLA (0-8)

Dec. 30, 1950	A	L	66-95
Dec. 27, 1965	A	L	89-95
Dec. 23, 1969	A	L	84-133
Dec. 23, 1981	NO	L	76-83
Dec. 20, 1982	A	L	68-82
Dec. 18, 1993	A	L	80-100
Dec. 17, 1994	H	L	72-92
April 1, 2006	Ind	L	45-59

NO = New Orleans, La.  
Ind = Indianapolis, Ind.  
**LSU at home: UCLA leads, 1-0**  
**at UCLA: UCLA leads, 5-0**  
**at Neutral Sites: UCLA leads, 2-0**

## Cal State-L.A. (1-0)

Dec. 8, 1989	H	W	82-57
--------------	---	---	-------

## Campbell (2-0)

Dec. 16, 1992	H	W	93-71
Nov. 17, 2002	H	W	83-59

## Camp Livingston (1-0)

Jan. 1943	H	W	101-50
-----------	---	---	--------

## Camp Polk (1-0)

Jan. 13, 1945	H	W	56-44
---------------	---	---	-------

## Camp Van Dorn (2-0)

Jan. 12, 1944	H	W	51-15
Feb. 8, 1944	A	W	42-38

## Canisius (0-2)

Dec. 21, 1946	A	L	50-59
Dec. 13, 1947	A	L	44-59

## Centenary (7-1)

Dec. 21, 1914	A	W	38-17
Dec. 28, 1956	A	L	75-83
Dec. 19, 1995	H	W	65-63
Nov. 24, 1997	H	W	59-41
Dec. 21, 1999	A	W	80-52
Jan. 17, 2001	H	W	85-44
Jan. 15, 2003	H	W	112-65
Jan. 3, 2004	A	W	66-63

## Central Conn. State (1-0)

Jan. 20, 1993	H	W	86-53
---------------	---	---	-------

## City College-N.Y. (1-0)

Nov. 28, 1975	H	W	109-73
---------------	---	---	--------

## Chaminade (2-0)

Nov. 26, 1982	A	W	75-62
Dec. 29, 1988	A	W	94-79

## Chapman (1-0)

Dec. 7, 1990	H	W	101-68
--------------	---	---	--------

## Clemson (3-2)

Dec. 28, 1955	Jville	L	95-100
Dec. 29, 1966	Gville	L	82-92
Jan. 24, 1968	H	W	104-81
Dec. 7, 1968	A	W	86-85
Dec. 20, 1969	A	W	111-103
Jville = Jacksonville, Fla. Gville = Greenville, S.C.			

## Cleveland State (1-0)

Dec. 18, 1982	H	W	115-77
---------------	---	---	--------

## Colgate (2-0)

Dec. 29, 1978	H	W	100-73
Nov. 28, 1980	Anch	W	79-61
Anch = Anchorage, Alaska			

## Columbus AC (Ga) (0-1)

Feb. 1916	A	L	21-42
-----------	---	---	-------

## Connecticut (1-2)

March 14, 1991	Minn	L	62-79
Jan. 7, 2006	A	L	66-67
Jan. 6, 2007	H	W	66-49
Minn = Minneapolis, Minn.			

## Coppin State (0-1)

Dec. 22, 1994	H	L	66-69
---------------	---	---	-------

## Cornell (3-0)

Dec. 28, 1962	Mia	W	55-48
Dec. 23, 1975	H	W	87-71
Dec. 30, 1995	H	W	70-60
Mia = Miami, Fla.			

## Corpus Christi (0-1)

Feb. 13, 1946	H	L	46-51
---------------	---	---	-------

## Creighton (0-1)

Dec. 30, 1964	OKC	L	79-93
OKC = Oklahoma City, Okla.			

## Dayton (0-2)

March 16, 1984	SLC	L	66-74
Nov. 26, 1995	Haw	L	73-86
SLC = Salt Lake City, Utah Haw = Honolulu, Hawaii			

## Delaware (1-0)

Dec. 29, 1979	H	W	92-64
---------------	---	---	-------

## Delaware State (1-0)

Dec. 3, 2002	H	W	65-44
--------------	---	---	-------

## Denison (1-0)

Jan. 1, 1987	Haw	W	99-45
Haw = Honolulu, Hawaii			

## Denver (1-0)

Dec. 18, 1964	Evan	W	88-82
Evan = Evansville, Ind.			

## DePaul (3-3)

Feb. 5, 1940	A	L	28-53
Dec. 26, 1970	OKC	W	91-72
Dec. 30, 1975	H	L	67-70
Dec. 21, 1977	H	W	68-67
Jan. 20, 1980	A	L	75-78
March 20, 1987	Cinn	W	63-58
OKC = Oklahoma City, Okla. Cinn = Cincinnati, Ohio			

**LSU at home: Tied, 1-1**  
**at DePaul: DePaul leads, 2-0**  
**at Neutral Sites: LSU leads, 2-0**

# Series Records

INTRO

THIS IS LSU

TIGERS

COACHES

REVIEW

PREVIEW

RECORDS

HISTORY

LSU

MEDIA

## Drake (1-0)

Jan. 2, 1993 H W 94-86

## Duke (2-5)

March 3, 1930 Atl L 34-43  
 Dec. 1960 A L (ot) 74-80  
 Dec. 20, 1974 Col W 105-95  
 Feb. 10, 1991 A L 70-88  
 Feb. 8, 1992 H L 67-77  
 Dec. 22, 1992 Maui L 67-96  
 Mar. 23, 2006 Atl W 62-54

Atl = Atlanta, Ga.  
 Col = Columbia, S.C.  
 Maui = Maui, Hawaii

**LSU at home: Duke leads, 1-0  
 at Duke: Duke leads, 2-0  
 at Neutral Sites: Tied, 2-2**

## Duquesne (1-0)

Dec. 30, 1968 OKC W 94-91  
 OKC = Oklahoma City, Okla.

## Dupont-Ethyl (1-0)

Jan. 20, 1945 H W 82-52

## Evansville (0-1)

Dec. 19, 1964 A L 73-93

## Farleigh-Dickinson (1-0)

Dec. 22, 1975 H W 93-70

## Florida (58-37)

Feb. 28, 1947 Lville W 60-45  
 Jan. 5, 1948 H L 36-38  
 Dec. 11, 1948 A W 52-50  
 Dec. 17, 1949 H W 73-49  
 March 2, 1950 Lville W 66-57  
 Dec. 9, 1950 A W 77-59  
 Feb. 23, 1952 H W 65-57  
 March 1952 Lville W 77-69  
 Feb. 10, 1953 A W 68-56  
 Jan. 11, 1954 H W 91-59  
 Jan. 10, 1955 A L 73-78  
 Jan. 1956 H W 91-90  
 Jan. 8, 1957 A L 50-74  
 Jan. 1958 H L 57-81  
 Jan. 5, 1959 A L 63-69  
 Jan. 2, 1960 H L 63-73  
 Jan. 1961 A L 75-79  
 Jan. 6, 1962 H W 74-57  
 Jan. 5, 1963 A W 72-63  
 Jan. 6, 1964 H W 87-65  
 Jan. 4, 1965 A L 62-102  
 Feb. 28, 1966 H W 86-73  
 Jan. 7, 1967 H L 70-87  
 Feb. 11, 1967 A L 71-95  
 Jan. 6, 1968 A L 90-97  
 Feb. 10, 1968 H W (ot) 93-92  
 Dec. 18, 1968 H W (ot) 93-89  
 Feb. 12, 1969 A L 79-95  
 Feb. 4, 1970 A W 97-75  
 Feb. 11, 1970 H W 94-85  
 Dec. 18, 1970 H W 87-77  
 Feb. 10, 1971 A W 86-74  
 Dec. 22, 1971 A L 81-92  
 Jan. 24, 1972 H W 84-73  
 Dec. 22, 1972 H W 67-54  
 Jan. 22, 1973 A L 70-73  
 Jan. 7, 1974 A L 68-72  
 Feb. 9, 1974 H W 102-81  
 Jan. 6, 1975 H W 92-91  
 Feb. 8, 1975 A L 76-92  
 Jan. 5, 1976 H W 85-79  
 March 8, 1976 A L 81-94  
 Jan. 31, 1977 H L 68-83  
 Feb. 28, 1977 A W 79-74  
 Jan. 21, 1978 H L 70-74  
 Feb. 18, 1978 A L 72-73  
 Jan. 13, 1979 H W 80-72  
 Feb. 10, 1979 A W (ot) 88-82  
 Dec. 1, 1979 H W 112-81

Jan. 26, 1980 A W 66-58  
 Feb. 28, 1980 Birm W 95-82  
 Jan. 3, 1981 A W 92-66  
 Jan. 31, 1981 H W 92-75  
 March 5, 1981 Birm W 85-73  
 Jan. 2, 1982 H W 61-60  
 Jan. 30, 1982 A W 61-59  
 Feb. 1, 1983 H W 78-69  
 Feb. 28, 1983 A W (ot) 91-87  
 Feb. 1, 1984 A L 60-78  
 Feb. 27, 1984 H W 77-73  
 Jan. 23, 1985 H W 86-68  
 Feb. 23, 1985 H W 61-59  
 Jan. 22, 1986 A L 65-74  
 Feb. 22, 1986 H W 80-69  
 March 6, 1986 Lex W 72-66  
 Dec. 16, 1986 A L 75-96  
 Jan. 21, 1987 H L 51-75  
 March 6, 1987 Atl W 72-66  
 Jan. 27, 1988 A L 50-61  
 March 6, 1988 H W 86-69  
 Dec. 10, 1988 A W 111-101  
 March 1, 1989 H L 95-104  
 Jan. 27, 1990 H W 70-52  
 Feb. 27, 1990 A L 63-76  
 Jan. 26, 1991 H W 76-66  
 Feb. 27, 1991 A W 79-66  
 Feb. 5, 1992 A W 70-50  
 Jan. 16, 1993 H W 85-51  
 Jan. 5, 1994 A L 73-74  
 Jan. 3, 1995 H W 70-66  
 Jan. 27, 1996 A L 70-73  
 Jan. 7, 1997 H W (ot) 88-82  
 Jan. 17, 1998 A W 66-63  
 Jan. 20, 1999 H L 58-77  
 Mar. 4, 1999 Atl L 75-97  
 Jan. 12, 2000 A L 57-82  
 Feb. 13, 2001 H L (ot) 74-81  
 Jan. 16, 2002 A L 70-102  
 Jan. 28, 2003 H L 53-70  
 March 14, 2003 NO W 65-61  
 Feb. 14, 2004 A W 73-70  
 Feb. 19, 2005 H W 77-73  
 Feb. 11, 2006 A L 62-71  
 Mar. 11, 2006 Nv L 65-81  
 Feb. 24, 2007 H W 66-56

Lville = Louisville, Ky.  
 Birm = Birmingham, Ala.  
 Lex = Lexington, Ky.  
 Atl = Atlanta, Ga.  
 NO = New Orleans  
 NV = Nashville, Tenn.

**LSU at home: LSU leads, 33-11  
 at Florida: Florida leads, 24-17  
 at Neutral Sites: LSU leads, 8-2**

## Florida State (3-2)

Dec. 1957 H W 67-51  
 Dec. 27, 1958 A L 67-82  
 Dec. 1, 1959 H W 89-78  
 Dec. 16, 1967 Mil L 100-130  
 Dec. 30, 2004 NO W 67-50  
 Mil = Milwaukee, Wis.  
 NO = New Orleans, La.

## Fordham (1-0)

Dec. 28, 1953 NO W 65-49  
 NO = New Orleans, La.

## Fresno State (1-2)

Dec. 28, 1996 H W# 79-75  
 Nov. 26, 1997 A L 65-90  
 Nov. 28, 1999 Hon W 95-85  
 # - Game forfeited by NCAA  
 Hon = Honolulu, Hawaii

## Furman (0-1)

Dec. 1960 A L (3ot) 55-56

## George Mason (1-0)

Dec. 3, 1994 H W 127-104

## Georgetown (4-2)

March 15, 1970 NYC W 83-82  
 Jan. 6, 1972 H W 90-71  
 Nov. 30, 1980 Anch W 76-67  
 Feb. 2, 1986 A L 72-74  
 March 18, 1988 Hford L 63-66  
 Jan. 28, 1989 NO W 82-80

## Georgia (57-40)

Feb. 11, 1920 A L 15-32  
 Dec. 23, 1935 H W 46-34  
 March 2, 1939 Knox W 50-28  
 Jan. 1943 A W 54-39  
 March 2, 1946 Lville W 60-41  
 Feb. 6, 1951 A L 65-68  
 Jan. 18, 1952 H W 98-60  
 Jan. 19, 1953 A W 55-50  
 Jan. 8, 1954 H W 97-62  
 Jan. 9, 1954 H W 100-53  
 Jan. 8, 1955 A L (ot) 70-76  
 Dec. 29, 1955 Jville W 91-86  
 Jan. 7, 1956 H W 96-77  
 Jan. 6, 1957 A L 70-78  
 Jan. 1958 H L 56-59  
 Dec. 29, 1958 Jville W 63-60  
 Jan. 3, 1959 A W 79-66  
 Dec. 29, 1959 Jville L 67-79  
 Jan. 4, 1960 H W 81-77  
 Jan. 1961 A L 66-80  
 Jan. 8, 1962 H W 76-57  
 Jan. 7, 1963 A L (ot) 67-76  
 Jan. 4, 1964 H W 81-63  
 Jan. 2, 1965 H W 70-69  
 Jan. 1, 1966 A L 52-82  
 Jan. 9, 1967 H W 87-85  
 Feb. 13, 1967 A L 65-78  
 Jan. 8, 1968 A W 79-76  
 Feb. 12, 1968 H L 73-78  
 Dec. 21, 1968 H W 98-89  
 March 8, 1969 A W(2ot) 90-80  
 Feb. 18, 1970 H W 88-86  
 March 7, 1970 A W 99-88  
 Dec. 21, 1970 H W 97-76  
 March 6, 1971 A W 69-66  
 Dec. 20, 1971 A L 95-115  
 Jan. 22, 1972 H W 69-68  
 Dec. 16, 1972 H L 62-66  
 Jan. 20, 1973 A W 56-55  
 Jan. 21, 1974 H W 90-83  
 Feb. 23, 1974 A W 84-79  
 Jan. 20, 1975 A W 90-89  
 Feb. 22, 1975 H W (ot) 96-90  
 Jan. 24, 1976 H L 79-83  
 Feb. 21, 1976 A L 70-75  
 Jan. 17, 1977 H W 97-77  
 Feb. 14, 1977 A W 75-69  
 Jan. 7, 1978 H W 96-78  
 Feb. 4, 1978 A W 89-68  
 Jan. 3, 1979 H W 97-75  
 Jan. 27, 1979 A L 88-93  
 Jan. 12, 1980 A L (2ot) 72-73  
 Feb. 9, 1980 H W 96-77  
 Jan. 17, 1981 H W 78-65  
 Feb. 14, 1981 A W 64-62  
 March 6, 1981 Birm L 60-68  
 Jan. 16, 1982 A W 54-53  
 Feb. 13, 1982 H L 51-57  
 Jan. 8, 1983 H W 60-56  
 Feb. 5, 1983 A W 70-59  
 Jan. 5, 1984 A W 81-77  
 Feb. 4, 1984 H W (ot) 69-68  
 Jan. 2, 1985 A W 79-74  
 Feb. 2, 1985 H L 58-59  
 Feb. 1, 1986 A L 76-92  
 Jan. 10, 1987 H L (ot) 63-64  
 Feb. 11, 1987 A L 57-63  
 March 7, 1987 Atl W(2ot) 89-88  
 Jan. 16, 1988 A L 50-59  
 Feb. 17, 1988 H W 63-62  
 Jan. 25, 1989 A W 80-79

Feb. 20, 1989 H W 97-83  
 Jan. 24, 1990 H L (ot) 92-94  
 Feb. 25, 1990 A L 85-86  
 Jan. 7, 1991 H W 83-76  
 Feb. 8, 1991 A W 89-86  
 Feb. 11, 1992 H L 62-64  
 Feb. 27, 1993 A L 78-81  
 Feb. 19, 1994 H L 84-100  
 March 10, 1994 Mem L 70-83  
 Feb. 18, 1995 A L 89-98  
 Feb. 7, 1996 H L 82-85  
 Feb. 22, 1997 A L 59-82  
 March 6, 1997 Mem L 54-75  
 Jan. 24, 1998 H L 52-61  
 Feb. 20, 1999 A L 57-59  
 Jan. 19, 2000 H W 61-57  
 Jan. 21, 2001 A L 63-68  
 March 8, 2001 Nash W 63-62  
 Feb. 23, 2002 H L 54-55  
 March 8, 2002 Atl W 78-76  
 Jan. 5, 2003 H L 63-89  
 Jan. 28, 2004 H W 63-59  
 Feb. 2, 2005 A W 95-79  
 Jan. 25, 2006 H W 81-52  
 Jan. 28, 2007 A L 54-57

Knox = Knoxville, Tenn.  
 Lville = Louisville, Ky.  
 Jville = Jacksonville, Fla.  
 Birm = Birmingham, Ala.  
 Atl = Atlanta, Ga.  
 Mem = Memphis, Tenn.  
 Nash = Nashville, Tenn.

**LSU at home: LSU leads, 30-13  
 at Georgia: Georgia leads, 23-20  
 at Neutral Sites: LSU leads, 7-4**

## Georgia State (1-0)

Dec. 28, 1994 H W 105-70

## Georgia Navy (1-0)

Jan. 1943 A W 50-34

## Georgia Tech (20-14)

Feb. 10, 1927 H W 29-27  
 Feb. 26, 1932 A W 36-33  
 Feb. 4, 1938 H W 47-35  
 Feb. 9, 1939 A L 35-37  
 Feb. 2, 1940 H L 33-34  
 Feb. 10, 1941 A W 43-41  
 Feb. 6, 1942 H W 54-41  
 Jan. 1943 A L 44-45  
 Jan. 10, 1948 H L 40-52  
 Jan. 26, 1948 A W 54-46  
 Jan. 8, 1949 H W 65-59  
 Feb. 7, 1949 A W 72-63  
 March 4, 1949 Lville W 55-53  
 Jan. 6, 1950 H W 63-52  
 Feb. 6, 1950 A L 58-85  
 Jan. 5, 1951 H W 68-49  
 Feb. 4, 1952 A W 73-51  
 Feb. 21, 1953 H W 76-52  
 Feb. 13, 1954 A W 89-54  
 Feb. 12, 1955 H L (ot) 72-79  
 Feb. 13, 1956 A L 74-97  
 Feb. 11, 1957 H L 60-87  
 Feb. 1958 A L 61-88  
 Feb. 9, 1959 H L 63-64  
 Feb. 8, 1960 A L 56-76  
 Feb. 1961 H W 63-50  
 Feb. 10, 1962 A W 52-51  
 Feb. 9, 1963 H W 56-54  
 Feb. 7, 1964 A L 49-51  
 March 20, 1986 A W 70-64  
 Dec. 14, 1986 H W 52-44  
 March 15, 1987 Chi W 85-79  
 Dec. 16, 1987 A L 70-87  
 March 17, 1990 Knox L 91-94  
 Lville = Louisville, Ky.  
 Chi = Chicago, Ill.  
 Knox = Knoxville, Tenn.

**LSU at home: LSU leads, 10-5  
 at Georgia Tech: Tied, 8-8  
 at Neutral Sites: LSU leads, 2-1**

### Grambling State (1-0)

Nov. 20, 2000 H W 112-37

### Gulfport Navy (0-3)

Jan. 20, 1944 A L 40-44  
Jan. 9, 1945 A L 41-73  
Feb. 20, 1945 H L 62-84

### Hammond Air Base (1-0)

Feb. 14, 1945 A W 66-36

### Harding Field (2-1)

Dec. 1942 H W 92-42  
Dec. 20, 1943 A W 54-29  
Jan. 26, 1944 H L 48-50

### Hardin-Simmons (4-0)

Dec. 30, 1947 FtW W 62-46  
Dec. 14, 1985 H W 87-71  
Dec. 19, 1986 H W 77-71  
Dec. 30, 1989 H W 100-66  
FtW = Fort Worth, Texas

### Hawaii (0-1)

Nov. 28, 1982 A L 66-68

### Hawaii-Hilo (2-0)

Dec. 3, 1985 A W 70-61  
Nov. 24, 2001 A W 64-62

### Hawaii-Loa (1-0)

Dec. 2, 1985 A W 77-68

### Hawaii-Pacific (2-0)

Nov. 27, 1982 A W 98-76  
Dec. 1, 1985 A W 101-89

### Holy Cross (1-1)

March 14, 1953 Ral W 81-73  
Dec. 29, 1953 NO L 56-66  
Ral = Raleigh, N.C.  
NO = New Orleans, La.

### Houston (5-9)

Dec. 22, 1962 A W 74-73  
Dec. 15, 1965 A L 87-110  
Dec. 27, 1971 A L 66-100  
Dec. 29, 1981 NO L 69-73  
Dec. 6, 1983 H L 91-100  
Dec. 8, 1984 A L 73-81  
Dec. 30, 1997 H W 72-50  
Nov. 30, 1998 A L 55-67  
Nov. 28, 2001 A W 61-59  
Dec. 20, 2001 H W 73-69  
Jan. 8, 2003 H W 80-51  
Dec. 30, 2003 A L 52-60  
Dec. 21, 2004 A L 72-81  
Nov. 29, 2005 H L 83-84  
NO = New Orleans

**LSU at home: LSU leads, 3-2**  
**at Houston: Houston leads, 5-2**  
**at Neutral Sites: Houston leads, 1-0**

### Houston Baptist (1-0)

Dec. 19, 1983 H W 60-59

### Houma Navy (2-0)

Jan. 14, 1944 H W 43-31  
Feb. 3, 1944 A W 36-27

### Howard (1-0)

Dec. 27, 1999 H W 81-55

### Illinois (0-2)

Dec. 22, 1988 H L 100-127  
Dec. 22, 1990 A L 96-102

### Illinois-Chicago (1-0)

Dec. 30, 1986 Hon W 117-84  
Hon = Honolulu, Hawaii

### Indiana (0-5)

March 17, 1953 KC L 67-80  
March 13, 1954 IC L 62-73  
March 28, 1981 Phil L 49-67  
March 22, 1987 Cin L 76-77  
March 21, 1992 Boi L 79-89  
KC = Kansas City, Mo.  
IC = Iowa City, Iowa  
Phil = Philadelphia, Pa.  
Cin = Cincinnati, Ohio  
Boi = Boise, Idaho

### Iona (2-0)

Dec. 22, 1973 H W 105-78  
Mar. 16, 2006 Jv W 80-64  
Jv = Jacksonville, Fla.

### Iowa (2-1)

Dec. 28, 1963 Port W 92-81  
Nov. 26, 1996 Maui W\* 70-60  
March 13, 2002 A W 63-61  
\*Game forfeited by NCAA  
Port = Portland, Ore.  
Maui = Maui, Hawaii

### Jackson AFB (1-0)

Jan. 16, 1945 A W 50-32

### Jacksonville (0-1)

Dec. 30, 1959 A L 63-72

### Jackson State (2-1)

Dec. 22, 1995 H L 76-87  
Dec. 14, 1997 H W 57-49  
Dec. 12, 1998 H W 72-53

### Jefferson College (5-0)

Dec. 1915 H W 55-18  
Dec. 13, 1917 H W 42-18  
Feb. 1, 1919 H W 66-18  
Dec. 30, 1919 H W 46-15  
Dec. 31, 1919 H W 57-24

### Kansas (1-3)

Dec. 12, 1953 H W 68-63  
Dec. 6, 1954 A L 58-83  
Nov. 17, 1989 H L 83-89  
Nov. 25, 1996 Maui L 53-82  
Maui = Maui, Hawaii

### Keesler Field (8-2)

Jan. 8, 1944 A L 53-60  
Feb. 5, 1945 H W 60-57  
Feb. 17, 1945 A L 58-69  
Dec. 18, 1945 A W 78-61  
Jan. 9, 1946 H W 56-39  
Dec. 4, 1946 H W 81-48  
Nov. 28, 1948 H W 85-33  
Dec. 10, 1948 A W 95-42  
Nov. 25, 1949 H W 62-46  
Dec. 6, 1950 H W 72-41

### Kentucky (22-77)

Feb. 22, 1933 Atl L 38-51  
Feb. 26, 1937 Knox L 37-57  
March 3, 1939 Knox L 34-53  
March 3, 1944 Lville L 28-55  
Feb. 1945 Lville L 37-63  
March 2, 1946 N L 36-59  
March 1948 N L 47-63  
Jan. 31, 1951 H L 59-81  
Jan. 5, 1952 A L 47-57  
March 1952 N L 43-44  
March 9, 1954 Nash L 56-63  
Dec. 4, 1954 A L 58-74  
Jan. 17, 1955 H L 62-64  
Dec. 3, 1955 H L 52-62

Jan. 14, 1956 A L 65-107  
Jan. 12, 1957 H L 46-51  
Jan. 1958 A L 52-97  
Jan. 10, 1959 H L 61-76  
Jan. 9, 1960 A L 45-77  
Jan. 1961 H W 73-59  
Jan. 12, 1962 A L 63-84  
Jan. 11, 1963 H L 56-63  
Jan. 10, 1964 A L 84-103  
Jan. 9, 1965 H L 66-79  
Jan. 24, 1966 A L 85-111  
Jan. 28, 1967 A L 72-102  
Feb. 4, 1967 H L 84-105  
Jan. 27, 1968 H L 95-121  
Feb. 3, 1968 A L 96-109  
Jan. 25, 1969 H L 96-108  
Feb. 22, 1969 A L 89-103  
Jan. 24, 1970 A L 96-109  
Feb. 21, 1970 H L 105-121  
Jan. 23, 1971 H L 79-82  
Feb. 20, 1971 A L 73-110  
Jan. 29, 1972 A L 71-89  
Feb. 26, 1972 H W 88-71  
Jan. 27, 1973 H L 71-86  
Feb. 24, 1973 A L 76-94  
Jan. 5, 1974 H W 95-84  
Feb. 4, 1974 A L 70-73  
Jan. 4, 1975 A L 80-115  
Feb. 3, 1975 H L 76-77  
Feb. 2, 1976 A L 71-85  
Feb. 1, 1976 H L 70-85  
Jan. 22, 1977 A L 72-87  
Feb. 19, 1977 H L 76-90  
Jan. 14, 1978 A L 76-96  
Feb. 11, 1978 H W (ot) 95-94  
Jan. 6, 1979 A W 93-89  
Feb. 3, 1979 H W 70-61  
March 2, 1979 Birm L 67-80  
Jan. 28, 1980 A W 65-60  
Feb. 24, 1980 H L (ot) 74-76  
March 1, 1980 Birm W 80-78  
Jan. 19, 1981 H W 81-67  
March 1, 1981 A L 71-73  
Jan. 25, 1982 A L 65-76  
Feb. 27, 1982 H W 94-78  
Jan. 5, 1983 A L 50-52  
March 5, 1983 H W 74-60  
Jan. 7, 1984 H L 80-96  
March 5, 1984 A L 68-90  
Jan. 31, 1985 A L 43-53  
March 2, 1985 H W 67-61  
Jan. 29, 1986 H L 52-54  
March 1, 1986 A L 57-68  
March 7, 1986 A L 58-61  
March 22, 1986 Atl W 59-57  
Jan. 18, 1987 A W 76-41  
Feb. 21, 1987 H W 65-52  
Jan. 23, 1988 H L 61-76  
Feb. 24, 1988 A L 65-92  
March 12, 1988 H L 80-86  
Jan. 14, 1989 A W 64-62  
Feb. 15, 1989 H W 99-80  
Jan. 13, 1990 H W 94-81  
Feb. 15, 1990 A L 95-100  
Jan. 5, 1991 A L 80-93  
Feb. 5, 1991 H W 107-88  
Feb. 2, 1992 H W 74-53  
March 14, 1992 Birm L 74-80  
Jan. 26, 1993 A L 67-105  
March 14, 1993 A L 65-82  
Feb. 15, 1994 H L 95-99  
March 4, 1995 A L 80-127  
Jan. 16, 1996 H L 97-129  
Feb. 12, 1997 A L 48-84  
Feb. 4, 1998 H L 61-63  
Jan. 30, 1999 A L 62-86  
Feb. 13, 2000 H W 70-57  
Feb. 21, 2001 A L 61-84  
Feb. 9, 2002 H L 56-68  
Feb. 15, 2003 A L 57-68  
Feb. 29, 2004 H L 64-70  
Jan. 22, 2005 A L 58-89

Mar. 12, 2005 Atl L (ot) 78-79  
Feb. 25, 2006 H W 71-67  
Feb. 20, 2007 A L 63-70

Atl = Atlanta, Ga.  
Knox = Knoxville, Tenn.  
Lville = Louisville, Ky.  
Nash = Nashville, Tenn.  
Birm = Birmingham, Ala.  
**LSU at home: Kentucky leads, 26-16**  
**at Kentucky: Kentucky leads, 38-4**  
**at Neutral Sites: Kentucky leads, 13-2**

### Lafayette (Pa.) (2-0)

Dec. 19, 1957 Char W 80-72  
Dec. 30, 1996 H W 64-43  
Char = Charlotte, N.C.

### Lamar (3-1)

March 14, 1981 Aus W 100-78  
Dec. 16, 1985 A W 74-57  
Dec. 4, 1989 H W 116-76  
Dec. 1, 1997 H L 64-70  
Aus = Austin, Texas

### Lebanon Valley (1-0)

March 13, 1953 Ral W 89-76  
Ral = Raleigh, N.C.

### Long Island (1-0)

Dec. 15, 1947 A L 47-67

### Louisiana College (28-6)

Dec. 19, 1913 A W 17-15  
Jan. 17, 1914 H W 27-24  
Feb. 1915 H W 30-4  
Jan. 1916 H W 14-11  
Jan. 1916 H W 20-19  
Jan. 1920 A W 35-20  
Jan. 30, 1920 H W 63-19  
Jan. 31, 1920 H W 39-15  
Jan. 13, 1922 H W 52-26  
Jan. 14, 1922 H W 50-22  
Dec. 1922 H W 23-22  
Dec. 1922 H W 33-22  
Jan. 14, 1925 A W 23-17  
Jan. 15, 1925 A L 20-27  
Jan. 28, 1925 H W 39-36  
Jan. 29, 1925 H W 32-31  
Jan. 11, 1926 H W 39-28  
Jan. 12, 1926 H W 44-22  
Jan. 21, 1927 A L 19-35  
Jan. 22, 1927 A W 23-20  
Feb. 10, 1928 H W 47-17  
Feb. 11, 1928 H W 47-22  
Jan. 14, 1929 A W 32-31  
Jan. 15, 1929 A L 43-44  
Jan. 3, 1930 A L 41-53  
Jan. 4, 1930 A L 15-55  
Dec. 7, 1953 H W 128-74  
Dec. 1, 1954 H W 80-63  
Dec. 1, 1955 H L 79-84  
Dec. 3, 1956 H W 89-81  
Dec. 1957 H W 66-62  
Dec. 11, 1958 H W 59-53  
Dec. 4, 1959 H W 73-68  
Dec. 23, 1995 H W 104-65  
**LSU at home: LSU leads, 23-1**  
**at La. College: Tied, 5-5**

### LSU ASTU (2-0)

Feb. 1, 1944 H W 37-25  
Feb. 25, 1944 H W 65-45

### LSU-Shreveport (1-0, exh.)

Nov. 15, 2005 H W 122-58

### Louisiana-Lafayette (34-10)

Jan. 9, 1914 H W 44-7  
Jan. 14, 1915 H W 29-6  
Jan. 15, 1915 H W 39-16  
Dec. 1915 H W 44-14  
Dec. 1915 H W 69-13

# Series Records

- INTRO
- THIS IS LSU
- TIGERS
- COACHES
- REVIEW
- PREVIEW
- RECORDS
- HISTORY
- LSU
- MEDIA

Dec. 1916	A	W	33-20
Dec. 1916	A	L	13-21
Dec. 1916	H	W	50-13
Jan. 11, 1918	A	W	36-7
Jan. 1921	H	W	47-11
Feb. 11, 1921	H	W	61-8
Jan. 10, 1922	H	W	41-8
Jan. 11, 1922	H	W	29-17
Jan. 1923	H	W	25-22
Jan. 19, 1924	H	L	12-15
Jan. 21, 1924	H	L	14-26
Jan. 9, 1925	H	W	30-19
Jan. 10, 1925	H	W	22-17
Jan. 8, 1926	A	W	25-13
Jan. 9, 1926	A	W	31-29
Feb. 21, 1927	H	W	34-22
Feb. 22, 1927	H	W	29-12
Jan. 6, 1928	H	W	40-17
Jan. 7, 1928	H	W	36-17
Jan. 7, 1929	H	W	23-17
Jan. 8, 1929	H	W	29-22
Feb. 11, 1929	A	L	34-36
Feb. 12, 1929	A	L	23-25
Jan. 30, 1931	H	L	26-40
Jan. 31, 1931	H	L	29-34
Jan. 8, 1932	H	W	44-23
Jan. 9, 1932	H	W	50-35
Dec. 18, 1934	H	W	54-30
Dec. 18, 1935	H	W	43-28
Dec. 16, 1936	H	W	44-19
Dec. 13, 1937	H	W	31-26
Dec. 10, 1940	H	L	30-39
Feb. 19, 1944	H	L	40-62
Feb. 21, 1944	H	L	37-60
Jan. 6, 1945	H	W	44-42
Jan. 24, 1945	A	W	59-44
Dec. 4, 2001	H	W	83-65
Nov. 21, 2004	H	W	83-69
Dec. 17, 2005	H	W	81-62

LSU at home: LSU leads, 29-7  
at Lafayette: LSU leads, 5-3

### Louisiana-Monroe (4-0)

Nov. 22, 1991	H	W	77-76
Nov. 20, 2000	H	W	92-49
Nov. 29, 2003	H	W	96-65
Nov. 19, 2006	H	W	88-57

### Louisiana Tech (10-1)

Jan. 30, 1928	H	W	40-23
Jan. 31, 1928	H	W	37-28
Jan. 24, 1930	A	W	37-31
Jan. 25, 1930	A	W	42-27
Jan. 20, 1937	H	W	54-24
Jan. 21, 1937	H	W	35-34
Jan. 17, 1945	A	W	43-38
Feb. 7, 1945	H	W	83-56
Feb. 11, 1946	H	W	58-43
Dec. 6, 1988	H	L (ot)	109-111
Dec. 23, 2007	H	W	68-52

LSU at home: LSU leads, 7-1  
at La. Tech: LSU leads, 3-0

### Louisville (1-8)

Dec. 21, 1948	A	L	44-79
Dec. 22, 1949	A	L	65-75
Dec. 1960	H	L	53-72
Dec. 29, 1961	NO	W	84-70
March 16, 1980	Hou	L	66-86
March 29, 1986	Dal	L	77-88
Dec. 21, 1991	H	L	92-93
Feb. 23, 1994	A	L	64-82
Dec. 7, 1996	Ana	L (ot)	87-93

NO = New Orleans, La.  
Hou = Houston, Texas  
Dal = Dallas, Texas  
Ana = Anaheim, Calif.  
LSU at home Louisville leads, 2-0  
at Louisville: Louisville leads, 3-0  
at Neutral Sites: Louisville leads, 3-1

### Loyola (Chicago) (2-0)

Dec. 6, 1982	H	W	97-80
Nov. 28, 1984	H	W	102-96

### Loyola Marymount (2-0)

Feb. 3, 1990	H	W(ot)	148-141
Dec. 20, 1990	H	W	122-114

### Loyola-NO (37-15)

Jan. 10, 1921	H	W	74-12
Jan. 24, 1924	H	W	27-20
Jan. 25, 1924	H	W	17-15
Feb. 25, 1924	A	W	34-28
Feb. 26, 1924	A	W	37-4
Jan. 21, 1925	H	W	30-13
Jan. 22, 1925	H	W	32-18
March 3, 1925	A	W	26-15
Jan. 28, 1927	H	L	15-16
Jan. 29, 1927	H	W	42-18
Feb. 11, 1927	A	L	26-41
Feb. 12, 1927	A	L	19-27
Feb. 12, 1937	H	W	46-31
Jan. 20, 1947	A	W	44-43
Feb. 24, 1947	H	W	61-47
Jan. 19, 1948	A	L	42-49
Feb. 16, 1948	H	L	45-46
Jan. 13, 1949	A	W	56-52
Feb. 14, 1949	H	W	63-41
Jan. 4, 1950	H	W	62-56
Jan. 9, 1950	A	W	51-47
Jan. 2, 1952	H	W	77-60
Jan. 16, 1953	A	W	58-52
Jan. 5, 1954	H	W	69-65
Feb. 7, 1955	A	L	68-75
Dec. 17, 1955	H	L	65-71
Dec. 8, 1956	H	L (ot)	73-77
Dec. 22, 1956	A	L	68-75
Dec. 23, 1957	A	L	62-94
Jan. 1957	H	L	70-82
Dec. 17, 1958	H	W	78-68
Jan. 27, 1959	A	W	70-68
Dec. 10, 1959	H	L (ot)	65-66
Jan. 27, 1960	A	L	64-74
Dec. 1960	H	W	73-59
Jan. 1960	A	W	51-49
Nov. 26, 1961	H	W	57-48
Feb. 1, 1962	A	W	77-61
Dec. 3, 1962	H	W	79-66
Jan. 30, 1963	A	W	72-69
Dec. 2, 1963	H	W	80-67
Jan. 29, 1964	A	W	73-62
Dec. 1, 1964	H	W	88-78
Feb. 10, 1965	A	W	89-76
Dec. 1, 1965	H	L	61-72
Dec. 9, 1965	A	W	88-84
Dec. 9, 1966	A	L (2ot)	86-87
Dec. 9, 1967	H	W	90-56
Dec. 2, 1968	A	W	109-82
Dec. 9, 1969	H	W	100-87
Dec. 1, 1970	A	W	109-103
Jan. 8, 1972	H	W	103-85

LSU at home: LSU leads, 21-7  
at Loyola-NO: LSU leads, 16-8

### Maine (1-0)

Dec. 15, 1979	H	W	103-81
---------------	---	---	--------

### Marist (2-0)

Nov. 25, 1988	H	W	94-58
Dec. 29, 1995	H	W	80-65

### Marquette (0-1)

March 19, 1970	NYC	L	79-101
NYC = New York City, N.Y.			

### Maryland (2-2)

Feb. 23, 1931	Atl	L	34-37
Dec. 21, 1963	Bburg	L	65-75
Dec. 12, 1987	H	W	55-54
Jan. 2, 1989	A	W	79-77

Atl = Atlanta, Ga.  
Bburg = Blacksburg, Va.

### Maryland Baltimore Co. (1-0)

Dec. 30, 1995	H	W	88-67
---------------	---	---	-------

### McGowan-Lyons (0-1)

Feb. 11, 1924	A	L	22-28
---------------	---	---	-------

### McNeese State (16-0)

Dec. 6, 1986	A	W	77-62
Dec. 8, 1988	H	W	91-89
Dec. 2, 1989	H	W	85-49
Jan. 20, 1992	H	W	115-67
Dec. 1, 1992	H	W	83-72
Dec. 16, 1993	H	W	93-72
Nov. 29, 1994	H	W	86-71
Dec. 1, 1995	H	W	83-73
Nov. 21, 1998	H	W	56-39
Dec. 13, 2000	H	W	87-68
Dec. 15, 2001	H	W	80-57
Dec. 7, 2002	H	W	93-72
Nov. 24, 2003	H	W	87-77
Dec. 13, 2004	H	W	82-79
Dec. 10, 2005	H	W	90-70
Nov. 29, 2006	H	W	91-57

LSU at home: LSU leads, 15-0  
At McNeese St.: LSU leads, 1-0

### Memphis (2-2)

Jan. 12, 1972	A	L	65-82
Dec. 5, 1972	H	W	69-57
March 15, 1986	H	W	83-81
Dec. 23, 1992	Maui	L	66-70

Maui = Maui, Hawaii

### Mercer (3-0)

Feb. 12, 1920	A	W	33-22
Dec. 5, 1992	H	W	92-48
Nov. 24, 2001	Hilo	W	64-62

Hilo = Hilo, Hawaii

### Miami (Fla.) (1-3)

Dec. 11, 1950	A	L	62-68
Dec. 1952	H	W	86-58
Dec. 1957	H	L	65-73
Dec. 27, 2001	NO	L	61-68

NO = New Orleans, La.

### Michigan (0-2)

Dec. 5, 1995	H	L	68-69
Dec. 15, 1996	A	L	59-70

### Michigan State (0-1)

March 16, 1979	Indy	L	71-87
----------------	------	---	-------

Indy = Indianapolis, Ind.

### Middle Tennessee State (1-0)

Nov. 27, 1991	H	W	96-65
---------------	---	---	-------

### Millsaps (5-0)

Feb. 1917	H	W	95-6
Feb. 1917	A	W	57-11
Feb. 6, 1918	A	W	66-10
Feb. 1923	H	W	32-10
Feb. 1923	H	W	34-23

### Ole Miss (113-79)

Feb. 4, 1910	H	W	39-14
Feb. 5, 1910	H	W	25-4
Jan. 15, 1912	H	W	27-15
Feb. 16, 1912	H	W	33-11
Feb. 21, 1916	H	W	55-29
Feb. 18, 1921	H	L	22-23
Feb. 19, 1921	H	W	26-16
Jan. 15, 1926	H	W	27-24
Jan. 16, 1926	H	L	19-43
Jan. 14, 1927	H	L	16-36
Jan. 15, 1927	H	W	22-21
Jan. 13, 1928	H	W	20-17
Jan. 14, 1928	H	W	36-25
Jan. 15, 1928	H	L	23-33
Jan. 26, 1928	H	W	34-33
Feb. 25, 1928	Atl	L	28-53

Jan. 11, 1929	H	L	21-42
Jan. 12, 1929	H	L	17-34
Jan. 18, 1929	A	L	24-28
Jan. 19, 1929	A	L	25-30
Jan. 10, 1930	A	L	27-31
Jan. 11, 1930	A	W	31-21
Jan. 17, 1930	H	L	24-47
Jan. 18, 1930	H	L	29-32
Jan. 15, 1931	A	W	26-24
Jan. 16, 1931	A	L	29-30
Jan. 15, 1932	A	W	37-34
Jan. 16, 1932	A	L	22-24
Jan. 29, 1932	H	W	55-53
Jan. 30, 1932	H	L	33-35
Jan. 13, 1933	A	L	37-40
Jan. 14, 1933	A	L	32-34
Feb. 13, 1933	H	W	53-33
Feb. 14, 1933	H	W	50-33
Feb. 12, 1934	H	W	52-33
Feb. 13, 1934	H	W	49-39
Feb. 4, 1935	H	W	47-32
Feb. 5, 1935	H	W	47-33
Jan. 31, 1936	H	W	54-37
Feb. 1, 1936	H	L	46-51
Feb. 14, 1936	A	L	47-59
Feb. 15, 1936	A	L	51-69
Jan. 13, 1937	A	L	47-50
Jan. 14, 1937	A	L	27-40
Jan. 14, 1938	H	L	48-59
Jan. 15, 1938	H	L	44-47
March 4, 1938	H	L	41-68
Jan. 9, 1939	A	W	42-41
Jan. 10, 1939	A	W	42-34
Feb. 13, 1939	H	W	50-48
Feb. 14, 1939	H	W	59-18
Jan. 12, 1940	H	W	51-47
Feb. 10, 1940	H	L	33-45
Jan. 10, 1941	A	W	56-32
Feb. 5, 1941	H	W	67-39
Jan. 6, 1942	A	W	56-35
Jan. 17, 1942	H	L	42-51
Jan. 8, 1943	H	W	54-34
Jan. 16, 1943	A	W	51-39
Jan. 12, 1946	A	W	53-23
Feb. 4, 1946	H	W	60-35
March 1, 1946	Lville	W	69-34
Jan. 10, 1947	A	W	54-43
Feb. 3, 1947	H	W	63-43
Feb. 27, 1947	Lville	W	61-36
Feb. 2, 1948	A	L	37-49
Feb. 23, 1948	H	W	52-50
Jan. 31, 1949	A	W	58-48
Feb. 12, 1949	H	W	49-3

# Series Records

INTRO

THIS IS LSU

TIGERS

COACHES

REVIEW

PREVIEW

RECORDS

HISTORY

LSU

MEDIA

Feb. 26, 1962	A	L	68-74
Feb. 4, 1963	A	L	48-60
Feb. 25, 1963	H	W	80-61
Feb. 1, 1964	H	W	77-67
Feb. 22, 1964	A	W	86-80
Feb. 1, 1965	A	W	58-56
Feb. 22, 1965	A	W	60-56
Jan. 3, 1966	A	L	80-81
Feb. 12, 1966	H	W	92-68
Dec. 19, 1966	A	L	67-74
Feb. 25, 1967	H	L	77-89
Dec. 19, 1968	H	W	81-68
Feb. 24, 1968	A	L	85-87
Feb. 1, 1969	H	L (ot)	81-84
March 1, 1969	A	L	76-78
Jan. 31, 1970	H	W	109-86
Feb. 28, 1970	A	W	103-90
Jan. 30, 1971	H	L	90-113
Feb. 27, 1971	A	L	54-62
Feb. 5, 1972	H	W	67-66
March 4, 1972	A	L	78-101
Feb. 3, 1973	A	L	59-84
March 3, 1973	H	W	70-69
Feb. 2, 1974	A	L	63-77
March 4, 1974	A	L	74-82
Feb. 1, 1975	H	W	94-86
March 8, 1975	A	W	91-86
Jan. 10, 1976	H	W	100-75
Feb. 7, 1976	A	W	67-57
Jan. 3, 1977	H	W	75-68
March 5, 1977	A	L	69-90
Jan. 28, 1978	A	W	74-61
Feb. 25, 1978	H	W	94-75
Jan. 20, 1979	A	W (ot)	70-69
Feb. 17, 1979	H	W	67-62
Jan. 23, 1980	H	W	72-66
Feb. 21, 1980	A	W	77-74
Jan. 28, 1981	A	W	63-59
Jan. 25, 1981	H	W	74-67
Jan. 27, 1982	H	W	53-46
Feb. 24, 1982	A	L	61-74
March 4, 1982	Lex	L	52-59
Jan. 15, 1983	A	W	71-68
Feb. 12, 1983	H	W	72-63
Jan. 14, 1984	H	W	93-70
Feb. 12, 1984	A	W	65-61
Dec. 5, 1984	H	W	89-64
Jan. 17, 1985	A	L	65-68
Jan. 13, 1986	H	W	86-68
Feb. 15, 1986	A	L	57-58
Jan. 5, 1987	A	L	63-73
Feb. 4, 1987	H	W (ot)	82-75
Jan. 9, 1988	A	W (ot)	69-61
Feb. 10, 1988	H	W	78-57
Feb. 1, 1989	H	W	107-57
March 4, 1989	A	L (ot)	112-113
Jan. 31, 1990	A	W	79-77
March 3, 1990	H	W	103-94
Jan. 19, 1991	H	W	87-71
Feb. 20, 1991	A	W	89-78
Jan. 25, 1992	A	W	83-73
Feb. 25, 1992	H	W	100-69
Jan. 23, 1993	A	L	62-71
March 6, 1993	H	W	71-56
March 12, 1993	Lex	W	89-70
Jan. 29, 1994	H	W	90-66
March 5, 1994	A	L	78-93
Jan. 21, 1995	H	W (ot)	87-81
Feb. 15, 1995	A	L	90-102
Feb. 3, 1996	H	W	71-66
Feb. 28, 1996	A	L	48-75
Feb. 5, 1997	H	L	73-79
Feb. 26, 1997	A	L	68-74
Jan. 21, 1998	A	L	58-80
Feb. 18, 1998	H	L	57-83
Feb. 3, 1999	H	L	66-82
Feb. 27, 1999	A	L	57-79
Feb. 16, 2000	A	W	97-53
March 4, 2000	H	W	64-60
Feb. 7, 2001	A	L	97-53
Feb. 28, 2001	H	W (ot)	78-77
Jan. 23, 2002	A	L	55-70

Feb. 27, 2002	H	W	59-56
Jan. 18, 2003	H	L	57-67
March 5, 2003	A	W	77-64
Jan. 21, 2004	A	L	49-53
March 3, 2004	H	W	58-45
Jan. 26, 2005	H	W	70-60
March 2, 2005	A	W	58-53
Jan. 28, 2006	A	W	79-73
March 4, 2006	H	W	55-52
Jan. 17, 2007	H	W	62-55
Feb. 14, 2007	A	L	70-71
March 8, 2007	Atl	L	60-80

Atl = Atlanta, Ga.  
Lville = Louisville, Ky.  
Jville = Jacksonville, Fla.  
Lex = Lexington, Ky.

**LSU at home: LSU leads, 72-27**  
**at Ole Miss: Ole Miss leads, 49-35**  
**at Neutral Sites: LSU leads, 6-2**

## Mississippi College (8-1)

Jan. 21, 1914	H	W	34-13
Jan. 22, 1914	H	W	29-19
Feb. 6, 1918	A	W	41-24
Feb. 15, 1922	H	W	29-20
Feb. 16, 1922	H	W	26-18
Jan. 1923	H	W	27-17
Jan. 1923	H	W	19-14
Jan. 9, 1930	A	L	24-27
Jan. 13, 1931	A	W	46-34

## Mississippi State (101-88)

Jan. 6, 1909	H	W	18-12
Jan. 8, 1909	H	W	14-10
Jan. 7, 1911	A	W	33-17
Jan. 8, 1911	A	W	42-12
Jan. 6, 1912	A	L	16-22
Jan. 7, 1912	A	L	11-21
Jan. 12, 1915	H	W	24-12
Jan. 13, 1915	H	L	14-15
Feb. 1916	A	W	31-21
Feb. 1916	A	L	17-23
Jan. 1917	H	W	36-28
Jan. 1917	H	W	38-17
Jan. 24, 1920	H	W	27-12
Jan. 1923	H	L	25-36
Jan. 1923	H	L	20-35
Feb. 13, 1924	A	L	29-34
Feb. 14, 1924	A	L	34-54
Feb. 3, 1925	H	W	24-17
Jan. 27, 1928	A	L	26-46
Jan. 28, 1928	A	L	23-29
Feb. 4, 1929	H	L	16-26
Feb. 5, 1929	H	W	39-29
Feb. 1, 1930	Mer	W	32-24
Jan. 18, 1932	H	L	28-29
Jan. 19, 1932	H	W	40-15
Jan. 25, 1932	A	W	30-26
Jan. 26, 1932	A	W	33-29
Jan. 11, 1933	A	W	32-28
Jan. 12, 1933	A	W	49-26
Jan. 17, 1933	H	W	45-40
Jan. 18, 1933	H	W	37-33
Jan. 9, 1934	A	L	46-47
Jan. 10, 1934	A	W	48-23
Feb. 8, 1934	H	W	54-39
Jan. 9, 1934	H	W	61-30
Feb. 13, 1935	H	W	67-32
Feb. 14, 1935	H	W	46-39
Jan. 13, 1936	A	L	38-49
Jan. 14, 1936	A	W	32-30
Feb. 10, 1936	H	W	43-37
Feb. 11, 1936	H	W	45-40
Jan. 16, 1937	A	L	36-53
Feb. 15, 1937	H	W	42-41
Feb. 16, 1937	H	L	38-39
Jan. 31, 1938	H	W	38-33
Feb. 1, 1938	H	W	31-22
Feb. 14, 1938	A	W	66-44
Feb. 15, 1938	A	L	46-63
Jan. 30, 1939	A	W	48-32
Jan. 31, 1939	A	L	29-31
Feb. 3, 1939	H	W	47-45

Feb. 4, 1939	H	W	54-33
Jan. 13, 1940	A	L	37-49
Jan. 29, 1940	H	W	55-42
Jan. 11, 1941	A	L	26-35
Feb. 8, 1941	H	W	39-37
Jan. 10, 1942	A	L	41-43
Jan. 24, 1942	H	W	51-40
Jan. 8, 1943	H	L	40-48
Jan. 20, 1943	A	W	61-40
Jan. 15, 1945	A	L	39-47
Jan. 29, 1945	H	W	62-27
Jan. 11, 1946	A	W	54-30
Feb. 8, 1946	H	W	73-31
Jan. 11, 1947	A	W	61-57
Feb. 14, 1947	H	W	64-49
Jan. 31, 1948	A	L	49-53
Feb. 13, 1948	H	W	65-40
Jan. 10, 1949	H	W	64-40
Jan. 29, 1949	A	L	42-48
Jan. 30, 1950	A	L	41-48
Feb. 17, 1950	H	W	68-58
Dec. 15, 1951	A	L	69-94
Jan. 6, 1951	H	W	76-61
Dec. 12, 1952	A	L	54-59
Jan. 14, 1952	H	W	103-78
Feb. 28, 1952	Lville	W	77-44
Jan. 10, 1953	A	W	75-55
Feb. 27, 1953	H	W	82-47
Jan. 30, 1954	H	W	65-54
Feb. 27, 1954	A	W	61-57
Jan. 29, 1955	A	W	67-63
Feb. 26, 1955	H	L	80-84
Feb. 4, 1956	H	L	78-87
Feb. 25, 1956	A	W	79-71
Feb. 1, 1957	A	L	72-81
Feb. 22, 1957	H	L	76-94
Jan. 1958	H	L	54-71
March 1958	A	L	72-95
Jan. 31, 1959	A	L	71-78
Feb. 21, 1959	H	L	67-75
Jan. 30, 1960	H	L	60-71
Feb. 20, 1960	A	W	69-64
Jan. 1961	A	L	61-77
Feb. 25, 1961	H	L	54-56
Dec. 30, 1962	NO	L	51-73
Feb. 3, 1962	H	L	66-87
Feb. 24, 1962	A	L	48-58
Feb. 2, 1963	A	L	66-73
Feb. 23, 1963	H	L	64-99
Jan. 31, 1964	H	W	87-71
Feb. 21, 1964	A	W	63-60
Jan. 30, 1965	A	L	74-76
Feb. 20, 1965	H	W	94-76
Jan. 10, 1966	H	L	71-74
Feb. 5, 1966	A	L	61-66
Dec. 17, 1966	A	L	84-98
Feb. 20, 1967	H	L	64-66
Dec. 22, 1967	H	W	111-87
Feb. 19, 1968	A	W	94-83
Feb. 3, 1969	H	W	95-71
March 3, 1969	A	W	99-89
Feb. 2, 1970	H	W	109-91
March 2, 1970	A	W	97-87
Feb. 1, 1971	H	W	90-71
March 1, 1971	A	L	70-78
Feb. 7, 1972	H	W	62-60
March 2, 1972	A	L	71-89
Feb. 5, 1973	A	W	84-78
March 1, 1973	H	W	94-82
Jan. 14, 1974	A	L	75-89
Feb. 16, 1974	H	L (ot)	84-87
Jan. 16, 1975	H	L	84-93
Feb. 15, 1975	A	L	71-79
Jan. 19, 1976	A	L	83-90
Feb. 16, 1976	H	W	80-69
Jan. 12, 1977	A	L	77-80
Feb. 7, 1977	H	W	71-66
Jan. 2, 1978	A	L (ot)	82-84
March 4, 1978	H	L	67-68
Feb. 8, 1979	A	W	52-48
Feb. 24, 1979	H	L	57-65
Jan. 5, 1980	H	W	80-58

Feb. 2, 1980	A	W	75-63
Jan. 10, 1981	A	W	81-69
Feb. 7, 1981	H	W	94-89
Jan. 9, 1982	H	W	78-56
Feb. 6, 1982	A	W	57-43
Jan. 24, 1983	A	L	65-80
Feb. 21, 1983	H	W	86-73
Jan. 23, 1984	H	W	80-64
Feb. 20, 1984	A	W	85-70
Jan. 5, 1985	A	L	69-83
Feb. 6, 1985	H	W	80-65
Jan. 4, 1986	H	W	90-74
Feb. 5, 1986	A	W	68-62
Jan. 25, 1987	A	W	52-50
Feb. 25, 1987	H	W	55-46
March 5, 1987	Atl	W	68-54
Jan. 30, 1988	H	L	47-49
March 2, 1988	A	L	60-62
Jan. 4, 1989	H	L	84-87
Feb. 4, 1989	A	L	79-96
Jan. 4, 1990	A	L (ot)	80-87
Feb. 5, 1990	H	W	86-68
Jan. 29, 1991	H	L	79-82
March 2, 1991	A	L	73-76
Jan. 18, 1992	A	W	83-70
March 7, 1992	H	W	89-80
Jan. 13, 1993	A	W (ot)	84-76
Feb. 10, 1993	H	W	92-66
Jan. 26, 1994	H	L	52-66
Feb. 26, 1994	A	L	66-86
Jan. 25, 1995	A	L	60-73
Feb. 8, 1995	H	L	61-67
Jan. 3, 1996	H	L	64-77
Feb. 21, 1996	A	L	77-88
Jan. 4, 1997	A	L	66-69
Jan. 29, 1997	H	L	60-68
Feb. 11, 1998	A	L	48-85
Feb. 28, 1998	H	L	62-63
Jan. 16, 1999	A	L	55-53
Feb. 24, 1999	H	W	74-63
Feb. 2, 2000	A	L	66-68
Feb. 26, 2000	H	W	71-66
Jan. 24, 2001	A	W	



# Series Records

INTRO  
THIS IS LSU  
TIGERS  
COACHES  
REVIEW  
PREVIEW  
RECORDS  
HISTORY  
LSU  
MEDIA

## Navy (0-1)

March 15, 1985	Day	L	55-78
Day = Dayton, Ohio			

## Navy (Pensacola) (4-2)

Jan. 29, 1921	H	W	54-12
Jan. 30, 1921	H	W	51-41
Jan. 21, 1944	A	L	30-69
Jan. 22, 1944	A	L	37-60
Dec. 19, 1945	A	W	66-58
Nov. 29, 1949	H	W	69-48

## Navy Reserve (NO) (2-0)

Feb. 1, 1918	H	W	64-8
Feb. 1, 1946	H	W	58-47

## Nebraska (1-0)

Dec. 30, 1988	Hon	W	90-87
Hon = Honolulu, Hawaii			

## Nevada-Las Vegas (3-3)

Dec. 13, 1980	H	W	87-73
Nov. 28, 1981	A	L	79-83
Dec. 29, 1987	A	L	59-78
Feb. 25, 1989	H	W	88-87
Jan. 28, 1990	H	W	107-105
Nov. 30, 1991	A	L	55-76

## Nevada-Reno (1-1)

Dec. 3, 1973	A	L	86-97
Dec. 6, 1975	H	W	94-74

## New Orleans (10-4)

Nov. 28, 1977	H	L	69-73
Nov. 27, 1978	A	W	64-42
Dec. 3, 1979	H	W	104-78
Dec. 18, 1980	A	W	96-66
March 16, 1983	H	L (ot)	94-99
Nov. 26, 1983	A	W	61-59
Dec. 21, 1984	H	W	78-64
Dec. 20, 1986	H	L	71-82
Dec. 16, 2000	H	W	84-57
Dec. 18, 2001	A	L	59-60
Dec. 30, 2002	H	W	69-57
Jan. 12, 2004	A	W	68-60
Nov. 24, 2004	H	W	95-79
Dec. 13, 2005	H	W	94-53

LSU at home: LSU leads, 6-3  
at UNO: LSU leads, 4-1

## New Orleans AC (0-1)

Jan. 10, 1931	H	L	35-41
---------------	---	---	-------

## Nicholls State (13-0)

Dec. 4, 1987	H	W	86-62
Dec. 29, 1990	H	W	118-76
Dec. 30, 1991	H	W	123-61
Dec. 15, 1992	H	W	75-64
Dec. 4, 1993	H	W (ot)	95-90
Jan. 23, 1996	H	W	86-69
Nov. 29, 1997	H	W	72-52
Dec. 23, 1999	H	W	91-74
Dec. 22, 2000	H	W	92-49
Dec. 30, 2001	H	W	71-35
Nov. 22, 2002	H	W	68-24
Nov. 21, 2005	H	W	122-58
Nov. 17, 2006	H	W	96-42

## Norfolk Sate (1-0)

Nov. 25, 2000	H	W	90-62
---------------	---	---	-------

## Niagara (1-0)

Dec. 8, 1976	H	W	82-68
--------------	---	---	-------

## North Carolina (2-9)

Feb. 28, 1925	Atl	L	21-35
Feb. 1928	Atl	W	44-38
Jan. 3, 1955	H	W	84-77
Jan. 3, 1956	A	L	69-95
Dec. 1960	A	L	61-77

Dec. 14, 1963	H	L	71-76
Dec. 4, 1982	NJ	L	43-47
Jan. 29, 1984	A	L	79-90
Feb. 10, 1985	H	L	70-75
Jan. 22, 1994	NO	L	65-88
Dec. 18, 1996	Gboro	L	48-67

Atl = Atlanta, Ga.

NJ = E. Rutherford, N.J.

Gboro = Greensboro, N.C.

LSU at home: UNC leads, 3-1

at UNC: UNC leads, 4-0

at Neutral Sites: UNC leads, 2-1

## North Carolina A&T (1-1)

Nov. 30, 1996	H	W#	74-62
Nov. 25, 1998	H	W	72-59
# Game forfeited by NCAA			

## UNC-Wilmington (4-0)

Dec. 29, 1980	H	W	100-68
Jan. 17, 1983	H	W	70-55
Nov. 28, 1983	A	W	94-59
Dec. 22, 1984	H	W	88-65

## Northern Arizona (2-0)

Feb. 9, 1987	H	W	70-58
Dec. 28, 1991	H	W	159-86

## Northern Iowa (0-2)

Dec. 28, 1987	LV	L	80-90
Dec. 19, 2005	H	L	50-54
LV = Las Vegas			

## Northwestern (1-2)

Dec. 21, 1953	H	W	79-51
Dec. 20, 1953	A	L	66-83
Dec. 30, 1965	LA	L	86-92
LA = Los Angeles, Calif.			

## Northwestern State (12-6)

Jan. 1916	H	W	24-23
Dec. 12, 1917	A	W	38-25
Jan. 8, 1921	H	W	29-25
Jan. 20, 1922	H	W	32-15
Jan. 21, 1922	H	W	40-3
Jan. 7, 1924	H	L	18-26
Jan. 8, 1924	H	L	19-33
Jan. 16, 1925	A	L	25-29
Jan. 17, 1925	A	W	35-24
Feb. 12, 1926	H	L	27-35
Feb. 13, 1926	H	L	21-23
Feb. 23, 1945	Sport	W	44-40
Feb. 24, 1945	A	W	70-34
Dec. 29, 1956	Sport	L	75-103
Dec. 20, 1989	H	W	73-63
Dec. 29, 1992	H	W	93-79
Dec. 2, 2001	H	W	91-54
Dec. 11, 2004	H	W	83-74

Sport = Shreveport, La.

LSU at home: LSU leads, 8-4

at Northwestern State: LSU leads, 3-1

at Neutral Sites: Tied, 1-1

## Notre Dame (1-0)

Dec. 20, 1990	NO	W	87-64
NO = New Orleans			

## Ohio State (1-1)

Jan. 15, 2005	H	W (2ot)	113-101
Dec. 31, 2005	A	L	76-78

## Oklahoma (3-1)

March 17, 1970	NYC	W	97-94
Jan. 12, 1987	A	L	85-94
Jan. 11, 1988	NO	W	84-77
March 17, 2004	A	L	61-70
NYC = New York City, N.Y. NO = New Orleans, La.			

## Oklahoma City (2-0)

Dec. 28, 1968	A	W	101-85
Dec. 17, 1976	H	W	89-77

## Oklahoma State (2-1)

Dec. 11, 1993	NO	W	71-68
Dec. 20, 1994	Tul	L	67-111
Dec. 30, 1999	No	W	63-53
NO = New Orleans, La. Tul = Tulsa, Okla.			

## Oakland (Mich) (1-0)

Nov. 26, 1999	Hon	W	87-80
Hon = Honolulu, Hawaii			

## Oral Roberts (4-2)

Dec. 3, 1977	A	W	68-60
Dec. 1, 1978	H	W	91-75
Dec. 1, 1984	A	W	74-71
Dec. 30, 1985	H	W	82-64
Nov. 30, 1988	H	L	96-100
Dec. 21, 1996	H	W#	59-58
# Game forfeited by NCAA			

## Orange Independent (1-0)

Dec. 1942	A	W	49-23
-----------	---	---	-------

## Oregon State (4-1)

Dec. 26, 1963	A	L	57-87
Dec. 4, 1969	H	W	94-72
Dec. 22, 1969	A	W	76-68
Dec. 28, 2000	NO	W	78-68
Dec. 17, 2006	A	W	60-53
NO = New Orleans, La.			

## Pacific (1-1)

Dec. 8, 1973	H	W	91-77
Dec. 20, 1976	A	L	76-89

## Penn State (0-1)

March 12, 1954	IC	L	70-78
IC = Iowa City, Iowa			

## Pittsburgh (2-2)

April 13, 1935	AC	W	41-37
Jan. 2, 1936	NO	L	47-52
Dec. 27, 1962	Mia	L	73-96
Jan. 31, 1969	H	W	120-79
AC = Atlantic City, NJ NO = New Orleans, La. Mia = Miami, Fla.			

## Prairie View (3-0)

Dec. 23, 1996	H	W	96-56
Dec. 16, 1998	H	W	84-62
Dec. 17, 2002	H	W	75-49

## Purdue (1-1)

March 13, 1986	H	W (2ot)	94-87
March 24, 2003	Bham	L	80-56
Bham = Birmingham			

## Radford (0-1)

Dec. 30, 1994	H	L	72-73
---------------	---	---	-------

## Rice (16-24)

Feb. 1916	H	W	29-21
Feb. 1916	H	W	25-17
Feb. 26, 1921	A	W	35-23
Feb. 19, 1935	A	L	47-56
Jan. 23, 1936	H	L	38-42
Jan. 24, 1936	H	L	30-38
Jan. 8, 1937	A	W	32-29
Jan. 9, 1937	A	W	38-37
Jan. 7, 1938	H	L	38-45
Jan. 8, 1938	H	W	58-38
Dec. 14, 1938	A	L	32-34
Dec. 15, 1938	A	W	30-27
Dec. 18, 1939	H	L	39-56
Dec. 19, 1939	H	L	51-61
Dec. 1940	A	L	48-60

Dec. 1940	A	L	33-54
Dec. 12, 1941	H	L	42-54
Dec. 13, 1941	H	L	37-50
Dec. 1942	A	L	26-56
Dec. 1942	A	W	62-60
Jan. 4, 1947	H	W	60-35
Dec. 8, 1947	A	L	55-58
Jan. 9, 1948	H	W	43-40
Dec. 4, 1948	LC	L	39-51
Dec. 10, 1949	LC	W	49-44
Dec. 3, 1951	A	W	68-60
Dec. 11, 1954	H	L	72-79
Dec. 12, 1955	A	L	60-85
Dec. 10, 1956	H	L	72-87
Dec. 1957	A	L	56-81
Dec. 13, 1958	H	L	56-64
Dec. 12, 1959	A	L	57-71
Dec. 1960	A	L	50-67
Dec. 9, 1961	A	L	67-79
Dec. 8, 1962	H	W	90-82
Dec. 7, 1963	A	L	72-87
Dec. 29, 1964	OKC	W	79-63
Dec. 16, 1965	A	W	85-80
Dec. 30, 1966	Gville	L	69-88
Dec. 22, 1977	H	W	97-68
LC = Lake Charles, La. OKC = Oklahoma City, Okla. Gville = Greenville, S.C.			

LSU at home: Rice leads, 10-7  
at Rice: Rice leads, 12-7  
at Neutral Sites: Tied, 2-2

## Robert Morris (1-0)

Dec. 23, 1997	H	W	63-58
---------------	---	---	-------

## St. Charles (1-0)

Jan.
------

INTRO

THIS IS LSU

TIGERS

COACHES

REVIEW

PREVIEW

RECORDS

HISTORY

LSU

MEDIA

**Samford (3-1)**

Dec. 20, 1973	H	W	73-60
Dec. 6, 1976	H	W	100-89
Dec. 3, 1996	H	L	50-53
Dec. 29, 2006	H	W	60-45

**Sam Houston State (1-0)**

Dec. 18, 1999	H	W	85-67
---------------	---	---	-------

**Santa Clara (1-0)**

Dec. 26, 1950	A	W	59-52
---------------	---	---	-------

**Seattle (0-1)**

Dec. 30, 1963	Port	L	84-92
Port = Portland, Ore.			

**Selma Field (1-1)**

Feb. 12, 1944	A	L	34-36
Jan. 4, 1946	H	W	63-50

**Sewanee (6-0)**

Jan. 8, 1927	H	W	26-23
Jan. 20, 1933	A	W	50-30
Jan. 21, 1933	A	W	57-45
Jan. 5, 1934	H	W	80-20
Jan. 6, 1934	H	W	60-9
March 2, 1939	Knox	W	55-35
Knox = Knoxville, Tenn.			

**Shreveport AC (6-0)**

Dec. 22, 1913	A	W	31-14
Dec. 23, 1913	A	W	25-20
Dec. 22, 1914	A	W	21-20
Dec. 1916	A	W	19-17
Jan. 1917	H	W	39-24
Dec. 3, 1917	A	W	51-20

**South Alabama (1-0)**

Nov. 24, 2002	H	W	71-62
---------------	---	---	-------

**South Carolina (9-11)**

Dec. 21, 1974	A	L	64-77
Feb. 19, 1992	A	W	74-56
Jan. 30, 1993	H	W	85-62
Feb. 2, 1994	A	W	77-71
March 1, 1995	H	L	62-69
Feb. 10, 1996	A	L	68-106
March 7, 1996	NO	L	76-85
Nov. 27, 1996	Maui	L	68-74
Feb. 1, 1997	H	L	65-80
Jan. 10, 1998	A	L	53-70
Feb. 17, 1999	H	W	60-56
Feb. 23, 2000	A	W	64-59
Jan. 31, 2001	H	L	56-68
Feb. 20, 2002	A	L	53-66
Feb. 5, 2003	H	W	71-58
Jan. 24, 2004	A	L	55-61
March 12, 2004	Atl	L	64-85
Jan. 12, 2005	H	W	79-64
Feb. 28, 2006	A	W	64-61
March 3, 2007	H	W	61-52

NO = New Orleans, La.

Maui = Maui, Hawaii

Atl = Atlanta, Ga.

**LSU at home: LSU leads, 5-3****at South Carolina: USC leads, 5-4****at Neutral Sites: USC leads, 3-0****Southeastern Louisiana (7-1)**

Dec. 1, 1966	H	L	88-89
Dec. 20, 1985	H	W	82-61
Nov. 26, 1990	H	W	117-68
Dec. 17, 1991	H	W	101-64
Dec. 3, 1992	H	W	92-65
Dec. 21, 1993	H	W	96-62
Nov. 25, 1994	H	W	106-80
Nov. 22, 1999	H	W	75-36

**Southeast Missouri State (1-0)**

March 16, 2000	SLC	W	64-61
SLC = Salt Lake City, Utah			

**Southern-Baton Rouge (7-0)**

Dec. 21, 1985	H	W	91-83
Dec. 5, 1987	H	W	98-77
Nov. 29, 1995	H	W	109-100
Dec. 28, 1997	H	W	77-66
Nov. 19, 2001	H	W	97-69
Nov. 21, 2003	H	W	70-59
Nov. 18, 2005	H	W	84-56

**Southern-New Orleans (1-0)**

Nov. 20, 1997	H	W	99-51
---------------	---	---	-------

**Southern California (1-6)**

Dec. 16, 1937	H	L	38-54
Dec. 17, 1937	H	L	26-50
Dec. 28, 1950	A	L	76-78
Dec. 18, 1969	H	L	98-101
Jan. 2, 1971	A	L	76-80
Dec. 29, 1974	A	L	87-100
Dec. 4, 1976	H	W	87-76

**Southern Methodist (2-2)**

Dec. 13, 1962	A	L	68-83
Dec. 5, 1963	H	W	66-62
Dec. 12, 1964	A	L	75-98
Dec. 10, 1965	H	W	91-88

**Southern Mississippi (5-1)**

Feb. 6, 1931	H	W	46-35
Feb. 7, 1931	H	W	47-31
Feb. 19, 1973	H	W	107-79
Nov. 15, 1989	H	W	91-80
Dec. 20, 2003	H	W	65-50
Dec. 18, 2004	A	L (ot)	84-88

**Southwest College (Tenn.) (4-0)**

March 7, 1940	N	W	61-41
Dec. 8, 1952	H	W	124-33
Dec. 5, 1955	H	W	72-59
Dec. 13, 1956	A	W	91-77

**Southwest Texas State (1-0)**

Dec. 22, 1987	H	W	93-74
---------------	---	---	-------

**Spring Hill (17-2)**

Feb. 1916	A	W	34-24
Feb. 3, 1920	H	W	64-16
Feb. 14, 1920	A	W	38-9
Feb. 1, 1921	H	W	31-17
Feb. 2, 1921	H	W	29-24
Feb. 1, 1922	H	W	27-26
Feb. 2, 1922	H	W	16-15
Jan. 1923	H	L	21-23
Jan. 1923	H	W	36-20
Feb. 1923	A	L	24-26
Feb. 1923	A	W	20-18
Feb. 1, 1924	H	W	40-23
Feb. 2, 1924	H	W	22-13
Feb. 15, 1924	A	W	29-25
Feb. 16, 1924	A	W	32-16
Feb. 10, 1930	H	W	53-17
Feb. 11, 1930	H	W	52-14
Dec. 4, 1947	H	W	72-43
Dec. 13, 1948	A	W	49-48

**LSU at home: LSU leads, 11-1****at Spring Hill: LSU leads, 6-1****Stanford (2-2)**

Dec. 23, 1965	A	L	69-91
Nov. 30, 1974	A	L	80-92
Dec. 27, 1975	H	W	89-85
Dec. 21, 1992	Maui	W	72-63

Maui = Maui, Hawaii

**Stanocolas (1-1)**

Dec. 1922	H	L	17-35
Feb. 1923	H	W	46-20

**Syracuse (0-1)**

Feb. 16, 1985	A	L	64-76
---------------	---	---	-------

**Tampa (2-0)**

Dec. 3, 1966	A	W	74-72
Dec. 2, 1967	H	W	97-81

**Temple (1-0)**

March 17, 1987	Chi	W	72-62
Chi = Chicago, Ill.			

**Tennessee (42-55)**

Feb. 21, 1933	Atl	W	55-43
March 3, 1934	Atl	L	35-42
Feb. 27, 1943	Lville	L	38-52
Feb. 1948	H	L	48-56
Feb. 21, 1949	A	L	72-81
Feb. 1950	H	L	65-67
March 4, 1950	Lville	L (ot)	79-81
Jan. 15, 1951	H	W	68-61
Feb. 2, 1952	A	L	68-82
Jan. 31, 1953	H	W	95-59
Jan. 16, 1954	A	W	75-62
Jan. 15, 1955	H	L	68-76
Jan. 16, 1956	A	L	82-91
Jan. 14, 1957	H	W	62-61
Dec. 1957	Char	L	62-63
Jan. 1958	A	L	53-75
Jan. 12, 1959	H	L	58-65
Jan. 11, 1960	A	L	79-103
Jan. 1961	H	W	72-60
Jan. 13, 1962	A	W	73-61
Jan. 12, 1963	H	W (ot)	61-60
Jan. 11, 1964	A	L	58-62
Jan. 11, 1965	H	L	54-58
March 6, 1965	A	L	60-83
Jan. 31, 1966	A	L	59-87
Feb. 14, 1966	H	L	64-74
Feb. 6, 1967	H	L	59-76
March 4, 1967	A	L	60-87
Feb. 5, 1968	H	L	67-87
March 2, 1968	A	L	71-74
Jan. 27, 1969	H	L	68-81
Feb. 24, 1969	A	L	63-87
Jan. 26, 1970	H	W	71-59
Feb. 23, 1970	A	L	87-88
Jan. 25, 1971	H	W	80-70
Feb. 22, 1971	A	L	67-88
Jan. 31, 1972	A	W	63-62
Feb. 28, 1972	H	L	66-78
Jan. 29, 1973	H	L	71-73
Feb. 26, 1973	A	W	78-74
Jan. 28, 1974	H	L	52-57
March 2, 1974	A	L	80-100
Jan. 27, 1975	A	L	79-99
March 1, 1975	H	W	94-87
Jan. 26, 1976	H	L	92-105
Feb. 23, 1976	A	L	71-80
Jan. 15, 1977	H	L	102-108
Feb. 12, 1977	A	L	64-91
Jan. 9, 1978	H	W	121-87
Feb. 6, 1978	A	W	101-86
Jan. 24, 1979	H	W	77-75
Jan. 29, 1979	A	W	84-78
Jan. 19, 1980	A	W	75-74
Feb. 16, 1980	H	W	73-66
Jan. 24, 1981	H	W	80-63
Feb. 21, 1981	H	W	66-65
Jan. 23, 1982	A	L	67-77
Feb. 20, 1982	H	L	53-54
Jan. 10, 1983	H	L	58-59
Feb. 7, 1983	A	L	63-66
March 11, 1983	Birm	L	71-74
Jan. 10, 1984	A	L	69-70
Feb. 6, 1984	H	W (ot)	61-59
Jan. 12, 1985	H	W	75-65

Feb. 14, 1985	A	W	87-82
Jan. 11, 1986	A	L	77-88
Feb. 12, 1986	H	W	75-50
Jan. 8, 1987	A	W	79-78
Feb. 7, 1987	H	W	60-58
Jan. 13, 1988	A	W	52-51
Feb. 13, 1988	H	W	92-73
Jan. 11, 1989	A	L	96-100
Feb. 11, 1989	H	W	122-106
March 10, 1989	A	L	77-95
Jan. 8, 1990	H	W	111-94
Feb. 10, 1990	A	W	119-113
Feb. 22, 1991	A	L	89-92
Feb. 23, 1991	H	W	119-87
Jan. 29, 1992	H	W	97-82
March 13, 1992	Birm	W	99-89
Feb. 20, 1993	A	W	81-74
Feb. 5, 1994	H	W	84-83
Feb. 4, 1995	A	W	56-52
Feb. 14, 1996	H	L	65-73
Jan. 19, 1997	A	L	52-66
Jan. 31, 1998	H	L	65-72
March 5, 1998	Atl	L	62-73
Jan. 6, 1999	A	L	58-93
Jan. 8, 2000	H	L	59-64
March 2, 2001	A	L	71-78
Jan. 30, 2002	H	L	58-61
March 1, 2003	A	W	88-67
Feb. 4, 2004	H	W	84-67
Feb. 5, 2005	A	L	55-77
Jan. 14, 2006	H	W	88-74
Feb. 6, 2007	A	L	63-70
March 8, 2007	Atl	W (ot)	76-67

Atl = Atlanta, Ga.

Lville = Louisville, Ky.

Char = Charlotte, N.C.

Birm = Birmingham, Ala.

**LSU at home: LSU leads, 25-20****at Tennessee: Tennessee leads, 29-14****at Neutral Sites: Tennessee leads, 6-3****Tennessee-Martin (3-0)**

Dec. 20, 1988	H	W	128-89
Dec. 16, 1995	H	W	93-74
Dec. 14, 1999	H	W	73-45

**Tennessee State (1-0)**

Dec. 30, 1992	H	W	90-68
---------------	---	---	-------

**Texas (19-11)**

Feb. 13, 1911	H	W	39-10
Feb. 9, 1947	Hou	L	31-50
Feb. 3, 1948	H	L	45-60
Dec. 22, 1950	SA	L	55-68
Dec. 17, 1951	H	W	59-55
Dec. 15, 1958	H	W	52-47
Dec. 14, 1959	A	L	67-84
Dec. 1960	A	W	62-59

# Series Records

INTRO

THIS IS LSU

TIGERS

COACHES

REVIEW

PREVIEW

RECORDS

HISTORY

LSU

MEDIA

SLC = Salt Lake City, Utah  
Atl = Atlanta, Ga.  
**LSU at home: LSU leads, 9-2**  
**at Texas: Texas leads, 6-5**  
**at Neutral Sites: LSU leads, 5-2**

## Texas A&M (14-9)

Jan. 1917	H	W	24-15
Jan. 1917	H	W	30-14
Jan. 25, 1921	H	W	30-28
Jan. 26, 1921	H	W	31-30
Feb. 21, 1921	A	W	24-16
Feb. 22, 1921	A	L	19-49
Dec. 14, 1941	H	L	41-56
Dec. 12, 1945	H	W	51-50
Dec. 29, 1947	FW	L	44-45
Dec. 17, 1948	H	W	58-55
Dec. 15, 1953	H	W	77-56
Dec. 13, 1954	H	W	73-61
Jan. 20, 1955	A	L	47-58
Dec. 10, 1955	A	L	59-73
Dec. 21, 1962	A	L	61-67
Dec. 28, 1971	Hou	L	68-73
Feb. 22, 1981	H	W	67-57
Dec. 7, 1981	A	L	63-68
Dec. 8, 1982	NO	W	88-70
Dec. 3, 1983	Hou	W	75-65
Nov. 30, 2002	Hou	L	77-79
Mar. 18, 2006	Jv	W	58-57
Dec. 5, 2006	H	W	64-52

FW = Fort Worth, Texas  
Hou = Houston, Texas  
NO = New Orleans, La.  
JV = Jacksonville, Fla.  
**LSU at home: LSU leads, 10-1**  
**at Texas A&M: Texas A&M leads, 5-1**  
**at Neutral Sites: Tied, 3-3**

## Texas A&M Corpus Christi (1-0)

Dec. 14, 2002	H	W	95-60
---------------	---	---	-------

## Texas Christian (3-1)

Dec. 31, 1947	FW	W	52-46
Dec. 1960	A	W	68-62
Dec. 2, 1961	H	W	83-58
Nov. 21, 1986	H	L	74-83

FW = Fort Worth, Texas

## Texas-El Paso (2-1)

Dec. 21, 1981	H	W	71-59
Dec. 22, 1982	A	W	51-49
March 17, 1989	Tuc	L	74-85

Tuc = Tucson, Ariz.

## Texas Pan American (3-0)

Nov. 30, 1982	H	W	76-67
Dec. 21, 1983	H	W	81-70
Nov. 16, 1998	H	W	75-56

## Texas Southern (1-0)

Dec. 8, 2000	H	W	89-57
--------------	---	---	-------

## Texas Tech (1-3)

Dec. 16, 1957	H	L	72-79
Dec. 19, 1958	A	L	60-73
Dec. 18, 1959	H	L	65-72
Dec. 1960	A	W (ot)	73-69

## Towson University (1-0)

Nov. 28, 2001	H	W	83-46
---------------	---	---	-------

## Troy State (3-1)

Dec. 6, 1994	H	W	113-78
Nov. 22, 1996	H	W#	90-59
Dec. 22, 1998	H	W	74-56
Nov. 26, 2004	H	W	78-69

#Game forfeited by NCAA

## Tulane (124-83)

Jan. 26, 1911	H	W	47-7
Jan. 27, 1911	H	W	26-15
Feb. 17, 1911	A	W	27-25

Feb. 18, 1911	A	L	13-15
Feb. 14, 1913	A	L	13-15
Feb. 15, 1913	A	L	20-26
Feb. 28, 1913	H	L	15-16
March 1, 1913	H	W	13-12
Feb. 13, 1914	H	L	14-26
Feb. 14, 1914	H	L	7-10
Feb. 27, 1914	A	L	12-25
Feb. 28, 1914	A	L	6-13
Feb. 19, 1915	H	W	28-17
Feb. 20, 1915	H	W	39-19
Feb. 4, 1916	H	L	21-24
Feb. 5, 1916	H	L	18-22
Feb. 18, 1916	A	L	14-26
Feb. 19, 1916	A	W	19-16
Feb. 9, 1917	A	W	37-20
Feb. 10, 1917	A	W	27-18
Feb. 23, 1917	H	W	46-27
Feb. 24, 1917	H	W	26-20
Feb. 6, 1920	A	W	35-19
Feb. 7, 1920	A	W	29-10
Feb. 27, 1920	H	W	37-12
Feb. 28, 1920	H	W	37-12
Feb. 4, 1921	H	W	42-27
Feb. 5, 1921	H	W	52-24
Feb. 1921	A	L	29-31
Feb. 1921	A	W	27-20
Jan. 27, 1922	A	W	18-15
Jan. 28, 1922	A	W	26-18
Feb. 20, 1922	H	L	23-39
Feb. 21, 1922	H	W	34-19
Feb. 9, 1923	H	L	24-33
Feb. 10, 1923	H	L	18-28
Feb. 16, 1923	A	L	23-40
Feb. 17, 1923	A	L	11-34
Feb. 8, 1924	H	L	21-41
Feb. 9, 1924	H	L	29-38
Feb. 22, 1924	A	L	13-39
Feb. 23, 1924	A	L	26-30
Feb. 6, 1925	A	L	15-42
Feb. 7, 1925	A	L	15-43
Feb. 20, 1925	H	L	24-35
Feb. 21, 1925	H	L	23-26
Feb. 5, 1926	H	W	30-23
Feb. 6, 1926	H	L	23-24
Feb. 19, 1926	A	L	29-32
Feb. 20, 1926	A	L	13-22
Feb. 4, 1927	A	L	20-27
Feb. 5, 1927	A	L	9-36
Feb. 18, 1927	H	L	20-25
Feb. 19, 1927	H	L	20-23
Feb. 3, 1928	H	W	47-13
Feb. 4, 1928	H	W	41-18
Feb. 17, 1928	A	W	36-20
Feb. 18, 1928	A	W	39-25
Feb. 15, 1929	A	L	37-40
Feb. 16, 1929	A	W	28-21
Feb. 22, 1929	H	W	37-35
Feb. 23, 1929	H	L	32-33
Feb. 14, 1930	H	W	35-30
Feb. 15, 1930	H	W	24-15
Feb. 21, 1930	A	L	25-27
Feb. 22, 1930	A	L	27-30
Feb. 13, 1931	A	L	23-38
Feb. 14, 1931	A	W	39-31
Feb. 20, 1931	H	W	49-30
Feb. 21, 1931	H	W	48-27
Feb. 11, 1932	H	W	32-25
Feb. 12, 1932	H	W	34-22
Feb. 19, 1932	A	W	29-26
Feb. 20, 1932	A	L	29-33
Feb. 10, 1933	A	L	31-44
Feb. 11, 1933	A	W	46-28
Feb. 17, 1933	H	W	50-38
Feb. 18, 1933	H	W	51-37
Jan. 19, 1934	H	W	29-25
Jan. 20, 1934	H	W	48-26
Feb. 16, 1934	A	W	43-22
Feb. 17, 1934	A	W	36-21
Feb. 8, 1935	A	W	34-16
Feb. 9, 1935	A	W	35-24
Feb. 22, 1935	H	W	65-20

Feb. 23, 1935	H	W	64-23
Feb. 7, 1936	H	W	52-27
Feb. 8, 1936	H	W	49-26
Feb. 21, 1936	A	W	50-30
Feb. 22, 1936	A	W	46-22
Feb. 5, 1937	H	W	42-31
Feb. 6, 1937	H	W	46-42
Feb. 19, 1937	A	W	37-31
Feb. 20, 1937	A	L	32-52
Feb. 18, 1938	A	W	44-42
Feb. 19, 1938	A	W	31-27
Feb. 25, 1938	H	W	42-31
Feb. 26, 1938	H	L	39-41
Feb. 17, 1939	H	W	36-33
Feb. 18, 1939	H	L	33-36
Feb. 23, 1939	A	L	30-36
Feb. 24, 1939	A	W	41-31
Feb. 15, 1940	A	W	34-31
Feb. 16, 1940	A	W	35-29
Feb. 22, 1940	H	W	42-39
Feb. 23, 1940	H	W	40-39
Feb. 29, 1940	Knox	W	57-44
Feb. 14, 1941	H	L	44-55
Feb. 15, 1941	H	L	35-39
Feb. 20, 1941	A	W	59-44
Feb. 21, 1941	A	W	40-37
Feb. 12, 1942	H	W	51-46
Feb. 13, 1942	H	W	50-49
Feb. 19, 1942	A	W	48-44
Feb. 20, 1942	A	W	31-21
Feb. 1, 1943	A	W	91-57
Feb. 2, 1943	A	W	59-57
Feb. 19, 1943	H	W	35-34
Feb. 20, 1943	H	W	46-40
Feb. 9, 1944	H	L	42-43
Feb. 10, 1944	H	L	37-38
Feb. 16, 1944	A	L	39-41
Feb. 17, 1944	A	L	44-66
Feb. 1, 1945	A	L	43-45
Feb. 2, 1945	A	L	32-44
Feb. 9, 1945	H	W	50-44
Feb. 10, 1945	H	W	61-55
Feb. 21, 1946	H	W	54-45
Feb. 23, 1946	A	W	52-36
Feb. 28, 1946	Lville	W	74-29
Dec. 30, 1946	A	W	54-51
Jan. 17, 1947	A	L	38-40
Feb. 21, 1947	H	W	55-40
Feb. 28, 1947	Lville	L	50-63
Jan. 1948	H	L	42-54
Feb. 20, 1948	A	L	41-50
Jan. 14, 1949	A	L	51-71
Feb. 25, 1949	H	L	45-72
March 5, 1949	Lville	L	63-72
Jan. 13, 1950	H	L	70-75
Feb. 24, 1950	A	L	71-77
Feb. 10, 1951	A	L	54-69
Feb. 23, 1951	H	W	51-46
Jan. 26, 1952	A	L	67-71
Feb. 9, 1952	H	W	78-66
Feb. 7, 1953	H	W	48-31
March 6, 1953	A	W	53-52
Feb. 6, 1954	H	W	66-47
March 6, 1954	A	W	63-52
Feb. 5, 1955	H	L	57-81
March 4, 1955	A	L	53-82
Jan. 30, 1956	H	W	87-66
March 2, 1956	A	L	68-81
Jan. 18, 1957	H	L (ot)	64-66
March 1, 1957	A	L	51-59
Jan. 17, 1958	A	W	69-63
Feb. 28, 1958	A	W	67-63
Jan. 16, 1959	H	L	59-69
Feb. 27, 1959	A	L	65-77
Feb. 25, 1960	H	L	58-72
March 2, 1960	A	L	54-64
Jan. 28, 1961	H	W	86-66
March 2, 1961	A	L	65-68
Feb. 22, 1962	H	W	70-53
March 9, 1962	A	L	69-84
Feb. 12, 1963	H	L	57-59
March 1, 1963	A	L	65-77

Jan. 15, 1964	H	W	83-74
Feb. 28, 1964	A	L	68-80
Jan. 13, 1965	H	W	79-67
Feb. 27, 1965	A	W	77-74
Feb. 2, 1966	H	L	69-82
March 5, 1966	A	L	78-86
Dec. 14, 1966	H	W	93-83
Jan. 12, 1967	A	L	89-99
Jan. 11, 1968	A	W	100-91
Feb. 21, 1968	H	W	99-92
Dec. 14, 1968	H	L(2ot)	99-101
Feb. 10, 1968	A	L	94-110
Dec. 13, 1969	A	W	97-91
Feb. 9, 1970	H	W	127-114
Dec. 16, 1971	H	W	94-79
Feb. 3, 1971	A	L	86-93
Jan. 17, 1972	H	W	76-58
Feb. 9, 1972	A	W	75-71
Feb. 8, 1973	A	W	92-83
Feb. 14, 1973	H	W	73-63
Dec. 19, 1973	A	W	67-60
Dec. 27, 1973	H	W	76-44
Dec. 4, 1974	H	W	80-78
Dec. 18, 1974	A	W	84-82
Dec. 3, 1975	A	W	79-65
Nov. 26, 1976	H	W	94-85
Dec. 7, 1977	H	W	120-88
Dec. 18, 1977	A	W	83-74
Dec. 4, 1978	H	W	109-85
Dec. 9, 1978	A	W	98-88
Dec. 5, 1979	A	W	80-79
Dec. 22, 1979	H	W	95-85
Dec. 6, 1980	H	W	119-81
Dec. 20, 1980	A	W	86-72
March 12, 1982	H	L	72-83
Dec. 28, 2002	A	W	74-62
Dec. 23, 2003	H	W	67-48
Nov. 19, 2004	H	W	83-58
Jan. 7, 2006	H	W	75-58
Dec. 2, 2006	A	W	74-67

Knox = Knoxville, Tenn.  
Lville = Louisville, Ky.  
**LSU at home: LSU leads, 69-33**  
**at New Orleans: LSU leads, 53-48**  
**at Neutral Sites: Tied, 2-2**

## Tulsa (1-1)

Dec. 12, 1952	A	L	58-84
Jan. 26, 1953	H	W	55-51

## U.S. International (1-0)

Feb. 1958	A	L	60-78
Feb. 7, 1959	H	L	57-72
Feb. 6, 1960	A	L	68-80
Feb. 1961	H	W	65-61
Feb. 12, 1962	A	L	67-70
Feb. 8, 1963	H	W	63-56
Feb. 8, 1964	A	L	64-66
Feb. 8, 1965	H	L	85-96
March 8, 1965	A	L	60-106
Jan. 29, 1966	A	L	66-98
Feb. 26, 1966	H	L	84-102
Jan. 30, 1967	A	L	77-79
March 6, 1967	A	L	66-75
Jan. 29, 1968	H	L	91-99
March 4, 1968	A	L	86-115
Jan. 9, 1969	A	L	92-94
Feb. 17, 1969	H	L	83-85
Dec. 11, 1969	H	W	109-86
Feb. 14, 1970	A	W	99-89
Feb. 13, 1971	H	L	75-81
March 4, 1971	A	W	87-85
Jan. 3, 1972	H	L	73-80
Feb. 19, 1972	A	L	83-104
Jan. 2, 1973	H	L	66-71
Feb. 17, 1973	A	L	72-82
Jan. 12, 1974	H	W	84-81
Feb. 11, 1974	A	L	88-91
Jan. 11, 1975	A	L	82-91
Feb. 10, 1975	H	L	74-83
Jan. 31, 1976	A	L	90-103
Feb. 28, 1976	H	W	89-75
Jan. 24, 1977	A	L	67-78
Feb. 21, 1977	H	W	95-74
Jan. 16, 1978	A	W	77-55
Feb. 13, 1978	H	W	80-73
Jan. 8, 1979	A	L	87-88
Feb. 5, 1979	H	W	92-71
Jan. 2, 1980	A	L	66-77
Jan. 30, 1980	H	W	83-81
Jan. 7, 1981	H	W	77-61
Feb. 4, 1981	A	W	86-81
Jan. 6, 1982	A	W	80-73
Feb. 3, 1982	H	W	78-70
Jan. 3, 1983	A	L	65-67
March 3, 1983	H	W	66-53
Jan. 1, 1984	H	W	73-66
March 3, 1984	A	L	68-74
Jan. 19, 1985	A	W	69-68
Feb. 20, 1985	H	W	64-55
Jan. 18, 1986	H	W	84-67
Feb. 20, 1986	A	W	74-68
Dec. 22, 1986	H	L	61-63
Jan. 31, 1987	A	L	65-66
Jan. 6, 1988	A	W	51-39
Feb. 6, 1988	H	W	94-79

Jan. 18, 1989	H	W	85-84
Feb. 18, 1989	A	L	74-108
Jan. 16, 1990	H	W	101-72
Feb. 18, 1990	A	W	121-108
Jan. 2, 1991	H	W	87-70
Feb. 2, 1991	A	L	59-63
Feb. 15, 1992	A	L	69-76
Feb. 17, 1993	H	L	66-87
March 13, 1993	Lex	W	72-62
Jan. 15, 1994	A	W	83-81
Jan. 28, 1995	H	L	58-66
March 9, 1995	Atl	L	61-85
Jan. 10, 1996	A	W	71-68
Jan. 15, 1997	H	L	62-69
Feb. 25, 1998	A	L	58-60
Feb. 23, 1999	H	W	64-59
Jan. 15, 2000	A	L	62-65
March 10, 2000	Atl	W	71-60
Jan. 10, 2001	H	L	67-71
Feb. 6, 2002	A	L	63-68
March 7, 2002	Atl	W	69-62
Feb. 12, 2003	H	W	79-60
Feb. 21, 2004	A	L	54-74
March 5, 2005	H	W	81-69
Feb. 22, 2006	A	W	77-66
Mar. 10, 2006	A	W	92-73
Jan. 24, 2007	H	L	53-64

Atl = Atlanta, Ga.  
Lex = Lexington, Ky.  
Lvill = Louisville, Ky.  
Mem = Memphis, Tenn.  
**LSU at home: LSU leads, 28-16**  
**at Vanderbilt: Vanderbilt leads, 34-14**  
**at Neutral Sites: LSU leads, 5-4**

### Villanova (2-2)

Dec. 29, 1952	NO	W	100-94
Dec. 28, 1976	H	L	68-76
March 15, 1990	Knox	W	70-63
Nov. 24, 1990	Sfld	L	91-93

NO = New Orleans, La.  
Knox = Knoxville, Tenn.  
Sfld = Springfield, Mass.

### Virginia (0-1)

March 30, 1981	Phil	L	74-78
----------------	------	---	-------

Phil = Philadelphia, Pa.

### Va. Military Institute (1-0)

Dec. 27, 1956	Sport	W	88-67
---------------	-------	---	-------

Sport = Shreveport, La.

### Virginia Tech (0-1)

Dec. 20, 1963	A	L	64-72
---------------	---	---	-------

### Wake Forest (1-0)

Dec. 28, 1981	NO	W	70-64
---------------	----	---	-------

NO = New Orleans, La.

### Washington (3-2)

March 18, 1953	KC	L	69-88
Nov. 30, 1977	H	W	83-58
Dec. 1, 1983	H	W	51-48
Nov. 27, 1985	A	W	70-61
Dec. 20, 2006	A	L	88-72

### Washington & Lee (0-1)

Feb. 1929	Atl	L	22-32
-----------	-----	---	-------

Atl = Atlanta, Ga.

### Washington State (0-1)

Dec. 1, 1973	A	L	78-80
--------------	---	---	-------

### Weber State (2-0)

Dec. 20, 1972	Log	W	82-80
Nov. 23, 2001	Hilo	L (ot)	74-75

Log = Logan, Utah  
Hilo = Hilo, Hawaii

### Western Kentucky (1-0)

Jan. 24, 1987	H	W	67-62
---------------	---	---	-------

### West Virginia (0-1)

Nov. 27, 2004	H	L	69-84
Nov. 26, 2005	A	W(ot)	71-68

### West Virginia State (1-0)

Dec. 29, 1986	Hono	W	93-76
---------------	------	---	-------

Hono = Honolulu, Hawaii

### Wichita State (1-2)

March 22, 1981	NO	W	96-85
Feb. 21, 1982	H	L	65-66
Nov. 25, 2006	H	L	53-57

NO = New Orleans, La.

### Winthrop (1-0)

Dec. 28, 1993	H	W	100-71
---------------	---	---	--------

### Wisconsin (0-4)

Dec. 19, 1953	H	L	66-82
Dec. 18, 1954	A	L	68-107
Dec. 15, 1967	Mil	L	94-96
March 23, 2000	Al	L	48-61

Mil = Milwaukee, Wis.  
Al = Albuquerque, N.M.

### Wright State (1-0)

Dec. 27, 2006	H	W	71-45
---------------	---	---	-------

### Wyoming (3-0)

Dec. 26, 1968	OKC	W	84-78
Nov. 27, 1999	Hon	W	103-86
Jan. 3, 2001	H	W	73-69

OKC = Oklahoma City, Okla.  
Hon = Honolulu, Hawaii

### Xavier, Ohio (1-1)

Dec. 28, 1964	OKC	L	87-93
Dec. 22, 1980	H	W	78-62

OKC = Oklahoma City, Okla.

### Yale (0-1)

Dec. 30, 1969	Hono	L	94-97
---------------	------	---	-------

Hono = Honolulu, Hawaii

### YMCA (BR) (1-0)

Jan. 6, 1926	H	W	37-25
--------------	---	---	-------

### YMCA (Houston) (3-0)

Feb. 25, 1921	A	W	49-19
Feb. 10, 1922	A	W	29-27
Feb. 11, 1922	A	W	28-22

### YMCA (Mobile) (1-1)

Feb. 1917	A	L	18-37
Feb. 14, 1920	A	W	26-22

### YMCA (New Orleans) (5-4)

Feb. 26, 1909	A	L	11-27
Feb. 27, 1909	A	L	16-37
Feb. 26, 1910	A	L	11-53
March 5, 1910	H	W	30-17
Feb. 5, 1912	A	L	24-25
Feb. 17, 1912	H	W	23-19
Feb. 6, 1915	H	W	55-18
Dec. 1915	H	W	42-26
Jan. 15, 1921	H	W	42-26

### YMGC (New Orleans) (6-0)

Feb. 25, 1912	H	W	32-6
Feb. 8, 1913	H	W	39-11
Feb. 1915	H	W	24-11
Jan. 1916	H	W	39-22
Jan. 1917	H	W	54-22
Jan. 3, 1920	H	W	47-19



# Championship Teams

- INTRO
- THIS IS LSU
- TIGERS
- COACHES
- REVIEW
- PREVIEW
- RECORDS
- HISTORY
- LSU
- MEDIA



## 1934-35 LSU Fighting Tigers

**14-1, 11-0 • Winner American Legion Bowl - Atlantic City, N. J. SEC Champions • Coach Harry Rabenhorst**

(Front Row) Blackie Banker, Wally Wells, Henry Young, Sparky Wade, Nolan Miller, Guy Ottwell, Milford McDonald, Mac Michael. (Back Row) Judge Bryan, Bill Leathers, Shongaloo Lindsey, Sid Adger, Texas Bo Bohannon, Red Beeson, Jack Harris, Ben Journey, Buddy Blair.



## 1978-79 LSU Fighting Tigers

**23-6 • SEC Champions Coach Dale Brown**

(Front Row) Gus Rudolph, Walter Campbell, Al Green, Ernie Brown, Coach Dale Brown, Jordy Hultberg, Willie Sims, J. Brian Bergeron, Ethan Martin. (Back Row) Assistant Coach Ron Abernathy, Duane DeArmond, Lionel Green, Andy Campbell, Rick Mattick, Greg Cook, Durand Macklin, Joe Costello, Assistant Coach Art Tollo.



## 1952-53 LSU Fighting Tigers

**22-3 • SEC Champions • NCAA Final Four Coach Harry Rabenhorst**

(Front Row) Don Loughmiller, Darrell Schultz, Benny McArdle, Norman Magee, Charley Robert. (Middle Row) Coach Harry Rabenhorst, Bill Lee, Leslie Jones, Don Belcher, Kenny Bridges, Assistant Coach John Chaney. (Back Row) Manager Fred Poerschke, James McNeilly, Bob Freshley, Bob Pettit, Ned Clark, P. Brayman.



## 1979-80 LSU Fighting Tigers

**26-6 • SEC Tournament Champions Coach Dale Brown**

(Front Row) Durand Macklin, Tyrone Black, Greg Cook, Andy Campbell, Rick Mattick, DeWayne Scales, Gus Rudolph. (Back Row) J. Brian Bergeron, Jordy Hultberg, Willie Sims, Duane DeArmond, Howard Carter, Mark Alcorn, Ethan Martin.



## 1953-54 LSU Fighting Tigers

**20-5 • SEC Champions Coach Harry Rabenhorst**

(Front Row) Coach Harry Rabenhorst, Jim McNeilly, Ned Clark, Bob Pettit, Bob Freshley, Bill Lee, Assistant Coach John Chaney. (Middle Row) Don Sebastian, Paul Zinser, Norman Magee, Benny McArdle, Don Loughmiller, Manager Fred Poerschke. (Back Row) Les Jones, Roger Sigler, Dick Holt, Troy Rushing, Don Belcher.




## 1980-81 LSU Fighting Tigers

**31-5 • Most Wins in LSU History SEC Champions • NCAA Final Four Coach Dale Brown**

(Front Row) J. Brian Bergeron, Ethan Martin, Willie Sims, Johnny Jones, Matt England, Mark Alcorn, Brian Kistler. (Back Row) Manager Stan Harris, Assistant Coach Jordy Hultberg, Assistant Coach Rick Huckabay, Howard Carter, Joe Costello, Tyrone Black, Andy Campbell, Greg Cook, Leonard Mitchell, Durand Macklin, John Tudor, Head Coach Dale Brown, Assistant Coach Ron Abernathy, Trainer Dr. Martin J. Broussard


- INTRO
- THIS IS LSU
- TIGERS
- COACHES
- REVIEW
- PREVIEW
- RECORDS
- HISTORY
- LSU
- MEDIA



## 1984-85 LSU Fighting Tigers

**19-10 • SEC Champions**  
**Coach Dale Brown**

(Front Row) Don Redden, Oliver Brown, Ocie Conley, Derrick Taylor, Dennis Brown, Anthony Wilson, Neboisha Bukumirovich. (Back Row) Ricky Blanton, Jose Vargas, Damon Vance, Zoran Jovanovich, Jerry Reynolds, Nikita Wilson, John Williams.



## 1999-00 LSU Fighting Tigers

**28-6 • SEC Champions • NCAA Sweet Sixteen**  
**Coach John Brady**

(Front Row) Assoc. Coach Kermit Davis, Brandon Landry, Brian Green, Torris Bright, Head Coach John Brady, Jack Warner, Jeremy Comeaux, Jermaine Williams, Asst. Coach Butch Pierre; (Second Row) Admin. Asst. Scott Osborne, Trainer Drew Shea, Ronald Dupree, Brian Beshara, Brad Bridgewater, Jabari Smith, Stromile Swift, Collis Temple III, Lamont Roland, Asst. Coach Donnie Tyndall, Strength Coach Nick Buchholz.



## 1985-86 LSU Fighting Tigers

**26-12 • NCAA Final Four**  
**Coach Dale Brown**

(Front Row) Edwin Wilson, Ocie Conley, Derrick Taylor, Don Redden, Anthony Wilson, Neboisha Bukumirovich. (Back Row) Oliver Brown, Ricky Blanton, Jose Vargas, Zoran Jovanovich, John Williams, Bernard Woodside.



## 2004-05 LSU Fighting Tigers

**20-10 • SEC Western Division Champions**  
**Coach John Brady**

Front Row: Associate Head Coach Butch Pierre, David Fleshman, Josh Maravich, Darrel Mitchell, Antonio Hudson, Head Coach John Brady, Xavier Whipple, Garrett Temple, Tack Minor, Darnell Lazare, Assistant Coach Nikita Johnson. Back Row: Manager Brad Barrios, Athletic Trainer Drew Shea, Academic Advisor Rachel Lassiter, Assistant Coach John Treloar, Brandon Bass, Tyrus Thomas, Glen Davis, Paul Wolfert, Ross Neltner, Regis Koundjia, Strength Coach Scott Gadeken, Administrative Assistant Scott Soprych, Manager Raymond Griffin.



## 1990-91 LSU Fighting Tigers

**20-10 • SEC Champions**  
**Coach Dale Brown**

(Front Row) Trainer Steven Saccaro, Manager Tom Cherry, Mike Hansen, Danny Moscovitz, Vernel Singleton, Shawn Griggs, John Picou, T.J. Pugh, Manager Greg Polk, Trainer Tim Ezell. (Back Row) Administrative Assistant Jim Childers, Supervisor of Athletic Training Dr. Marty Broussard, Assistant Coach Johnny Jones, Lenear Burns, Harold Boudreaux, Geert Hammink, Shaquille O'Neal, Richard Krajewski, Wayne Sims, Assistant Coach Craig Carse, Head Coach Dale Brown.



## 2005-06 LSU Fighting Tigers

**27-9 • SEC Champions • NCAA Final Four**  
**Coach John Brady**

Front Row (L-R): Academic Advisor Tommy Powell, Glen Davis, Dameron Mason, Tasmin Mitchell, David Fleshman, Tack Minor, Head Coach John Brady, Darrel Mitchell, Ben Voogd, Alex Farrer, Garrett Temple, Darnell Lazare, Manager Jason Reed. Back Row (L-R): Trainer Shawn Eddy, Strength and Conditioning Coach Jeff Dillman, Assistant Coach John Treloar, Associate Head Coach Butch Pierre, Tyrus Thomas, Magnum Rolle, Chris Johnson, Kentrell Gransberry, Assistant Coach Nikita Johnson, Administrative Assistant Scott Soprych, Manager Chris Heine, Manager Louis Ruffino.



# Records vs. Conferences

INTRO

THIS IS LSU

TIGERS

COACHES

REVIEW

PREVIEW

RECORDS

HISTORY

LSU

MEDIA

## Southeastern Conference

<b>Record vs. SEC: 609-618</b>	
Alabama	64-94
Arkansas	18-26
Auburn	79-57
Florida	58-37
Georgia	57-40
Kentucky	22-77
Ole Miss	113-79
Mississippi State	101-88
South Carolina	9-11
Tennessee	42-55
Vanderbilt	47-54

## American East Conference

<b>LSU Record vs. AE: 4-0</b>	
<b>SEC Record in 2007: 0-0</b>	
Boston University	2-0
Maine	1-0
Maryland-Baltimore County	1-0

## Atlantic 10 Conference

<b>LSU Record vs. Atlantic 10: 6-7</b>	
<b>SEC Record in 2007: 5-2</b>	
Dayton	0-2
Fordham	1-0
St. Joseph's (Pa.)	0-1
Saint Louis	1-3
Temple	2-0
Xavier (Ohio)	1-1
Duquesne	1-0

## Atlantic Coast Conference

<b>LSU Record vs. ACC: 34-39</b>	
<b>SEC Record in 2007: 6-9</b>	
Clemson	3-2
Duke	2-5
Florida State	3-2
Georgia Tech	20-14
Maryland	2-2
Miami (Fla.)	1-3
North Carolina	2-9
Virginia	0-1
Virginia Tech	0-1
Wake Forest	1-0

## Atlantic Sun Conference

<b>LSU Record vs. AS: 6-1</b>	
<b>SEC Record in 2007: 13-0</b>	
Belmont	1-0
Campbell	2-0
Jacksonville	0-1
Mercer	3-0

## Big 12 Conference

<b>LSU Record vs. Big 12: 45-32</b>	
<b>SEC Record in 2007: 5-12</b>	
Baylor	3-4
Kansas	1-3
Missouri	1-0
Nebraska	1-0
Oklahoma	3-1
Oklahoma State	2-1
Texas	19-11
Texas A&M	14-9
Texas Tech	1-3

## Big East Conference

<b>LSU Record vs. Big East: 18-27</b>	
<b>SEC Record in 2007: 6-6</b>	
Cincinnati	0-1
Connecticut	1-2
DePaul	3-3
Georgetown	4-2
Louisville	1-8
Marquette	0-1
Notre Dame	1-0
Pittsburgh	2-2
St. John's	1-2
Syracuse	0-1
Villanova	2-2
West Virginia	3-3

## Big Sky Conference

<b>LSU Record vs. Big Sky: 8-0</b>	
<b>SEC Record in 2007: 0-0</b>	
Montana State	4-0
Northern Arizona	2-0
Weber State	2-0

## Big South Conference

<b>LSU Record vs. Big South: 2-1</b>	
<b>SEC Record in 2007: 3-1</b>	
Radford	0-1
VMI	1-0
Winthrop	1-0

## Big Ten Conference

<b>LSU Record vs. Big 10: 5-20</b>	
<b>SEC Record in 2007: 5-4</b>	
Illinois	0-2
Indiana	0-5
Iowa	2-1
Michigan	0-2
Michigan State	0-1
Northwestern	1-2
Ohio State	1-1
Penn State	0-1
Purdue	1-1
Wisconsin	0-4

## Big West Conference

<b>LSU Record vs. Big West: 1-1</b>	
<b>SEC Record in 2007: 1-1</b>	
Pacific	1-1

## Colonial Athletic Association

<b>LSU Record vs. Colonial: 8-0</b>	
<b>SEC Record in 2007: 1-1</b>	
Delaware	1-0
George Mason	1-0
Georgia State	1-0
Wilmington	4-0
Towson	1-0

## Conference USA

<b>LSU Record vs. CUSA: 158-124</b>	
<b>SEC Record in 2007: 7-3</b>	
Houston	5-9
Memphis	2-2
Rice	16-24
SMU	2-2
Southern Miss	5-1
Tulane	124-83
Tulsa	1-1
UAB	1-1
UTEP	2-1

## Horizon League

<b>LSU Record vs. Horizon: 5-0</b>	
<b>SEC Record in 2007: 3-1</b>	
Cleveland State	1-0
Illinois-Chicago	1-0
Loyola-Chicago	2-0
Wright State	1-0

## Ivy League

<b>LSU Record vs. Ivy: 3-1</b>	
<b>SEC Record in 2007: 1-0</b>	
Cornell	3-0
Yale	0-1

## Metro Atlantic Conference

<b>LSU Record vs. Metro Atl.: 8-3</b>	
<b>SEC Record in 2007: 2-0</b>	
Canisius	0-2
Iona	3-1
Marist	2-0
Niagara	1-0
St. Peter's	2-0

## Mid-American Conference

<b>LSU Record vs. Mid-America: 0-1</b>	
<b>SEC Record in 2007: 3-0</b>	
Ball State	0-1

## Mid-Continent Conference

<b>LSU Record vs. Mid-Cont.: 12-3</b>	
<b>SEC Record in 2007: 3-0</b>	
Centenary	7-1
Oakland	1-0
Oral Roberts	4-2

## Mid-Eastern Athletic Conf.

<b>LSU Record vs. MEAC: 4-2</b>	
<b>SEC Record in 2007: 5-0</b>	
Coppin State	0-1
Delaware State	1-0
Howard	1-0
Norfolk State	1-0
North Carolina A&T	1-1

## Missouri Valley Conference

<b>LSU Record vs. MVC: 2-6</b>	
<b>SEC Record in 2007: 2-1</b>	
Creighton	0-1
Drake	1-0
Evansville	0-1
Northern Iowa	0-2
Wichita State	1-2

## Mountain West Conference

<b>LSU Record vs. MW: 11-6</b>	
<b>SEC Record in 2007: 0-1</b>	
Brigham Young	1-1
TCU	3-1
UNLV	3-3
Utah	1-1
Wyoming	3-0

## Northeast Conference

<b>LSU Record vs. Northeast: 7-1</b>	
<b>SEC Record in 2007: 0-0</b>	
Central Connecticut State	1-0
Farleigh Dickinson	1-0
Long Island	0-1
Robert Morris	1-0
St. Francis (N.Y.)	1-0
St. Francis (Pa.)	1-0

## Ohio Valley Conference

<b>LSU Record vs. OVC: 9-1</b>	
<b>SEC Record in 2007: 9-0</b>	
Morehead State	1-0
Samford	3-1
Southeast Missouri State	1-0
Tennessee-Martin	3-0
Tennessee State	1-0

## Pacific 10 Conference

<b>LSU Record vs. Pac-10: 15-23</b>	
<b>SEC Record in 2007: 5-3</b>	
Arizona	3-3
California	2-1
Oregon State	4-1
Southern California	1-6
Stanford	2-2
UCLA	0-7
Washington	3-2
Washington State	0-1

## Patriot League

<b>LSU Record vs. Patriot: 6-3</b>	
<b>SEC Record in 2006: 0-0</b>	
Army	1-1
Colgate	2-0
Holy Cross	1-1
Lafayette	2-0
Navy	0-1

## Southern Conference

<b>LSU Record vs. Southern: 1-1</b>	
<b>SEC Record in 2007: 9-2</b>	
Appalachian State	1-0
Furman	0-1

## Southland Conference

<b>LSU Record vs. Southland: 54-8</b>	
<b>SEC Record in 2007: 10-0</b>	
Lamar	3-1
McNeese State	16-0
Nicholls State	13-0
Northwestern State	12-6
Sam Houston State	1-0
Southeastern Louisiana	7-1
Texas A&M Corpus Christi	1-0
Texas State	1-0

## Southwestern Athletic Conference

<b>LSU Record vs. SWAC: 16-1</b>	
<b>SEC Record in 2007: 15-0</b>	
Alcorn State	1-0
Grambling State	1-0
Jackson State	2-1
Miss. Valley State	1-0
Prairie View	3-0
Southern	7-0
Texas Southern	1-0

## Sun Belt Conference

<b>LSU Record vs. Sun Belt: 57-16</b>	
<b>SEC Record in 2007: 16-1</b>	
Arkansas State	2-1
Denver	1-0
Louisiana-Lafayette	34-10
Louisiana-Monroe	4-0
Middle Tennessee State	1-0
New Orleans	10-4
South Alabama	1-0
Troy	3-1
Western Kentucky	1-0

## West Coast Conference

<b>LSU Record vs. WCC: 3-0</b>	
<b>SEC Record in 2007: 3-0</b>	
Loyola Marymount	2-0
Santa Clara	1-0

## Western Athletic Conference

<b>LSU Record vs. WAC: 13-7</b>	
<b>SEC Record in 2007: 3-0</b>	
Fresno State	1-2
Hawaii	0-1
Louisiana Tech	101
Nevada	1-1
Utah State	1-2



- INTRO
- THIS IS LSU
- TIGERS
- COACHES
- REVIEW
- PREVIEW
- RECORDS
- HISTORY
- LSU
- MEDIA

## 1953 NCAA Tournament

### Coach Harry Rabenhorst

East Regional - Raleigh, N. C.

March 13 - LSU 89, Lebanon Valley 76 (Regional Semifinals)

March 14 - LSU 81, Holy Cross 73 (Regional Finals)

Final Four - Kansas City, Mo.

March 17 - Indiana 80, LSU 67 (National Semifinals)

March 18 - Washington 88, LSU 69 (National 3rd Place Game)

## 1954 NCAA Tournament

### Coach Harry Rabenhorst

East Regional - Iowa City, Iowa

March 12 - Penn State 78, LSU 70 (Regional Semifinals)

March 13 - Indiana 73, LSU 62 (Regional Third Place Game)

## 1970 National Invitation Tournament

### Coach Press Maravich

Madison Square Garden - New York, New York

March 15 - LSU 83, Georgetown 82 (First Round)

March 17 - LSU 97, Oklahoma 94 (Quarterfinals)

March 19 - Marquette 101, LSU 79 (Semifinals)

March 21 - Army 75, LSU 68 (Third Place Game)

## 1979 NCAA Tournament

### Coach Dale Brown

Mideast Regional - Bloomington, Ind.

March 10 - LSU 71, Appalachian State 57 (Second Round)

Mideast Regional - Indianapolis, Ind.

March 16 - Michigan State 87, LSU 71 (Regional Semifinals)

## 1980 NCAA Tournament

### Coach Dale Brown

Midwest Regional - Denton, Texas

March 9 - LSU 98, Alcorn State 88 (Second Round)

Midwest Regional - Houston, Texas

March 14 - LSU 68, Missouri 63 (Regional Semifinals)

March 16 - Louisville 86, LSU 66 (Regional Finals)

## 1981 NCAA Tournament

### Coach Dale Brown

Midwest Regional - Austin, Texas

March 14 - LSU 100, Lamar 78 (Second Round)

Midwest Regional - New Orleans, La.

March 20 - LSU 72, Arkansas 56 (Regional Semifinals)

March 22 - LSU 96, Wichita State 85 (Regional Finals)

NCAA Final Four - Philadelphia, Pa.

March 28 - Indiana 67, LSU 49 (National Semifinals)

March 30 - Virginia 78, LSU 74 (National Third Place Game)

## 1982 National Invitation Tournament

### Coach Dale Brown

First Round - Baton Rouge, La.

March 12 - Tulane 83, LSU 72

## 1983 National Invitation Tournament

### Coach Dale Brown

First Round - Baton Rouge, La.

March 16 - New Orleans 99, LSU 94 (ot)

## 1984 NCAA Tournament

### Coach Dale Brown

West Regional - Salt Lake City, Utah

March 15 - Dayton 74, LSU 66 (First Round)

## 1985 NCAA Tournament

### Coach Dale Brown

Southeast Regional - Dayton, Ohio

March 15 - Navy 78, LSU 55 (First Round)

## 1986 NCAA Tournament

### Coach Dale Brown

Southeast Regional - Baton Rouge, La.

March 13 - LSU 94, Purdue 87 (2 ot) (First Round)

March 15 - LSU 83, Memphis State 81 (Second Round)

Southeast Regional - Atlanta, Ga.

March 20 - LSU 70, Georgia Tech 64 (Regional Semifinals)

March 22 - LSU 59, Kentucky 57 (Regional Finals)

NCAA Final Four - Dallas, Texas

March 29 - Louisville 88, LSU 77 (National Semifinals)

## 1987 NCAA Tournament

### Coach Dale Brown

Midwest Regional - Chicago, Ill.

March 13 - LSU 85, Georgia Tech 79 (First Round)

March 15 - LSU 72, Temple 62 (Second Round)

Midwest Regional - Cincinnati, Ohio

March 20 - LSU 63, DePaul 58 (Regional Semifinals)

March 22 - Indiana 77, LSU 76 (Regional Finals)

## 1988 NCAA Tournament

### Coach Dale Brown

East Regional - Hartford, Conn.

March 18 - Georgetown 66, LSU 63 (First Round)

## 1989 NCAA Tournament

### Coach Dale Brown

West Regional - Tucson, Ariz.

March 17 - Texas-El Paso 85, LSU 74 (First Round)

## 1990 NCAA Tournament

### Coach Dale Brown

Southeast Regional - Knoxville, Tenn.

March 15 - LSU 70, Villanova 63 (First Round)

March 17 - Georgia Tech 94, LSU 91 (Second Round)

## 1991 NCAA Tournament

### Coach Dale Brown

Midwest Regional - Minneapolis, Minn.

March 14 - Connecticut 79, LSU 62 (First Round)

## 1992 NCAA Tournament

### Coach Dale Brown

West Regional - Boise, Idaho

March 19 - LSU 94, Brigham Young 83 (First Round)

March 21 - Indiana 89, LSU 79 (Second Round)

## 1993 NCAA Tournament

### Coach Dale Brown

Midwest Regional - Chicago, Ill.

March 18 - California 66, LSU 64 (First Round)

## 2000 NCAA Tournament

### Coach John Brady

West Regional - Salt Lake City

March 16 - LSU 64, SE Missouri St. 61

March 18 - LSU 72, Texas 67

West Regional - Albuquerque, N.M.

March 23 - Wisconsin 61, LSU 48

## 2002 National Invitation Tournament

### Coach John Brady

First Round - Iowa City, Iowa

March 13 - LSU 63, Iowa 61

Second Round - Baton Rouge, La.

March 19 - Ball St. 75, LSU 65

## 2003 NCAA Tournament

### Coach John Brady

First Round - Birmingham, Ala.

March 21 - Purdue 80, LSU 56

## 2004 National Invitation Tournament

### Coach John Brady

First Round -- Norman, Okla.

March 17 -- Oklahoma 70, LSU 61

## 2005 NCAA Tournament

### Coach John Brady

First Round -- Boise, Idaho

March 17 -- UAB 82, LSU 68

## 2006 NCAA Tournament

### Coach John Brady

First and Second Round -- Jacksonville, Fla.

March 16 -- LSU 80, Iona 64

March 18 -- LSU 58, Texas A&M 57

Regional Round -- Atlanta, Ga.

March 23 -- LSU 62, Duke 54

March 25 -- LSU 70, Texas 60 (ot)

NCAA Final Four -- Indianapolis, Ind.

April 1 -- UCLA 59, LSU 45

# LSU in the Postseason

INTRO

THIS IS LSU

TIGERS

COACHES

REVIEW

PREVIEW

RECORDS

HISTORY

LSU

MEDIA



The Tigers practice at the RCA Dome prior to the 2006 NCAA Final Four.



Coach Brady and Glen Davis interviewed by CBS at the 2006 NCAA Tournament.

## Most Consecutive NCAA Tournament Appearances

SCHOOL	NUMBER	YEARS
North Carolina	27	1975-01
Arizona	23	1985-present
Indiana	18	1986-2003
Kansas	18	1990-present
Kentucky	16	1992-present
Cincinnati	14	1992-2005
UCLA	14	1989-2003
Georgetown	14	1979-92
UCLA	13	1967-79
Temple	12	1990-01
Stanford	11	1995-2005
Maryland	11	1994-2004
Duke	11	1984-94
<b>LSU</b>	<b>10</b>	<b>1984-93</b>
Marquette	10	1971-80
Syracuse	10	1983-92

## Most Consecutive NCAA Tournament Appearances for Coaches

Dean Smith, North Carolina	23	1975-97
Lute Olson, Arizona	23	1985-present
Roy Williams, Kansas, North Carolina	18	1990-present
Bob Knight, Indiana	15	1986-00
John Thompson, Georgetown	14	1979-92
Bob Huggins, Cincinnati	14	1992-2005
Tubby Smith, Kentucky	14	1994-present
John Chaney, Temple	12	1990-2001
Eddie Sutton, Arkansas, Kentucky	12	1977-88
Mike Krzyzewski, Duke	12	1996-present
Mike Krzyzewski, Duke	11	1984-94
Gary Williams, Maryland	11	1994-2004
<b>Dale Brown, LSU</b>	<b>10</b>	<b>1984-93</b>
Jim Boeheim, Syracuse	10	1983-92
Kelvin Sampson, Oklahoma	10	1994-03
Mike Montgomery, Stanford	10	1995-2004

## SEC Final Four Appearances

	APPEARANCES	COACHES
Kentucky	13	Adolph Rupp (6), Joe Hall (3), Rick Pitino (3), Tubby Smith (1)
<b>LSU</b>	<b>4</b>	<b>Dale Brown (2), Harry Rabenhorst (1), John Brady (1)</b>
Florida	4	Lon Kruger (1), Billy Donovan (3)
Arkansas	2	Nolan Richardson (2)
Georgia	1	Hugh Durham (1)
Miss. State	1	Richard Williams (1)

## SEC Postseason Tournament Appearances

### NCAA Tournament

SCHOOL	APP.	W - L	PCT.
Kentucky	48	98-43	.695
Arkansas	28	39-28	.582
<b>LSU</b>	<b>19</b>	<b>23-22</b>	<b>.511</b>
Alabama	18	18-18	.500
Tennessee	15	11-16	.407
Florida	12	26-10	.722
Vanderbilt	9	9-10	.474
Auburn	8	12-8	.600
Miss. State	8	10-8	.555
South Carolina	8	4-9	.308
Georgia	7	5-7	.417
Ole Miss	6	3-6	.333

### National Invitation Tournament

SCHOOL	APP.	W - L	PCT.
Vanderbilt	11	18-10	.642
Tennessee	11	12-11	.522
Georgia	11	11-11	.500
South Carolina	10	21-8	.724
Alabama	10	17-13	.567
Kentucky	7	11-5	.688
Florida	7	6-9	.400
Ole Miss	7	7-7	.500
Miss. State	6	6-6	.500
<b>LSU</b>	<b>5</b>	<b>3-6</b>	<b>.333</b>
Auburn	5	2-5	.286
Arkansas	2	4-3	.571

### Postseason Totals

SCHOOL	APP.	W - L	PCT.
Kentucky	55	109-48	.694
Arkansas	30	43-31	.581
Alabama	28	35-31	.530
Tennessee	26	23-27	.460
<b>LSU</b>	<b>24</b>	<b>26-28</b>	<b>.481</b>
Vanderbilt	20	27-20	.574
Florida	19	32-19	.627
South Carolina	18	25-17	.595
Georgia	18	16-18	.470
Miss. State	14	16-14	.533
Auburn	13	14-13	.518
Ole Miss	13	10-13	.458

## 1953 -- AP

1. Indiana
2. Seton Hall
3. Kansas
4. Washington
5. **LSU**

## 1953 -- UPI

1. Indiana
2. Seton Hall
3. Washington
4. LaSalle
5. Kansas
6. **LSU**

## 1954 -- AP

1. Kentucky
2. LaSalle
3. Holy Cross
4. Indiana
5. Duquesne
14. **LSU**

### All-America

#### BOB PETTIT (LSU)

- Frank Selvy (Furman)
- John Schlundt (Indiana)
- Tom Gola (LaSalle)
- Cliff Hagan (Kentucky)

## 1954 -- UPI

1. Indiana
2. Kentucky
3. Duquesne
4. Oklahoma State
5. Notre Dame
8. **LSU**

## 1979 -- AP

1. Indiana State
2. UCLA
3. Michigan State
4. Notre Dame
5. Arkansas
7. **LSU**

## 1979 -- UPI

1. Indiana State
2. UCLA
3. North Carolina
4. Michigan State
5. Notre Dame
9. **LSU**

## 1980 -- AP

1. DePaul
2. Louisville
3. **LSU**
4. Kentucky
5. Oregon State

## 1980 -- UPI

1. DePaul
2. **LSU**
3. Kentucky
4. Louisville
5. Oregon State

## 1981 -- AP

1. DePaul
2. Oregon State
3. Arizona State
4. **LSU**
5. Virginia

## 1981 -- UPI

1. DePaul
2. Oregon State
3. Virginia
4. **LSU**
5. Arizona State

## 1985 -- AP

1. Georgetown
2. Michigan
3. St. John's
4. Memphis State
5. Oklahoma
20. **LSU**

## 1985 -- UPI

1. Georgetown
2. Michigan
3. St. John's (N.Y.)
4. Memphis
5. Oklahoma
19. **LSU**

## 1989 -- AP

### All-America

#### CHRIS JACKSON (LSU)

- Sean Elliot (Arizona)\*
- Stacey King (Oklahoma)
- Danny Ferry (Duke)
- Sherman Douglas (Syr.)

## 1990 -- AP

1. Oklahoma
2. Nevada-Las Vegas
3. Connecticut
4. Michigan State
5. Kansas
19. **LSU**

### All-America

#### CHRIS JACKSON (LSU)

- Lionel Simmons (LaSalle)\*
- Gary Payton (Oregon St.)
- Derrick Coleman (Syr.)
- Larry Johnson (UNLV)

## 1991 -- AP

1. UNLV
2. Arkansas
3. Indiana
4. N. Carolina
5. Ohio State
22. **LSU**

### All-America

#### SHAQUILLE O'NEAL (LSU)\*

- Larry Johnson (UNLV)
- Stacey Augmon (UNLV)
- Billy Owens (Syracuse)
- Kenny Anderson (Ga. Tech)

## 1991 -- UPI

1. UNLV
2. Arkansas
3. Indiana
4. N. Carolina
5. Ohio State
21. **LSU**

## 1992 -- AP

1. Duke
2. Kansas
3. Ohio State
4. UCLA
5. Indiana
25. **LSU**

### All-America

#### SHAQUILLE O'NEAL (LSU)

- Christian Laettner (Duke)\*
- Jim Jackson (Ohio St.)
- Harold Miner (USC)
- Alonzo Mourning (Georgetown)

## 2000 -- AP

1. Duke
2. Michigan St.
3. Stanford
4. Arizona
5. Temple
10. **LSU**

## 2000 -- USA

### Today

1. Michigan State
2. Florida
3. Iowa State
4. Duke
5. Stanford
5. Oklahoma State

### T12. LSU

## 2006-AP

1. Duke
2. Connecticut
3. Villanova
4. Memphis
5. Gonzaga
19. **LSU**

## 2006 -- USA

### Today

1. Florida
2. UCLA
3. **LSU**
4. Connecticut
5. Villanova

### AP Ratings

Regular Season Only

USA Today

Final rankings after tournament.

Player of Year Indicated\*

Writers Poll began in 1949



# LSU in the Polls

INTRO

THIS IS LSU

TIGERS

COACHES

REVIEW

PREVIEW

RECORDS

HISTORY

LSU

MEDIA

## LSU's Record as a Ranked Team in AP Poll

RK	W	L	PCT.
1			
2	2	2	.500
3	3	2	.600
4	13	4	.765
5	14	4	.778
6	13	2	.866
7	14	4	.778
8	10	6	.625
9	20	6	.769
10	20	6	.769
11	23	2	.920
12	16	3	.842
13	6	3	.667
14	25	7	.781
15	9	2	.818
16	10	6	.625
17	10	5	.667
18	7	3	.700
19	11	4	.733
20	7	3	.700
21	4	4	.500
22	2	3	.400
23	3	3	.500
24	4	4	.500
25	6	3	.667
<b>Totals</b>	<b>252</b>	<b>91</b>	<b>.735</b>

## LSU's Record vs. Ranked Teams in AP Poll

RK	W	L	PCT.
1	3	11	.214
2	2	13	.133
3	3	11	.214
4	0	16	.000
5	4	17	.190
6	4	9	.444
7	5	11	.312
8	4	16	.200
9	4	12	.250
10	1	8	.111
11	1	9	.100
12	1	9	.100
13	1	9	.100
14	1	8	.111
15	1	7	.125
16	8	5	.615
17	0	9	.000
18	4	7	.364
19	4	4	.500
20	5	6	.454
21	0	5	.000
22	2	3	.400
23	0	3	.000
24	1	4	.200
25	0	4	.000
<b>Totals</b>	<b>58</b>	<b>216</b>	<b>.212</b>

## LSU in the Associated Press Poll

<b>1952-53</b>	
Dec. 16	10
Dec. 23	8
Dec. 30	17
Jan. 6	11
Jan. 13	14
Jan. 20	14
Jan. 27	11
Feb. 3	10
Feb. 10	8
Feb. 17	6
Feb. 24	6
March 3	5
March 10	7
March 24	5

<b>1953-54</b>	
Dec. 8	10
Dec. 15	5
Dec. 22	14
Dec. 29	18
Jan. 12	16
Jan. 19	12
Jan. 26	14
Feb. 2	17
Feb. 9	17
Feb. 16	13
Feb. 23	12
March 2	7
March 9	8
March 23	14

<b>1969-70</b>	
Dec. 16	15

<b>1978-79</b>	
Preseason	14
Nov. 28	11
Dec. 5	12
Dec. 12	11
Dec. 19	10
Dec. 26	7
Jan. 3	7
Jan. 9	5
Jan. 16	9
Jan. 23	9
Jan. 30	9
Feb. 6	8
Feb. 13	6
Feb. 20	5
Feb. 27	8
March 6	9
March 13	7

<b>1979-80</b>	
Preseason	7
Dec. 4	6
Dec. 11	6
Dec. 18	7

Dec. 26	5
Jan. 2	4
Jan. 8	6
Jan. 15	14
Jan. 22	11
Jan. 29	10
Feb. 5	7
Feb. 12	6
Feb. 19	5
Feb. 26	5
March 4	3

<b>1980-81</b>	
Preseason	12
Dec. 2	15
Dec. 9	11
Dec. 16	10
Dec. 23	10
Dec. 30	10
Jan. 6	9
Jan. 13	6
Jan. 20	5
Jan. 27	4
Feb. 3	4
Feb. 10	4
Feb. 17	4
Feb. 24	2
March 3	3
March 10	4

<b>1981-82</b>	
Preseason	17

<b>1983-84</b>	
Preseason	11
Nov. 29	12
Dec. 6	9
Dec. 13	10
Dec. 20	11
Dec. 27	9
Jan. 3	9
Jan. 10	11
Jan. 17	15
Jan. 24	10
Jan. 31	14
Feb. 7	20T
Feb. 14	17

<b>1984-85</b>	
Preseason	14
Nov. 27	16
Dec. 4	13
Dec. 11	19
Dec. 18	19
Dec. 25	18
Jan. 1	14
March 5	19
March 12	20

<b>1985-86</b>	
Preseason	14
Nov. 26	12
Dec. 3	11
Dec. 10	11
Dec. 17	9
Dec. 24	9
Dec. 31	8
Jan. 7	8
Jan. 14	14
Jan. 21	14
Jan. 28	17

<b>1988-89</b>	
Feb. 7	19
Feb. 21	20

<b>1989-90</b>	
Preseason	2
Nov. 27	9
Dec. 5	9
Dec. 12	9
Dec. 19	8
Dec. 26	9
Jan. 2	11
Jan. 9	14
Jan. 16	13
Jan. 23	16
Jan. 30	14
Feb. 6	11
Feb. 13	9
Feb. 20	12
Feb. 27	15
March 6	16
March 13	19

<b>1990-91</b>	
Preseason	14
Nov. 27	20
Dec. 4	18
Dec. 11	12
Dec. 18	10
Dec. 25	15
Jan. 1	14
Jan. 8	20
Jan. 15	20
Jan. 22	16
Jan. 29	14
Feb. 5	19
Feb. 12	20
Feb. 19	19
Feb. 26	18
March 5	16
March 12	22

<b>1991-92</b>	
Preseason	6
Nov. 25	9
Dec. 2	16
Dec. 9	25
Feb. 3	22
Feb. 10	20
March 2	23
March 9	23
March 16	25

<b>1993-94</b>	
Dec. 13	25

<b>1999-2000</b>	
Jan. 4	21
Jan. 11	24
Feb. 1	22
Feb. 8	25
Feb. 15	16
Feb. 22	15
Feb. 29	12
March 7	10
March 14	10

<b>2002-03</b>	
Dec. 23	24
Dec. 30	21
Jan. 13	23

<b>2003-04</b>	
Feb. 17	24

<b>2005-06</b>	
Nov. 28	25
Jan. 30	24
Feb. 13	25
Feb. 20	24
Feb. 27	21
March 6	18
March 13	19

<b>2006-07</b>	
Preseason	5
Nov. 13	7
Nov. 20	6
Nov. 27	10
Dec. 4	9
Dec. 11	12
Dec. 18	12
Dec. 25	17
Jan. 1	14
Jan. 8	13
Jan. 15	16
Jan. 22	21

## Highlights of the AP Poll

### Poll Debut - Dec. 16, 1952

Total Poll Appearances All-Time - 189

Most Consecutive Polls - 49 (Preseason poll, 1978-79, to preseason poll, 1981-82)

Total Appearances in AP Final Poll - 11

Highest Ranking in AP Poll - 2 (Feb. 24, 1981, Preseason poll 1989-90)

LSU's record since 1948-49 against teams ranked in top 10 - 30-124 (19.4 percent)  
 LSU's record since 1948-49 against teams ranked in AP's top 25 - 58-216 (21.2 percent)  
 LSU versus top-ranked teams in the AP poll - 3-11 (21.4 percent)  
 LSU when ranked in the AP poll since 1948-49 season has a record of 252-91 (73.4 percent).  
 LSU's record when both teams are ranked is 30-36 (45.4 percent).  
 LSU was last ranked in 2006-07, earning a ranking of 21 in the Jan. 22, 2007 poll, the 12th poll of the year.



Dameon Mason goes up for a basket against No. 3 Florida (Feb. 24, 2007)

## LSU vs. Top 10 teams in the Associated Press poll since the poll started during the 1948-49 season:

### 1948-49

Jan. 14	LSU	#8 Tulane	L, 51-71	New Orleans, La.
Feb. 25	LSU	#6 Tulane	L, 45-72	Baton Rouge, La.
March 5	LSU	#7 Tulane	L, 63-72	Louisville, Ky.

### 1950-51

Jan. 31	LSU	#1 Kentucky	L, 59-81	Baton Rouge, La.
---------	-----	-------------	----------	------------------

### 1951-52

Jan. 5	LSU	#4 Kentucky	L, 47-57	Lexington, Ky.
March 1	LSU	#1 Kentucky	L, 43-44	Louisville, Ky.

### 1952-53

March 17	#7 LSU	#1 Indiana	L, 67-80	Kansas City, Mo.
March 18	#7 LSU	#4 Washington	L, 69-88	Kansas City, Mo.

### 1953-54

Dec. 12	#10 LSU	#5 Kansas	W, 68-63	Baton Rouge, La.
Dec. 28	#14 LSU	#7 Fordham	W, 65-49	New Orleans, La.
March 9	#8 LSU	#1 Kentucky	L, 56-63	Nashville, Tenn.
March 13	#8 LSU	#2 Indiana	L, 62-73	Iowa City, Tenn.

### 1954-55

Jan. 17	LSU	#1 Kentucky	L, 62-64	Baton Rouge, La.
---------	-----	-------------	----------	------------------

### 1955-56

Jan. 3	LSU	#5 N. Carolina	L, 69-95	Chapel Hill, N. C.
Jan. 14	LSU	#5 Kentucky	L, 65-107	Lexington, Ky.
Feb. 11	LSU	#4 Vanderbilt	L, 68-107	Nashville, Tenn.
Feb.	LSU	#7 Alabama	L, 59-77	Baton Rouge, La.

### 1956-57

Jan. 12	LSU	#3 Kentucky	L, 46-51	Baton Rouge, La.
---------	-----	-------------	----------	------------------

### 1957-58

Jan.	LSU	#9 Kentucky	L, 52-97	Lexington, Ky.
------	-----	-------------	----------	----------------

### 1958-59

Jan. 10	LSU	#1 Kentucky	L, 61-76	Baton Rouge, La.
Feb. 14	LSU	#4 Auburn	L, 67-115	Auburn, Ala.
Feb. 21	LSU	#5 Miss. State	L, 67-75	Baton Rouge, La.

### 1959-60

Feb. 8	LSU	#6 Georgia Tech	L, 56-76	Atlanta, Ga.
--------	-----	-----------------	----------	--------------

### 1960-61

Dec.	LSU	#8 Duke	L, 74-80	Durham, N.C.
Dec.	LSU	#5 N. Carolina	L, 61-77	Chapel Hill, N.C.
Dec.	LSU	#5 Louisville	L, 53-72	Baton Rouge, La.

### 1961-62

Jan. 12	LSU	#3 Kentucky	L, 63-84	Lexington, Ky.
Feb. 3	LSU	#10 Miss. State	L, 66-87	Starkville, Miss.
Feb. 24	LSU	#5 Miss. State	L, 48-58	Baton Rouge, La.

### 1962-63

Feb. 9	LSU	#6 Georgia Tech	W, 56-54	Baton Rouge, La.
Feb. 23	LSU	#8 Miss. State	L, 64-99	Baton Rouge, La.

### 1963-64

Dec. 26	LSU	#9 Oregon State	L, 57-87	Portland, Ore.
Jan. 10	LSU	#2 Kentucky	L, 84-103	Lexington, Ky.
Feb. 15	LSU	#8 Auburn	W, 86-66	Baton Rouge, La.

### 1964-65

Feb. 8	LSU	#9 Vanderbilt	L, 85-96	Baton Rouge, La.
March 8	LSU	#5 Vanderbilt	L, 60-106	Nashville, Tenn.

### 1965-66

Jan. 24	LSU	#2 Kentucky	L, 85-111	Lexington, Ky.
Jan. 29	LSU	#4 Vanderbilt	L, 66-98	Nashville, Tenn.
Feb. 26	LSU	#5 Vanderbilt	L, 84-102	Baton Rouge, La.



Tasmin Mitchell, Darrel Mitchell and Ben Voogd celebrate after beating Texas to advance to the Final Four of the 2006 NCAA Tournament.

### 1966-67

Jan. 30	LSU	#9 Vanderbilt	L, 77-79	Nashville, Tenn.
March 4	LSU	#8 Tennessee	L, 60-87	Knoxville, Tenn.

### 1967-68

Jan. 27	LSU	#9 Kentucky	L, 95-121	Baton Rouge, La.
Jan. 29	LSU	#7 Vanderbilt	L, 91-99	Baton Rouge, La.
Feb. 3	LSU	#10 Kentucky	L, 96-109	Lexington, Ky.
Feb. 5	LSU	#6 Tennessee	L, 67-87	Baton Rouge, La.

### 1968-69

Jan. 25	LSU	#5 Kentucky	L, 96-108	Baton Rouge, La.
Feb. 22	LSU	#6 Kentucky	L, 89-103	Lexington, Ky.

### 1969-70

Dec. 23	LSU	#2 UCLA	L, 84-133	Los Angeles, Calif.
Jan. 24	LSU	#2 Kentucky	L, 96-109	Lexington, Ky.
Feb. 21	LSU	#2 Kentucky	L, 105-121	Baton Rouge, La.
March 19	LSU	#8 Marquette	L, 79-101	New York, N. Y.

### 1970-71

Jan. 2	LSU	#4 S. California	L, 76-80	Los Angeles, Calif.
Jan. 25	LSU	#8 Tennessee	W, 80-70	Baton Rouge, La.

### 1972-73

Feb. 10	LSU	#6 Alabama	W, 72-70	Baton Rouge, La.
---------	-----	------------	----------	------------------

### 1973-74

Jan. 12	LSU	#6 Vanderbilt	W, 84-81	Baton Rouge, La.
Jan. 19	LSU	#10 Alabama	L, 79-80	Baton Rouge, La.
Feb. 11	LSU	#5 Vanderbilt	L, 88-91	Nashville, Tenn.
Feb. 18	LSU	#10 Alabama	L, 87-99	Tuscaloosa, Ala.

### 1974-75

Nov. 29	LSU	#10 S. California	L, 87-100	Los Angeles, Calif.
Jan. 4	LSU	#9 Kentucky	L, 80-115	Lexington, Ky.
Jan. 18	LSU	#7 Alabama	L, 67-93	Tuscaloosa, Ala.
Feb. 3	LSU	#5 Kentucky	L, 76-77	Baton Rouge, La.
Feb. 17	LSU	#7 Alabama	L, 76-80	Baton Rouge, La.

### 1975-76

Jan. 26	LSU	#10 Tennessee	L, 92-105	Baton Rouge, La.
Feb. 23	LSU	#9 Tennessee	L, 71-80	Knoxville, Tenn.

### 1976-77

Jan. 8	LSU	#4 Alabama	L, 77-80	Tuscaloosa, Ala.
Jan. 22	LSU	#6 Kentucky	L, 72-87	Lexington, Ky.
Feb. 5	LSU	#8 Alabama	L, 70-77	Baton Rouge, La.
Feb. 19	LSU	#2 Kentucky	L, 76-90	Baton Rouge, La.

INTRO

THIS IS LSU

TIGERS

COACHES

REVIEW

PREVIEW

RECORDS

HISTORY

LSU

MEDIA

# LSU in the Polls

- INTRO
- THIS IS LSU
- TIGERS
- COACHES
- REVIEW
- PREVIEW
- RECORDS
- HISTORY
- LSU
- MEDIA

## 1977-78

Dec. 29	LSU	#3 Arkansas	L, 62-67	Baton Rouge, La.
Jan. 14	LSU	#1 Kentucky	L, 76-96	Lexington, Ky.
Feb. 11	LSU	#1 Kentucky	W, 95-94	Baton Rouge, La.

## 1978-79

Jan. 6	#7 LSU	#9 Kentucky	W, 93-89	Lexington, Ky.
March 16	#7 LSU	#3 Michigan St.	L, 71-87	Indianapolis, Ind.

## 1979-80

Jan. 20	#14 LSU	#1 DePaul	L, 75-78	Chicago, Ill.
Jan. 28	#11 LSU	#5 Kentucky	W, 65-60	Lexington, Ky.
Feb. 24	#5 LSU	#3 Kentucky	L, 74-76	Baton Rouge, La.
March 1	#5 LSU	#2 Kentucky	W, 80-78	Birmingham, Ala.
March 16	#3 LSU	#2 Louisville	L, 66-86	Houston, Texas

## 1980-81

Jan. 19	#6 LSU	#3 Kentucky	W, 81-67	Baton Rouge, La.
Jan. 24	#5 LSU	#8 Tennessee	W, 80-63	Baton Rouge, La.
Feb. 21	#4 LSU	#8 Tennessee	W, 66-65	Baton Rouge, La.
March 1	#2 LSU	#9 Kentucky	L, 71-73	Lexington, Ky.
March 28	#4 LSU	#9 Indiana	L, 49-67	Philadelphia, Pa.
March 30	#4 LSU	#5 Virginia	L, 74-78	Philadelphia, Pa.

## 1981-82

Jan. 25	LSU	#9 Kentucky	L, 65-76	Lexington, Ky.
Feb. 10	LSU	#10 Alabama	W, 73-68	Baton Rouge, La.
Feb. 27	LSU	#7 Kentucky	W, 94-78	Baton Rouge, La.

## 1982-83

Dec. 20	LSU	#4 UCLA	L, 68-82	Los Angeles, Calif.
Jan. 5	LSU	#3 Kentucky	L, 50-52	Lexington, Ky.
March 5	LSU	#7 Kentucky	W, 74-60	Baton Rouge, La.

## 1983-84

Dec. 6	#9 LSU	#6 Houston	L, 91-100	Baton Rouge, La.
Jan. 7	#9 LSU	#2 Kentucky	L, 80-96	Baton Rouge, La.
Jan. 29	#10 LSU	#1 N. Carolina	L, 79-90	Chapel Hill, N.C.
March 5	LSU	#3 Kentucky	L, 68-90	Lexington, Ky.

## 1984-85

Feb. 16	LSU	#8 Syracuse	L, 64-76	Syracuse, N. Y.
---------	-----	-------------	----------	-----------------

## 1985-86

March 1	LSU	#8 Kentucky	L, 52-54	Baton Rouge, La.
March 1	LSU	#5 Kentucky	L, 57-68	Lexington, Ky.
March 7	LSU	#4 Kentucky	L, 58-61	Lexington, Ky.
March 20	LSU	#6 Georgia Tech	W, 70-64	Atlanta, Ga.
March 22	LSU	#3 Kentucky	W, 59-57	Atlanta, Ga.
March 29	LSU	#7 Louisville	L, 77-88	Dallas, Texas

## 1986-87

March 8	LSU	#9 Alabama	L, 62-69	Atlanta, Ga.
March 17	LSU	#8 Temple	W, 72-62	Chicago, Ill.
March 20	LSU	#5 DePaul	W, 63-58	Cincinnati, Ohio
March 22	LSU	#3 Indiana	L, 76-77	Cincinnati, Ohio

## 1987-88

Jan. 11	LSU	#8 Oklahoma	W, 84-77	New Orleans, La.
Jan. 23	LSU	#4 Kentucky	L, 61-76	Baton Rouge, La.
March 12	LSU	#6 Kentucky	L, 80-86	Baton Rouge, La.

## 1988-89

Dec. 22	LSU	#5 Illinois	L, 100-127	Baton Rouge, La.
Jan. 28	LSU	#2 Georgetown	W, 82-80	New Orleans, La.

## 1989-90

Jan. 28	#16 LSU	#5 UNLV	W, 107-105	Baton Rouge, La.
---------	---------	---------	------------	------------------

## 1990-91

Dec. 8	#18 LSU	#2 Arizona	W, 92-82	Baton Rouge, La.
Feb. 5	#19 LSU	#10 Kentucky	W, 107-88	Baton Rouge, La.
Feb. 10	#19 LSU	#6 Duke	L, 70-88	Durham, N. C.

## 1991-92

Dec. 7	#16 LSU	#3 Arizona	L, 67-87	Tucson, Ariz.
Jan. 14	LSU	#9 Alabama	W, 89-81	Tuscaloosa, Ala.
Feb. 8	#22 LSU	#1 Duke	L, 67-77	Baton Rouge, La.

March 3	#23 LSU	#7 Arkansas	L, 92-106	Fayetteville, Ark.
March 14	#23 LSU	#9 Kentucky	L, 74-80	Birmingham, Ala.
March 21	#25 LSU	#5 Indiana	L, 79-89	Boise, Idaho

## 1992-93

Dec. 22	LSU	#1 Duke	L, 67-96	Lahaina, Hawaii
Jan. 26	LSU	#4 Kentucky	L, 67-105	Lexington, Ky.
March 13	LSU	#5 Vanderbilt	W, 72-62	Lexington, Ky.
March 14	LSU	#4 Kentucky	L, 65-82	Lexington, Ky.

## 1993-94

Dec. 18	#25 LSU	#9 UCLA	L, 80-100	Los Angeles, Calif.
Jan. 11	LSU	#4 Arkansas	L, 83-84	Fayetteville, Ark.
Jan. 22	LSU	#4 North Carolina	L, 65-88	New Orleans, La.
March 2	LSU	#1 Arkansas	L, 105-108	Baton Rouge, La.

## 1994-95

Dec. 17	LSU	#2 UCLA	L, 72-92	Baton Rouge, La.
Jan. 31	LSU	#8 Arkansas	L, 81-105	Fayetteville, Ark.
Feb. 22	LSU	#8 Arkansas	L, 90-92	Baton Rouge, La.
March 4	LSU	#5 Kentucky	L, 80-127	Lexington, Ky.

## 1995-96

Jan. 16	LSU	#2 Kentucky	L, 97-129	Baton Rouge, La.
---------	-----	-------------	-----------	------------------

## 1996-97

Nov. 25	LSU	#2 Kansas	L, 53-82	Lahaina, Hawaii
Dec. 15	LSU	#5 Michigan	L, 59-70	Auburn Hills, Mich.
Feb. 12	LSU	#4 Kentucky	L, 48-84	Lexington, Ky.

## 1997-98

Feb. 4	LSU	#8 Kentucky	L, 61-63	Baton Rouge, La.
--------	-----	-------------	----------	------------------

## 1998-99

Jan. 30	LSU	#6 Kentucky	L, 62-86	Lexington, Ky.
Feb. 6	LSU	#6 Auburn	L, 54-80	Auburn, Ala.
Feb. 13	LSU	#10 Arizona	L, 71-78	Tucson, Ariz.

## 1999-00

Jan. 12	LSU	#10 Florida	L, 57-82	Gainesville, Fla.
Jan. 29	LSU	#5 Arizona	W, 86-60	Baton Rouge, La.
Feb. 9	LSU	#9 Auburn	W, 83-68	Baton Rouge, La.

## 2000-01

Dec. 20	LSU	#1 Arizona	L, 75-88	Tucson, Ariz.
---------	-----	------------	----------	---------------

## 2001-02

Jan. 16	LSU	#2 Florida	L, 70-102	Gainesville, Fla.
Feb. 2	LSU	#7 Alabama	L, 48-57	Baton Rouge, La.
Feb. 9	LSU	#7 Kentucky	L, 56-68	Baton Rouge, La.

## 2002-03

Dec. 21	LSU	#1 Arizona	W, 66-65	Baton Rouge, La.
Jan. 11	LSU	#7 Mississippi St.	W, 85-72	Baton Rouge, La.
Jan. 28	LSU	#4 Florida	L, 53-70	Baton Rouge, La.
Feb. 14	LSU	#3 Kentucky	L, 57-68	Lexington, Ky.
March 14	LSU	#7 Florida	W, 65-61	New Orleans, La.

## 2003-04

Feb. 26	LSU	#7 Miss. State	L, 58-84	Starkville, Miss.
Feb. 29	LSU	#9 Kentucky	L, 64-70	Baton Rouge, La.

## 2004-05

Jan. 22	LSU	#8 Kentucky	L, 58-89	Lexington, Ky.
March 12	LSU	#7 Kentucky	L, 78-79	Atlanta, Ga.

## 2005-06

Jan. 7	LSU	#2 Connecticut	L, 76-77	Hartford, Conn.
Feb. 11	LSU	#7 Florida	L, 62-71	Gainesville, Fla.
March 23	#19 LSU	#1 Duke	W, 62-54	Atlanta, Ga.
March 25	#19 LSU	#9 Texas	W, 70-60	Atlanta, Ga.

## 2006-07

Dec. 5	#9 LSU	#6 Texas A&M	W, 64-52	Baton Rouge, La.
Feb. 24	LSU	#3 Florida	W, 66-56	Baton Rouge, La.

## SEC Basketball Champions

YEAR	LSU RANK & RECORD	CHAMPION	SEC REC	OVERALL
1932-33	4th 13-7	Kentucky	8-0	20-3
1933-34	3rd 13-3	Alabama	13-2	17-2
<b>1934-35</b>	<b>1st 12-0</b>	<b>LSU</b>	<b>12-0</b>	<b>14-1</b>
		Kentucky	11-0	19-2
1935-36	6th 9-6	Tennessee	8-4	15-6
1936-37	7th 7-6	Kentucky	5-3	17-5
1937-38	6th 7-6	Georgia Tech	9-2	18-2
1938-39	4th 10-5	Kentucky	5-2	16-4
1939-40	4th 8-4	Kentucky	4-4	15-6
1940-41	5th 7-5	Tennessee	8-3	17-5
1941-42	4th 8-3	Kentucky	6-2	19-6
1942-43	2nd 11-2	Tennessee	6-3	14-5
1943-44	3rd 0-4	Kentucky	0-0	19-2
1944-45	7th 3-3	Kentucky	4-1	22-4
1945-46	1st 8-0	Kentucky	6-0	28-2
1946-47	2nd 9-2	Kentucky	11-0	34-2
1947-48	11th 4-10	Kentucky	9-0	36-3
1948-49	5th 7-6	Kentucky	13-0	32-2
1949-50	9th 5-8	Kentucky	11-2	25-5
1950-51	5th 6-8	Kentucky	14-0	32-2
1951-52	2nd 9-5	Kentucky	11-2	25-5
<b>1952-53</b>	<b>1st 13-0</b>	<b>LSU</b>	<b>13-0</b>	<b>22-3</b>
<b>1953-54</b>	<b>1st 14-0</b>	<b>LSU</b>	<b>14-0</b>	<b>21-5</b>
		Kentucky	14-0	25-0
1954-55	11th 3-11	Kentucky	12-2	23-3
1955-56	9th 5-9	Alabama	14-0	21-3
1956-57	12th 1-13	Kentucky	12-2	23-5
1957-58	10th 3-11	Kentucky	12-2	23-6
1958-59	10th 2-12	Miss. State	13-1	24-1
1959-60	11th 3-11	Auburn	12-2	19-3
1960-61	6th 6-8	Miss. State	11-3	19-6
1961-62	5th 7-7	Miss. State	13-1	24-1
		Kentucky	13-1	23-3
1962-63	8th 5-9	Miss. State	12-2	22-6
1963-64	4th 8-6	Kentucky	11-3	21-6
1964-65	7th 7-9	Vanderbilt	15-1	24-4
1965-66	10th 2-14	Kentucky	15-1	24-4
1966-67	10th 1-17	Tennessee	15-3	21-7
1967-68	6th 8-10	Kentucky	15-3	22-5
1968-69	7th 7-11	Kentucky	16-2	23-5
1969-70	2nd 13-5	Kentucky	17-1	26-2
1970-71	3rd 10-8	Kentucky	16-2	22-6
1971-72	7th 6-12	Kentucky	14-4	21-7
		Tennessee	14-4	19-6
1972-73	5th 9-9	Kentucky	14-4	20-8
1973-74	8th 6-12	Vanderbilt	15-3	23-5
		Alabama	15-3	22-5
1974-75	7th 6-12	Kentucky	15-3	26-5
		Alabama	15-3	22-5
1975-76	9th 5-13	Alabama	15-3	23-5
1976-77	5th 8-10	Kentucky	16-2	26-4
1977-78	3rd 12-6	Kentucky	16-2	24-2
<b>1978-79</b>	<b>1st 14-4</b>	<b>LSU</b>	<b>14-4</b>	<b>23-6</b>
1979-80	2nd 14-4	Kentucky	15-3	29-6
<b>1980-81</b>	<b>1st 17-1</b>	<b>LSU</b>	<b>17-1</b>	<b>31-5</b>
1981-82	5th 11-7	Kentucky	13-5	22-8
		Tennessee	13-5	20-10
1982-83	2nd 10-8	Kentucky	13-5	23-8
1983-84	3rd 11-7	Kentucky	14-4	29-5
<b>1984-85</b>	<b>1st 13-5</b>	<b>LSU</b>	<b>13-5</b>	<b>19-10</b>
1985-86	5th 9-9	Kentucky	17-1	32-4
1986-87	6th 8-10	Alabama	16-2	28-5
1987-88	4th 10-8	Kentucky#	13-5	27-6
1988-89	4th 11-7	Florida	13-5	21-13
1989-90	2nd 12-6	Georgia	13-5	20-9
<b>1990-91</b>	<b>1st 13-5</b>	<b>LSU</b>	<b>13-5</b>	<b>20-10</b>
		Miss. St.	13-5	20-9

1991-92	2nd W, 2nd	12-4	Arkansas	13-3	26-8
1992-93	2nd W, 4th	9-7	Vanderbilt	14-2	28-6
1993-94	5th W, 9th	5-11	Arkansas	14-2	31-3
1994-95	5th W, 8th	6-10	Kentucky	14-2	28-5
1995-96	6th W, 12th	4-12	Kentucky	16-0	34-2
1996-97	6th W, 12th	3-13	S. Carolina	15-1	24-8
1997-98	6th W, 12th	2-14	Kentucky	14-2	35-4
1998-99	6th W, 11th	4-12	Auburn	14-2	29-4
<b>1999-00</b>	<b>1st W, 1st</b>	<b>12-4</b>	<b>LSU</b>	<b>12-4</b>	<b>28-4</b>
			Florida	12-4	29-8
			Kentucky	12-4	23-10
			Tennessee	12-4	28-7
2000-01	6th W, 12th	2-14	Kentucky	12-4	24-10
			Florida	12-4	24-7
2001-02	4th W, 8th	6-10	Alabama	12-4	27-8
2002-03	t2nd W, t6th	8-8	Kentucky	16-0	32-4
2003-04	t2nd W, t4th	8-8	Miss. State	14-2	26-4
<b>2004-05</b>	<b>t1st W, t2nd</b>	<b>12-4</b>	Kentucky	14-2	28-6
<b>2005-06</b>	<b>1st W, 1st</b>	<b>14-2</b>	<b>LSU</b>	<b>14-2</b>	<b>27-9</b>
2006-07	6th W, 11th	5-11	Florida	13-3	35-5

### # Vacated by SEC

**NOTE:** In the early years of the SEC, members did not play a full conference schedule. Instead of determining a champion from regular season play, the SEC champion was determined by the conference tournament from 1933-50, except for 1935. Beginning with the 1950-51 season when the SEC adopted a 14-game round-robin schedule, the team completing the regular season conference schedule with the best winning percentage was recognized as champion. The conference schedule was increased to 16 games in 1964-65, and to 18-games for the 1966-67 season. With the addition of Arkansas and South Carolina for the 1991-92 season, the league split into two six-team divisions playing a schedule of 16 games. Both divisional and overall champions were crowned.

## Southeastern Conference History

### All-Time League Standings (Regular Season Games Only, 1933-07)

TEAM	YRS.	WON	LOST	PCT.
Kentucky	74	841	231	.785
Alabama	74	691	510	.575
Arkansas	16	140	112	.556
Tennessee	74	620	490	.559
Vanderbilt	75	591	545	.520
<b>LSU</b>	<b>75</b>	<b>591</b>	<b>563</b>	<b>.512</b>
Auburn	74	532	614	.464
Florida	74	509	578	.468
Mississippi St.	74	504	664	.432
Georgia	75	463	669	.409
South Carolina	16	101	155	.395
Ole Miss	74	417	730	.364

### FORMER MEMBERS

Georgia Tech	32	201	207	.493
Tulane	34	195	252	.436
Sewanee	8	3	76	.038

### SEC CHAMPIONSHIPS

Kentucky	43	Last: 2005
<b>LSU</b>	<b>9</b>	<b>Last: 2006</b>
Tennessee	8	Last: 2000
Alabama	7	Last: 2002
Mississippi St.	6	Last: 2004
Florida	4	Last: 2007
Vanderbilt	3	Last: 1993
Arkansas	2	Last: 1994
Auburn	2	Last: 1999
Georgia	1	Last: 1990
South Carolina	1	Last: 1997
Georgia Tech	1	Last: 1938

- INTRO
- THIS IS LSU
- TIGERS
- COACHES
- REVIEW
- PREVIEW
- RECORDS
- HISTORY
- LSU
- MEDIA



# Brady Era Stats

INTRO

THIS IS LSU

TIGERS

COACHES

REVIEW

PREVIEW

RECORDS

HISTORY

LSU

MEDIA

## 2006-07 (10th season) - Record 17-15, 5-11 in the SEC

	GM	MIN	FG-FGA	PCT.	3FG-FGA	PCT.	FT-FTA	PCT.	REB-AVG.	PF	A	TO	BLK	STL	PTS-AVG
LSU	32	6450	800-1774	.451	174-517	.337	403-572	.705	1205-37.7	493	445	452	155	218	2177-68.0
<b>Opponents</b>	<b>32</b>	<b>6450</b>	<b>732-1810</b>	<b>.404</b>	<b>191-585</b>	<b>.326</b>	<b>352-505</b>	<b>.697</b>	<b>1026-32.1</b>	<b>506</b>	<b>322</b>	<b>399</b>	<b>95</b>	<b>217</b>	<b>2007-62.7</b>

Notes - Team had three signature wins on the year ... LSU beat No. 6 Texas A&M in Baton Rouge, 64-52, in December and defeated No. 13 Connecticut, 66-49, on a night with the ESPN College Gameday crew on hand for live coverage ... The other signature win showed the potential of the team at a time when the season had turned into a struggle ... Playing without injured Glen Davis, the Tigers defeated No. 3-ranked Florida, 66-56 ... The Tigers struggled to win the close games, something that propelled them to great success the year before ... LSU lost six games by six points or less, five of those in conference play where a swing of three games could have made LSU a tournament team ... The Tigers were over 70 percent at the line for the second time in the Brady era ... SEC home win streak extended to 19 games before being stopped.

## 2005-06 (ninth season) - Record 27-9, 14-2 in the SEC, SEC Western Division Champions, SEC Champions, NCAA Final Four

	GM	MIN	FG-FGA	PCT.	3FG-FGA	PCT.	FT-FTA	PCT.	REB-AVG.	PF	A	TO	BLK	STL	PTS-AVG
LSU	36	7250	972-2092	.465	147-454	.324	542-786	.690	1447-40.2	567	547	555	236	298	2263-75.1
<b>Opponents</b>	<b>36</b>	<b>7250</b>	<b>852-2137</b>	<b>.399</b>	<b>233-677</b>	<b>.344</b>	<b>362-522</b>	<b>.693</b>	<b>1167-32.4</b>	<b>662</b>	<b>385</b>	<b>543</b>	<b>150</b>	<b>233</b>	<b>2299-63.9</b>

Notes - Tigers won the SEC Championship with a 14-2 record, going 8-0 at home in the league for the second straight year and extending its SEC home winning streak to 17 games, the longest in the history of the Maravich Center ... First outright SEC championship in 21 years ... Team advances to post season play for the fifth consecutive year and in the NCAA Tournament defeats Iona, Texas A&M (on a late Darrel Mitchell three-pointer), No. 1-ranked Duke (the second time a John Brady coached team has knocked off the No. 1-ranked team in the AP poll) and ninth-ranked Texas in overtime to advance to the school's first NCAA Final Four in 20 years ... It is LSU's ninth SEC Championship, the second under John Brady and the second most titles for a team in league history.

## 2004-05 (eighth season) - Record 20-10, 12-4 in the SEC, SEC Western Division Champions, NCAA Tournament Participant

	GM	MIN	FG-FGA	PCT.	3FG-FGA	PCT.	FT-FTA	PCT.	REB-AVG.	PF	A	TO	BLK	STL	PTS-AVG
LSU	30	6125	776-1690	.459	205-571	.359	500-685	.730	1097-36.6	490	442	405	127	209	2257-75.2
<b>Opponents</b>	<b>30</b>	<b>6125</b>	<b>776-1746</b>	<b>.444</b>	<b>225-593</b>	<b>.379</b>	<b>365-532</b>	<b>.686</b>	<b>963-32.1</b>	<b>572</b>	<b>353</b>	<b>376</b>	<b>81</b>	<b>189</b>	<b>2142-71.4</b>

Notes -- Tigers win the SEC Western Division title with a 12-4 record, going 8-0 at home in the league for the first time since the 1981 team went 9-0 in league play ... Tigers shoot the fourth best free throw percentage in school history, 73.0 percent ... Team advances to post season play for the fourth straight year and fifth time in the last six years, losing in the NCAA First Round to UAB ... Tigers have three league wins over ranked teams (#22 Mississippi State), #24 Florida and #14 Alabama ... LSU wins its final six league games, three on the road.

## 2003-04 (seventh season) - Record 18-11, 8-8 in the SEC, NIT Tournament Participant

	GM	MIN	FG-FGA	PCT.	3FG-FGA	PCT.	FT-FTA	PCT.	REB-AVG.	PF	A	TO	BLK	STL	PTS-AVG
LSU	29	5800	656-1487	.441	168-500	.336	444-678	.655	1065-36.7	460	346	426	122	176	1924-66.3
<b>Opponents</b>	<b>29</b>	<b>5800</b>	<b>695-1675</b>	<b>.415</b>	<b>172-491</b>	<b>.350</b>	<b>289-446</b>	<b>.648</b>	<b>960-33.1</b>	<b>560</b>	<b>335</b>	<b>358</b>	<b>82</b>	<b>216</b>	<b>1851-63.8</b>

Notes - Tigers finished second in the SEC West for the second year in a row ... Tigers start the year 17-4 before leading scorer and rebounder Jaime Lloreda is injured and eventually leaves the program ... Team has one road win against a ranked team, a win at #22 Florida ... Team advances to post-season play for the third straight year and fourth time in the last five, losing in the first round at Oklahoma.

## 2002-03 (sixth season) - Record 21-11, 8-8 in the SEC, NCAA Tournament Participant

	GM	MIN	FG-FGA	PCT.	3FG-FGA	PCT.	FT-FTA	PCT.	REB-AVG.	PF	A	TO	BLK	STL	PTS-AVG
LSU	32	6400	851-1767	.482	215-571	.377	409-633	.646	1124-35.1	525	515	446	132	255	2326-72.7
<b>Opponents</b>	<b>32</b>	<b>6400</b>	<b>736-1792</b>	<b>.411</b>	<b>204-577</b>	<b>.354</b>	<b>354-524</b>	<b>.676</b>	<b>1048-32.8</b>	<b>592</b>	<b>359</b>	<b>501</b>	<b>78</b>	<b>238</b>	<b>2030-63.4</b>

Notes - Tigers, playing with a full compliment of scholarships for the first time in the Brady era, won the last five games of the regular season to go 8-8 in the SEC, finishing in a tie for second place ... Tigers advanced to the SEC Tournament semifinals with two wins, including a win over No. 7 Florida ... LSU lost to Purdue in first round of the NCAA Tournament ... 2003 LSU team becomes just the second to defeat a team that was No. 1 in the AP poll at the time of the game - Arizona (Dec. 21 in Baton Rouge), the second team in school history to defeat three top-10 ranked teams in the same season (No. 1 Arizona, No. 7 Mississippi State, No. 7 Florida) and one of the few college basketball teams to defeat three teams ranked at one time during the season No. 1 in the Associated Press poll.



- INTRO
- THIS IS LSU
- TIGERS
- COACHES
- REVIEW
- PREVIEW
- RECORDS
- HISTORY
- LSU
- MEDIA

## 2001-02 (fifth season) - Record 19-15, 6-10 in the SEC, NIT Second Round Participant

	GM	MIN	FG-FGA	PCT.	3FG-FGA	PCT.	FT-FTA	PCT.	REB-AVG	PF	A	TO	BLK	STL	PTS-AVG
LSU	34	6850	850-1860	.457	204-561	.364	420-626	.671	1217-35.8	572	467	517	79	280	2324-68.4
<b>Opponents</b>	<b>34</b>	<b>6850</b>	<b>797-1913</b>	<b>.417</b>	<b>226-684</b>	<b>.330</b>	<b>356-575</b>	<b>.619</b>	<b>1130-33.2</b>	<b>595</b>	<b>402</b>	<b>511</b>	<b>93</b>	<b>263</b>	<b>2176-64.0</b>

Notes - LSU won six of nine games to earn a spot in the National Invitation Tournament ... Including in that was a 78-76 SEC Tournament win over No. 17 Georgia that advanced LSU to the tournament semifinals ... In the first round of the NIT, LSU upset Iowa, 63-61, in Iowa City before a nationally-televised audience ... In all, LSU won seven of its last 11 games ... The streak started in mid-February against Mississippi State, rallying from a double-digit deficit to win in overtime, 68-65, at the Assembly Center.

## 2000-01 (fourth season) - Record 13-16, 2-14 in the SEC

	GM	MIN	FG-FGA	PCT.	3FG-FGA	PCT.	FT-FTA	PCT.	REB-AVG	PF	A	TO	BLK	STL	PTS-AVG
LSU	29	5850	720-1624	.443	194-544	.357	435-629	.692	1020-35.2	507	438	454	65	257	2069-71.3
<b>Opponents</b>	<b>29</b>	<b>5850</b>	<b>717-1643</b>	<b>.436</b>	<b>211-572</b>	<b>.369</b>	<b>334-498</b>	<b>.671</b>	<b>994-34.3</b>	<b>567</b>	<b>405</b>	<b>489</b>	<b>75</b>	<b>225</b>	<b>1979-68.2</b>

Notes - Because of two ACL injuries, one suffered in pre-season practice, the other in the first half of the SEC opener, LSU would play the final 15 games of the SEC season with just five scholarship players on the team ... Tigers won two of the last four games, beating Ole Miss at home in overtime, battling nationally-ranked Tennessee on the road before losing in Knoxville and then beating nationally-ranked Georgia, 63-62, in the opening round of the SEC Tournament ... The LSU team finally ran out of gas in the quarterfinals of the tournament, losing by five to Arkansas, after leading at the half.

## 1999-2000 (third season) - Record 28-6, 12-4 in the SEC, SEC Western Division Champions, SEC Champions, NCAA Sweet 16

	GM	MIN	FG-FGA	PCT.	3FG-FGA	PCT.	FT-FTA	PCT.	REB-AVG	PF	A	TO	BLK	STL	PTS-AVG
LSU	34	6800	915-1880	.487	196-558	.351	552-858	.643	1373-40.4	549	503	593	180	313	2578-75.8
<b>Opponents</b>	<b>34</b>	<b>6800</b>	<b>781-2046</b>	<b>.382</b>	<b>233-745</b>	<b>.313</b>	<b>337-531</b>	<b>.635</b>	<b>1100-32.4</b>	<b>743</b>	<b>402</b>	<b>461</b>	<b>60</b>	<b>265</b>	<b>2132-62.7</b>

Notes - Best record in the John Brady era as the Tigers won the SEC Western Division for the first time in school history and the SEC overall regular season title for the first time since 1991 ... Tigers returned to the NCAA Tournament for the first time since 1993, won a game for the first time since 1992 and advanced to the Sweet 16 for the first time since 1987 ... LSU's 28 wins was the second most in school history ... LSU defeated Southeast Missouri State and Texas before losing to Wisconsin in the round of 16 ... Tigers won their last nine regular season games and the quarterfinal round of the SEC Tournament before losing in the SEC Tournament semifinals ... LSU was 15-1 at the PMAC and had six wins over ranked teams.

## 1998-99 (second season) - Record 12-15, 4-12 in the SEC

	GM	MIN	FG-FGA	PCT.	3FG-FGA	PCT.	FT-FTA	PCT.	REB-AVG	PF	A	TO	BLK	STL	PTS-AVG
LSU	27	5500	625-1461	.428	154-451	.341	389-605	.643	1071-39.7	497	372	534	102	189	1793-66.4
<b>Opponents</b>	<b>27</b>	<b>5500</b>	<b>676-1675</b>	<b>.404</b>	<b>177-519</b>	<b>.341</b>	<b>332-493</b>	<b>.673</b>	<b>949-35.1</b>	<b>537</b>	<b>355</b>	<b>384</b>	<b>69</b>	<b>290</b>	<b>1861-68.9</b>

Notes - Tigers made strides in second year of the Brady era as Stomile Swift joined team in mid-season to go with a large recruiting class in the first full season the LSU coaching staff was allowed to recruit ... Tigers lost five SEC games by five points or less and lost by just seven on the road late in the season to nationally-ranked Arizona ... Tigers won all four league games at home, including the final two against South Carolina and Mississippi State.

## 1997-98 (first season) - Record 9-18, 2-14 in the SEC

	GM	MIN	FG-FGA	PCT.	3FG-FGA	PCT.	FT-FTA	PCT.	REB-AVG	PF	A	TO	BLK	STL	PTS-AVG
LSU	27	5400	579-1364	.425	140-425	.329	382-592	.645	972-36.0	469	314	487	47	166	1680-62.2
<b>Opponents</b>	<b>27</b>	<b>5400</b>	<b>655-1546</b>	<b>.424</b>	<b>151-452</b>	<b>.334</b>	<b>304-464</b>	<b>.655</b>	<b>886-32.8</b>	<b>532</b>	<b>315</b>	<b>379</b>	<b>119</b>	<b>246</b>	<b>1765-65.4</b>

Notes - Tigers struggled in the opening season of the John Brady era, losing last 12 games ... LSU appeared to be going in the right direction with early back-to-back league wins against Auburn and at Florida before LSU lost its starting point guard with a broken hand ... Again, Tigers played a style of ball that allowed them to be competitive when not expected, dropping five games by three points or less.



# 100-Point Games

INTRO

THIS IS LSU

TIGERS

COACHES

REVIEW

PREVIEW

RECORDS

HISTORY

LSU

MEDIA

## 1942-43

LSU 101, Camp Livingston 50 (H)

## 1951-52

LSU 103, Miss. St. 78 (H)

## 1952-53

LSU 124, Southwestern (Tenn.) 33 (H)

LSU 100, Villanova 94 (Sugar Bowl-NO)

## 1953-54

LSU 128, Louisiana College 74 (H)

LSU 100, Georgia 53 (H)

## 1955-56

LSU 100, Ole Miss 76 (H)

## 1967-68

Fla. St. 130, LSU 100 (Milw. Cl.)

LSU 111, Miss. St. 87 (H)

LSU 100, Tulane 91 (A)

LSU 104, Clemson 81 (H)

## 1968-69

LSU 109, Loyola (N.O.) 82 (A)

LSU 101, Oklahoma City 85 (A)

LSU 120, Pittsburgh 79 (H)

## 1969-70

LSU 100, Loyola (N.O.) 87 (H)

LSU 109, Vanderbilt 86 (H)

LSU 111, Clemson 103 (A)

LSU 109, Ole Miss 86 (H)

LSU 109, Miss. St. 91 (H)

Alabama 106, LSU 104 (A)

LSU 127, Tulane 114 (H)

Kentucky 121, LSU 105 (H)

LSU 103, Ole Miss 90 (A)

## 1970-71

LSU 109, Loyola (N.O.) 103 (A)

LSU 106, Auburn 92 (A)

LSU 107, Alabama 78 (H)

LSU 114, Auburn 94 (H)

## 1971-72

LSU 103, Loyola (NO) 85 (H)

LSU 107, Southern Mississippi 79 (H)

## 1973-74

LSU 105, Iona 78 (H)

LSU 102, Boston Univ. 64 (H)

LSU 102, Florida 81 (H)

## 1974-75

LSU 105, Duke 95 (Carolina Classic)

LSU 113, St. Peter's 101 (H)

## 1975-76

LSU 109, CCNY 73 (La. Classic) (H)

LSU 100, Ole Miss 75 (H)

## 1976-77

LSU 100, Samford 89 (H)

LSU 101, Montana State 80 (H)

Tennessee 108, LSU 102 (H)

## 1977-78

LSU 120, Tulane 88 (H)

LSU 121, Tennessee 87 (H)

LSU 101, Tennessee 86 (A)

LSU 101, Auburn 85 (OT) (A)

LSU 103, Alabama 85 (H)

## 1978-79

LSU 112, St. Francis 81 (H)

LSU 109, Tulane 85 (H)

LSU 100, Colgate 73 (H)

## 1979-80

LSU 112, Florida 81 (H)

LSU 104, New Orleans 78 (H)

LSU 103, Maine 81 (H)

## 1980-81

LSU 119, Tulane 81 (H)

LSU 100, UNC-Wilmington 68 (H)

LSU 100, Lamar 78 (NCAA) (A)

## 1982-83

LSU 115, Cleveland State 77 (H)

## 1983-84

LSU 104, U. S. International 66 (H)

## 1984-85

LSU 102, Loyola (Chicago) 96 (H)

LSU 103, Utah State 71 (H)

## 1985-86

LSU 101, Hawaii-Pacific 89 (A)

## 1986-87

LSU 117, Illinois-Chicago 84 (N)

## 1988-89

Louisiana Tech 111, LSU 109 (OT) (H)

LSU 111, Florida 101 (A)

LSU 128, Tennessee-Martin 89 (H)

Illinois 127, LSU 100 (H)

LSU 101, Morehead State 88 (N)

LSU 104, Auburn 77 (H)

LSU 105, Ole Miss 75 (H)

LSU 104, Auburn 91 (A)

LSU 122, Tennessee 106 (H)

Ole Miss 113, LSU 112 (OT) (A)

## 1989-90

LSU 116, Lamar 76 (H)

LSU 100, Hardin Simmons 66 (H)

LSU 124, Texas 113 (N-Houston)

LSU 111, Tennessee 94 (H)

LSU 101, Vanderbilt 72 (H)

LSU 107, Nevada-Las Vegas 105 (H)

LSU 148, Loyola Marymount 141 (OT) (H)

LSU 119, Tennessee 113 (A)

LSU 121, Vanderbilt 108 (A)

LSU 103, Ole Miss 94 (H)

## 1990-91

LSU 117, Southeastern La. 68 (H)

LSU 101, Texas 87 (H)

LSU 101, Chapman College 68 (H)

LSU 122, Loyola Marymount 114 (H)

LSU 118, Nicholls State 76 (H)

LSU 107, Kentucky 88 (H)

LSU 119, Tennessee 87 (H)

## 1991-92

LSU 101, Southeastern La. 64 (H)

LSU 159, Northern Arizona 86 (H)

LSU 123, Nicholls State 61 (H)

LSU 115, McNeese State 67 (H)

LSU 100, Ole Miss 69 (H)

## 1993-94

LSU 100, Winthrop 71 (H)

Arkansas 108, LSU 105 (OT) (H)

## 1994-95

LSU 106, Southeastern La. 80 (H)

LSU 127, George Mason 104 (H)

LSU 113, Troy State 78 (H)

LSU 105, Georgia State 70 (H)

## 1995-96

LSU 109, Southern 100 (H)

LSU 104, La. College 65 (H)

## 1999-00

LSU 112, Grambling St. 37 (H)

LSU 103, Wyoming 86 (N)

## 2002-03

LSU 112, Centenary 65 (H)

## 2004-05

LSU 113, Ohio State 101 (2OT) (H)

## 2005-06

LSU 104, Nicholls State 57 (H)

## More 100 Point Facts

- LSU record when LSU scores 100 or more points: 96-8 (.923)
- LSU has won 34 of the last 35 games when scoring 100 or more points, including the last 11.
- LSU record when opponents score 100 points or more: 13-76 (.146)
- LSU record when both teams score 100 points in the same game: 15-9 (.625)

DATE	SCORE	SITE
1940-41	Alabama 36, LSU 32	Tuscaloosa, Ala.
1941-42	Alabama 45, LSU 31	Louisville, Ky.
1949-50	Tennessee 81, LSU 79	Knoxville, Tenn.
1954-55	Georgia 76, LSU 70	Athens, Ga.
	Georgia Tech 79, LSU 72	Baton Rouge
1956-57	Loyola (N.O.) 77, LSU 73	Baton Rouge
	Tulane 66, LSU 64	Baton Rouge
1959-60	Loyola (N.O.) 66, LSU 65	Baton Rouge
1960-61	Duke 80, LSU 74	Durham, N.C.
	LSU 73, Texas Tech 69	Lubbock, Texas
	Furman 56, LSU 55 (3ot)	Greenville, S.C.
1961-62	Arkansas 84, LSU 81	Shreveport
1962-63	Georgia 76, LSU 67	Athens, Ga.
	LSU 61, Tennessee 60	Baton Rouge
1966-67	Loyola (N.O.) 87, LSU 86 (2ot)	New Orleans
	Alabama 76, LSU 74	Tuscaloosa, Ala.
1967-68	LSU 93, Florida 92	Baton Rouge
1968-69	Tulane 101, LSU 99 (2ot)	Baton Rouge
	LSU 93, Florida 89	Baton Rouge
	Ole Miss 84, LSU 81	Baton Rouge
	LSU 90, Georgia 80 (2ot)	Athens, Ga.
1970-71	USC 80, LSU 76	Los Angeles, Calif.
1971-72	Alabama 103, LSU 99 (4ot)	Tuscaloosa, Ala.
1973-74	Alabama 80, LSU 79	Baton Rouge
	Miss. State 87, LSU 84	Baton Rouge
1974-75	LSU 96, Georgia 90	Baton Rouge
1976-77	Alabama 77, LSU 70	Baton Rouge
1977-78	Miss. St. 84, LSU 82	Starkville, Miss.
	LSU 95, Kentucky 94	Baton Rouge
	LSU 101, Auburn 95	Auburn, Ala.
1978-79	LSU 70, Ole Miss 69	Oxford, Miss.
	LSU 88, Florida 82	Gainesville, Fla.
1979-80	Georgia 73, LSU 72 (2ot)	Athens, Ga.
	LSU 68, Alabama 66	Tuscaloosa, Ala.
	Kentucky 76, LSU 74	Baton Rouge
1981-82	UNLV 83, LSU 79	Las Vegas, Nev.
1982-83	Tennessee 74, LSU 71 (SEC Tour.)	Birmingham, Ala.
	New Orleans 99, LSU 94 (NIT)	Baton Rouge
1983-84	LSU 69, Georgia 68	Baton Rouge
	LSU 61, Tennessee 59	Baton Rouge
	Alabama 51, LSU 49	Tuscaloosa, Ala.
	Alabama 72, LSU 70	Nashville, Tenn.
1985-86	LSU 94, Purdue 87 (2ot-NCAA)	Baton Rouge
1986-87	Georgia 64, LSU 63	Baton Rouge
	LSU 82, Ole Miss 75	Baton Rouge
	LSU 89, Georgia 88 (2ot-SEC Tour.)	Atlanta, Ga.
1987-88	LSU 69, Ole Miss 61	Oxford, Miss.
1988-89	La. Tech 111, LSU 109	Baton Rouge
	Ole Miss 113, LSU 112	Oxford, Miss.
1989-90	Miss. St. 87, LSU 80	Starkville, Miss.
	Georgia 94, LSU 92	Baton Rouge
	LSU 148, Loyola Marymount 141	Baton Rouge
1991-92	Arkansas 106, LSU 92	Fayetteville, Ark.
1992-93	LSU 84, Miss. St. 76	Starkville, Miss.
1993-94	LSU 95, Nicholls St. 90	Baton Rouge
	Arkansas 108, LSU 105	Baton Rouge
1994-95	LSU 87, Ole Miss 81	Baton Rouge
1996-97	Louisville 93, LSU 87	Anaheim, Calif.
	LSU 88, Florida 82	Baton Rouge
1998-99	LSU 63, Texas 61	Baton Rouge
	Alabama 72, LSU 71 (3ot)	Tuscaloosa, Ala.



Tyrus Thomas dunks on a Texas defender in the 70-60 overtime win to advance to the Final Four of the 2006 NCAA Tournament.

2000-01	Florida 81, LSU 74	Baton Rouge
	LSU 78, Ole Miss 77	Baton Rouge
2001-02	Weber State 75, LSU 74	Hilo, Hawaii
	LSU 68, Miss. St. 65	Baton Rouge
2004-05	Southern Miss 88, LSU 84	Biloxi, Miss.
	LSU 113, Ohio State 101 (2ot)	Baton Rouge
	LSU 66, Arkansas 63	Baton Rouge
	Kentucky 79, LSU 78 (SEC Tour.)	Atlanta, Ga.
2005-06	LSU 71, West Virginia 68	Morgantown, WVa.
	LSU 70, Texas 60 (NCAA Tour.)	Atlanta, Ga.
2006-07	Texas 76, LSU 75	Houston, Texas
	LSU 76, Tennessee 67 (SEC Tour.)	Atlanta, Ga.

**Overtime Record - 30-43 (.411)**

**At Home - 18-16 (.529)**

**On Road - 9-19 (.321)**

**Neutral - 3-8 (.273)**

INTRO

THIS IS LSU

TIGERS

COACHES

REVIEW

PREVIEW

RECORDS

HISTORY

LSU

MEDIA

# Pete Maravich Assembly Center

INTRO

THIS IS LSU

TIGERS

COACHES

REVIEW

PREVIEW

RECORDS

HISTORY

LSU

MEDIA

## LSU vs. Opponents in the PMAC

### SEC Schools

Alabama - 20-16  
 Arkansas - 8-8  
 Auburn - 26-10  
 Florida - 21-7  
 Georgia - 18-10  
 Kentucky - 15-13  
 Ole Miss - 31-5  
 Mississippi State - 22-13  
 South Carolina - 4-3  
 Tennessee - 17-11  
 Vanderbilt - 20-8

### Non-Conference Opponents

Alcorn State - 1-0  
 Arizona - 3-0  
 Arkansas State - 2-0  
 Ball State - 0-1  
 Belmont - 1-0  
 Boston University - 2-0  
 UCLA - 0-1  
 Cal State Los Angeles - 1-0  
 Campbell - 2-0  
 Centenary - 4-0  
 Central Connecticut State - 1-0  
 Chapman - 1-0  
 Cleveland State - 1-0  
 Colgate - 1-0  
 Connecticut - 1-0  
 Coppin State - 0-1  
 Cornell - 2-0  
 Delaware - 1-0  
 Delaware State - 1-0  
 DePaul - 1-1  
 Drake - 1-0  
 Duke - 0-1  
 Fairleigh-Dickinson - 1-0  
 Fresno State - 1-0  
 George Mason - 1-0  
 Georgetown - 1-0  
 Georgia State - 1-0  
 Georgia Tech - 1-0  
 Hardin-Simmons - 3-0  
 Houston - 3-2  
 Houston Baptist - 1-0  
 Iona - 1-0  
 Illinois - 0-1  
 Jackson State - 2-1  
 Kansas - 0-1  
 Lafayette - 1-0  
 Lamar - 1-1  
 Louisiana College - 1-0  
 Louisiana-Lafayette - 3-0  
 Louisiana-Monroe - 4-0  
 Louisiana Tech - 1-1  
 Louisville - 0-1  
 Loyola (Chicago) - 2-0  
 Loyola (New Orleans) - 1-0  
 Loyola Marymount - 2-0  
 LSU-Shreveport (exh) - 1-0  
 Maine - 1-0  
 Marist - 2-0  
 Maryland - 1-0  
 Maryland-Baltimore Co. - 1-0  
 McNeese State - 15-0  
 Mercer - 1-0  
 Memphis - 1-0  
 Michigan - 0-1  
 Middle Tennessee State - 1-0  
 Miss. Valley State - 1-0  
 Montana State - 2-0  
 Nevada-Las Vegas - 2-0  
 Nevada-Reno - 1-0  
 New Orleans - 6-2  
 Niagra - 1-0  
 Nicholls State - 11-0  
 Norfolk State - 1-0  
 North Carolina - 0-1  
 North Carolina A&T - 2-0  
 North Carolina-Wilmington - 3-0  
 Northern Arizona - 2-0  
 Northern Iowa - 0-1  
 Northwestern State - 4-0  
 Ohio State - 1-0  
 Oklahoma City - 1-0  
 Oral Roberts - 3-1  
 Pacific - 1-0  
 Prairie View A&M - 3-0  
 Radford - 0-1  
 Rice - 1-0  
 Robert Morris - 1-0  
 St. Peter's - 2-0  
 St. Francis (PA) - 3-0  
 Samford - 2-2  
 Sam Houston State - 1-0  
 South Alabama - 1-0  
 Southeastern Louisiana - 7-0  
 Southern-BR - 7-0  
 Southern-NO - 1-0  
 Southern California - 1-0  
 Southern Mississippi - 3-0  
 Southwest Texas State - 1-0  
 Stanford - 1-0  
 Tennessee-Martin - 3-0  
 Tennessee State - 1-0  
 Texas - 4-1  
 Texas A&M - 1-0  
 Texas A&M CC - 1-0  
 Texas Christian - 0-1  
 Texas-El Paso - 1-0  
 Texas-Pan American - 3-0  
 Texas Southern - 1-0  
 Towson - 1-0  
 Troy State - 4-0  
 Tulane - 11-1  
 U.S. International - 1-0  
 Utah - 1-0  
 Utah State - 1-0  
 Villanova - 0-1  
 Washington - 2-0  
 West Virginia - 0-1  
 Western Kentucky - 1-0  
 Wichita State - 0-2  
 Winthrop - 1-0  
 Wright State - 1-0  
 Wyoming - 1-0  
 Xavier - 1-0



## Year-by-Year at Maravich Assembly Center

YEAR	GAMES	RECORD	SEC	NON-CONF.
1971-72	12	8-4	5-4	3-0
1972-73	12	8-4	5-4	3-0
1973-74	14	9-5	4-5	5-0
1974-75	12	6-6	4-5	2-1
1975-76	16	10-6	4-5	6-1
1976-77	16	11-5	5-4	6-1
1977-78	15	11-4	7-2	4-2
1978-79	14	13-1	8-1	5-0
1979-80	14	12-2	7-2	5-0
1980-81	15	15-0	9-0	6-0
1981-82	13	9-4	7-2	2-2
1982-83	15	11-4	6-3	5-1
1983-84	14	12-2	8-1	4-1
1984-85	15	13-2	8-1	5-1
1985-86	16	13-3	6-3	7-0
1986-87	16	10-6	5-4	5-2
1987-88	15	11-4	7-4	4-0
1988-89	16	11-5	7-2	4-3
1989-90	18	16-2	8-1	8-1
1990-91	16	15-1	8-1	7-0
1991-92	16	12-4	6-2	6-2
1992-93	17	15-2	6-2	9-0
1993-94	14	8-6	3-5	5-1
1994-95	16	9-7	3-5	6-2
1995-96	18	11-7	3-5	8-2
1996-97	15	9-6	3-5	6-1
1997-98	16	8-8	1-7	7-1
1998-99	16	12-4	4-4	8-0
1999-00	16	15-1	7-1	8-0
2000-01	16	9-7	1-7	8-0
2001-02	17	12-5	4-4	8-1
2002-03	18	16-2	6-2	10-0
2003-04	15	12-3	5-3	7-0
2004-05	15	14-1	8-0	6-1
2005-06	16	14-2	8-0	6-2
2006-07	18	14-4	5-3	9-1
<b>Totals</b>	<b>553</b>	<b>414-139</b>	<b>201-109</b>	<b>213-30</b>
<b>36 years</b>		<b>.749</b>	<b>.648</b>	<b>.876</b>

- INTRO
- THIS IS LSU
- TIGERS
- COACHES
- REVIEW
- PREVIEW
- RECORDS
- HISTORY
- LSU
- MEDIA

## Home Attendance at the PMAC

YEAR	GAMES	ATTENDANCE	AVERAGE
1971-72	12	93,876	7,823
1972-73	12	110,881	9,240
1973-74	14	144,105	10,293
1974-75	12	99,589	8,299
1975-76	16	124,362	7,773
1976-77	16	133,636	8,352
1977-78	15	148,423	9,895
1978-79	14	177,964	12,712
1979-80	14	175,339	12,524
1980-81	15	205,622	13,708
1981-82	13*	171,305	13,177
1982-83	15*	180,795	12,053
1983-84	14	177,596	12,685
1984-85	15	195,927	13,062
1985-86	16#	201,820	12,614
1986-87	16\$	165,182	10,324
1987-88	15@	174,414	11,628
1988-89	16	192,016	12,001
1989-90	18&	246,257	13,681
1990-91	16	214,473	13,404
1991-92	16	209,345	13,084
1992-93	17	193,632	11,390
1993-94	14	152,117	10,866
1994-95	16	172,888	10,806
1995-96	18	165,710	9,206
1996-97	15	111,722	7,448
1997-98	16	114,266	7,142
1998-99	16	123,941	7,746
1999-00	16	168,784	10,549
2000-01	16	129,709	8,106
2001-02	17*	145,078	8,534
2002-03	18	156,368	8,687
2003-04	15	140,321	9,355
2004-05	15	141,139	9,409
2005-06	16	151,499	9,469
2006-07	18	180,038	10,002
<b>Totals</b>	<b>553</b>	<b>5,790,102</b>	<b>10,470</b>

\* - Includes one National Invitation Tournament post-season game  
 # - Includes two NCAA Tournament SE Regional games  
 \$ - Includes one Pre-Season NIT game  
 @ - Includes two SEC Tournament games  
 & - Includes two Pre-Season NIT games

## Top Paid Men's Basketball Attendances at the Maravich Center

	ATTENDANCE	OPPONENT	DATE
1.	15,694	Ole Miss	Feb. 25, 1981
2.	15,399	Ole Miss	Jan. 19, 1991
3.	15,242	Alabama	Jan. 21, 1989
4.	15,192	Kentucky	Jan. 19, 1981
5.	15,109	Vanderbilt	Jan. 2, 1991
6.	15,093	Auburn	Jan. 20, 1982
7.	14,987	Ole Miss	Feb. 1, 1989
8.	14,799	Ole Miss	Jan. 21, 1995
9.	14,687	Tennessee	Jan. 24, 1981
10.	14,568	Auburn	Jan. 15, 1979
11.	14,551	Kentucky	Feb. 11, 1978
11.	14,551	UCLA	Dec. 17, 1994
13.	14,486	Auburn	Feb 9, 2000
14.	14,460	McNeese State	Jan. 20, 1992
15.	14,449	Vanderbilt	Jan. 7, 1981

## Top Paid Attendances During The Brady Era\*

1.	14,486	Auburn	Feb. 9, 2000
2.	14,036	Arizona	Jan. 29, 2000
3.	13,802	Tennessee	Jan. 8, 2000
4.	13,780	Alabama	Jan. 5, 2000
5.	13,468	Georgia	Jan. 25, 2006
6.	13,158	Kentucky	Feb. 13, 2000
7.	13,121	Connecticut	Jan. 6, 2007
8.	13,049	Mississippi State	Feb. 26, 2000
9.	12,822	Alabama	March 8, 2003
10.	12,796	Auburn	Feb. 18, 2004
11.	12,791	Kentucky	Feb. 29, 2004
12.	12,696	Ball State (NIT)	March 19, 2002
13.	12,507	Ole Miss	March 4, 2006
14.	12,401	Florida	Feb. 24, 2007
15.	12,161	Mississippi State	Jan. 17, 2004
16.	12,053	Texas A&M	Dec. 5, 2006

\*Since the start of the 1997-98 Season  
 Note: Capacity dropped prior to the 2005-06 season to 13,215



## 1933-34

Sparky Wade, G Dillon's 1st Team  
Buddy Blair, F Dillon's 1st Team

## 1934-35

Sparky Wade, G AP 1st Team  
Buddy Blair, F AP Honorable Mention

## 1949-50

Bob Meador, G AP 3rd Team

## 1950-51

Joe Dean, G AP 2nd Team

## 1951-52

Joe Dean, G AP 1st Team  
Bob Pettit, C AP 1st Team

## 1952-53

Bob Pettit, C AP 1st Team  
Benny McArdle, G AP 2nd Team

## 1953-54

Bob Pettit, C AP 1st Team  
Benny McArdle, G AP 3rd Team

## 1955-56

Roger Sigler, G AP 1st Team  
Coaches 2nd Team  
Jim Ashmore, G AP 1st Team  
Coaches 1st Team

## 1956-57

Roger Sigler, G AP 3rd Team

## 1960-61

George Nattin, G AP 1st Team  
Coaches

## 1961-62

Maury Drummond, F AP 3rd Team  
George Nattin, G AP 3rd Team

## 1962-63

Ellis Cooper, G AP 2nd Team  
Coaches

## 1963-64

Dick Maile, F AP 1st Team  
Coaches

## 1964-65

Dick Maile, F AP 1st Team  
UPI 1st Team  
Coaches

## 1967-68

Pete Maravich, G AP 1st Team  
UPI 1st Team  
Coaches

## 1968-69

Pete Maravich, G AP 1st Team  
UPI 1st Team

## 1969-70

Pete Maravich, G AP 1st Team  
UPI 1st Team  
Al Sanders, C AP 3rd Team  
Danny Hester, F AP 3rd Team



**Kenny Higgs**

## 1970-71

Al Sanders, C AP 1st Team  
UPI 1st Team  
Coaches

Bill Newton, F UPI 2nd Team  
AP 3rd Team

Nelson Isley, G UPI 3rd Team

## 1971-72

Al Sanders, C AP 2nd Team  
UPI 2nd Team  
Coaches

Bill Newton, F AP 3rd Team  
UPI 3rd Team

## 1972-73

Eddie Palubinskas, G AP 2nd Team  
UPI 2nd Team  
Coaches

## 1973-74

Glenn Hansen, F AP 2nd Team  
UPI 2nd Team  
Coaches

Eddie Palubinskas, G UPI 2nd Team

Collis Temple, C AP 3rd Team

UPI 3rd Team

## 1974-75

Glenn Hansen, F AP 2nd Team  
UPI 2nd Team  
Coaches

## 1975-76

Kenny Higgs, G AP 2nd Team  
UPI 2nd Team  
Coaches

## 1976-77

Kenny Higgs, G AP 2nd Team  
UPI 2nd Team  
Coaches

Durand Macklin, F AP 3rd Team  
UPI 3rd Team

## 1977-78

Durand Macklin, F AP 1st Team  
UPI 1st Team  
Coaches

Kenny Higgs, G UPI 2nd Team

DeWayne Scales, F AP 3rd Team



- INTRO
- THIS IS LSU
- TIGERS
- COACHES
- REVIEW
- PREVIEW
- RECORDS
- HISTORY
- LSU
- MEDIA

## 1978-79

DeWayne Scales, F	AP 1st Team UPI 1st Team Coaches
Al Green, G	AP 1st Team UPI 2nd Team Coaches
Lionel Green, C	AP 3rd Team UPI 3rd Team

## 1979-80

Durand Macklin, F	AP 1st Team UPI 1st Team Coaches
DeWayne Scales, F	AP 2nd Team UPI 2nd Team Coaches
Ethan Martin, G	AP 2nd Team UPI 2nd Team Coaches

## 1980-81

Durand Macklin, F	AP 1st Team UPI 1st Team Coaches
Ethan Martin, G	AP 1st Team UPI 1st Team Coaches
Howard Carter, G	AP 2nd Team UPI 2nd Team

## 1981-82

Howard Carter, G	AP 1st Team UPI 1st Team Coaches
Leonard Mitchell, F	AP 2nd Team UPI 3rd Team Coaches

## 1982-83

Howard Carter, G	AP 2nd Team UPI 2nd Team Coaches
Leonard Mitchell, F	AP 3rd Team UPI 3rd Team

## 1983-84

Jerry Reynolds, F	AP 2nd Team UPI 3rd Team Coaches
Derrick Taylor, G	UPI 3rd Team

## 1984-85

Nikita Wilson, F	AP 2nd Team UPI 3rd Team Coaches
John Williams, C	AP 3rd Team
Jerry Reynolds, F	AP 3rd Team UPI 3rd Team

## 1985-86

John Williams, F	AP 1st Team UPI 1st Team Coaches
Derrick Taylor, G	AP 3rd Team

## 1986-87

Nikita Wilson, C	AP 3rd Team UPI 3rd Team
Anthony Wilson, G	UPI 3rd Team

## 1987-88

Ricky Blanton, F	AP 2nd Team UPI 3rd Team Coaches
Jose Vargas, C	UPI 2nd Team AP 3rd Team

## 1988-89

Ricky Blanton, F	AP 1st Team UPI 2nd Team Coaches
Chris Jackson, G	AP 1st Team UPI 1st Team Coaches

## 1989-90

Chris Jackson, G	AP 1st Team UPI 1st Team Coaches
Shaquille O'Neal, C	AP 1st Team UPI 1st Team Coaches
Stanley Roberts, F	AP 3rd Team
Maurice Williamson, G	UPI 3rd Team

## 1990-91

Shaquille O'Neal, C	AP 1st Team UPI 1st Team Coaches
Vernel Singleton, F	AP 3rd team UPI 3rd team Coaches
Shawn Griggs, G	UPI 2nd team

## 1991-92

Shaquille O'Neal, C	AP 1st Team Coaches
Vernel Singleton, F	AP 3rd Team

## 1992-93

Geert Hammink, C	AP 1st Team Coaches
Jamie Brandon, G-F	Coaches 2nd Team

## 1993-94

Jamie Brandon, G-F	Coaches 2nd Team AP 3rd Team
--------------------	---------------------------------

## 1994-95

Ronnie Henderson, G	Coaches AP 2nd Team
---------------------	------------------------

## 1995-96

Ronnie Henderson, G	Coaches AP 1st Team
---------------------	------------------------

## 1996-97

Dwayne Spencer, F	Coaches 2nd Team AP 2nd Team
-------------------	---------------------------------

## 1998-99

Maurice Carter, G	Coaches 3rd Team AP 3rd Team
Jabari Smith, C	AP 3rd Team

## 1999-00

Torris Bright, G	AP 3rd Team
Jabari Smith, C	Coaches 2nd Team
Stromile Swift, F	AP Co-Player of the Year Coaches 1st team AP 1st Team



**Howard Carter**

## 2000-01

Ronald Dupree, F	AP 2nd Team Coaches 3rd Team
------------------	---------------------------------

## 2001-02

Ronald Dupree, F	AP 2nd Team Coaches 2nd Team
------------------	---------------------------------

## 2002-03

Ronald Dupree, F	AP 2nd Team Coaches 2nd Team
------------------	---------------------------------

## 2003-04

Brandon Bass, F	SEC Freshman of the Year
Jaime Lloreda, F	AP 1st Team Coaches 2nd Team

## 2004-05

Brandon Bass, F	AP Player of the Year AP 1st Team Coaches 1st Team
Glen Davis, F	SEC Freshman of the Year AP 2nd Team Coaches 2nd Team

## 2005-06

Glen Davis, F	SEC Player of the Year AP 1st Team Coaches 1st Team
Darrel Mitchell, G	Coaches 1st Team AP Second Team

Tyrus Thomas, F	SEC Freshman of the Year SEC Co-Defensive Player of the Year AP 2nd Team Coaches 2nd Team
Tasmin Mitchell, G	Coaches All-Freshman Team

## 2006-07

Glen Davis, F	AP 1st Team Coaches 1st Team
---------------	---------------------------------

INTRO

THIS IS LSU

TIGERS

COACHES

REVIEW

PREVIEW

RECORDS

HISTORY

LSU

MEDIA

## All-SEC Tournament Teams

### 1933

Sparky Wade, G First Team  
Buddy Blair, F Second Team  
Jack Harris, F Second Team

### 1936

Arnold Bryan, F Second Team

### 1938

Conley Hathorn, G First Team

### 1939

Paul Brotherton, G Second Team

### 1943

Frank Brian, F First Team  
John Chaney, C Second Team

### 1944

Whitey Hoskins, G Second Team

### 1946

Bobby Lowther, F First Team  
Joe Bill Adcock, C Second Team  
Billy Walters, G Second Team

### 1947

Frank Brian, F Second Team

### 1949

Gene Murphy, G Second Team

### 1950

Joe Dean, G First Team

### 1951

Joe Dean, G First Team

### 1952

Joe Dean, F First Team  
Bob Pettit, C First Team

### 1980

DeWayne Scales, F First Team (MVP)  
Durand Macklin, F First Team

### 1981

Howard Carter, F First Team

### 1986

John Williams, F First Team (MVP)

### 1987

Nikita Wilson, C First Team  
Anthony Wilson, G First Team

### 1988

Ricky Blanton, F First Team

### 1993

Geert Hammink, C First Team

Jamie Brandon, G-F First Team

### 2002

Antonio Hudson, G First Team

### 2003

Ronald Dupree, F First Team

### 2005

Brandon Bass, F First Team  
Antonio Hudson, G First Team

### 2006

Glen Davis, F First Team

Note: SEC Tournament Team also served as All-SEC team from 1933-1948.

## LSU Academic All-SEC Honor Roll

### 1961-62

George Nattin, G First Team  
Ellis Cooper, G Second Team

### 1962-63

Ellis Cooper, G First Team

### 1964-65

Tommy Thigpen, C Honorable Mention

### 1965-66

Kenny Drost, G First Team  
Scott Bowling, G Honorable Mention

### 1966-67

Kenny Drost, G Second Team

### 1969-70

Danny Hester, F Second Team

### 1972-73

Bill Whittle, F First Team  
Collis Temple, F First Team  
Wade Evans, G Second Team  
Ed LeBlanc, F Honorable Mention

### 1981-82

John Tudor, G-F First Team

### 1982-83

John Tudor, G First Team

### 1983-84

John Tudor, G First Team

### 1985-86

Zoran Jovanovich, C First Team

### 1988-89

Kyle McKenzie, G First Team

### 1991-92

Justin Anderson, G First Team  
T. J. Pugh, G First Team

### 1995-96

David Bosley, G First Team

### 1997-98

Jack Warner, G First Team

### 1998-99

Brian Beshara, F First Team  
Jack Warner, G First Team

### 1999-00

Brian Beshara, F First Team  
Collis Temple III, G First Team  
Jeremy Comeaux, F First Team  
Jack Warner, G First Team

### 2000-01

Brian Beshara, F First Team  
Collis Temple III, G First Team  
Brian Green, G First Team  
Jack Warner, G First Team

### 2001-02

Brian Green, G First Team  
Collis Temple III, G First Team

### 2002-03

Pete Bozek, F First Team  
Brian Green, G First Team  
Charlie Thompson, G First Team

### 2003-04

Charlie Thompson, G First Team  
Paul Wolfert, F First Team  
Brandon Bass, F Freshman  
Ross Neltner, F Freshman

### 2004-05

Brandon Bass, F Scholar-Athlete of the Year  
First Team  
Darrel Mitchell, G First Team  
Ross Neltner, F First Team  
Paul Wolfert, F First Team  
Glen Davis, F Freshman  
David Fleshman, G Freshman  
Garrett Temple, G Freshman

### 2005-06

Glen Davis, F First Team  
Darrel Mitchell, G First Team  
Darnell Lazare, F First Team  
Garrett Temple, F First Team  
David Fleshman, F First Team

### 2006-07

Alex Farrer, G First Team  
Greg Terrebonne, G Freshman

## SEC Good Works Team

1998-99 Collis Temple III  
1999-00 Jermaine Williams  
2000-01 Collis Temple III  
2001-02 Collis Temple III  
2002-03 Collis Temple III  
2003-04 Paul Wolfert  
2004-05 Paul Wolfert  
2005-06 Darnell Lazare  
2006-07 Darnell Lazare



LSU Head  
Basketball Coach  
1932-41; 1945-57

29 years  
Record: 340-264

1935 National Championship

1953 NCAA Final Four

1935, 1953, 1954 SEC  
Championships

LSU Head  
Baseball Coach  
1925-42; 1946-56

27 years  
Record: 220-226-3

1939; 1946 SEC Championships

Assistant Football Coach, LSU:  
1925-42

Assistant Athletic Director, LSU:  
1947-67

Acting Athletic Director, LSU:  
1968

Member, Helms Athletic  
Foundation Hall of Fame

Member, Louisiana Sports  
Writers Association Hall of  
Fame

# Harry Rabenhorst

Before there was Dale Brown, there was Harry Rabenhorst. In an era when college basketball wasn't big news and when cable didn't send hundreds of game all across the country, Rabenhorst laid the foundation for others like Jay McCreary, Press Maravich, Dale Brown and John Brady to follow.

Like Maravich with Pete, like Dale with Rudy, Chris and Shaq, Rabenhorst coached two of the legends of the game: Sparky Wade and Bob Pettit. Like Brown, he took his team to a Final Four in the days before anyone realized what a major event the NCAA Tournament was. But unlike any other LSU coach, Rabenhorst laid claim to a national championship, mythical though it may have been. It was a year to remember for Rabenhorst, but it was a long way from the end of his career.

The Baton Rouge native, however, came to LSU holding a record of a much different kind. He was a star athlete at Wake Forest in the years following World War I and holds the world record for the single longest punt of 110 yards.

After serving in the U.S. Army in World War I, Rabenhorst began his career in coaching in 1921 at Greensboro High School in Greensboro, N.C. After that, he moved to New Mexico Military Academy where he coached for three seasons before moving

back to Baton Rouge and the start of a long and dedicated lifetime of service to LSU.

In any capacity he served, he showed the same gracious understanding of the individual and devotion to duty that have set him apart from the ordinary.

He was a walking encyclopedia of LSU athletics and could recall in a moment the big game, the big play and the individual star of almost every athletic success enjoyed by the Tigers during his tenure.

Few men alive in college athletics numbered among their close personal friends the great and near great personalities who dominated the athletic scene for much of the first 60 years of this century. His list of associates reads like a "Who's Who" of American Collegiate Athletics, names that capture the imagination of sports fans and historians everywhere -- Knute Rockne, Amos Alonzo Stagg, Pop Warner, Fielding Yost, Wallace Wade, Adolph Rupp -- and many more.

Rabenhorst's career at LSU meant more than victories and championships. A popular and respected coach and administrator, he brought LSU distinction with his long and brilliant service and developed athletes who became outstanding students, and later outstanding citizens.

Harry Rabenhorst was a competitor. He



was also a gentleman. He proved that you can be both and be successful.

When Coach Rabenhorst passed away in March, 1972, at the age of 73, then athletic director Carl Maddox said, "Coach Raby was revered and respected nationally by the many who came to know him in the world of intercollegiate athletics -- but more significant is the esteem and the love he earned from the men who played for him."

"I always enjoyed competing with him," said Adolph Rupp. "He was a great credit to the game. He developed some of LSU's outstanding players and teams."

Coach Raby was a man for all seasons and still to this day remains one of the league's all-time winningest basketball coaches. Those who played for him, loved him. Those who knew him, respected him. There's not much better can be said.



LSU Head  
Basketball Coach  
1972-97

25 years  
Record: 448-301

1981, 1986  
Final Four

1979, 1981, 1986, 1991  
SEC Championships

1980  
SEC Tournament Championship

1973, 1979, 1981, 1989  
SEC Coach of the Year

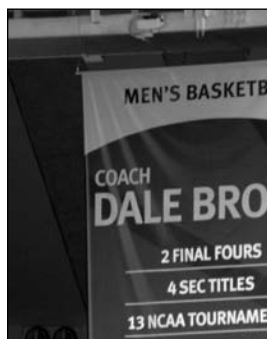
1981  
National Coach  
of the Year

Member, La. Sports Writers  
Association Hall of Fame

2004 Living Legend for LSU at the SEC  
Basketball Tournament

*"...one of the true statesmen  
of college basketball."*

- Former Temple Coach John Chaney



Banner honoring Coach Brown  
in the Maravich Center.

## Dale Brown


When he arrived from Washington State via Minot, N. D., there weren't that many basketball fans in the state of Louisiana who knew who Dale Brown was. When he retired after the 1996-97 season, you would have been hard pressed to find a college basketball fan in the country who didn't have some inkling about who Dale Brown was and what he stood for.

When Brown arrived in Baton Rouge in March, 1972, he arrived with a dream that was perceived by many who knew the LSU basketball program as impossible. The dream was to make basketball important in football-crazy Tiger country. When Brown was introduced as the Tiger coach, LSU fans were still remembering the Pete Maravich era. Final Fours? Rudy Macklin? Chris Jackson? Shaq? All a dream. In those year, fans had to be convinced to come to the new arena known as the LSU Assembly Center.

Brown traveled from one end of the state to the other telling all who would listen about the future of LSU basketball. Some thought him foolish. Others questioned his statements. But none who saw or heard him criticized his effort and his tireless energy.

His first LSU team shocked the basketball world by knocking off third-ranked Memphis State in Brown's home opener in December, 1972. The Hustlers, as they were dubbed, gave the competition fits all season long. They won 14 games, finished 9-9 in the SEC and drew praise from all around the country for their determination. For his achievements with a team picked last in the league, Brown was named SEC Coach of the Year, the first of four such honors he would receive.

Starting with the 1976-77 season, the Tigers increased their victory total ever year for the next six seasons. The streak was highlighted by a 31-5 record in 1980-81 (the most wins in a season in LSU history) and the first of Brown's two trips to the Final Four. For his success that season Brown was honored as the 1981 National Coach of the



Year.

Even more impressive was his second trip to the Final Four in 1985-86 when his Tigers were the lowest seeded team ever to make it to the Final Four after knocking off teams seeded first, second and third in the region (the only team ever to accomplish that feat on the road to the Final Four).

The Tigers won four SEC titles under Brown and only Adolph Rupp and Joe B. Hall at Kentucky won more SEC titles. His 448-301 record with 238 wins in regular season SEC play, put him second behind only Rupp in wins in the league. He was only the third SEC coach to coach 25 years as a head coach in the league.

Brown was part of 38.5 percent of LSU's 1,164 total victories in the first 89 seasons of basketball. Also, no coach in LSU history coached more consecutive games -- 749.

In 1990, Brown was the winning coach, capturing the Gold Medal for the South in the Olympic Festival in Minneapolis.

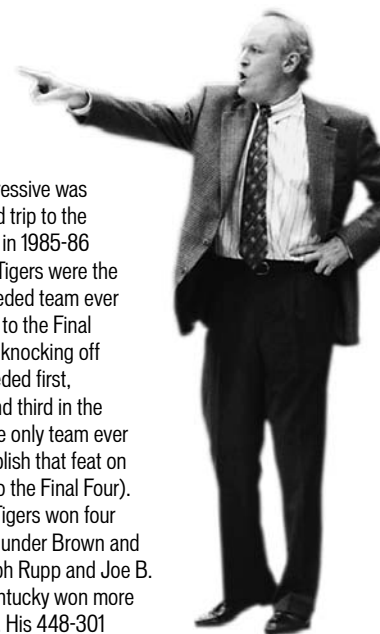
Brown was born in 1935 in Minot, a small railroad town in the northwest corner of North Dakota. In high school, he was the leading scorer in both football and basketball at St. Leo's of Minot. As a senior, he was the state scoring leader in basketball with a state record scoring average. He also set a school record in the 440-yard dash.

Brown earned 12 letters in basketball, football and track at Minot State University, making him the school's only athlete to achieve that goal.


John Chaney of Temple called Brown, "...one of the true statesmen of college basketball. His contributions to the game and society have impacted many. He is an outstanding coach and an outstanding person."

Legendary coach John Wooden of UCLA said: "I will always remember Dale for his enthusiasm. There are those who say he is a put-on -- they just can't believe that he can be what he professes. But I never questioned that. He amazed me because there is a lot more depth to the man. He was much more than a basketball coach."

At halftime of the Kentucky game in February 2004, athletics director Skip Bertman and the LSU basketball program honored Coach Brown with a banner in his honor to permanently hang from the rafters of the Maravich Assembly Center.



**Jamie Brandon**




**(Returnees in Bold)**

**A**  
ADCOCK, Joe (C) 1944-47  
ADGER, Sidney A. (C) 1935-36  
ALCORN, Mark (G) 1979-80  
ALLEN, Drexal (G) 1981-82  
ALLMAN, Marty (G) 1970-73  
ANDERSON, Justin (F), 1991-92  
ANDERSON, Willie (F), 1997-97  
ANNISON, Doug (F), 1992-93  
ARTHUR, Robert R. (C) 1959-60  
ATKINS, R. W. (G) 1919-22  
AUSTIN, Wayne (G) 1964-66


**B**

BAILEY, John (F) 1960-62  
BAILEY, Floyd (F-C) 1974-78  
BANKER, Kernan M. (F) 1933-35  
BANKSTON, Fred (G) 1945-46  
BARDWELL, D. D. "Sox" (C) 1929-32  
BARHAM, Joe Garnett E. (G) 1923-26  
BARNETT, Bert W. (C) 1946-47  
BARTUS, Joe E. (G) 1945-46  
BASS, Brandon (F), 2003-05  
BASS, Raymond V. (C) 1938-42; 47-48  
BAUMAN, Jonnie (G) 1929-32  
BAUMER, Nat (F) 1968-69  
BEESON, Williard E. (G) 1933-37  
BELCHER, Don (F) 1951-55  
BELCHER, Jack (F) 1961-64  
BENNETT, . . . . . (F) 1928-29  
BERGERON, J. Brian (G) 1978-81  
BERGMAN, Rusty (G) 1966-69  
BERNBROCK, Mark (G) 1968-69  
BERNHARD, James M. (G) 1943-44  
BESHARA, Brian (F) 1998-01  
BLACK, Tyrone (C) 1979-83  
BLAIR, L. N. "Buddy" (F) 1933-35  
BLANCHARD, E. A. (G) 1916-18  
BLANTON, Ricky (G) 1984-86; 87-89  
BLEVINS, Howard M. (G) 1929-32  
BOGGESS, Robert E. "Bob" 1947-51  
BOHANNON, W. W. "Bo" (C) 1934-36  
BOLTON, Dick (F) 1955-56  
BORGINI, Joe (F) 1959-60  
BORNER, Ray (C) 1981-82  
BORNMAN, D. L. "Squatty" (G) 1922-25  
BORNMAN, J. P. "John" (G) 1922-23  
BOSLEY, David (G) 1993-97  
BOUDREAUX, Harold (F) 1989-92  
BOWLING, W. Scott, Jr. (G) 1964-66  
BOWMAN, Sid S. "Stinke" (F) 1929-30  
BOZEK, Pete (F) 2000-02  
BOYD, Brent (G) 1975-76  
BOZEMAN, A. (G) 1939-40

**Kenny Drost**



**Frank Brian**



BOZEMAN, Charlie (C) 1938-41  
BOZEMAN, T. (G) 1938-41  
BRANCH, Malcolm (C) 1945-47  
BRANCH, W. (F) 1943-44  
BRANDON, Jamie (G), 1991-94  
BRANTLEY, John B. (G) 1970-72  
BRAYMAN, P. (F) 1952-53  
BREATHWIT, John (G) 1975-77  
BRIAN, Brad H. (G) 1964-67  
BRIAN, Frank (F) 1942-43; 1945-47  
BRIDGES, Kenneth (G) 1951-53  
BRIDGEWATER, Brad (C) 1998-00; 01-03  
BRIGHT, Torris (G) 1999-03  
BRILEY, C. 1915-16  
BRINKLEY, Mike (G) 1958-59  
BRITTON, C. E. (F) 1916-17  
BROCATO, Jim (G) 1946-47  
BROTHERTON, Paul P. (F) 1938-40  
BROWN, Dennis (G) 1983-85  
BROWN, Ernest (G) 1977-79  
BROWN, Lodbell P. 1925-26  
BROWN, Michael (F) 1975-76  
BROWN, Oliver (F) 1983-87  
BROWN, Ossie B. (F) 1943-44  
BROWN, Perry (F) 1929-30  
BROWN, Roland (F) 1932-34  
BRYAN, Arnold "Judge" (F) 1934-37  
BUCHANAN, F. "Buck" (F) 1937-40  
BUKUMIROVICH, Neboisha (G) 1984-88  
BURGE, Dick (G) 1939-40  
BURGE, Dennis F. "Pete" (C) 1932-34  
BURNETT, Jack (F) 1926-29  
BURNS, Lenear (F), 1990-91; 92-94  
BURTON, Kenny G. (F) 1944-45  
BUSH, Tim (F) 2002-03  
BUSHMAN, John C. "Jack" (F) 1936-39  
BUSSEY, Young (G) 1937-38

**C**

CAMPBELL, Andy (C) 1978-81  
CAMPBELL, Walter (F) 1977-78  
CANNON, . . . . . (G) 1937-39  
CARD, Norman (C-F) 1961-64  
CARR, John (G) 1969-70  
CARTER, . . . . . (F) 1913-14  
CARTER, Cedric (F) 1997-99  
CARTER, Howard (G-F) 1979-83  
CARTER, Maurice (G) 1995-99  
CAVETT, J. R. "Slick" (C) 1915-19  
CEASAR, Clarence (F), 1991-95  
CHANEY, John (F) 1940-43  
CHASE, Pat (G) 1964-66  
CHASE, Sam (G) 1961-64  
CHIDLEY, Steve (G) 1971-72  
CHIN BING, Allen (F) 1933-34  
CLARK, . . . . . 1908-10  
CLARK, Ned (F) 1951-55

**Wade Evans**



**Greg Cook**



CLUNE, Joe (F) 1959-60  
COCKERHAM, J. H. (F) 1911-13  
COJOE, Theron (F) 1982-84  
COLLINS, A. H. "Rip" (G) 1945-47  
COLLINS, Tommy (G) 1957-59  
COMBS, Joe H. 1956-59  
CONKLIN, Tom J. (C) 1959-62  
CONLEY, Ocie (G) 1984-86  
COOK, Greg (C) 1976-77, 1978-81  
COOPER, . . . . . (F) 1929-30  
COOPER, Darryl (G) 1998-99  
COOPER, Ellis O. (G) 1960-63  
COPPENS, Randy (G) 1974-77  
CORMIER, Jason (G) 1988-89  
COSTELLO, Joe (G-F) 1979-82  
CORLEY, Drew (F) 1967-69  
CRAM, Steve (G) 1962-64  
CRAMER, Judd (G-F) 1963-64  
CRESS, Walker J. (G) 1937-39  
CRISCO, Jim (F) 1956-59  
CROMBERT, . . . . . 1917-18

**D**

DABADIE, J. Levy, Jr. (F) 1943-44  
DALE, Wilton R. (F) 1943-44  
DARK, Alvin (G) 1942-43  
DARNALL, Mike (G) 1972-75  
DAVIES, Richard A. "Dick" (G) 1958-60  
DAVIS, E. M. 1935-36  
DAVIS, Glen (F), 2004-07  
DAVIS, Thomas (F) 2001-03  
DAY, Ned 1951-55  
DeARMOND, Duane (F) 1978-80  
DEAN, Joe (G) 1949-52  
DELAFIELD, Glenn A. (C) 1936-38  
DEVALL, Randy (G) 1989-90  
DICKEY, . . . . . 1928-29  
DIXON, . . . . . 1913-15  
DOSHER, Woody (G) 1938-40  
DOUGHTY, Frank L. (G) 1937-38  
DOWLING, Duncan (F-G) 1961-63  
DROST, Kenny (G) 1964-67  
DRUMMOND, H. Maury (C-F) 1960-63  
DUGAS, C. J. Bobby (G) 1921-23  
DUPONT, John M. (F) 1911-13  
DUPONT, Lawrence H. (G) 1911-14  
DUPREE, Ronald (F) 1999-03  
DYSON, Dick (G) 1923-27

**E**

EARL, Lewis (F) 1996-98  
EAST, John (C) 1924-27  
EDMONDS, W. R. (F) 1916-17; 1921-22  
EDMONDSON, Mahion W (F) 1940-41  
EDWARDS, Glavis "Ike" (F) 1945-48

**Lionel Green**



**Joe Dean**



ENGLAND, Matt (F) 1980-81  
ENGQUIST, John (F) 1927-74  
EVANS, Wade (F) 1972-74  
EVANS, W. Morton (C) 1910-13


**F**

FAHEY, Joe J. (G) 1954-56  
**FARRER, Alex (G), 2006-07**  
FATHERREE, Jesse (G) 1933-34  
FETTER, Bobby K. (G-F) 1961-64  
FILES, "Dude" (G) 1927-28  
FLESHMAN, David (G), 2004-06  
FORD, Deuce (G) 1995-96  
FREDERICK, E. (C) 1939-40  
FREEMAN, Mark P. (C) 1949-51  
FRESHLEY, Bob (C) 1951-54  
FREY, F. C. "Major" (G) 1919-20  
FULKERSON, Jack M. (C) 1940-43

**G**

GAHARAN, W. A. "Bill" (F) 1937-38  
GARAHAN, Les (F) 1927-30  
GARRISON, G. C. (F) 1927-28; 30-31  
GEYER, Randy (G-F) 1962-65  
GIACOMA, Ray (F) 1935-38  
GILBEAU, H. (F) 1924-25  
DAVIS, E. M. 1935-36  
GILBERT, Charlie (C) 1933-34  
GILL, W. J. (G) 1915-17  
GIPSON, Sean (F) 1992-94  
GLADDEN, Sterling "Buck" (F) 1914-16  
GOEHRING, Kirk 1992-93  
GOWER, Bill (G) 1937-38  
GRAHAM, R. E. (G) 1939-42  
GRANT, Russell (G) 1967-69  
GRAY, Kenny (G) 1957-58  
GREEN, Al (G) 1978-79  
GREEN, Brian (F) 1999-03  
GREEN, Donald (G) 1982-83  
GREEN, Lionel (C) 1975-79  
GREEN, V. E. (C) 1913-14  
GREGORY, Sonny (F) 1949-52  
GREMILLION, E. (C) 1943-44  
GREMILLION, James E. (C) 1946-47  
GRIDLEY, Bob (F-C) 1968-69  
GRIFFITH, Carroll (F) 1946-47  
GRIFFITH, Parker (G) 1986-88  
GRIGGS, Shawn (F) 1990-91  
GUGLIELMO, Gary (F) 1957-60  
GURVICH, . . . . . (F) 1942-43

**Mike Hansen**



INTRO

THIS IS LSU

TIGERS

COACHES

REVIEW

PREVIEW

RECORDS

HISTORY

LSU

MEDIA

**Ronnie Henderson**




## H

HAGUE, Perry "H" (G) 1917-21  
 HAILE, Samuel W. "Red" (G) 1943-44  
 HALL, Bob (G-F) 1944-46; 1948-49  
 HALL, Jack (C) 1996-97  
 HAMMONS, J. (G) 1935-38  
 HAMMINK, Geert (C) 1988-89; 1990-93  
 HANSEN, Glenn (F) 1973-75  
 HANSEN, Mike (G), 1990-93  
 HARRELL, Louis 1928-29  
 HARRIS, Bucky (F) 1926-29  
 HARRIS, Jack A. (F) 1932-35  
 HATCHER, George R. (C) 1923-27  
 HATHORN, Conley "Red" (G) 1935-38  
 HAYES, R. S. "Suthie" (F) 1917-21  
 HAYNIE, George (F) 1939-41  
 HEARD, Mickey (F) 1973-74  
 HELM, Newton C. "Dirty" (F) 1919-23  
 HENDERSON, Larry (F) 1964-66  
 HENDERSON, Ronnie (G) 1993-96  
 HENNER, Tommy (G) 1969-70  
 HENRY, Pete (C-F) 1965-67  
 HEROMAN, Harry (F) 1964-66  
 HERBST, J. (G) 1941-42  
 HERRING, Randy (F) 1972-75  
 HESS, Tom (G) 1969-72  
 HESTER, Danny (F) 1968-70  
 HICKMAN, Richard F. (G) 1967-70  
 HIGGS, Kenny (G) 1974-78  
 HIGH, Willie (G-F) 1975-76  
 HIGHTOWER, C. W. (F) 1910-11  
 HIMES, Levi A "Lee" (F) 1909-12  
 HIMES, . . . . (G) 1915-16  
 HINES, Ray (C) 1959-60  
 HOLLOWAY, Graves (C) 1947-49  
 HOLT, Dick (C) 1953-56  
 HOOVER, Winslow F. (G) 1946-47  
 HOOVER, W. (C) 1943-44  
 HOSKINS, Dick, Jr. (G) 1942-44  
 HOUTZ, "Jakey" 1910-11  
 HOWELL, R. B. "Biliken" (C) 1909-12  
 HUDSON, Antonio (G), 2001-05  
 HUDSON, John W. (G) 1959-61  
 HUFFMAN, Gary (F) 1974-76  
 HULTBERG, Jordy (G) 1976-80  
 HUNT, . . . . 1917-18


## I

IGAU, Hubert C. (F) 1924-27  
 IRVIN, Fess (G) 1986-88  
 IRWIN, . . . . 1909-10  
 ISLEY, Nelson (G) 1970-71  
 IVES, Clarence A. "Fatty" (C) 1917-22

**Leonard Mitchell**



**Ralph Jukkola**



## J

JACKSON, A. W. "Gus" (G) 1924-25  
 JACKSON, Chris (G) 1988-90  
 JACKSON, Glover (C) 1993-94  
 JACKSON, Howard W. (G) 1936-39  
 JACOBS, Stan J. (F) 1958-61  
 JENNINGS, Frank (F) 1946-47  
 JOE, Darryl (G) 1986-88  
 JOHNSON, Alonzo (C) 1994-95  
 JOHNSON, Byron (C) 1947-52  
 JOHNSON, C. B. (F) 1909-12  
**JOHNSON, Chris (F), 2005-07**  
 JOHNSON, F. (G) 1929-32  
 JOHNSON, G. (F) 1947-48  
 JOHNSON, Joe (G) 1983-84  
 JOHNSON, Kent (F) 1969-70  
 JOHNSON, Melvin F. (G) 1911-15  
 JOHNSON, Paul (G) 1992-93  
 JOHNSON, Steffond (F-C) 1981-84  
 JOHNSON, Tex (C) 1924-27  
 JONES, Bob (F) 1923-26  
 JONES, Johnny (G) 1980-84  
 JONES, L. (F) 1920-22  
 JONES, Leslie V. (F) 1952-55  
 JONES, Wally (G) 1944-45  
 JOSEPHSON, . . . . (G) 1940-41  
 JOURNEY, Beau (G) 1932-35  
 JOVANOVIICH, Zoran (C) 1985-86  
 JUUKOLA, Ralph (F) 1966-69


## K

KAMMER, Marty (G) 1955-56  
 KAUFFMAN, Jim (G) 1937-38  
 KEENE, Howard (F) 1961-63  
 KEENE, J. R. (F) 1908-09  
 KELLY, G (F) 1931-33  
 KENT, John (G) 1946-47  
 KILPATRICK, . . . . (G) 1919-20  
 KINGERY, Wayne (G) 1944-45  
 KISTLER, Brian (F) 1980-82  
 KIZER, Roland C. "Chesty" (F) 1921-23  
 KOUNDJIA, Regis (F), 2003-04  
 KNUDSON, Jim (G) 1971-72  
 KRAJEWSKI, Richard (C) 1988-91


## L

LALLY, Mike F. (C-F) 1908-11  
 LAMONT, Randy (C) 1967-69  
 LAZARE, Darnell (F) 2003-07  
 LEDOUX, Marqus (F) 1998-99  
 LANG, Bob (F) 1969-70  
 LANIER, Harold A. 1928-29

**Bill Newton**



**Ed LeBlanc**




LARCADE, J. A. (G) 1908-09  
 LARKIN, M. "Slim" (C) 1929-31  
 LEA, D. (G) 1945-46  
 LEATHERS, W. D. "Bill" (F) 1934-37  
 LeBLANC, Ed (C) 1972-76  
 LANDRY, Brandon (G) 1998-01  
 LEE, Bill (F) 1952-55  
 LeFEVRE, Frank (C) 1974-77  
 LEGLER, Chuck (C-F) 1966-69  
 LEOPOLD, J. T. (F) 1917-18  
 LESHER, L. R. (F) 1910-11  
 LESTER, Ed, F. Jr. (F) 1944-45  
 LEWIS, P. B. (G) 1909-10  
 LEWIS, Cecil Ray (F) 1959-62  
 LEWIS, William S. "Bill" (G) 1916-17  
 MILANOVIICH, Clyde H. (F) 1944-46  
 LINDSEY, Jim (F) 1948-51  
 LINDSEY, Lloyd Leon (C) 1935-38  
 LITTON, O. B. 1909-10  
 LIVINGSTON, Randy, (G) 1994-96  
 LLOREDA, Jaime (F), 2002-03  
 LOBDELL, William Y. (F) 1931-32  
 LOE, Ralph (C) 1972-73  
 LOFLIN, J. T. (G) 1942-43  
 LOFTIN, Bill (F) 1957-58  
 LOFTIN, Bob (F) 1957-59  
 LONG, Earl (F) 1958-59  
 LOUGHMILLER, Don (G) 1951-54  
 LOWTHER, Bobby (F) 1942-43; 45-48  
 LUKER, J. B. (G) 1928-31  
 LUPCHO, Rich S. (G) 1967-69  
 LYLE, Mel (F) 1946-47

## M

McARDLE, Benny J. (G) 1951-54  
 McCAIN, R. R. (G) 1955-56  
 McCARSON, Paul (G) 1954-55  
 McDONALD, Ben (F) 1986-87  
 McDOWELL, "Red" (G) 1941-42  
 McDUFF, . . . . (G) 1923-25  
 McFARLAND, Reggie A. (G) 1918-23  
 McGEHEE, Webb (G) 1927-30  
 McKENZIE, Kyle (G) 1987-89  
 McLEOD, James (G) 1941-42  
 McLOUGHLIN, Bob (G) 1961-62  
 McMANUS, . . . . (C) 1940-41  
 McMORRIS, Vernon D. (G) 1943-44  
 McNEILY, James (F) 1951-55  
 MACKLIN, Durand (F) 1976-78; 79-81  
 MADISON, Dave (G) 1940-43  
 MAGEE, Norman (G) 1951-55  
 MAGRUDER, . . . . 1909-10  
 MAILE, Dick (F) 1962-65  
 MANCE, Omar-Seli (G) 1998-99  
 MARAVICH, Josh (G), 2002-05  
 MARAVICH, "Pistol" Pete (G) 1967-70  
 MARSHALL, Paul (G), 1991-92

**Eddie Palubinskas**



**Ethan Martin**



MARTIN, Ethan (G) 1977-81  
 MARTIN, Ken G. (F) 1955-56  
**MARTIN, Terry (G), 2006-07**  
 MASCIA, David (G), 1991-92  
 MASON, C. C. "Charlie" (C) 1925-27  
**MASON, Dameon (F), 2006-07**  
 MATIENZO, . . . . (G) 1908-09  
 MATHIAS, Frank (C) 1974-77  
 MAYOCK, Dan (F) 1968-69  
 MEADOR, Bob J. (F) 1949-51  
 MENRELL, Dick (F) 1946-48  
 MERLE, Dom A. (F) 1955-58  
 MERRILL, Richard L. (F) 1947-48  
 MICHAELIS, Bill (G) 1943-44; 46-49  
 MIDDLEBROOK, . . . . (F) 1919-20  
 MILANOVIICH, Paul (G) 1967-68  
 MILEY, Harry L. (G) 1944-45  
 MILLER, Herd J. (C) 1944-45  
 MILLER, Nolen C. "Babe" (G) 1933-36  
 MILLER, Robert "Bob" (G-F) 1975-77  
 MINOR, Tack (G), 2003-05, 07  
 MITCHELL, Darrel (G), 2002-06  
 MITCHELL, Leonard (F-C) 1980-84  
**MITCHELL, Tasmim (F) 2005-07**  
 MIXON, Butch (G) 1958-59  
 MOON, Lynn B. (C) 1956-59  
 MOORE, Bill (G) 1944-45  
 MOREY, Dale E. (F) 1939-42  
 MOSCOWITZ, Danny (G), 1990-91  
 MOSELEY, V. (F) 1909-13  
 MOUTON, Lyle (G) 1987-89  
 MUNSON, Wayne (F) 1957-59  
 MURPHY, Gene A. (F) 1947-51  
 MURPHY, Mike (F) 1964-65  
 MURRAY, C. C. (F) 1943-44  
 MUTAVDZIC, Misha (C) 1994-96


## N

NABORS, Gene (G) 1995-96  
 NATTIN, George L., Jr. (G) 1959-62  
 NELTNER, Ross (F), 2003-05  
 NESON, Guy W. (C) 1929-32  
 NEWMAN, Donald (G) 1975-76  
 NEWTON, Bill R. "Fig" (F) 1969-72  
 NOLLEY, Landers (G/F) 1994-96  
 NOTO, J. J. (G) 1923-24


## O

OCHS, . . . . (F) 1945-46  
 O'NEAL, Shaquille (C) 1989-92  
 O'QUINN, Leon (F) 1913-15  
 OWENS, Andre (G) 1992-94  
 OWEN, Chester (F) 1946-47  
 OZBURN, Joe (G) 1948-51

**T.J. Pugh**



**Don Redden**



## P

PALFI, Djole (F) 1994-95  
PALMER, ..... (F) 1918-19  
PALUBINSKAS, Eddie (G) 1972-74  
PAYNE, ..... (G) 1913-15  
PEARCE, Clyde (F) 1913-17  
PERKINS, Greg (G) 1982-83  
PETTIT, Robert L. "Bob" (C) 1951-54  
PHARES, Jack (G) 1924-28  
PHILLIPS, W. J. (G) 1908-11  
PIAZZA, Doug (F) 1963-64  
PICOU, John (G) 1990-92  
POE, F. E. (F) 1929-30  
POTTS, Chico (G) 1997-98  
PUGH T.J. (G) 1990-92

## Q

QUIONEZ, ..... 1918-19


## R

RABENHORST, O. "Dudey" (G) 1918-19  
RABORN, Tommy (F) 1957-61  
RAGUS, Leonard A. (G) 1959-60  
RAISOR, Phil (G) 1958-60  
RAMIREZ, M. (F) 1943-44  
RAMSDEN, Dave K. (C) 1966-69  
RASMUSSEN, Bob (F) 1966-67  
RAYMOND, Chris (G) 1972-74  
REDDEN, Don (G-F) 1982-86  
REILY, Charlie S. (F) 1909-12  
REYNOLDS, Jerry (F-G) 1982-85  
RILEY, Red (G) 1917-22  
RITTNER, Perrin (F) 1949-51  
ROACH, Danny (F) 1961-62  
ROBERT, Charley (F) 1951-53  
ROBERTS, Stanley (C-F) 1989-90  
ROLAND, Lamont (G) 1999-01  
ROLLE, Magnum (F) 2005-07  
ROSS, A. L. (F) 1912-14  
RUBCHENKO, Roman (F) 1992-96  
ROY, R. S. (F) 1917-18  
RUDOLPH, Gus (F) 1978-80  
RUSHING, Troy E. (F) 1953-57  
RYAN, Warren F. "Pat" 1908-09

## S

SAMUELS, H. J. (F) 1931-34  
SANBORN, ..... (G) 1929-32  
SANDERS, Al T. "Apple" Jr. (G) 1945-47

**Derrick Taylor**



**Jerry Reynolds**




SANDERS, Al T. "Little Apple" III (C) 1969-72  
SANDERS, J. Y. (G) 1908-11  
SAXON, Jimmy (F) 1925-28  
SAYLOR, Doug (G) 1974-76  
SCALES, DeWayne (F) 1977-80  
SCHAPER, John N. (F) 1970-72  
SCHIELE, Chester (G) 1947-48  
SCHIELE, Joe (F) 1945-48  
SCHULTZ, Darrell (G) 1950-53  
SCOTT, Garrick (C), 1994-96  
SCOTT, Lester (G) 1988-89  
SEBASTIAN, Don J. (G) 1952-56  
SEBASTIAN, J. D. (G) 1919-20  
SHARP, ..... (G) 1929-30  
SHEPPARD, Nick (C) 1995-97  
SHIRLEY, Calvin S. "Buddy" (G) 1965-67  
SHOCKEY, Jere (F) 1969-71  
SHOWS, W. (F) 1941-43  
SHUMAKER, Steve (G) 1967-68  
SIENER, Carl (C) 1971-74  
SIGLER, Roger W. (F) 1953-57  
SIMMONS, Terrance (G) 1996-97  
SIMOES, Paulo (G) 1986-88  
SIMPSON, Gary (G) 1970-71  
SIMS, Billy (F) 1942-43  
SIMS, Keith (G) 1944-45  
SIMS, Wayne (F) 1987-91  
SIMS, Willie (G) 1977-81  
SINGLETON, Vernel (C) 1988-92  
SLOANE, LeGrand W. (F) 1942-43  
SMITH, Allen (G) 1959-60  
SMITH, Jabari (C) 1998-00  
SMITH, Nick (F) 1925-28  
SMITH, Terry (G) 1965-66  
SMITH, Tom (G) 1930-33  
SMITH, ..... 1909-10  
SPENCER, Duane (F) 1995-96  
SPILLER, S. (G) 1909-10  
SQUIRES, ..... (F) 1929-30  
STANFEL, Rich (C) 1982-83  
STAYTON, Bill (G) 1931-33  
STEPHENS, Reed (F) 1947-48  
STEVENS, Ed (G) 1930-31  
STEVENS, Norman G. "Steve" (G) 1922-26  
STONE, Orval (F) 1949-51  
STOREY, M. (G) 1937-38  
SWIFT, Stromile (F) 1998-00


## T

TANNEHILL, George M. (F) 1928-31  
TANNEHILL, T. (C) 1930-32  
TARASOVIC, George (F) 1951-52  
TAYLOR, Derrick (G) 1981-82; 83-86  
TAYLOR, Jeff (G) 1971-73  
TAYLOR, H. A. "Red" (F) 1927-28  
TEMPLE, Collis (C) 1971-74

**Jose Vargas**



**Apple Sanders**



TEMPLE III, Collis (G) 1999-03  
**TEMPLE, Garrett (G), 2005-07**  
**TERREBONNE, Greg (G), 2006-07**  
THIGPEN, Tommy P. (C) 1964-67  
THOMAS, Quenton (G) 1994-95  
THOMAS, Tyrus (F), 2005-06  
THOMPSON, Charlie (G) 2000-04  
THOMPSON, Dick (G) 1947-51  
THOMPSON, T. (C) 1938-40  
THORNALL, Bill (F) 1942-43  
THORNTON, Sam B. 1922-23  
TIPTON, Wayne (F-G) 1964-67  
TITUS, Brandon (G) 1992-94  
TONKOVICH, Dawn (G) 1971-74  
TONN, R. W. "Ruddy" Jr. (F) 1930-32  
TORRANCE, Jack (C) 1931-34  
TRACEY, Dennis (G) 1988-90  
TRIBBETT, Jeff A. (G) 1967-70  
TRICHELLE, Bert (F) 1935-36  
TUCKER, Reggie (G) 1997-98  
TUDOR, Bobby (F) 1954-55  
TUDOR, John (G-F) 1980-84  
TURK, Dave (F) 1962-63  
TURNLEY, J. E. "Bob" (G) 1943-44

## U

UFFMAN, Kenneth (F) 1947-48  
USSERY, Stephen (F) 1988-89

## V

VANCE, Damon (C) 1983-84  
VANCE, Griff D. (F) 1938-41  
VARGAS, Jose (C) 1984-88  
VOIGHT, Ken L. Jr. (G) 1966-68  
VOOGED, Ben (G), 2005-07

## W

WADE, Malcolm "Sparky" (G) 1932-35  
WALDEN, Henry E. (C) 1912-15  
WALTERS, Bill (G) 1942-43; 45-47  
WALTERS, Jack (F) 1935-36  
WALTON, Adam (F) 1995-97  
WARNER, Jack (G) 1996-97; 99-00  
WASHINGTON, Rogers (F) 1995-97  
WEBB, Charlie L. (G) 1942-43; 45-47  
WEBER, S. R. "Chink" (G) 1922-23  
WELCH, Jim (C) 1936-37  
WELLS, Wendell Wally (G) 1934-37  
WESLEY, Bob (F) 1952-53  
WHIPPLE, Xavier (G) 2001-05  
WHITE, Hamp (G) 1963-65  
WHITE, H. H. (G) 1915-16  
WHITE, Joe (C) 1955-57

**Anthony Wilson**



**DeWayne Scales**



WHITEHURST, Charles (F) 1954-55  
WHITTLE, Bill (F) 1970-73  
WILKINSON, J. P. (G) 1912-16  
WILKINSON, W. Scott (G) 1913-17  
WILKINSON, ..... (C) 1924-25  
WILLIAMS, Jermaine (F) 1998-02  
WILLIAMS, John (F) 1984-86  
WILLIAMSON, Maurice (G) 1989-90; 91-93  
WILSON, Anthony (G) 1983-87  
WILSON, Bill L. (C) 1962-65  
WILSON, Edwin (G) 1985-86  
WILSON, Jason (F) 2000-02  
WILSON, Les (G) 1926-29  
WILSON, Nikita (C-F) 1983-87  
WOLF, Sidney "Izzy" 1918-19  
WOLFERT, Paul (F), 2002-05  
WOLFERT, Rick (C) 1972-73; 1974-75  
WOLFF, Dennis (G) 1973-75  
WOLFE, Jamaal (G) 1998-99  
WOMACK, Leroy (F) 1996-97  
WOODSIDE, Bernard (F) 1985-88

## Y

YATES, Robert P. (G) 1947-51  
YOUNG, JueMichael (F) 2001-02

## Z

ZIEGLER, Lonie (C) 1965-66  
ZINSER, Paul (G) 1953-55

*This list represents basketball lettermen since LSU began basketball in 1908-09. The sports information office will appreciate your assistance in correcting any errors. Send all corrections or additions to Kent Lowe, P. O. Box 25095, Baton Rouge, La., 70894*

**Bernard Woodside**





# Jersey Numbers

INTRO

THIS IS LSU

TIGERS

COACHES

REVIEW

PREVIEW

RECORDS

HISTORY

LSU

MEDIA

Tigers and their uniform numbers from the 1969-70 season through the 2006-07 season:

## 0

Glen Davis, 2006-07

## 00

Brian Green, 2000-01-02-03

Omar Seli-Mance, 1999

Hernan Montenegro, 1988

## 1

Tasmin Mitchell, 2006-07

Regis Koundjia, 2005

Tony Gipson, 2003-04

## 2

Dameon Mason, 2007

Darrel Mitchell, 2003-04-05

Brian Beshara, 2000-01

## 3

Tack Minor, 2004-05-06-07

Torris Bright, 2000-01-02-03

Jaamal Wolfe, 1999

Reggie Tucker, 1998

Doug Annison, 1993-94

## 4

Ben Voogd, 2006-07

Regis Koundjia, 2004

JoeMichael Young, 2002

Stromile Swift, 1999-00

Gene Nabors, 1996-97

Jamie Brandon, 1992-93-94

Fess Irwin, 1987-88

## 5

Mildon Ambres, 2004

Robert Royal, 2001

Jamal Harrison, 2001

DeJuan Collins, 1998

Lester Earl, 1997

Landers Nolley, 1995-96

Andre Owens, 1993-94

Justin Anderson, 1992

## 10

Greg Terrebonee, 2007

David Fleshman, 2005-06

Charlie Thompson, 2001-02-03-04

Rhodaria Caston, 1998

David Bosley, 1994-95-96-97

Maurice Williamson, 1990-92-93

Parker Griffith, 1987-88

Derrick Taylor, 1982-84-85-86

Willie Sims, 1978-79-80-81

Bob Miller, 1976-77

Eddie Palubinskas, 1973-74

## 11

Josh Maravich, 2003-04-05

Brandon Landry, 1999-00-01

Djole Palfi, 1995

Mike Hansen, 1991-92-93

Anthony Wilson, 1984-85-86-87

Drexal Allen, 1982

Mark Alcorn, 1980-81

Al Green, 1979

## 12

Tyrus Thomas, 2006

Ronald Dupree, 2000-01-02-03

Darryl Cooper, 1999

Sean Gipson, 1993-94

John Picou, 1991-92

Lester Scott, 1989

Darryl Joe, 1987-88

Johnny Jones, 1981-82-83-84

## 13

Terry Martin, 2007

Pete Bozek, 2001-02

Dennis Tracey, 1989-90

Todd Kinchen, 1988

## 14

Garrett Temple, 2006-07

Jaime Lloreda, 2003-04

Quenton Thomas, 1995-96

Kyle McKenzie, 1988-89

Edwin Wilson, 1986

Donald Green, 1983

Matt England, 1981-82

## 15

Magnum Rolle, 2006-07

Jeremy Comeaux, 1998

Deuce Ford, 1996

Ocie Conley, 1985-86

Joe Johnson, 1984

Ray Borner, 1982

## 20

Tim Bush, 2003

Leroy Womack, 1997-98

Ronnie Henderson, 1994-95-96

T. J. Pugh, 1991-92

Jason Cormier, 1989

Neboisha Bukumirovich, 1985-86-87-88

John Tudor, 1981-82-83-84

Jordy Hultberg, 1977-78-79-80

Donald Newman, 1976

Randy Herring, 1974-75

Jim Knudsen, 1972

Tommy Henner, 1970

## 21

Chris Johnson, 2006-07

Courtney Trask, 2003

Jermaine Williams, 2000-01-02

Brian Beshara, 1999

Randy Livingston, 1995-96

Lenear Burns, 1990-91-92-93-94

Lyle Mouton, 1988-89

Dennis Brown, 1984-85-87

Ethan Martin, 1978-79-80-81

Doug Saylor, 1975-76-77

## 22

Darrel Mitchell, 2006

Xavier Whipple, 2002-03-04-05

Maurice Carter, 1996-97-98-99

Clarence Ceasar, 1992-93-94-95

Shawn Griggs, 1991

Russell Grant, 1988-89

Greg Perkins, 1983

J. Brian Bergeron, 1979-80-81

Kenny Higgs, 1975-76-77-78

Wade Evans, 1973-74

## 23

Pete Maravich, 1968-69-70

*Note: Pete Maravich's number retired in 1970*

## 24

Terrence Simmons, 1997

Paul Johnson, 1993

Vernel Singleton, 1989-90-91-92

John Williams, 1985-86

Leonard Mitchell, 1981-82-83-84

Len Breda, 1977-78

Brent Boyd, 1976

Dennis Wolff, 1974-75

Jeff Taylor, 1972-73

Gary Simpson, 1971

Richard Hickman, 1970

## 25

Ross Chouest, 2002  
 Louis Earl, 1997-98  
 Brandon Titus, 1993-94  
 Paul Marshall, 1992  
 Danny Moscovitz, 1991  
 Chris Carrier, 1986  
 Joe Costello, 1979-80-81-82  
 Randy Coppens, 1975-76-77  
 Dawn Tonkovich, 1972-73-74  
 John Brantley, 1971  
 John Carr, 1970

## 30

Alex Farrer, 2006-07  
 Brandon Bass, 2004-05  
 Chico Potts, 1998  
 Stephen Ussery, 1989  
 Bernard Woodside, 1986-87-88  
 Theron Cojoe, 1983-84  
 Brian Kistler, 1981-82  
 Frank Lifetree, 1977-78  
 Michael Brown, 1976  
 John Enguist, 1973-74  
 Tommy Hess, 1970-71-72

## 31

Jermaine Williams, 1999  
 Oliver Brown, 1984-85-86-87  
 DeWayne Scales, 1978-79-80  
 Mark Smyth, 1977  
 Al "Little Apple" Sanders, 1970-71-72

## 32

Paul Wolfert, 2003-04-05  
 Willie Anderson, 1998-99  
 Nick Shepherd, 1996-97  
 Harold Boudreaux, 1990-91-92  
 Paulo Simoes, 1987-88  
 Damon Vance, 1984-85  
 Howard Carter, 1980-81-82-83  
 Ernest Brown, 1979  
 Gary Huffman, 1975-76  
 Mickey Heard, 1974

## 33

Marqus LeDoux, 1999  
 Glover Jackson, 1994  
 Shaquille O'Neal, 1990-91-92  
 Ricky Blanton, 1985-86-87-88-89  
 Steffond Johnson, 1982-83-84  
 Walter Campbell, 1978-79  
 John Breathwit, 1976-77  
 Mike Darnall, 1974-75  
 Steve Chidley, 1972  
 Jere Shockey, 1971  
 Jeff Tibet, 1970

*Note: Shaquille O'Neal's number retired in Dec. 2000*

## 34

Glen Davis, 2005  
 Mildon Ambres, 2003  
 Cedric Carter, 1998-99  
 Alonzo Johnson, 1995  
 Randy Duvall, 1990  
 Tyrone Black, 1980-81-82-83  
 John Shaper, 1971-72  
 Kent Johnson, 1970

## 35

Darnell Lazare, 2004-05-06-07  
 Rogers Washington, 1996-97-98  
 David Mascia, 1993  
 Chris Jackson, 1989-90  
 Jerry Reynolds, 1983-84-85  
 Lionel Green, 1976-77-78-79  
 Glenn Hansen, 1974-75  
 Bill Whittle, 1971-72-73  
 Danny Hester, 1970

## 40

Brian Helquist, 1999  
 Durand "Rudy" Macklin, 1977-78-79-80-81  
 Paul Kates, 1976  
 Carl Siener, 1972-73-74  
 Bob Lang, 1970

## 41

Ross Neltner, 2005  
 Collis Temple III, 1999-00-01-02-03  
 Duane Spencer, 1996-97  
 Richard Krajewski, 1989-90-91  
 Nikita Wilson, 1984-85-86-87  
 Rick Mattick, 1977-78-79-80  
 Collis Temple, Jr., 1972-73-74  
 Nelson Isley, 1971

## 42

Antonio Hudson, 2002-03-04-05  
 Bob Hall, 1997  
 Ben McDonald, 1987-88  
 Edwin Wilson, 1986  
 Duane DeArmond, 1977-78-79-80  
 Willie High, 1976  
 Marty Allman, 1971-72-73

## 43

Lamont Roland, 2000-01  
 Misha Mutavdzic, 1995-96  
 Geert Hammink, 1989-90-91-92-93  
 Jose Vargas, 1985-86-87-88  
 Greg Cook, 1978-79-80-81  
 Frank LeFevre, 1975  
 Ralph Loe, 1973  
 Bill Newton, 1970-71-72

## 44

Thomas Davis, 2002-03  
 Jason Wilson, 2001  
 Adam Walton, 1995-96-97  
 Kirk Goehring, 1993  
 Wayne Sims, 1988-89-90-91  
 Don Redden, 1983-84-85  
 Andy Campbell, 1978-79-80-81  
 Scott Spencer, 1977  
 Ed LeBlanc, 1973-74-75-76

## 45

Ross Neltner, 2004  
 Jack Warner, 1997-98-99-00-01  
 Roman Rubchenko, 1993-94-95-96  
 Zoran Jovanovich, 1985-86  
 Rick Stanfel, 1983  
 Gus Rudolph, 1979-80  
 Floyd Bailey, 1975-76-77-78  
 John Brantley, 1972

## 50

Bob Pettit, 1952-53-54  
*Note: Bob Pettit number Retired in 1954*

## 51

Shawnon Johnson, 2003  
 Jason Wilson, 2002

## 52

Jabari Smith, 1999-00  
 Jeremy Comeaux, 1998

## 53

Stanley Roberts, 1990

## 54

Brad Bridgewater, 1999-00-02-03  
 Garrick Scott, 1995-96

INTRO

THIS IS LSU

TIGERS

COACHES

REVIEW

PREVIEW

RECORDS

HISTORY

LSU

MEDIA

## Louisiana Sports Hall of Fame

To be a member of the Louisiana Sports Writers Hall of Fame is one of the greatest honors that could be bestowed on an athlete from this state or who has performed a portion of his career in this state. Each year's class continues to add to the prestige of the growing list of Hall of Fame inductees. The Hall of Fame ceremonies are conducted each June in Natchitoches and plans are underway for a Hall of Fame building to be constructed just off the historic district of downtown Natchitoches.

A total of twelve men and women who participated in the LSU basketball program either as players or coaches have been inducted in the Hall of Fame. In 2005, LSU's Durand "Rudy" Macklin, a member of the 1981 Final Four team and the No. 1 rebounder and No. 2 scorer in LSU men's history, along with late former LSU women's head coach Sue Gunter.

The twelve LSWA Hall of Famers with their years of participation in LSU basketball in parenthesis:

**Buddy Blair** -- (F, 1933-35, member 1935 national champions), inducted 1981

**Frank Brian** -- (F, 1942-43; 1945-47, All-SEC 1943, 1946, two-time NBA All-Star), inducted in 1986

**Dale Brown** -- (Coach, 1972-96, 1981, 1986 NCAA Final Four; 1979, 1981, 1985, 1991 SEC Championships, all-time winningest coach at LSU, 448 wins), inducted in 1999

**Joe Dean** -- (F, 1949-52; TV Commentator, LSU Athletic Director, 1987-2000), inducted in 2001

**Sue Gunter** -- (Coach, LSU 1982-2004), inducted into Naismith Hall of Fame, Fall 2005, inducted in 2005.

**Bobby Lowther** -- (F, 1942-43; 1945-48, All-SEC 1946, All-American in 1946 in both basketball and track and field), inducted in 1995

**Rudy Macklin** -- (F, 1976-81, All-SEC 1977, '78, '80, '81, All-America 1981) Second leading scorer, first in rebounding, inducted in 2005.


**Pete Maravich** -- (G, 1967-70, three-time All-American, Division I all-time scorer), inducted in 1984

**Bob Pettit** -- (C, 1951-54, two-time All-American, 1953 Final Four member, 10-time NBA All-Star), inducted in 1973

**Harry Rabenhorst** -- (Coach, 1925-42, '45-57, 1935 national championships, 1953 Final Four), inducted in 1970

**Malcolm "Sparky" Wade** -- (G, 1932-35, member 1935 national champions, first LSU All-American), inducted 1962

**Joyce Walker** -- (G, 1981-84, three-time Kodak All-American), inducted in 1997



Coach Brown speaks at the 1999 LSWA Hall of Fame press conference.

## Louisiana Association of Basketball Coaches

Formed in 1974, the LABC represents the colleges and universities of the state in an effort to promote basketball on all levels in Louisiana. The group celebrated its 25th anniversary in 1999 with its announcement of its Team of the Century as chosen by the head coaches of men's basketball in the state and a panel of the state's sports media.

## LABC All-Louisiana Team of the Century

### First Team

**Pete Maravich, LSU** -- 1967-70 (Player of the Century)

**Bob Pettit, LSU** -- 1951-54

**Robert Parish, Centenary** -- 1972-76

**Dwight "Bo" Lamar, USL** -- 1969-73

**Karl Malone, Louisiana Tech** -- 1982-85

### Second Team

**Shaquille O'Neal, LSU** -- 1989-92

**Joe Dumars, McNeese State** -- 1981-85

**Mahmoud Abdul-Rauf (Chris Jackson), LSU** -- 1988-90

**Willie Reed, Grambling State** -- 1960-64

**Calvin Natt, Northeast Louisiana** -- 1975-79

### Third Team

**Bob Hopkins, Grambling State** -- 1952-56

**Andrew Toney, USL** -- 1976-80

**Mike Green, Louisiana Tech** -- 1969-73

**Bob Love, Southern** -- 1961-65

**Jackie Moreland, Louisiana Tech** -- 1957-60

### Honorable Mention

**LSU Players: Durand Macklin, 1976-81; Sparky Wade, 1932-35;**

**Joe Dean, 1949-52; Howard Carter, 1979-83.**

## LABC Hall of Fame

**Mahmoud Abdul-Rauf** -- (G, 1988-90, played as Chris Jackson, NCAA all-time leading freshman scorer, All-American, 1989-90) -- inducted in 1998.

**Frank Brian** -- (F, 1942-43; 45-47, All-SEC 1943, 1946, two-time NBA All-Star), inducted in 1987.

**Howard Carter** -- (G, 1979-83, member 1981 Final Four team), inducted 1994

**Dale Brown** -- (Coach, 1972-1997, winningest coach in LSU history), inducted 2005

**Joe Dean** -- (F, 1949-52), LSU Athletic Director, inducted 1985

**Jerry Reynolds** -- (F, 1982-85, All-SEC 1984, 1985), inducted 2003

**Durand "Rudy" Macklin** -- (F, 1976-78; 1979-81, member 1981 Final Four team, school's all-time leading rebounder), inducted 1987.

**Dick Maile** -- (F, 1962-65), inducted 2005

**Pete Maravich** -- (G, 1967-70, three-time All-American, Division I all-time scorer), inducted in 1977.

**Leonard Mitchell** -- (F, 1981-84, Member 1981 Final Four Team), inducted 2000

**Shaquille O'Neal** -- (C, 1989-92, two-time All-American, National Player of the Year, 1991), inducted 1998.

**Bob Pettit** -- (C, 1951-54, two-time All-American, 1953 Final Four member, 10-time NBA All-Star), inducted in 1976, charter inductee

**Harry Rabenhorst** -- (Coach, 1925-42, '45-57, 1935 national champions, 1953 Final Four), inducted in 1979.

**Don Redden** -- (F, 1982-86, member 1986 Final Four team), inducted 1993

**Roger Sigler** -- (F, 1953-57, All-SEC 1956, '57), inducted 1999

**Collis Temple, Jr.** -- (F, 1971-74), inducted 1995

**Malcolm "Sparky" Wade** -- (G, 1932-35, member 1935 national champions, first LSU All-American), inducted 1977

- INTRO
- THIS IS LSU
- TIGERS
- COACHES
- REVIEW
- PREVIEW
- RECORDS
- HISTORY
- LSU
- MEDIA

## LABC Mr. Basketball Award

Given annually by the LABC to someone who has made a significant contribution to basketball in the state of Louisiana.

**Joe Dean** -- inaugural recipient in 1975

**Bob Pettit** -- recipient in 1976

**Dale Brown** -- recipient in 1988

**Shaquille O'Neal** -- recipient in 2000, L.A. Lakers

## LABC Don Landry Award

Named in honor of the founder and first president of the LABC, given to someone who has rendered distinguished service and made a significant contribution to the LABC.

**Dale Brown** -- inaugural recipient in 1998.

## LABC Bob Pettit Award

Given to the professional player of the year from Louisiana.

**Shaquille O'Neal** -- recipient in 1994, 1995, Orlando Magic

**Shaquille O'Neal** -- recipient in 2000, 2001, 2002, 2004 L.A. Lakers

**Shaquille O'Neal** -- recipient in 2005, 2006, 2007 Miami Heat.

## LABC Tommy Joe Eagles Memorial Award

Given to the college coach of the year in Louisiana

**Dale Brown** -- recipient in 1979, 1981, 1986, 1987

**John Brady** -- recipient in 2000, 2003, 2006

## LABC Pete Maravich Memorial Award

Given to the college player of the year in Louisiana

**Durand "Rudy" Macklin** -- recipient 1981

**Don Redden** -- recipient 1986

**Nikita Wilson** -- recipient 1987

**Chris Jackson** -- recipient 1989, 1990

**Shaquille O'Neal** -- recipient 1991, 1992

**Stromile Swift** -- recipient 2000

**Ronald Dupree** -- recipient 2003

**Brandon Bass** -- recipient 2005

**Glen Davis** -- recipient 2006, 2007

## James J. Corbett Memorial Award

Presented annual by the New Orleans Mid-Winter Sports Association to Louisiana's most outstanding athlete.

**Pete Maravich** -- honored in 1970

**Chris Jackson** -- honored in 1990

**Shaquille O'Neal** -- honored in 1992, 1993

## LSU Athletic Hall of Fame

Listing includes just the basketball members of the Hall of Fame.

**Malcolm "Sparky" Wade** -- Inducted in 1937

**Joe Dean** -- Inducted in 1953


**Bob Pettit** -- Inducted in 1954

**Joe Bill Adcock** -- Inducted in 1978

**Bobby Lowther** -- Inducted in 1978

**Durand "Rudy" Macklin** -- Inducted in 1990

**Shaquille O'Neal** -- inducted in 2000



**Rudy Macklin receives his Louisiana Sports Hall of Fame plaque from Louisiana Sports Writers Association President Scooter Hobbs at the 2005 induction ceremony**

## LSU Team of the Brown Era

During the final year of Dale Brown's 25-year coaching career, fans were asked to vote for their favorite players in the 1970s, 1980s and 1990s. Of the 30-players selected, a panel of local and regional media along with past and present LSU administrators associated with the basketball program selected an all-time team by position encompassing Brown's 25-year tenure (1972-97):

### FIRST TEAM

**Center** -- **Shaquille O'Neal** -- Lettered 1989-92; 1991, 1992 All-American

**Forward** -- **Durand "Rudy" Macklin** -- Lettered 1976-78; 1979-81; 1981 NCAA Final Four, 1981 All-American

**Forward** -- **Ricky Blanton** -- Lettered 1984-86; 1987-89; Member 1986 NCAA Final Four team.

**Guard** -- **Ethan Martin** -- Lettered 1977-81; Member of 1981 Final Four team; Second all-time in career assists.

**Guard** -- **Chris Jackson** -- Lettered 1988-90; 1989-90 All-American

### SECOND TEAM

**Center** -- **Greg Cook** -- Lettered 1976-77; 1978-81; Member 1981 NCAA Final Four team.

**Forward** -- **Leonard Mitchell** -- Lettered 1980-84; Member 1981 NCAA Final Four team.

**Forward** -- **Don Redden** -- Lettered 1982-86; Member 1986 NCAA Final Four team.

**Forward/Guard** -- **Howard Carter** -- Lettered 1979-83; Third-leading scorer in school history.

**Guard** -- **Kenny Higgs** -- Lettered 1974-78; School's all-time leader in single game, season and career assists.

**Guard** -- **Derrick Taylor** -- Lettered 1981-82; 1983-86; Member 1986 NCAA Final Four team.

## SEC Living Legends

Past LSU basketball players and coaches honored each year at the SEC Basketball Tournament.

**1999** -- **Bob Pettit**

**2000** -- **Durand Macklin**

**2001** -- **Joe Dean**

**2002** -- **Ricky Blanton**

**2003** -- **Pete Maravich**

**2004** -- **Dale Brown**

**2005** -- **Bobby Lowther**

**2006** -- **Collis Temple, Jr.**




## Dr. John V. Lombardi

President, Louisiana State University System



John V. Lombardi is President of the Louisiana State University System and professor of history at LSU Baton Rouge.

He also serves as co-editor of The Center's Top American Research Universities project on measuring university performance. Dr. Lombardi served as dean of international programs and dean of arts and sciences at Indiana University, provost at The Johns Hopkins University, president of the University of Florida, and chancellor of the University of Massachusetts Amherst. He is a specialist in Latin America with a special interest in Venezuelan history, and the author of a variety of books and articles, one of which is coauthored with his wife, Cathryn. He received his Ph.D. and MA from Columbia University and his bachelor's degree from Pomona College.



Dr. John Lombardi addresses the LSU Board of Supervisors at his introductory Board meeting on July 13, 2007.

### LSU Board of Supervisors



**Dr. Jack A. Andonie**  
Metairie, La.  
District 1



**Tony Falterman**  
Napoleonville, La.  
District 3



**Dr. John George**  
Shreveport, La.  
District 4



**Hank Gowen, Jr.**  
Shreveport, La.  
District 4



**Hal Hinchliffe**  
Monroe, La.  
District 5



**Stanley J. Jacobs**  
New Orleans, La.  
District 1



**Alvin Kimble**  
Baton Rouge, La.  
District 6



**Louis Lambert**  
Prairieville, La.  
District 6



**Laura A. Leach**  
Lake Charles, La.  
District 7



**Ben W. Mount**  
Lake Charles, La.  
Member at Large



**Dorothy "Dottie" Reese**  
New Orleans, La.  
District 2



**James P. Roy**  
Lafayette, La.  
District 7



**Jerry E. Shea, Jr.**  
Chairman-Elect  
New Iberia, La.  
District 3



**Charles S. Weems III**  
Alexandria, La.  
District 5



**Rod West**  
Chairman  
New Orleans, La.  
District 2



**Cassie Alsfield**  
Baton Rouge, La.  
Student Representative



## Sean O'Keefe

Chancellor, LSU



The Honorable Sean O'Keefe assumed the office of Chancellor of Louisiana State University and A&M College on February 21, 2005. Prior to his appointment as LSU's seventh chancellor, O'Keefe established a distinguished career in higher education and United States government service.

Chancellor O'Keefe earned his Bachelor of Arts from Loyola University in New Orleans in 1977 and his Master of Public Administration from the Maxwell School of Syracuse University in 1978. He held an endowed chair at the Syracuse University Maxwell School of Citizenship and Public Affairs and served as the Director of National Security Studies, a partnership of Syracuse University and Johns Hopkins University for delivery of executive education programs. He was also Professor of Business Administration and Assistant to the Senior Vice President for Research and Dean of the Graduate School at the Pennsylvania State University.

He served on four separate occasions as a presidential appointee. Most recently, until February 2005, he served as the 10th Administrator of the National Aeronautics and Space Administration. O'Keefe joined President George W. Bush's Administration as Deputy Assistant to the President and as the Deputy Director of the Office of Management and Budget until December 2001.

Appointed Secretary of the Navy in July 1992 by President George Bush, O'Keefe served as Comptroller and Chief Financial Officer of the Department of Defense since 1989. Before joining then-Defense Secretary Dick Cheney's Pentagon management team in these capacities, he served on the United States Senate Committee on Appropriations staff for eight years and was Staff Director of the Defense Appropriations Subcommittee. His public service began in 1978 upon his selection as a Presidential Management Intern.

Chancellor Sean O'Keefe is a Fellow of the National Academy of Public Administration, a Fellow of the International Academy of Astronautics, and member of the Naval Postgraduate School Board of

Advisors. During his academic postings, he was a Visiting Scholar at the Wolfson College of the University of Cambridge in the United Kingdom, a member of the Naval Postgraduate School's civil-military relations seminar team, and conducted seminars for the Strategic Studies Group at Oxford University. He served on the national security panel to devise the 1988 Republican platform and was a member of the 1985 Kennedy School of Government program for national security executives at Harvard University.

In 1993, President Bush and Secretary Cheney presented him the Distinguished Public Service Award. He was the 1999 faculty recipient of the Syracuse University Chancellor's Award for Public Service; recipient of the Department of the Navy's Public Service Award in December 2000; and has been awarded five honorary doctorate degrees from several prestigious educational institutions. In 2003 and 2004, he was recognized and honored by the Irish American Magazine as one of the Top 100 Irish Americans.

Chancellor O'Keefe was named recipient of the Potomac Institute for Policy Studies' 2005 Navigator Award and received the 2005 Honorary Engineer of the Year Award from the Engineer's Council. He was inducted into the Louisiana Political Hall of Fame in January 2007.

He is the author of several journal articles and contributing author of *Keeping the Edge: Managing Defense for the Future* released in October 2000. In 1998, he co-authored *The Defense Industry in the Post-Cold War Era: Corporate Strategies and Public Policy Perspectives*.

He is married to Laura McCarthy O'Keefe, and they have three children - Lindsey, Jonathan, and Kevin.



## Dydia DeLyser

Faculty Athletics Representative

Dydia DeLyser, an associate professor in the Department of Geography and Anthropology, begins her first year as LSU's Faculty Athletics Representative.

DeLyser, a native of Santa Monica, Calif., received a bachelor's degree in 1992 from UCLA and earned her master's and doctoral degrees from Syracuse University.

DeLyser arrived at LSU in August 1998 as an instructor before becoming an assistant professor one year later. She was designated as an associate professor in August 2005.

In terms of her research, DeLyser is a cultural-historical geographer. Her work has been both ethnographic and historical, and most of it has been about how landscapes help make the past meaningful in the present.

Most of her published research has focused on two different studies. One was a many-year ethnographic study of a ghost town in California where she examined how images and ideas about the American mythic West became meaningful to the tourists who visited the town. The second

was as historical study that examined a 19th century novel and how it changed the way people understood (and still understand) southern California's past.

Her current research concerns early women aviators and how they used their practices of flying to advance feminism in the post-suffrage era.

DeLyser teaches graduate courses in cultural geography, qualitative research, and academic and professional writing. She also teaches undergraduate courses in cultural, feminist, and urban geography, and an introductory world-regional geography course.

DeLyser is a first-generation American - her parents were Dutch immigrants - and English is actually her second language. She also has language abilities in Russian and Spanish.

DeLyser's hobbies include driving/riding antique cars and motorcycles. She is also a licensed pilot and co-owns a Citabria, which is a two-seat aerobatic airplane.

INTRO

THIS IS LSU

TIGERS

COACHES

REVIEW

PREVIEW

RECORDS

HISTORY

LSU

MEDIA



## The Bertman Coaching **LEGACY**

Skip Bertman's unyielding desire to succeed drove him to the pinnacle of his profession, and his astute knowledge of the game -- obtained from over 40 years of coaching -- combined with his steadfast determination and irrepressible enthusiasm transformed LSU Baseball into the nation's premier program. Bertman has been inducted into the College Baseball Hall of Fame, the Louisiana Sports Hall of Fame and the American Baseball Coaches Association Hall of Fame.

### **National Championships**

2000, 1997, 1996, 1993, 1991

### **SEC Championships**

1997, 1996, 1993, 1992, 1991, 1990, 1986

### **Career Record (1984-2001)**

870-330-3 (.724)

### **NCAA Tournament Record**

89-29 (.754), highest winning percentage in NCAA history

### **National Coach of the Year**

2000, 1997, 1996, 1993, 1991, 1986

### **College World Series Appearances**

2000, 1998, 1997, 1996, 1994,  
1993, 1991, 1990, 1989, 1987, 1986

**A Louisiana Legend and one of the greatest college baseball coaches of all time, J. Stanley "Skip" Bertman has made the seamless transition into the athletics director's chair with the same enthusiasm, vision and demand for excellence that were trademarks of his stellar coaching career.**

The 2007-08 season will mark Bertman's final year as LSU athletics director. After his tenure ends on June 30, 2008, he will remain at LSU as athletics director emeritus through 2010, working as a vital fund-raiser for the university.

In six years as LSU's director of athletics, Bertman has added to his impressive list of on-the-field achievements. Under his direction, LSU has enjoyed arguably the greatest athletics seasons in the history of the institution.

The 2006-07 season saw 12 LSU teams finish among the nation's top 25, including a No. 3 final ranking for the football team and a fourth consecutive Final Four appearance by the women's basketball squad. The LSU men's and women's track and field teams each finished No. 2 in the nation.

In 2005-06, LSU joined North Carolina (1997-98) as the only schools to have their football, men's basketball and women's basketball teams all finish in the nation's Top 5. LSU in 2005-06 also became the first school in SEC history to win outright league championships in men's and women's basketball in the same season.

In 2004-05, 14 LSU teams advanced to the post-season, and in 2003-04, three teams won national championships, nine teams finished in the nation's top ten, and fourteen teams ranked in the top 25.

Under Bertman's direction, LSU teams have also recorded improved grade point averages across the board, making the student-athlete experience a success on and off the fields of competition.

While supervising the Tigers' progress on the playing fields, he has implemented measures necessary to realize his vision of building the LSU athletics department into the best in the country. Bertman's bold and innovative plans promise to keep the Tigers among the nation's elite in all phases of collegiate athletics.

Bertman is now in the midst of upgrading LSU's athletics complex, as he took the bold but essential move to implement a seat contribution program in Tiger Stadium to fund facility improvements and ensure the financial stability of the LSU Athletics Department for the next decade.

Working hand in hand with the Tiger Athletic Foundation, Bertman has already overseen the completion of the Cox Communications Academic Center for Student-Athletes, the renovation of Tiger Stadium and the Pete Maravich Assembly Center, and the construction of the Football Operations Center.

In addition, state-of-the-art baseball and softball stadiums are scheduled to be constructed by the fall of 2008, and a basketball practice facility will be in place by 2009.

Bertman was named LSU's athletics director on January 19, 2001. With Bertman, LSU gained an athletics director who provides the leadership and experience necessary to manage the Tigers' budget of over \$50 million.

Bertman guided LSU to five NCAA baseball titles during his 18-year coaching tenure (1984-2001), and his teams drew huge crowds to venerable Alex Box Stadium, as the Tigers led the nation in attendance in each of his final six seasons.

He also served as head coach of the 1996 U.S. Olympic team which captured the bronze medal in Atlanta.

Bertman continues to be honored for his remarkable coaching tenure, as he was inducted in June, 2006 into the new College Baseball Hall of Fame as part of the hall's inaugural class. He has also been inducted into the Louisiana Sports Hall of Fame and the American Baseball Coaches Association Hall of Fame.

In a *Baseball America* poll published in 1999, Bertman was voted the second greatest college baseball coach of the 20th century, trailing only Rod Dedeaux of Southern California. Bertman, Dedeaux and Augie Garrido of Texas are the only coaches to win five CWS titles.

Bertman had previously earned recognition as one of the nation's brightest assistant coaches while at the University of Miami (Fla.) for eight seasons (1976-83). Before working at Miami, Bertman was renowned for his coaching excellence. In 11 seasons at Miami Beach High School, he directed the Hi-Tides to a state championship and two runners-up finishes and he was named Florida's Coach of the Year on three occasions.

In 1975, Bertman coached at Miami-Dade Downtown, leaving after one season to join legendary head coach Ron Fraser at Miami. The move was a homecoming of sorts, as Bertman spent his collegiate playing days with the Hurricanes as an outfielder and catcher from 1958-60. He earned his B.A. in health and physical education from Miami in 1961 and received his master's degree from UM in 1964.

Bertman and his wife Sandy are the parents of four daughters - Jan, Jodi, Lisa and Lori. The Bertmans have four grandchildren - Sophie Faith and Isaac Stanley, the children of Emile and Lori Bertman Guirard; and Samuel Aaron and Ezra Michael, the sons of Drew and Lisa Bertman Pate.





**Verge Ausberry**



**Judy Southard**



**Herb Vincent**



**Bo Bahnsen**



**Mark Ewing**




**Bo Kerin**



**Eddie Nunez**



**Miriam Segar**



**Ronnie Haliburton**

## Verge Ausberry

Senior Associate AD/Operations

A former LSU football standout, Verge Ausberry joined the LSU Athletics Department administrative staff in August 2001 as an Associate Athletics Director for Operations. He was appointed to the position of Senior Associate Athletics Director in May 2006.

Ausberry supervises and is responsible for football operations, football scheduling and new projects. He also oversees the LSU men's basketball team, the equipment staff, the strength and conditioning staff, the Dr. Martin Broussard training room, the video department and football game management.

Ausberry, from New Iberia, La., played inside linebacker for the Tigers, lettering in 1986-89. He was the leading tackler on the team in both 1988 and 1989 and was part of two Southeastern Conference championship teams (1986 under Bill Arnsparger and 1988 under Mike Archer), playing on teams that went four bowl games.

Before joining the LSU athletic administration, he was very closely involved in the athletic program, first serving for almost seven years as a member of LSU's highly regarded Academic Center for Athletes where he worked with many of the student-athletes, primarily dealing with LSU's football squad.

After leaving the Academic Center, he moved in July 1999 to the Tiger Athletic Foundation staff as part of LSU's fund-raising arm prior to joining the department.

Ausberry received his Bachelor of Science degree in education in May of 1990, his Master of Education degree in administration, supervision and certification in child welfare in May of 1992 and his specialist in higher education administration in 2004. He is presently a doctoral candidate in higher education administration at LSU. He is married to the former Cheri Morial of New Orleans and they have two boys, Austin and Jaidean.

## Judy Southard

Senior Associate AD/Senior Woman Administrator

Judy Southard, who had very successful careers as both head women's basketball coach and Director of Athletics, enters her seventh year at LSU having been promoted to Senior Associate Athletics Director in May 2006.

Southard came to LSU from Texas Woman's University, where she served as the school's Director of Athletics for nine years.

As LSU's Senior Woman Administrator, Southard's responsibilities include oversight of the highly successful Tiger Olympic Sports program including 17 men's and women's sports. She has direct supervision of volleyball, women's basketball, softball and men and women's off as well as responsibilities in monitoring the athletic department's Gender Equity and Diversity Issues Plan.

Southard has served on numerous national committees during her career in athletic administration. She is currently a member of the NCAA Division I Women's Basketball Committee and will continue to serve in the important role of committee chair for the 2007-08 academic year. She additionally served as a member of the SEC Executive Committee from 2004-2007.

While at Texas Woman's University, Southard initiated a corporate partnership program for the athletic department and was instrumental in the addition of two sports (softball and soccer) to the department's sport offerings. She also initiated efforts to create the TWU Athletics Hall of Fame during her tenure there.

Prior to her stint at TWU, Southard served as head women's basketball coach at Marshall University in Huntington, W. Va., for 11 years, where she led the Lady Herd to five Southern Conference titles. At Marshall, Southard was named Southern Conference Coach of the Year three times and her career record of 178-130 still stands as a school record for women's basketball victories. Southard also served as Assistant Athletics Director/SWA at Marshall from 1983-88, including a four-month period when she was interim director. She was recognized in the fall of 2006 as an inductee in the Marshall Athletic Hall of Fame.

Before going to Marshall, Southard spent three years as head coach at Tennessee-Martin and she also served for one season as an assistant coach at

Tennessee. As a high school teacher from 1970-77, Southard coached both basketball and tennis, leading her West Florence High School basketball team to the South Carolina 4A state title in 1976.

A native of Columbia, S.C., Southard earned a bachelor's degree in physical education and health from Coker College in 1970 followed by a master's degree in physical education from Tennessee in 1978. She was a 2000 inductee into the Coker College Athletics Hall of Fame.

## Herb Vincent

Senior Associate AD/External Affairs

Herb Vincent was appointed to the position of Senior Associate Athletic Director for External Affairs in May of 2006 after serving as associate AD since August of 2002. In addition, he was LSU's sports information director for 12 years from 1988-2000.

In his present position, Vincent manages communications and serves as the primary public relations officer for the LSU Athletics Department and all its entities, including the Tiger Athletic Foundation. He also supervises the sports information office and marketing and promotions office, serves as the primary liaison with LSU Sports Properties and TAF, and serves as the department administrator for the sport of baseball.

Vincent served as the LSU sports information director from July 1988 to July 2000. He was appointed Assistant Athletics Director in November of 1989, and then was elevated to Associate AD/Communications in 1992.

He joined LSU as assistant sports information director in February of 1988 and was promoted to the position of SID in July of that year.

Prior to his return to LSU in 2002, Vincent served as Vice President for Communications for the College Sports Southeast regional cable network, headquartered in Birmingham, Ala.

Vincent received a bachelor's degree in journalism from LSU in 1983. He worked as a student assistant in the sports information office directed by CoSIDA Hall of Famer Paul Manasseh during his undergraduate years.

After graduating from LSU, Vincent spent the 1984 season as assistant public relations director for the United States Football League's New Orleans Breakers. In 1985, he was assistant public relations director for the USFL's Los Angeles Express and was promoted during the season to the public relations staff's top position.

Before joining LSU in 1988, Vincent spent one year as assistant SID at Louisiana-Lafayette and also worked at the Southeastern Conference office in Birmingham as assistant public relations director in charge of basketball publicity for two years.

Vincent is married to the former Jamey Cavacini of Versailles, Ky., and they have one daughter, Kennedy.

## Bo Bahnsen

Associate AD/Internal Relations

Bo Bahnsen serves as LSU's Associate Athletics Director for Internal Relations, overseeing the ticket office and all customer service operations.

Prior to moving into his current position in December of 2003, Bahnsen's primary responsibility for the previous 14 years was to serve as LSU's NCAA compliance officer.

Besides ticket and customer service operation, Bahnsen oversees the track and field program as well as the Pete Maravich Assembly Center and game management for all sports including football.

A 1982 graduate of LSU, Bahnsen served as administrative assistant for the men's basketball team for five years before moving into athletics administration as director of purchasing for two years. In 1989, he was assigned his primary responsibility as NCAA compliance officer as assistant athletics director, and then was promoted to associate AD in 1996. Bahnsen has been responsible for overseeing the successful implementation of LSU's Tradition Fund Program, a football-seating plan that requires contributions for the right to purchase approximately 45,000 seats in Tiger Stadium.

Bahnsen, 46, served as manager of the LSU basketball team as an undergraduate and became administrative assistant for the team upon graduation in May of 1982. In July 1987, he became administrative assistant to Athletics Director Joe Dean, overseeing the purchasing office until his promotion in 1989.

A native of Wharton, Texas, Bahnsen attended

Wharton County Junior College for two years before transferring to LSU in 1979. He earned his Bachelor of Science degree in physical education.

Bahnsen is married to the former Karen Mayson, a former LSU golfer and current head coach of the Lady Tigers golf program. The couple has two children, Darren (17) and Devin (15).

## Mark Ewing

Senior Associate AD/Business

Mark Ewing, a 23-year employee of Louisiana State University, joined the LSU Athletics Department in January 2001, and serves as the department's Associate Athletics Director for Business.

Ewing came to the athletics department from LSU's Office of Budget and Planning. He served as LSU's Budget Director overseeing the development and management of the university's \$360 million operating budget.

Prior to his service at LSU, he was employed by Cajun Electric Power Cooperative where he managed accounting for the company's \$2 billion plus construction division.

As Associate Athletics Director for Business, Ewing has assumed responsibility for the athletic business operations including budget, travel, personnel and purchasing as well as responsibility for concession operations. He also handles financial forecasting and management of facility maintenance operations while assisting Sr. Associate AD Judy Southard in the oversight of the gymnastics program.

Ewing, who is a native of Pointe Coupee Parish, received a bachelor's degree in finance from LSU in 1978 and a master's degree in public administration from LSU in 1995.

Ewing and his wife, Gail, have three daughters, Andrea, Aileen and Molly Sue.

## Bo Kerin

Associate AD/Compliance

Bo Kerin, who spent the past five years with the NCAA in its membership services division, joined the LSU Athletic Department as an Associate Athletic Director in charge of compliance in May of this year.

As LSU's compliance director, Kerin will serve as the liaison between LSU and the NCAA and Southeastern Conference offices for NCAA rules interpretations and other matters. He will also be responsible for developing and coordinating educational components for staff, student-athletes, booster organizations, and entities outside the athletics department on NCAA and SEC rules and regulations.

Kerin comes to LSU after a five-year stint with the NCAA from 2001-2007, where he most recently served as associate director of membership services. Kerin's primary responsibilities with the NCAA included oversight of the training of new staff members on the rules education program, the continuing education program for the membership services staff as well as the interpretation of NCAA legislation for Division I institutions.

Prior to his work with the NCAA, Kerin served in compliance at Mississippi State, holding the assistant director position for one year before being promoted to compliance coordinator from 1999 to 2001.

Kerin graduated from Tennessee in 1996 with a bachelor's degree in business administration. He followed that with a Master's degree in education from Mississippi State in 2000. Kerin is married to the former Leslie Moree of Starkville, Miss.

## Eddie Nunez

Associate AD/Operations, Project Development

Eddie Nunez joined the LSU Athletic Department in October 2003 as the Director of Game and Event Management and has since been promoted to Associate Athletics Director for Operations and Project Development in June of 2007.

Nunez's responsibilities, includes game management for LSU football. He also directs the coordination, development and renovation of over \$120 million dollars in athletic facility projects including renovations of the Pete Maravich Assembly Center and current construction of the new baseball and softball stadiums.

Nunez has been the Department's coordinator in the TAF construction of the West Side addition to Tiger

Stadium and the new football operations center. He also oversees the sports of women's tennis and swimming & diving for the athletic department and represents the athletics department on various University and community committees.

Nunez came to LSU after two years as the Director of Game and Event Management at Vanderbilt University in Nashville. Prior to that, Nunez served as men's basketball administrative assistant at Marquette University for one year and two years as men's basketball graduate assistant and head equipment manager for coach Billy Donovan at the University of Florida. He also played two seasons on the Florida basketball team and was a two-time member of the SEC Academic Honor Roll in 1997 and 1998.

The native of Miami, Fla., received his associate degree in arts and architecture from Miami-Dade Community College in Miami in 1995, his bachelors in sports management from the University of Florida in 1998 and his masters in sports administration from Florida in 2000. He is married to the former Jane Hess.

## Miriam Segar

Associate AD/Student Services

Miriam Segar, a former LSU women's basketball player, has been a part of the athletics department administration since June of 1995 and was most recently named Associate Athletics Director for Student Services in April 2007. She had served as Assistant Athletics Director for Student Services since 2004.

Segar began her administrative career at LSU as the compliance coordinator where she served for three years. Following that, in 1998, Segar was named the director of the CHAMPS/ Life Skills where she worked until 2001 when she moved over to the Director of Student Services.

While working with the CHAMPS/ Life Skills, Segar guided the program to Division I Athletic Directors Program of Excellence Award in 2001.

Prior to returning to her alma mater, Segar spent one year at the Southeastern Conference office as the championships assistant and the officiating assistant, assisting in the management of all SEC championships and tournaments and the coordination of women's basketball officials.

Segar, the 2006 Athletic Department Female Alumna of the Year, was a three-year captain for the Lady Tigers basketball team and received four letters from 1990 to 1994. She earned the 1994 NCAA Post-graduate Scholarship and was a member of the 1994 NCAA All-Academic team and a three-time All-SEC Academic Award recipient.

Segar and her husband Jamie have three children; Grant, Reid and Maggie.

## Ronnie Haliburton

Assistant AD/Facility Services

Ronnie Haliburton, who served as director of facility services in the LSU Athletics Department for three years, was promoted to Assistant Athletics Director for Facility Services in March 2007.

Haliburton came to the athletics department in December of 2003 from LSU's facility maintenance department, where he had served as manager since 1998. He was responsible for the overall management of custodial operations, special events crews, stock room inventory and equipment repair.

Haliburton played as a tight end for the LSU football team from 1986-89, and was a member of two Southeastern Conference championship teams. He later played for the Denver Broncos of the NFL for three years.

He first joined LSU in an administrative capacity in 1994 as resident assistant of Broussard Hall, then the school's athletic dormitory, before moving to the weight room as a student assistant strength coach.

Haliburton became a resident manager in 1996 before being named coordinator of residence life later that year. In 1998, he became Manager of Facility Maintenance at LSU.

INTRO

THIS IS LSU

TIGERS

COACHES

REVIEW

PREVIEW

RECORDS

HISTORY

LSU

MEDIA

# LSU ATHLETICS Championship TRADITION

2006-2007 IN REVIEW

## Top Teams



### Women's Basketball

The Lady Tigers advanced to the program's fourth straight NCAA Final Four with tournament victories over UNC Asheville, West Virginia, Florida State and top-seeded Connecticut. LSU also posted a 30-8 overall record in 2006-07 and went 10-4 in the SEC. The 30 wins marks the third straight season with at least 30 wins.



### Gymnastics

The LSU gymnastics team maintained its presence among the nation's elite, finishing the season with a No. 7 national ranking after advancing to the NCAA Championships for the 19th time in program history. Individually, the Tigers had a school-record four athletes earn first-team All-America honors, while head coach D-D Breaux was named the NCAA Central Region Coach of the Year and Bob Moore was named the region's assistant coach of the year.

### Football

The Tigers posted an 11-2 overall record and defeated Notre Dame in the 2007 Sugar Bowl. The victory was the third BCS bowl title for LSU, including the 2001 Sugar Bowl and the 2003 BCS National Title game in New Orleans. During the 2006 season, the Tigers recorded two wins over top 10 teams, including a 28-24 come-from-behind win at No. 8 Tennessee and a 31-26 win at No. 5 Arkansas.



### Men's and Women's Track and Field

The LSU men's and women's track and field teams enjoyed an incredible season in 2007 under the direction of third-year head coach Dennis Shaver. The Lady Tigers were the NCAA runners-up during both the indoor and outdoor seasons, while the Tigers finished as the NCAA runner-up during the outdoor season in June. In addition, the LSU women won their first SEC Outdoor title since 1996 with a victory at the SEC Outdoor Championships in May.



2006-2007 IN REVIEW

## Elite Athletes



### Sherry Fletcher

#### WOMEN'S TRACK & FIELD

Sprinter Sherry Fletcher became the fourth Lady Tiger all-time to win an NCAA title in the 100-meter dash after clocking a personal best time of 11.20 seconds in the final to win gold at the 2007 NCAA Outdoor Track and Field Championships. She is now in select company as she joins Dawn Sowell (1989), Esther Jones (1990) and D'Andre Hill (1994, 1995) as the only NCAA champions in the 100 meters in the program's storied history.

### Marina Skender

#### VOLLEYBALL

A two-time All-SEC selection, the junior outside hitter has helped lead the Tigers to back-to-back SEC Western Division titles and NCAA Tournament appearances. Skender led the conference and ranked sixth in the NCAA in service aces per game, while also recording a school record for attempts per game.

### Killian Roessner

#### SOFTBALL

A first-team All-American in 2007, the catcher had the best season of her career. Roessner led the SEC with 19 runners caught stealing and tied for the league lead with four runners picked off. In addition to her outstanding play behind the plate, she hit .354 for the season with 15 doubles, six home runs and 36 RBIs.

### Jared Bradford

#### BASEBALL

Junior right-hander Jared Bradford enjoyed an excellent 2007 season, as he was named second-team All-SEC and second-team ABCA All-South Region. He completed the season with a 10-4 mark, tying for the most victories among SEC pitchers. Bradford also led LSU with five saves, and he posted either a win or a save in 10 of LSU's 12 SEC victories.

### Kelly Phelan

#### GYMNASTICS

Phelan finished her gymnastics career at LSU as a three-time All-American after earning first-team recognition on the beam and floor during her senior season. She was also named a Scholastic All-American as well as a Coca-Cola Community All-American.

## Megan Falcon ▶▶

### WOMEN'S TENNIS

Sophomore Megan Falcon notched an impressive 38-3 overall record in her first collegiate season. Ranked No. 2 in the country, Falcon was named an ITA All-American and SEC Player of the Year. She was also named ITA National Co-Player to Watch and Louisiana Newcomer and Player of the Year. She held a 28 match winning streak as she became the first player in women's tennis history to reach the NCAA semifinals.



## Danny Bryan

### MEN'S TENNIS

Danny Bryan received ITA All-American and first-team All-SEC honors in 2007. He finished the season ranked No. 4 in doubles with partner Colt Gaston. Bryan and Gaston tallied an impressive 24-4 record on their way to the NCAA Doubles quarterfinals. Bryan represented the tennis team well in the community as he received the 2007 ITA/Arthur Ashe Jr. Award Leadership and Sportsmanship.

## JaMarcus Russell

### FOOTBALL

JaMarcus Russell departed LSU after his junior season and was the No. 1 pick of the 2007 NFL draft after having his most successful and productive season with the Tigers. The Mobile, Ala., native guided LSU to a 11-2 record, including a Sugar Bowl victory over Notre Dame. Russell threw for 3,129 yards and 28 touchdowns as a junior and guided the Tigers in two come-from-behind wins.

## Julius Gloeckner

### MEN'S SWIMMING & DIVING

Julius Gloeckner owns more school records than any other swimmer in school history and was a NCAA All-American in his first two seasons.

## Hali Saucier

### WOMEN'S SWIMMING & DIVING

Hali Saucier was the most decorated athlete at LSU academically. She was the SEC H. Boyd McWhorter Finalist, an NCAA Postgraduate Scholarship recipient and an ESPN Academic All-American. She also earned 2007 NCAA All-America honors and was the 2007 NCAA Regional 3-meter Champion.

## Isa Phillips

### MEN'S TRACK & FIELD

Hurdler Isa Phillips became the first LSU athlete since Billy Hardin in 1964 to win an NCAA title in the 400-meter hurdles as he won the event at the 2007 NCAA Outdoor Track and Field Championships. His time of 48.51 seconds in the final shattered his previous personal best and moved him into the No. 2 spot on the school's all-time performance list.

## Sylvia Fowles ▶▶

### WOMEN'S BASKETBALL

As a junior, Sylvia Fowles earned Kodak and John R. Wooden Award All-America honors as well as first-team honors from ESPN.com and the USBWA. The 6-6 center helped guide the Lady Tigers to a fourth straight NCAA Final Four appearance and a 30-8 record in 2006-07 and averaged 16.9 points and 12.6 rebounds, earning first-team All-SEC honors as well.

## Glen Davis

### MEN'S BASKETBALL

Glen Davis earned first-team All-SEC honors after leading the team in scoring with 17.7 points and rebounding with 10.4 per game.

## Melissa Eaton

### WOMEN'S GOLF

Melissa Eaton led LSU in stroke average for the second straight year. She completed her third straight season with a 75 stroke average to help guide the Lady Tigers to the NCAA Regional.

## Chelsea Potts

### SOCCER

Defender Chelsea Potts established herself as one of the top young center backs in the country with her play during the 2006 season. Potts became the first Tiger to receive All-America recognition as she was named a Soccer Buzz Second-Team Freshman All-American following the season, while she was also named second-team All-SEC and a member of the SEC All-Freshman Team.



## Chris Wells ▲

### MEN'S GOLF

Chris Wells capped a stellar career in the purple and gold in 2007 as he earned All-SEC recognition for the second time after leading the Tigers with a 73.0 stroke average for the season. He was also a three-time first-team All-Louisiana selection by the Louisiana Sports Writer's Association, as well as a two-time member of the PING All-Southeast Region Team during his career.



## 43 National Team Championships

Men's Basketball (1)	1935
Boxing (1)	1949
Football (2)	1958, 2003
Men's Golf (4)	1940, 1942, 1947, 1955
Men's Indoor Track (2)	2001, 2004
Women's Indoor Track (11)	1987, 1989, 1991, 1993, 1994, 1995, 1996, 1997, 2002, 2003, 2004
Men's Outdoor Track (4)	1933, 1989, 1990, 2002
Women's Outdoor Track (13)	1987, 1988, 1989, 1990, 1991, 1992, 1993, 1994, 1995, 1996, 1997, 2000, 2003
Baseball (5)	1991, 1993, 1996, 1997, 2000

## 109 SEC Team Championships

Baseball (13)	1939, 1943, 1946, 1961, 1975, 1986, 1990, 1991, 1992, 1993, 1996, 1997, 2003
Men's Basketball (9)	1935, 1953, 1954, 1979, 1981, 1985, 1991, 2000, 2006
Women's Basketball (2)	2005, 2006
Football (9)	1935, 1936, 1958, 1961, 1970, 1986, 1988, 2001, 2003
Men's Golf (15)	1937, 1938, 1939, 1940, 1942, 1946, 1947, 1948, 1953, 1954, 1960, 1966, 1967, 1986, 1987, 1992
Women's Golf (1)	1981
Gymnastics (1)	1988
Men's Swimming (1)	1976, 1985, 1998, 1999
Men's Tennis (4)	1957, 1963, 1989, 1990
Men's Indoor Track (4)	1985, 1987, 1988, 1989, 1991, 1993, 1995, 1996, 1998, 1999
Women's Indoor Track (10)	1933, 1934, 1935, 1936, 1938, 1939, 1940, 1941, 1942, 1943, 1946, 1947, 1948, 1951, 1957, 1958, 1959, 1960, 1963, 1988, 1989, 1990
Men's Outdoor Track (22)	1985, 1987, 1988, 1989, 1990, 1991, 1993, 1996, 2007
Women's Outdoor Track (9)	1999, 2000, 2001, 2002, 2004
Softball (5)	1986, 1989, 1990, 1991
Volleyball (4)	

### Overall Men's

<b>NCAA Championships</b>	
1. UCLA	100
2. Stanford	94
3. USC	84
4. Abilene Christian	50
4. Kenyon	50
6. Oklahoma State	48
<b>7. LSU</b>	<b>43</b>
7. Arkansas	43
9. Texas	39
10. College of New Jersey	37

### Overall Women's

<b>NCAA Championships</b>	
1. Stanford	35
2. College of New Jersey	31
3. UCLA	29
<b>4. LSU</b>	<b>24</b>
5. Kenyon	23

- INTRO
- THIS IS LSU
- TIGERS
- COACHES
- REVIEW
- PREVIEW
- RECORDS
- HISTORY
- LSU
- MEDIA

## Press Room and Services

The LSU Sports Information Office provides the news media with a press workroom located in the Northeast Corridor of the Center. Access to the press room is limited to those with working credentials.

A pre-game meal will be served approximately an hour before tipoff in the area across from the press room in the Northeast Corridor. Several telephones (collect and credit card calls only) are available in the press workroom. Also, a limited amount of ethernet lines are available in the workroom. Halftime and final statistics, play-by-play and post-game coaches quotes will be provided in the press room.

Press kits with programs and fact sheets for each team will be available in the press room approximately 1 hour prior to tipoff or earlier upon request.

## Radio Rights

One official radio network for the visiting team must be designated by the team's athletic director or media relations director. Visiting radio stations should coordinate all credential needs through Kent Lowe. Only those working on the radio broadcast will be given credentials for that area.

Radio networks wishing to broadcast should also contact Jim Hawthorne of the LSU Sports Radio Network (225-578-1882). Southeastern Conference opponents may use phone lines on a reciprocal basis. Non-conference opponents should contact Jim Hawthorne to secure phone lines. A small fee may be charged for those crews covering non-conference opponents.

Broadcasts of the LSU basketball games are produced by the LSU Sports Radio Network and distributed through rightsholder LSU Sports Properties. Any station wishing to join the network should contact Kevin May of LSU Sports Properties, (225) 578-7290.

## TV Rights, Satellite Trucks

The right to televise LSU basketball games is solely that of the University and the Southeastern Conference. Permission to televise the game must be granted by the Athletic Director's Office at LSU and the Commissioner's Office of the Southeastern Conference.

Telecasting entities should contact Director of Television Kevin Wagner at (225) 578-1797 for information regarding setup. Sound microphone technicians will sit at designated spots in front of press row that does not block any sold advertising panels, and at the discretion of game officials. There is no mid-court break for television. This season, television broadcasters will be placed on the scorer's table (team bench side), nearest the visitor's bench.

Any outlet using a satellite truck must request satellite truck parking and must have the truck in place at least two hours prior to tipoff. All production and uplink trucks should contact Brendan Fouracre, Director of the Maravich Center, (225) 578-8205, regarding arrival time and setup logistics.

## Phone Lines

Those writers wishing personal phone lines at press row or in the press room should contact the BellSouth Office in Baton Rouge (1-800-238-5501) with LSU Sports Information as the contact.

There will be a minimum of four phone lines available for every game for writers in the press room.

## Wireless Internet Access

Wireless internet access is available in the press room and on press row of the Maravich Center. For information on how to access please ask LSU Basketball SID Kent Lowe.

## Photographers

LSU will follow NCAA and SEC rules regarding the media representatives photographing the game. Photographers are limited to working the designated space along the end line of the playing court. No credentials will be issued to freelance photographers, outline writers, equipment carriers. Photographers will not be permitted to shoot from the sidelines. All photographers must remain seated on the floor in areas directly in front of fans on the baseline. Video taping from a kneeling position will not be permitted. Photo positions may be assigned by the LSU Sports Information Office prior to selected games.

Photographers will file from a the room opposite the LSU dressing room for men's games. The room will have both phone and ethernet lines available. Contact LSU photographer, Steve Franz at 225-578-4193, for further details.

## Head Coach John Brady

Coach Brady will be available for phone and in-person interviews on most non-game weekdays during the season. Please coordinate all requests for personal interviews with coach Brady at least one day in advance through Kent Lowe in the LSU Sports Information Office at 225-578-8226.

Coach Brady will, based on his schedule, be available for brief comments following the conclusion of the practice session each day.

It is strongly suggested that those needing pre-game comments from coach Brady join in the twice-weekly SEC teleconference beginning in January each Monday and Thursday. Contact the SEC Office for the phone number.

On the road, coach Brady will be available in the lobby on the day before the game upon arrival at the hotel with prior setup through LSU Sports Information. Coach Brady will not conduct any interviews, home or away, on game day prior to the game.

## Players

LSU players will be available for interviews after most practices if interviews are requested 24 hours in advance through the LSU Sports Information Office. There will be no interviews once the players come on to the Maravich Center floor to begin practice warmup. This rule will be strictly enforced.

Phone interviews can also be requested for after practice as well. NO players will be available for interviews on the road prior to the game.

The team apartments, locker room and training room are off limits to media representatives at all times.

## Postgame

LSU abides by Southeastern Conference policy regarding equal access to all members of the working media.

The LSU lockerroom is closed to all media after all games, home and road. Coach John Brady will conduct his postgame news conference at home games approximately 10 minutes after the game in the L-Club Room of the Maravich Center. On the road, media members can visit with Brady outside the lockerroom or in the home team's interview area if so requested.

Postgame player interviews are also conducted in the L-Club Room at home and outside the locker room or in an interview area where possible on the road.

## Practices

Please contact Kent Lowe at (225) 578-1864 before planning to attend any practice session. Still and video cameras will be allowed during the first 20 minutes of practice only and all interviews will be conducted at the conclusion of practice.

## Website Credential Qualification

The official website of LSU athletics and the official website of the visiting school will be credentialed. Also, the official online service of the national over-the-air or cable television network which owns broadcast rights to the game requested will receive credentials. Other websites will not be credentialed unless they meet specifications outlined below:

1. Must be a legal corporate entity which has been in business at least one full calendar year and has provided coverage of LSU for at least one year.
2. Must provide daily coverage of all athletic teams of LSU or the visiting team with its own staff of reporters, photographers and equipment.
3. Must travel to and cover major postseason events.
4. Must provide coverage of all press conferences of all athletic teams at LSU or the visiting team.
5. Must be accredited by home university as working media.

NOTE: Websites that sponsor message boards, message centers or chat rooms where people are allowed to post anonymous information will not be issued credentials. If a medium has an online site and they sponsor anonymous forums, they may continue to request credentials under its traditional medium (newspaper, magazine, radio television), but will not be granted additional passes for online staff.

## Key Phone Numbers

Sports Information: (225) 578-8226  
Sports Information FAX: (225) 578-1861  
Athletic Department: (225) 334-4578  
LSU Sports Properties: (225) 578-7169  
Athletic Ticket Office: (225) 578-2184  
Radio: (225) 578-1882  
Television: (225) 578-1797

## Media Information

The 2007-08 LSU Basketball Media Guide is a source of information for the news media. Additional information is available upon request from the LSU Sports Information Office. News releases, digital photographs, video tapes and audio cassettes will be made available to accredited members of the news media upon request.

The LSU Sports Information Office is located on the fifth floor of the LSU Athletic Administration Building in the west parking lot of Tiger Stadium.

## MAILING ADDRESS:

LSU Sports Information  
P.O. Box 25095  
Baton Rouge, LA 70894-5095

## OVERNIGHT MAILING ADDRESS:

LSU Sports Information, Room 501  
LSU Athletic Administration Building  
North Stadium Dr. at Nicholson Dr.  
Baton Rouge, LA 70894  
Phone: (225) 578-8226

## Credentials

All requests for working press, photo and broadcast credentials for the 2007-08 home basketball games should be made online at [www.LSUsports.net/media](http://www.LSUsports.net/media) by filling out the form for credentials. Single-game credentials must be requested no later than NOON the day before the game.

All credentials which cannot be mailed are left at the will-call media table inside the Northeast Corridor entrance of the Maravich Center.

News media covering LSU basketball on a regular basis will be issued a season parking pass. Other parking passes will be

handled on a game-by-game basis. The press parking lots will be in the Track and Field House lots off Nicholson Drive.

Requests are honored from sports editors of daily newspapers and sports directors of television and radio stations. Requests from individuals not employed by a media outlet will not be considered.

Spouses, dates, non-workers and anyone under 18 years of age are not permitted in the working press area. LSU reserves the right to refuse any credential request deemed not to be in the best interest of the University.

### [www.LSUsports.net/media](http://www.LSUsports.net/media)

Since 1997, the LSU Athletics Department has offered the most up-to-date and accurate information to its media outlets through the Internet. As online technology has become one of the most widely accepted and utilized media by those who cover LSU Athletics for various outlets, the goal of LSUsports.net's Media Center is to give those outlets more efficient means of communicating with the department.

## PRINT

### Associated Press

SPORTS EDITOR: Brett Martel  
PHONE: (504) 523-3931  
E-MAIL: [nrl@ap.org](mailto:nrl@ap.org)

### The Advocate

EXEC. SPORTS EDITOR: Butch Muir  
ASST. SPORTS EDITOR: Matt Randolph  
BEAT WRITER: Randy Rosetta  
PHONE: (225) 383-1111  
E-Mail: [sports@theadvocate.com](mailto:sports@theadvocate.com);  
[rrosetta@theadvocate.com](mailto:rrosetta@theadvocate.com)

### Times-Picayune

SPORTS EDITOR: Doug Tatum  
SPORTS EDITOR: Peter Finney (columnist)  
BEAT WRITER: Jim Kleinpeter  
PHONE: (504) 826-3405  
E-MAIL: [sports@timespicayune.com](mailto:sports@timespicayune.com)  
KLEINPETER PHONE: (225) 769-9291

### The Shreveport Times

SPORTS EDITOR: Scott Ferrell  
PHONE: (318) 459-3300  
E-MAIL: [sports@shreveporttimes.com](mailto:sports@shreveporttimes.com)

### Lake Charles American Press

SPORTS EDITOR: Scooter Hobbs  
PHONE: (337) 494-4069  
E-MAIL: [sports@americanpress.com](mailto:sports@americanpress.com)

### Alexandria Daily Town Talk

SPORTS EDITOR: Randy Benson  
PHONE: (318) 487-6351  
E-MAIL: [sports@thetowntalk.com](mailto:sports@thetowntalk.com)

### Monroe News-Star

SPORTS EDITOR: Paul Letlow  
PHONE: (318) 362-0267  
E-MAIL: [sports@thenewsstar.com](mailto:sports@thenewsstar.com)

### Gannett News Louisiana

BEAT WRITER: Glenn Guilbeau  
PHONE: (225) 346-0921  
CELL: (225) 907-8701  
E-MAIL: [gguilbeau@gannett.com](mailto:gguilbeau@gannett.com)

### Lafayette Daily Advertiser

SPORTS EDITOR: Bob Heist  
PHONE: (337) 289-6303  
E-MAIL: [sports@theadvertiser.com](mailto:sports@theadvertiser.com)

### Opelousas Daily World

SPORTS EDITOR: Eric Narcisse  
PHONE: (337) 942-4971  
E-MAIL: [enarcisse@dailyworld.com](mailto:enarcisse@dailyworld.com)

### Ruston Daily Leader

SPORTS EDITOR: O.K. "Buddy" Davis  
PHONE: (318) 255-4353  
E-MAIL: [odavis@aol.com](mailto:odavis@aol.com)

### LSU Daily Reveille

BEAT WRITER: Tyler Batiste  
PHONE: (225) 578-8676  
E-MAIL: [sports@reveille.stumedia.lsu.edu](mailto:sports@reveille.stumedia.lsu.edu);  
[tylerbatiste@gmail.com](mailto:tylerbatiste@gmail.com)

## TELEVISION

### WAFB-TV (CBS Affiliate -- Channel 9)

SPORTS DIRECTOR: Steve Schneider  
REPORTER: Jacques Doucet  
PHONE: (225) 215-4826  
E-MAIL: [sports@wafb.com](mailto:sports@wafb.com)

### WBZ-TV (ABC Affiliate -- Channel 2)

SPORTS DIRECTOR: Michael Cauble  
REPORTERS: Brian Davies, Chris Sabadie  
PHONE: (225) 336-2361  
E-MAIL: [sports@wbz.com](mailto:sports@wbz.com)

### WVLA-TV (NBC Affiliate -- Channel 33)

SPORTS DIRECTOR: Cole Wright  
SPORTS REPORTER: Chris Mycoskie (anchor, Fox News Louisiana)  
PHONE: (225) 766-3233  
E-MAIL: [cole.wright@nbc33tv.com](mailto:cole.wright@nbc33tv.com);  
[chris.mycoskie@nbc33tv.com](mailto:chris.mycoskie@nbc33tv.com)

### WWL-TV (CBS Affiliate -- Channel 4)

SPORTS DIRECTOR: Jim Henderson  
REPORTERS: Juan Kincaid, Scott Cody  
PHONE: (504) 529-6291  
E-MAIL: [jkincaid@wwlwtv.com](mailto:jkincaid@wwlwtv.com)

### WDSU-TV (NBC Affiliate -- Channel 6)

SPORTS DIRECTOR: Fletcher Mackle  
REPORTER: Keli Fulton  
PHONE: (504) 679-0657  
E-MAIL: [fmackle@wdsu.com](mailto:fmackle@wdsu.com)

### WGNO-TV (ABC Affiliate-Channel 26)

SPORTS DIRECTOR: Ed Daniels  
PHONE: (504) 619-6328  
E-MAIL: [edaniels@tribune.com](mailto:edaniels@tribune.com)

### WVUE-TV (FOX Affiliate - Channel 8)

SPORTS DIRECTOR: Eric Richey  
REPORTER: Rob Ennis  
PHONE: (504) 483-1528  
E-MAIL: [erichey@wvue.emmis.com](mailto:erichey@wvue.emmis.com)

## RADIO

### WDGL/WTGE (FM98.1/107.3)

(LSU Radio Network Flagship)  
SPORTS DIRECTOR: Charles Hanagriff  
PHONE: (225) 388-9898

### LOUISIANA NETWORK

SPORTS: Jeff Palermo  
PHONE: (225) 291-2727

### WWL-NEW ORLEANS (AM 870)

SPORTS TALK: Bobby Hebert, Kenny Wilkerson, Deke Bellavia  
PHONE: (504) 593-6376

## SPECIALTY MEDIA

### Tiger Rag

EDITOR/BEAT: Matt Deville  
PHONE: (225) 383-5271  
E-MAIL: [matt@tigerrag.com](mailto:matt@tigerrag.com)

INTRO

THIS IS LSU

TIGERS

COACHES

REVIEW

PREVIEW

RECORDS

HISTORY

LSU

MEDIA



**Michael Bonnette**



**Laurie Cannon**



**Melissa Foley**




**Bill Franques**



**Kent Lowe**



**Brian Miller**



**Steve Franz**



**Jason Feirman**



**Peter Hoang**



**Krystal Bennett**



**Pat Fredericks**



**Will Stafford**

## Michael Bonnette

Assistant Athletics Director/Sports Information

Michael Bonnette enters his seventh year as LSU's Sports Information Director and third as an Assistant Athletic Director after being promoted to his current position in July of 2004. Bonnette was originally elevated to Sports Information Director in August of 2000. As Sports Information Director, Bonnette serves as the chief contact for LSU's nationally-ranked football team as well as overseeing all publicity activities for the 20 sports sponsored by the Athletic Department.

The 37-year-old Bonnette, who served as an Associate Sports Information Director for seven years, is in his 13th year with the LSU Athletic Department.

The Lake Charles, La., native has been around the sports media relations profession his entire life as he is the son of longtime McNeese State Sports Information Director Louis Bonnette. His brother Matthew Bonnette is the Assistant Sports Information Director at Northwestern State University in Natchitoches.

Bonnette, who is a 1993 graduate of LSU, serves as vice president for SIDs for the Louisiana Sports Writer's Association and the Southeastern Conference. He is married to the former Robin Arnaud of Opelousas, La., and the couple has three sons, Peyton (9), Grant (8) and Max (2).

## Laurie Cannon

Associate SID

Laurie Cannon enters her sixth year at LSU as associate SID in charge of gymnastics and cross country. In addition, she assists with the day-to-day responsibilities with the LSU football program and serves as the content manager for LSUsports.net

Prior to LSU, Cannon spent time in the sports information offices at both Baylor University and Utah State. At Baylor, she served as the primary contact for the track and field and cross country teams and the secondary contact for the Bears' football team. While at Utah State, Cannon served one year as an assistant media relations director and one year as a media relations student assistant. Her duties at USU included serving as the primary contact for the Aggies' gymnastics, softball and women's soccer programs.

A 2000 graduate of Utah State, Cannon earned a bachelor of arts degrees in business administration and exercise science. While a student at USU, Cannon was a four-year letterwinner for the Aggies' nationally ranked gymnastics team. She served as team captain during her junior and senior seasons. She received her master's degree in sports management from LSU in August of 2006. Cannon is a native of Carmichael, Calif.

## Melissa Foley

Associate SID

Melissa Foley enters her seventh year on the LSU sports information staff as associate SID in charge of the nationally ranked softball and women's volleyball programs.

Foley, 31, is a Marksville, La., native and a 1997 graduate of LSU in mass communications. Her media guides have been judged in the top seven nationally on six occasions, including second best in the nation for her 2005 softball guide.

Prior to coming to LSU, Foley was the assistant SID at Northwestern State University in Natchitoches. From 1999-2000, she worked as an intern at Ole Miss. Foley began her career at NSU where she was a graduate assistant for two years while earning a master's degree in sports administration in the spring of 1999.

In December 2006, the former Melissa Reynaud married Damian Foley, a native of Christchurch, New Zealand, in a pair of ceremonies in Baton Rouge and Nelson, New Zealand.

## Bill Franques

Associate SID

Bill Franques works as the baseball program's media relations director, and he serves as managing editor of LSU's football, men's basketball and baseball GAMEDAY publications.

The LSU baseball media guide, written and edited by Franques, has twice been named best in the nation by the College Sports Information Directors of America. His baseball brochures have finished among the top six in the nation in 10 of the past 14 seasons.

Franques is the Alex Box Stadium public address announcer, and he is the radio color analyst on LSU Sports Network broadcasts of baseball road games. In addition, he is the producer and co-host of LSU Sports Journal, a monthly television program featuring LSU sports personalities.

Franques also worked from 1997-2000 as the LSU baseball administrative assistant. His duties included coordinating team and recruiting travel, organizing fund-raising events and booster club meetings, and overseeing office operations.

Franques received a bachelor of arts degree from LSU in 1985. The Lafayette, La., native is married to the former Yvette Lemoine of Bunkie, La., and they have three children - William Paul, Jr. (6), Benjamin Lewis (5) and Madeline Lemoine (2).

## Kent Lowe

Senior Associate SID

A member of the LSU Sports Information staff since August 1988, Kent Lowe was appointed senior associate SID in August 2000. He serves as the primary media contact for the LSU men's basketball team and women's golf team.

His voice is also well known as the color analyst on softball broadcasts on the LSU Sports Radio Network, the PA voice for home volleyball matches

and for the past 13 years has written a weekly bowling column for The (Baton Rouge) Advocate.

Lowe, 48, came to LSU from Louisiana Downs where he served as publicity director for the Bossier City, La., racetrack.

Lowe is a member of CoSIDA and its prestigious Academic All-American committee and has just been elected to a two-year term as president of the Louisiana Sports Writers Association. Lowe, a native of Shreveport, is a 1979 graduate from LSU-Shreveport. He earned his masters degree at LSU in 1982.

## Brian Miller

Associate SID

Brian Miller enters his sixth year at LSU as an associate SID after spending three years in the same capacity at Auburn University.

Miller, 34, is the secondary contact for football and the primary contact for LSU's nationally-ranked women's basketball team. He will also assist in the publicity of all other LSU sports. His 2002-03 LSU women's basketball media guide was named "Best in the Nation" by CoSIDA out of 112 Division I entries.

Miller graduated from Northeastern University in Boston, in 1996 with a degree in broadcast journalism and began his career in sports information at NU as a student assistant in charge of the publicity of the Huskies' baseball program.

Miller spent one year at Florida Atlantic University as an assistant SID after graduation before spending three years at Louisiana Tech University, two as an assistant (1996-98) and one as the director (1999).

Miller is married to the former Stacey Hill of Mangham, La., and the couple has two sons, Trey (6) and Cody (3).

## Steve Franz

Photography Coordinator

Steve Franz, LSU's staff photographer, joined the LSU athletics department in July of 1998 after being around the Tiger sports scene for years.

Prior to joining LSU athletics, the New Orleans native served as photographer for the independent Tiger Rag magazine for five years. Franz was also a photographer for United Press International covering some of the area's major political events, Presidential visits, the New Orleans Saints and the NCAA men's and women's Final Fours in New Orleans.

Franz, 36, has had his pictures published in several national magazines, including Sports Illustrated and The Sporting News. He is a 1993 graduate of LSU.

## Jason Feirman

Publications Director

Jason Feirman is in his seventh year as the director of LSU's athletics publications. His responsibilities include the production design of media guides, game programs, posters, schedule cards, advertising campaigns and various other

projects for all 20 varsity sports. Feirman also oversees the design of outdoor signage on LSU Athletics facilities.

Feirman has coordinated 39 media guides and game programs that have finished among the top in the nation of the annual CoSIDA publications contest. In 2002-03 the LSU women's basketball media guide was named "Best in the Nation" by CoSIDA out of 112 Division I entries. In 2004-05 his men's basketball advertising campaign was awarded a Gold ADDY. The campaign also won a "Best of the Best" national honor from the National Association of Collegiate Marketing Administrators (NACMA), including a first-place in the Best Single-Day Newspaper Display Ad.

Feirman, 29, received a bachelor's of arts degree from LSU in December of 2000. The Metairie, La. native, is married to the former Rachael Click.

## Peter Hoang

Graphic Design Coordinator

Peter Hoang is in his second year as graphic design coordinator for the LSU Athletics Department. His responsibilities include assisting in the design and production of all publications for the athletics department as well as working with the Tiger Athletic Foundation.

Hoang, 26, worked as a student assistant in the LSU athletics department for one year prior to earning his bachelor's degree in graphic design in May, 2005. His 2006 women's tennis guide finished third in the nation by CoSIDA.

He is a Thibodaux, La. native, and a graduate of H.L. Bourgeois High School.

## Krystal Bennett

Graphic Design Coordinator

Krystal Bennett is in her second year as graphic design coordinator for the LSU Athletics Department. Her responsibilities include assisting in the design and production of all publications for the athletics department.

Bennett, 23, worked as a student assistant in the LSU athletics department for two years prior to earning her bachelor's degree in graphic design in May, 2006. Her 2006 men's tennis guide was awarded "Best Cover" by CoSIDA and the book finished second in the nation. More recently, her 2007 gymnastics media guide also finished second in the nation.

She is a Haughton, La. native, and a graduate of Haughton High School.

## Will Stafford

Graduate Assistant

## Pat Fredericks

Administrative Secretary

## Sports Information Student Workers

Curtis Akey  
Ashley Bourdier  
Ashley Durand  
Patrick Fisher

R.J. Marse  
Bill Martin  
Brienne Mickless  
Alex Restrepo

Elizabeth Stuart  
Jake Terry

the exclusive marketing and multi-media rights partner of **LSU Athletics**.

LSU Sports Properties provides a single-source outlet, integrating sponsorship opportunities to deliver corporate partnership programs across all of LSU Athletics' marketing platforms for the family of loyal corporate and media partners of LSU Athletics.

**On-Premise Signage**

- Tiger Stadium
- Morikoff Center
- Alex Box Stadium
- Olympic Sports Venues

**Game Sponsorships**

- Football
- Men's Basketball
- Women's Basketball
- Baseball

**Hospitality**

- Tickets
- Tiger One Village
- Away Game Trips
- Special Events

**Media**

- Radio
- Television
- Print
- Internet

**Marketing Rights**

- Consumer Promotions
- Event Marketing
- Logo Usage
- Official Issues



TEAM LSU PARTNERS



TIGER PARTNERS



FOR MORE INFORMATION REGARDING SPONSORSHIP OPPORTUNITIES WITH LSU ATHLETICS, PLEASE CONTACT

LSU Sports Properties  
PO Box 25099  
Baton Rouge, LA 70824



Brooks Blakey  
DIRECTOR OF SALES



225.578.7571  
tblakey@lsu.edu





## Inside LSU Basketball With John Brady

Inside LSU Basketball with John Brady returns this season as the primary source for Tiger basketball news. Jim Hawthorne will serve as host, joining LSU head coach John Brady to provide detailed game highlights, in-depth analysis and profiles of the 2007-08 Tigers.

The show also features a different "inside" aspect of the basketball program each week. For the fourth straight year, the show will be shot following the Saturday SEC game, allowing fans the most extensive up-to-date highlights of LSU games.

Inside LSU Basketball with John Brady is syndicated weekly during the season throughout all major markets in the state of Louisiana by LSU Sports Properties. In addition, the show can be viewed in its entirety in the Geaux Zone of LSU's official athletic department web site, [LSUsports.net](http://LSUsports.net).

Inside LSU Basketball debuts Dec. 2 and will continue throughout the season with the last show airing on March 9 (There will be no show on December 23, 30 or Jan. 6). Check local listings for air times as well as the affiliates that Inside LSU Basketball with John Brady can be viewed.

## 2007-08 Inside LSU Basketball Affiliates

<b>Baton Rouge</b>	WBRZ-TV (ABC)	Sunday, 10:30 pm
	Cox Channel 4	Monday, 9:30 pm
Alexandria	KLAX-TV (ABC)	Sunday, 10:30 pm
Lake Charles	Cox Channel 8	Mon. & Wed., 6 p.m.
Monroe	KEJB-TV (MY43)	Tuesday, 6:30 p.m.
Morgan City	KWBJ-TV (WB)	Sunday, 9 pm
New Orleans	WGNO-TV (ABC)	Sunday, 11:30 p.m.
Shreveport	KMSS-TV (FOX)	Saturday, 12:30 p.m.
<b>Statewide</b>	CST	Wednesday, 6 pm
<b>Regional</b>	FSN Southwest	Tuesday, 1 p.m.

Network Affiliates are subject to change



For the fifth year, Cox Sports Television has teamed up with LSU to be the exclusive regional cable sports network of LSU Athletics. The television package, which was signed in February of 2003, gives LSU year-round exposure on the regional sports network and will include close to 40 LSU sporting events as well as monthly magazine shows featuring LSU athletics on Cox Sports Television.



**Kevin Wagner**  
Director of Television

Kevin Wagner, LSU's Director of Television, is the executive producer/director for LSU's four major coaches' television shows featuring football coach Les Miles, men's basketball coach John Brady, women's basketball coach Van Chancellor and baseball coach Paul Mainieri. He oversees all television projects associated with the LSU Athletics Department, including the coordination of LSU's video scoreboards in Tiger Stadium and the Pete Maravich Assembly Center.

Wagner, 51, was promoted to Assistant AD/Television in August, 2003 after joining LSU as assistant coordinator in August of 1989. He served as Coordinator of Electronic Media/Television for eight years prior to his most recent promotion.

A 1980 graduate of LSU in broadcast journalism, Wagner was a four-year Tiger letterman in diving (1975-79), earning All-Southeastern Conference honors in 1979 on the three-meter springboard.

A native of Houston with 28 years of experience as a television producer, Wagner and his wife Karen have two daughters, Allyson (27), and Jennifer (25), four grandchildren -- Kaleigh, Conner, Randy and Tanner.



**John Schiebe**  
Manager of Television

John Schiebe begins his 14th year as chief assistant in the television department. He came to LSU in August of 1994 from the University of Mississippi where he served as post-production supervisor in the Teleproductions Center. He was there for one-and-a-half years.

Schiebe served as a production assistant in Educational Television Services at Oklahoma State from 1984 through 1987 before becoming a producer/director in Agricultural Communications at OSU from 1987 until 1993 when he joined Ole Miss.

A 1986 graduate of Oklahoma State, he was born in Minneapolis, Minn. and attended high school in Oxford, Miss.

Schiebe, 46, is married to the former Mollie Clements of Memphis, Tenn., and they have two children, Tom, 19, and Pat, 18. Pat is a walk-on freshman football player at LSU.



**Dave Landry**  
Television Producer

David Landry returned in 2006 to LSU as a producer within the television department after 12 years in television production in the Baton Rouge area.

Before his freelance career, Landry, a native of Baton Rouge, served as a full-time television producer at LSU for four years (1990-1994) and was involved with production of LSU programming since 1988 when he was a student at the University.

Landry, 40, worked as a student assistant in the Electronic Media Department from 1988-90 before joining the department on a full time basis.

He most recently owned LTO Productions in Baton Rouge for the last nine years, contracting with broadcast and cable networks, including extensive news coverage of the aftermath of Hurricane Katrina for Fox News Channel.

Landry graduated from LSU in 1990 with a bachelor's degree in broadcast journalism. He married to the former Kim Segura of Baton Rouge in 1991, and has two sons, Patrick, 9, and John, 8.



## The John Brady Show

The John Brady Show, presented by Whitney Bank, a weekly one-hour radio program returns for the 2007-08 season. It is designed to give Tiger fans a chance to visit both live and by phone with LSU Coach John Brady.

The show will once again be hosted by "The Voice" of LSU Athletics, Jim Hawthorne and will be broadcast again this year from Walk-On's Bistreaux at the corner of Nicholson and Burbank, just off the LSU campus.

Fans have the opportunity to come out and watch the show and ask Coach Brady questions in person. There is also a call-in segment that features questions from listeners on the LSU Sports Radio Network and in the Geaux Zone powered by USAgencies at LSUsports.net.

The first of 14 shows begins on Nov. 26 at 7 p.m. and will run for four weeks before taking a break for Christmas Eve and New Year's Eve ... The show will return with a special Tuesday edition on Jan. 8 and will be broadcast on Mondays through the end of the season.



The John Brady Radio Show is broadcast this year from Walk-On's Bistreaux at the corner of Nicholson and Burbank, just off the LSU campus.



## The History

The LSU Sports Radio Network, a division of LSU Sports Properties, brings Tiger basketball to LSU followers across the country. With two 50,000-watt clear channel affiliates and three 100,000-watt FM stations, LSU Basketball is distributed by satellite throughout the South. The LSU Sports Radio Network is anchored by flagship station WDGL-FM ("The Eagle 98.1") in Baton Rouge. The LSU Sports Radio Network, in its 20th year, is one of the most diverse and progressive college radio networks in the country, utilizing an in-house radio studio to originate over 140 live events in football, men's and women's basketball, baseball and softball. With FM radio station WTGE-FM (107.3 FM) and 104.9 "The X" serving as a flagship station for women's sporting events and call-in shows, LSU has moved to the forefront in publicizing its women's sports on radio. In addition to live events, network programming also includes a weekly live coach's show for football, men's and women's basketball and baseball.

## 2007-08 Network Affiliates (PROJECTED)

CALL LETTERS	FREQUENCY	CITY
<b>WDGL-FM</b>	<b>98.1</b>	<b>Baton Rouge</b>
WWL-AM	870	New Orleans
KWKH-AM	1130	Shreveport
KSYL-AM	970	Alexandria
KSLO-AM	1230	Opelousas/Lafayette
KKGB-FM	101.3	Lake Charles/Sulphur
KNOE-FM	101.9	Monroe
WBOX-FM	92.9	Bogalusa
KEUN-AM	1490	Eunice
KFNV-FM	107.1	Ferriday/Natchez
KCIL-FM	107.5	Houma
KJNA-FM	102.7	Jena
KJAE-FM	93.5	Leesville
KNBB-FM	97.7	Ruston
KVPI-FM	92.5	Ville Platte
KWLT-FM	102.7	Crossett, AR
WFCG-FM	107.3	Tylertown, MS



**Jim Hawthorne**  
Director of Broadcasting

Hawthorne begins his 28th season of LSU basketball play-by-play and in his LSU broadcasting career has called the action from three Final Fours, 13 College World Series in baseball (including all five national championship games LSU played in) and 12 football Bowl games, including the 2003 National Championship game.

A 42-year play-by-play veteran with Northwestern State football, basketball and baseball, Centenary basketball, Texas League baseball and World Football League broadcasts also among his credentials. Hawthorne is married to the former Juanita Carol Thomason of Anacoco and has one son, Joseph William, two daughters, Jaime Lynn and Amanda Ruth, and three grandchildren.

Hawthorne, who has enjoyed a singing career when his broadcasting schedule allows, has released a CD entitled "Country Memories" and authored his autobiography, "The Man Behind The Voice."

## Kevin Ford

Broadcast Host/Analyst

Ford is in his 20th year with the LSU Sports Radio Network, hosting the network's basketball pregame, halftime and postgame shows, as well as game analyst.

While at LSU, he served as the broadcast booth statistician and pregame reporter for football broadcasts. He is in his 14th year as football host of pregame, half-time and post-game shows.

Ford was employed in the Electronic Media Department as a student worker until his graduation. He received a Bachelor of Arts degree in broadcast journalism in December of 1991. He currently hosts the program "Louisiana Sportsman TV" which airs on Cox Sports Television.



The Tiger Athletic Foundation (TAF) is a private, nonprofit foundation dedicated to supporting LSU and its Athletic Program. The Foundation is administered by its own board of directors, comprised of TAF donors, which meets quarterly. Officers of the corporation are elected bi-annually.

Louisiana State University has a proud athletic tradition, highlighted by scores of Southeastern Conference and NCAA championships in more than 20 men's and women's varsity sports. Thanks to generous private-sector contributions, the Tiger Athletic Foundation continues to play an integral role in

sustaining that outstanding tradition. As the central fund-raising organization in support of LSU athletics, TAF's mission is clear - to lead the university in building a comprehensively superior athletic program.

Unrestricted contributions to the Tiger Athletic Foundation benefit every athlete and team at LSU through scholarship and academic awards, as well as through the construction and maintenance of athletic facilities. These projects, large and small, chart the unmistakable course to excellence. And it is the shared vision of alumni and friends of LSU that are making them a reality.



**Maj. Gen. R. G. Richard,  
USMC (Ret.)**  
Chief Executive Officer

## WHO IS TAF?

A donation to the Tiger Athletic Foundation assists in its programs of support for LSU Athletics.

- The TAF is made up of average Tiger fans who make donations to help fund the mission of Tiger Athletics.
- Nearly two-thirds of TAF's members have donated less than \$1,000 in their lifetime to TAF.
- Less than 1% of TAF's members have donated over \$100,000 in their lifetime to TAF.
- Approximately half of TAF's members are football season ticket holders.
- TAF's membership is 14,000 strong and growing.
- Funding scholarships for LSU's student-athletes.
- Funding the construction and renovation of facilities and the purchase of equipment to provide Tiger student-athletes with the best possible opportunity to compete at a national level.
- Funding support for facilities and programs to enhance the academic opportunities for student-athletes.
- Providing support to assure the best possible coaching and support staffs are in place to lead the LSU athletics program.

## TAF Members Funded LSU Projects



### \$60 Million

#### Westside Renovation of Tiger Stadium

The TAF renovated the westside of Tiger Stadium in order to provide 3,200 new club seats and a new press box. The new club seats provide additional revenue for the athletics program to invest in future facility projects. Opened in the fall of 2005.

### \$50 Million

#### Eastside Expansion of Tiger Stadium

The TAF financed an eastside expansion that added over 11,000 seats to Tiger Stadium and moved it up among the five largest on-campus stadiums in America. The eastside expansion not only created 70 Tiger Den suites to the stadium, it has provided over 300,000 more fans the opportunity to see LSU football since the expansion was opened in 2000.

### \$5.2 Million

#### Scoreboards in Tiger Stadium, Maravich Center, Outdoor Track

The TAF added to fan enjoyment in LSU's major athletics facilities by purchasing state-of-the-art video scoreboards in 1998.



### \$1.2 Million

#### Lawton Squad Room

The TAF funded the construction of a squad meeting room attached to Tiger Stadium for use by LSU's athletics teams. Prior to the construction of the Lawton Squad Room, there was no one place in LSU's athletics complex where the entire football team could meet and view instructional and motivational video presentations. Opened in 1997.

### \$15 Million

#### Football Operations Center

The TAF built a stand-alone Football Operations Center that opened in the fall of 2005. All facets of the Tiger football program are now under one roof. The building includes locker rooms, meeting rooms, coaches offices, video operations, a training room and strength facility.



### \$3 Million

#### Mike the Tiger's Habitat

LSU's legendary live mascot is now in a new home, thanks to the TAF. This new habitat provides Mike with a 15,000-square foot environment with lush planting, a beautiful waterfall and a stream evolving from a rocky backdrop overflowing with plants and trees. LSU now enjoys one of the finest live tiger habitats in America. Opened in the fall of 2005.

### \$12 Million

#### Cox Communications Academic Center for Student-Athletes

The TAF provided LSU with unquestionably the most advanced academic facility in America for its student-athletes. By renovating LSU's old Gym Armory, the TAF allowed LSU to make the emphatic statement that the academic welfare of its student-athletes is its foremost priority. Opened in 2002.